



This is a digital copy of a book that was preserved for generations on library shelves before it was carefully scanned by Google as part of a project to make the world's books discoverable online.

It has survived long enough for the copyright to expire and the book to enter the public domain. A public domain book is one that was never subject to copyright or whose legal copyright term has expired. Whether a book is in the public domain may vary country to country. Public domain books are our gateways to the past, representing a wealth of history, culture and knowledge that's often difficult to discover.

Marks, notations and other marginalia present in the original volume will appear in this file - a reminder of this book's long journey from the publisher to a library and finally to you.

### **Usage guidelines**

Google is proud to partner with libraries to digitize public domain materials and make them widely accessible. Public domain books belong to the public and we are merely their custodians. Nevertheless, this work is expensive, so in order to keep providing this resource, we have taken steps to prevent abuse by commercial parties, including placing technical restrictions on automated querying.

We also ask that you:

- + *Make non-commercial use of the files* We designed Google Book Search for use by individuals, and we request that you use these files for personal, non-commercial purposes.
- + *Refrain from automated querying* Do not send automated queries of any sort to Google's system: If you are conducting research on machine translation, optical character recognition or other areas where access to a large amount of text is helpful, please contact us. We encourage the use of public domain materials for these purposes and may be able to help.
- + *Maintain attribution* The Google "watermark" you see on each file is essential for informing people about this project and helping them find additional materials through Google Book Search. Please do not remove it.
- + *Keep it legal* Whatever your use, remember that you are responsible for ensuring that what you are doing is legal. Do not assume that just because we believe a book is in the public domain for users in the United States, that the work is also in the public domain for users in other countries. Whether a book is still in copyright varies from country to country, and we can't offer guidance on whether any specific use of any specific book is allowed. Please do not assume that a book's appearance in Google Book Search means it can be used in any manner anywhere in the world. Copyright infringement liability can be quite severe.

### **About Google Book Search**

Google's mission is to organize the world's information and to make it universally accessible and useful. Google Book Search helps readers discover the world's books while helping authors and publishers reach new audiences. You can search through the full text of this book on the web at <http://books.google.com/>

LANE MEDICAL LIBRARY STANFORD STOR  
D333 F999 1906  
Diet in health and disease / by Julius F.



24503386094



MAY 14 1962

DR. W. A. BAYLEY

E. W. SAWYER  
425 North June Street  
Los Angeles 4, Calif.



*Ernest Walker Sawyer  
Trace Element Collection  
In Memory of Ray Lyman Wilbur, M.D.*

xx 998

Walter A Bayley -

LANE LIBRARY. STANFORD UNIVERSITY



Vertical line on the right side of the page.







# DIET IN HEALTH AND DISEASE

BY

**JULIUS FRIEDENWALD, M.D.**

CLINICAL PROFESSOR OF DISEASES OF THE STOMACH IN THE COLLEGE  
OF PHYSICIANS AND SURGEONS, BALTIMORE

AND

**JOHN RUHRÄH, M.D.**

CLINICAL PROFESSOR OF DISEASES OF CHILDREN IN THE COLLEGE  
OF PHYSICIANS AND SURGEONS, BALTIMORE

"These few rules of diet he that keeps, shall surely  
find great ease and speedy remedy by it."—BURTON

**Second Edition, Thoroughly Revised and Enlarged**

PHILADELPHIA AND LONDON

**W. B. SAUNDERS COMPANY**

1906

**E. W. SAWYER**  
425 North June Street  
Los Angeles 4, Calif.

---



Set up, electrotyped, printed, and copyrighted November, 1904. Reprinted  
June, 1905. Revised, reprinted, and recopyrighted May, 1906.

---

**COPYRIGHT, 1906, BY W. B. SAUNDERS COMPANY**

---

**ELECTROTYPED BY  
WESTGOTT & THOMSON, PHILADA.**

---

**PRESS OF  
W. B. SAUNDERS COMPANY.**

F 379  
1926

TO

**William Osler, M. D.**

**AS A SLIGHT TOKEN OF OUR APPRECIATION OF HIS PERSONAL  
FRIENDSHIP, OF MANY FAVORS, AND OF THE EN-  
COURAGEMENT HE HAS ALWAYS GIVEN THE  
MEMBERS OF THE PROFESSION.**



## PREFACE TO THE SECOND EDITION.

---

THE success of the first edition of this book seemed to indicate that it filled a need of the profession. In this second edition we have made numerous minor changes and additions which we trust will make the book more valuable. We have re-written and enlarged the section upon salts, noted the work of Chittenden, given a more extended account of Prochownick's diet for pregnancy complicated by contracted pelvis, and have added an account of the diet at water cures, and of Klemperer's work on oxaluria. We have added a revised list of recipes and a new set of diet-lists for ready reference at the end of the book.

We are indebted to numerous friends for criticisms and suggestions, which have been most helpful, and trust that in the future we may continue to have their aid. We wish to express our thanks to the W. B. Saunders Company, for the courtesy they have shown in the preparation of the book.

MAY, 1906.



## PREFACE.

---

THIS book has been prepared to meet the needs of the general practitioner, hospital interne, and medical student, as well as for a reference handbook for training-schools.

The aim of the book is entirely practical. We have endeavored to give a reasonably concise account of the different kinds of foods, their composition and uses, and also to set forth the principles of diet both in health and disease. The greater part of the book is devoted to the sick, and we have tried to tell the doctor how to feed his patient. We have gone over the literature of the subject, much of which is inaccessible to the general practitioner, and have given what seems to us to be the most useful. We trust that the book is simple enough to be used for rapid reference by the busy practitioner, and that there is sufficient detail to make the way clear for the medical student and the uninitiated hospital interne. We have gathered together many diet-lists and recipes, which we trust will be of service both to the physician and to the nurse.

In the preparation of this work we have consulted many books and journal articles, and we are under obligation to the many authors whose names are mentioned throughout the book in connection with their contributions to the science of dietetics.

We are especially indebted to Dr. W. O. Atwater and his collaborators for much valuable material. We wish to express our thanks to the publishers, Messrs. W. B. Saunders & Co., for the courtesy they have shown in its preparation.



# CONTENTS.

---

	PAGE
<b>THE CHEMISTRY AND PHYSIOLOGY OF DIGESTION. . . .</b>	17
Digestion and Absorption . . . . .	20
Digestion . . . . .	20
Absorption . . . . .	27
Peculiarities of the Digestion in Infants . . . . .	31
Metabolism . . . . .	32
Absorption of Foods . . . . .	41
Quantity of Food Required . . . . .	46
American and European Dietaries and Dietary Stand- ards . . . . .	51
The Influence of Various Factors upon the Digestion . . . . .	54
The Relation of Food to Various Inherent Conditions . . . . .	58
<b>CLASSES OF FOODS . . . . .</b>	63
<b>Animal Foods . . . . .</b>	63
Milk and Milk Products . . . . .	63
The Modification and Preservation of Milk . . . . .	69
Eggs . . . . .	76
Meats and the Meat Preparations . . . . .	78
Fish . . . . .	85
<b>Vegetable Foods . . . . .</b>	89
Cereals . . . . .	90
Legumes . . . . .	92
Roots and Tubers . . . . .	95
Green Vegetables . . . . .	96
<b>Fruits and Nuts . . . . .</b>	99
Fruits . . . . .	99
Nuts . . . . .	101
Fungi, Algæ, and Lichens . . . . .	103
Sugars . . . . .	103
Spices and Condiments . . . . .	106
Fats and Oils . . . . .	107
Salts . . . . .	111
Salt Metabolism and Disease . . . . .	119
<b>BEVERAGES AND STIMULANTS . . . . .</b>	120
Water . . . . .	120
Mineral Waters . . . . .	122
Tea . . . . .	132
Coffee . . . . .	133



BEVERAGES AND STIMULANTS ( <i>Continued</i> ).	PAGE
Cocoa . . . . .	134
Alcohol . . . . .	136
Alcoholic Beverages . . . . .	145
Spirits . . . . .	145
Liqueurs and Bitters . . . . .	146
Malt Liquors . . . . .	146
Wines . . . . .	149
Action and Therapeutic Use of Malt Liquors and Wines . . . . .	155
Cider . . . . .	157
VARIOUS FACTORS IN THEIR BEARING ON DIET . . . . .	158
Concentration of Food . . . . .	158
Preservation of Food . . . . .	159
Artificial Food Preparations . . . . .	161
Artificial Proprietary Foods . . . . .	163
Cooking of Foods . . . . .	165
Effect of Cooking . . . . .	167
Diseases Caused by Errors in Diet and by Various Food- poisons . . . . .	169
Other Forms of Food-poisoning . . . . .	180
Idiosyncrasies . . . . .	183
Food Adulteration . . . . .	184
Diet as a Means of Diagnosis . . . . .	193
Diet for Singers and Speakers . . . . .	195
Diet During Athletic Training . . . . .	196
INFANT FEEDING . . . . .	205
Milk Modification . . . . .	215
Methods of Practical Value in Modifying Milk . . . . .	215
Artificial Feeding . . . . .	235
Feeding During the Second Year . . . . .	238
Diet of School Children . . . . .	245
Other Factors in Infant Feeding . . . . .	249
The Feeding of Sick Infants . . . . .	252
Gavage . . . . .	255
Diet in Diseases of Children . . . . .	256
DIET FOR SPECIAL CONDITIONS . . . . .	277
Diet for the Aged . . . . .	277
Diet During Pregnancy and the Puerperium . . . . .	279
Diet in the Special Diseases of Pregnancy . . . . .	282
SPECIAL METHODS OF FEEDING . . . . .	284
Rectal Feeding . . . . .	284
Indications for the Use of Nutrient Enemata . . . . .	287
Recipes for Nutrient Enemata . . . . .	288
Other Methods of Nourishing the Body . . . . .	290

	PAGE
<b>DIET IN DISEASE . . . . .</b>	<b>293</b>
Feeding in Fever . . . . .	297
Feeding in Infectious Diseases . . . . .	301
Typhoid Fever . . . . .	301
Atypical . . . . .	309
Complicated . . . . .	309
Typhus Fever . . . . .	309
Small-pox . . . . .	310
Scarlet Fever . . . . .	311
Measles . . . . .	312
Mumps . . . . .	313
Whooping-cough . . . . .	313
Influenza . . . . .	314
Meningitis and Cerebrospinal Fever . . . . .	314
Diphtheria . . . . .	315
Erysipelas . . . . .	317
Rheumatism . . . . .	317
Asiatic Cholera . . . . .	318
Yellow Fever . . . . .	321
Dengue . . . . .	322
Malaria . . . . .	322
Tetanus . . . . .	323
Rabies . . . . .	324
Tuberculosis . . . . .	324
Diet in Diseases of the Stomach . . . . .	335
Special Cures in the Treatment of the Diseases of the Stomach . . . . .	351
Dysphagia . . . . .	352
Acute Gastritis . . . . .	352
Chronic Gastritis . . . . .	354
Atrophic Catarrh of the Stomach . . . . .	357
Hypersecretion . . . . .	358
Dilatation of the Stomach . . . . .	359
Atony of the Stomach . . . . .	362
Ulcer of the Stomach . . . . .	365
Hemorrhage . . . . .	370
Carcinoma . . . . .	370
Gastroptosis and Enteroptosis . . . . .	372
Nervous Disorders . . . . .	373
Hyperchlorhydria or Hyperacidity . . . . .	374
Diet in Intestinal Diseases . . . . .	378
Dyspepsia . . . . .	380
Acute Catarrh . . . . .	380
Chronic Catarrh . . . . .	381
Dysentery . . . . .	383
Ulcers . . . . .	384

DIET IN DISEASE ( <i>Continued</i> ).	PAGE
Malignant Growths . . . . .	384
Acute Intestinal Obstruction . . . . .	384
Chronic Intestinal Obstruction . . . . .	385
Appendicitis . . . . .	385
Mucomembranous Catarrh . . . . .	386
Nervous Affections . . . . .	388
Hemorrhoids . . . . .	388
Chronic Diarrhea . . . . .	389
Habitual Constipation . . . . .	391
Diet in Peritonitis . . . . .	393
Diet in Liver Diseases . . . . .	393
Catarrhal Jaundice . . . . .	396
Congestion . . . . .	397
Acute Yellow Atrophy . . . . .	398
Abscess . . . . .	398
Fatty Liver . . . . .	398
Amyloid Liver . . . . .	398
Syphilis . . . . .	398
Gall-stone Disease . . . . .	398
Cirrhosis . . . . .	401
Diet in Diseases of the Pancreas . . . . .	402
Diet in Diseases of the Respiratory Organs . . . . .	403
Pleurisy . . . . .	403
Empyema . . . . .	404
Laryngismus Stridulus . . . . .	404
Laryngitis . . . . .	404
Asthma . . . . .	405
Emphysema . . . . .	406
Chronic Bronchitis . . . . .	406
Hemorrhage from Lungs . . . . .	406
Pneumonia . . . . .	407
Diet in Diseases of the Circulatory System . . . . .	410
Diseases of the Heart . . . . .	410
Heart Lesions in Children . . . . .	414
Senile Heart . . . . .	414
Arteriosclerosis . . . . .	418
Aneurysm . . . . .	418
Angina Pectoris . . . . .	419
Anemia . . . . .	420
Chlorosis . . . . .	421
Leukemia . . . . .	425
Purpura Hæmorrhagica . . . . .	425
Hemophilia . . . . .	426
Diet in Diseases of the Genito-urinary System . . . . .	426
Acute Nephritis . . . . .	435
Chronic Parenchymatous Nephritis . . . . .	437

DIET IN DISEASE ( <i>Continued</i> ).	PAGE
Chronic Interstitial Nephritis . . . . .	439
Floating Kidney . . . . .	442
Amyloid Kidney . . . . .	442
Pyelitis—Pyelonephritis . . . . .	442
Renal and Vesical Calculi . . . . .	443
Lithemia—The So-called Uric-acid Diathesis . . . . .	443
Gonorrhœa . . . . .	447
Diet in Diseases of the Nervous System . . . . .	447
Neuralgia . . . . .	449
Gastralgia . . . . .	449
Visceral Neuralgia . . . . .	450
Migraine . . . . .	450
Insomnia and Disturbed Sleep . . . . .	451
Vertigo . . . . .	451
Epilepsy . . . . .	452
Chorea . . . . .	453
Apoplexy . . . . .	453
Diet in Various Toxic Conditions . . . . .	454
Chronic Morphin-poisoning . . . . .	454
Alcoholism . . . . .	454
Chronic Lead-poisoning . . . . .	455
Weir-Mitchell Rest Cure . . . . .	456
Diet for the Insane . . . . .	464
Diseases in which Diet is a Primary Factor . . . . .	466
Diabetes Mellitus . . . . .	466
Dietetic Treatment . . . . .	473
Substitutes for Sugar . . . . .	489
Substitutes for Bread . . . . .	490
Gout and Goutiness . . . . .	499
Rheumatoid Arthritis ( <i>Arthritis Deformans</i> ) . . . . .	509
Obesity . . . . .	509
Diet for Leanness . . . . .	530
Scorbutus or Scurvy . . . . .	531
Unclassified Diseases . . . . .	533
Exophthalmic Goiter . . . . .	533
Addison's Disease . . . . .	534
Osteomalacia . . . . .	534
Diet in Diseases of the Skin . . . . .	534
Eczema . . . . .	535
Urticaria . . . . .	536
Acne . . . . .	536
Acne Rosacea . . . . .	538
Psoriasis . . . . .	538
Pruritus . . . . .	538
Furunculosis . . . . .	539



	PAGE
SPECIAL CURES . . . . .	540
Milk Cure . . . . .	540
Whey Cure . . . . .	541
Kumiss Cure . . . . .	541
Yolk Cure . . . . .	542
Diet Cures . . . . .	543
THE DIETETIC MANAGEMENT OF SURGICAL CASES . . . . .	545
Diet After Operation . . . . .	550
ARMY AND NAVY RATIONS . . . . .	557
Army Rations . . . . .	557
Rations of Foreign Armies . . . . .	567
Remarks . . . . .	569
Navy Rations . . . . .	570
The General Mess . . . . .	572
The Commissary Store . . . . .	575
The Preparation of Food . . . . .	577
DIETARIES IN PUBLIC INSTITUTIONS . . . . .	578
Prison Dietaries . . . . .	579
Hospital Dietaries . . . . .	592
The Johns Hopkins Hospital . . . . .	594
Lakeside Hospital, Cleveland, Ohio . . . . .	594
Full Diet-Table—Navy Hospitals . . . . .	598
Craig Colony of Epileptics . . . . .	602
Diet for Chorister Boys in St. Paul's School, Baltimore . . . . .	603
Tuberculosis Infirmary, Metropolitan Hospital, Blackwell's Island . . . . .	603
Tuberculosis Infirmary . . . . .	604
Second Hospital for the Insane of Maryland for the Month of April . . . . .	605
United States Government Hospital for the Insane, Washington, D. C. . . . .	605
United States Government Hospital for the Insane, St. Elizabeth, D. C. . . . .	607
Bay View Asylum . . . . .	609
Robert Garrett Free Hospital for Children, Baltimore . . . . .	611
Children's Hospital of Boston . . . . .	613
Great Ormond Street Hospital for Sick Children, London . . . . .	615
RECIPES . . . . .	616
Beverages . . . . .	616
Cereal and Cereal Gruels . . . . .	617
Length of Time to Cook Cereals . . . . .	620
Bread . . . . .	622
Vegetables . . . . .	623
Time-table for Cooking Vegetables in Water . . . . .	623
General Rules for Cooking Vegetables . . . . .	623

<b>RECIPES (Continued).</b>	<b>PAGE</b>
Soups Without Meat . . . . .	624
Milk Preparations . . . . .	625
Eggs . . . . .	630
Eggs and Milk . . . . .	631
Meats . . . . .	631
General Rules for Soups . . . . .	633
Methods of Preparing Raw Beef . . . . .	637
Panopepton . . . . .	638
Meat Jellies Without Gelatin . . . . .	640
Recipes for Foods for Diabetics . . . . .	642
<b>THE CHEMICAL COMPOSITION OF AMERICAN FOOD-</b>	
<b>MATERIALS . . . . .</b>	<b>648</b>
Explanation of Terms . . . . .	648
Cuts of Meat . . . . .	652
<b>RAPID REFERENCE DIET-LISTS . . . . .</b>	<b>684</b>
Fever . . . . .	686
Dyspepsia and Chronic Gastritis . . . . .	686
Dilatation of the Stomach . . . . .	687
Atony of the Stomach . . . . .	687
Hyperchlorhydria or Hyperacidity . . . . .	688
Ulcer of the Stomach . . . . .	688
Chronic Diarrhea . . . . .	689
Chronic Constipation . . . . .	690
Debility and Anemia . . . . .	690
Obesity . . . . .	691
Diabetes . . . . .	692
Gout and Goutiness . . . . .	692
Albuminuria . . . . .	693
Tuberculosis . . . . .	693
Epilepsy . . . . .	694
Diet After Normal Confinement . . . . .	695
<b>WEIGHTS AND MEASURES . . . . .</b>	<b>696</b>
<b>A SHORT LIST OF BOOKS ON FOOD AND DIET . . . . .</b>	<b>698</b>
<b>INDEX . . . . .</b>	<b>699</b>



# DIET IN HEALTH AND DISEASE.

## THE CHEMISTRY AND PHYSIOLOGY OF DIGESTION.

FOOD is the matter that is taken into the body to supply nourishment or to replace tissue-waste. Every physical act consumes a part of the force that has been derived from food. The maintenance of the body-heat consumes another part, and in growing individuals a certain amount is utilized in building up the new tissues.

Food as it is taken into the body differs very much in composition from the material that can be utilized in cell-growth and in replacing the tissue-waste. The function of digestion is so to alter the food that it may be absorbed by the blood, and prepare it for assimilation and utilization by the various tissues. The food of mankind is most varied in nature, differing with the seasons, and with climates, races, and countries.

The study of foods is a most complex one, and until recently few scientific investigations along this line had been made. Fortunately, however, experiments are now being carried on the world over, and it is to be hoped that the subject of diet in health and in disease will soon be lifted out of the vale of empiricism where it has so long rested.

The chemic elements of which the body is composed are similar to those contained in the food-stuffs generally employed. Of the fifteen or twenty elements contained in the body the principal ones are oxygen, hydrogen, carbon, nitrogen, calcium, phosphorus, and sulphur. These and others that are present in small quantities form a large number of compounds. In foods these compounds are most conveniently grouped under the headings of protein, fats, carbohydrates, mineral matter, and water. Although various classifications are in use, this one, owing to its simplicity, is that generally adopted.

**Water.**—Water enters into the composition of every tissue



in the body and forms more than 60 per cent. of the entire body-weight of a full-grown man. As it is not burned up in the metabolic processes, it does not, however, furnish any energy.

**Salts.**—The earthy salts, which form about 6 per cent. of the body-weight of an adult man, furnish little if any energy. They are most abundant in the bones and teeth, but they also enter into the composition of other tissues and fluids of the body. The principal salts of the body are calcium phosphate and the various compounds of potassium, sodium, magnesium, and iron. The mineral salts are very necessary to life and health.

**Protein.**—Under this heading are included most of the nitrogenous food-compounds. Various terms have been applied to this class of foods, the terminology here employed being that recommended by the American Association of Agricultural Colleges and Experiment Stations.

Protein is found in both animal and vegetable food, familiar examples of it being the lean and gristle of meat, the white of egg, and the gluten of grain. Proteins are divided into albuminoids, gelatinoids, and extractives.

**Albuminoids** include such substances as the white of egg, the lean part of meat, the curd of milk, and the gluten of wheat.

**Gelatinoids** (called albuminoids by some writers) occur chiefly in the connective tissues, as the "collagen" of tendons and skin and the ossein of the bones. Gelatin is a familiar example of this class of proteins.

The **extractives** contain nitrogen, but differ widely from both albuminoids and gelatinoids. They are the principal constituents of beef-tea and meat-extracts. Vegetables contain substances known as amids—for example, asparagin—which have similar properties.

The proteins, especially the albuminoids, are of the greatest importance to the animal economy. They help to build up new tissues and to repair the waste of the old; they are also burnt up in the body, and are important as a source of energy and of heat. Further, they may be converted into fat and stored in the body for future use, this last function, however, being of minor importance.

Proteins form an essential part of the diet, for without them, or when they are supplied in too small quantity, the body wastes and a condition of malnutrition supervenes. Carbohydrates and fats can not replace proteins. As will be shown further on, they may, by supplying a source of heat and energy,

protect the protein material, but they can not fulfil the function of repairing or building up tissues, with the exception of fatty tissue. Plants differ from animals in that the former can build up their structure largely on non-protein substances and derive their nitrogen supply directly from salts.

The gelatinoids are of complex composition, and evidently can not be used as albuminoids in the growth and repair of the body. They appear to have a food-value similar to that of the carbohydrates and fats. The extractives are probably of no value either as a source of energy or in the formation of tissues. They act as stimulants and as appetizers, and it has been stated that the craving some individuals have for meat is, in reality, a desire for the extractives.

**Carbohydrates** contain no nitrogen. They are composed of carbon, hydrogen, and oxygen, the last two in the proportion to form water—as, for example, starch or dextrose,  $C_6H_{10}O_5$ ; hence the name, carbohydrates. They include the starches, the sugars, and vegetable fiber or cellulose. Carbohydrates are burnt up in the body, and their energy is changed into heat or used up in muscular work; they may also be converted into fat and be stored up in the body. The superficial fatty tissue of the body serves as a direct protection against cold and as a storehouse for heat and energy. Starch forms only about 1 per cent. of the body-weight. The carbohydrates, on account of their easy digestion and availability, are the most prolific source of heat and energy.

**Fat**, or hydrocarbon, is an important element of food, serving the same purpose as the carbohydrates, but more valuable weight for weight as a source of energy than the latter, but being neither so easily digested nor so available. Fat is found in animal foods, such as meat, fish, and butter, in vegetable foods, as oils, in the various cereals, and in the kernels of nuts. Taken as food in excess of the needs of the organism, fat is usually stored in the fatty tissue. It forms about 15 per cent. of the weight of an average man, but there are wide variations in health. Apart from the effects of certain diseases, the tendency toward leanness or toward the accumulation of fat is dependent upon personal habit, heredity, etc., more than upon the quantity or quality of the food taken. Individuals with a tendency to take on fat become stouter on being overfed and on taking too little muscular exercise.

Ebstein maintains that the ingestion of fat is a factor in preventing muscular fatigue. It is said that during the



Franco-Prussian War, with this end in view, the German Emperor ordered that each soldier receive 250 grams of fat bacon a day.

## DIGESTION AND ABSORPTION.

### DIGESTION.

The digestion of food takes place through a number of chemic changes brought about in the alimentary tract by the action of certain unorganized ferments usually known as enzymes. Along with these chemic changes there are, of course, alterations in the physical properties of the food, the two combined allowing the useful part to be assimilated while the remainder passes off as refuse.

**Enzymes.**—Enzymes are the products of protoplasmic changes, and are not endowed with life. They are complex nitrogenous substances, the exact chemic nature of which has not been determined. Howell makes the following classification :

1. **Proteolytic enzymes**, or those acting upon proteins, converting them into a soluble substance—peptone or proteose. In animals the *pepsin* of the gastric juice and the *trypsin* of the pancreatic juice are examples of this class. A similar enzyme is found in plants, in the pineapple family (bromelin) and in the papaw (papain).

2. **Amylolytic enzymes**, or those acting upon starches, converting them into soluble forms—sugar or sugar and dextrin. As examples of this class we have, in the animal body : in the saliva, *ptyalin* ; in the pancreatic juice, *amyllopsin* ; and in the liver, one capable of converting glycogen into sugar. In plants there is a similar enzyme, known as *diastase*.

3. **Fat-splitting enzymes**, or those acting upon the neutral fats, splitting them up into glycerin and the corresponding fatty acid. *Steapsin*, present in the pancreatic juice, is an example of this class. Similar enzymes occur in a number of seeds.

4. **Sugar-splitting enzymes**, or those having the property of converting the double into the single sugars—the disaccharids, such as sugar-cane and maltose, into the monosaccharids, as dextrose and levulose. Two such enzymes are found in the small intestine. One of these acts on cane-sugar, and is known as *invertin* or *invertase* ; whereas the other acts on maltose, and is known as *maltase*. Other enzymes split the monosaccharids,

as one found in the tissues capable of changing the blood and tissue sugar (dextrose) into lactic acid.

5. **Coagulating enzymes**, or those acting upon soluble proteins, precipitating them in an insoluble form. Rennin, the milk-curdling ferment of the gastric juice, is an example of this class of enzymes.

6. **Oxidizing Enzymes or Oxidases**.—These set up oxidation processes. They are found in the various organs and tissues.

*A Partial List of the Enzymes Concerned in the Processes of Digestion and Nutrition (Howell).*

Enzyme.	Where chiefly found.	Action.
Pytalín (salivary diastase).	Salivary secretion.	Converts starch to sugar (maltose).
Amylopsin (pancreatic diastase).	Pancreatic secretion.	Converts starch to sugar (maltose).
Liver diastase.	Liver.	Converts glycogen to dextrose (maltose).
Invertase.	Small intestine.	Converts cane-sugar to dextrose and levulose.
Maltase.	Small intestine, salivary and pancreatic secretion, liver.	Converts maltose to dextrose.
Lactase.	Small intestine.	Converts lactose to dextrose and galactose.
Glycolytic (?).	Muscles (?).	Splits and oxidizes dextrose.
Lipase (steapsin).	Pancreatic secretion, fat-tissues, blood, etc.	Splits neutral fats to fatty acids and glycerin.
Pepsin.	Gastric juice.	Converts proteins to peptones and proteoses.
Trypsin.	Pancreatic juice.	Splits proteins into simpler crystalline products.
Erepsin.	Small intestine.	Splits peptones into simpler products.
Group of autolytic enzymes.	Tissues generally.	Splits proteins into nitrogenous bases and amido-bodies.
Guanas.	Thymus, adrenals, pancreas.	Converts guanin to xanthin.
Adenase.	Spleen, pancreas, liver.	Converts adenin to hypoxanthin.
Oxidases.	Lungs, liver.	Causes oxidation of organic substances.
Catalase.	Many tissues.	Decomposes hydrogen peroxid.

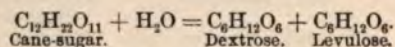
Enzymes have certain properties in common. They are, for example, soluble in water and glycerin. They are destroyed at a temperature of from 60° to 80° C., and their action is retarded or entirely suspended by low temperatures,—*e. g.*, by freezing,—without, however, actually destroying the enzyme. They are characterized further by the fact that after a certain



degree of change has been affected the products of their activity prevent further action, so that most of them may be said to be incomplete in this respect.

Another curious fact is that the activity of an enzyme is not in proportion to the amount present. A trifling quantity may effect enormous change; and increasing the amount of enzyme augments the change produced, but only to a certain point, after which the action is the same whether much or little be added. An enzyme can not be used over and over again, as it is altered in some way and so rendered incapable of indefinite action.

It is commonly believed that enzymes effect their changes by hydrolysis; that is, they cause the substance acted upon to take up one or more molecules of water, the result being that the complex body separates into two simpler ones. Take, for example, the familiar example of the change in cane-sugar:



How this change is brought about is not known.

With this preliminary consideration of the enzymes we may now proceed to the study of digestion.

**Salivary Digestion.**—On being taken into the mouth, solid food is masticated and brought into contact with the saliva, which is a mixture of the secretions of the salivary glands and of the smaller mucous or serous glands that open into the mouth.

The active principle of the saliva is the enzyme *ptyalin*. This ferment converts starch into sugar, a change that is not a simple process, but one accomplished through a series of intermediate changes. These are not at present thoroughly understood, but they probably consist in the starch taking up water and becoming soluble starch—amylo-dextrin, which splits up into dextrin and maltose. The dextrin again takes up water and more maltose is formed. This process continues until all the dextrin has been converted into maltose, or until, owing to unfavorable or changed conditions, the fermentation is arrested. The dextrins formed during this process differ somewhat in their relation to iodine, and are called erythro-dextrin, which gives a red reaction with iodine, and achro-dextrin, presenting no color reaction. Of the latter—those presenting no

color reaction—there are probably several present. The amyl-opsin of the pancreatic juice acts in a similar way.

The normal reaction of the saliva is slightly alkaline, but it will act just as well in a neutral medium. Strongly alkaline solutions retard or entirely inhibit its action. Strongly acid solutions not only inhibit its action, but destroy the ferment. The action of ptyalin must, therefore, cease after the food has been in the stomach for a certain length of time. Raw starch is acted upon very slowly, whereas in well-cooked starch sugar may be detected after even one minute. This is due to the fact that the starch-granules are surrounded by an envelop of vegetable fiber (cellulose) that protects it from the action of the ferment. On boiling, this cellulose covering is broken, and the starch is not only liberated, but also takes up water, rendering it easy of digestion. (See section on Cooking.)

**Gastric Digestion.**—On entering the stomach food is acted upon by the gastric juice and is changed into chyme, being passed into the small intestine as the food is liquefied. Attention may here be called to the fact that *food absorption does not take place in the stomach*. It is believed by many that even water is passed into the small intestine for absorption.

We owe our first accurate knowledge of the process of digestion to the experiments of Beaumont, made upon Alexis St. Martin. The latter had been shot in the stomach, and exhibited a gastric fistula that was well situated for physiologic experiments. In other respects he was a fairly healthy man.<sup>1</sup>

**Normal gastric juice** is a thin almost colorless liquid, with a characteristic odor and strong acid reaction. The acidity varies normally from 40 to 60, that being the number of cubic centimeters of test-solution required to neutralize 100 c.c. of gastric filtrate, but under the influence of certain diseases the acidity may be very much increased, greatly diminished, or even entirely absent. The acidity of the gastric juice is due to the presence of free hydrochloric acid. Under certain conditions, both in health and in disease, lactic acid may be found in the stomach. In addition to free hydrochloric acid, the gastric juice contains *pepsin*, a proteolytic enzyme acting only in an acid medium, and *rennin*, an enzyme that curdles milk.

<sup>1</sup> For the accounts of these classic experiments the reader is referred to Beaumont's book, *The Physiology of Digestion*, published in 1833, and subsequently reprinted.



*Pepsin* changes proteins into peptones. The process is a complicated one, and is effected gradually. Kühne's investigations have done much to enlighten us on this point. His methods and terminology have been adopted extensively by recent writers. The process is described as follows: The protein material is changed first into *syntonin* or acid-albumin. If the solution is rendered alkaline, acid-albumin will be precipitated. The next step is the taking up of water by syntonin, which splits up into several soluble *proteins* called collectively *proteoses*—albumose from albumin; globulose from globulin, etc. These in turn take up more water, and split up into another series of soluble proteins known as the secondary proteoses or deuteroproteoses. These again undergo the same process and form peptones. Gelatinoids are acted upon by pepsin in much the same way as are proteins. The intermediate products have been termed *gelatoses* or *glutoses*. The end-product is known as gelatin-peptone.

*Rennin* curdles milk very rapidly at the body-temperature. The casein is converted from a soluble protein into a more or less solid clot, which gradually becomes firmer and expresses all the whey that was contained in the mass. The casein of cow's milk precipitates in large firm clots; that of human milk, into very fine flocculent particles, which explains the great difference in the digestibility of the two milks.

**Action of the Gastric Juice on other Food Elements.—**

Beyond the mechanical alterations that take place from the presence of fluid and from the churning movements of the stomach, the starches are not acted upon by the gastric juice. Lusk believes that sugar is inverted in the stomach, whereas in reality it undergoes inversion much more completely in the small intestine. In the stomach fats are, for the most part, dissolved by the body-heat and become thoroughly mixed with the other food elements by the movements of the stomach. Beyond this they remain unchanged.

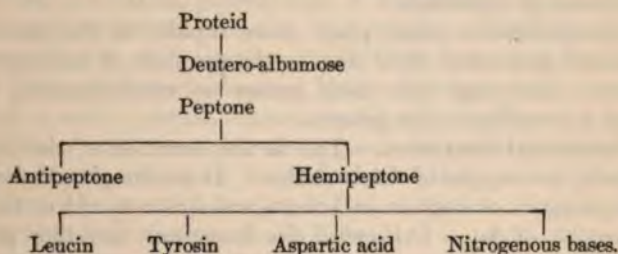
**Intestinal Digestion.**—When the food has been passed into the small intestine, it is acted on simultaneously by three secretions—the pancreatic juice, the intestinal juice, and the bile. Although these secretions, as stated, act together, for the sake of simplicity each will be considered separately.

**Pancreatic Juice.**—Our knowledge of the functions of the pancreatic juice is obtained largely from experiments made on the lower animals. In man it enters the intestine together with or closely following or preceding the bile, being mixed with the

latter secretion and the food-material at the same time. It is alkaline in reaction, and contains at least three, and probably more, enzymes—viz., trypsin, amylopsin, steapsin, and, it is said, a milk-curdling ferment similar to rennin.

*Trypsin.*—Trypsin is a more active ferment than is pepsin, and acts in alkaline, neutral, or even in slightly acid media. It is most active, however, in alkaline solutions. The process by which peptones are formed from proteins is similar to that of peptic digestion, but differs somewhat in detail. Trypsin, however, is capable of carrying on the digestion of peptones further than is pepsin. The steps of the process consist in separating the peptone into an *antipeptone*, a peptone that can not be acted on further by the ferment, and *hemipeptone*, which is split up into various simpler substances, such as amido-acids and nitrogenous bases. Among these simpler substances are leucin and tyrosin. Just what rôle these end-products play in the animal economy has not been definitely determined. They do not replace tissue-waste, and are less useful sources of energy than is peptone itself, which is absorbed as such and utilized by the body.

Howell gives the following scheme, modified from Neumeister, to explain graphically tryptic digestion :



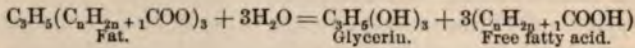
The digestion of gelatinoids is similar to that of the proteins. Trypsin produces gelatin-peptone, whereas pepsin, as previously stated, ceases to act with the formation of gelatose.

*Amylopsin* converts starch into sugar in the same way that ptyalin does. Inasmuch as ptyalin digestion ceases with the entrance of the food into the stomach, it is important that the starches should be completely digested in the small intestine, especially as a large part of the heat and energy consumed by the body is derived from some form of starchy food.

*Steapsin*, known also as lipase, splits up the neutral fats into glycerin and free fatty acids. This emulsification is of paramount importance in fat-digestion and absorption. The process



now becomes again one of hydrolysis. The fat takes up water and splits up into other products. The following formula explains the process :



There are two views concerning the absorption of fat. The older view is that the fat splits or is saponified only to a small extent, the larger part of it being emulsified by the fatty acids formed during the splitting-up process. This emulsified fat is then directly absorbed as neutral fat. The view more recently adopted is that all the fat is split up into glycerin and fatty acids, whether or not emulsification has previously occurred. The fatty acids are saponified by the action of the alkaline salts in the intestine, the products being then absorbed, and brought into combination again to form a neutral fat. This recombination may occur in the epithelial cells of the intestine. As the action of lipase is reversible, that is, may split up the fats or it may cause synthesis of the split products. Lipase is found in many tissues of the body, as liver, muscle, and mammary glands. It is possible that fat is split and re-formed many times in the processes of nutrition.

Emulsification takes place more rapidly in the presence of bile and pancreatic fluid than in the presence of pancreatic fluid alone. Although bile itself causes no emulsification, it aids very materially in the process.

**Intestinal Secretion.**—This is the secretion of the intestinal glands, the crypts of Lieberkühn. It is strongly alkaline from the presence of sodium carbonate, and this may aid in the emulsification of fat. Otherwise the intestinal secretion probably has no action on the proteins or fats. The secretion and the walls of the small intestines contain three ferments which act upon carbohydrates. These are invertase, which acts upon cane-sugar ; maltase, which acts upon maltose and dextrin, and lactase, which acts upon lactose. The walls of the intestines contain also erepsin and enterokinase. *Erepsin* probably continues or supplements the changes begun by trypsin. It is supposed to act upon the deuterio-albumoses and peptones. Erepsin has been found by Vernon in all the tissues of the body. It is present in the kidneys in greater quantities than in the intestinal mucosa. *Enterokinase* acts upon the pancreatic juice. Apart from the small intestine the pancreatic juice has no digestive action on proteins. The explanation of this is that the juice

contains a substance, trypsinogen, capable of being converted into trypsin by the action of enterokinase. As soon as the pancreatic juice comes in contact with the intestinal wall the previously inert trypsinogen is changed into the very active ferment, trypsin.

*Secretin.*—This is not an enzyme, but a definite chemical compound. It is secreted by the wall of the small intestine when acids are brought in contact with it. Secretin is supposed to be absorbed by the blood, and being thus carried to the pancreas, excites the secretion of the pancreatic juice. As we descend the intestinal tract the quantity of enzymes contained in the intestinal secretion becomes smaller. The large intestine secretes mucus but no enzymes.

**Bacterial Changes.**—The changes produced by bacteria are an extremely important factor in digestion, especially from the pathologic standpoint. The subject can not, however, be entered upon fully here, and for a complete knowledge the student should consult the special text-books on bacteriology. For our present purpose it is sufficient to say that, in the small intestine, bacteria changes are probably limited to the carbohydrates. Under abnormal conditions, or when excessive quantities of protein food are taken, putrefaction of the proteins may occur. In the large intestine, however, the extreme alkalinity overcomes this acidity, and allows putrefaction of the feces to take place. The products of bacterial action are many, and consist of leucin, tyrosin, phenol, skatol, and various acids and gases. Some of these, after having undergone certain changes, are absorbed and excreted again in the urine. It is not definitely known just what part they play in the nutrition of the body. Judging from the experiments of Nuttall, it is reasonably certain, however, that bacterial action is not essential to nutrition.

#### ABSORPTION.

In order properly to understand digestion and assimilation it is necessary to know something of absorption. This occurs in two ways: either by the material absorbed entering directly into the blood and passing thence to the liver, or by its entering the lacteals and passing thence through the thoracic duct to enter the blood-current of the left jugular and subclavian veins.

Absorption was formerly believed to take place to a very marked extent in the stomach. This view is now held to be erroneous, probably little or no absorption taking place in this



organ. Water, as well as most other liquids, may be absorbed slightly from the stomach. Alcohol may be absorbed in it, and solutions of various salts may be absorbed slowly. Condiments, by stimulating the mucous membrane of the stomach, and increasing the secretion of gastric juice, aid in stomach absorption. Fats are not absorbed by the stomach. Proteins and sugars, if taken in sufficiently concentrated solutions, may be absorbed, the congestion brought about by the use of alcohol or condiments aiding the absorption. On the whole, however, absorption from the stomach is of trifling importance.

**Absorption in the Intestine.**—Absorption takes place principally in the small intestine. Food passes from the small intestine in from five to twenty hours. On entering the large intestine the food is still in a very fluid condition, notwithstanding the large amount of absorption of water and salts that takes place during its passage through the small intestine.

The absorption of water is a special function of the intestinal epithelium, and not a simple question of osmosis. Solutions that closely resemble the blood as regards alkalinity may rapidly be absorbed. The water absorbed is taken up directly by the capillaries, without first passing through the lacteals, although if very large quantities are taken, this last may occur. Our knowledge of intestinal absorption is due largely to the experiments of Heidenhain.

This absorption of water is largely replaced by the abundant secretion of the small intestine.

The protein food-material is absorbed chiefly as peptone or proteose, but it is very probable that syntonin, and even proteins, like egg-albumin, may be absorbed directly. Peptones and the like are dialyzable, and may pass through dead animal membranes, but the rate of absorption is greater than can be explained in this way. Dialyzable proteins, like egg-albumin, may be absorbed directly, so that absorption as it takes place in the intestine is a specialized function of the intestinal epithelium, and not a simple problem in physics.

The proteins absorbed as peptones or proteoses pass directly into the capillaries, or, at least, they do so under certain experimental conditions. Their presence can not, however, be demonstrated in the blood, and if solutions of them are injected experimentally, they produce poisonous effects. From this it may be seen that a change must be effected in these substances during their passage through the intestinal epithelium. It is

the belief of some that the peptones and proteoses are changed into serum-albumins, but there is no definite proof of this. The process would be the reverse of the digestive processes—the abstraction of water and polymerization.

The carbohydrates are absorbed as dextrose or as levulose. Dextrose can be demonstrated in the blood, and if solutions of this substance are injected directly into the circulation, it may be utilized by the tissues. The absorption of dextrose from the intestine is probably more than a simple process of diffusion through an animal membrane, and it is possible that a special activity of the intestine is here brought into play.

The fats are absorbed either directly as such or in the form of fatty acids and soaps. The absorption of the small droplets of fat directly is thought to be a purely mechanical process. The fatty acids are changed into neutral fats, a process that probably takes place in the epithelial cells of the intestine. The fats pass for the most part directly into the lacteals and into the blood by way of the thoracic duct.

Absorption takes place in the large intestine, but it is chiefly an absorption of water. The feces enter in a very liquid condition, and, after making slow progress for almost twelve hours, they reach the rectum in an almost solid condition. The large intestine possesses remarkable powers of absorption, since egg-albumin, milk, and the like, given in the form of nutrient enemata or experimentally, may be absorbed into the system.

**Liver.**—The liver plays an important part in the nutrition of the body. This importance is due largely to the bile which it secretes, and which is an adjuvant to intestinal digestion, and to the action of the liver-cells on the absorbed food-material as it is found in the portal circulation.

The **bile** contains bile-pigments, bile acids (glycocholic and taurocholic), cholesterin, lecithin, fats, and nucleo-albumin.

The function of the *bile-pigments* is obscure. Evidently they are waste-products of metabolism. The *bile acids* are believed to play an important physiologic rôle. They dissolve the cholesterin and facilitate the absorption of fats. *Cholesterin* is regarded as a waste-product formed in various tissues, and is excreted by the liver-cells, as well as by the skin glands, and the mammary gland. *Lecithin* is also a waste-product. Antiseptic properties have been ascribed to the bile, a property that has never been demonstrated. When a biliary fistula occurs and the bile is diverted from the intestine, the feces are very light in color and give off a fetid odor, especially



if large quantities of meat and fat are taken. The antiputrefactive action of the bile is probably an indirect one. In those patients in whom the supply of bile is cut off from the intestine a considerable amount of undigested and unabsorbed food passes through the intestine. It has been proved, however, that in healthy animals the entire supply of bile may be diverted and the animals still continue healthy, which shows that the functions of the bile can, to a certain extent, be replaced. The bile also helps to arrest peptic digestion in the intestine.

**Glycogen.**—One of the most important functions of the liver is the so-called glycogenic function. In 1857 Claude Bernard demonstrated the presence of glycogen in the liver. Glycogen is soluble in water, and has the same general chemical formula as starch. Toward digestive juices it also behaves like starch, and the end-products are the same as in the case of starch, namely, maltose and dextrin. Glycogen is commonly known as animal starch. With iodine it gives a reddish instead of the blue color of ordinary starch. Glycogen is elaborated by the liver and can be demonstrated in the liver-cells. It occurs in greatest quantity after meals, and decreases with fasting. After prolonged fasts it may disappear altogether. The carbohydrates aid directly in the formation of glycogen. These reach the liver in the form of dextrose and levulose, and are converted into glycogen by the abstraction of a molecule of water. Lactose is not so easily changed, and if given in excessive quantities, can be demonstrated in the urine, which shows that it has not been utilized. During infancy, however, lactose, or milk-sugar, forms an important addition to the diet, and is used up in the body in considerable quantities.

Glycogen may be formed directly from proteins, a process that occurs pathologically in diabetes. According to some authors, fat can not be converted into glycogen; others, however, believe that, under certain pathologic conditions, this may take place.

The function of glycogen has been a matter of much dispute. Bernard's view was that it furnishes a means of storing up the sugars until they are needed, the glycogen being converted into sugar (dextrose) and taken up by the blood. The same amount of sugar is found in the blood whether the individual is fasting or is living on protein food. If the amount of sugar in the blood exceeds a certain percentage, it is excreted by the kidneys. According to some authors, glycogen is changed into dextrose by the action of an enzyme.

Glycogen is also found in the muscles, stored up, in all probability, for immediate use. The difference that exists between the muscle and liver supplies of glycogen may be compared to the difference between retail shops, where material is supplied immediately to the consumer, and the warehouses, where it is stored in large quantities. The glycogen in the muscle is oxidized and its energy converted into muscular force.

**Urea and the Liver.**—Another function of the liver is the formation of urea. After the nitrogenous elements have been consumed as a source of tissue-supply and energy, they are eliminated from the body, principally by the kidneys, in the form of urea. That urea is formed in the liver has been proved experimentally.

#### PECULIARITIES OF THE DIGESTION IN INFANTS.

During the first year of life the infant takes his food by sucking. If there is any defect of the lips or of the palate, or if nasal obstruction occurs from any cause, nursing may be difficult or impossible. It is important, therefore, to examine the infant carefully to ascertain if it is capable of taking sufficient nourishment by natural methods.

**The Saliva.**—At birth the amount of saliva secreted is so trifling that as a factor in digestion it may be totally disregarded. It increases gradually, however, both in quantity and in digestive capability. Shaw has demonstrated that it was quite active even in very young infants. At the fourth month its amylolytic power is easily demonstrated. With the eruption of teeth there is a considerable increase in quantity, so that an infant of from eight to ten months or a year of age is able to digest a small quantity of starch.

**The Stomach.**—Holt gives the following table regarding the capacity of the infant stomach :

Age.	Number of cases.	Average capacity.
Birth . . . . .	5	1.20 ounces.
2 weeks . . . . .	7	1.50 "
4 " . . . . .	4	2.00 "
6 " . . . . .	11	2.27 "
8 " . . . . .	4	3.37 "
10 " . . . . .	2	4.25 "
12 " . . . . .	6	4.50 "
14-18 weeks . . . . .	12	5.00 "
5- 6 months . . . . .	14	5.75 "
7- 8 " . . . . .	9	6.88 "
10-11 " . . . . .	7	8.14 "
12-14 " . . . . .	10	8.90 "



In infants gastric digestion is probably of no very great importance. In the very young the stomach acts chiefly as a reservoir from which the food is passed into the intestine. The length of time the food remains in the infant stomach increases with the age of the child. Holt states that in healthy breast-fed infants one month old the stomach is found empty at the end of an hour or an hour and a half after nursing. When fed upon cows' milk, the food remains, on an average, half an hour longer. In infants from two to eight months old the food remains somewhat longer—two hours for breast-fed and two and one-half to three hours for bottle-fed babies. Gastric digestion is prolonged in all cases where there is any derangement of digestion. The milk, however, begins to leave the stomach very soon after feeding, and continues to do so gradually until it has all passed into the intestine.

**Pepsin** is present in the infant stomach at birth. The reaction of the stomach-contents is acid, depending on the presence of hydrochloric acid, and in early infancy of lactic acid as well.

**Rennin** plays an important part in infant digestion. It coagulates mother's milk in loose flakes, whereas cows' milk is coagulated in large masses. This fact must be borne in mind in feeding cows' milk to young infants, and the milk should be so modified as to prevent curdling in large masses.

**Intestinal Digestion.**—The starch-digesting ferment of the pancreas is not very active during early life. In amount and power it seems to correspond largely to ptyalin.

**Absorption** differs somewhat in infants, depending on whether they are breast- or bottle-fed. In breast-fed infants from 2 to 5 per cent. of the proteins and fats pass directly through the intestine. In bottle-fed babies, Uffelmann states that the residue is from 1 to 3 per cent. more for the fats, whereas for the proteins there is a still greater increase.

Numerous **bacteria** are present in the intestines of infants, and while they may play some part in the digestive process, it is one on which neither life nor health depends.

## METABOLISM.

Food is required for two purposes: to build up the body and repair tissue-waste, and to supply energy and heat.

For purposes of study food may be classified into proteins, fat, carbohydrates, mineral salts, and water. These are more

or less complex combinations of the various elements, oxygen, nitrogen, hydrogen, etc. During digestion, assimilation, respiration, and excretion the food taken undergoes many changes, breaking down into simpler compounds or being transformed into others. These changes are termed *metabolism*. While not a food, the oxygen of the air plays an important part in nutrition.

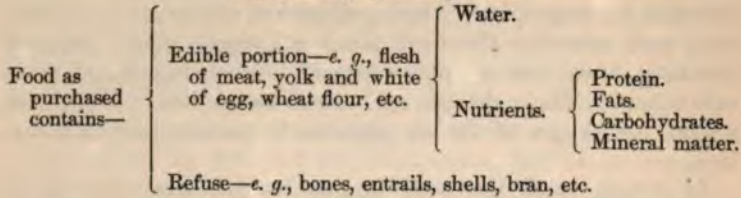
In youth, until the body attains its full size, material is needed from which to build the tissues. This material is derived from the food. From birth until death the life-processes cause a constant waste of the tissues, and this waste must be replaced or the body will become unable properly to carry on its functions. Only protein substances, that is to say, food containing nitrogen, can be used for this purpose. Fat may be used to store material in the connective tissue for future use as fuel, and also to protect the body from cold.

Every act consumes energy. If a man lifts a pound a foot high, he must reproduce in his body that amount of energy. This energy is obtained from the food. The force that holds the food elements together in combination is called potential energy. In breaking up the food into simpler compounds the body sets this energy free or changes it into kinetic energy. The changes by which this is brought about are not very well understood at present, but they may be likened to combustion; thus we speak of "burning" up the food-material in the body, as if the body were a very superior kind of furnace, for the changes that go on are, for the most part, very probably a sort of complex oxidation. Proteins, fats, and carbohydrates may all be burnt up to furnish heat and energy; the last two—fats and carbohydrates—are used exclusively for one or the other purpose, if we regard the fat stored in the body merely as fuel for future use.

The salts aid in the digestive and other processes, and are utilized in the composition of the bones and teeth. Water is probably not used to furnish energy, but it serves as a menstruum, if the term be allowable, for the processes.

Atwater gives the following table to illustrate the uses of the different food elements :



*Nutritive Ingredients of Food.**Uses of Nutrients in the Body.*

Protein—forms tissues— <i>e. g.</i> , white (albumin) of eggs, curd (casein) of milk, lean meat, gluten of wheat, etc.	}	All serve as fuel to yield energy in the forms of heat and mus- cular power.
Fats—are stored as fat— <i>e. g.</i> , fat of meat, butter, olive oil, oils of corn, wheat, etc.		
Carbohydrates—are transformed into fat— <i>e. g.</i> , sugars, starches, etc.		
Mineral matters (ash)—share in forming bone, assist in digestion— <i>e. g.</i> , phosphates of lime, etc., potash, soda, etc.		

After the body has reached its full development, the body-weight remains more or less constant, and the food that has been used is excreted by means of the respiration and the urine, and, to a large extent, by the feces.

The well-known law concerning the conservation of energy apparently applies to metabolism in animal bodies, and this has been practically proved, although the experiments have never quite reached the ideal owing to the almost insurmountable difficulties that attend such experiments. In other words, food that is used in the body furnishes the same amount of energy that it would furnish if burnt in a furnace or a calorimeter, providing the end-products in each case are the same. The heat-values of foods may therefore be taken as a standard of their food-value, but it must always be remembered that in the practical application of this fact in working out dietaries the digestibility and adaptability of a food are of great importance, as well as the amount of energy it contains.

The heat-value of various foods may be determined experimentally by the use of an instrument known as a bomb calorimeter, the result being expressed in *calories*. A calorie is the amount of heat that is necessary to raise the temperature of 1 kilogram of water 1 degree C. (It is nearly the same as the amount required to raise 1 pound of water 4 degrees F.) This, expressed in mechanical force, means that a calorie would raise a ton about 1.54 feet, or that it is equal to 1.54 foot-tons.

According to Atwater, the fuel-value of the various classes of food as ordinarily supplied is as follows :

1 gram of protein furnishes 4 calories; 1 pound furnishes 1820 calories.  
 1 " fat " 8.9 " ; 1 " " 4040 "  
 1 " carbohydrate furnishes 4 calories; 1 pound furnishes 1820 calories.

These figures are somewhat lower than the figures given by older estimations, and are based upon the most recent experiments. The fuel-values formerly given were: protein and carbohydrates, 4.1 calories per gram; fat, 9.3 calories per gram. It will be observed that fat has a very high food-value, which doubtless explains why it is stored as a reserve fuel.

Experiments in metabolism have been made to determine many things, but the relation of energy and food to mental labor is a problem that has never been worked out. The scope and importance of such experiments have been stated by Atwater, the leading American authority on this science, as follows:

"The science of nutrition must be studied from the stand-points of the metabolism of matter and energy if its fundamental laws are to be thoroughly learned. The ideal experiment for the determination of metabolic balance would include a respiration experiment, a dietary study, and a digestion experiment in which the thermal values of food and excreta are determined. It would also include a measurement, with a calorimeter, or by other suitable means, of the heat produced in the organism. If work is also performed, it must also be measured. No experiment has yet been made which reaches this ideal. More often special problems connected with metabolism have been the subject of investigation, such as the following: The functions of the nutrients of food; the formation of fat from protein and from carbohydrates; the digestibility of foods of various kinds; the isodynamic values of nutrients; the fuel-value (potential energy) of food; the influence of metabolism of various diseases, of alcohol, drugs, condiments, and the like, and of various forms of treatment, medical or otherwise, as, for instance, hot baths; the influence of prolonged hunger or thirst on metabolism; and the quantities of nutrients consumed and appropriate for people of different classes, occupations, and conditions, and for animals of different kinds or animals fed for different economic purposes."

In metabolism-experiments the results are usually expressed in terms of the in-come and the out-go. The terms used designate the amounts of nitrogen and of nitrogen and carbon. These are the most readily ascertained and are of the greatest importance. The thermal value of the food and excreta must



be ascertained, as well as the amount of energy used during the experiment.

The theories concerning metabolism held by the ancients and by the older writers are both curious and interesting. John Mayow, who in 1668 advanced the belief that food is to the body what fuel is to fire, came near the view as held to-day. This was for a time forgotten, but has since been revived by later investigators. Haller, in 1762, formulated a mechanical theory, which was that both liquid and solid particles were rubbed together until they became exhausted, and that the débris from this process was then excreted. Lavoisier, in 1789, stated that combustion occurs in the body in a way analogous to combustion as we ordinarily know it. Liebig contributed much to this subject, and many opinions which he advanced have since been proved to be correct. In 1840 he published a dietary study that was an attempt at a carbon balance. Pettenkofer invented the respiration-apparatus, and during 1865-66 both he and Voit published the results of their classic experiments.

The principal work along these lines is now being done in the United States. Especial mention must be made of Atwater, who, with Langworthy, collected data and published a résumé of almost all the known metabolism-experiments of value in which the balance of in-come and out-go has been determined. This was later published by the United States Department of Agriculture, as have been many of his experiments. With his coworkers he has conducted numerous investigations—too numerous to receive even mere mention here. Of especial interest are his experiments on alcohol, concerning which more will be said in another place. The building of a respiratory calorimeter and the experiments made with it, the effect of muscular labor on metabolism and on the digestibility of food, the related work on the chemie composition of American foods, etc., are among the interesting experiments conducted by this ardent worker. H. W. Wiley, of the Division of Chemistry of the Department of Agriculture, and his associates have contributed numerous valuable papers on the chemie composition of food and on the use of preservatives and adulterants. The results of metabolism-studies furnished by Americans probably far exceed those of any other country. Much credit is due the Government for its efforts along these lines as well as to private individuals who have labored in this field. Of these, mention must be made especially of Prof. Chittenden, of Yale Uni-

versity. The Russians have also done a large amount of valuable work, which, however, is unfortunately beyond the reach of most students. Among these workers Tchudnovski, Pashutin, Danilevski, and Likhachev may be mentioned. In Germany the most prominent workers are Ranke, Pflüger, Züntz, and von Noorden. The last named has accomplished a great amount of work having a direct bearing on the management of disease. In Japan, Kellner, Mori, and Oi; in Italy, Malfetti, Albertoni and Novi; in England, North and Paton, and in Sweden, Tigerstedt, may be mentioned.

**Methods of Experimenting in Determining the Functions and Nutritive Value of Food.**—The oldest apparatus of importance is the *respiratory chamber* devised by Pettenkofer and Voit of Munich. Many different forms of this apparatus have been made and used by various observers. Among the most important of these are the so-called respiratory calorimeters. Rubner and Rosenthal and Atwater and Rosa have devised useful forms of these. The earlier ones were metal chambers large enough to permit a man or an animal to live comfortably in them. Air was pumped through the apparatus, and measured and analyzed; food and excreta underwent similar investigations.

As an example of the more recent and elaborate respiratory calorimeters or experiment chambers the one at the Wesleyan University, made by Atwater and Rosa may briefly be described. It takes into consideration not only the air and the food and excreta, but also the heat generated by the body; and it is furnished with appliances for muscular work and for recording the same. The apparatus consists of a metallic chamber so covered that the interior is unaffected by the outside temperature. In this a man lives, eats, drinks, works, and sleeps. The air that ventilates the chamber is warmed or cooled as necessary to have it always of a certain temperature, and the amount of moisture within it is regulated. The currents of air passing into and out of the chamber are measured, and the amount of carbon dioxid and water is ascertained by analyzing samples of it. The food and drink, the urine and the feces, are weighed and analyzed, their potential energy is determined, and the kinetic energy as given off from the body in the form of heat and external muscular work is also ascertained. The arrangements for measuring the heat are very complete, and consist of devices for preventing gain or loss of heat through the walls or by ventilation. The heat given off



by the man in the chamber is carried off through a series of pipes by means of a current of water. The quantity of the water and the rise in temperature indicate the amount of heat that has been given off. The measurements of the temperature of the interior, of the inner walls, of the incoming and outgoing air, and of water are made for the most part by electric means which are so delicate that differences of a hundredth of a degree are easily determined. The apparatus is provided with appliances for passing food and drink into the chamber and for removing the excreta. It is also supplied with a telephone.

The accuracy of this apparatus was determined by passing an electric current through a resistance coil and by burning alcohol in the chamber. In the electric tests the amount of heat detected was found to be almost identical with the amount generated. In the alcohol tests the average amounts found by actual experiment were: for carbon, 99.9 per cent. of the amount generated; for hydrogen, 100.6 per cent.; and for heat, 99.9 per cent. The measurements of heat given off from the body of a man inside the chamber are so delicate that very slight bodily movements, such as rising from a chair or turning over in bed, are noted by the observer who is watching the galvanometer and thermometers.

The experiments are usually conducted for a period of about eight days, the last four days and five nights being spent in the chamber. During the entire time the diet is uniform. The preliminary period of four days is occupied in bringing the body, at least approximately, into nitrogen and carbon equilibrium with the food, and to make the determination of the nutrients absorbed as nearly accurate as practicable. The actual and the theoretic results obtained were very close, 99 per cent. of the theoretic 100 per cent. being accounted for. This, with a physiologic experiment, is practically a demonstration of the law of conservation of energy.

It is impossible, in the present volume, to give anything like an adequate idea of the details of metabolism-experiments, and for figures and results the student is referred to the reports of the investigators and to the excellent summary of Atwater and Langworthy already referred to. A few of the results may be of interest.

**Vegetarian Diet.**—Conclusions are not quite in accord. Voit concluded that while it is perfectly possible to subsist on a vegetable diet, a mixed diet is to be preferred. Cramer found that a vegetable diet with milk and eggs furnished suffi-

cient nourishment for the body, but if the milk and eggs were omitted, the body had to do unnecessary work to get the required amount of protein. He found that it was also objectionable from an economic standpoint. Rutgers determined that the animal protein could be entirely replaced by vegetable protein without any appreciable change in the nitrogen balance.

**Milk Diet.**—Rübner found that the solid part of the milk was not so completely digested by adults as that of meat or eggs. He found that young children digest milk more completely than adults. The differences may be due to the amount of ash in the milk, much of which is not needed by the adult but which is of great use in the bone-formation of the growing body. Marko found that the nitrogen metabolism in healthy persons was regulated by the amount taken: it was lowered when much milk was taken and increased when the quantity was lessened. When an exclusive milk diet was used, there were an increase in the assimilation and a decrease in the uric acid.

**The Amount of Protein Required.**—As stated before, a certain amount of protein is absolutely essential, and this seems to bear a relation to the amount of muscular work performed. A man may do considerable work on plenty of carbohydrates and fat and a small amount of protein, but he will be in much better condition if the food elements are correctly proportioned. Eijkmann has stated that the metabolism of food in the tropics is not diminished, and that Europeans who live in the tropics consume as much food as those doing the same work in temperate climates. The difficulty of getting proper meat is usually the reason why it is not used. (*Cf.* Woodruff, in the section, Diet and Tropics and Army Rations.)

**Fasting.**—During the continuance of fasting the daily loss of weight in the individual diminishes. The law worked out for animals, that the intensity of metabolism is inversely proportional to the size of the organism, seems to hold good for man. According to von Noorden, the excretion of nitrogen during a fasting experiment was as follows: For five days before the fasting the daily average amount of nitrogen excreted in the urine was 16.2 grams. On the first five days of the fast the average daily output was 12.9 grams. The amount diminished, and from the twenty-first to the twenty-fifth day the average was 4.7 grams and from the twenty-sixth to the thirtieth day it was 5.3 grams. The experiment lasted thirty days and was made by Luciani on the professional faster Succi.



**The Influence of Drugs on Metabolism.** (See also Food Adulteration.)—Forster found that **boric acid** did not influence the metabolism of protein. It diminished the absorption of nutrients in the intestine, however, and is not recommended as a food-preservative to be given any extended use.

**Bromid of Potassium.**—Chittenden and Cuthbert state that this drug increased the metabolism of nitrogen and slightly diminished the excretion of phosphoric acid. Ammonium bromid increased the nitrogen metabolism, while the amount of phosphoric acid excreted remained about the same.

**Cinchonidin Sulphate.**—Chittenden and Whitehouse determined that this drug caused a diminution of the excretion of urea, and that the effect lasted for some days after the last dose had been given. The excretion of uric acid was not correspondingly increased. The excretion of phosphoric acid was diminished.

**Antipyrin.**—Walter says that the influence of antipyrin was to decrease the metabolism of protein in all subjects, and that the assimilation of protein was improved in fever subjects and was unchanged in healthy individuals.

**Lithium Carbonate.**—Gorsky states that the metabolism of nitrogen and the quantity of urea and uric acid were considerably increased under the influence of lithium carbonate. The increase of urea was still greater after the period when lithium was taken, whereas the quantity of uric acid was less.

**Cigarette-smoking.**—Gramatchikov and Ossendovski draw the following conclusions: Smoking cigarettes lowers the ratio of the nitrogen of the urine to that assimilated,—*i. e.*, lowers the metabolism,—this decrease being especially marked in the case of non-smokers on their first attempts at smoking. Cigarette-smoking also lowers the assimilation of the nitrogenous constituents of the food. (There were no conclusions drawn as to the influence on body-weight.)

**Muscular Work.**—It has been shown that the energy for muscular work may be derived from fats and carbohydrates, and for the most part the energy for work is supplied by such food. Work may be done on a non-nitrogenous diet, but it must not be inferred that nitrogen is unnecessary. In experiments with non-nitrogenous diets it was found that the men tired very quickly and soon became exhausted. It may be that with such a diet the nitrogen of the body is utilized. Practically, nitrogen must be supplied in the food in proportion to the amount of work done.

**Mental Work.**—There have been but few experiments along this line. Atwater showed that there was no more metabolism of matter with severe mental labor than with the most complete rest possible.

**Massage.**—Massage increases the appetite and the nitrogen metabolism.

**Baths.**—Frantzius has drawn the following conclusions from his experiments: Under the influence of warm mineral baths the metabolism and assimilation of nitrogen were increased. Under the influence of fresh-water baths there was no appreciable effect on the nitrogen metabolism, but the assimilation of nitrogen was improved in most cases. The increase of weight in children was greater with the use of mineral baths than with fresh-water baths at the same temperature.

**Metabolism in Disease.**—For various reasons this can not be discussed here. Where experiments having a practical bearing on the subject of diet in disease have been made the results will be stated with the consideration of that disease.

From their experiments Huppert and Riesell have drawn the conclusion that more body protein is consumed in fever than during fasting.

### ABSORPTION OF FOODS.

Food absorption takes place chiefly in the small intestine; in the stomach and in the large intestine it takes place only to a limited degree. In determining the degree of absorbability of food, the amount of the elementary food principles ingested must first be ascertained, and the proportion that has not been absorbed determined from the feces. The degree of absorbability of a food indicates, in a measure, its nutritive value. According to Atwater,<sup>1</sup> from an ordinary mixed meal an average of 92 per cent. of protein, 95 per cent. of fats, and 97 per cent. of carbohydrates is absorbed in the body. "The proportion of the several nutrients which the body retains for its use are commonly called percentages or coefficients of digestibility." The following table, taken from Atwater, gives these coefficients of digestibility:

<sup>1</sup> *Principles of Nutrition and Nutritive Value of Food*, Farmers' Bulletin No. 142, United States Department of Agriculture.



*Coefficients of Digestibility and Fuel-value per Pound of Nutrients in Different Groups of Food-materials.*

Kind of food.	Protein.		Fat.		Carbohydrates.	
	Digestibility.	Fuel-value per pound.	Digestibility.	Fuel-value per pound.	Digestibility.	Fuel-value per pound.
	<i>Per cent.</i>	<i>Calories.</i>	<i>Per cent.</i>	<i>Calories.</i>	<i>Per cent.</i>	<i>Calories.</i>
Meats and fish . . . . .	97	1940	95	4040	98	1730
Eggs . . . . .	97	1980	95	4090	98	1730
Dairy products . . . . .	97	1940	95	3990	98	1730
Animal food (of mixed diet) . . . . .	97	1940	95	4050	98	1730
Cereals . . . . .	85	1750	90	3800	98	1860
Legumes (dried) . . . . .	78	1570	90	3800	97	1840
Sugars . . . . .					98	1750
Starches . . . . .					98	1860
Vegetables . . . . .	83	1410	90	3800	95	1800
Fruits . . . . .	85	1520	90	3890	90	1630
Vegetable foods (of mixed diet) . . . . .	84	1840	90	3800	97	1820
Total food (of mixed diet) . . . . .	92	1820	95	4050	97	1820

Rübner<sup>1</sup> gives the following table, showing the absorbability of various foods :

Food-stuffs.	Weight of same in grams.		Absorbed in percentage of				
	Fresh.	Dried.	Dried substance.	Albumin.	Fat.	Carbo-hydrates.	Ash.
Meat . . . . .	884	376	95	97	95	. .	82
Eggs . . . . .	984	247	95	97	95	. .	82
Milk . . . . .	2470	315	92	94-99	95-97	100	51
Milk and cheese . . . . .	2490	420	94	96	97	100	74
White bread . . . . .	860	753	95	81	. .	99	93
Black bread . . . . .	1360	765	85	68	. .	89	64
Macaroni . . . . .	695	626	96	83	94	99	76
Indian corn . . . . .	750	646	93	85	83	97	70
Corn and cheese . . . . .		780	96	93	91	96	81
Rice . . . . .	638	552	96	80	93	99	85
Peas . . . . .	600	521	91	83	93	96	68
Potatoes . . . . .	3078	819	91	68	96	92	84
Cabbage . . . . .	3830	406	85	82	94	85	81
Carrots . . . . .	2566	352	79	61	94	82	76

The accompanying chart, taken from Atwater, indicates the nutritive ingredients, refuse, and fuel-value of principal foods.<sup>2</sup>

**Absorption of Proteins.**—Eighty per cent. of proteins

<sup>1</sup> *Zeitschr. f. Biol.*, vol. xv., p. 115.

<sup>2</sup> *Farmers' Bulletin No. 142*, United States Department of Agriculture, 1902.





are absorbed in the small intestine; and 14 per cent. in the large intestine. The proteins of animal food are much more completely absorbed than are those of vegetable origin. The following table, taken from Hutchison (p. 164), gives the relative absorption of protein in various food:

	Protein not absorbed.
Meat . . . . .	2.3 per cent.
Lentil flour . . . . .	10.5 "
Dried peas . . . . .	17.0 "
Beans . . . . .	30.3 "
Flour . . . . .	30.3 "
Potatoes . . . . .	32.0 "
Carrots and fat . . . . .	39.0 "
Lentils . . . . .	40.0 "

**Absorption of Fats.**—Fats, like proteins, are absorbed mainly in the small intestine. This absorption of fat is very complete. According to Hutchison, 150 grams can be absorbed in one day; when more than this amount is ingested, the excess is thrown off in the feces.

**Absorption of Carbohydrates.**—Carbohydrates are absorbed more completely than either the fats or the proteins; consequently these foods leave but a small residue in the intestine.

As Rübner, Atwater, and others have pointed out, foods taken in combination are absorbed more completely than when taken alone. Atwater has shown that the following proportions of the alimentary principles are absorbed when the individual takes a mixed diet:

	Protein.	Fat.	Carbohydrates.
Animal foods . . . . .	98 per cent.	97 per cent.	100 per cent.
Cereals and sugars . . . . .	85 "	96 "	98 "
Vegetables and fruits . . . . .	80 "	90 "	95 "

Food that leaves a small quantity of unabsorbed residue in the intestine is not undesirable, in that this residue stimulates peristalsis and thus regulates the condition of the bowels.

**Absorption of Meat.**—Meat leaves a very small residue in the intestine—about 3 per cent. of that ingested is not absorbed. On this account meat is a most valuable article of food.

**Absorption of Fish.**—Fish is very completely absorbed in the intestine. According to Langworthy, 95 per cent. of total solids, 97 per cent. of protein, and 90 per cent. of fat are absorbed.

**Absorption of Milk.**—When milk is taken alone, only 90 per cent. of the constituents are absorbed; if two liters of milk are taken daily, the loss of dry substance, according to

Rübner, is 5.7 to 7.8 per cent. ; if three liters, the loss is 10.2 to 11.6 per cent. When taken with other food, however, milk is much more completely absorbed. Wait<sup>1</sup> found that on a milk diet alone 92.1 per cent. of protein and 86.3 per cent. of carbohydrates were absorbed, but that upon a bread-and-milk diet 97.1 per cent. of protein and 98.7 per cent. of carbohydrates were absorbed.

As stated elsewhere, infants and children absorb milk much more completely than do adults. In childhood, milk leaves a residue of only 4 per cent., whereas in adults 10 per cent. is not absorbed. According to Hutchison, boiling does not interfere with the absorption of milk. Kumiss and kefir are as completely absorbed as is milk.

**Absorption of Eggs.**—Eggs are very thoroughly absorbed in the intestine. Rübner states that hard-boiled eggs are absorbed almost as completely as meat, only 5 per cent. being lost.

**Absorption of Vegetable Foods.**—Vegetables are more or less completely absorbed in the intestine. If the bulk of the vegetables is not too great and the amount of cellulose is not too large, they will be almost entirely absorbed. On account of their bulk and the large proportions of cellulose which they contain vegetables are, however, incompletely absorbed. The protein is here the element that is not absorbed completely, the carbohydrates and fats undergoing complete absorption.

**Absorption of Cereals.**—Such cereals as rice are very completely absorbed ; the starch is entirely absorbed, and 19 per cent. of the proteid is lost.

**Absorption of Legumes.**—The legumes, such as peas and beans, if given in a finely divided state, are very completely absorbed. Rübner finds that even when given in amounts of 600 grams daily the loss is but slight. He calculated this at :

	Percentage lost.
Dry substance . . . . .	9.1
Protein . . . . .	17.5
Carbohydrate . . . . .	3.6
Mineral matter . . . . .	32.5

If, however, these substances are not given in a finely divided

<sup>1</sup> *Nutrition Investigation at the University of Tennessee*, United States Department of Agriculture, Bulletin No. 53, 1898, p. 43.



state, the loss in proteins is very great—according to Rübner, as high as 40 per cent.

**Absorption of Roots and Tubers.**—The absorption of roots and tubers, such as carrots, potatoes, etc., depends upon the quantity of cellulose they contain. Inasmuch as the potato contains but little cellulose, it is very completely absorbed.

**Absorption of Green Vegetables.**—Most green vegetables are very incompletely absorbed in the intestine. They leave a large residue, which acts as a stimulant to intestinal peristalsis.

**Absorption of Fruits.**—Fruits, like green vegetables, are usually incompletely absorbed; according to Hutchison, 80 per cent. of the protein, 90 per cent. of the fat, and 95 per cent. of the carbohydrates are ordinarily absorbed.

### QUANTITY OF FOOD REQUIRED.

This varies necessarily under special conditions. The adult requires more food than does the child; a man at work, more than one at rest; an emaciated individual less than when he was in robust condition. The selection of a proper diet is dependent upon a knowledge of the amount of the three alimentary substances, proteins, carbohydrates, and fats, necessary to maintain the nutritive equilibrium and consequently the body-weight.

Dietaries are formulated by computing the quantities of the alimentary principles required under special conditions.

**Protein.**—The quantity of protein disintegrated daily by a fasting healthy individual weighing 70 kilograms is 60 grams; it is obvious, therefore, that at least this amount should always be present in every computed dietary. Ordinarily from 100 to 125 grams of protein are consumed daily. As has been stated elsewhere, 1 gram of fat can replace 2.4 grams of protein or carbohydrates, and the protein can replace and be partly replaced by the carbohydrates and fats. Fats and carbohydrates are, therefore, protein economizers. That part of the protein, however, required for organization of the body can not be replaced by the carbohydrates or fats.

**Chittenden's Experiments.**—Of particular interest in this connection are the recent experiments of Chittenden.<sup>1</sup> These were made on three groups of individuals: College professors and instructors, representing mental workers; United States

<sup>1</sup> *Physiological Economy in Nutrition.*

soldiers, representing physical workers, and college athletes, representing a combination of mental and physical work. The experiments covered long periods of time, during which the protein food supplied was from one-half to one-third the amount usually taken. It was found that the nitrogen balance was easily maintained on this food allowance, and the amount of nitrogen excreted daily was from 9 to 6 grams instead of about 16 grams, as in the individuals taking a standard diet. The change from a full diet to the restricted one was made gradually, and whilst the protein food was diminished the carbohydrate and fat supply was not, but was left to the appetite of the individual. On the restricted diet there was at first a slight loss of weight, but this soon stopped and the mental and physical vigor was maintained at a high standard and was even greater, and the feeling of well being said to be more marked than on the full diet. Voit has made clear that the ideal diet consists of the smallest amount of protein food, together with non-nitrogenous food, that will keep the body in a state of vigor. The explanation given of the advantages of this diet is that the protein food when metabolised gives a number of crystalline nitrogenous products which are excreted through the kidneys. If taken in excess the kidneys are overworked and the products may before complete metabolism or afterward either surcharge the blood or be deposited in the tissues, and so be a factor in the causation of disease. In most instances the nitrogen equilibrium was established on a daily intake of 8.5 to 9.5 grams of nitrogen, or about 55 grams of nitrogenous food together with the fat and carbohydrates, to bring the fuel value up to 2500 to 2600 calories, and this was ample to meet the requirements of men under conditions of bodily and mental activity. Chittenden urges the physiologic economy in nutrition, which he says means "temperance and simplicity in diet, coupled with intelligent regulation, which, however, soon becomes a habit, and eventually leads to a moderation in diet which fully satisfies all the cravings of the appetite as completely as it suffices to maintain the body in equilibrium and in a general condition of health and vigor."

Of great interest in this connection are the experiments of Folin,<sup>1</sup> to which the reader is referred for a fuller discussion of the underlying principles of the subject.

<sup>1</sup>*American Journal of Physiology*, vol. xiii, Nos. 1 and 2.



**Carbohydrates and Fats.**—Carbohydrates diminish nitrogenous waste and are also spacers of the fats, 240 grams of carbohydrates being equal to 100 grams of fat. If 100 grams of protein are taken and absorbed with 600 grams of carbohydrates, the amount of fat can be completely protected. Fat alone can not check the waste of the nitrogenous tissues and can not replace carbohydrates in their protein-sparing power. The ingestion of large quantities of fat increases the accumulation of fat in the body, and this continues until the quantity administered reaches 300 grams, when no more can be digested. Gelatin is a valuable protector of protein, 100 grams of gelatin being equivalent to about 35 grams of protein or 200 grams of carbohydrates; it does not, however, protect against fat loss so well as the carbohydrates or fat, 100 grams of gelatin being equivalent to about 25 grams of fat. Ordinarily about 500 grams of carbohydrates and 50 grams of fat are consumed daily.

**Proteins, Carbohydrates, and Fats in Combination.**—If fat is combined with the protein, less than half the quantity of protein is required to maintain the nitrogenous equilibrium. If more protein, fat, or carbohydrate be supplied under these conditions, fat will be deposited in the tissues. Inasmuch as food contains a variable proportion of proteins, carbohydrates, and fats combined, the food-value must be determined from the standpoint of the combined effect of the three alimentary principles contained therein.

To repeat, the proper form of diet is a mixed one, the excess of any food principle in one being counteracted by a deficiency in another. Hutchison cites the case of Dr. Stark, who lived for forty-four days on bread and water, for a month on bread, water, and sugar, and for three weeks on bread, water, and olive oil, and who thereafter became feeble in health and ultimately died with symptoms resembling scurvy. Hammond<sup>1</sup> attempted to live on water and 1½ pounds of starch daily; on the tenth day, on account of extreme debility, the experiments had to be discontinued.

In order to supply the requirements of the organism a certain amount of potential energy is needed to overbalance the amount dissipated in waste and in the production of body-heat. More potential energy is consumed during work than when the individual is at rest. The following table, computed by Rübner,

<sup>1</sup> *Jour. Amer. Med. Assoc.* 1857, p. 511.

shows the daily heat-consumption, in units of heat (calories), in an adult weighing 65 kilograms :

During rest in bed . . . . .	1800	calories or 28	calories per kilo.
In repose . . . . .	2100	" "	32 " " "
In light work . . . . .	2300	" "	33 " " "
In moderate work . . . . .	2600	" "	40 " " "
In hard work . . . . .	3100	" "	48 " " "

From Rübner's investigations we learn that—

1 gm. of protein	= 4.1	calories
1 gm. of fat	= 9.3	"
1 gm. of carbohydrates	= 4.1	"

It has also been determined that 1 gram of alcohol equals 7 calories.<sup>1</sup> In other words, the number of grams of proteins, fats, and carbohydrates required daily can be converted into their calorimetric equivalents, and inasmuch as we have seen that the various alimentary principles can in a degree be substituted for one another (*law of isodynamics*), the daily food requirements can be easily estimated in calories of heat. Thus in order to calculate the caloric value of any food in preparing a dietary the number of grams of proteins contained are multiplied by 4.1; the number of grams of fat, by 9.3; and the number of grams of carbohydrates, by 4.1; the total is then ascertained by adding. Bearing the weight of the individual in mind, a dietary can easily be constructed according to the following method :

The quantity of protein consumed daily is	100 gm.	×	4.1	=	410
" " carbohydrates	500 "	×	4.1	=	2050
" " fats	50 "	×	9.3	=	465
					<u>2925</u>

The average number of calories required daily by an individual, according to this calculation, is therefore 3000. The following table, taken from Hutchison (p. 30), illustrates the method of constructing standard dietaries :

<sup>1</sup> See Atwater's determinations, p. 34.



## STANDARD DIETARIES.

(Daily dietaries. Food-materials furnishing approximately the 0.28 pound (= 125 grams) of proteid and 3500 calories of energy of the standard for daily dietary of a man at moderate muscular work.)

Food-materials.	Amount.	Total organic matter.	Proteid.	Fats.	Carbo-hydrates.	Fuel-value.
	Ounces.	Pounds.	Pounds.	Pounds.	Pounds.	Calories.
I.						
Beef, round steak . . .	13	0.26	0.14	0.12	. .	695
Butter . . . . .	3	0.16	. .	0.16	. .	680
Potatoes . . . . .	6	0.17	0.02	. .	0.15	320
Bread . . . . .	22	0.89	0.12	0.02	0.75	1760
	44	1.48	0.28	0.30	0.90	3455
II.						
Pork, salt . . . . .	4	0.21	. .	0.21	. .	880
Butter . . . . .	2	0.11	. .	0.11	. .	450
Beans . . . . .	16	0.84	0.23	0.02	0.59	1615
Bread . . . . .	8	0.33	0.04	0.01	0.28	640
	30	1.49	0.27	0.35	0.87	3585
III.						
Beef, neck . . . . .	10	0.19	0.10	0.09	. .	550
Butter . . . . .	1	0.05	. .	0.05	. .	225
Milk, one pint . . . .	16	0.13	0.04	0.04	0.05	325
Potatoes . . . . .	16	0.17	0.02	. .	0.15	320
Oatmeal . . . . .	4	0.23	0.04	0.02	0.17	460
Bread . . . . .	16	0.67	0.09	0.02	0.56	1280
Sugar . . . . .	3	0.19	. .	. .	0.19	345
	66	1.63	0.29	0.22	1.12	3505
IV.						
Beef, upper shoulder .	10	0.22	0.09	0.13	. .	800
Ham . . . . .	6	0.19	0.06	0.13	. .	650
Eggs, two . . . . .	3	0.05	0.03	0.02	. .	135
Butter . . . . .	2	0.11	. .	0.11	. .	450
Milk, one pint . . . .	16	0.13	0.04	0.04	0.05	325
Potatoes . . . . .	12	0.12	0.01	. .	0.11	240
Flour . . . . .	9	0.44	0.05	0.01	0.38	825
Sugar . . . . .	1	0.06	. .	. .	0.06	115
	59	1.32	0.28	0.44	0.60	3540
V.						
Sausage . . . . .	4	0.14	0.03	0.11	. .	510
Cod-fish . . . . .	14	0.07	0.07	. .	. .	140
Butter . . . . .	2	0.11	. .	0.11	. .	450
Milk, one pint . . . .	16	0.13	0.04	0.04	0.05	325
Beans . . . . .	5	0.26	0.07	0.01	0.18	505
Rice . . . . .	2	0.11	0.01	. .	0.10	205
Potatoes . . . . .	16	0.24	0.01	. .	0.23	420
Bread . . . . .	9	0.33	0.04	0.01	0.28	640
Sugar . . . . .	3	0.19	. .	. .	0.19	345
	71	1.58	0.27	0.28	1.03	3540

Food-materials.	Amount.	Total organic matter.	Proteid.	Fats.	Carbo-hydrates.	Fuel-value.
VI.	Ounces.	Pounds.	Pounds.	Pounds.	Pounds.	Calories.
Beef . . . . .	8	0.18	0.08	0.10	. .	560
Mackerel, salt . . . . .	4	0.08	0.04	0.04	. .	230
Two eggs . . . . .	3	0.05	0.03	0.02	. .	135
Butter . . . . .	2½	0.13	. .	0.13	. .	565
Cheese . . . . .	1	0.04	0.02	0.02	. .	130
Milk, one pint . . . . .	16	0.13	0.04	0.04	0.05	325
Potatoes . . . . .	8	0.09	0.01	. .	0.08	160
Rice . . . . .	2	0.11	0.01	. .	0.10	205
Bread . . . . .	9	0.38	0.05	0.01	0.32	720
Sugar . . . . .	1½	0.69	. .	. .	0.09	175
	55	1.88	0.28	0.36	0.64	3205

AMERICAN AND EUROPEAN DIETARIES AND DIETARY STANDARDS.

“Many interesting things come to light on comparing the dietaries of persons with different occupations and incomes and performing different amounts of muscular work. A comparison of the dietaries of the inhabitants of different countries is also interesting. Such comparisons are made in the following table, which includes as well the commonly accepted dietary standards. The figures show the quantities of both total and available nutrients. The fuel-value represents the actual amount of available energy, and may be computed from either the total or the digestible nutrients by use of appropriate factors.”<sup>1</sup>

The following table, taken from Atwater,<sup>2</sup> gives :

<sup>1</sup> Atwater.

<sup>2</sup> Farmers' Bulletin No. 142, United States Department of Agriculture, 1902.

## Food-consumption of Persons in Different Circumstances, and Proposed Dietary Standards.

(Quantities per Man per Day.)

	Number of studies included in averages.	Actually eaten.			Digestible.			Fuel-value.	Nutritive ratio.
		Protein.	Fat.	Carbohydrates.	Protein.	Fat.	Carbohydrates.		
		Gm.	Gm.	Gm.	Gm.	Gm.	Gm.	Calories.	1:
<b>PERSONS WITH ACTIVE WORK.</b>									
Rowing clubs in New England	7	155	177	440	143	168	427	3955	5.6
Bicyclists in New York	3	186	186	651	171	177	631	5005	6
Football teams in Connecticut and California	2	226	354	634	208	336	615	6590	6.6
Prussian machinist	1	139	113	677	128	107	657	4270	7
Swedish mechanics	5	189	110	714	174	104	693	4590	5.3
<b>PERSONS WITH ORDINARY WORK.</b>									
Farmers' families in eastern United States	10	97	130	467	89	124	453	3415	8.2
Mechanics' families in United States	14	103	150	402	95	143	390	3355	7.5
Laborers' families in large cities of United States	12	101	116	344	93	110	334	2810	6.3
Laborers' families in United States (more comfortable circumstances)	2	120	147	534	110	140	518	3925	7.6
Russian peasants	1	129	33	589	119	31	571	3165	5.4
Swedish mechanics	6	134	79	523	123	75	507	3330	5.5
<b>PROFESSIONAL MEN.</b>									
Lawyers, teachers, etc., in United States	14	104	125	423	96	119	410	3220	7.1
College clubs in United States	15	107	148	459	98	141	445	3580	7.8
German physicians	2	131	95	327	121	90	317	2680	4.3
Japanese professor	1	123	21	416	113	19	403	2345	4
<b>MEN WITH LITTLE OR NO EXERCISE.</b>									
Men (American) in respiration calorimeter	11	112	80	305	103	76	296	2380	4.5
Men (German) in respiration apparatus	5	127	80	302	117	76	293	2430	4
<b>PERSONS IN DESTITUTE CIRCUMSTANCES.</b>									
Poor families in New York City	11	93	95	407	86	90	395	2845	6.9
Laborers' families in Pittsburg, Pa.	2	80	95	308	74	90	299	2400	6.8
German laborer's family	1	52	32	287	48	30	278	1640	7.2
Italian mechanics	5	76	38	396	70	36	384	2225	6.6
<b>MISCELLANEOUS.</b>									
Negro families in Alabama and Virginia	39	86	145	440	79	138	427	3395	9.3
Italian families in Chicago	4	103	111	391	95	105	379	2965	6.5
French Canadians in Chicago	5	118	158	345	109	150	335	3260	6.2
Bohemian families in Chicago	8	115	101	360	106	96	349	2800	5.3
Inhabitants Java village, Columbian Exposition, 1893	1	66	19	254	61	18	246	1450	4.7
Russian Jews in Chicago	10	137	103	418	126	98	405	3135	5
Mexican families in New Mexico	4	94	71	613	86	67	595	3460	8.7



	Number of studies included in averages.	Actually eaten.			Digestible.			Fuel-value.	Nutritive ratio.
		Protein.	Fat.	Carbohydrates.	Protein.	Fat.	Carbohydrates.		
<b>MISCELLANEOUS (Continued).</b>									
Chinese dentist in California	1	Gm. 115	Gm. 113	Gm. 289	Gm. 106	Gm. 107	Gm. 280	Calor-ies. 2620	1: 4.9
Chinese laundryman in California	1	135	76	566	124	72	549	8480	5.7
Chinese farm laborer in California	1	144	95	640	132	90	621	3980	6.2
United States army ration, peace	..	120	161	454	110	153	440	3730	7.1
German army ration, peace	..	114	39	480	105	37	466	2725	5.2
<b>DIETARY STANDARDS.</b>									
Man at hard work (Voit)	..	145	100	450	133	95	437	3270	4.9
Man at moderate work (Voit)	..	118	56	500	109	53	485	2965	5.5
Man with very hard muscular work (Atwater)	..	175	( <sup>1</sup> )	( <sup>1</sup> )	161	( <sup>1</sup> )	( <sup>1</sup> )	5500	7.2
Man with hard muscular work (Atwater)	..	150	( <sup>1</sup> )	( <sup>1</sup> )	138	( <sup>1</sup> )	( <sup>1</sup> )	4150	6.2
Man with moderately active muscular work (Atwater)	..	125	( <sup>1</sup> )	( <sup>1</sup> )	115	( <sup>1</sup> )	( <sup>1</sup> )	3400	6.2
Man with light to moderate muscular work (Atwater)	..	112	( <sup>1</sup> )	( <sup>1</sup> )	103	( <sup>1</sup> )	( <sup>1</sup> )	3050	6.1
Man at "sedentary" or woman with moderately active work (Atwater)	..	100	( <sup>1</sup> )	( <sup>1</sup> )	92	( <sup>1</sup> )	( <sup>1</sup> )	2700	6.1
Woman at light to moderate muscular work, or man without muscular exercise (Atwater)	..	90	( <sup>1</sup> )	( <sup>1</sup> )	83	( <sup>1</sup> )	( <sup>1</sup> )	2450	6.1

*An Ideal Ration of Solid Food.—(Mrs. E. H. Richards.)*

Material.	Amounts.		Proteid.		Fat.		Carbo-hydrates.		Calor-ies.
	Gm.	Oz.	Gm.	Oz.	Gm.	Oz.	Gm.	Oz.	
Bread	453.6	16	31.75	1.12	2.26	0.08	257.28	4.04	1206.82
Meat	226.8	8	34.02	1.20	11.34	0.40	..	..	243.72
Oysters	226.8	8	12.52	0.44	2.04	0.07	..	..	70.01
Breakfast cocoa	28.3	1	6.60	0.23	7.50	0.26	9.60	0.34	135.42
Milk	113.4	4	3.63	0.13	4.42	0.16	4.88	0.17	75.55
Broth	453.6	16	18.14	0.64	18.14	0.64	90.72	3.20	613.21
Sugar	28.3	1	..	..	..	..	27.36	0.96	112.17
Butter	14.17	½	0.14	..	12.27	..	..	..	118.62
<b>Total</b>	..	..	106.80	..	57.97	..	389.80	..	2574.60

It should be understood that standard dietaries, such as have just been given, must be modified to meet individual conditions. Without modification they are useful in preparing dietaries for persons living together in large numbers, as for armies or on board ship.

<sup>1</sup> Fats and carbohydrates in sufficient amounts to furnish, together with the protein, the indicated amount of energy.

*An Ideal Ration of Liquid Food.—(Mrs. E. H. Richards.)*

Material.	Amount.	Proteid.	Fat.	Carbo- hydrates.	Calories.
		Gm.	Gm.	Gm.	
Beef broth or consommé To which has been added one large egg minus shell . . . . .	1 pint . .	20.5	0.5		
Dried fruit soup . . . . .	2 ounces .	4.1	6.8		91.67
Lemon jelly . . . . .	1 quart . .			100.0	410.00
Whole milk . . . . .	½ pint . .	6.5		12.5	77.90
Rice or arrowroot . . . . .	1 quart . .	34.0	36.0	44.0	651.00
Grape-sugar or some one of the prepared foods (dry) . . . . .	3 oz. (dry)	6.3	0.3	67.2	304.11
	4 oz. (dry)	2.5		100.0	420.25
Total . . . . .	2.5-3 qt. <sup>1</sup>	76.9	43.6	323.7	2043.63

While diet-lists are easily prepared according to the method just outlined, it must always be remembered that the digestibility and absorbability of food play a most important rôle, and are not to be neglected in formulating the dietary; for while a certain food may contain a great many more calories than an equal weight of another food, yet its relative indigestibility and non-absorbability may render it far less available as an article of diet. For example, while 4 ounces of sausage produce 510 calories, 4 ounces of cheese 520, and 4 ounces of beef only 280, yet the beef is far more digestible than either the sausage or cheese, and thus more valuable as an article of food. As has been aptly said, "We live not upon what we eat, but upon what we digest." Therefore, a diet-list giving quantities of food principles or calories is useful only as it suggests general principles that may be modified to meet individual conditions in health and in disease.

### THE INFLUENCE OF VARIOUS FACTORS UPON THE DIGESTION.

Apart from the selection of a proper diet, important factors that especially affect the digestion are the following: 1. The hours, order, and frequency of meals. 2. Variety in diet. 3. The appetite. 4. The temperature of food. 5. Rest and exercise before and after meals. 6. Emotion.

**1. Order and Frequency of Meals.**—It is usually customary to fix certain hours for the taking of meals; these

<sup>1</sup> According to how the rice is given.

hours vary with the occupation of the individual. In large cities, where the noon hour is taken up largely with active business pursuits, evening is selected as the most convenient hour for dinner. Sir Henry Thompson states that three general systems are in use, according to which, two, three, or four meals are taken daily. The first system, which consists of two meals a day, is followed in France and other countries on the continent of Europe. A substantial meal, consisting of fish or meat and other courses of solid foods, is eaten about noon; no food is taken before the noon meal, except on arising, when a cup of coffee or chocolate and a small quantity of bread and butter are taken. The second meal, which is dinner, is eaten between 6 and 7 o'clock in the evening. This meal is the largest meal of the day, and consists of soup, fish, meat, vegetables, salads, dessert, and black coffee. The second system, commonly in vogue in England, consists of four meals daily. The first meal, or breakfast, is taken at about 8 A. M., and consists of cocoa, tea, or coffee, bread, butter, bacon, fish, or eggs; dinner is eaten between 1 and 2, and consists of soup, meat, fish, vegetables, and pudding; tea is taken at 5 P. M., and supper is served at 8, and consists of meat, fish, vegetables, and stewed fruits. Dinner is taken in the evening by the well-to-do classes, and a substantial lunch is usually taken at noon. The third system, practised in the United States, consists in taking three meals daily. In many towns it is customary to dine at noon; in others, in the evening. The usual breakfast, taken between 7 and 8 A. M., consists of fruits, breakfast food or cereals, eggs, bacon, or salt fish, tea, cocoa or coffee, and bread and butter. Luncheon, eaten between 12.30 and 2 o'clock, consists of cold meat or a chop, vegetables, salads, and dessert. Dinner, eaten between 6.30 and 8 P. M., is the heaviest meal of the day, and consists of soup, fish, meats, vegetables, salads, and fruit.

The conventional order of taking food at dinner appears to be most rational, namely, soup, fish, entrée, meat, vegetables, salads, fruits. Small quantities of soup stimulate the gastric secretion, do not interfere with digestion, and pass rapidly from the stomach; the fish and entrée are then partaken of, before the acidity of the gastric secretion has reached its height; next follows the meat, the stomach now secreting liberal quantities of gastric juice wherewith to carry on the digestive processes; finally come the carbohydrates, which do not undergo digestion in the stomach, and which enter this



organ when the food already taken is about to pass from the stomach into the intestine. The eating of bountiful dinners, made up of many courses, when frequently indulged in, is likely to lead to digestive disturbances. Children and invalids should always eat dinner at midday, between 12 and 2 o'clock, and should never be allowed to take this meal at night.

The *frequency of meals* must be regulated according to individual conditions. Patients suffering from digestive disturbances and those who take very small quantities of food at a time require nourishment at frequent and regular intervals; whereas those whose digestion is feeble, should allow six or seven hours to elapse between meals; ordinarily the interval between meals should be about four or five hours, this being about the time necessary for complete digestion of a mixed meal in the stomach. The habit of habitually omitting the noon luncheon, so commonly practised by busy Americans, should be discouraged.

2. **Variety in Diet.**—In order thoroughly to satisfy the needs of the body the diet must be varied. Although a diet restricted to but a few articles of food may contain a sufficient quantity of the alimentary principles to sustain the body nutrition, yet the monotony of such a diet becomes so objectionable that it can not be digested thoroughly. According to Woods and Merrill,<sup>1</sup> "it is a matter of common observation that digestion experiments made with one kind of food-material do not give on the whole as reliable results as those in which two or more food-materials are used. In other words, it appears that with a mixed diet the same person will digest a larger proportion of nutrients than with a diet composed of a single food-material." Certain races restrict the variety of food from religious motives, such as the Jewish restriction of ham, pork, and oysters. (See Leviticus, chapter xi.)

3. **Appetite.**—Appetite is the desire for food, and is dependent upon various conditions. It is controlled by the sensation of hunger, and is often induced by the sight, smell, and taste of food. As Pawlow has shown,<sup>2</sup> the smell or sight of food will excite the flow of the gastric secretion, and this in turn will produce an appetite. Simple bitters or some form of alcoholic drink will at times induce this sensation. The appearance of badly prepared or improperly served food will often dispel the appetite. In children the appetite is usually

<sup>1</sup> United States Department of Agriculture Bulletin No. 85.

<sup>2</sup> *The Work of the Digestive Glands.*

good, whereas in the aged it is lessened. Some persons have voracious appetites, and abnormal craving for food. This is often the case in diabetic and other conditions, when, at times, the appetite can not be satisfied.

**4. Temperature of Food.**—The temperature of food when taken is of considerable importance. The ideal temperature is that of the body, from 98° to 100° F. (Uffelmann), the limits of safety being between 45° and 130° F. According to Hutchison, extremes of temperature of food are apt to give rise to gastric disturbances, such as gastric catarrh. Uffelmann states that a drink at a temperature of 122° F. increases the body-temperature 0.1 to 0.3 degree C. It is believed by many that ulcer of the stomach, so common in cooks, is often due to the taking of too hot foods. Hutchison considers that the proper temperature of water intended to quench the thirst should be between 50° and 70° F.

**5. Rest and Exercise before and after Meals.**—It is often advisable to rest, but not to sleep, after meals. The larger part of the work of the stomach should be completed before retiring at night, otherwise the sleep is apt to be disturbed. About one or two hours should be allowed to elapse between a light evening meal and bedtime, and three or four hours between a heavy meal and sleep. From personal observations (see the section on Rest and Sleep in Gastric Disturbances) the authors have concluded that digestion is improved by rest after meals, but impaired by sleep. In many instances a period of rest before eating meals is a valuable aid to digestion. Violent exercise immediately after meals inhibits digestion, whereas moderate exercise one or two hours after meals materially aids this process.

**6. Food and Emotion.**—Severe mental strain and strong emotion disturb the digestion, and for this reason food should not be taken until a period of rest and composure has intervened. On the other hand, pleasurable sensations aid the digestion, and pleasant conversation at the table is therefore to be recommended.



### THE RELATION OF FOOD TO VARIOUS INHERENT CONDITIONS.

Inquiries are often made concerning the relation of food to various conditions, such as the influence of sex, race, and the like. These conditions will now be briefly discussed.

**Heredity.**—Certain systemic conditions and diseases, or the tendencies to them, are inherited. Those of especial interest, from the standpoint of diet, are leanness, obesity, diabetes, gout, and alcoholism. Food idiosyncrasies are also often inherited. Among these are the liability to the development of urticaria or poisoning from the eating of strawberries, crabs, etc. In the case of obesity, gout, and the like, the diet should be regulated with a view to preventing these diseases.

**Sex.**—As a rule, women eat and require less food than men. This is probably due in large measure to the indoor and sedentary life led by so many women. Under equal conditions sex has little influence on food requirements. Atwater states that under similar conditions women require four-fifths as much food as men.

**Age** in some measure influences the quantity of food taken; a child requires proportionately a larger amount of food than an adult. Atwater<sup>1</sup> thus compares the amount of food required in childhood with the quantity needed by a man at moderately active muscular work:

Boy	15-16 yr.	requires	0.9	the food of a man at moderate work.
Girl	15-16	"	0.8	" " "
Boy	13-14	"	0.8	" " "
Girl	13-14	"	0.7	" " "
Boy	12	"	0.7	" " "
Girl	10-12	"	0.6	" " "
Boy	10-11	"	0.6	" " "
Child	6-9	"	0.5	" " "
Child	2-5	"	0.4	" " "
Child	under 2	"	0.3	" " "

A growing active boy usually requires more animal food proportionately than an adult, whereas a man of middle age requires more than an old man.

**Race.**—The food of different races varies widely, but this is due, for the most part, to the varying conditions under which they live, and especially to the food-supply that is most available by reason of cost and the ease with which it can be pro-

<sup>1</sup> *Principles of Nutrition and Nutritive Value of Foods*, Farmers' Bulletin No. 142, United States Department of Agriculture.



cured. The Eskimos subsist largely upon raw or partly cooked meat and use large amounts of fat. In the torrid zone the natives eat largely of cereals, fruits, and vegetables. In the temperate zones the diet is mixed, and is dependent largely upon social and financial conditions, being of the most varied character in the case of the well-to-do, whereas among the poor it is apt to be made up of the cheaper meats, breads, and vegetables. Soldiers and travellers from the temperate zones, going either north or south, usually require approximately the same varieties of food they had at home. Soldiers in the tropics crave and eat meat, when they can obtain it, in almost as large quantities as they would at home, and even after years of life in the tropics do not make any great change in their diet.

Major Charles E. Woodruff, Surgeon U. S. A., expresses the following opinion: "All natives of the tropics (where civilization causes over-population) are in a condition of nitrogen starvation and need much more nitrogen than they can possibly get. The old standards of teaching that we should eat as the natives is most vicious. They do not eat meat because they can not get it. They crave it, need it, and eat it when they can. On account of the destructive effects of the concentrated tropical actinic rays on protoplasm we need more nitrogen than at home. Please don't copy the old falsehood that we need less. It is also true that we need fat, as it furnishes energy better than carbohydrates. It is eaten in preference to starches and sugars for this purpose by workers when they can afford it, but they take to starch (rice) because it is cheaper. It is incorrect to say that it overheats. It does not overheat us, and it is false to say that fat is not needed in the tropics."

**Climate.**—In close relation to the question of race is the question of temperature and climate. There are many differences of opinion, as one can gather from Major Woodruff's words. In regard to the subject he says: "Climate affects diet mainly by the supply it affords." The main difference lies in the amount of heat and energy that must be supplied. In cold climates more food, especially fat, is needed, because the amount of heat required to maintain the warmth of the body is greater. If the individual is doing a large amount of work, a proper quantity of food must be supplied whether the climate is hot or cold. When the individual is in a hot climate and is doing little or no work less food is required.

**Season.**—What has just been said regarding climate applies also to season. Somewhat more food is required in winter than in summer, in order to supply the extra heat. People who are well clad and well sheltered need less food in cold weather and in cold climates than those who are poorly clad and exposed to the elements. (See the abstract from Woodruff in the section on Army Rations.)

**Size and Weight.**—Other things being equal, the larger the body the more food is needed. This is an important point in feeding infants, and is discussed in the section on Infant Feeding. If the food-supply in childhood is insufficient, the child will be undersized. As applied to races, however, this rule is theoretic, and, since evidence to the contrary exists, the subject requires further study.

The weight of the individual is very important in the management of diseases that are influenced by diet. The weighing of patients is a practice that is much neglected. Weighed with the same scales at different times during the day the weight of an adult will vary, on the average, two pounds, and in many instances as much as three. With changes in clothing the variation may be much more. The differences in weight are governed by the amount of food and drink ingested, and by the condition of the bowels and bladder, whether they have been emptied or are full. It is easy to see how errors may arise unless all these things be considered. Patients are easily buoyed up or depressed as a result of weighing, and care should be exercised to avoid the latter. If the patient is weighed in his clothes, the same garments should be worn at each weighing. The relation to mealtime and to the voiding of urine and feces should also, so far as possible, be the same at each weighing. The patient should be instructed not to drink water for the sake of increasing his weight.

**Rest and Exercise.**—Much less food is required during rest than during exercise. In exercise the muscular activity increases oxidation and tissue-waste, and this waste must be counterbalanced by an increased consumption of food. According to Atwater: A man at hard work requires 1.2 of the food of a man at moderate work; a man at light muscular work requires 0.9 of the food of a man at moderate work; a man of sedentary habits requires 0.8 of the food of a man at moderate work. Rübner states that: (1) At rest a man requires 2500 calories; (2) at professional work a man requires 2631 calories; (3) at moderate muscular work a man requires 3121 calories;



(4) at severe muscular work a man requires 3659 calories; (5) at hard labor a man requires 5213 calories.

**Individual tendencies** have some effect on the amount of food required. There are many persons who eat very sparingly and who nevertheless become obese; others partake of an unusually large quantity of food and never fatten. This is due probably, as Hutchison points out, to the fact that the 'activity of the cells in certain individuals is greater than in others, and leads to a more rapid breaking-down of food and a greater waste of heat.'

The great tendency with most persons is to overeat, in consequence of which fats are stored up; as a result, obesity or gastro-intestinal or other disturbances occur, and thus the excess of food is eliminated. At times the reverse condition—that of consuming too little nourishment—occurs. The period during which an individual can subsist without food varies, and depends largely upon the amount of exercise taken and upon atmospheric conditions, such as moisture and temperature. A condition more frequently met with than actual starvation is a one-sided or improperly balanced diet—that is, one in which one or the other of the food elements is taken in excess, while the other elements are diminished or lacking. Thus if an individual eats excessive quantities of meat and no vegetables, the diet is too rich in proteins and too poor in carbohydrates; again, if large quantities of butter and rich cakes be eaten and no meat or vegetables, the diet will be too rich in fats and carbohydrates and too poor in proteins, and may, therefore, prove harmful. As a rule, in a badly balanced diet the number of calories is too small to meet the requirements. The following diet-list, given by Mrs. E. H. Richards, shows a common invalid diet too low in proteins:

*A Common Invalid Ration Too Low in Protein.—(Mrs. E. H. Richards.)*

	Proteins.	Fat.	Carbo- hydrates.	Calories.
	<i>Gm.</i>	<i>Gm.</i>	<i>Gm.</i>	
1 pint of beef broth or consommé . . .	2.05	0.5	. . .	88.7
1 pint of dried-fruit soup . . . . .	. . .	. . .	50	205.0
1 pint of lemon whey . . . . .	. . .	21.5	79	521.7
1 pint of Imperial Granum contain- ing 3 ounces . . . . .	6.80	0.4	64	294.0
2 quarts of liquid. Total . . .	27.30	22.4	193	1109.4



**Tobacco and Digestion.**—Tobacco frequently plays an important rôle in influencing the digestion of food. It is a well-known fact that the chewing of tobacco increases the salivary secretion, frequently reduces the appetite, and increases the movements of the bowels. As a rule, it is better to smoke after meals than before, the irritating effect of tobacco being thus lessened. In acute gastric disturbances tobacco should be interdicted entirely, and in chronic forms the smoking should be limited to a very few cigars a day.

Tobacco acts as an excitant to the nervous system, and should be prohibited in all nervous diseases.

## CLASSES OF FOODS.

### ANIMAL FOODS.

ANIMAL foods contain much digestible matter, chiefly proteins, a considerable quantity of fat, in some foods carbohydrates, and, in addition, water and mineral salts. Being thoroughly digested, they leave but little residue in the intestine. The various forms of animal foods—milk, eggs, meat, fish, and gelatin—will now be described under these headings.

#### MILK AND MILK PRODUCTS.

**Milk**, the most important of animal foods, contains all the elements necessary for the maintenance of life, and constitutes a complete food.

**Composition.**—Milk contains varying proportions of each of the four classes of food principles—proteins, fats, carbohydrates, and mineral salts. Unadulterated, it contains from 90 to 84 per cent. of water, varying with the quality of the milk. It forms the exclusive diet for young, growing mammalia, but owing to the fact that the proportions of proteins and fat are in excess of the carbohydrates, it is unsuitable as an exclusive diet for adults.

The principal nitrogenous compound of milk is casein. It differs from the other protein compounds in that it contains both phosphorus and sulphur. Casein is not coagulated by heat, but this change may be effected by adding acid or by rennet. The casein clot formed by adding acids may be dissolved by neutralizing the acid, while that formed by rennet is not affected by the addition of alkalis. Milk contains, besides casein, lactalbumin, which is similar to the serum-albumin of the blood. The total proteins averages about 3.3 per cent. of the bulk of the milk, or about 25 per cent. of the total solids.

The fats of milk consist of the glycerids of palmitic, stearic, and oleic acids. In addition to these, milk contains several other fats in smaller proportions, to which the flavor of butter is due. The fat is suspended in the milk in the form of minute globules, which give the milk its white color and opacity. Fat averages about 4 per cent. of the milk or about 31 per cent. of the total solids.

The chief carbohydrate of milk is lactose, or milk-sugar. Milk-sugar is not nearly so sweet as ordinary sugar, and is less soluble in water. It reacts to Fehling's solution like glucose. In the presence of the lactic acid bacillus it is converted into lactic acid, which causes the milk to turn sour. Lactose forms about 38 per cent. of the total solids.

Milk contains about 0.7 per cent. of salts. These salts exist chiefly in the form of phosphates, chlorids, and sulphates. Potassium salts occur in larger quantities than do sodium salts. Calcium salts are very essential to young, growing animals, inasmuch as they play a very important part in the formation of bone. The relative percentages of salts in the ash of human milk are shown by the following table :

Calcium phosphate . . . . .	23.87
“ sulphate . . . . .	2.25
“ carbonate . . . . .	2.85
“ silicate . . . . .	1.27
Potassium carbonate . . . . .	23.47
“ chlorid . . . . .	12.05
“ sulphate . . . . .	8.33
Magnesium carbonate . . . . .	3.77
Sodium chlorid . . . . .	21.77
Ferric oxid and aluminum . . . . .	0.37
	100.00

**Variations in Milk.**—There are wide variations in the composition of the milk of different animals. While human milk contains more sugar and less protein than cows' milk, the fuel-value is about the same. Dog's milk seems to be the richest, whereas that which comes from the horse is exceedingly poor, as may be seen from the following table :

*Comparative Composition of Various Kinds of Milk.*<sup>1</sup>

Kind of milk.	Water.	Total solids.							Fuel-value per pound.
		Total solids.	Protein.			Fat.	Carbo-hydrates (milk-sugar).	Mineral matters (ash).	
			Casein.	Albu-min.	Total protein.				
	<i>Per ct.</i>	<i>Per ct.</i>	<i>Per ct.</i>	<i>Per ct.</i>	<i>Per ct.</i>	<i>Per ct.</i>	<i>Per ct.</i>	<i>Per ct.</i>	<i>Calories.</i>
Woman	87.4	12.6	1.0	1.3	2.3	3.8	6.2	0.3	319
Cow . .	87.2	12.8	3.0	0.5	3.5	3.7	4.9	0.7	313
Dog . .	75.4	24.6	6.1	5.1	11.2	9.6	3.1	0.7	671
Ewe . .	80.8	19.2	5.0	1.5	6.5	6.9	4.9	0.9	503
Buffalo .	81.4	18.6	5.8	0.3	6.1	7.5	4.1	0.9	506
Cat . .	82.1	17.9	3.1	6.0	9.1	3.3	4.9	0.6	400
Goat . .	85.7	14.3	3.2	1.1	4.3	4.8	4.4	0.8	365
Llama . .	86.5	13.5	3.0	0.9	3.9	3.2	5.6	0.8	312
Ass . . .	89.6	10.4	0.7	1.6	2.3	1.6	6.0	0.5	222
Mare . .	91.5	8.5	1.2	0.1	1.3	1.2	5.7	0.3	180

<sup>1</sup> König, *Chemie der menschlichen Nahrungs- und Genussmittel*, 3d ed., vol. i., pp. 267-362.



Not only is there a wide variation in the milk of different animals, but cows' milk itself is subject to great changes in the percentage composition of its ingredients. These may be attributed to many causes, the breed and condition of animals, and the food and the care they receive being responsible in a great degree for these changes. As a rule, a young cow gives better milk than an old one, and a well-fed animal yields richer milk than one that is poorly fed. The milk flow is greatest shortly after calving, but the milk increases in richness as the quantity becomes smaller.

**Adulteration.**—Milk is often adulterated by unscrupulous dairymen by the addition of water. This is the most common method of adulteration, and, if the water used for this purpose is pure, produces no ill effect other than to dilute the milk and thereby lessen the percentage of its ingredients. Unfortunately, however, water used for this purpose is not always pure and is frequently a source of contamination. Other methods of altering the quality of milk consist in the removal of the fats—the increase in the specific gravity which is produced thereby is counteracted by the further addition of water; and in the addition of preservatives. The latter method, while it does not detract from the nutritive value of the milk, may, if the milk be used regularly, produce deleterious results.

**Digestion of Milk.**—When milk enters the stomach, it is coagulated by the hydrochloric acid and the rennin of the gastric juice. These curds, or coagula, consist of precipitated casein and a portion of the fat that has become entangled in the curd. They vary in size and consistence according to the amount and the dilution of the milk taken. The casein soon undergoes change, being converted into some form of peptone, and the fat is again liberated. The albuminous envelope of the fat-globules is dissolved, and the fat coalesces, forming larger drops, in which condition it passes into the duodenum. A portion of the water and some of the salts are absorbed in the stomach. The curd that has not been acted upon by the gastric juice, together with the water, salts, and carbohydrates that still remain, also pass into the intestine, where their digestion is completed. Boiling increases the digestibility of milk, the precipitate being deposited in a more flocculent form. If the milk is previously diluted with lime-water, barley-water, or one of the aerated waters, such as Vichy, the curds formed are smaller and softer, and the milk often rendered more palatable. Bread or crackers added to milk make a good mechanical

diluent by mingling with it and maintaining a soft condition of the curds. The addition of alkalis may be resorted to with a view to neutralizing the acids. This has the effect of coagulating the casein more slowly, and forming flocculi rather than cheesy masses.

**Cream.**—When milk is allowed to stand for some hours, the globules of fat rise to the top, and, together with considerable milk, are removed as cream. This product contains about 18 per cent. of fat, and some protein and carbohydrates from the milk mixed with it. According to Letheby, as quoted from Yeo, the following table shows the average composition of cream :

Water . . . . .	66.0
Protein . . . . .	2.7
Fats . . . . .	26.7
Carbohydrates . . . . .	2.8
Salts . . . . .	1.8

**Skimmed Milk.**—The residue remaining after the removal of cream from ordinary milk is called skimmed milk. The amount of fat has been greatly reduced by creaming, but the percentage of protein remains almost the same. It is more easily digested than whole milk, inasmuch as the fat has been removed. The composition of skimmed milk, according to Letheby, as stated by Yeo, is as follows :

Water . . . . .	88.0
Protein . . . . .	4.0
Fats . . . . .	1.8
Carbohydrates . . . . .	5.4
Salts . . . . .	0.8

**Devonshire cream** is a solid cream obtained by skimming milk after it has been heated slowly to not over 150° F. It is more nutritious, but not so easily digestible as ordinary cream.

**Butter.**—Butter is made from the cream of milk by the process of churning, which causes the fat-globules suspended in the milk to coalesce, thus forming a solid mass. Butter is occasionally made from milk other than that from the cow. A varying proportion of common salt is always added to it to enhance its palatableness and its keeping qualities. The flavor of butter is due to the growth of micro-organisms. Pure cultures of certain organisms are now



utilized to ripen butter and so impart a constant flavor. Approximately, butter may be said to consist of:

Fat . . . . .	90.0
Water . . . . .	10.0
Milk-sugar . . . . .	0.5
Casein . . . . .	0.5

On account of the ease with which it is digested butter, when fresh, is one of the most valuable fatty foods. The rancidity which occurs when butter is kept too long seems to be due to the casein, which, on undergoing fermentation, liberates fatty acids. On this account that butter keeps best which contains the least casein. Butter is best preserved by keeping it at low temperature, and good results are also obtained by salting.

**Buttermilk.**—Buttermilk, which is formed during the manufacture of butter, is another milk derivative of no little importance. It is used extensively as a beverage, and is highly nutritious and easily digested. It contains the casein of the milk in a finely coagulated form. According to Pavy, as quoted from Yeo, the composition of buttermilk is as follows:

Water . . . . .	88.0
Nitrogenous matter . . . . .	4.1
Fatty matter . . . . .	0.7
Lactine . . . . .	6.4
Saline matter . . . . .	0.8

**Curd and Whey.**—Curd is the coagulated casein of milk. This coagulation may be brought about by rennin, a ferment found in the gastric juice, or by such acid substances as lemon-juice, white vinegar, etc. Whey is the fluid portion of the milk remaining upon the coagulation and removal of the casein. Whey is an excellent drink and food in those cases in which milk is not well borne.

**Cheese.**—Cheese is made up of curd and a certain proportion of the fat of milk. Cheeses vary in composition and consistence according to their preparation. Some cheeses are soft, while others are hardened into cakes by pressure. The flavor of cheese is due to the growth of certain micro-organisms during the ripening process. The harder cheeses keep much longer than the soft ones. The average composition of cheese, as shown by Parkes,<sup>1</sup> is as follows:

Water . . . . .	36.0
Protein . . . . .	31.0
Fats . . . . .	28.5
Salts . . . . .	4.5

<sup>1</sup> *Hygiene*, third edition.



Cheese is a nutritious and agreeable food, but it is often difficult of digestion. The harder cheeses are much more indigestible than those of soft consistence. Like milk, cheese may contain certain poisonous substances, due to organisms that enter the milk; of these, one of the most common is tyrotoxin. Poisoning may follow the eating of such cheese.

**Kumiss, Kefir, and Matzoon.**—**Kumiss** is a fermented drink prepared by both lactic acid and alcoholic fermentation. For many centuries it has been made from mares' milk by the natives living near the shores of the Caspian Sea. The milk is obtained from a special breed of mares, the animals being fed very carefully. The milk is mixed with a kumiss ferment, the lactic acid ferment converting some of the sugar into lactic acid, while another part of the sugar is converted into alcohol and carbonic acid; a small quantity of casein is digested. The milk is constantly agitated, and the fermentation allowed to proceed for a period of twenty-four hours or more.

Kumiss is an acid, effervescing drink, and contains a very small proportion of alcohol. It is very easily digested, being much more digestible than milk. The casein is so finely divided that lumps can not be formed in the stomach, and it is easily acted upon by the gastric secretion. In the United States it has been prepared from cows' milk to which an artificial ferment is added.

*Kumiss Cure.*—In certain parts of Russia this form of cure is not uncommon. It consists in drinking small quantities of kumiss and gradually increasing them until large quantities are taken. Kumiss cures have been prescribed in chronic gastro-intestinal catarrhs and chronic catarrhs of the respiratory tract.

**Kefir** resembles kumiss, and is often used as a substitute for it. It was originally made in the Caucasus from cows' milk fermented with *Saccharomyces mycoderma*, lactic acid fermentation going on at the same time. Alcohol, lactic acid, and albumins are formed as a result of the fermentative processes. The casein is partly digested. Tablets of the kefir ferment have been prepared by Jurock. These are sold under the name of kefilac tablets. They render the home manufacture of kefir an easy matter. (See *Recipes*.)

**Matzoon.**—In this form of milk lactic acid is produced by fermentation with a ferment obtained from Syria. It is thicker than kumiss and does not contain alcohol.

Kumiss, kefir, and matzoon are agreeable forms of milk

foods, are easily digestible, and are especially useful in those cases in which milk can not be taken or is not well borne. The following table is taken from Hutchison (p. 137) and gives the composition of kumiss, kefir, etc. :

	Proteid.	Sugar.	Fat.	Salts.	Alcohol.	Lactic acid.
	<i>Per cent.</i>	<i>Per cent.</i>	<i>Per cent.</i>	<i>Per cent.</i>	<i>Per cent.</i>	<i>Per cent.</i>
Kumiss . . . . .	2.2	1.5	2.1	0.9	1.7	0.9
Kefir . . . . .	3.1	1.6	2.0	0.8	2.1	0.8
Mares' milk . . . . .	2.6	5.5	2.5	0.5		
Cows' milk . . . . .	3.3	4.8	3.6	0.7		
Buttermilk . . . . .	3.8	3.3	1.2	0.6		0.3

#### THE MODIFICATION AND PRESERVATION OF MILK.

The chemic composition, variation in, and adulteration of milk, as well as of some of the milk-products, have already been considered. It now remains to discuss the methods of modifying and preserving milk and milk-foods. Inasmuch as milk is usually taken in the raw state, it is highly important that it be free from all sorts of contamination.

**Contamination of Milk.**—An important source of contamination of milk is through disease of the udder of the cow or carelessness in handling this organ. Cows are too often kept in filthy stables, from which dust and excrementitious matter find their way into the milk-pail. The germs of disease that do not get into the milk in the stable, frequently do so through the agency of the bottles or cans in which the milk is shipped, and which are often unclean or cleansed with polluted water.

Cows should not be allowed to eat the dry leaves on which they are mostly bedded, lest their color, odor, or even poisonous properties be imparted to the milk. Sour milk and milk from poor cows is unfit for food and should not be used.

At times tuberculosis or inflammatory conditions due to micro-organisms may exist either in the udder of the cow or in some distant organ, and may be so slight as not to attract the attention of the milker. Eastes, in a report to the British Medical Association in 1899,<sup>1</sup> described his analyses of 186 samples of milk obtained from various sources; of these, tubercle bacilli were present in 11; pus in 47; streptococci in 106; the percentages were as follows: 5.3 per cent. contained tubercle bacilli; 78.7 per cent. contained pus. At times micro-organisms are introduced into milk from an udder that has not been properly cleansed before milking or from the unclean

<sup>1</sup> *Brit. Med. Jour.*, 1899.



hands of the milker. Among the pathogenic germs that may thus gain access to the milk are the bacilli of typhoid fever, tuberculosis, diphtheria, and cholera. On entering the milk these organisms continue to grow and in a short time multiply enormously. In addition to pathogenic organisms, other microorganisms which produce souring but are otherwise harmless may gain access to the milk.

De Schweinitz, in the Sixteenth Annual Report of the Bureau of Animal Industry, 1899, calls attention to the fact that in our cities milk contains from 3000 to 8500 bacteria in a cubic centimeter; in some instances there are as many as 1,000,000 to 4,000,000 in a cubic centimeter. The maximum limit of the number of organisms in milk that is fit to be used is 50,000 in a cubic centimeter. Applying this rule to the samples obtained by de Schweinitz from 32 dealers, but 13 were fit for use. In 130 samples examined by de Schweinitz in which the greatest care was taken to prevent contamination, from 200 to 50,000 bacteria were found in a cubic centimeter; in the largest proportion, however, but from 200 to 5000 were found. From this it will be seen that the greatest care is required in handling milk from the time it comes from the cow until it is served as food.

At Burnside Farm, Green Spring Valley, Md., the farm of Mr. Samuel Schoemaker, from which the Walker-Gordon milk sold in Baltimore is obtained, the following precautions to prevent contamination are taken: The dairy is managed by trained persons, and is being constantly inspected by experts in their respective departments. The number of bacteria in the milk is recorded daily at the laboratory. The cows are tested for tuberculosis at frequent intervals. The stables are kept in a thoroughly hygienic condition, the floor and walls being cemented and well scrubbed each day. The milker is required to scrub his hands thoroughly before milking, and to clothe himself in a white sterilized suit. The cows are thoroughly groomed one hour before milking, and the udders of the cow are cleansed just before milking. The cows are milked into special milk-pails so arranged as to prevent dust from entering. The first milk drawn, which usually contains any germs that may have entered the milk-ducts, is discarded. The pails, bottles, and other apparatus are sterilized at a temperature of 212° F. The milk is passed from the pail into cans, and is then taken to the milk-house, where it is strained through sterile cotton into a sterilized cooling tank, after which



it is bottled, corked, and sealed. A guarantee as to the purity of the milk goes with each bottle.

**Modified Milk.**—Modified milk is prepared from the carefully selected cows set aside for producing milk that is to be separated and recombined according to the prescription of the physician. The separation of the milk and cream is accomplished by means of the centrifugal machine. The separated milk and cream, as well as the whole milk, which has been cooled at a temperature of 40° F. or below, are then sent to the city laboratory, where the definite percentages of cream and modified milk are recombined.

It is the general belief that invalids and infants thrive better upon mixed milk obtained from a number of cows, than upon the milk of a single cow, which is apt to vary with the condition of the animal. According to Rotch, "certain breeds of cows are better than others for copying human milks." The following list of breeds best adapted for modified milk, with analyses, is taken from Rotch :

	Fat.	Milk-sugar.	Albu-minoids.	Mineral matter.	Total solids.	Water.
	<i>Per cent.</i>	<i>Per cent.</i>	<i>Per cent.</i>	<i>Per cent.</i>	<i>Per cent.</i>	<i>Per cent.</i>
Durham . . . . .	4.04	4.34	4.17	0.73	13.28	86.72
Devon . . . . .	4.09	4.32	4.04	0.76	13.21	86.79
Ayrshire . . . . .	3.89	4.41	4.01	0.73	13.04	86.96
Holstein-Friesian . . . . .	2.88	4.33	3.99	0.74	11.94	88.06
American grades . . . . .	4.01	4.36	4.06	0.74	13.17	86.83
Common natives . . . . .	3.69	4.35	4.09	0.73	12.86	87.14

**Sterilization and Pasteurization of Milk.**—Milk is sterilized by boiling, and is thus rendered less digestible for dyspeptic patients; its taste is also altered; on the other hand, sterilization destroys all micro-organisms. For persons with normal digestion milk is usually more easily digestible when boiled. The disadvantages of sterilization are in a measure overcome by Pasteurization. By this process the milk is kept at a temperature of 70° C. (158° F.) for from twenty to thirty minutes; thus most micro-organisms are killed, the spores, however, not being destroyed, although their growth is inhibited. The taste of the milk is not so markedly altered as in sterilized milk, and it is said to be more easily digestible for patients suffering from gastro-intestinal disturbances. It does not, however, keep so long, and sours in one or two days.

While bacteria are destroyed by sterilization, their spores, which are also present, are not killed, and if kept at ordinary

temperature, they continue to increase largely in number and thus render the milk unfit for use. These organisms frequently destroy the protein of the milk rather than the lactose, and as there may be an absence of the customary souring, the fact that the milk is contaminated may thus be overlooked. The disadvantages that accrue from sterilizing milk are manifested in the constipating effect and in its altered taste. As the result of sterilization various chemie changes take place: the lactalbumin is somewhat coagulated, the casein is so changed that it is less easily acted upon by the rennin, and part of the lactose is changed into caramel; some of the soluble salts are converted into insoluble ones. A large proportion of these changes are not yet thoroughly understood. According to Holt, the greatest objection to sterilizing milk lies in the fact that many infants fed upon it for long periods of time are apt to suffer from scurvy; he reports that at least a dozen such cases have come under his notice. By Pasteurization all these difficulties are overcome, and from 98 to 99 per cent. of all micro-organisms, including the bacillus of typhoid and of tuberculosis, are destroyed, although their spores are not killed. Special care must be exercised in Pasteurizing milk, and as soon as it is Pasteurized it should be placed on ice.

**Process of Sterilization.**—By means of the Arnold sterilizer milk can easily be sterilized in small bottles in quantities just sufficient for each feeding. Sterilization may also be effected simply by exposing the bottles in a vessel that is tightly covered and open at the bottom, and allowing the steam from boiling water to enter from below. The milk is then kept at a temperature of 212° F. for one hour.

An excellent apparatus for Pasteurizing milk is that devised by Freeman. "This apparatus consists of two parts, a pail for the water and receptacle for the bottles of milk. The pail is a simple pail with a cover; there is a groove extending around the pail to indicate the level to which it is to be filled with water, and supports inside for the receptacle for the bottles of milk to rest on. The receptacle for the bottles of milk consists of a series of hollow zinc cylinders fastened together; this fits into the pail, so that the lower inch of the cylinders is immersed in the water. This receptacle has two sets of horizontal supports, the upper set continuous around the receptacle, for use while the milk is being heated; the lower interrupted set is used for raising the receptacle during cooling. Such receptacles are made for ten 6-ounce bottles, seven 8-ounce



bottles, three 1-pint, and one  $\frac{1}{2}$ -pint bottles, and two 1-quart bottles. There is also a large apparatus for the use of hospitals or public institutions which has a receptacle for forty-three 6-ounce or 8-ounce bottles.

"The apparatus is used in the following way: The pail is filled to the level of the groove with water, covered and put on the stove, the receptacle for the bottles being left out. The bottles of milk are then filled, stoppered with cotton, and dropped into their places in the cylinders. Sufficient water is poured into each cylinder to surround the body of the bottle. As soon as the water in the pail boils thoroughly it is taken from the stove and set on a mat or table or other non-conductor in a place where there is not a draft of wind blowing on it. The lid of the pail is removed and the receptacle rests on the upper continuous supports. The lid is then rapidly put on the pail, and the pail is thus allowed to stand for three-quarters of an hour. During the first fifteen minutes the temperature of the milk rises to about its maximum, or above  $65^{\circ}$  C., the point desired for Pasteurizing, and remains there the remaining thirty minutes. During the last fifteen minutes the cover of the pail is removed, the receptacle is lifted and given a turn so as to rest on the upper supports, thus bringing the top of the cylinders containing the bottles above the level of the pail. The pail is then put under a cold-water faucet and the water is allowed to run into the pail and overflow, but it should not run into the cylinders. Thus the hot water is replaced by cold water, and in fifteen minutes the milk in the bottles is of about the temperature of the cold water used. The bottles may then be put into a refrigerator until required for feeding. This rapid cooling is a most important part of a low temperature sterilization, the importance of which is apt to be overlooked."

Since heating does not destroy the spores of bacteria nor the toxins in milk, it is essential that the milk be as fresh and as free from disease germs as possible before sterilization is undertaken. As Holt points out, it is also important to bear in mind that "sterilized milk requires the same modification for infant feeding as plain milk. There is no evidence to show that its digestibility is in any way enhanced by the process of heating, but rather to the contrary." A question frequently asked of the physician is whether all milk should be sterilized before using. The milk usually sold in large cities is, as a rule, transported from considerable distances, and is often not consumed for from twenty-four to forty-eight hours; it is thus apt, espe-



cially in hot weather, to be contaminated with micro-organisms. Boiling is the only safe method of destroying such organisms. In the past few years there has been a growing tendency, especially in large cities, toward the establishment of dairies, such as the Walker-Gordon Laboratories, from which perfectly pure milk may be obtained, thus obviating the necessity for sterilization.

**Predigestion of Milk.**—Milk may be partly or wholly predigested in order to render it more easily digestible for individuals suffering from gastro-intestinal disorders. This process is readily accomplished by adding an active preparation of pepsin to acidulated milk and allowing the fermentation to proceed under the influence of heat at the body-temperature by immersion in hot water. During this fermentation the casein is partly or completely converted into albumoses. If the process is allowed to continue too long, the milk becomes bitter. For this reason it is ordinarily removed from the hot water after a few minutes, and is placed upon ice, which prevents further fermentation. In order to predigest milk in alkaline solution pancreatin is substituted for pepsin; pancreatization of milk has now largely replaced peptonization. In order to effect pancreatization of milk Fairchild's peptonizing tubes are ordinarily employed. These tubes contain five grains of pancreatic extract and fifteen grains of sodium bicarbonate. Each tube contains sufficient powder to digest one pint of milk.

Where the taste of pancreatized milk proves objectionable, the addition of carbonated waters or of small quantities of coffee may render it more palatable.

The digestibility of milk may be increased by the addition of hot or cold water, carbonated waters, such as Vichy or Apollinaris, lime-water, oatmeal- or barley-water, or farinaceous foods, such as arrow-root or flour; occasionally small quantities of salt or sodium bicarbonate are helpful.

**Humanized Milk.**—By the term "humanized milk" is meant cows' milk that has been so modified as to approach human milk as nearly as possible. This is accomplished by decreasing the casein and increasing the fats and sugars. The milk is partially predigested and Pasteurized. The following directions of Leeds for the preparation of humanized milk are given by Fairchild:

- "One-half pint of pure cold water.
- One measure of peptogenic milk powder.
- One-half pint of fresh cold milk.
- Four tablespoonfuls of sweet fresh cream.

"First dissolve the powder in the water by rubbing and stirring with a spoon, then add the milk and cream; mix well; heat in a saucepan with constant stirring until blood-warm—not too hot to be agreeably borne by the mouth; keep at about this temperature for ten minutes; then bring quickly to boiling-point; pour at once into a clean bottle, shake thoroughly, cork tightly, and place directly on ice or in a very cold place.

"When a feeding is required, pour out the portion and warm it to the proper temperature, lukewarm; always shake the bottle thoroughly before and after pouring out a feeding."

**Condensed Milk.**—Condensed milk is manufactured by evaporating cows' milk in a vacuum until it becomes thickened and jelly-like. It is used largely among the poorer classes for infant feeding. Although they appear to fatten and thrive on it, infants fed on this form of milk are often poorly developed and rachitic. The two principal forms of condensed milk are those containing comparatively little sugar and those to which cane-sugar has been added. The first form contains from 15 to 18 per cent. of milk-sugar; the latter, from 15 to 18 per cent. of milk-sugar and from 36 to 40 per cent. of cane-sugar.

Condensed milk is most easily digested, but is apt to contain too little fat; the unsweetened condensed milks are the most satisfactory forms for infant feeding. Condensed milk is to be used only when fresh milk is not obtainable, or temporarily when modified or humanized milk is not well borne. The average composition of unsweetened and sweetened condensed milk is as follows:

	Total solids.	Protein.	Fat.	Milk-sugar.	Cane-sugar.
	Per cent.	Per cent.	Per cent.	Per cent.	Per cent.
Unsweetened condensed milk . . .	40	12	12	16	0
Sweetened condensed milk . . .	80	12	12	16	40

For use in infant feeding condensed milk should be diluted with water at least equal in amount to that which has been evaporated; this is usually twice its volume. For a child ten months old Starr advises that condensed milk be diluted ten times. (See Infant Feeding.) There are many objectionable forms of condensed milk on the market some of which are manufactured from skimmed milk. Among the best brands of condensed milk may be mentioned Borden's Eagle Brand Condensed Milk, Anglo-Swiss Brand, and the Ideal.



## EGGS.

Eggs, like milk, form a complete food—that is, they contain a proportion of each of the fundamental food elements necessary for the preservation of life. Eggs and milk are the only complete food-products furnished by the animal kingdom.

The eggs of the hen are consumed in largest numbers, but those of the duck, turkey, guinea-hen, and of some wild fowl are also eaten. The eggs of domestic fowls vary in size and appearance, but their composition is about the same.

The shell of a hen's egg constitutes 11 parts, the white 57 parts, and the yolk 32 parts of the entire weight of the egg. The following table, taken from Langworthy,<sup>1</sup> shows the composition of hens' eggs, cooked and raw; of white-shelled and of brown-shelled eggs; and of the yolk and white of the egg of the duck, goose, turkey, and guinea-fowl:

Average Composition of Eggs.

	Refuse.	Water.	Protein.	Fat.	Carbo- hydrates.	Ash.	Fuel- value per pound.
	Per ct.	Per ct.	Per ct.	Per ct.	Per ct.	Per ct.	Calories.
Hen :							
Whole egg as purchased . . .	11.2	65.5	11.9	9.30	. .	0.9	635
Whole egg, edible portion . . .	. .	73.7	13.4	10.50	. . .	1.0	720
White . . . . .	. .	86.2	12.3	0.20	. . .	0.6	250
Yolk . . . . .	. .	49.5	15.7	33.30	. . .	1.1	1705
Whole egg boiled, edible portion . . . . .	. .	73.3	13.2	12.00	. .	0.8	765
White-shelled eggs as pur- chased . . . . .	10.7	65.6	11.8	10.80	. .	0.6	675
Brown-shelled eggs as pur- chased . . . . .	10.9	64.8	11.9	11.20	. .	0.7	695
Duck :							
Whole egg as purchased . . .	13.7	60.8	12.1	12.50	. .	0.8	750
Whole egg, edible portion . . .	. .	70.5	13.3	14.50	. . .	1.0	860
White . . . . .	. .	87.0	11.1	0.03	. . .	0.8	210
Yolk . . . . .	. .	45.8	16.8	36.20	. . .	1.2	1840
Goose :							
Whole egg as purchased . . .	14.2	59.7	12.9	12.30	. .	0.9	760
Whole egg, edible portion . . .	. .	69.5	13.8	14.40	. . .	1.0	865
White . . . . .	. .	86.3	11.6	0.02	. . .	0.8	215
Yolk . . . . .	. .	44.1	17.3	36.20	. . .	1.3	1850
Turkey :							
Whole egg as purchased . . .	13.8	63.5	12.2	9.70	. .	0.8	635
Whole egg, edible portion . . .	. .	73.7	13.4	11.20	. . .	0.9	720
White . . . . .	. .	86.7	11.5	0.03	. . .	0.8	215
Yolk . . . . .	. .	48.3	17.4	32.90	. . .	1.2	1710
Guinea-fowl :							
Whole egg as purchased . . .	16.9	60.5	11.9	9.90	. .	0.8	640
Whole egg, edible portion . . .	. .	72.8	13.5	12.00	. . .	0.9	755
White . . . . .	. .	86.6	11.6	0.03	. . .	0.8	215
Yolk . . . . .	. .	49.7	16.7	31.80	. . .	1.2	1655

As may be seen from the foregoing table, the egg contains mainly protein and fats, in addition to water and mineral matter. The white and the yolk differ in composition, the

<sup>1</sup> Farmers' Bulletin No. 128, United States Department of Agriculture.



white containing less protein and water than the yolk, and scarcely any fat and ash, whereas the yolk contains considerable fat and ash. The white is said to be pure protein; it is composed mainly of four albumins and a slight amount of carbohydrate. The albumins are ovalbumin, conalbumin, ovomucin, and ovomucoid, the ovalbumin being the main constituent. The yolk of the egg is very complex in composition, and contains 15 per cent. of protein (vitellin), 20 per cent. of palmitin, olein, and stearin (the fatty elements), and 0.5 per cent. of coloring-matter, besides lecithin, nuclein, salts of iron, calcium, potassium, and magnesium; the total phosphorus equivalent in the yolk is slightly over 1 per cent., while that of the white is but 0.03 per cent. The shell of the hen's egg has no food-value; it consists mainly of mineral matter containing 94 per cent. of calcium carbonate.

The flavor of the egg is dependent in large measure upon the food eaten by the laying hen. Fresh eggs have the finest flavor. Langworthy<sup>1</sup> gives the following methods for testing the freshness of eggs: " 'Candling,' as it is called, is one of the methods most commonly followed. The eggs are held up in a suitable device against a light. The fresh egg appears unclouded and almost translucent; if incubation has begun, a dark spot is visible, which increases in size according to the length of time incubation has continued. A rotten egg appears dark colored. The age of eggs may be approximately judged by taking advantage of the fact that as they grow old their density decreases through evaporation of moisture." According to Siebel, a new-laid egg placed in a vessel of brine made in the proportion of two ounces of salt to one pint of water will at once sink to the bottom. An egg one day old will sink below the surface, but not to the bottom, while one three days old will swim about just immersed in the liquid. If more than three days old, the egg will float on the surface, the amount of shell exposed increasing with age. If the egg is two weeks old, only a little of the shell will dip in the liquid. Penzoldt<sup>2</sup> gives the following table showing the digestibility of eggs:

- 2 soft-boiled eggs leave the stomach in 1½ hours.
- 2 raw eggs leave the stomach in 2¼ hours.
- 2 poached eggs and 5 grams of butter leave the stomach in 2½ hours.
- 2 hard-boiled eggs leave the stomach in 3 hours.
- 2-egg omelet leaves the stomach in 3 hours.

---

<sup>1</sup> Farmers' Bulletin No. 128.

<sup>2</sup> Hutchison, *Food and Dietetics*, p. 152.

The fact that raw eggs remain in the stomach longer than soft-boiled eggs is due to the fact that they are so bland that they excite neither the motor nor the secretory function; if thoroughly masticated, hard-boiled eggs are as digestible as soft-boiled ones. With some persons eggs in any form are indigestible, and produce unpleasant eructations, nausea, and headache.

Raw eggs are best taken directly from the shell, or they may be combined with milk broths or with coffee. In various diseases accompanied by loss of flesh and strength raw eggs in large numbers are prescribed, as many as 24 eggs being given in twenty-four hours.<sup>1</sup>

**Egg-albumin** is best absorbed when eaten raw and properly diluted. Its palatability may be increased by flavoring it with sherry wine, orange, lemon, or grape juice, or by serving it in cream, cocoa, or coffee.

**Egg-nog** is prepared from milk and eggs, flavored with some alcoholic drink, and sweetened with sugar.

When allowed to remain in the air, eggs decompose from the entrance of germs through their shell. Decomposition may be prevented in various ways, such as by coating them with oil or varnish, packing them in sawdust, or placing them in cold storage or in certain solutions, such as salicylic acid and glycerin.

#### MEATS AND THE MEAT PREPARATIONS.

Meat forms the fleshy or muscular parts of the body. It is one of the most important articles of food, and is the chief source of man's protein supply. Meat may be eaten raw or cooked. Raw meat, when well ground, is very easily digested.

Meat is composed of muscle-fibers held together by connective-tissue bands; between the muscle-fibers are bits of fat. As ordinarily seen, meat contains muscle tissue, connective tissues, blood-vessels, nerves, and lymphatics, together with a varying amount of fat. The more fat there is in meat, the less water and nitrogenous matter does it contain, and *vice versa*. Cooking has the effect of rendering the connective tissues soluble, thereby causing a separation of the muscular fibers, allowing the digestive secretion to mingle more thoroughly with them. Cooking also enhances the flavor and appearance of the

<sup>1</sup> Ely, "Fable of Egg," *New York Med. Jour.*, November 14, 1903.



meat, but, on the other hand, causes a loss in fat and extractives. Cooking likewise destroys the micro-organisms that may be present in the meat, and thus renders it more wholesome.

Meat may be cooked in various ways—it may be boiled, stewed, roasted, or fried. Meat is boiled by placing it in cold water and subjecting it to a moderate heat for some time. In this way the connective tissue becomes gelatinized, and a portion of the organic salts, albumin, and extractives is dissolved. The longer the process is allowed to continue, the more tasteless does the meat become and the richer is the broth. This tasteless mass of meat has a high nutritive value, and, combined with the broth, constitutes a nutritious food. The process of stewing meat is accomplished by placing the meat in boiling water, by means of which the albumin on the surface is quickly coagulated, thus preventing the juice from escaping and so retaining the flavoring matter; the broth that is procured in this way is very poor in quality. Meat is roasted by placing it in a very hot oven, the superficial layers thus becoming immediately coagulated, and so preventing escape of the juice. To broil meat, small bits are cooked over an open fire, the albumin of the surface being thus not only coagulated, but the inner fibers being cooked at the same time. Frying is accomplished by placing the meat in boiling oil; the surface albumin is at once coagulated, the juice is prevented from escaping, and the meat is rapidly cooked.

**Digestibility of Meats.**—The digestibility of meats is governed by many conditions: The age at which the animals eaten were killed, the length of time the meat is kept before eating, the care bestowed upon the animals during life, and the methods of preparing the meats for the table. Meats are most easily digested when stewed; frying renders them most indigestible. The flavor of meat varies with the condition of the animal from which it was obtained. The meat of mature animals is more pronounced and agreeable in flavor than that of younger cattle.

The following table, taken from Penzoldt, gives the relative digestibility of meat foods:

*One to two hours:*

200 gm. beef-juice.

*Two to three hours:*

250 gm. calf's brain boiled.  
250 gm. sweetbread boiled.



*Three to four hours :*

230 gm. stewed young chicken.  
 230 gm. broiled partridge.  
 240 gm. stewed pigeon.  
 195 gm. roast pigeon.  
 250 gm. beef (raw or boiled).  
 250 gm. calf's foot, boiled.  
 160 gm. ham boiled.  
 100 gm. roast veal.  
 100 gm. beefsteak.  
 100 gm. beefsteak pulp.  
 100 gm. roast beef.

*Four to five hours :*

210 gm. roast pigeon.  
 250 gm. roast fillet.  
 250 gm. beefsteak grilled.  
 250 gm. smoked tongue.  
 250 gm. hare.  
 240 gm. roast partridge.  
 250 gm. roast goose.  
 280 gm. roast duck.

**Beef.**—The composition of beef varies greatly, especially in regard to the amount of fat and water it contains. An ox from three to five years old supplies the best beef. The meat of a very lean animal will contain about 75 per cent. of water and about 2 per cent. of fat. The water in fat meat is reduced to between 50 and 55 per cent., while the fat reaches 2.5 per cent. or over. The amount of nitrogenous substances is also considerably reduced in fat meat. Beef-fat is composed of the glycerids of the fatty acids, the ratio being three parts of stearic and palmitic acids to one part of oleic acid.

**Meat Preparations.**—Numerous meat preparations, both solid and liquid, are now on the market, the aim being to produce a concentrated food that will be readily digested. The different beef-juices have but slight nutritive value, most of them containing only 4 or 5 per cent. of protein; their chief value lies in the fact that they stimulate the appetite.

**Bouillons.**—Bouillons are prepared by cutting meat into small bits, heating slowly in water for a time, and then boiling it quickly. The fluid thus produced has a very agreeable flavor, but its nutrient value is exceedingly small, as it contains only extractives, salts, and a very minute quantity of gelatin. Bouillons increase the flow of the digestive secretions, and can be rendered more nutritious by the addition of an egg, certain cereals, or vegetables.

**Beef-extracts.**—Beef-extracts are concentrated bouillons that are to be diluted at the time they are taken. Their nutritive value is about the same as that of bouillon.

**Beef-juice.**—To produce a nutritious liquid beef preparation the meat should be boiled slightly and then cut into small pieces and pressed through a lemon-squeezer or a meat-press. In this way considerable quantities of protein, in addition to the salts and extractives, are obtained. The beef-juices sold on the market, such as Valentine's, are prepared by subjecting the

meat to strong pressure. These preparations contain from 5 to 10 per cent. of protein.

**Meat Powders.**—The nutritive value of these preparations varies greatly. Those most frequently used are a number of peptones, Somatose, and the Mosquera "Beef Meal."

**Meat-jellies.**—Meat-jellies are frequently given to invalids, and are an agreeable means of administering protein food. Although they do not entirely replace the protein in the tissues, they produce a considerable quantity of energy. According to Bauer, "By the addition of gelatin very large quantities of albumin can be spared in the body or devoted to increase of bulk, just as by the supply of fats and carbohydrates." Meat-jelly is, therefore, a protein-sparer. Among those most commonly employed are calf's-foot and calf's-head jelly.

The following table, taken from Chittenden,<sup>1</sup> gives the percentage composition of beef-products :

*Percentage Composition of Beef-products (Analyzed, 1891).*

Constituents.	Liebig's extract of beef.	Armour's extract of beef.	Valentine's meat-juice.	Wyeth's beef-juice.	Bovine.	Murdock's liquid food.	Johnston's fluid beef.	Arlington Chem. Co.'s beef peptonoids.	Mosquera "Beef Meal."
Water (at 110° C.) . . . . .	20.06	14.03	60.31	57.88	81.09	83.89	39.58	6.80	6.68
Solid matter (at 110° C.) . . . .	79.94	85.97	39.69	42.12	18.91	16.01	60.42	93.20	93.32
Soluble in water . . . . .	79.94	85.97	39.69	42.12	18.91	16.01	50.40	48.12	31.26
Insoluble in water . . . . .							10.02	45.06	62.06
Inorganic constituents . . . . .	24.04	28.29	11.30	17.52	1.02	0.66	13.52	5.08	4.23
Phosphoric acid (P <sub>2</sub> O <sub>5</sub> ) . . . . .	9.13	7.28	4.00	3.94	0.03	0.09	3.91	1.40	1.71
Fat, ether extractives . . . . .	0.91	1.27	0.78	0.85	1.49	0.27	1.29	2.95	13.60
Soluble in 80 per ct. alcohol . . .	55.72	67.92	29.15	35.08	1.49	0.27	34.10	2.95	13.60
Total nitrogen . . . . .	9.52	8.80	2.68	3.25	2.43	2.29	7.38	4.42	12.36
Nitrogen of insoluble matter . . .	9.52	8.80	2.68	3.25	2.43	2.29	1.46	3.25	7.65
Insoluble proteid matter . . . . .	9.52	8.80	2.68	3.25	2.43	2.29	9.12	20.30	47.81
Soluble albumin (coagulative by heat) . . . . .	0.06	0.68	0.55	0.47	13.98	14.29			
Soluble albumoses . . . . .								5.44	11.09
Peptone . . . . .								1.87	18.34
Total proteid matter available as nutriment . . . . .	0.06	0.68	0.55	0.47	13.98	14.29	9.12	27.61	77.24
Nutritive value as compared with fresh lean beef (lean beef, 100) . . . . .	0.30	3.15	2.80	2.40	72.40	74.00	47.20	143.00	400.00

An examination into the chemie composition of beef preparations has recently been made by Dr. E. L. Whitney, Professor of Physiologic Chemistry in the Baltimore Medical College, and his assistant, Dr. C. A. Clapp. A report of these valuable analyses in advance of their publication has been furnished the authors by Professor Whitney :

<sup>1</sup> *Proceedings of Philadelphia County Medical Society, 1891, p. 150.*



Total solids.	Bovinine.	Armour's soluble beef.	S. & D. tonic beef.	Parke, Davis & Co. nutritive liquid peptone.	Mulford's predigested beef.	Armour's wine of beef peptone.	Pano-pepton.	Hema-peptone.	Valentine's beefjuice.
	Per cent.	Per cent.	Per cent.	Per cent.	Per cent.	Per cent.	Per cent.	Per cent.	Per cent.
Total solids . . . . .	17.230	77.0500	17.4600	17.1700	8.6690	28.4000	16.9300	21.8200	45.7080
Ash . . . . .	1.584	12.8500	1.5100	0.7870	0.2000	0.1100	1.1950	0.4850	10.9400
Alcohol . . . . .	8.000	Absent	16.0000	26.0000	21.5800	22.7000	20.0000	9.5000	Trace
Nitrogen of coagulable protein . .	1.869								
Nitrogen of primary albumoses . .	Trace	Trace	Trace	Trace	Trace	Trace	0.2758	0.1796	0.0851
Nitrogen of secondary albumoses .	Trace	2.6340	0.1093	0.0425	0.0851	0.0358	0.2394	0.1340	0.1848
Nitrogen of peptone and bases . .	. . .	4.5020	0.4345	0.1091	0.4443	0.1098	0.1932	0.4760	0.6023
Nitrogen of phosphotungstic acid filtrate . . . . .	0.268	1.1550	0.2150	0.2258	0.1383	Trace	0.3066	0.1333	1.9184
Total nitrogen . . . . .	2.137	9.3010	0.7588	0.3775	0.6677	0.1456	1.0150	1.2936	3.5959
Water . . . . .	. . . . .	22.9500	. . . . .	. . . . .	. . . . .	. . . . .	. . . . .	. . . . .	. . . . .
Nitrogen of globin . . . . .	. . . . .	0.9847	. . . . .	. . . . .	. . . . .	. . . . .	. . . . .	. . . . .	. . . . .
Nitrogen of amido-acids . . . . .	. . . . .	. . . . .	. . . . .	. . . . .	. . . . .	. . . . .	. . . . .	. . . . .	. . . . .
Loosely combined nitrogen of phosphotungstic acid filtrate . .	. . . . .	. . . . .	. . . . .	. . . . .	. . . . .	. . . . .	. . . . .	. . . . .	. . . . .
Sugar . . . . .	Absent	. . . . .	Present	Present	Present	Present	Present	Absent	0.0101



**Veal.**—Veal is tough and indigestible, especially when obtained from animals that are killed too young. It differs considerably in flavor from beef, and contains more gelatin than the latter. As in many persons veal has a tendency to produce indigestion, it is to be avoided in all cases of digestive debility.

**Mutton.**—Mutton is considered more digestible than beef by English writers, probably because in England the average mutton is more tender than that obtained in the United States; the beef, however, is inferior to that raised in this country. Its fiber is finer, but it contains more fat than does beef. Mutton fat contains a larger proportion of glycerids of stearic acid, which makes it more solid and less digestible than the fat of beef.

**Lamb.**—Lamb, when of the right age and tenderness, is as digestible as beef or mutton, but it contains entirely too much fat.

**Venison.**—Unless obtained from young animals, when it is tender, highly flavored, and short-fibered, venison is apt to be difficult of digestion. On account of its stimulating action it should be avoided by dyspeptics and others with weak stomachs.

**Pork.**—Pork is the most indigestible of all meats on account of the large percentage of fat that it contains. This fat consists chiefly of the glycerids of palmitic and oleic acids, and may be present in the proportion of 37 per cent. or more.

**Ham and Bacon.**—Ham and bacon are both more digestible than pork. In some parts of Germany ham plays quite an important part in invalid dietaries, but in England and America it is seldom prescribed. Bacon is used largely as an army ration. When cooked crisp, thin slices of bacon are easily digested.

**Horse Meat.**—Horse meat is not used for food in the United States or in England, but is consumed in large quantities in France and Germany, and to a less extent in some other European countries.

**Rabbit.**—When young, rabbit meat is quite digestible, but it is usually omitted from diet-lists.

**Fowl.**—Chicken is one of the most digestible and agreeable varieties of meats. The meat of young pigeons also is especially digestible; that of ducks and geese contains too much fat.

The flesh of **game** is easily digested, the meat of the breast being best adapted for invalid use.

The following table, taken from Atwater,<sup>1</sup> gives the general composition of the various meats:

Food-materials (as purchased).	Refuse.	Water.	Protein.	Fat.	Carbohy- drates.	Ash.	Fuel- value per pound.
	<i>Per ct.</i>	<i>Per ct.</i>	<i>Per ct.</i>	<i>Per ct.</i>	<i>Per ct.</i>	<i>Per ct.</i>	<i>Calor- ies.</i>
<b>Beef, fresh:</b>							
Chuck ribs . . . . .	16.3	52.6	15.5	15.0	..	0.8	910
Flank . . . . .	10.2	54.0	17.0	19.0	..	0.7	1105
Loin . . . . .	13.3	52.5	16.1	17.5	..	0.9	1025
Porterhouse steak . . . . .	12.7	52.4	19.1	17.9	..	0.8	1100
Sirloin steak . . . . .	12.8	54.0	16.5	16.1	..	0.9	975
Neck . . . . .	27.6	45.9	14.5	11.9	..	0.7	1165
Ribs . . . . .	20.8	43.8	13.9	21.2	..	0.7	1135
Rib rolls . . . . .	..	63.9	19.3	16.7	..	0.9	1055
Round . . . . .	7.2	60.7	19.0	12.8	..	1.0	890
Rump . . . . .	20.7	45.0	13.8	20.2	..	0.7	1090
Shank, fore . . . . .	36.9	42.9	12.8	7.3	..	0.6	545
Shoulder and clod . . . . .	16.4	56.8	16.4	9.8	..	0.9	715
Forequarter . . . . .	18.7	49.1	14.5	17.5	..	0.7	995
Hindquarter . . . . .	15.7	50.4	15.4	18.3	..	0.7	1045
<b>Beef, corned, canned, pickled, and dried:</b>							
Corned beef . . . . .	8.4	49.2	14.3	23.8	..	4.6	1245
Tongue, pickled . . . . .	6.0	58.9	11.9	19.2	..	4.3	1010
Dried, salted, and smoked . . . . .	4.7	53.7	26.4	6.9	..	8.9	790
Canned boiled beef . . . . .	..	51.8	25.5	22.5	..	1.3	1410
Canned corned beef . . . . .	..	51.8	26.3	18.7	..	4.0	1270
<b>Veal:</b>							
Breast . . . . .	21.3	52.0	15.4	11.0	..	0.8	745
Leg . . . . .	14.2	60.1	15.5	7.9	..	0.9	625
Leg cutlets . . . . .	8.4	68.3	20.1	7.5	..	1.0	695
Forequarter . . . . .	24.5	54.2	15.1	6.0	..	0.7	535
Hindquarter . . . . .	20.7	56.2	16.2	6.6	..	0.8	580
<b>Mutton:</b>							
Flank . . . . .	9.9	39.0	13.8	36.9	..	0.6	1770
Leg, hind . . . . .	18.4	51.2	15.1	14.7	..	0.8	890
Loin chops . . . . .	16.0	42.0	13.5	23.3	..	0.7	1415
Forequarter . . . . .	21.2	41.6	12.3	24.5	..	0.7	1235
Hindquarter, without tal- low . . . . .	17.2	45.4	13.8	23.2	..	0.7	1210
<b>Lamb:</b>							
Breast . . . . .	19.1	45.5	15.4	19.1	..	0.8	1075
Leg, hind . . . . .	17.4	52.9	15.9	13.6	..	0.9	860
<b>Pork, fresh:</b>							
Ham . . . . .	10.7	48.0	13.5	25.9	..	0.8	1320
Loin chops . . . . .	19.7	41.8	13.4	24.2	..	0.8	1245
Shoulder . . . . .	12.4	44.9	12.0	29.8	..	0.7	1450
Tenderloin . . . . .	..	66.5	18.9	13.0	..	1.0	895
<b>Pork, salted, cured, and pickled:</b>							
Ham, smoked . . . . .	13.6	34.8	14.2	33.4	..	4.2	1635
Shoulder, smoked . . . . .	18.2	36.8	13.0	26.6	..	5.5	1335
Salt pork . . . . .	..	7.9	1.9	86.2	..	3.9	3555
Bacon, smoked . . . . .	7.7	17.4	9.1	62.2	..	4.1	2715
<b>Sausage:</b>							
Bologna . . . . .	3.3	55.2	18.2	19.7	..	3.8	1155
Pork . . . . .	..	39.8	13.0	44.2	1.1	2.2	2075
Frankfort . . . . .	..	57.2	19.6	18.6	1.1	3.4	1155
<b>Soups:</b>							
Celery, cream of . . . . .	..	88.6	2.1	2.8	5.0	1.5	285
Beef . . . . .	..	92.9	4.4	0.4	1.1	1.2	120
Meat stew . . . . .	..	84.5	4.6	4.3	5.5	1.1	365
Tomato . . . . .	..	90.0	1.8	1.1	5.6	1.5	185
<b>Poultry:</b>							
Chicken, broilers . . . . .	41.6	43.7	12.8	1.4	..	0.7	305
Fowls . . . . .	25.9	47.1	13.7	12.3	..	0.7	765
Goose . . . . .	17.6	38.5	13.4	29.8	..	0.7	1475
Turkey . . . . .	22.7	42.4	16.1	18.4	..	0.8	1060

<sup>1</sup> *Principles of Nutrition*, United States Department of Agriculture, p. 16.



**Animal Viscera.**—Animal viscera are not so nutritious, although some of them are quite as digestible as most meats. Tripe, liver, kidney, and brains are eaten very extensively. The heart is tough, indigestible, and but seldom eaten. The blood of the pig has been made into a form of pudding and is relished by some. Sweetbreads—either the pancreas or the thymus gland of the calf—are easily digested.

The following table, compiled by Hutchison,<sup>1</sup> gives the general composition of animal viscera :

*Composition of Animal Viscera.*

	Water.	Nitrogenous matter.	Fat.	Carbohydrates.	Ash.
Kidney (ox) . . . . .	76.7	16.9	4.8	0.4	1.20
Kidney (sheep) . . . . .	78.7	16.8	3.2	. .	1.30
Liver (ox) . . . . .	71.2	20.7	4.5	1.5	1.60
Liver (sheep) . . . . .	61.2	23.1	9.0	5.0	1.70
Heart (ox) . . . . .	62.6	16.0	20.4	. .	1.00
Heart (sheep) . . . . .	69.5	17.0	12.6	. .	0.90
Lung (ox) . . . . .	79.7	16.1	3.2	. .	1.00
Lung (sheep) . . . . .	75.9	20.2	2.8	. .	1.20
Sweetbreads . . . . .	70.9	16.8	12.1	. .	1.60
Blood . . . . .	80.8	18.1	0.2	. .	0.85
Tripe . . . . .	74.6	16.4	18.5	. .	0.50
Tongue (ox), fresh . . . . .	63.8	17.1	18.1	. .	1.00
Tongue, smoked and salted . . . . .	35.7	24.3	31.6	. .	8.50
Brain . . . . .	80.6	8.8	9.3	. .	1.10

### FISH.

The different kinds of fish vary widely in their nutritive and digestive qualities. For example, the flounder and the oyster are much easier of digestion than those that contain a large amount of fat, like the salmon and the herring. Eels contain the greatest proportion of fat, which may reach 28 per cent. White-fleshed fish, as a rule, contains little fat.

All fish are best in season ; out of season they lose flavor and have a diminished nutritive value, and in some cases develop an offensive odor. These changes are due chiefly to the change in food. Fish are in best condition just before spawning ; after this process they become thin and unfit for food. The flavor of some varieties, such as the ray and the turbot, is improved by keeping.

On account of the rapid changes they undergo by way of decomposition, fish should always be eaten in as fresh a condi-

<sup>1</sup> *Food and Principles of Dietetics*, p. 79.



tion as possible. Various methods have been resorted to with a view to preventing these changes. There are many modern contrivances for preserving fish, and drying, smoking, pickling, salting, and canning are practised on a large scale. These methods all modify the flavor more or less.

There are several varieties of fish that are poisonous. These are, however, confined chiefly to tropical waters. The parasites that may be present in fish are destroyed during the cooking. Ptomain-poisoning is of rather rare occurrence.

The following table, taken from Langworthy,<sup>1</sup> gives the composition of the fish most commonly eaten :

Composition of Fish.

Kind of food-material.	Refuse (bone, skin, etc.).	Salt.	Water.	Protein.	Fat.	Carbo-hydrates.	Mineral matter.	Total nutrients.	Fuel-value per pound.
	Per ct.								
<i>Fresh fish.</i>									
Alewife, whole	49.5	..	37.5	9.7	2.5	..	0.8	13.0	285
Bass, large-mouthed black, dressed	46.7	..	41.9	10.3	0.5	..	0.6	11.4	215
Bass, large-mouthed black, whole	56.0	..	34.6	8.5	0.4	..	0.5	9.4	175
Bass, small-mouthed black, dressed	46.4	..	40.1	11.5	1.3	..	0.7	13.5	270
Bass, small-mouthed black, whole	53.6	..	34.7	10.0	1.1	..	0.6	11.7	230
Bass, sea, dressed	46.8	..	42.2	10.1	0.2	..	0.7	11.0	195
Bass, sea, whole	56.1	..	34.8	8.3	0.2	..	0.6	9.1	160
Bass, striped, dressed	51.2	..	37.4	8.7	2.2	..	0.5	11.4	255
Blackfish, dressed	55.7	..	35.0	8.3	0.5	..	0.5	9.3	175
Bluefish, dressed	48.6	..	40.3	9.8	0.6	..	0.7	11.1	205
Butterfish, dressed	34.6	..	45.8	11.7	7.2	..	0.7	19.6	520
Butterfish, whole	42.8	..	40.1	10.2	6.3	..	0.6	17.1	455
Carp (European analysis)	37.1	..	48.4	12.9	0.7	..	0.9	14.5	270
Cod, dressed	29.9	..	58.5	10.6	0.2	..	0.8	11.6	205
Cod, steaks	9.2	..	72.4	16.9	0.5	..	1.0	18.4	335
Cusk, dressed	40.3	..	49.0	10.1	0.1	..	0.5	10.7	190
Eel, salt-water, dressed	20.2	..	57.2	14.6	7.2	..	0.8	22.6	575
Flounder, common, dressed	57.0	..	35.8	6.3	0.3	..	0.6	7.2	130
Flounder, winter, dressed	56.2	..	37.0	6.1	0.2	..	0.5	6.8	120
Hake, dressed	52.5	..	39.5	7.2	0.3	..	0.5	8.0	145
Haddock, dressed	51.0	..	40.0	8.2	0.2	..	0.6	9.0	160
Hallbut, dressed	17.7	..	61.9	15.1	4.4	..	0.9	20.4	465
Herring, whole	46.0	..	37.3	10.0	5.9	..	0.8	16.7	435
Mackerel, dressed	40.7	..	43.7	11.4	3.5	..	0.7	15.6	360
Mackerel, Spanish, dressed	24.4	..	51.4	15.8	7.2	..	1.2	24.2	595
Mackerel, Spanish, whole	34.6	..	44.5	13.7	6.2	..	1.0	20.9	515
Mullet, dressed	49.0	..	38.2	9.8	2.4	..	0.6	12.8	285
Mullet, whole	57.9	..	31.5	8.1	2.0	..	0.5	10.6	235
Perch, white, dressed	54.6	..	34.4	8.7	1.8	..	0.5	11.0	235
Perch, white, whole	62.5	..	28.4	7.2	1.5	..	0.4	9.1	195
Perch, yellow, dressed	35.1	..	50.7	12.6	0.7	..	0.9	14.2	365
Pickrel, dressed	35.9	..	51.1	11.9	0.2	..	0.9	13.0	290
Pickrel, whole	47.1	..	42.2	9.8	0.2	..	0.7	10.7	190
Pike, dressed	30.5	..	55.4	13.0	0.4	..	0.7	14.1	260
Pike, whole	42.5	..	46.7	10.7	0.3	..	0.6	11.6	210
Pollock, dressed	28.7	..	54.3	15.5	0.6	..	1.1	17.2	315

<sup>1</sup> *Fish as Food*, Farmers' Bulletin No. 85, United States Department of Agriculture, 1898, p. 12.

Kind of food-material.	Refuse (bone, skin, etc.).	Salt.	Water.	Protein.	Fat.	Carbo- hydrates.	Mineral matter.	Total nutrients.	Fuel-value per pound.
	Per ct.	Per ct.	Per ct.	Per ct.	Per ct.	Per ct.	Per ct.	Per ct.	Calor- ies.
<i>Fresh fish.</i>									
Pompano, dressed . . . . .	45.5	..	39.5	10.2	4.3	..	0.5	15.0	370
Porgy, dressed . . . . .	53.7	..	34.6	8.6	2.4	..	0.7	11.7	260
Porgy, whole . . . . .	60.0	..	29.9	7.4	2.1	..	0.6	10.1	225
Red grouper, dressed . . . . .	55.9	..	35.0	8.4	0.2	..	0.5	9.1	165
Red snapper, dressed . . . . .	48.9	..	40.3	9.6	0.6	..	0.6	10.8	205
Salmon, California (sections) . . . . .	5.2	..	60.3	16.5	17.0	..	1.0	34.5	1025
Salmon, Maine, dressed . . . . .	23.8	..	51.2	14.6	9.5	..	0.9	25.0	675
Shad, dressed . . . . .	43.9	..	39.6	10.3	5.4	..	0.8	16.5	420
Shad, whole . . . . .	50.1	..	35.2	9.2	4.8	..	0.7	14.7	375
Shad, roe . . . . .	..	..	71.2	23.4	3.8	..	1.6	28.8	595
Smelt, whole . . . . .	41.9	..	46.1	10.0	1.0	..	1.0	12.0	290
Sturgeon, dressed . . . . .	14.4	..	67.4	15.4	1.6	..	1.2	18.2	355
Tomcod, dressed . . . . .	51.4	..	39.6	8.2	0.3	..	0.5	9.0	165
Tomcod, whole . . . . .	59.9	..	32.7	6.8	0.2	..	0.4	7.4	135
Trout, brook, dressed . . . . .	37.9	..	48.4	11.7	1.3	..	0.7	13.7	275
Trout, brook, whole . . . . .	48.1	..	40.4	9.8	1.1	..	0.6	11.5	290
Trout, lake, dressed . . . . .	35.2	..	45.0	12.4	6.6	..	0.8	19.8	510
Turbot, dressed . . . . .	39.5	..	43.1	7.9	8.7	..	0.8	17.4	515
Turbot, whole . . . . .	47.7	..	37.3	6.8	7.5	..	0.7	15.0	440
Weakfish, dressed . . . . .	41.7	..	46.1	10.2	1.3	..	0.7	12.2	245
Weakfish, whole . . . . .	51.9	..	38.0	8.4	1.1	..	0.6	10.1	200
Whitefish, dressed . . . . .	43.6	..	39.4	12.5	3.6	..	0.9	17.0	385
Whitefish, whole . . . . .	53.5	..	32.5	10.3	3.0	..	0.7	14.0	320
General average of fresh fish as sold . . . . .	42.0	..	44.0	10.5	2.5	..	1.0	14.0	300
<i>Preserved fish.</i>									
Mackerel, "No. 1," salted . . . . .	33.3	7.1	28.1	14.7	15.1	..	1.7	31.5	910
Cod, salted and dried . . . . .	24.9	17.2	40.3	16.0	0.4	..	1.2	17.6	315
Cod, "boneless codfish," salt- ed and dried . . . . .	..	21.5	54.4	22.1	0.3	..	1.7	24.1	425
Caviare . . . . .	..	..	38.1	30.0	19.7	7.6	4.6	60.9	1530
Herring, salted, smoked, and dried . . . . .	44.4	6.5	19.2	20.2	8.8	..	0.9	29.9	45
Haddock, "findon haddock," salted, smoked and dried . . . . .	32.2	1.4	49.2	16.1	0.1	..	1.0	17.2	305
Halibut, salted, smoked, and dried . . . . .	6.9	12.1	46.0	19.1	14.0	..	1.9	35.0	945
Sardines, canned . . . . .	5.0	..	53.6	24.0	12.1	..	5.3	41.4	955
Salmon, canned . . . . .	3.9	1.0	59.3	19.3	15.3	..	1.2	35.8	1005
Mackerel, canned . . . . .	..	1.9	68.2	19.9	8.7	..	1.3	29.9	735
Mackerel, salt, canned . . . . .	19.7	8.3	34.8	13.8	21.3	..	2.1	37.2	1155
Tunny (horse-mackerel), canned . . . . .	..	..	72.7	21.5	4.1	..	1.7	27.3	575
Haddock, smoked, canned . . . . .	..	5.6	68.7	21.8	2.3	..	1.6	25.7	505

**Crustaceans.**—The most popular of the crustaceans are the crab and the lobster. They are highly nutritious, but at the same time highly indigestible. In some persons the crab and the lobster are especially apt to bring on nausea, vomiting, and other and more distressing conditions.

**Shellfish.**—Oysters, clams, and mussels are the forms of shellfish chiefly eaten. Oysters, when eaten fresh and raw, constitute the most digestible animal food, but when cooked, their digestive value is much lowered. The soft part is proportionately larger and more nutritious than the corresponding portion of the clam. The hard or muscular portion is tough



and rather indigestible, and is best omitted from invalid diets. Oysters should never be fried for the sick. It may be well here to call attention to the practice of "fattening" oysters for the market; this is done by placing them in either fresh or salt water for a definite length of time, which gives them a fresh and plump appearance. If the water used for this purpose contains sewage, contamination is sure to follow. Oysters have in many cases been the carriers of typhoid fever, and many persons have been infected in this way.

Clams are a popular article of diet, and are as agreeable to most palates as oysters. Mussels are consumed chiefly by the poorer classes in the seaport towns of England.

Langworthy<sup>1</sup> gives the following table of the average composition of mollusks, crustaceans, etc.:

*Composition of Mollusks, Crustaceans, etc.*

Kind of food-material.	Refuse (bone, skin, etc.).	Salt	Water.	Protein.	Fat.	Carbohydrates.	Mineral matter.	Total nutrients.	Fuel-value per pound.
	Per ct.	Per ct.	Per ct.	Per ct.	Per ct.	Per ct.	Per ct.	Per ct.	Calories.
<i>Mollusks.</i>									
Oysters, solid . . . . .	..	..	88.3	6.1	1.4	3.3	0.9	11.7	235
Oysters, in shell . . . . .	82.3	..	15.4	1.1	0.2	0.6	0.4	2.3	40
Oysters, canned . . . . .	..	..	85.3	7.4	2.1	3.9	1.3	14.7	300
Scallops . . . . .	..	..	80.3	14.7	0.2	3.4	1.4	19.7	345
Long clams, in shell . . . . .	43.6	..	48.4	4.8	0.6	1.1	1.5	8.0	135
Long clams, canned . . . . .	..	..	84.5	9.0	1.3	2.9	2.3	15.5	275
Round clams, removed from shell . . . . .	..	..	80.8	10.6	1.1	5.1	2.3	19.2	340
Round clams, in shell . . . . .	68.3	..	27.3	2.1	0.1	1.3	0.9	4.4	65
Round clams, canned . . . . .	..	..	83.0	10.4	0.8	3.0	2.8	17.0	285
Mussels . . . . .	49.3	..	42.7	4.4	0.5	2.1	1.0	8.0	140
General average of mollusks (exclusive of canned) . . . . .	60.2	..	34.0	3.2	0.4	1.3	0.9	5.8	100
<i>Crustaceans.</i>									
Lobster, in shell . . . . .	62.1	..	31.1	5.5	0.7	..	0.6	6.8	130
Lobster, canned . . . . .	..	..	77.8	18.1	1.1	0.6	2.4	22.2	395
Crawfish, in shell . . . . .	87.7	..	10.0	2.0	0.1	0.1	0.1	2.3	45
Crab, in shell . . . . .	55.8	..	34.1	7.3	0.9	0.5	1.4	10.1	185
Crab, canned . . . . .	..	..	80.0	15.8	1.5	0.8	1.9	20.0	370
Shrimp, canned . . . . .	..	..	70.8	25.4	1.0	0.2	2.6	29.2	520
General average of crustaceans (exclusive of canned) . . . . .	73.7	..	20.9	4.3	0.4	0.2	0.5	5.4	100
<i>Terrapin, turtle, etc.</i>									
Terrapin, in shell . . . . .	79.0	..	15.6	4.5	0.7	..	0.2	5.4	115
Green turtle, in shell . . . . .	76.0	..	19.1	4.5	0.1	..	0.3	4.9	90
Average of turtle and terrapin . . . . .	77.5	..	17.4	4.2	0.7	..	0.2	5.1	105
Frogs' legs . . . . .	32.0	..	57.0	10.2	0.1	..	0.7	11.0	210
General average of fish, mollusks, crustaceans, etc. . . . .	44.0	..	42.5	10.0	2.5	0.1	0.9	13.5	295

<sup>1</sup> *Fish as Food*, Farmers' Bulletin No. 85, United States Department of Agriculture, 1898, p. 13.



## VEGETABLE FOODS.

Vegetable foods differ from animal foods especially in that they contain a large proportion of starch and sugar and comparatively a small amount of protein. Yeo<sup>1</sup> gives the following table to show the difference between vegetable and animal foods in this regard :

	Nitrogenous constituents.	Fat.	Carbohydrates.	Salts.
	<i>Per cent.</i>	<i>Per cent.</i>	<i>Per cent.</i>	<i>Per cent.</i>
Fat beef . . . . .	51.4	45.6	. .	3.0
Lean beef . . . . .	89.4	5.5	. .	5.1
Pea-flour . . . . .	27.3	0.8	68.9	3.0
Wheat . . . . .	16.6	0.9	81.9	0.6
Rice . . . . .	7.7	0.4	91.2	0.7

Vegetables do, however, contain a certain amount of proteins and fats ; some are rich in proteins, others in fats.

**Carbohydrates of Vegetables.**—These are starches and sugars. Starch is found in all plants, and is converted into dextrin by means of dry heat or by cooking. The starch-granules in vegetables are held together by a cellulose framework. Cellulose is a carbohydrate, but is very insoluble ; it can be utilized as a food only when young ; when old, it is resistant and can not be digested, and hinders digestion of the starches enveloped by it. Besides the starch and cellulose, another form of carbohydrate, known as pectin, is present in some vegetable foods. When fruit is cooked, this pectin gelatinizes, and the jelly when digested is converted into a certain form of sugar. Sugars are also important carbohydrates found in vegetables. (The reader is referred to p. 103 for a detailed description of sugars.)

**Protein in Vegetables.**—These proteins belong mainly to the globulins, but in addition vegetables contain a large number of nitrogenous substances that are not proteins. Among the various proteins in vegetables are gluten, as found especially in flour, legumen found in the legumes, and vegetable protein found in vegetable juices.

**Extractives in Vegetables.**—There is a considerable amount of extractive matter in certain vegetables, such as asparagus, which is not utilized in the body.

<sup>1</sup> *Food in Health and Disease*, p. 66.

**Fats in Vegetables.**—The fats in vegetables are chiefly in the form of oils. In addition, vegetables contain a considerable amount of **water** and **salt**. The amount of water varies between 70 and 90 per cent. The main mineral constituents are the salts of potassium and sodium united with organic acids.

**Digestibility of Vegetables.**—The digestion of vegetables takes place mainly in the intestine. Owing to the greater bulk of vegetable food and to the cellulose that surrounds vegetable cells and thus prevents the ready access of the digestive juices, vegetable food is not so easily digested as animal food. (For an account of the absorbability of vegetable foods the reader is referred to p. 45.) For convenience of description the following classification of vegetable foods has been adopted :

- |                      |             |
|----------------------|-------------|
| 1. Cereals.          | 5. Fruits.  |
| 2. Legumes.          | 6. Nuts.    |
| 3. Roots and tubers. | 7. Fungi.   |
| 4. Green vegetables. | 8. Lichens. |

#### CEREALS.

Cereals are the most important food-products derived from the vegetable kingdom. Of this class of foods those in commonest use are wheat, corn, rye, oats, barley, rice, and buckwheat. The cereals are eaten chiefly after having been ground into flour or meal. Flour is most commonly made from wheat and rye, whereas corn and oats are the chief sources of meal. Corn is also eaten in large quantities whole, and barley and rice are also eaten in this way. The following table<sup>1</sup> gives the chemie composition of the most common cereals :

	Water.	Protein.	Fat.	Carbohydrates.		Ash.
				Starch, etc.	Crude fiber.	
	<i>Per cent.</i>	<i>Per cent.</i>	<i>Per cent.</i>	<i>Per cent.</i>	<i>Per cent.</i>	<i>Per cent.</i>
Barley . . . . .	10.9	12.4	1.8	69.8	2.7	2.4
Buckwheat . . . . .	12.6	10.0	2.2	64.5	8.7	2.0
Corn (maize) . . . . .	9.3	9.9	2.8	74.9	1.4	1.5
Kafir corn . . . . .	16.8	6.6	3.8	69.5	1.1	2.2
Oats . . . . .	11.0	11.8	5.0	59.7	9.5	3.0
Rice . . . . .	12.4	7.4	0.4	79.2	0.2	0.4
Rye . . . . .	11.6	10.6	1.7	72.0	1.7	1.9
Wheat:						
Spring varieties . . . . .	10.4	12.5	2.2	71.2	1.8	1.9
Winter varieties . . . . .	10.5	11.8	2.1	72.0	1.8	1.8

<sup>1</sup> United States Department of Agriculture, Office of Experiment Station, Bulletin No. 11, pp. 16 and 17, and Bulletin No. 28 (Revised Edition), p. 56.



**Wheat** is the most important source of flour, owing to the fact that it can be raised in any temperate climate and yields the best flour at the least expense. It is rich in solids and contains little water. The wheat-grain is covered by six layers, which form the bran. Of these six, the three outermost coats form the skin, and the remaining three layers the envelop of the grain. The outermost layer is called the testa; the innermost, or cereal layer, takes its name from the cerealine which it contains. Within the cerealine layer, and adjacent to the embryo, lies the endosperm, which contains the starch. The embryo lies at the lower end of the grain. The five outer layers are composed chiefly of cellulose. The cereal layer is the richest in nitrogenous substances. The endosperm contains a large amount of starch, a nitrogenous substance called gluten, some sugar, and the cellulose of its cell-wall.

**Flour** is made by grinding the grain of the various cereals. Although flour is made chiefly from wheat and rye; barley, oats, maize, etc., are also manufactured into flour.

**Bread** is made by adding to flour a definite proportion of water, a little salt, and the leavening agent. The mixture or dough is then kneaded, either with the hands or, better, with a spoon. In the large modern bakeries the kneading is done entirely by machinery. After this the dough is set aside for a number of hours, during which time fermentation takes place. It is then molded into loaves and baked. The leavening is dependent upon the action of the yeast on the starch, some of which it converts into sugar, and then into alcohol and carbon dioxide gas. The gas causes bubbles to appear throughout the dough, and renders it light and spongy. During the baking process the yeast germs are killed and the alcohol and carbonic acid gas are driven off. Hot or fresh bread, when masticated, forms a tenacious, doughy mass, and hence is not so digestible as stale bread, or bread that has been allowed to dry slightly, for the latter will crumble into fine particles and so is more thoroughly mixed with the gastric juice. Toasting bread makes it more digestible. A slice of bread remains in the stomach about two and one-half hours.

Next to wheat bread, which thus far has alone been mentioned, rye bread is the most important of the breadstuffs. While it is not so digestible for invalids as wheat bread, it is more laxative and keeps fresh longer than wheat bread. Wheat and rye flour are often mixed in bread-making.

Pumpernickel is a whole-rye bread made by the Germans.



It is slightly laxative. Gluten bread is made from gluten flour, and is used chiefly by diabetics. The best bread contains from 40 to 50 per cent. of gluten. Biscuits, pastries, and puddings are made by adding to the flour varying quantities of eggs, sugar, milk, butter, fruit, flavoring extracts, etc. They vary widely in richness and digestibility, and are to be avoided by persons with weak digestion.

**Buckwheat flour** is often made into batter-cakes in the United States, but in some parts of Russia buckwheat porridge forms the principal cereal food. Bread made from buckwheat crumbles and does not keep well.

**Millet** is largely used in India, China, and Russia.

**Sorghum** is occasionally made into bread, but in America it is grown usually for the molasses and syrup that may be obtained from it.

**Rice** constitutes the staple food of many of the peoples of the Orient. It is grown chiefly in Asia, but is also raised in some parts of Europe. In the United States rice culture is confined chiefly to South Carolina. Rice contains a large proportion of starch in very digestible form, but it is comparatively poor in other constituents.

**Barley bread** was used for food by the early Greeks and Romans, who also used barley meal to a large extent in the training of their athletes. Since the introduction of potatoes as food, and with the cheapening of wheat flour, barley bread has gradually fallen into disuse. Barley-water is used as a beverage for invalids and infants.

**Oats** contain liberal proportions of fat, protein, and salts, a large amount of starch, and considerable indigestible cellulose.

**Oatmeal** is used to the best advantage in making porridge; owing to its lack of gluten it makes only the poorest kind of bread. What is known as Scotch groats is prepared by freeing the grain from its outer husk. Oatmeal porridge is said to act as a mild laxative in some persons, and to excite dyspeptic symptoms in others.

#### LEGUMES.

Of the legumes, the pea and the bean are the most important food-products. In the middle and northern parts of Europe the pea is the most popular legume, while in the Mediterranean countries the bean predominates. In America peas and beans are extensively raised. The peanut is an American favorite, but the lentil is eaten only to a very small extent.

The legumes contain a liberal proportion of protein (legumen), carbohydrates, and a little fat, besides a large amount of water. Although legumes contain a proportion of protein in excess of that of meat, a large amount of fat, and considerable starch, they are less easily digested than animal foods. As pointed out by Abel,<sup>1</sup> this is due to three reasons :

“(1) As generally prepared and used, the nutrients of vegetable foods are inclosed in cells composed of cellulose or woody fiber, which is more or less hard and greatly interferes with their absorption.

“(2) Vegetable food is prone to fermentation in the intestine, thus increasing the peristaltic movements, and, if large amounts are eaten, hastening the food onward before there has been sufficient time for the absorption of its contained nutrients.

“(3) The cellulose present acts as a local irritant and produces the same effect.”

Legumes are apt to produce fermentation, and in this way occasion flatulence and gastro-intestinal distress. The digestibility of the legumes depends largely upon the manner in which they are prepared and the amount that is eaten. A large portion of the legumes ordinarily eaten is imperfectly absorbed by the intestine. Strümpell<sup>2</sup> has shown that about 40 per cent. of the contained protein in cooked beans is left unabsorbed, the beans being eaten with the skins ; and that with a flour made from lentils only 8.2 per cent. of the original amount of protein is left unabsorbed ; so that when eaten simply cooked, a much larger proportion remains unabsorbed than when finely divided into a powder.

**Beans** form one of the oldest forms of vegetable foods, having been cultivated by the ancient Greeks, Romans, and Egyptians. The numerous varieties used for food have all been improved by cultural methods. The Windsor bean, the one which was first cultivated, is still grown in Europe, but does not thrive well in America. The kidney bean, the most important species, is easily cultivated, growing rapidly and seeding early. The Lima bean is a great favorite, especially in America. It is a short flat bean, somewhat like the kidney in shape. This variety is a climber, although bush Limas have been developed by cultural methods.

There are several varieties of **peas**, the most important being the field and the garden pea. The former is generally used for

<sup>1</sup> Farmers' Bulletin No. 121, United States Department of Agriculture, 1900, p. 18.

<sup>2</sup> Strümpell, *Deutsch. Arch. f. klin. Med.*, vol. xvii., p. 108.



fodder; but one variety, the Canadian field pea, is grown for table use. There are many varieties of the garden pea. The shelling peas, the kind in most common use in America, and the sugar pea are the most important varieties.

The **lentil**, as has been stated, is but little used in the United States. The chief supply of lentils comes from Egypt, very few being grown in Europe. They form a highly nutritious food, but the flavor is disagreeable to many persons, and they are said to produce indigestion in some instances.

The **peanut**, although peculiar in its growth, is a legume as well as the pea and bean. It differs chemically from the other legumes in that it contains a large amount of fat.

Composition of Fresh and Dried Legumes compared with that of other Foods.—(Abel.<sup>1</sup>)

Material.	Water.	Protein.	Fat.	Carbo- hydrates.	Ash.	Fuel- value per pound.
	Per ct.	Per ct.	Per ct.	Per ct.	Per ct.	Calories.
Fresh legumes:						
String-beans . . . . .	89.2	2.3	0.3	7.4	0.8	195
Whole pods of <i>Lotichos sesquipedalis</i> . . . . .	71.9	4.5	0.5	13.9	1.2	365
Sugar peas or string-peas . . . . .	81.8	3.4	0.4	13.7	0.7	335
Shelled kidney beans . . . . .	58.9	9.4	0.6	29.1	2.0	740
Shelled Lima beans . . . . .	68.5	7.1	0.7	22.0	1.7	570
Shelled peas . . . . .	74.6	7.0	0.5	16.9	1.0	465
Shelled cowpeas . . . . .	65.9	9.4	0.6	22.7	1.4	620
Canned string-beans . . . . .	93.7	1.1	0.1	3.8	1.3	95
Canned Lima beans . . . . .	79.5	4.0	0.3	14.6	1.6	360
Canned kidney beans . . . . .	72.7	7.0	0.2	18.5	1.6	480
Canned peas . . . . .	85.3	3.6	0.2	9.8	1.1	255
Canned baked beans . . . . .	68.9	6.9	2.5	19.6	2.1	600
Peanut butter . . . . .	2.1	29.3	46.5	17.1	5.0	2825
Dried legumes:						
Lima beans . . . . .	10.4	18.1	1.5	65.9	4.1	1625
Navy beans . . . . .	12.6	22.5	1.8	59.6	3.5	1605
Frijoles . . . . .	7.5	21.9	1.3	65.1	4.2	1695
Lentils . . . . .	8.4	25.7	1.0	59.2	5.7	1620
Dried peas . . . . .	9.5	24.6	1.0	62.0	2.9	1655
Cowpeas . . . . .	13.0	21.4	1.4	60.8	3.4	1590
Soy beans . . . . .	10.8	34.0	16.8	33.7	4.7	1970
Chick-pea <i>a</i> . . . . .	14.8	12.4	6.7	63.3	2.8	1690
Peanuts . . . . .	9.2	25.8	38.6	24.4	2.0	2560
St. John's bread (carob bean) <i>a</i> . . . . .	15.0	5.9	1.3	75.3	2.5	1565
Potatoes . . . . .	78.3	2.2	0.1	18.4	1.0	385
Cabbage . . . . .	91.5	1.6	0.3	5.6	1.0	145
Tomatoes . . . . .	94.3	0.9	0.4	3.9	0.5	105
Rolled oats . . . . .	7.7	16.7	7.3	66.2	2.1	1850
Wheat breakfast foods . . . . .	9.6	12.1	1.8	75.2	1.3	1700
Spring-wheat flour . . . . .	12.3	11.7	1.1	74.5	0.4	1650
Winter-wheat flour . . . . .	11.9	10.7	1.0	75.8	0.6	1650
Lean beef . . . . .	70.0	21.3	7.9	..	1.1	730
Dried beef . . . . .	54.3	30.0	6.5	0.4	9.1	840
Milk . . . . .	87.0	3.3	4.4	5.0	0.7	325
Cheese . . . . .	34.2	25.9	33.7	2.4	3.8	9150
Eggs . . . . .	73.7	14.8	10.5	..	1.0	720

*a* European analysis.

<sup>1</sup> Farmers' Bulletin No. 121, United States Department of Agriculture, 1900, p. 17.



## ROOTS AND TUBERS.

Roots and tubers constitute another class of vegetable foods that are of great importance. They contain both starch and sugar, and to these constituents is due their chief value as a food. On account of the small proportion of protein and the large amount of water they contain, they are inferior in nutritive value to both legumes and cereals.

The **potato** is, for several reasons, the most important member of the group. It is a tuber or thickened underground stem of *Solanum tuberosum*. It grows equally well in a variety of soils, and when properly cooked is easily digested. When cooked in water, the salts pass into the water, but when cooked in their skins this loss is largely prevented. By baking or roasting the salts are best retained and the potato rendered most easily digestible.

The **sweet potato** contains more water and sugar but less starch than the white potato. When boiled, it usually becomes mealy, but is often converted into a stringy, sodden mass that is difficult of digestion.

The **yam** is a tuber somewhat resembling the potato. It is grown and eaten chiefly in the tropics, but also in some parts of Europe.

The **Jerusalem artichoke** is commonly used in England. It is sweet and watery, contains little starch, is only slightly nutritive, but quite easily digestible.

The **beet** contains a very large percentage of starch and sugar. It is raised extensively for the sugar industry, and is also largely employed for making salads to lend variety to the diet.

**Carrots**, when young and tender, form a very nutritious food, and are greatly relished by many persons. They contain from 85 to 90 per cent. of water.

**Parsnips** when boiled long enough form a good food; like carrots, they contain a large proportion of water and a considerable amount of sugar.

**Turnips** have very slight nutritive value, but are, nevertheless, very popular as a vegetable. They have a tendency to cause flatulence.

**Radishes** are used chiefly to give a relish to the food. They contain little starch and a large percentage of water.

The following table, taken from Atwater,<sup>1</sup> gives the average composition of the common roots and tubers:

<sup>1</sup> *Principles of Nutrition and Nutritive Value of Foods*, Farmers' Bulletin, No. 142, 1902, p. 17.

Food-materials.	Refuse.	Water.	Protein.	Fat.	Carbo- hydrates.	Ash.	Fuel- value per pound.
	Per ct.	Per ct.	Per ct.	Per ct.	Per ct.	Per ct.	Calories.
Potatoes . . . . .	20	62.6	1.8	0.1	14.7	0.8	295
Sweet potatoes . . . . .	20	55.2	1.4	0.6	21.9	0.9	440
Beets . . . . .	20	70.0	1.3	0.1	7.7	0.9	160
Parsnips . . . . .	20	66.4	1.3	0.4	10.8	1.1	230
Turnips . . . . .	30	62.7	0.9	0.1	5.7	0.6	120

### GREEN VEGETABLES.

The green vegetables are valuable not only on account of the amount of nutriment present in them, but for the variety and relish they give to the diet. They contain a large amount of salts and have valuable antiscorbutic properties.

Bryant and Milner, in a very careful series of experiments,<sup>1</sup> have arrived at the following conclusions concerning the digestibility of certain vegetables:

"So far as sources of protein or fat are concerned, the vegetables (potatoes, cabbage, and beets) included in these studies may be considered as of little value. They do, however, contain carbohydrates which are well digested and absorbed; and they may therefore be considered as of value as sources of energy, a large proportion of which appears to be available to the body. The chief value of many vegetables, however, is, perhaps, aside from the nutriment or energy they furnish; they add a pleasing variety and palatability to the diet, supply organic acids and mineral salts, and give the food a bulkiness that seems to be of importance in its mechanical action in maintaining a healthy activity of the alimentary tract. Possibly the result of these conditions is a favorable influence upon the digestion of other food eaten with the vegetable."

**Cabbages** contain a considerable quantity of sulphur, and on this account are apt to cause flatulence; where digestion is good, however, they are considered a wholesome form of food. *Sauerkraut* is cabbage prepared by placing salt between layers of shredded cabbage leaves and then subjecting the mass to pressure. This presses out the juice, after which acid fermentation sets in. Owing to the fermentation it produces sauerkraut is considered indigestible.

**Cauliflower** is the most digestible member of the cabbage family. It may be eaten either as a salad or boiled and served with a milk-sauce.

<sup>1</sup> *American Journal of Physiology*, 1903, vol. x., No. 2, p. 81.



**Spinach** is a popular form of vegetable and is used to a great extent. It is valuable chiefly for its laxative effect.

**Lettuce** is the most important representative of a group of vegetables usually eaten raw. It is made into salad and dressed with vinegar. The various cresses also belong to this class.

**Sorrel** is eaten chiefly in Europe. It has a peculiar acid taste, due to acid oxalates, on account of the presence of which it is to be avoided by those subject to gout or rheumatism.

**Celery**, which is usually eaten raw, is stringy and has scarcely any nutritive value. Cooked in milk it forms a wholesome and digestible article of food.

**Tomatoes** are eaten both raw and cooked, and are refreshing, generally liked, and easily digested. They are used to flavor broths and are valuable for canning purposes, inasmuch as they retain their flavor better than most vegetables.

The **eggplant**, a close relative of the tomato, is less digestible, especially when fried, than the latter.

**Cucumbers** are eaten raw, and when young are often pickled in vinegar. They are very indigestible.

**Asparagus** is highly esteemed for its delicate flavor. It is easily digested, even by invalids. It has a slightly diuretic action, and imparts a most offensive odor to the urine, which persists for from twelve to twenty-four hours.

**Rhubarb**, when thoroughly cooked, is quite digestible and acts as a laxative.

**Pumpkins** are used largely in the making of pies, etc., but they have no special food-value.

**Squash**, when young, is quite digestible.

**Onions, garlic, etc.**, are used both as vegetables and as condiments. While onions are used largely for flavoring meat-stews, salads, and the like, they are also eaten for their mildly laxative properties.

The following table, taken from Hutchison (p. 239), gives the composition of the various vegetables :



	Water.	Nitro- genous matter.	Fat.	Carbo- hydrates.	Mineral matter.	Cellu- lose.	Fuel- value per pound.
	<i>Per ct.</i>	<i>Per ct.</i>	<i>Per ct.</i>	<i>Per ct.</i>	<i>Per ct.</i>	<i>Per ct.</i>	<i>Calories.</i>
Cabbage . . . . .	89.6	1.80	0.40	5.8	1.30	1.10	165
Cabbage, cooked . . . . .	97.4	0.60	0.10	0.4	0.13	1.30	165
Cauliflower . . . . .	90.7	2.20	0.40	4.7	0.80	1.20	175
Sea-kale . . . . .	93.3	1.40	0.40	3.8	0.60	0.90	175
Sea-kale, cooked . . . . .	97.9	0.40	0.07	0.3	0.20	1.10	175
Spinach . . . . .	90.6	2.50	0.50	3.8	1.70	0.90	120
Vegetable marrow . . . . .	94.8	0.06	0.20	2.6	0.50	1.30	120
Vegetable marrow, cooked	99.2	0.09	0.04	0.2	0.05	0.37	120
Brussels sprouts . . . . .	93.7	1.50	0.10	3.4	1.30	0.37	95
Tomatoes . . . . .	91.9	1.30	0.20	5.0	0.70	1.10	105
Tomatoes, cooked . . . . .	94.0	1.00	0.20	0.1	0.70	1.50	105
Greens . . . . .	82.9	3.80	0.90	8.9	3.50	1.50	275
Lettuce . . . . .	94.1	1.40	0.40	2.6	1.00	0.50	105
Lettuce, cooked . . . . .	97.2	0.50	0.16	0.5	0.40	0.90	105
Leeks . . . . .	91.8	1.20	0.50	5.8	0.70	0.90	150
Celery . . . . .	93.4	1.40	0.10	3.3	0.90	0.90	85
Celery, cooked . . . . .	97.0	0.30	0.06	0.8	0.50	1.00	85
Turnip cabbage . . . . .	87.1	2.60	0.20	7.1	1.50	1.30	145
Rhubarb . . . . .	94.6	0.70	0.70	2.3	0.60	1.10	105
Macedoine (tinned) . . . . .	93.1	1.40	0.70	4.5	1.00	1.10	110
Water-cress . . . . .	93.1	0.70	0.50	3.7	1.30	0.10	110
Cucumber . . . . .	95.9	0.80	0.10	2.1	0.40	0.50	70
Cucumber, cooked . . . . .	97.4	0.50	0.02	0.7	0.20	0.90	70
Asparagus . . . . .	91.7	2.20	0.20	2.9	0.90	2.10	110
Salsify, cooked . . . . .	87.2	1.20	0.08	9.0	0.30	2.20	110
Endive . . . . .	94.0	1.00	0.08	3.0	0.80	0.60	110
Savoy . . . . .	87.0	3.30	0.70	6.0	1.60	1.20	110
Red cabbage . . . . .	90.0	1.80	0.19	5.8	0.70	1.20	110
Sauerkraut . . . . .	91.0	1.40	0.70	2.9	1.70	0.90	110

**Vegetarianism.**—It will not be out of place here to point out the disadvantages of an exclusive vegetable diet. Vegetarians are those who subsist almost entirely upon vegetables, cereals, fruits, and nuts; exceptionally milk and eggs are added to their diet-list.

It is quite possible, by the eating of vegetables alone, to supply all the food constituents—carbohydrates, fats, and proteins—that are required by the body. Proteins are obtained partly from vegetables, milk, and eggs; those derived from vegetables, however, are digested with much more difficulty and absorbed to a much slighter degree than those derived from animal food. Persons subsisting on a purely vegetable diet for any great length of time are apt to lose strength, as well as physical and mental vigor and endurance. Laborers are unable to perform the same amount of work they could

accomplish on a diet containing animal food. While vegetables contain large proportions of proteins, in order to supply them in sufficient amount very large quantities must be eaten. This overfeeding is apt in many instances to produce digestive disturbances, particularly in those suffering from gastro-intestinal disorders. A purely vegetable diet, if persisted in, is also said<sup>1</sup> to lessen the power of resisting disease.<sup>2</sup>

## FRUITS AND NUTS.

### FRUITS.

Fruits are of little value as nutriment, and are useful mainly to give variety to the diet. They are used extensively as flavoring agents. The chief nutritive constituent of fruits is sugar, and they also contain a small amount of nitrogenous matters, cellulose, starches, organic acids, and a vegetable jelly called pectin, which causes fruit to gelatinize when boiled. The sugar present in fruit is mainly fruit-sugar, or levulose, but some fruits contain, in addition, considerable cane-sugar. In general, fruits contain a large amount of water, but less earthy salts than other foods. The mineral elements of fruit consist of potash, united with tartaric, citric, and malic acid. To these salts is due the antiscorbutic property of fruit. In addition to this property fruits also act as diuretics, laxatives, and cathartics. The flavor and odor of fruits are due to the presence of essential oils and compound ethers.

The digestibility of fruits varies with the kind of fruit eaten and its mode of preparation; stewed fruits are more easily digestible than raw fruits. Among the more easily digestible fruits are oranges, lemons, grapes, and peaches; raw apples, pears, and bananas are somewhat less digestible.

**Lemons, limes, and shaddocks**, possessing similar properties, are, for descriptive purposes, classed together. They are valuable antiscorbutics, and have an acid, pungent flavor that may be imparted to otherwise tasteless foods. A cooling and refreshing drink may be made from lemon-juice diluted with water and sweetened with a small quantity of sugar.

**Oranges** are used in invalid dietaries, their juice allaying thirst very effectively; it can be borne often by even the most irritable stomach.

<sup>1</sup> Hutchison, *Dietetics*, p. 109.

<sup>2</sup> For a complete discussion of vegetarianism the reader is referred to F. W. Newman's *Essays on Diet*, p. 64, etc.



**Apples** are wholesome, digestible, and slightly laxative. Fresh apples contain approximately 8 per cent. of sugar and 85 per cent. of water, but in drying two-thirds of the water is lost and the sugar is increased to about 45 per cent.

**Pears** are, as a rule, more easily digestible than apples, owing to the fact that their flesh is soft and their skin not so tough.

**Peaches** are wholesome and digestible. They contain less sugar than most fruits.

**Bananas** are the most nutritious of the raw fruits. The many varieties differ in digestibility and in flavor. The ordinary banana, as obtained in the United States, is considered indigestible. The flour which is produced from dried bananas is very easily digestible.

**Grapes** contain a large amount of water and considerable sugar, besides salts of sodium, potassium, magnesium, calcium, and iron. When thoroughly ripe they are very digestible, and form a useful addition to the invalid diet. The habit of swallowing the skins and seeds of grapes is most pernicious, as intestinal irritation is often brought about in this way.

**Raisins** are prepared by drying grapes, the white ones being those most used. They are indigestible unless well cooked; they are usually added to puddings, sweet breads, etc.

**Plums** and **green gages** are quite digestible when fully ripe. They soon overripen, however, and then are as harmful as when unripe.

**Prunes** are dried plums. They contain much sugar and are markedly laxative in their effect.

**Olives** have a bitter taste, and are eaten chiefly as a relish with salads. Their nutritive value is due to the oil they contain.

**Strawberries** are very wholesome unless taken in excess. They are quite rich in salts of sodium, potassium, and calcium, and have mild diuretic and laxative properties.

**Currants, gooseberries, raspberries, huckleberries, mulberries,** and a few other berries contain considerable amounts of free acids. They have slightly laxative properties.

**Melons** contain over 95 per cent. of water and about 5 per cent. of other constituents; they are considered indigestible.

**Figs** and **dates** contain large quantities of sugar. In the eastern part of the United States they are seen only in the dried form, although in California, where they are raised, they may be obtained fresh. The value of the date as a food to the Arab is well known.



The following table, taken from Hutchison (p. 244), gives the composition of the various fruits :

	Water.	Proteid.	Ether extract.	Carbo-hydrates.	Ash.	Cellu-lose.	Acids.
	<i>Per ct.</i>	<i>Per ct.</i>	<i>Per ct.</i>	<i>Per ct.</i>	<i>Per ct.</i>	<i>Per ct.</i>	<i>Per ct.</i>
Apples . . . . .	82.50	0.40	0.5	12.5	0.4	2.7	1.0
Apples, dried . . . . .	36.20	1.40	3.0	49.1	1.8	4.9	3.6
Pears . . . . .	83.90	0.40	0.6	11.5	0.4	3.1	0.1
Apricots . . . . .	85.00	1.10	0.6	12.4	0.5	3.1	1.0
Peaches . . . . .	88.80	0.50	0.2	5.8	0.6	3.4	0.7
Green gages . . . . .	80.80	0.40	0.2	13.4	0.3	4.1	1.0
Plums . . . . .	78.40	1.00	0.2	14.8	0.5	4.3	1.0
Nectarines . . . . .	82.90	0.60	0.2	15.9	0.6	4.3	1.0
Cherries . . . . .	84.00	0.80	0.8	10.0	0.6	3.8	1.0
Gooseberries . . . . .	86.00	0.40	0.8	8.9	0.5	2.7	1.5
Currants . . . . .	85.20	0.40	0.8	7.9	0.5	4.6	1.4
Strawberries . . . . .	89.10	1.00	0.5	6.3	0.7	2.2	1.0
Whortleberries . . . . .	76.30	0.70	3.0	5.8	0.4	12.2	1.6
Blackberries . . . . .	88.90	0.90	2.1	2.3	0.6	5.2	1.6
Raspberries . . . . .	84.40	1.00	2.1	5.2	0.6	7.4	1.4
Cranberries . . . . .	86.50	0.50	0.7	3.9	0.2	6.2	2.2
Mulberries . . . . .	84.70	0.30	0.7	11.4	0.6	0.9	1.8
Grapes . . . . .	79.00	1.00	1.0	15.5	0.5	2.5	0.5
Melons . . . . .	89.80	0.70	0.3	7.6	0.6	1.0	0.5
Watermelons . . . . .	92.90	0.30	0.1	6.5	0.2	1.0	0.5
Bananas . . . . .	74.00	1.50	0.7	22.9	0.9	0.2	0.5
Oranges . . . . .	86.70	0.90	0.6	8.7	0.6	1.5	1.8
Lemons . . . . .	8.93	1.00	0.9	8.3	0.5	1.5	1.8
Lemon-juice . . . . .	9.00	1.00	0.9	2.0	0.4	1.5	7.0
Pineapples . . . . .	8.93	0.04	0.3	9.7	0.3	1.5	7.0
Dates, dried . . . . .	2.08	4.40	2.1	65.7	1.5	5.5	7.0
Figs, dried . . . . .	2.00	5.50	0.9	62.8	2.3	7.3	1.2
Figs, fresh . . . . .	7.91	1.50	0.9	18.8	0.6	7.3	1.2
Prunes, dried . . . . .	2.64	2.40	0.8	66.2	1.5	7.3	2.7
Prunes, fresh . . . . .	8.02	0.80	0.8	18.5	0.5	7.3	2.7
Currants, dry . . . . .	2.79	1.20	3.0	64.0	2.2	1.7	2.7
Raisins . . . . .	1.40	2.50	4.7	74.7	4.1	1.7	2.7

## NUTS.

Nuts contain a large quantity of fat and a somewhat larger proportion of protein. They have but little food-value, and are eaten mainly as a dessert. The average composition of the nuts is :

Water . . . . .	1- 4 per cent.
Protein . . . . .	6-15 "
Fats . . . . .	40-50 "
Carbohydrates . . . . .	6-10 "

Owing to the large amount of cellulose, as well as the large proportion of fat they contain, nuts are not easily digested. The dense cellulose framework which makes nuts so indigesti-

ble can be destroyed by grinding, and thus the nut made more easily digestible; such preparations as Nutrose, Bromose, and Nut-meal, of the Sanitos Nut Food Company, are prepared in this way.

**Almonds** contain much fat, but no starch and very little sugar, and they are, therefore, often utilized as a bread for diabetics.

**Chestnuts** contain a small amount of oil and a large amount of carbohydrates. They are often eaten raw, and are quite indigestible. Properly cooked they are very digestible.

**Walnuts** contain a large proportion of protein and fat, but are quite indigestible; in some individuals they produce a markedly laxative effect.

The **cocoanut** contains a large amount of fat and carbohydrate, but is exceedingly indigestible.

The following table, taken from Bulletin No. 122, United States Department of Agriculture, gives the composition of nuts as compared with that of other food-substances:

	Refuse.	Edible portions.	Composition and fuel-value of the edible portion.					
			Water.	Protein.	Fat.	Carbo-hydrates.	Ash.	Fuel-value per pound.
	<i>Per ct.</i>	<i>Per ct.</i>	<i>Per ct.</i>	<i>Per ct.</i>	<i>Per ct.</i>	<i>Per ct.</i>	<i>Per ct.</i>	<i>Per ct.</i>
Almonds . . . . .	64.8	35.20	4.8	21.0	54.90	17.3	2.0	3030 <sup>1</sup>
Brazil nuts . . . . .	49.6	50.40	5.3	17.0	66.80	7.0	3.9	3329
Filberts . . . . .	52.1	47.90	3.7	15.6	65.30	13.0	2.4	3432
Hickory nuts . . . . .	62.2	37.80	3.7	15.4	67.40	11.4	2.1	3495
Pecans . . . . .	53.2	46.80	3.0	11.0	71.20	13.3	1.5	3633
English walnuts . . . . .	58.0	42.00	2.8	16.7	64.40	14.8	1.3	3305 <sup>1</sup>
Chestnuts, fresh . . . . .	16.0	84.00	45.0	6.2	5.40	42.1	1.3	1125 <sup>1</sup>
Chestnuts, dried . . . . .	24.0	76.00	5.9	10.7	7.00	74.2	2.2	1875 <sup>1</sup>
Acorns . . . . .	35.6	64.40	4.1	8.1	37.40	48.0	2.4	2718
Beechnuts . . . . .	40.8	59.20	4.0	21.9	57.40	13.2	3.5	3263
Butternuts . . . . .	86.4	13.60	4.5	27.9	61.20	3.4	3.0	3371
Walnuts . . . . .	74.1	25.90	2.5	27.6	56.30	11.7	1.9	3105 <sup>1</sup>
Cocoanut . . . . .	48.8	51.20	14.1	5.7	50.60	27.9	1.7	2986
Cocoanut, shredded . . . . .	48.8	100.00	3.5	6.3	57.30	31.6	1.3	3125 <sup>1</sup>
Pistachio kernels . . . . .	48.8	100.00	4.2	22.6	54.50	15.6	3.1	3010 <sup>1</sup>
Pine-nut or <i>Pinon pinus edulis</i> . . . . .	40.6	5.94	3.4	14.6	6.19	17.3	2.8	3364
Peanuts, raw . . . . .	24.5	7.55	9.2	25.8	38.60	24.4	2.0	2560 <sup>1</sup>
Peanuts, roasted . . . . .	32.6	67.40	1.6	30.5	49.20	16.2	2.5	3177
Litchi nuts . . . . .	41.6	58.40	17.9	2.9	0.20	77.5	1.5	1453
Beefsteak . . . . .	12.8	87.20	61.9	18.9	18.50		1.0	1130 <sup>1</sup>
Wheat flour . . . . .	12.8	100.00	12.8	10.8	1.10	74.8	0.5	1640 <sup>1</sup>
Potatoes . . . . .	20.0	80.00	78.3	2.2	0.10	18.4	1.0	385 <sup>1</sup>

<sup>1</sup> These values were calculated; unless otherwise indicated the fuel-values were determined.



## FUNGI, ALGAE, AND LICHENS.

**Fungi.**—The three varieties of fungi usually eaten are the mushroom, truffle, and morel.

**Mushrooms** are prized chiefly for their agreeable taste. They possess some nutritive value, being rich in nitrogenous matter, this material, however, occurring in such form that it is but slightly absorbed. They are apt to produce gastro-intestinal irritation, and disagree with many persons.

The **truffle** grows underground, and is especially sought for on account of its delicate flavor; the black variety is considered the finest.

The **morel** is usually obtained from France. It is sold in the dried state, and is utilized chiefly for seasoning purposes. The following table, by König, gives the composition of the mushroom, truffle, and morel:

	Mushroom.	Truffle.	Morel.
Water . . . . .	91.11	72.80	90.00
Nitrogenous matter . . . . .	2.57	8.91	3.48
Fat . . . . .	0.13	0.62	0.24
Grape-sugar and mannite . . . . .	1.05	. . .	0.72
Other non-nitrogenous substances . . . . .	3.71	7.54	3.95
Woody fiber . . . . .	0.67	7.92	0.67
Ash . . . . .	0.76	2.21	0.94

Many fungi are poisonous, and these are usually distinguished by a disagreeable odor and taste, and other peculiarities in structure, etc. (For an excellent description of the various fungi the reader is referred to Farmers' Bulletin No. 15, United States Department of Agriculture.)

**Algæ.**—The only one of this group that is utilized as food is **Irish moss**. Its most important constituent is lichenin, a mucilage. It is made into a soothing drink for patients suffering from throat irritation.

**Lichens.**—The only important lichen used as a food is **Iceland moss**. It contains two carbohydrates: (1) lichenin, a gelatinous substance; (2) isolichenin, which resembles starch. Iceland moss is utilized as a food in the Arctic regions. It has been made into a bread that has been recommended by Senator for diabetics.

## SUGARS.

Sugars are carbohydrates that contain hydrogen and oxygen in a proportion to form water. Sugar is one of the most valuable and popular forms of food. This popularity is due not only to its nutritive value, but also to its pleasant taste. Ac-



According to Abel,<sup>1</sup> 86 pounds of sugar per capita were consumed in England in 1895 and 64 pounds in the United States in the same year. From 7,000,000 to 8,000,000 tons are consumed annually in the different countries of the world. The principal variety of sugar in use is cane-sugar; besides this, grape-sugar, fruit-sugar, and milk-sugar also enter into the composition of our foods. Sugar is obtained in a fluid state, as in honey, as well as in crystalline form.

Sugar is very fattening and at the same time is also a great source of muscular energy. The negroes working in the sugar plantations in the West Indies show the effect of eating sugar during the harvest season; they chew the sugar-cane constantly, in consequence of which their weight and muscular development increase most remarkably. Sugars and starch are said to be identical in nutritive value, owing to the fact that both must be converted into dextrose before they can be absorbed. Most of the ill effects attributed to the use of sugar are due to the fact that more than one-quarter of a pound is consumed daily (Hutchison); this amount may be taken with impunity by the healthy adult, but if more be taken, it will be excreted rapidly by the kidneys, giving rise to a condition known as temporary or alimentary glycosuria. Hutchison (p. 270) gives the following figures as the maximum amounts of the various sugars necessary to produce alimentary glycosuria:

For lactose . . . . .	120 gm.
“ cane-sugar . . . . .	150-200 “
“ levulose . . . . .	200 “
“ dextrose . . . . .	200-250 “

Sugar can be absorbed only as dextrose and as levulose, all varieties of sugar being converted into these forms before they are absorbed. In strong solution sugar irritates the mucous membrane of the stomach, and is apt to undergo fermentation and thus produce gastro-intestinal distress. Robertson<sup>2</sup> gives the following table, arranged according to the rapidity with which sugars are apt to ferment:

Lactic.	Butyric.	Alcoholic.
Levulose (most fermentable).	Levulose (most fermentable).	Maltose (most fermentable).
Lactose.	Maltose.	Invert-sugar.
Dextrose.	Dextrose.	Cane-sugar.
Invert-sugar.	Invert-sugar.	Dextrose.
Cane-sugar.	Cane-sugar.	Levulose.
Maltose.	Lactose.	Lactose.

<sup>1</sup> Farmers' Bulletin No. 93, United States Department of Agriculture, 1899.

<sup>2</sup> *Edinburgh Med. Jour.*, March, 1894.

**Cane-sugar** is the most common and most extensively used form of sugar. It is made chiefly from sugar-cane and from the sugar-beet. When pure, it consists of a mass of white crystals. It is soluble in one-half its weight of cold water and in even less of hot water. In order to obtain the sugar from the cane the canes are crushed and the fluid obtained treated with sulphurous acid, neutralized with lime, and boiled; it is then filtered and evaporated, when the sugar crystallizes out. The sugar is still further refined by remelting and filtering through charcoal.

**Caramel** is made by heating refined cane-sugar to 400° F., when it is melted and browned. The resulting brown substance is called caramel. It has a bitter taste, and is often used as a flavoring agent, especially for invalid foods.

**Candy** contains a large amount of sugar, besides butter and other fats, starch, nuts, flavoring extracts, etc. The chief varieties of candy are made up largely of glucose and starch, colored with anilin dyes. Thompson says: "children assimilate candy better than adults because they are less liable to dyspepsia, and because of their relatively active muscular energy and relatively large body surface for losing heat, in proportion to their size. They do not, as a rule, care for fat meat, and prefer sweets as a natural substitute." Contrary to popular belief, there is no evidence to show that candy produces any injurious effect on the teeth.

**Molasses, Treacle, and Syrup.**—Molasses and treacle are by-products formed in the manufacture of cane-sugar. Molasses forms a highly nutritious food. On account of the impurities it contains molasses has a more pronounced aperient effect than refined syrup. Besides cane-sugar and certain acids, etc., molasses contains about 30 per cent. of invert-sugar and the same amount of water.

Hutchison (p. 264) gives the following table showing the composition of molasses, treacle, and syrup:

	Molasses.	Treacle.	Syrup.
Cane-sugar . . . . .	47.0	32.5	39.0
Fruit-sugar . . . . .	20.4	37.2	33.0
Extractive and coloring-matter . . . . .	2.7	3.5	2.8
Salts . . . . .	2.6	3.4	2.5
Water . . . . .	27.3	23.4	22.7

**Glucose, or grape-sugar,** is chiefly made from starch by inversion or hydrolysis. It is not nearly so sweet as cane-sugar, and crystallizes with difficulty. It is present in small



quantities, in combination with other varieties of sugar, in most fruits. When taken in excess, glucose appears in the urine unchanged.

**Lactose**, or **sugar of milk**, is the natural carbohydrate for the young, growing infant. It is less abundant in cows' milk than in human milk, and for this reason it should be added to the milk of bottle-fed infants.

**Honey** is sugar in a concentrated solution. It is made by bees from the nectar gathered from various flowers. It contains a crytallizable sugar, resembling glucose, and a non-crystallizable form. Honey was formerly used as a sweetening agent, but cane-sugar, on account of its cheapness and abundance, has largely superseded it. Besides sugar, honey contains wax, gum, and coloring substances.

**Saccharin** is used largely as a substitute for sugar in cases of rheumatism and diabetes. After long-continued use of large quantities of saccharin digestive disturbances are apt to be produced.

**Levulose**, or **fruit-sugar**, is also utilized as a form of sugar in certain cases of diabetes.

### SPICES AND CONDIMENTS.

Spices and condiments play an important rôle in increasing the appetite and aiding the digestive functions; they have practically no nutritive value. By the action of these substances on the organ of taste as well as on the mucous membrane of the stomach the appetite is stimulated and the secretion of gastric juice increased. In certain gastric disturbances, as well as in diseases of the kidneys, they act as irritants and should be avoided.

The **peppers** are among the favorite spices; there are two varieties, the white and the black.

**Mustard**.—Mustard is used chiefly in salads or with other foods, and has a marked tendency to increase the appetite. There are two forms of mustard: that which is obtained from the black mustard plant and that derived from the white mustard plant. In large quantities and diluted with water mustard acts as an irritant to the stomach, producing nausea and vomiting.

**Vinegar** is produced from various alcoholic drinks and from fruits. It contains 5 per cent. of acetic acid. By its action on the cellulose of vegetables vinegar softens the fiber, so that



it not only acts as a condiment, but also assists in the digestion of the cellulose; for this purpose it is added to such vegetables as cabbage, lettuce, and cucumbers.

**Horseradish** is a condiment that is much used with various foods; it stimulates the flow of saliva as well as of the gastric secretion.

**Sauces**, such as tomato, catsup, Worcestershire, and the like, increase the appetite and give a relish to certain foods.

**Spices** act merely by adding a flavor to foods, in this way increasing the appetite for food that would otherwise be insipid. Those most in use are ginger, cinnamon, nutmeg, and cloves.

### FATS AND OILS.

One-fifth of the body-weight consists of fat. This is obtained in part from fatty food and in part from the carbohydrates and the proteins. Most of the heat energy furnished the body is supplied by fat; it oxidizes very rapidly, and in this way spares the protein elements that would otherwise be required to furnish energy. Fats are digested in the intestine, where they are emulsified previous to being absorbed. The most useful forms of fat are cream and butter; other forms are bacon and cod-liver oil. When eaten too liberally, fats are apt to cause indigestion, and when this exists, they should be taken only in very restricted quantities.

Foods fried in fat are indigestible, and hot fats are more indigestible than cold. Fats and oils have a tendency to relieve constipation, but are counterindicated in diarrhea.

The most important animal fats are butter, cream, lard, suet, oleomargarin, cottolene, butterine, cod-liver oil, and bone-marrow. Of the vegetable fats, those most commonly employed are olive oil, cotton-seed oil, linseed oil, cacao-butter, and the oils obtained from nuts, such as cocoanut oil, peanut oil, and almond oil.

**Indications for the Use of Fatty Foods.**—Fatty foods are indicated especially in wasting disorders and in convalescence from certain acute diseases. They are needed particularly in tuberculosis, rachitis, chronic bronchitis, and chronic diseases accompanied by the formation of abscesses.

There are many proprietary fatty foods on the market, some of which are worthy of mention. In most of these the fats, usually cod-liver oil, have been emulsified; this emulsification aims to make the oil less objectionable to the taste and also to render it more easily digestible.

**The Use of Olive Oil in the Treatment of Certain Diseases.**—The external and subcutaneous use of olive oil will be discussed further on (p. 290). Chauffard and Dupre were the first to advocate the use of olive oil in the treatment of *cholelithiasis*. They recommended that two doses of 400 grams each be given at half-hour intervals, the patient being directed to lie for three hours on his right side. The use of olive oil in the treatment of this condition has subsequently been advocated by Walker, Vettsteiner, and others.

Rosenheim has advised the use of olive oil in the treatment of *stricture of the esophagus* due to carcinoma. After allowing a small quantity of oil to flow into the esophagus, patients who were unable to swallow before have frequently been enabled to swallow fluids and semisolids.

Recently Cohnheim<sup>1</sup> has advocated the use of large quantities of olive oil in the treatment of certain forms of *gastric disorder*. In cases of gastric dilatation he usually administers the oil once daily, in the morning before breakfast, in doses of from 100 to 150 c.c.; in those instances in which lavage is practised the oil is given immediately after this procedure. After taking the oil the patient is required to lie on his right side for from fifteen to twenty-five minutes, and is not permitted to partake of any food for an hour. The oil is administered warm, at about the body-temperature. If, notwithstanding this procedure, the patient still continues to suffer pain, 50 c.c. are again given at night, before retiring. Later Cohnheim orders that a wineglassful be taken one hour before breakfast and two dessertspoonfuls from one to two hours before dinner and before supper. In simple forms of ulcer he recommends that the olive oil be used only in the morning, and the emulsion of sweet almonds (see below) at noon and night; most patients do not object to the taste of the oil. According to Cohnheim, in those instances in which the taste of the oil is objected to, this may be overcome by taking a pinch of salt, a swallow of brandy, or by allowing a peppermint drop to dissolve in the mouth. The oil treatment must be continued over a period of weeks or months. Cohnheim's conclusions are as follows:

“1. Cases of dilatation of the stomach due to spasm caused by an ulcer or fissure at the pylorus are cured or at least markedly relieved by the use of large quantities of oil (100 to 150 grams).

“2. Cases of stenosis of the pylorus due to organic disease

<sup>1</sup> *Zeitschr. f. klin. Med.*, vol. lii., pts. 1 and 2, p. 110.



with secondary dilatation are also usually relatively cured by the use of large quantities of oil; that is, these patients are freed from disturbances while leading an abstemious life. In these cases the oil acts mechanically by relieving friction.

"3. Cases of relative stenosis of the pylorus and duodenum which are clinically marked by a continuous hypersecretion and pylorospasm several hours after the principal meals, are much improved or cured by the oil treatment.

"4. The pylorospasm found in cases of carcinoma of the pylorus is much diminished or relieved by the oil treatment.

"5. Cases of ulcer of the pylorus associated with or without hyperchlorhydria are quickly cured by means of the oil treatment or by an emulsion of sweet almonds.

"6. The oil is best taken three times daily, half to one hour before meals; as a rule, it is best to administer a wineglassful early in the morning and two dessertspoonfuls before dinner and supper. In mild cases an emulsion of sweet almonds may be substituted for it.

"7. The oil fulfils three indications: it overcomes pylorospasm; it relieves friction, and tends to improve the general nutrition.

"8. The oil acts as a narcotic in cases of pylorospasm, producing, however, no unfavorable effect—neither eructations nor diarrhea.

"9. No favorable effect of the oil treatment has been found in purely hysteric gastric colics.

"10. In that form of gastric neurosis manifested by pain when the stomach is empty very favorable symptomatic relief has been obtained from the use of olive oil.

"11. A certain number of cases of stenosis of the pylorus accompanied by a consequent gastrectasia can often be so much relieved by the oil treatment that no operative procedure need be undertaken. A trial should be made of the oil treatment in all cases of stenosis of the pylorus before advising operative procedure.

"12. The treatment prevents prophylactically the production of gastrectasia and prevents relapses when utilized in favorable cases."

**Olive Oil in the Treatment of Chronic Dysentery.**—Rutherford<sup>1</sup> gives his results with olive oil in the treatment of chronic dysentery. According to him, "Upon the internal administration of olive oil typical cases of chronic dysentery practically without exception show changes in their condition as follows:

<sup>1</sup> *American Medicine*, March 1904.



"1. Positive evidence of increased quantities of bile in the feces.

"2. Decrease in the number of daily bowel movements and marked improvement in the character of the same.

"3. Gradual cessation of signs of fermentation and putrefaction along the intestinal tract and consequent subsidence of pain and tenderness.

"4. General systemic improvement; gain in appetite; repair of digestive faculties; symptoms of improved nervous system; and rapid gain in weight and strength.

"5. Apparent positive cure after an average time of two months and upward, with few recurrences."

The method of carrying out the treatment is as follows:

"*First Period.*—The patient is given one ounce (30 c.c.) of olive oil three times a day for the first three days, when the quantity is increased to two ounces (60 c.c.) three times daily, and on the sixth day the same quantity is given four times a day. During the first three days the patient is to be kept on a milk diet. During the latter half one to three ounces (30–90 c.c.) of scraped beef or its equivalent of egg-albumin will be added daily. During this treatment a slight loss in weight may be temporarily noticed.

"*Second Period.*—During this period the amount of oil is given in greater quantities (not less than three ounces—90 c.c.—three times a day without discomfort to the patient), and must be kept up for a length of time in severe and chronic cases; perhaps for two months or longer, during which period convalescence will have been established and the weight regained.

"*Third Period.*—During this period the patient is gradually restored to a full diet, and the oil decreased in amount until the ulcers have permanently healed and a recurrence not probable."

Blum first advocated the use of olive oil by rectal injection for the treatment of *gall-stone colic*, and claims good results from its use. Fleiner first recommended the use of copious oil injections—400 to 500 c.c.—in the treatment of certain forms of *chronic constipation*. Remarkable results are produced in the spastic forms of chronic constipation when this quantity of oil is injected two or three times weekly. The oil should be heated to the body-temperature, and injected high at bedtime and retained during the night; the same precautions should be observed as in giving nutrient enemata. (See p. 285.)

**The Use of Emulsion of Sweet-almond Oil in the Treatment of Certain Gastric Disorders.**—Cohnheim<sup>1</sup>

<sup>1</sup> *Zeitschr. f. klin. Med.*, vol. lii., Nos. 1 and 2.

recommends an emulsion of almonds in those cases in which olive oil is not well borne. In effect it is identical to olive oil, previously described, relieving spasm and irritation; on the other hand, it lacks the nutritive value of olive oil. On account of its more pleasant flavor it is preferred by some. Cohnheim gives the following directions for preparing an emulsion of almond oil: A dessertspoonful of sweet almonds are blanched by scalding with hot water and removing the skins, after being allowed to dry they are ground into a powder and placed into a cup of boiling water; this mixture is next rubbed by means of a spoon, and strained through a piece of gauze; a quantity equal to from 200 to 250 grams should be obtained from a dessertspoonful of almonds. The emulsion should be taken warmed and sweetened one-half hour before meals, in order to relieve any irritation at the pylorus and to prevent spasm in this portion of the stomach.

The various fats still to be mentioned are butterine, oleomargarin and bone-marrow.

**Butterine** is a fat prepared from beef and hog's fat, and is frequently used in this country instead of butter; **oleomargarin** is a similar preparation made from beef fat. Both butterine and oleomargarin are wholesome fatty foods, the only objection against them being that they are often sold fraudulently for butter.

**Bone-marrow** is a fat obtained from the large bones of the ox. It is used in the treatment of tuberculosis and in the various forms of anemia, especially in pernicious anemia. The marrow of young animals is usually preferred. A preparation known as the glycerin extract of bone-marrow is often utilized.

## SALTS.

The principal mineral constituents of the body are the chlorids, phosphates, sulphates, carbonates, fluorids, and silicates of potassium, sodium, magnesium, calcium, and iron. Iodin is present especially in the thyroid gland, and the other halogens are also found in the body. The amount of heat and energy supplied by salt metabolism is so small as to be practically disregarded, but the salts play a most important part in the metabolic processes and also maintain osmotic pressure. They are also essential to nervous and muscular reaction.

The following table shows the salt content of some of the tissues of the body:



Mineral Matter Contained in the Principal Organs—for 1000 Parts of the Fresh Organs.—(Gautier.)

	Muscles of mammals.	Nervous tissue.	Bone.	Liver.	In 1000 parts of blood.		Lymph.
					Corpuscles.	Plasma.	
Mineral matter per 1000 grams of fresh substance . . . . .	Grams. 9-12	Grams. 2-7	Grams. 620-690	Grams. 9 to 11	Grams. 6.5 to	Grams. 7.1	Grams. 7.47
Chlorin . . . . .	0.5-0.7	0.4	0.6-0.7	0.25-0.42	0.36-0.9	1.7-1.4	3.08
P <sub>2</sub> O <sub>5</sub> . . . . .	3.4-5	0.85-1.4	196-247	5.02-4.27	0.69-0.65	0.71-2.2	0.18
SO <sub>3</sub> . . . . .	2.2	0.14	0.20	0.09-0.092	0.69-0.65	0.71-2.2	0.09
SiO <sub>2</sub> . . . . .	2.2	0.14	0.20	0.027-0.018	0.69-0.65	0.71-2.2	0.09
K <sub>2</sub> O . . . . .	3-3.9	0.71-2.12	0.20	2.52-3.47	1.6-1.4	0.15-0.20	0.16
Na <sub>2</sub> O . . . . .	0.4-0.7	0.75-1.3	0.20	1.45-1.13	0.24-0.65	1.66-1.9	3.07
CaO . . . . .	0.9-0.18	0.03	270-500	0.36-0.03	0.19-0.25	0.06-0.08	0.15
MgO . . . . .	0.4	0.065-0.75	4-6	0.02-0.007	0.07	0.02-0.05	
Fe <sub>2</sub> O <sub>3</sub> . . . . .	0.03-0.02	0.04-0.12	4-6	0.27-0.17	0.77	0.006	0.15
CO <sub>2</sub> . . . . .	0.03-0.02	0.21-0.33	3.2-4.5	0.27-0.17	0.77	0.006	0.50



large quantities of the alkaline bases and also phosphoric acid. The alkaline bases are, however, always in excess.

The metabolism of the salts in the body plays a very important part in the physiology of nutrition, and disturbances of this salt metabolism may be the cause of disease. This subject is as yet but little understood, but the therapy of the future will undoubtedly depend upon the practical application of the principles of nutrition. If the salts are withdrawn entirely death results, and Forster and others have shown that dogs fed upon foods from which the salts had been extracted by water die in from 26 to 36 days. If salts are given in excess they are excreted, but if greatly in excess, may be retained in the body and cause untoward symptoms. Under certain conditions even small amounts may be retained or, on the other hand, salts may be excreted in such quantity in the urine that they cannot be held in suspension, and are consequently deposited in the urinary tract and cause stone.

Animal food contains sulphur and phosphorus compounds, which by oxidation in the body are changed into sulphuric and phosphoric acids, which tends to render the blood and tissues acid. The destructive metabolism of the tissues of the body tends toward the same end. The vegetable foods, the cereals excepted, contain large amounts of alkaline bases, which tend to neutralize the acids and to render the tissues alkaline. A small amount of the acids formed in the metabolic processes is neutralized by the ammonia from the protein, and this is excreted as ammonium salts, and takes the place of the alkaline salts from vegetable foods. The daily needs of the body are summarized by Gautier as follows for the average adult:

Bases.		Acids.	
	Grams.		Grams.
$K_2O$	3.22	$P_2O_5$	3.9 <sup>a</sup>
$Na_2O$	7.70 <sup>b</sup>	$SO_3$	2.03 <sup>a</sup>
$CaO$	1.47	$SO_2$	0.25
$MgO$	0.56	$Cl$	8.50 <sup>a</sup>
$Fe_2O_3$	0.04	$CO_2$	0.05

(a) The food does not in reality contain 3.9 grams of  $P_2O_5$  and the 2.03 grams of sulphur trioxid indicated, but contains phosphorous and sulphur, which if reduced to the given compounds would yield these figures.

(b) This comprises the amount of sodium chlorid taken in twenty-four hours.

**Alimentary Alkalis.**—The average ration of 110 grams

chief of which are lassitude, an incapacity for work, dyspepsia, and cramps. These symptoms are promptly relieved by restoring the usual allowance of salt. On the other hand, a salt-free diet or a lowered salt allowance seems to have a beneficial effect in some nervous diseases, as in epilepsy, in which disease it increases the action of the bromids. It has been suggested that a salt-free diet be tried in hysteria and some of the other functional nervous troubles, as an addition of 12 to 15 grams of salt to the diet in hysteria aggravates the condition very much, and in latent hysteria may make it manifest. The effect of a salt-free diet in edema is noted in the section on Nephritis. Animals which feed exclusively upon meat do not need salt, a fact pointed out by Bunge. The acids formed in metabolism in these animals is neutralized by bases formed by the breaking down of protein. Potassium salts being present in vegetables causes an excess of potassium in the blood. In order to eliminate this, as explained above, a large amount of sodium chlorid is necessary. All gramnivorous animals need salt, and the same is true of man, who is omnivorous. The average individual takes more than there is any necessity for, however, the taste for this flavor leading to excesses. An average amount for an adult is from 20 to 30 grams a day.

**The Halogens.**—The elements chlorin, iodin, bromin, and fluorin are taken into the body in food or drink. The most important, chlorin, is taken principally as sodium chlorid.

**Iodin** is found in nucleoproteins and especially in the thyroid gland, which contains 0.075 to 0.13 per cent. It is also found in the other organs. Gautier gives the following tables (after P. Bourcet), showing the iodin content of various food :

*Iodin per Kilogram of Fresh Material.*

Green beans . . . . .	0.32	Green peas . . . . .	0.80
Bananas . . . . .	0.31	Tomatoes . . . . .	0.23
Asparagus . . . . .	0.24	Grapes . . . . .	0.02-00
Garlic . . . . .	0.21	Artichokes . . . . .	0.017
White cabbage . . . . .	0.21	Pears . . . . .	0.017
Mushrooms . . . . .	0.172	White dried beans . . . . .	0.014
Strawberries . . . . .	0.17	Lettuce . . . . .	0.012
Rice . . . . .	0.17	Potatoes . . . . .	0.01
Carrots . . . . .	0.134	Oatmeal . . . . .	0.009
Sorrel . . . . .	0.12	Wheat flour . . . . .	0.007
Leeks . . . . .	0.12	Bread . . . . .	0.000



*Iodin per Kilogram in Some Animal Foods.*

Gray shrimp . . . . .	5.91	Breme . . . . .	1.25
Crabs . . . . .	1.82	Fresh cod . . . . .	1.32
Lobster . . . . .	1.78	Anchovies . . . . .	0.95
Smoked herring . . . . .	1.57	Tunny, fresh . . . . .	0.88
Fresh salmon . . . . .	1.40	Eel . . . . .	0.80
Roach . . . . .	1.38	Whiting . . . . .	0.31
Oysters . . . . .	1.32	Trout . . . . .	0.08

Fish, fruits, and starchy vegetables manifestly furnish most of the iodine.

**Bromine** is found in the nuclear proteins and is excreted in the sweat. Foods which contain iodine also have bromine in them, although not in the same quantities. Fluorine is present in the body and is taken in with the drinking-water.

**Sulphur.**—Sulphur is contained in both animal and vegetable proteins. Four-fifths of the sulphur taken is oxidized and excreted in the urine either as sulphates or phenol sulphates, the remainder enters into compounds of more complex composition. About one gram of sulphur is excreted daily by an adult.

**Phosphorous.**—Phosphorous is taken into the body in the form of phosphates and also in the more complex organic compounds, as lecithin, nuclein, and others. The yolk of egg, fish roe, nervous tissue, lobster, and glandular structures are foods particularly rich in phosphorous. Phosphorous is particularly important in the growth of the body and enters largely into the composition of bone. The yolk of egg is the most available form for feeding children or invalids where it is thought best to increase the amount of phosphorous. The Danilewiskys have shown that lecithin exerts a favorable influence upon metabolism of growing animals.

**Iron.**—Iron is supplied to the body in the food in considerable quantities, and a sufficient amount is absorbed to maintain the iron equilibrium. Boussingault estimates the daily loss of iron at 0.06 to 0.08 grams, and most of this is excreted through the intestinal wall and passes out of the body in the feces, a small amount is excreted in the bile and a trace in the urine. Animals fed upon foods poor in iron become anemic. Young animals thrive upon milk which is poor in iron, but this is explained by Bunge, who has shown that the bodies of animals which live upon milk contain at birth a large amount of iron, which is sufficient to tide them over until they take food richer in iron. Iron is eliminated from the body during starvation and, according to Salkowski, the amount eliminated is increased



during fever. The amount of iron contained in food material is shown in the following tables :

*Milligrams of Iron in 100 Parts of Fresh Material (Boussingault).*

Pigs blood . . . . .	63.4	Potatoes . . . . .	6.6
Butcher's meat . . . . .	37.5	Hen's egg . . . . .	5.7
Lentils . . . . .	8.3	White bread . . . . .	4.8
Fish . . . . .	7.5	Veal . . . . .	2.7
White beans . . . . .	7.4		

*Milligrams of Iron in 100 Grams of Dried Substance (Bunge).*

Blood serum . . . . .	0	Black cherries, without stones	7.2
White of hen's egg . . . . .	Trace	White beans . . . . .	8.3
Rice . . . . .	1.0-2.0	Carrots . . . . .	8.6
Pearl barley . . . . .	1.4-1.5	Wheat bran . . . . .	8.8
Wheat flour (sifted) . . . . .	1.6	Strawberries . . . . .	8.6-9.3
Cows' milk . . . . .	2.3	Linseed . . . . .	9.5
Human milk . . . . .	2.3-3.1	Unpeeled almonds . . . . .	9.5
Dog's milk . . . . .	3.2	Red cherries, without stones	10
Figs . . . . .	3.7	Brown skinned hazel nuts . . . . .	13
Raspberries . . . . .	3.9	Apples . . . . .	13
Hazel-nut kernels . . . . .	4.3	Dandelion leaves . . . . .	14
Barley . . . . .	4.5	Cabbage (outer green leaves)	17
Cabbage (inside yellow leaves)	4.5	Beef . . . . .	17
Rye . . . . .	4.9	Asparagus . . . . .	20
Peeled almonds . . . . .	4.9	Yelk of egg . . . . .	10-24
Wheat . . . . .	5.5	Spinach . . . . .	33-39
Bilberries . . . . .	5.7	Pig's blood . . . . .	226
Potatoes . . . . .	6.4	Hematogen . . . . .	290
Peas . . . . .	6.2-6.6	Hemagobin . . . . .	340

**Manganese.**—This metal is found in the body in minute quantities, and small amounts are found in some food materials. The ash of legumes, asparagus, cauliflower, lettuce, grapes, and of various grains contains varying amounts of manganese.

**Silica.**—This element is eliminated in the hair and desquamated epithelium. It is present in many vegetables, but the part played in the animal economy is unknown.

**Arsenic.**—Gautier has demonstrated the presence of a trace of arsenic in the ectodermic tissues, the skin, hair, brain, mammary gland, and thyroid. Smaller traces have been demonstrated in other organs. The rôle of arsenic in metabolism is unknown. Traces of arsenic have been found in certain vegetables, as cabbage and turnips, as well as in some cereals. Common salt may contain some arsenic, and it is sometimes present in foods either as an adulterant or as a food poison. (See same).

## SALT METABOLISM AND DISEASE.

The tissues differ in their salt composition, and changes in salt metabolism are probably due either to atrophy or growth of certain organs or tissues, or to their taking on new functions, or to the processes of disease. Studies of the balances of the various salts, have been made but sparingly in disease, and doubtless this subject will be taken up more energetically in the future. In hunger, Wellman found that there was a greater loss of salt than could be accounted for by the metabolism of the fleshy parts. The principal excess was phosphoric pentoxid and calcium and magnesium oxid in about the same proportion as are found in bone, and the skeletons of the animals were found to have actually lost 6 or 7 per cent. of their weight. There is a lowered calcium excretion in many diseased conditions, among which may be mentioned, pleural effusion, pneumonia, delirium tremens, and various fevers. In pulmonary tuberculosis Senator found that there was an excess of calcium excreted. In osteomalacia the calcium balance is disturbed, and more is excreted than is taken into the body. Phosphoric acid lessens the calcium excreted, and this might be used in experimental therapeutics. Castration, which has been done in a few cases, restores the  $\text{CaO}_2$  equilibrium, and there is also a tendency to restoration of the sulphur equilibrium. On the other hand, in myositis ossificans the amount of calcium excreted in the urine is lower than normal. There is also a retention of lime salts in arthritis deformans. In endarteritis the calcium excretion is interfered with, and Rumpf claims to have obtained good results by giving salts which aid the excretion of calcium as lactic acid, sodium lactate, sodium citrate, sodium carbonate, and sodium chlorid.



## BEVERAGES AND STIMULANTS.

### WATER.

WATER is the chief constituent of all beverages, and also enters largely into the composition of solid food. The human body itself is composed of about 60 per cent. of water. While man can live for weeks without food, he can abstain from water for but a few days. Water is absolutely necessary as a solvent, and as it is constantly being eliminated by the skin, lungs, and kidneys, this loss must be replaced by some means in order to maintain the functions of the body. This is most conveniently done through the agency of the various beverages. The best method, however, of replenishing the water-supply is that of drinking the water in its pure state, when it retains all its solvent properties. Some waters are taken for their laxative or purgative action, and others for the salts which they contain.

The amount of water consumed daily by the average person is from six to eight glasses. This varies, however, with the amount and variety of food and exercise taken. The age, sex, and size of the individual and the season of the year also influence the total daily consumption of water. In very warm weather, for example, and under severe physical strain, much water that would not be lost in the cold season of the year is eliminated in the form of perspiration and must be compensated for.

Water is absorbed chiefly in the intestine ; a small amount is absorbed in the stomach, and but a very trifling amount, if any, in the mouth. The water absorbed in the intestine is passed into lymphatics, and carried on into the circulation, whence it is eliminated. Thus by removing the water from the blood and sending it through the kidneys into the bladder, space is made in the circulation for the entrance of more fluid from the alimentary tract.

As previously stated, water is eliminated through the skin, kidneys, lungs, and feces. The amount of water excreted daily varies greatly under special conditions. In cold weather the skin is inactive and the kidneys excrete a greater amount of water than in hot weather, when the sweat-glands func-



tionate more actively. When there is a tendency toward liquid movements from the bowel, the elimination by the kidneys is lessened. In warm weather elimination by the lungs is stimulated.

The temperature of drinking-water is a matter of some importance. Iced water will stimulate a more rapid and a greater secretion of gastric juice, but lessens the motility of the stomach. Iced water in excess is injurious, and should not be taken when one is overheated. Hot water has a very beneficial effect on an irritated stomach.

Water is a most valuable diuretic and diaphoretic. When the stomach can not retain it, it is often given by the rectum. A pint of salt solution, if injected by the use of a rectal tube, will, if the colon has previously been emptied, be retained long enough to be absorbed. If a half-pint or even a pint of salt solution be introduced under the skin, it will be absorbed rapidly and as rapidly be eliminated. This is one of the most useful measures for producing rapid elimination through the kidneys.

According to the amount of mineral water they contain waters are classed as hard and soft. Rain-water is soft, and is the purest form of natural water. The hardness of water is due to earthy carbonates; by boiling, the carbonic acid gas is driven off and the carbonates are precipitated, and the water thus rendered more suitable as a beverage. Boiling has the additional advantage that it destroys most of the micro-organisms that may be present in the water.

Water often contains impurities, such as lime, magnesia, iron, and other salts, or micro-organisms, and it often becomes necessary to purify it for drinking purposes. Typhoid fever and cholera are communicated chiefly through the agency of polluted drinking-water. The best method of purification is by distillation, by which means both inorganic and organic impurities can be removed or rendered innocuous. This method is now used largely on ships. When distilled and aerated, sea-water makes a most pleasant beverage. Water may also be purified by means of filtration, charcoal and sand being used extensively for this purpose. Porcelain cylinders are also in common use. Whatever the filtering agent employed, unless it be kept clean it is liable to become a source of contamination rather than of purification. Owing to the fact that soluble impurities often pass through the filter, filtered water is not nearly so reliable as distilled water. A very economic and convenient method of

purifying water is to dissolve one gram of alum in a little water and pour this solution into one gallon of the water to be purified. After standing for twenty-four hours the impurities will be precipitated.

#### MINERAL WATERS.

Mineral waters are frequently taken as substitutes for ordinary water; at times they produce a most marked stimulating effect on various organs. Their efficiency is greatly enhanced when a "drinking cure" is combined with proper dietetic regulations. Mineral waters differ from ordinary waters in the greater amount of gaseous and solid matters they contain. The gaseous constituents of mineral waters are mainly carbon dioxide and sulphuretted hydrogen. The solid constituents are salts of sodium, potassium, magnesium, aluminum and calcium, iron, iodine, bromine, chlorine, and sulphur. Taken before meals, waters containing carbonic acid have a soothing effect on an irritated stomach. Taken in excess, all carbonated waters are apt to produce indigestion.

Some waters have a purgative effect, others a laxative, and still others diuretic. Thermal waters issue hot from springs, their virtue being due to their heat. Some mineral waters have no medicinal virtue whatever, and are utilized merely as drinking-water.

**Classification of Mineral Waters.**—The following classification and description of mineral waters are taken from Cohen's *Physiologic Therapeutics*, vol. ix., p. 416 (Kisch, Hinsdale, and Peale):

- |                             |   |   |
|-----------------------------|---|---|
| I. Alkaline mineral waters: | { | Simple acidulous.                       |
|                             |   | Alkaline acidulous.                     |
|                             |   | Alkaline muriated acidulous.            |
|                             |   | Alkaline saline acidulous.              |
| II. Sodium chlorid waters:  | { | Simple sodium chlorid.                  |
|                             |   | Sodium chlorid with iodine and bromine. |
|                             |   | Saline water or brine (Soolen).         |
| III. Bitter waters.         |   |   |
| IV. Sulphurous waters.      |   |   |
| V. Iron waters:             | { | Carbonated iron waters.                 |
|                             |   | Sulphurated iron waters.                |
|                             |   | Iron and arsenic waters.                |
| VI. Earthy mineral waters.  |   |   |
| VII. Acratothermal waters.  |   |   |

**I. Alkaline Mineral Waters.**—These waters are divided into: (1) Simple acidulous waters; (2) alkaline acidulous waters; (3) alkaline muriated acidulous waters; and (4) alkaline



saline-acidulous waters. The simple acidulous waters are those that contain large amounts of carbon dioxid; this ingredient increases the peristaltic action of the stomach and intestine. These waters are utilized largely in the treatment of minor gastric disturbances and in catarrhal conditions of the respiratory tract. Among the most important of these waters are: Apollinaris water; the Dorotheenquelle, at Carlsbad; the Geyser Spring in California; and the Manitou Soda Spring in Colorado.

*Alkaline Acidulous Waters.*—These waters contain, in addition to large quantities of carbon dioxid, varying proportions of sodium carbonate. In moderate quantities they stimulate the activity of the gastro-intestinal tract; the respiratory, and the urinary organs. They dissolve mucus and neutralize the excess of acid in the stomach.

The following table<sup>1</sup> gives the chemic composition (in 1 liter) of the most important alkaline acidulous waters:

	Grams.
Bilin, of sodium bicarbonate . . . . .	3.31
Fachingen, of sodium bicarbonate . . . . .	3.57
Neuenahr, of sodium bicarbonate . . . . .	1.09
Salzbrunn, of sodium bicarbonate . . . . .	2.15
Salvator Springs, of sodium bicarbonate . . . . .	0.30
Vals, of sodium bicarbonate . . . . .	7.28
Vichy, of sodium bicarbonate . . . . .	4.88
Bladon (Vichy), of sodium bicarbonate . . . . .	0.80
California Seltzer, of sodium bicarbonate . . . . .	0.90
Idan-ha, of sodium and magnesium bicarbonates . . . . .	1.20
Napa Soda (Pagoda), of sodium and magnesium carbonates and bicarbonates . . . . .	0.70
Saratoga (Vichy), of sodium bicarbonate . . . . .	1.42
Saratoga (Vichy), of calcium and magnesium bicarbonates . . . . .	2.35

*Alkaline Muriated Acidulous Waters.*—These waters contain, in addition to sodium carbonate and carbon dioxid, large quantities of sodium chlorid. They exert a markedly solvent effect on uric acid, and liquefy the secretions from the respiratory tract. They are especially useful in catarrhal conditions of the respiratory tract, such as chronic bronchitis, and in chronic catarrh of the stomach, of the biliary passages, and of the urinary organs. They are used for gargling and inhalation purposes, and also for baths. To this class belong the waters of Royat, Ems, Selters, and Saratoga Vichy.

The chemic composition (in 1 liter) of the most important alkaline muriated acidulous waters is shown by the following table:<sup>2</sup>

<sup>1</sup> Taken from Cohen's *Physiologic Therapeutics*, vol. ix., p. 420.

<sup>2</sup> *Ibid.*, vol. ix., p. 422.

	Sodium carbonate. Grams.	Sodium bicarbonate. Grams.	Sodium chloride. Grams.
Æetna . . . . .	1.25	. .	0.41
Assmannshausen . . . . .	1.25	0.13	1.57
Azule . . . . .	1.0	0.13	1.56
Ems . . . . .	1.0	2.03	1.00
Gleichenberg . . . . .	1.0	2.54	1.85
Glen Alpine . . . . .	1.0	0.56	0.36
Luhatschowitz . . . . .	1.0	6.76	4.45
Radein . . . . .	1.0	3.01	0.60
Roisdorf . . . . .	1.0	1.24	1.84
Royat . . . . .	1.0	1.35	1.73
Salutaris . . . . .	1.0	0.08	1.40
Saratoga Vichy . . . . .	1.0	1.48	2.20
Selters . . . . .	1.0	1.23	2.33
Szcawanica . . . . .	1.0	8.44	4.61
Weilbach . . . . .	1.0	1.35	1.25

*Alkaline Saline Acidulous Waters.*—These waters contain sulphate in addition to bicarbonate and chlorid of sodium. They occur as both warm and cold waters. The cold waters possess a markedly diuretic effect, and when taken in large quantities act as purgatives. The warm waters diminish the urinary secretion. The cold alkaline saline waters are useful in strong individuals for reducing flesh and for the relief of constipation. The warm waters are useful in gastro-intestinal catarrh, ulcer of the stomach, gout, catarrhal jaundice, congestion of the liver, cholelithiasis, and in conditions associated with urinary concretions. Among this class of waters are to be mentioned Carlsbad, Marienbad, Elster, Keyser Spa in California, Castle Creek, Hot Springs in Arizona, Idaho Hot Springs, and Manitou Springs.

The following table<sup>1</sup> gives the chemie composition of important alkaline saline water; 1 liter of water contains:

At:	Sodium sulphate. Grams.	Sodium carbonate. Grams.	Sodium bicarbonate. Grams.	Sodium chlorid. Grams.
Aqua de Vida (Lower Spring) . .	0.24	0.05	. .	0.05
Bertrich . . . . .	0.88	. .	0.72	0.21
Carlsbad . . . . .	2.40	. .	1.29	1.04
Elster . . . . .	5.16	. .	1.68	0.82
Franzensbad . . . . .	2.80	. .	0.67	1.14
Geyser Spa . . . . .	0.04	0.08	0.34	0.14
Manitou (Manitou Spring) . . .	0.20	0.02	. .	0.40
Marienbad . . . . .	5.04	. .	1.82	2.04
Rohitsch . . . . .	3.02	. .	1.07	0.07
Royal Gorge (Iron Duke Spring) .	0.19	1.24	. .	1.34
Springdale Seltzer . . . . .	1.74	. .	0.09	0.08
Tarasp . . . . .	2.10	. .	4.87	3.67

<sup>1</sup> Cohen's *Physiologic Therapeutics*, vol. ix., p. 424.



The chemie composition of the salts of Carlsbad Sprudel and Marienbad Spring on complete evaporation is as follows<sup>1</sup> (3 to 5 grams (45 to 80 grains) are dissolved in a glass of water when used):

	Carlsbad Sprudel salt.	Marienbad Spring salt.
Sodium sulphate . . . . .	43.25 per cent.	54.38 per cent.
Sodium bicarbonate . . . . .	36.29 "	23.81 "
Sodium chlorid . . . . .	16.81 "	20.40 "

**II. Sodium Chlorid Waters.**—To this class belong the simple sodium chlorid waters, sodium chlorid waters containing iodine and bromine, and brine or saline waters.

*Simple Sodium Chlorid Waters.*—These waters contain, in addition to sodium chlorid and other chlorids, carbon dioxide in large quantities. Sodium chlorid increases the secretion of the mucous membranes, especially of the stomach. These waters have a markedly diuretic and laxative effect, and are useful in chronic catarrh of the respiratory tract, and of the stomach, intestine, and biliary passages.

The following table,<sup>1</sup> gives the chemie composition of simple sodium chlorid waters; 1 liter of water contains:

At:	Sodium chlorid. Grams.
Baden-Baden . . . . .	2.01
Bath . . . . .	0.20
Bourborne . . . . .	5.80
Byron Springs (liver and kidney) . . . . .	10.08
Byron Spring (Byron Surprise) . . . . .	304.27
Carnstadt . . . . .	2.45
Congress Saratoga Springs . . . . .	6.49
Droitwich . . . . .	310.00
Glenwood Springs (Yampa) . . . . .	17.66
Harrogate . . . . .	12.70
Homburg . . . . .	9.80
Kissingen . . . . .	5.82
Kronthal . . . . .	3.54
Liberty Hot Springs . . . . .	0.33
Mondorf . . . . .	8.71
Pyrmont . . . . .	7.05
Seltzer, at Saratoga Springs . . . . .	4.97
Soden in the Taurus . . . . .	3.42
Upper Blue Lick . . . . .	8.37
Utah Hot Springs . . . . .	17.05
Wiesbaden . . . . .	6.82

*Iodine and Bromine Waters.*—These waters contain iodine and bromine in addition to sodium chlorid. The iodine occurs in the

<sup>1</sup> Cohen's *Physiologic Therapeutics*, vol. ix., p. 425.

<sup>2</sup> *Ibid.*, vol. ix., p. 429.

form of magnesium iodid, calcium iodid, and sodium iodid; the bromin, in the form of sodium and magnesium bromid. These waters increase the activity of the lymphatic vessels and hasten absorption; they are indicated in cases of scrofula, syphilis, and in diseases of the glands, as in goiter. The principal iodine waters are Heilbrunn, Kreuznach, Saratoga, Kissingen and Congress.

The chemie composition of the important iodine and bromine waters is as follows; <sup>1</sup> 1 liter of water contains:

	Sodium chlorid. Grams.	Magnesium iodid. Grams.	Sodium iodid. Grams.	Sodium bromid. Grams.
Champion Spouting Spring . . . . .	12.02	. . .	0.0039	0.0610
Excelsior Spring . . . . .	6.34	. . .	0.0708	0.0610
Franklin Artesian Well . . . . .	11.28	. . .	0.0040	0.0610
Hall . . . . .	12.17	0.0420	0.0040	0.0610
Heilbrunn . . . . .	4.98	0.0300	0.0040	0.0610
Ivonitch . . . . .	8.37	0.0160	0.0040	0.0610
Krankenheil . . . . .	0.29	0.0015	0.0040	0.0610
Kreuznach . . . . .	10.52	0.0004	0.0040	0.0610
Lippik . . . . .	0.61	0.0209	0.0040	0.0610
Lower Bowden (Lithia Spring) . . . . .	2.13	0.0209	0.0120	0.0610
Red Spring (Tuscan Spring) . . . . .	0.35	0.0209	0.0730 <sup>2</sup>	0.0610
Salzschlirf . . . . .	10.24	0.0050	0.0730	0.0610
Salzbrun . . . . .	1.90	0.0150	0.0730	0.0610
Saratoga (Kissingen Spring) . . . . .	5.96	0.0150	0.0006	0.0308
Wildegge . . . . .	10.02	0.0300	0.0006	0.0308
Woodhall Spa . . . . .	19.50	0.0075 <sup>3</sup>	0.0006	0.0200 <sup>4</sup>
Zaizon . . . . .	0.92	0.0010	0.0006	0.0200

Special importance has been attached to lithium, which is often present in sodium chlorid waters, and which is believed to have a special effect in dissolving uric acid. It is very doubtful if such an action occurs, yet these waters possess a markedly diuretic action. They are useful in the treatment of gout, and of renal and urinary concretions. Among the most important simple sodium chlorid waters may be mentioned those of Hamburg, Baden-Baden, Kissingen, Wiesbaden, Pymont, Byron Springs in California, Congress, Excelsior, Hathorn, High Rock, and Selzer at Saratoga. Among the lithia waters are Elizabethbrunnen at Homburg, Elster, Kissingen, Londonderry Lithia Springs, Geneva Lithia Springs, and Buffalo Lithia Springs.

**III. Bitter Waters.**—These waters are characterized by the large proportion of sodium sulphate and magnesium sulphate which they contain; they also contain varied proportions of magnesium chlorid, carbonate, and nitrate, calcium carbonate, and

<sup>1</sup> Cohen's *Physiologic Therapeutics*, vol. ix., p. 432.

<sup>2</sup> Iodin. <sup>3</sup> Potassium iodid. <sup>4</sup> Potassium bromid.



sodium chloride. The magnesium sulphate acts as a purgative. These waters are indicated in small doses as stimulants to the intestinal peristalsis; they are useful in habitual constipation. The principal springs belonging to this class are the Apenta, Hunyadi János, Friedrichshall, Kissingen, Crab Orchard Springs, and Bedford Springs.

The following table<sup>1</sup> gives the chemie composition of the most important bitter waters; 1 liter of water contains:

	Sodium sulphate. Grams.	Magnesium sulphate. Grams.
Alap . . . . .	19.14	2.90
Bedford Springs . . . . .		0.55
Birmenstorf . . . . .	7.00	2.20
Buda-Pest bitter waters:		
Apenta . . . . .	15.40	24.40
Hunyadi János . . . . .	22.56	22.35
Franz Josef . . . . .	23.18	24.78
Victoria . . . . .	33.50	24.19
Castalian Mineral Springs . . . . .	11.14	. .
Crab Orchard Springs (Epsom or Foley's Springs) . . . . .	1.01	35.51
Friedrichshall . . . . .	6.05	5.15
Kissingen Bitterquelle . . . . .	5.80	5.00
Le Roy Springs . . . . .	2.00	5.43
Mergentheim . . . . .	6.67	5.43
Pagosa Hot Springs . . . . .	2.57	. .
Puellna . . . . .	9.59	10.85
Saidschitz . . . . .	6.09	10.96

**IV. Sulphurous Waters.**—These waters contain hydrogen sulphid or some other sulphur compound, such as sodium, calcium, magnesium, or potassium sulphid. The sulphurous waters are obtained both hot and cold; they are especially useful in the treatment of syphilis and of chronic lead-poisoning, and in hemorrhoidal conditions and congestions of the liver. The principal sulphurous waters are the Anderson Sulphur Springs, California, French Lick Springs, Richfield Springs, and Cold Sulphur Springs.

**V. Iron Waters.**—These waters contain large proportions of iron; they are divided into the carbonated iron waters, sulphated iron waters, and iron and arsenic waters. The carbonated iron waters contain large quantities of carbon dioxid; these waters increase the number of the red blood-cells and the amount of hemoglobin. They stimulate the appetite, but are apt to produce constipation. They are indicated in chlorosis and in anemia. Among the principal carbonated iron waters are those

<sup>1</sup> Cohen's *Physiologic Therapeutics*, vol. ix., p. 435.

of Franzensbad, Pyrmont, Schwalbach, Richfield, Cresson (Pa.), and Rawley (Va.).

The chemic composition of carbonated iron water is as follows; <sup>1</sup> 1 liter of water contains :

	Iron bicarbonate.	Iron carbonate.	Free carbon dioxide.
	Grams.	Grams.	C.c.
Bartfeld . . . . .	0.087	. .	1683
Bochlet . . . . .	0.087	. .	1505
Cresson Springs . . . . .	0.085	. .	1505
Cudowa . . . . .	0.063	. .	1200
Elster . . . . .	0.084	. .	1266
Franzensbad . . . . .	0.079	. .	1528
Immau . . . . .	0.052	. .	987
Iron Ute Spring . . . . .	0.052	0.057	987
Koenigswart . . . . .	0.085	0.057	1163
Krynica . . . . .	0.029	0.057	1513
Liebenstein . . . . .	0.100	0.057	906
Marienbad . . . . .	0.166	0.057	1173
Ojo Caliente . . . . .	0.166	0.102	1173
Owosso Spring . . . . .	0.273	0.102	1173
Pacific Congress Springs . . . . .	0.239	0.102	1173
Pyrmont . . . . .	0.077	0.102	1486
Richfield Iron Springs . . . . .	0.085	0.102	1486
Rock Enon Springs . . . . .	. .	0.243 <sup>2</sup>	1486
Schwalbach . . . . .	0.080	0.243	1571
Spa . . . . .	0.070	0.243	304
Sparta Artesian Well . . . . .	0.010	0.243	304
Steben . . . . .	0.060	0.243	1382
Szliacs . . . . .	0.119	0.243	894
St. Moritz . . . . .	0.035	0.243	1282
Vihnye . . . . .	0.016	0.243	337

*Sulphated Iron Waters.*—These waters contain principally ferrous sulphate, in addition to sodium, magnesium, and calcium sulphate. Many of these waters also contain arsenic, alum, and sulphuric acid in small amounts. They are especially indicated in cases of chronic diarrhea, in anemic children, in chronic gastric catarrh, in ulcer of the stomach, and in chronic malarial cachexia. These waters should be given cautiously, as at times they produce indigestion and nausea. They are best taken in small individual doses. Among the principal sulphated iron waters are those of Sharon Chalybeate Spring, Bedford Alum Spring, Fauquier White Sulphur Springs, and Rockbridge Alum Springs.

The following table <sup>3</sup> gives the chemic composition of the most important sulphated iron waters; 1 liter of water contains :

<sup>1</sup> Cohen's *Physiologic Therapeutics*, vol. ix., p. 444.

<sup>2</sup> Protoxid.

<sup>3</sup> Cohen's *Physiologic Therapeutics*, vol. ix., p. 445.



	Iron sulphate. Grams.
Alexisbad . . . . .	0.046
Church Hill Alum Springs . . . . .	2.718
Kittaning Mineral Spring . . . . .	0.410
Mitterbad . . . . .	0.290
Muskan . . . . .	0.190
Oak Orchard Springs . . . . .	0.565
Parad . . . . .	1.100
Ratzes . . . . .	0.300
Ronneby . . . . .	2.490
Schuyler County Spring . . . . .	1.197

*Iron and Arsenic Waters.*—These waters contain considerable quantities of arsenic in addition to the iron; they are indicated especially in chlorotic and anemic conditions, in chronic malaria, and in neuralgias. Among these waters may be mentioned Harbin Hot Sulphur Springs, Crockett Arsenic Lithia Springs, and Swineford Arsenic Lithia Spring.

The following table<sup>1</sup> gives the chemie composition of the most important iron and arsenic waters; 1 liter of water contains:

	Iron sulphate. Grams.	Arsenic acid. Grams.	Arsenous salts. Grams.
Crockett Arsenic Lithia Springs	0.0006	.	0.0003
Gueberquelle (Srebernik) . . . . .	0.3700	0.0061	0.0003
Harbin Hot Sulphur Springs . . . . .	0.0300	0.0061	0.0050
Lausigk . . . . .	4.1800	0.0001	0.0050
Levico . . . . .	2.5600	0.0086	0.0050
Recoaro . . . . .	3.2000	0.0039	0.0050
Roncegno . . . . .	3.0000	0.1500	0.0050

**VI. Earthy Mineral Waters.**—These waters are characterized by the presence of large amounts of calcium and magnesium salts. They diminish the production of acid in the stomach, and also the secretions from the respiratory, digestive, and urinary tracts. They are indicated especially in chronic catarrh of the urinary organs, in uric acid diathesis, gout, scrofula, and rachitis. In drinking these waters small quantities should be taken at first, and gradually increased until the flow of urine is markedly increased. Among these waters are those of Contrexeville, Marienbad, Wildungen, Manitou Springs, Mount Clemens Mineral Springs, Bedford Springs, Alleghany Springs, Capon Springs, and Greenbrier White Sulphur Springs.

The chemie composition of the most important earthy mineral waters is as follows;<sup>2</sup> 1 liter of water contains:

<sup>1</sup> Cohen's *Physiologic Therapeutics*, vol. ix., p. 447.

<sup>2</sup> *Ibid.*, vol. ix., p. 451.

	Calcium sulphate. Grams.	Calcium bicarbonate. Grams.	Calcium carbonate. Grams.
Alleghany Springs . . . . .	1.80		0.06
Allonez Mineral Springs . . .	1.80	0.42	0.47 <sup>1</sup>
Arkansas Hot Springs . . . .	1.80	0.42	0.12
Bath . . . . .	1.50	0.42	0.12
Bedford Springs (Magnesia Springs) . . . . .	1.84	0.42	0.12
Clifton Springs . . . . .	1.18	0.42	0.16
Contrexeville . . . . .	1.10	0.45	0.16
Driburg . . . . .	1.04	1.44	0.16
Eaton Rapid Wells . . . . .	0.77-0.94	1.44	0.34-0.78
Greenbrier White Sulphur Springs . . . . .	1.33	1.44	0.12
Inselbad . . . . .		0.30	0.12
Leukerbad . . . . .	1.42	0.09	0.12
Lippspringe . . . . .	0.82	0.41	0.12
Manitou Springs . . . . .	0.82	0.41	0.40-1.11
Marienbad Rudolfsquelle . .	0.82	0.60	0.40-1.11
Old Sweet Springs . . . . .	0.22	0.60	0.51
Szkleno . . . . .	0.22	0.10	0.51
Warm Sulphur Springs . . . .	0.24	0.10	0.08
Weissenburg . . . . .	0.24	1.27	0.08
Wildungen . . . . .	2.00	1.27	0.08

**VII. Acratothermal Waters.**—These waters, also known as simple or “indifferent” waters, are characterized by the fact that they are obtained at a temperature of 85° F. or over. They do not, however, contain any active mineral ingredients. They are rarely used for drinking purposes, but are used mainly for thermal baths. (For a more complete description of mineral waters and their uses the reader is referred to the recent and most excellent volume on “Balneology and Crunotherapy” by Kisch, Hinsdale, and Peale, in Cohen’s *System of Physiologic Therapeutics*, vol. ix.)

**Diet at Water Cures.**—Water cures should always be carried out at the watering-places. Under exceptional circumstances a water cure may be ordered at the patient’s home, but the results are never as satisfactory as when the patient has a change of air, of scene, plenty of out-door exercise, and freedom from care and worry. The methods and the diet vary greatly at different springs, and for the most part unnecessarily so. Many of the diets and methods are empiric and are not founded on any sound basis. Certain articles are forbidden at certain springs, often for most fanciful reasons. The routine and the diet of many springs is the same for all patients, quite regardless of the nature of the disease. An important factor in the failure

<sup>1</sup> Magnesium bicarbonate.



of water cures is the abuse of water drinking. Patients with weak hearts, chronic nephritis, or dilated and atonic stomachs may easily take more water than can be disposed of, and positive injury may result.

As a rule, the water should be taken in the morning after rising, and from 200 to 800 c. cm. should be drunk slowly, preferably whilst the patient strolls about. One-half hour should invariably elapse before eating, and if large quantities of water are taken one hour should be the shortest interval between the water and food. Breakfast should be followed by walking or other out-door amusements and, if the patient is not obese and requires it, half an hour or an hour's rest may be taken before and after the midday meal. In some cases water is taken between breakfast and the midday meal.

The afternoon should be spent out of doors if possible, and water may in some cases be taken in the afternoon, at least half an hour before afternoon tea or coffee. The evening meal should be light and taken not later than seven o'clock, and the patient should be in bed by nine o'clock. Care should be taken not to disturb too radically the habits of the old and infirm, as by so doing often more harm than good may result.

The diet ordered will, of course, depend upon the nature of the disease. In general, it may be stated that the diet should be that which the patient's condition calls for, and not the more or less arbitrary diet of the particular spring which the patient visits. Healthy individuals may take the strict cures if they so desire, and often find the change interesting and feel better for the mental effect so produced. In a general way the diet cures at watering-places forbid meats difficult of digestion, as fat or salt pork, smoked meats, fat susage, *pâté de foie gras*, sardines, lobsters, eels, and the like, and certain vegetables are usually on the forbidden list, as cabbage, young potatoes, old peas, truffles, mushrooms, unripe and overripe or stale fruit, berries in some places, nuts as well as all very highly seasoned and complicated dishes, cheese, etc.

In general, all strong alcoholic beverages are forbidden, but, as a rule, light wine or beer is allowable in small quantities if the patient can be trusted not to take too much. Coffee and tea are usually allowed in moderate quantities, but chocolate or cocoa may be substituted in most instances when they are contraindicated, or some hot gruel or substitute for coffee may be taken. Smoking is usually forbidden, but this rule is very frequently

broken. The advice of an enlightened physician at the cure is very valuable.

Besides water, there are a number of beverages that serve not only to meet the physical needs of the body, but are also taken to produce a stimulant effect. They also serve the purpose of a stimulant where such is necessary from time to time, as in the case of disease. The habit of using beverages, either for the purpose of relieving fatigue or for conviviality, is most pernicious, as it is apt to induce a habit for taking such drinks, which in time leads to excesses. We shall now take up in order the other beverages—tea, coffee, cocoa, and the various alcoholic stimulants.

### TEA.

Tea is a preparation made from the leaves of an evergreen plant known as *Thea*. It is grown in China, Japan, India, Ceylon, and in North Carolina. There are many varieties of the plant, and the flavor of tea varies with its source and the variety of the plant. There are two great classes of teas, the green and the black, the distinction between the two being due to the method of preparation. Several times during the year the plant sends out young shoots, which are picked as often as they appear. Black tea is prepared by exposing the fresh leaves to the rays of the sun; after they have become withered the constituents are liberated by rolling and breaking up the fibers and cells of the leaf. The broken-up leaves are then collected and allowed to ferment while still moist; during this process the tannic acid is rendered less soluble while the essential oils are increased. After again exposing them to the sun the leaves are dried in an oven. In the process of preparing green tea the Chinese "wither" the leaves in pans at a temperature of 160° F.; the Japanese steam them. The fluid principles are then liberated by breaking up the leaves; finally they are again withered, sweated in bags, and slowly roasted. The chief difference between black and green tea lies in the fact that black tea is fermented while green is not. As in the process of fermentation the tannic acid becomes less soluble, black tea contains much less tannic acid than green tea. The following table, from Bannister,<sup>1</sup> gives the composition of black and of green tea:

<sup>1</sup> Cantor Lectures, 1890.



	Black tea.	Green tea.
Water . . . . .	8.20	5.96
Caffein . . . . .	3.24	2.33
Albumin (insoluble) . . . . .	17.20	16.83
Albumin (soluble) . . . . .	0.70	0.80
Alcoholic extract . . . . .	6.79	7.05
Dextrin . . . . .	. . .	0.50
Pectin and pectic acid . . . . .	2.60	3.22
Tannic acid . . . . .	16.40	27.14
Chlorophyll and resin . . . . .	4.60	4.20
Cellulose . . . . .	34.00	25.90
Ash . . . . .	6.27	6.07

Tea has practically no nutrient-ingredients. Its principal constituents are caffein and tannic acid, and its special aroma is due to a volatile oil. It owes its stimulating effect to the presence of caffein. As the action of tannic acid is detrimental to the process of digestion, tea should be so prepared as to contain as large a proportion of caffein as possible and the smallest possible amount of tannic acid.

When the leaves are placed in boiling water, caffein is extracted very rapidly. Tannic acid, however, is much less soluble; it follows, therefore, that in order to have as little tannic acid in the tea as possible, the leaves should be boiled in water for as short a time as practicable. To prepare the infusion pour boiling water on the tea-leaves and allow the mixture to stand where it will keep hot, though not boil, for from three to five minutes. Water used in preparing tea should not be hard or stale.

When the tannic acid which tea contains occurs in large quantities, the pepsin of the gastric juice is precipitated; in weaker solutions tea retards digestion. For these reasons tea is not a suitable beverage for persons suffering from gastric disturbances. Among the more prominent symptoms of excessive tea-drinking are gastric disorders, cardiac distress, and a variety of nervous symptoms, such as excitability, sleeplessness, and muscular incoördination.

## COFFEE.

Coffee was introduced into Europe in the same century as tea, and only a few years later. It is prepared from the seeds of *Coffea arabica*, which was originally grown in Arabia, but has since been cultivated in Java, Ceylon, Costa Rica, and Brazil. The fruit of the plant, which has the appearance of a cherry, when opened discloses the coffee-bean. In order to prepare the beans for use they are dried at a high temperature and then roasted and ground. In roasting, one-fifth of the

caffein and one-tenth of the fat present are lost. The aroma of coffee is due to the presence of caffeol, an oil liberated in roasting. According to Hutchison (p. 310), a cup of black coffee contains about as large a quantity of tannic acid and caffen as a cup of tea. Coffee is often adulterated, chicory, acorns, and other substances being added for this purpose. The adulteration may not be injurious in its effect, but alters, sometimes even agreeably, the flavor of the coffee.

**Preparation of Coffee.**—In order to obtain coffee of the finest flavor, the beans should be roasted and ground shortly before they are to be used, as the flavor is impaired by exposure to the air after grinding. The water should have reached the boiling-point before it is poured over the coffee. The pot should then be placed for a few moments in a hot place, but boiling must not be allowed to continue, or the aroma will be lost and the coffee contain too large a percentage of tannic acid.

The effect of coffee on the system is that of a stimulant, due to the caffen present; it acts directly on the cerebral centers, stimulates the heart, and deepens the respirations. It is an excitant of the nervous system, and in some persons produces nervousness, excitability, and insomnia; in others it acts as an agreeable stimulant. In persons suffering from dyspepsia it has a tendency to disturb digestion. It lessens the strain of fatigue, and soldiers frequently depend upon its stimulating effect during large marches.

The following table, taken from Bannister's Cantor Lectures, gives the composition of raw and of roasted coffee:

	Mocha.		East Indian.	
	Raw.	Roasted.	Raw.	Roasted.
Caffein . . . . .	1.08	0.82	1.11	1.05
Saccharine matter . . . . .	9.55	0.43	8.90	0.41
Caffeic acids . . . . .	8.46	4.74	9.58	4.52
Alcoholic extract (nitrogenous and coloring-matter) . . . . .	6.90	14.14	4.31	12.67
Fat and oil . . . . .	12.60	13.59	11.81	13.41
Legumin . . . . .	9.87	11.23	11.23	13.13
Dextrin . . . . .	0.87	1.24	0.84	1.38
Cellulose and insoluble coloring-matter . . . . .	37.95	38.62	38.60	47.42
Ash . . . . .	3.74	4.56	3.98	4.88
Moisture . . . . .	8.98	0.63	9.64	1.13

## COCOA.

**Cocoa** was introduced into Europe long before either coffee or tea. It is prepared from the seeds of the cacao tree, *Theo-*



*broma cacao*. The seeds are contained in a pulpy fruit, somewhat resembling a cucumber, from which they are extracted. The fruit is gathered into heaps and allowed to ferment, when the pulp becomes loosened. During this process the seeds become dark and lose some of their bitterness. They are then roasted, by which process they are broken into bits, constituting the so-called "cocoa nibs." A decoction of cocoa nibs is made by boiling the seeds in water for several hours and removing the residue by straining. Cocoa, as ordinarily prepared, is made by grinding the seeds into a paste, to which sugar or starch is added; if starch is used, the cocoa is boiled for a few minutes, but if sugar is added, the cocoa only requires the addition of boiling water or milk.

Theobromin, the chief alkaloid present in cocoa, occurs in amounts of from 1 to 2 per cent. Cocoa also contains nitrogenous substances, 15 per cent.; tannic acid, 5 per cent.; starch, 5 to 15 per cent.; fat, known as cocoa-butter, 45 to 50 per cent.; mineral constituents, 2 to 3 per cent.

Theobromin, while a stimulant, is less apt to induce nervous symptoms, such as sleeplessness and palpitation, than either tea or coffee. By reason of the large proportion of sugar and fat contained in it, however, when used in excess, cocoa is likely to produce indigestion. When not too rich, it forms a nutritious drink especially useful for children and for convalescents.

The following table, taken from Ewell,<sup>1</sup> gives the chemie analysis of various cocoa preparations:

	Fat.	Fiber.	Cane-sugar.	Ash.	Added starch.
Fry's cocoa extract . . .	30.95	3.89	. .	4.24	None.
Schmitzer's cocoa-tua . .	31.13	3.70	. .	6.33	"
Van Houten's cocoa . . .	29.81	4.38	. .	8.64	"
Blooker's Dutch cocoa . .	31.48	3.76	. .	6.06	"
Rountree's cocoa extract	27.56	4.42	. .	8.48	"
Rountree's powdered chocolate . . . . .	25.84	1.30	51	1.66	Very little arrow-root.
Epp's prepared cocoa . . .	25.94	1.51	26	3.15	Much arrow-root.
Fry's diamond sweet chocolate . . . . .	18.60	0.81	55	1.16	Much wheat-starch and some arrow-root.
London cocoa (unknown maker) . . . . .	11.13	2.13	32	2.82	Much arrow-root.
Chocolat-Ménier . . . . .	21.13	1.10	58	1.40	None.

**Chocolate** is prepared by adding starch, sugar, and such flavoring substances as vanilla to cocoa. It contains 1.5 per

<sup>1</sup> Allen's *Commercial Organic Analysis*, vol. iii, p. 2.

cent. of theobromin, 15 per cent. of fat, 5 per cent. of nitrogenous substances, and about 60 per cent. of sugar.

In addition to their stimulant effect, cocoa and chocolate possess a marked nutrient value not possessed by either tea or coffee.

The **kola nut** possesses properties similar to those of cocoa. It contains an alkaloid, caffeine, thein, or theobromin.

### ALCOHOL.

Alcohol is produced by the fermentation of sugars with yeast. The principal constituent in all alcoholic beverages is ethyl alcohol. The glucose contained in fruits is fermented directly into alcohol, whereas the starches in such substances as potatoes, grains, etc., are converted into dextrin and maltose, and then, by the aid of diastatic ferments, before the alcoholic fermentation can take place, they are converted into glucose.

The food-value of alcohol has been a subject for discussion for many years. Although all admit that alcohol taken in excess is a poison and is detrimental to health, yet opinions differ widely as to the food-value of alcohol taken in moderate quantities. There are those who maintain that alcohol, even in small quantities, is detrimental to health and acts as a poison, whereas others believe that, on the contrary, when taken in small quantities, it possesses a considerable nutrient value and is to be recommended as a valuable food. The most recent, as well as the most exhaustive, work bearing on this subject has been done by Atwater in his experiments on "The Nutritive Value of Alcohol" in *The Physiologic Aspects of the Liquor Question*, 1903. This writer sums up his results under the following headings:

#### 1. Effect of Alcohol upon the Digestion of Food.

—According to Atwater, the effect of alcohol in small quantities is slightly to increase the digestibility of protein, but not to alter the digestibility of other nutrients—that is, carbohydrates and fats.

#### 2. Proportions of Alcohol Oxidized and Unoxidized.

—Atwater finds that at least 98 per cent. of the alcohol ingested is oxidized in the body, whereas ordinarily 98 per cent. of the carbohydrates, 95 per cent. of the fats, and 93 per cent. of the protein are oxidized; the alcohol is therefore oxidized more completely than are the nutrients of ordinary foods.

#### 3. Metabolism of the Energy of Alcohol.

—Atwater's conclusions regarding the metabolism and energy of alcohol



are: "The energy which was latent or potential in the alcohol was wholly transformed in the body, was actually given off from the body, and was actually recovered as heat or heat and muscular work." "1. The law of the conservation of energy obtained with the alcohol diet as with the ordinary diet. 2. The potential energy of the alcohol oxidized in the body was transformed completely into kinetic energy and appeared either as heat or as muscular work, or both. To this extent, at any rate, it was used like the energy of the protein, fats, and carbohydrates of the food."

**4. Protection of Body-material by Alcohol.—(a)**

**Protection of Body-fat.**—The conclusion reached by Atwater, based on direct experiments, is that the fat protection following the use of alcohol is very slightly different from that following the taking of ordinary food, and that alcohol protects the body-fat quite as effectively as do the fats and carbohydrates of the food for which it is substituted.

(b) **Protection of Body Protein.**—"The power of alcohol to protect the protein of food or body tissue, or both, from consumption is clearly demonstrated. Its action in this respect appears to be similar to that of the carbohydrates and fats; that is to say, in its oxidation it yields energy needed by the body, and thus saves other substances from oxidation. In this way alcohol serves the body as food. Just how moderate quantities of alcohol compare with isodynamic amounts of sugar, starch, and fat in the power to protect protein from katabolism is not yet settled. Apparently it is in some cases equal, in others inferior, to these substances. It is by no means certain that fats and carbohydrates are always equal to each other in this power."

"Alcohol appears also to exert at times a special action as a drug. In large quantities it is positively toxic, and may retard or even prevent metabolism in general and protein metabolism in particular. In small doses it seems at times to have an opposite influence, tending to increase the disintegration of protein. The action, though not conclusively demonstrated, is very probable. It offers a satisfactory explanation for the occasional failure of alcohol to protect protein, the assumption being that the two tendencies counteract each other. The only justification for calling alcohol a protein poison is found in this disintegrating tendency. This pharmacodynamic action of alcohol appears to be temporary, and most apt to occur with people little accustomed to its use. The circumstances under which such action occurs cannot be fully defined."

**5. Effect of Alcohol on the Radiation of Heat from the Body.**—Atwater finds that alcohol taken in moderate quantities produces no considerable increase in the amount of heat radiated from the body; in large quantities it causes a dilatation of the vessels of the skin, increasing the circulation and thus increasing the heat radiation.

**6. Rapidity of Combustion of Alcohol in the Body.**—By Atwater's experiments it is shown that "alcohol is not suddenly or rapidly oxidized; but if there be sudden or rapid oxidation, there is a corresponding decrease in the oxidation of the carbohydrates, fats, or protein; in other words, alcohol, carbohydrates, and fats replace one another as sources of energy, so that as one is oxidized the other is correspondingly spared."

**7. Alcohol as a Source of Heat in the Body.**—Atwater found that in most of the experiments "alcohol was certainly a source of heat for the body."

**8. Alcohol as a Source of Muscular Energy.**—The conclusions reached by Atwater regarding this are extremely important: "The hypothesis that the alcohol contributed its share of energy for muscular work is natural and extremely probable, but not absolutely proved. The hypothesis that the energy of the alcohol was not so used is not called for as an explanation of any fact observed in these experiments.

"It should not be forgotten that the desirability of alcohol as part of a diet for muscular work is not decided by the narrower question here discussed. There is a very essential difference between the transformation of the potential energy of alcohol into the mechanical energy of muscular work and the advantage or disadvantage of alcohol in the diet of people engaged in muscular labor. Even with the small doses in these experiments there were indications that the subjects worked to slightly better advantage with the ordinary rations than with the alcohol. The results of practical tests on a large scale elsewhere coincide with those of general observation in implying that the use of any considerable quantity of alcoholic beverages as part of the diet for muscular labor is generally of doubtful value and often positively injurious."

Atwater gives the following proportions as to the availability and fuel-value of alcohol in nutrition as compared with carbohydrates and fats: 1 gm. of alcohol,  $1\frac{1}{4}$  gm. of carbohydrate, and  $\frac{2}{3}$  gm. of fat yield the same amount of energy to the body, and hence are isodynamic one with the other.

**Alcohol as a Food.**—Inasmuch as alcohol contains no



nitrogenous constituents, it can not be looked upon as a food tending to repair tissue, but merely as a fuel that on oxidizing, forms animal heat.

Alcohol is easily digested and readily absorbed in the alimentary tract; as a food, however, it is costly, and the danger of addiction and excess in its use is great. The habitual use of alcohol even in considerable quantities does not tend to produce injurious effects in many persons, whereas in others changes, especially of a cirrhotic nature, in the tissues, blood-vessels, liver, kidneys, etc., are apt to occur. In certain diseases, especially those accompanied by malnutrition, extreme feebleness, and exhaustion, alcohol acts as a food and serves an excellent purpose in restoring strength to a weak and enfeebled body.

Quite as important as Atwater's experiments on "The Nutritive Value of Alcohol" is the valuable review of Abel on "The Pharmacologic and Physiologic Action of Alcohol," published in the *Physiologic Aspects of the Liquor Problem*. Abel summarizes the action of alcohol on the vascular system in the following way:

"So far as present experimental evidence goes, we may say:

1. That alcohol as such—that is, when it is introduced into the circulation with the avoidance of local irritation—is not a circulatory 'stimulant.'

"2. Alcohol in moderate quantities, say a pint of wine, has no direct action on the heart itself, either in the way of stimulating or depressing it. This statement is based on the results of laboratory experiments, extending over short periods of time only, and does not imply that it holds for the steady daily use of alcohol in this quantity. Large quantities of alcohol weaken the heart.

"It has also no action either on the peripheral or central ends of the nerves which control the rate and force of the heart, except probably in unusual circumstances, such as prolonged and severe intoxication.

"3. Alcohol in moderate quantities has also no direct action on the walls of the blood-vessels, either on their muscular portion or on the peripheral terminations of their vasomotor nerves. This statement also refers only to the results of single administrations. For the pathologic effects of the continued use of 'moderate' quantities the writings of pathologists must be consulted.

"4. In moderate quantities it has also no appreciable effect on the arterial blood-pressure. When a change in this becomes

apparent, it is always in the direction of a fall and not of a rise. An exception is seen when the spinal cord is severed in its upper portion. In this case a small and temporary rise of pressure follows the rapid injection of diluted alcohol, except in those instances when the blood-pressure is very low—say 30 mm. or below. It is assumed that an anomalous condition of some part of the circulatory apparatus accounts for this unusual effect. In the early stages of its action it usually causes some degree of flushing of the skin and brain, and later, when very large quantities have been taken, vascular dilatation of the abdominal vessels occurs. The fall of blood-pressure due to very large quantities is a toxic phenomenon and is never met with under ordinary circumstances. It is due to the depressant action of the alcohol on the nervous centers which control the calibers of the arteries and also in part to the weakened heart.

“5. It is not to be inferred that the above statements forbid a reasonable and prudent use of alcohol to therapeutics. The day is happily past when the therapist plied his patient with a number of bottles of wine a day in the belief that he could stimulate the heart, lower the temperature, supply nutriment, and effect other good ends without detriment of any kind, by giving these large quantities. This broad question of the therapeutic use of wine can not be entered on in detail at this point. It may be remarked, however, that the cerebral effects of alcohol, its numerous indirect influences, its action in causing a different balance in the parts and functions of the vascular apparatus, often justify its moderate use in therapeutics.

“6. Alcohol, by virtue of its local action on mucous membranes, and also by virtue of its cerebral action, is capable of affecting the several parts of the vascular apparatus in a number of ways, the resulting effects often being such that the term ‘circulatory stimulant’ is often applicable. Such indirect effects, which are shown by all of the pharmacologic congeners of alcohol, are familiar in the use of alcohol in daily life and in medical practice.

“Of these indirect effects, none is more often observed than a quickening or slowing in the pulse-rate, as is frequently seen in medical practice. These indirect influences must not be allowed to hide the true character of alcohol, which is always depressant in kind, and which easily gets the upper hand of the effects just noted. In a word, alcohol, in respect to its inherent action, when once in the blood and tissues, must be classed with the anesthetics and narcotics.”

The action of alcohol on the respiration is thus summarized



by Abel: "1. Alcohol is a respiratory stimulant of moderate power for human beings. During a period of an hour or more after its administration it causes an increase in the volume of air passing through the lungs and in the absorption of oxygen (3.5 per cent.).

"2. Highly flavored wines, brandy, and other alcoholic beverages which contain larger amounts of stimulating esters, have a more pronounced action than ethyl alcohol.

"3. The stimulating action of alcoholic beverages is greater in the case of fatigued persons than in those who are in no wise exhausted.

"4. Increased heat-dissipation always accompanies the above-named effects. The compensatory increase in heat-production requires an increase in the oxidative processes of the tissues. The increased demand for oxygen is the direct cause of the increased activity of the respiratory center. Small or 'purely exciting' doses of alcohol have also the effect of increasing the movements of the digestive tract and of causing a state of 'unrest' or tension in the skeletal muscles, and thus further adding to the demand for oxygen. According to this view, alcohol is an indirect stimulant of the respiratory center.

"5. It should be borne in mind that these physiologic effects are less pronounced in man than in the rabbit and other animals, which differ from him in respect to the ease with which the respiratory and heat-regulating mechanisms are influenced. Singer's explanation of the action of alcohol on the respiration and on the heat-regulating mechanisms of the body at once suggests comparison with one or another of the antipyretics, such as quinin or antipyrin, and calls to mind the difficulties that hamper the study of these drugs. How far the action of alcohol on the central nervous system, and how far its influence as a 'protoplasmic poison' may modify its operation as an antipyretic; how far variations in the external temperature, in the humidity of the air, and in the temperature of the body itself influence its action, must all receive further study. In a word, detailed chemic and physiologic studies similar to those that have been made on other antipyretics are demanded. Such studies will either strengthen or disprove the above theory, and will tend to harmonize the conflicting views at present entertained in regard to the use of alcohol in fever. As the theory now stands, especially when taken in connection with the facts brought out in other sections of this paper, it affords a scientific explanation of the more deleterious effects of alcohol in polar and tropical as compared with temperate regions."

Abel thus summarizes the work on the action of alcohol on the nervous system, with special reference to its psychologic action :

"The psychologic experiments thus far made appear to prove that moderate quantities of alcohol (15-30-45 grams) shorten the simple reaction time ; the time required in a certain type of association process and in certain more elementary mental effects, such as reading in a whisper and adding columns of simple figures ; that is, processes in which central motor innervation is an important factor. This effect, that is, greater brevity of cerebral time, is tacitly assumed by investigators to indicate that the mental operations in question are performed with greater ease and with less friction ; an assumption for which there is no proof.

"A greater tendency to premature and erroneous reactions is seen when the reactor has received alcohol. The reactor often believes that he is reacting more quickly than usual even when the cerebral time is longer.

"In no respect is the action of alcohol in moderate quantities more striking than in its influence on the association of ideas. The time consumed in associations involving a subsumption judgment is, for example, only a little shorter than normal ; but the time required to find a rhyme to a given word is considerably shortened ; and this state lasts for some time after the alcohol has been taken.

"In general, then, mental processes which involve the working up of conceptual material are not favored by moderate quantities of alcohol.

"It will be seen that alcohol is not found by psychologists to increase the quantity or vigor of mental operations ; in fact, it clearly tends to lessen the power of clear and consecutive reasoning. In many respects its action on the higher functions of the mind resembles that of fatigue of the brain ; though with this action is associated a tendency to 'greater motor energy and ease.' There has been much discussion as to whether alcohol is in any sense a stimulant for the brain. We have seen that pharmacologists of high repute deny that it has this action ; holding that alcohol is a sedative or narcotic substance which belongs to the same class as paraldehyd and chloroform ; that its stimulating action is but fictitious ; and that even the earlier phenomena of its action are to be referred to a paralyzing action on cerebral (inhibitory) functions."

**The Action of Alcohol on Muscular Activity.—**

Abel shows : "1. That alcohol has a favorable action on the



performance of muscular work, both when the muscles are vigorous and when they are exhausted.

"2. This favorable and stimulating action is seen almost immediately after the administration of the alcohol, but lasts only a very short time.

"3. A paralyzing action always succeeds the stimulation. In about half an hour after the administration of the alcohol the work done reaches a minimum ; and fresh doses of alcohol show only a slight stimulating action.

"4. This later paralyzing action of alcohol overbalances the primary stimulating effect in such a way that the sum total of the amount of work done with alcohol is less than that done without it.

"5. Similar depressing effects are not seen to follow the use of tea, coffee, or kola."

The effect of alcohol on the digestion and secretion is thus summarized by Chittenden :<sup>1</sup>

"Upon the secretion of saliva the presence of strong alcohol or an alcoholic beverage in the mouth has a direct stimulating effect, leading to a sudden increase in the flow of saliva. This acceleration of secretion, however, is of brief duration. The stimulating effect is manifested not only by an increase in the volume of the secretion, but also by an increase in both organic and inorganic constituents. The effect produced is in no sense peculiar to alcohol, but is common to many so-called stimulants, such as dilute acid (vinegar), ether vapor, etc. Indeed, the effect is precisely analogous to that induced by an increase in intensity of stimulation when the salivary glands are electrically excited through their nerves.

"Hence, so far as our results go, alcohol and alcoholic fluids are without any specific effect upon the secretion of saliva, except to produce a transitory stimulation of secretion while in the mouth cavity.

"Upon gastric secretion alcohol and alcoholic fluids have a marked effect, increasing very greatly both the flow of gastric juice and also its content of acid and total solids. Further, this action is exerted not only by the presence of alcoholic fluids in the stomach, but also indirectly through the influence of alcohol absorbed from the intestine.

"Whisky, brandy, sherry, claret, beer, and porter all agree in producing stimulation of gastric secretion. Further, as already stated, the gastric juice secreted under alcoholic stimulation is more acid, contains more solid matter and more combined

<sup>1</sup> *Physiologic Aspects of the Liquor Problem*, p. 298.

hydrochloric acid than the ordinary secretion. It is likewise strongly proteolytic.

"If these results are considered in connection with our previous observations upon the influence of alcohol and alcoholic drinks upon the purely chemic processes of gastric digestion, it is seen that side by side with the greater or lesser retardation of digestive proteolysis caused by alcoholic beverages there occurs an increased flow of gastric juice rich in acid and of unquestionable digestive power. The two effects may thus normally counterbalance each other, though it is evident that modifying conditions may readily retard or stimulate the processes in the stomach according to circumstances. Foremost among the latter is the rapid disappearance of alcohol from the alimentary canal.

"Since any influence exerted by alcohol or alcoholic beverages upon the solvent or digestive power of the gastric juice in the stomach must depend upon the presence of alcohol in the stomach contents, it follows that the tendency toward rapid removal of the alcohol from the alimentary tract by absorption must necessarily diminish correspondingly the extent of any retardation of gastric digestion which the presence of alcohol in the stomach may occasion. Since, however, the stimulation of gastric secretion induced by alcohol is brought about not only by the direct action of alcohol in the stomach, but also by the indirect action of alcohol absorbed from the intestine, it follows that possible inhibition of the digestive action of the gastric juice would probably be of shorter duration than the stimulation of secretion, and that consequently in the body alcoholic fluids would hardly lead to any retardation of gastric digestion.

"Especially worthy of note is the rapid disappearance of alcohol from the stomach and alimentary tract when alcoholic fluids are taken.

"In view of this rapid disappearance of alcohol from the alimentary tract it is plain that alcoholic fluids can not have much, if any, direct influence upon the secretion of either pancreatic or intestinal juice."

**Use of Alcohol as a Remedy in Medicine.**—In conditions of heart weakness and arterial relaxation alcohol stimulates the heart, tones up the arteries, and tends to bring about a normal condition. In febrile conditions it lowers the temperature and checks tissue-destruction. In protracted disease it stimulates a weakened digestion and, by replacing a certain quantity of carbohydrate, often serves as a food.

**Consumption of Alcohol.**—According to Thompson,



the total consumption of alcoholic beverages a year in America is more than 1,000,000,000 gallons. The following table, taken from Thompson's *Dietetics*, p. 239, gives the annual per capita consumption of alcoholic beverages in 1890 :

	Beer.	Wine.	Spirits.
England . . . . .	30.31	0.39	1.02
France . . . . .	5.10	21.80	1.84
Germany . . . . .	25.50	1.34	1.84
United States . . . . .	12.30	0.44	0.84

#### ALCOHOLIC BEVERAGES.

Alcoholic beverages are divided into several classes, *e. g.*, spirits, liqueurs and bitters, malt liquors, wines, etc.

#### SPIRITS.

Spirits are produced by fermenting saccharine substances and obtaining the alcohol by distillation. Of these substances, corn, rice, barley, molasses, and potatoes are those most commonly utilized for this purpose. In addition to the alcohol, by-products are formed, and it is to these that spirits owe their characteristic flavor and odor. The by-products contain the higher alcohols, such as propyl, butyl, and amyl alcohol, this mixture forming what is known as fusel oil.

**Whisky.**—The United States Pharmacopeia defines whisky as “an alcoholic liquid obtained by distillation of the mash of fermented grain (usually of mixtures of corn, wheat, and rye) and at least two years old.” Whisky possesses an alcoholic strength of from 50 to 58 per cent. by volume. It should be free from disagreeable odor. The ether and aldehyds contained in whisky become altered in character as it ages, and the flavor is thus rendered more agreeable.

**Brandy.**—In the United States Pharmacopeia brandy is defined as an “alcoholic liquid obtained by the distillation of the fermented unmodified juice of fresh grapes, and at least four years old.” Brandy contains from 46 to 55 per cent. by volume of alcohol. The quality of brandy depends upon the variety of grapes used and upon the length of time the brandy is allowed to stand: the older the brandy, the better the quality. With brandy, just as with whiskey, on standing ethers and aldehyds are produced to which the special flavor of the brandy is due.

The color of brandy is due to the tannic acid extracted from the oak casks in which the brandy is contained. There are many inferior grades of brandy on the market, some being merely alcohol colored and flavored with various essences.

**Rum.**—Rum is the product of the distillation of fermented molasses, its flavor being due to certain by-products. Some of the so-called "rum" of the market is made by adding various essences to alcohol. On standing, by the development of special aldehyds and ethers, rum improves in quality. It contains about the same percentage of alcohol as do brandy and whisky.

**Gin.**—Gin is produced by the distillation of rye and malt mash, its flavor being due to juniper berries which are added during fermentation. Inferior grades of gin are manufactured by adding juniper berries, turpentine, etc., to alcohol. Gin contains from 15 to 20 per cent. of alcohol; but the strength is sometimes increased by the addition of alcohol, so that it may contain as much as 35 per cent. of alcohol.

#### LIQUEURS AND BITTERS.

Liqueurs or cordials and bitters contain a large proportion of alcohol, and a high percentage of sugar and essential oils. The following table gives the composition of some of the more common liqueurs and bitters:

*Analysis of Liqueurs.—(Rupp.)*

Liqueur. (100 c.c.)	Alcohol.		Extracts.	Sugar.	Salt.
	Volume.	Weight.			
	<i>Per cent.</i>	<i>Per cent.</i>			
Absinthe . . . . .	55.0	44.0	1.8	1.1	0.220
Anise . . . . .	40.0	32.0	33.2	30.9	0.310
Kümmel . . . . .	32.5	26.0	29.8	28.2	0.100
Peppermint . . . . .	35.0	28.0	44.0	43.2	0.090
Angostura . . . . .	48.0	38.4	12.0	7.5	0.140
Curacao . . . . .	52.5	42.0	27.9	26.5	0.075
Benedictine . . . . .	53.0	42.4	35.0	33.4	0.110
Chartreuse . . . . .	44.0	35.2	35.4	34.0	0.091

#### MALT LIQUORS.

Under the heading of malt liquors are included beer or ale and stout or porter. These beverages are made by fermenting malt and hops. Malt is produced by allowing moistened barley to germinate at a moderate temperature; in this process the diastatic ferment acts upon the starch, converting it into sugar and dextrin. After drying and grinding, the malt is mixed with water and thus made into a mash, which is again heated, thus more completely changing the starches into sugar.

**Beer.**—The quality of the beer depends largely upon the



temperature at which the process of manufacture is carried on. Pale beer is produced by drying the mash at low temperature, whereas the darker beers are the result of drying the malt at a higher temperature. The infusion of malt is termed "mash." The diastatic action of malt is inhibited by boiling the "mash" with hops; in this way tannic acid and extractives are withdrawn. The mash is now cooled and fermented with yeast. In order to secure a pure beer, great caution must be exercised to procure pure yeast. The yeast that rises to the surface after fermentation is skimmed off, the remainder settling at the bottom. Beer is now placed in casks, the yeast which was allowed to remain continuing to produce fermentation. The longer this process is allowed to continue, the stronger is the percentage of alcohol in beer. The mild or bitter beers are distinguished by the relative proportion of hops contained in them; the milder forms contain considerable quantities of hops, whereas the bitter ones contain but small amounts.

Volatile bodies are also produced which, in addition to the carbonic acid gas formed, add to the pleasant flavor of the beer. In order to add to the keeping qualities of beer various preservatives are added, such as calcium sulphate, salicylic acid, etc. These substances not only affect the flavor of the beer, but when taken in large quantities have a deleterious effect on the system.

**Porter and Stout.**—Porter and stout are made by fermenting malt, the latter, however, being roasted, during which process a certain amount of caramel is produced. It is to this substance that the dark color is due. Beer as well as stout contains from 3 to 8 per cent. of alcohol, from 2 to 5 per cent. of dextrin, and from 0.5 to 1 per cent. of sugar.

The following table<sup>1</sup> gives the composition of some malt liquors:

	Water.	Alcohol per cent. by volume.	Total extract.	Proteid.	Sugar.	Dextrins.	Acidity as lactic acid.	Ash.
Bavarian winter beer	91.81	3.21	4.99	0.81	0.44	2.92	0.116	0.20
Bavarian summer beer	90.71	3.68	5.61	0.49	0.87	4.39	0.128	0.22
Munich Hofbrau . . .	. . .	3.70	5.87					
Munich Spatenbrau . .	. . .	3.23	6.61					
Pilsener . . . . .	91.15	3.46	4.97	0.37	. .	. .	0.160	0.20
Munich Bock-beer . .	88.72	4.07	7.23	0.71	0.90	. .	0.170	0.27
English ale and porter	89.10	4.89	6.03	0.53	0.84	. .	0.310	0.31
Berlin white beer . .	. . .	3.91	4.85					

<sup>1</sup> Leyden's *Handbuch der Ernährungs-Therapie*, p. 105.

Designation.	Manufactured in	Serial num-ber.	Number of analyses.	Specific gravity.	Alcohol by weight.	Alcohol by volume.	Extract.	Original gravity.	Ash.	Reducing sugar or maltose.	Dextrin.	Albumin-oids.	Free acids.	Phosphoric acid.	Carbonic acid.	Remarks.
				Per cent.	Per cent.	Per cent.	Per cent.	Per cent.	Per cent.	Per cent.	Per cent.	Per cent.	Per cent.	Per cent.	Per cent.	
Lager beer, bottled.	Milwaukee, Wis.	4800	1	1.0100	4.28	5.39	4.18	1.0505	0.196	1.10	1.07	0.511	0.087	0.065	0.411	Salicylated.
Export beer, bottled.	Milwaukee, Wis.	4801	2	1.0140	4.42	5.51	5.40	1.0537	0.309	1.06	2.63	0.400	0.057	0.056	0.360	Salicylated.
Lager beer, bottled.	Alexandria, Va.	4802	3	1.0171	4.55	5.71	5.71	1.0607	0.355	2.04	2.21	0.681	0.074	0.091	0.489	Salicylated.
Lager beer, bottled.	Washington, D. C.	4803	4	1.0143	4.18	5.24	5.05	1.0353	0.388	0.95	0.98	0.669	0.059	0.085	0.415	
Lager beer, bottled.	Cincinnati, O.	4804	5	1.0100	5.53	6.94	4.55	1.0628	0.240	0.94	2.25	0.513	0.073	0.082	0.328	Salicylated.
Export beer, bottled.	St. Louis, Mo.	4805	6	1.0178	4.40	5.47	6.15	1.0590	0.312	2.14	2.54	0.463	0.069	0.074	0.471	Salicylated and soured.
Lager beer, bottled.	Philadelphia, Pa.	4806	7	1.0147	4.29	5.39	5.22	1.0549	0.241	1.45	2.39	0.538	0.078	0.071	0.417	
Lager beer, bottled.	Philadelphia, Pa.	4807	8	1.0147	4.35	5.47	5.09	1.0549	0.272	1.37	1.80	0.738	0.080	0.104	0.219	
"Budweiss" beer bottled.	Philadelphia, Pa.	4808	9	1.0131	4.52	5.63	5.94	1.0609	0.241	1.74	2.57	0.531	0.085	0.078	0.324	
Lager beer, draft.	Buffalo, N. Y.	4810	10	1.0241	3.84	4.78	7.05	1.0601	0.292	2.88	3.69	0.519	0.035	0.058		Substitutes for hops used.
Lager beer, draft.	Philadelphia, Pa.	4811	11	1.0132	4.26	5.47	4.63	1.0539	0.265	1.37	1.82	0.626	0.046	0.069		
Lager beer, draft.	Washington, D. C.	4812	12	1.0146	4.29	5.39	5.18	1.0545	0.236	1.22	2.21	0.669	0.044	0.086		
Lager beer, draft.	Cincinnati, O.	4813	13	1.0169	4.63	5.78	5.86	1.0607	0.238	2.34	2.28	0.466	0.074	0.083		
Lager beer, draft.	Alexandria, Va.	4814	14	1.0137	4.71	5.88	4.91	1.0585	0.263	1.10	2.40	0.619	0.008	0.089		Bicarbonate of sodium used.
Lager beer, draft.	Washington, D. C.	4815	15	1.0140	4.30	5.39	4.83	1.0538	0.292	1.49	1.45	0.681	0.071	0.087		Bicarbonate of sulphite used.
Lager beer, draft.	Washington, D. C.	4816	16	1.0181	3.86	4.85	5.62		0.312	1.52	2.59	0.619	0.000	0.083		Bicarbonate of sodium added.
Pale lager beer, bottled.	St. Louis, Mo.	4817	17	1.0178	4.28	5.39	4.64	1.0327	0.183	2.17	2.75	0.463	0.067	0.064	0.629	
"Erlanger" beer, bot'd	St. Louis, Mo.	4818	18	1.0203	4.68	5.86	6.82	1.0650	0.212	2.51	2.58	0.575	0.046	0.093	0.344	
Ale, bottled.	Philadelphia, Pa.	4819	19	1.0059	6.24	7.74	3.46	1.0647	0.401	0.59	0.90	0.581	0.232	0.085		
Base pale ale, bottled.	England	4820	20	1.0095	5.66	7.09	4.42	1.0633	0.309	0.49	2.20	0.500	0.117	0.056	0.503	
English porter, bottled.	England	4821	21	1.0147	6.13	7.66	5.90	1.0728	0.371	0.57	2.76	0.763	0.151	0.049	0.397	
Lager beer, bottled.	Boston, Mass.	4822	22	1.0077	5.30	6.63	3.94	1.0587	0.328	1.69	1.63	0.556	0.107	0.065		
"Kaiser" beer, bottled.	Bremen	4823	23	1.0056	5.38	6.71	3.05	1.0643	0.162	0.69	1.36	0.263	0.089	0.045		Salicylated.
"Verzand" beer, bot'd	Baravia	4824	24	1.0197	3.86	4.85	6.24	1.0653	0.190	1.71	3.32	0.419	0.085	0.073		Salicylated.
Export beer, bottled.	Milwaukee, Wis.	4825	25	1.0150	4.39	5.71	5.38	1.0681	0.194	1.87	2.46	0.425	0.071	0.059		
Ale, bottled.	Philadelphia, Pa.	4826	26	1.0171	5.25	6.55	6.02	1.0669	0.331	1.49	2.80	0.569	0.094	0.057	0.441	
Ale, bottled.	Reading, Pa.	4827	27	1.0125	6.92	8.63	5.85	1.0781	0.472	0.93	1.99	0.731	0.382	0.077	0.592	
Porter, bottled.	Reading, Pa.	4828	28	1.0269	4.89	6.10	8.19	1.0786	0.412	2.67	2.88	0.763	0.166	0.100	0.242	
"Select" beer, bottled.	Milwaukee, Wis.	4842	29	1.0183	4.22	5.52	5.88	1.0570	0.193	1.88	2.82	0.419	0.061	0.059		
Export beer, bottled.	Milwaukee, Wis.	4843	30	1.0183	4.22	5.52	5.84	1.0567	0.223	1.75	3.12	0.413	0.063	0.058	0.242	
"Bohemian" beer, bot'd	Milwaukee, Wis.	4844	31	1.0183	4.16	5.24	5.88	1.0563	0.224	1.82	3.04	0.406	0.041	0.057	0.265	
"Bavarian" beer, bot'd	Milwaukee, Wis.	4845	32	1.0187	5.06	6.32	6.26	1.0660	0.346	1.45	2.87	0.556	0.074	0.077	0.265	
Average 28 samples				1.0161	4.63	5.79	5.33	1.0597	0.279	1.65	2.33	0.563	0.082	0.077	0.398	



The table on p. 148, taken from Crampton, *Fermented Alcoholic Beverages*, U. S. Department of Agriculture, Bulletin No. 13, 1887, gives an analysis of American malt liquors.

## WINE.

Wine is produced by the fermentation of grape-juice, the juice being first pressed from the grape by crushing. There are a number of factors, such as the character of the grape utilized, its cultivation, and the method of manufacturing, that enter into the production of a good wine.

The following table, taken from Dupré,<sup>1</sup> gives the main constituents of grape-juice and the wine that is manufactured therefrom. Grape-juice or must contains—

Water		Vegetable mucus.
Grape-sugar	} 10 to 30 per cent.	Essential oils.
Fruit-sugar		Extractives.
Malic acid.		Mineral substances.
Tartaric acid.		Tannic acid.
Racemic acid.		Coloring-matters
Albuminous substances.		Fatty substances
		} From the skins and kernels.

## Wine contains—

Water		Ethers of foregoing alcohols and acids.
Grape-sugar	} 0 to 6 per cent.	Glycerin.
Fruit-sugar		Aldehyd.
Ethylic alcohol	} 5 to 22 per cent.	Carbonic acid and ammonia.
Propylic alcohol		Trimethylamin.
Butylic alcohol		Oils produced by fermentation.
Amylic alcohol		Albuminous matter.
Other higher alcohols.		Vegetable mucus.
Malic acid	} 0.3 to 0.8 per cent.	Coloring-matter.
Tartaric acid		Tannic acid.
Racemic acid		Extractives.
Succinic acid		Mineral matters, 0.15 to 0.6 per cent.
Acetic acid		
Formic acid		
Propionic acid		
Butyric acid		

Among the constituents of the juice of the grape are albuminous substances, grape- and fruit-sugar, and tartaric and tannic acids. The yeast that grows upon the albumins ferments the sugar, with the production of alcohol. The character of the wine depends upon the quantity of albuminous material present: if there is little albumin, the yeast soon ceases in its work of converting sugar into alcohol, in consequence of which the wine

<sup>1</sup> "What is Wine?" *Popular Science Review*, vol. vii.

produced is sweet; on the other hand, if there is much albuminous material present, the yeast continues to grow until all the sugar is converted into alcohol, in consequence of which a dry or acid wine is produced.

Ordinarily, wine does not contain more than 16 per cent. of alcohol, inasmuch as the action of the yeast is inhibited by this percentage of alcohol. Frequently, however, wine is "fortified" by the addition of alcohol; this true of port, which is always "fortified."

The yeast used in the fermentation of grape-juice is obtained in pure cultures and added to the juice to produce the required flavor.

The methods of wine-production vary greatly, and require no description here. Suffice it to say that the fermentation at first lasts from three to six weeks; the albuminous material is removed a number of times, and the wine is then placed in casks; here the percentage of alcohol increases, and the color of the wine becomes fixed. Fermentation still goes on, however, and may continue for many years, thus increasing the percentage of alcohol.

Ethers are also produced, which continue to be formed even after the wine has been placed in bottles. The color of red wine is due to a coloring-matter contained in the skin of the grapes.

Of the important ingredients of wine, may be mentioned water, acids, alcohol, sugar, ethers, glycerin, and extractives.

*Acids.*—The most important acids contained in wine are tartaric, malic, and tannic; others of less importance are acetic and succinic. Tartaric acid occurs in combination with potassium as potassium bitartrate. The total amount of acids in wine varies, but rarely exceeds 0.5 per cent.

*Alcohol.*—There are several alcohols present in wine; ethyl alcohol occurs in largest quantity; amyl, propyl, and butyl alcohol are also present in varying amounts. As has been stated, natural wine never contains more than 16 per cent. of alcohol; if it contains more than this amount, it has been "fortified." This is often done, especially when the wine is to be shipped from warm countries to foreign districts, to prevent it souring.

*Sugar.*—Sour wines contains about 1 per cent., and sweet wines about 4 per cent., of sugar; it is evident, therefore, that sugar is present in too small a quantity to be of any food-value.



*Ethers.*—Many varieties of ethers are present in wine; they are produced by the action of the alcohols and acids upon each other. It is to the character and quantity of the ethers contained in them that the flavor of various kinds of wines is largely due.

*Glycerin.*—Glycerin is present in wine in about one-fourteenth of the volume of the alcohol.

*Extractives.*—A large part of the solid material of the wine is made up of extractives, mainly the carbohydrates, as pectins and gums.

**Varieties of Wines.**—From a dietetic standpoint the classification of Chambers is probably the most practical; according to this author, wines are divided into seven classes:

- |                               |                     |
|-------------------------------|---------------------|
| 1. Strong dry wines.          | 4. Acid wines.      |
| 2. Strong sweet wines.        | 5. Sparkling wines. |
| 3. Aromatic wines.            | 6. Perfect wines.   |
| 7. Rough or astringent wines. |                     |

1. **Strong Dry Wines.**—These are wines that contain a large percentage of alcohol, to which, as a rule, additional alcohol has been added in their production; in other words, they are “fortified.” Examples of this class of wines are port, sherry, and Madeira. In cases of fever these wines are utilized in place of whisky. Port contains from 15 to 20 per cent. of alcohol and considerable tannic acid. Sherry is a fortified wine; it contains from 15 to 22 per cent. of alcohol.

2. **Strong Sweet Wines.**—These wines contain fruit-sugar in quantities sufficient to act as a preservative and prevent further fermentation. Under this head may be mentioned Tokay, Malaga, and sweet champagne. They contain from 18 to 22 per cent. of alcohol and from 3 to 5 per cent. of sugar. Owing to their sweetness they are taken in small quantities.

3. **Aromatic Wines.**—Aromatic wines possess a superior flavor and contain essential oils and considerable alcohol; examples of this class of wines are Moselle, Capri, and some of the Rhine wines.

4. **Acid Wines.**—The distinguishing feature of this class of wines is the large quantity of acid they contain.

5. **Sparkling Wines.**—Sparkling wines contain considerable quantities of carbonic acid gas, to which their exhilarating effect is due. The chief variety of this class of wines is

champagne. The dryness or sweetness of champagne depends upon the proportion of cane-sugar and cognac added during the process of manufacture. In the manufacture of dry champagne 8 per cent. of sugar is added, while the sweet brands contain as much as 16 per cent. Since dry champagne does not contain large quantities of sugar, and since the larger part of the sugar it originally contained has disappeared during fermentation, it is considered less likely to produce flatulence, and is therefore preferred by invalids. Dry champagne is a pure wine containing from 9 to 12 per cent. of alcohol and from 1 to 4 per cent. of sugar.

**6. Perfect Wines.**—Perfect wines are defined by Chambers as those containing alcohol, water, sugar, ethereal flavors, fruity extractives, and acids. Under this head come Burgundy and Bordeaux. Burgundy contains a rather large percentage of alcohol and extractive matter; it is, therefore, said to have considerable "body." Good Bordeaux wines are thoroughly fermented, and, together with the Burgundies, contain very little sugar; they are, therefore, well borne by invalids, and are especially useful as tonics during convalescence from protracted illnesses.

**Rough Wines.**—Rough wines contain considerable quantities of tannic acid, to which they owe their astringent effect. They contain little alcohol, and are of slight value for medicinal purposes.

The following table, taken from Dupré, gives the chemical composition of some wines:

Wine.	Grams absolute alcohol.	Free fixed acid.	Free volatile acid.	Total acid.	Sugar.	Dry residue.	Ash.	Total alcohol in ethers.
Hock (three samples) . . . . .	9.73	0.399	0.088	0.506	0.062	1.920	0.17	0.042
Claret (three samples) . . . . .	9.68	0.390	0.167	0.599	0.243	2.124	0.21	0.038
Hungarian wine (three samples) . . . . .	10.16	0.454	0.192	0.694	0.077	1.906	0.18	0.046
Greek wine (three samples) . . . . .	12.35	0.342	0.215	0.611	0.225	2.507	0.30	0.048
Sherry (three samples) . . . . .	17.80	0.286	0.161	0.487	3.015	5.060	0.50	0.061
Maderia (two samples) . . . . .	17.82	0.373	0.247	0.680	1.850	4.440	0.37	0.096
Port (three samples) . . . . .	18.11	0.309	0.090	0.434	2.540	5.340	0.23	0.053
Marsala . . . . .	16.80	0.206	0.120	0.361	3.500	5.360	0.26	0.049

The following tables<sup>1</sup> give the average composition of some American wines:

<sup>1</sup> Compiled from *The Composition of American Wines*, W. D. Bigelow, U. S. Department of Agriculture, Bulletin No. 59, 1900.









## ACTION AND THERAPEUTIC USE OF MALT LIQUORS AND WINES.

Malt liquors, when taken in moderate quantities, seem to aid digestion, increase the appetite, and stimulate gastric secretion. Occasionally, especially in those who lead a sedentary life, they give rise to indigestion and gastric acidity. On account of the large quantities of carbohydrates they contain they have considerable food-value. The use of malt liquors is contraindicated especially in such conditions as gout, obesity, diabetes, and diseases of the urinary tract.

Wines appear to exert a depressing effect on the gastric secretion. Taken in moderate quantities, however, by increasing the appetite and the motor function of the stomach, this depressing effect is not only overcome, but the digestion is also greatly improved.

Anstie<sup>1</sup> gives the following conclusions as to the use of wine in health :

“Wines for daily use by healthy adults should not on the average contain more than 10 per cent. absolute alcohol (by weight); 8 or 9 per cent. is better.

“If wine be used as the daily drink, it is best, as far as may be, to use only one kind at a time and no other form of alcoholic liquor.

“Sound natural wines are to be obtained at the best economic advantage from the Bordeaux district; the red wines are to be preferred. Rhine wines (white) are equally excellent, but more expensive.

“Hungarian wines are also in many instances excellent, but they are unequal in quality, owing to defects of manufacture.

“Greek wines labor under the same defects.

“The fortified wines, as a class, develop no proper vinous qualities till they have been for some years in bottle. Sherry, however, is greatly superior to the other wines of this class in the rapidity with which it develops the volatile ethers.

“Fortified wines in small quantities, especially sherry, for the reason just named, are the appropriate stimuli of certain kinds of infantile and youthful debility, and of the enfeebled nervous system of old persons.

“Half a bottle of a natural wine a day for a sedentary and a bottle a day for a vigorous and actively employed adult affords a reasonable and prudent allowance of alcohol, and this quantity of wine, either alone or with water, will be enough to satisfy

<sup>1</sup> *On the Uses of Wines in Health and Disease*, 1877, p. 39.

## Analyses of American Ciders.

Designation.	Serial number.	Number of analyses.	Specific gravity.	Alcohol by weight.		Alcohol by volume.		Total solids.	Free acids as malic.		Ash.	Albuminoids.	Carbonic acid.	Polarization, cane-sugar scale.
				Per ct.	Per ct.	Per ct.	Per ct.		Per ct.	Per ct.				
<i>Well-fermented ciders.</i>														
Draft cider ("extra dry") . . . . .	4830	1	1.0132	4.18	5.23	3.31	0.602	0.396	0.088	Per ct.	Per ct.	Per ct.	Per ct.	Degrees.
Bottled cider, known to be pure . . . . .	4832	2	1.0003	8.09	10.05	1.88	0.456	0.279	0.063	Trace	Trace	Trace	Trace	7.0
Bottled cider . . . . .	4833	3	1.0007	6.28	7.83	1.80	0.376	0.310	0.044	.	.	.	.	6.1
Bottled "extra dry russet" cider . . . . .	4834	4	1.0264	4.48	5.61	5.52	0.339	0.393	0.081	.	.	.	.	35.2
"Champagne cider," bottled . . . . .	4835	5	1.0223	4.08	5.10	5.02	0.567	0.310	0.050	0.161	0.161	0.161	0.161	23.4
"Champagne cider," bottled . . . . .	4836	6	1.0143	5.45	6.79	3.60	0.361	0.415	0.038	0.120	0.120	0.120	0.120	20.4
"Sparkling cider," bottled . . . . .	4927	7	1.0306	3.63	4.54	5.32	0.113	0.506	.	.	.	.	.	33.8
Average . . . . .			1.0154	5.17	6.45	3.88	0.402	0.377	0.044					
<i>"Sweet" or incompletely fermented ciders.</i>														
Draft cider . . . . .	4829	1	1.0537	0.65	0.81	9.34	0.565	0.315	0.069	.	.	.	.	41.6
"Sweet" cider . . . . .	4831	2	1.0516	0.61	0.77	9.59	0.302	0.270	0.063	.	.	.	.	34.2
"Sweet" cider (draft). . . . .	4837	3	1.0567	0.20	0.25	9.53	0.375	0.283	0.075	.	.	.	.	48.4
"Sweet" cider (draft). . . . .	4838	4	1.0203	3.46	4.33	3.84	0.302	0.374	0.044	.	.	.	.	24.2
"Sweet" cider (draft). . . . .	4839	5	1.0552	0.55	0.67	9.75	0.409	0.336	0.031	.	.	.	.	48.5
"Sweet" cider (draft). . . . .	4841	6	1.0355	2.96	3.71	6.98	0.478	0.348	0.069	.	.	.	.	39.1
Average . . . . .			1.0455	1.40	1.75	8.17	0.205	0.321	0.059					



the needs of moderate persons for a beverage at luncheon and dinner, the only two meals at which alcohol should, as a rule, be taken."

#### CIDER.

Cider is a beverage prepared from the fermented juice of ripe apples. The amount of alcohol contained in this beverage varies between 3 and 8 per cent. by volume. It also contains malic acid, salts, sugar, albuminoids, and extractives. Cider is a diuretic drink and acts as a laxative. On exposure it undergoes an acetic acid fermentation, whereby it is rendered unfit for drinking purposes.

The table on p. 156<sup>1</sup> gives analyses of American ciders.

<sup>1</sup> Crampton, *Foods and Food Adulterants*, U. S. Department of Agriculture, Bulletin No. 13, 1877.

## VARIOUS FACTORS IN THEIR BEARING ON DIET.

### CONCENTRATION OF FOOD.

CONCENTRATED foods are those from which the larger portion of the water present has been abstracted, and thus the weight and the bulk of the food diminished. There are many patented concentrated foods on the market. They find their chief use in the treatment of patients who take too little of the usual forms of food to maintain strength, and, second, in cases where it is important that a large quantity of nourishment be taken.

Food can be concentrated to various degrees. Desiccated meat is the most concentrated form of protein; sugar, the most concentrated form of carbohydrate; and olive oil, the most concentrated form of fat.

1. **Concentrated Proteins.**—These foods are prepared from milk, meat, eggs, and vegetables. *Meat* is concentrated by drying, and in this form it is generally indigestible; which can, however, be overcome by predigestion or powdering; in this class of foods are included somatose, pemmican, and Mosquera's "Beef Meal" (see p. 162). Among the concentrated foods derived from the casein of *milk* are nutrose, eucasein, etc. (see p. 161). *Eggs* are dried *in vacuo*; sugar is usually added, and the eggs are then pulverized. Of the *vegetable* proteins utilized in concentrated form are aleuronat and legumin.

2. **Concentrated Carbohydrates.**—Sugar is the most important of the concentrated carbohydrates. In this form, however, it is apt to disagree and cause fermentation. To this class of concentrated carbohydrates belong the malt extracts.

3. **Concentrated Vegetables.**—Many vegetables, such as potatoes, carrots, cabbage, and the like, are concentrated by drying. They are utilized only in those instances in which it is impossible to secure fresh vegetables.

**Bread** is frequently dried and eaten in the form of "hardtack," when it is impossible, as during voyages, to obtain fresh bread.



## PRESERVATION OF FOOD.

By preservation of food is meant the process by which the food is so changed that it can be kept for a longer or shorter period of time without undergoing putrefaction. The process of fermentation is induced by micro-organisms present in the atmosphere coming into contact with the food and contaminating it. Since putrefactive germs require a certain amount of moisture and heat for their growth, such foods as contain little water and that are not kept too warm are not so likely to undergo decomposition; on the other hand, foods containing much water undergo fermentation very rapidly. To prevent this process four methods of preservation are, according to Yeo,<sup>1</sup> available:

1. Drying.
2. Exclusion of the air.
3. Exposure to cold.
4. Treatment with antiseptic chemic agents.

1. **Drying.**—By this process a large proportion of the water is abstracted. Pemmican is a form of meat preserved by this method (see p. 161). Vegetables, such as carrots, peas, potatoes, etc., are also preserved by drying. Milk, in the form of nutrose, eggs, as egg powder, and fruits are often preserved in this manner.

2. **Exclusion of Air.**—Air may be prevented from coming into contact with food in a number of ways: by immersing the food in oil or fat; by heating the food, so as to evaporate the external layers; by coating with some impermeable substance, as oil, salt, sawdust, varnish, or paraffin. Fish are frequently preserved by immersion in oil or by smoking. Ham and bacon are preserved by smoking, by which process the outer surface becomes coagulated and impermeable. Eggs are preserved by covering the fresh eggs with some impermeable substance, such as oil, fat, beeswax, or sawdust. In order properly to preserve food by exclusion of air it is highly important that the food be perfectly fresh, and that any air that may be present be expelled.

In *canning*, the food to be preserved is heated in tin cans until steamed, when, all the air having been expelled, the can is soldered and rendered air-tight. Various methods have been resorted to to obviate the necessity of cooking in preserving food. McCall advises the partial exclusion of air and the disinfection of what remains with sodium sulphite. A method of replacing the air by nitrogen and sulphurous acid has also been recommended.

<sup>1</sup> *Food in Health and Disease*, p. 176.

3. **Exposure to Cold.**—Food can be preserved indefinitely by ice. Meat and fish, which are often preserved by this means, should be cooked at once after thawing. Frozen meat loses about 10 per cent. more of its nutritive value in cooking than fresh meat. Frequently food is not kept directly on ice, but in refrigerating chambers; it can thus be shipped many thousands of miles on land or water without showing the slightest tendency to decomposition. The use of cold storage for indefinite periods of time is to be condemned, and storage warehouses should be compelled to brand all stored food as such, as well as with the date of entrance.

4. **Treatment with Antiseptic Chemic Agents.**—Under ordinary circumstances the only chemic agents allowable in preserving food are salt, sugar, vinegar, and wood smoke.

1. **Salting.**—The salting of food is a method that has been practised for many centuries. In this way meat and fish are easily preserved. The pale color of the meat produced by salting is overcome by adding a little saltpeter in addition to common salt. By salting, considerable proteins are extracted from the meat—according to Liebig, one-third of the nutritive value of the meat is lost in this way. After the salting has been accomplished it is often followed by smoking.

2. **Sugar** in strong solution acts as an antiseptic, and fruits are thus often preserved in concentrated syrups.

3. **Vinegar** acts as an antiseptic in preserving cucumbers, pickles, oysters, etc.

4. **Other Antiseptics for Preserving Foods.**—Among these substances are sulphur vapor; weak carbolic acid; strong acetic acid; injections of alum and aluminium chlorid into the blood-vessels; boric acid; borax; salicylic acid; formaldehyd.

Chittenden and Gies<sup>1</sup> have studied the effect of borax and of boric acid on the general nutrition. They conclude that, taken in small doses for a long time, borax does not alter metabolism or disturb nutrition. In larger doses borax retards protein and fat assimilation. In very large doses it causes nausea, vomiting, and diarrhea. (See Food Adulteration, p. 189.) Wiley<sup>2</sup> has made an extended study of food preservatives, and concludes that boric acid and borax used even in small quantities over long periods of time disturb appetite, digestion and the general health. The fact that certain individuals may take small amounts of certain food preservatives for long periods of time without injury is no argument in favor of their use, as

<sup>1</sup> *Amer. Jour. Physiol.*, 1898, No. 1.

<sup>2</sup> *United States Department of Agriculture*, Bulletin 84. Part I.



we have no method of determining who will be and who will not be injured in this way. Wiley states positively that there is no necessity for using either chemie preservatives or artificial coloring-matter in food-products. Food laws should be enacted and carried out prohibiting the use of coloring-matters, chemie preservatives, and sophistication of every kind.

### ARTIFICIAL FOOD PREPARATIONS.

To this class of foods belong those preparations that are so concentrated as to furnish a large amount of food in small bulk; being of small bulk, they can be added to liquid foods, and thus the nutritive value of the latter increased without increasing the total quantity of liquid taken. A number of these preparations have been mentioned under the head of beef-juices and meat-powders. The various casein preparations, among which may be mentioned nutrose, eucasein, sanose, and plasmon, are artificial foods.

1. **Nutrose** is prepared from the casein of milk combined with an alkali (sodium), which converts the casein into a colorless, tasteless powder completely soluble in water. It contains from 13 to 18 per cent. of nitrogen, and is used as a food in digestive disturbances. It is administered in soups (one-third to one-half ounce of nutrose to each cupful).

2. **Eucasein** is a similar preparation, in which, however, ammonia enters instead of sodium.

3. **Sanose** is a food containing 80 per cent. of pure casein and 20 per cent. of egg-albumin. It is a colorless powder. It emulsifies in water, forming a white liquid, and can be taken in cocoa, milk, or broth.

4. **Plasmon** is prepared from the proteins of milk, and is a most useful casein product. It is a white tasteless powder, soluble in warm water. It is administered in water, milk, or broths. It contains about 70 per cent. of proteins.

**Artificial Proteins made from Meat.**—A number of these preparations have already been described. To this class belong: 1. Pemmican. 2. Peptone-products. 3. Mosquera "Beef Meal." 4. Somatose.

1. **Pemmican** is prepared by cutting meat into thin slices and allowing these to dry; sugar and dried fruits are added, the nutritive value of the meat being thereby increased. Forty parts of fat are added to 50 parts of meat.<sup>1</sup>

2. **Peptone-products.**—Peptone-products are predigested

<sup>1</sup> Voit, *Zeitschr. f. Biologie*, 1889, vol. xxv., p. 232.

protein foods. When given in large quantities they tend to produce diarrhea, and are objectionable to many patients on account of their disagreeable taste. Among the principal peptone-products manufactured may be mentioned Kemmerich's, Koch's, Bengel's, Savory & Moore's, Carnrick's, Armour's Wine of Beef Peptone, and Panopepton.

The following table, taken from König, gives the chemie composition of some peptone preparations :

Preparation.	Water.	Total nitrogen.	Insoluble proteid.	Albumoses.	Peptones.	Other nitrogenous compounds.	Fat.	Ash.
Kemmerich's meat peptone (dry)	33.30	9.78	1.10	14.56	32.57	9.97	0.30	7.73
Koch's meat peptone (dry)	40.16	7.80	1.42	15.95	18.83	15.96	0.79	6.89
Bengel's peptonized beef jelly	89.68	1.55	. .	2.41	4.75	2.27	. .	0.89
Savory & Moore's fluid beef	27.01	8.77	. .	5.42	2.74	52.73	. .	12.10

3. **Mosquera Beef Meal** is prepared by partially digesting meat by means of a ferment obtained from pineapple juice. According to Chittenden, this product contains 90 per cent. of nutritive matter (13 per cent. of fat and 77 per cent. of protein). The proteins are mainly in the form of albumoses and peptones. This preparation has a very high nutritive value and may be added to cocoa, milk, or broth.

4. **Somatose**.—Somatose is a predigested meat consisting of albumoses. It is a yellowish powder, tasteless, odorless, and highly nutritious, and is usually well borne even in gastric disturbances.

#### Artificial Proteins prepared from Vegetables.—

The two principal forms of this class of foods are as follows :

1. **Roborat**.—This is a vegetable protein manufactured from rice, wheat, and maize. It is a fine, odorless, and tasteless flour, slightly soluble in water. It is well borne by the stomach, and is absorbed about as well as an animal albumin (up to 95 per cent.). It is free from nuclein and does not increase the excretion of uric acid. It may be added to any food, but ordinarily 30 or 40 per cent. of it is mixed with flour and baked.

2. **Legumin** consists of the casein of the legumes, and is a highly nutritious protein food.

3. **Aleuronat** is a brownish powder chiefly utilized as a food for diabetics. It contains 80 per cent. of protein.

**Artificial Proteins prepared from both Animal and Vegetable Foods**.—Of this class, one product especially must be named—*i. e.*, Tropon. This is prepared mainly



from fish and vegetables, and as sold on the market appears as a brownish tasteless powder. It is eaten mixed with broths or gruels.

#### ARTIFICIAL PROPRIETARY FOODS.

A large number of proprietary foods, designed as substitutes for milk for infants and invalids, are on the market. Infants fed upon such foods alone are apt to become rachitic. Some of these foods have little food-value, especially the amylaceous foods in which the starch has not been predigested. Many of these preparations contain too little fat and far too great a proportion of carbohydrates. According to Holt, "when children are fed upon foods lacking in fat the teeth come late, the bones are soft, the muscles flabby," while "children fed upon foods containing too much sugar are frequently very fat, but their flesh is very soft; they walk late and they perspire readily about the head and neck." As Halliburton has recently pointed out,<sup>1</sup> "mere chemic analysis is no criterion of food-value, for the digestibility of the food is the all-important question. Investigations into the value of food-stuffs must be conducted and controlled both *in vivo* and *in vitro*—both in the body and in the test-tube. The results of test-tube experiments are of value, but the final test of food-stuffs must be made on animals, and preferably on man. These experiments are both tedious and difficult, but there is a growing appreciation of their value and an increasing resort to their use."

Hutchison<sup>2</sup> divides proprietary foods into three classes:

1. **Foods prepared from cows' milk** with various additions or alterations, and requiring only the addition of water to fit them for immediate use. To this class belong Malted Milk, Nestlé's Food, Lactated Food, Carnrick's Food, Cereal Milk, Wyeth's Prepared Food, and Wampole's Milk Food. These foods are prepared from flour baked and mixed with milk or cream and then dried. By means of the malt which is added the starches are converted into dextrin and maltose. The general composition of these foods is as follows:

	Per cent.
Water . . . . .	90.0
Protein . . . . .	1.0
Fat . . . . .	0.5
Sugar . . . . .	5.0
Mineral matter . . . . .	0.5

<sup>1</sup> "Dietetic Value of Patented Foods," *New York Med. Jour.*, January 23, 1904.

<sup>2</sup> *Food and Dietetics*, p. 445.

The chemic composition of Malted Milk and of Nestlé's Food is thus given by Chittenden :<sup>1</sup>

	Malted Milk.	Nestlé's Food.
Water . . . . .	92.40	92.76
Protein . . . . .	1.15	0.81
Fat . . . . .	0.60	0.36
Sugar . . . . .	5.38	3.80
Mineral matter . . . . .	0.29	0.13

2. **Farinaceous foods prepared from cereals of which the starch has been partly or wholly converted into dextrin or sugar,** and which require the addition of milk to fit them for use. To this class belong Mellin's Food, Savory & Moore's Infant Food, and Bengel's Food. These foods are prepared by mixing equal parts of wheat flour and barley malt with bran and potassium bicarbonate. The mixture is made into a paste with water, and kept at a warm temperature until the starch is converted into dextrin and maltose. As these foods are poor in fat, protein, and mineral matters, they are added to milk in order to render them more nutritious.

3. **Farinaceous Foods in which the Starch has not been Predigested.**—To this class belong Ridge's Food, Neave's Food, Imperial Granum, and Robinson's Patent Barley. These foods are poor in fat, protein, and mineral matters.

**Other Proprietary Foods.**—**Crackers** are prepared from flour, water or milk, and are baked into various forms. Baking-powder and soda, and frequently milk, butter, sugar, and flavoring extracts, are added. Crackers are, as a rule, easily digested.

**Malt Extracts.**—Malt extracts are manufactured by heating a solution of malted barley at a moderate temperature *in vacuo*. The average composition of malt extracts, as given by Klemperer,<sup>2</sup> is as follows :

	Per cent.
Sugar . . . . .	50-55
Soluble starch . . . . .	10-15
Protein . . . . .	5-6
Ash . . . . .	1-2

Malt extracts are especially useful as beverages for those weakened by chronic disease, as tuberculosis or anemia, and in the convalescence from acute diseases, as after typhoid fever

<sup>1</sup> *New York Med. Jour.*, July 18, 1896.

<sup>2</sup> *Leyden's Handbuch der Ernährungstherapie.*



or pneumonia. Among the various malt preparations may be mentioned Maltine, Kepler's Extract of Malt, and Hoff's Malt Extract.

The following table gives the chemie composition of various proprietary foods manufactured by the Battle Creek Sanitarium Co. :

Breakfast foods and cereals.	Water.	Albumi- nous ele- ments.	Fruit- sugar.	Total carbohy- drates.	Free fat.	Salts.
Granose . . . . .	6.00	11.55	. .	78.50	1.45	2.50
Toasted wheat flakes . . . . .	6.00	11.55	. .	78.50	1.45	2.50
Toasted corn flakes . . . . .	5.80	9.00	10.00	78.30	1.90	1.00
Granuto . . . . .	8.80	11.40	20.48	77.57	2.23	0.80
Granola . . . . .	11.40	11.87	. .	72.63	2.50	1.00
Glutens:						
Gluten meal 40 per cent. . . . .	8.70	41.10	. .	47.90	1.10	1.20
Gluten biscuit 40 per cent. . . . .	8.70	41.10	. .	47.90	1.10	1.20
Nut foods:						
Bromose . . . . .	13.40	16.00	35.30	44.30	24.00	1.40
Malted nuts . . . . .	2.60	23.70	43.90	43.90	27.50	2.20
Nut butter . . . . .	3.00	29.30	. .	17.10	46.50	4.10
Nut meal . . . . .	3.00	29.30	. .	17.10	46.50	4.10
Almond butter . . . . .	4.80	21.00	. .	17.30	54.90	2.00
Almond meal . . . . .	4.80	21.00	. .	17.30	54.90	2.00
Nuttolene . . . . .	60.00	12.12	. .	6.91	10.46	1.51
Protose . . . . .	64.22	21.60	. .	2.85	10.23	1.40
Meltose . . . . .	31.17	3.87	49.61	64.52	. .	0.44
Potato meal . . . . .	7.10	8.50	. .	80.90	0.40	8.10
Hulless beans . . . . .	8.76	23.62	. .	62.49	2.03	3.10

## COOKING OF FOODS.

The cooking of food is an art practised by all races, savage as well as civilized. Food is cooked to improve its flavor, to soften it so that it can be masticated and more easily digested, and finally to destroy all parasites and disease germs that may be present in the raw food. By cooking, certain flavors are developed, which by their savoriness increase the appetite and the taste for the food. Cooking, moreover, destroys the tough fibrous envelops that surround many foods, thus permitting the food to be more easily acted upon by the various digestive fluids. Various parasitic organisms present in many foods are destroyed by cooking, and the food thus freed from one of its most dangerous elements. On cooking, the protein in food coagulates; under the influence of dry heat the starches are

gradually converted into dextrin, whereas under the influence of moist heat the granules gradually swell until they rupture their envelopes. Sugars, by boiling are changed gradually into caramel, which is the source of the odor frequently given off in the cooking of food. When fats are heated, they undergo a change, with the production of free fatty acids, which are often reponsible for the odors that exist in the kitchen.

**Cooking of Meat.—Boiling.**—In cooking meats the temperature of the water should not exceed the temperature necessary for the coagulation of the proteins. In order that the meat may retain as much of its flavor as possible it should be immersed in boiling water for a few moments; in this way the protein on the surface immediately coagulates, thus preventing escape of the constituents and so retaining all the nutritive elements in the meat. After this has been accomplished the temperature of the water may be lowered and the process of cooking continued. The broth which is so produced is thin and poor. If a rich, nutritious broth is desired, the meat should be cut into small pieces and placed in cold water, and the temperature gradually increased to 150° F. In this way the nutritious elements of the meat pass out into the broth.

**Roasting.**—In roasting, the meat is first exposed to a high temperature and afterward cooked slowly; thus the outer layers coagulate at once, preventing escape of the juices. Roasting not only prevents evaporation of the flavors of meats, but by its effect on the extractives develops savory odors and flavors.

**Baking.**—Baking much resembles roasting, except that by the latter process the heat is applied all round the meat, instead of only to one side.

**Stewing.**—For this purpose meat is cut into small pieces and placed in a small quantity of water. The water is heated slowly, but not allowed to boil; a certain amount of the nutritious substances thus passes into the water, which then becomes rich, and to which flavoring substances and vegetables are added. Inasmuch as the juice is eaten with the meat, none of the nutritious ingredients is lost.

**Braising.**—In this process the meat is placed in a small vessel and covered with a strong liquor of vegetable and animal juices; it is then heated, but not boiled. The tough fibers of the meat are thus loosened and made tender; the meat also becomes impregnated with vegetables and spices present in the juices, which enhances its flavor.

**Broiling.**—Broiling and roasting are similar processes, except



that in the former smaller portions are utilized ; the process is thus more rapid, a large surface being exposed to the direct action of the heat.

**Frying.**—In this process the meat is put into boiling fat, with which it becomes saturated ; fatty acids are thus produced, which have a tendency to irritate the stomach and cause indigestion.

**Cooking of Fish.**—Fish may be boiled, broiled, baked, and fried. Boiled fish is most easily digested. Inasmuch as the flavoring substances are more easily dissolved out into the water and lost, less time should be consumed in boiling fish than in boiling meat. Sir Henry Thompson has shown that even with careful boiling 5 per cent. of the solid matter of fish is apt to be lost ; for this reason steaming is often preferable.

#### EFFECT OF COOKING.

The **effect of cooking on meat** is to diminish its watery constituents, thus concentrating and rendering it more nutritious ; by this process also the extractives, as well as some of the fats, are partly removed.

The following table, taken from König, shows the chemie composition of certain meats before and after cooking :

	Water.	Nitrogenous matter.	Fat.	Extractives.	Mineral matter.
Beef, raw . . . . .	70.88	22.51	4.52	0.86	1.23
Beef boiled . . . . .	56.82	34.13	7.50	0.40	1.15
Beef roasted . . . . .	55.39	34.23	8.21	0.72	1.45
Veal cutlets, raw . . . .	71.55	6.93	6.38	0.68	1.15
Veal cutlets roasted . . .	57.59	11.95	11.95	0.03	1.43

**Effect of Cooking on Vegetables.**—The important object in the cooking of vegetables is to rupture the cellulose envelop and so to soften the contained starch-granules. Under the influence of heat and moisture the starch swells and bursts its envelop, forming a paste ; this paste, in its turn, expands and ruptures the cellulose envelop ; cooking, therefore, renders vegetable foods more easily digestible.

As has been pointed out, in the cooking of meats a certain proportion of the ingredients is lost. Unlike meats, however, vegetables become more watery in cooking. In this condition they are more easily acted upon by the gastric secretion ; on the other hand, the addition of water in cooking so increases their bulk that the motor function of the stomach is apt to be overtaxed.

When food is cooked rapidly there is a tendency to overcook

the outer layers and to leave the inner underdone. The better plan, therefore, is to cook food slowly for a longer period of time at a lower temperature. Various appliances are on the market which have for their object the production of a continuous action of a moderate heat, at the expense of as little fuel as possible, the "Aladdin Oven" of Dr. Edward Atkinson<sup>1</sup> is an apparatus of this kind. "It is a simple iron box, closed in front by a door, and having an opening in the top that communicates with a tube to let off any superfluous steam. This box is surrounded by another, whose top and sides are made of non-conducting material, for the purpose of holding the heat. A standard, on which this box is set, and a lamp underneath complete the apparatus." Atkinson claims that ordinarily two pounds of fuel are required for every pound of food cooked, whereas with his oven two and one-half pounds of fuel will cook sixty pounds of food. Canon More Ede, of England, invented a similar apparatus for the cooking of penny meals.<sup>2</sup> He describes his apparatus as follows :

"It consists of a box 3 feet high, 2 feet wide, 1 foot 9 inches deep, with an outer case of sheet iron. The sides and lid are lined with 2½ inches of felt, and inside this, again, is a further lining of tin. Underneath this box, which will hold 30 gallons, are placed two of Fletcher's atmospheric gas-burners. The felt being a non-conductor, nearly all the heat from the gas is utilized, and a comparatively small expenditure of gas suffices to raise the temperature of the contents of the box to boiling-point, or to the heat required for the food which is being cooked.

"When once the desired temperature is obtained, one of the burners can be turned off and the other lowered, when, owing to the prevention of radiation by the felt, it will be found that a merely nominal expenditure of gas will enable the temperature to be maintained for hours, and even when the gas is totally extinguished, many hours will elapse before food cooked will become cool.

"But, except in the case of puddings which require rapid boiling, the cooking is done in an inner pan, which is placed inside the box, and which contains rather more than twenty gallons. The apparatus may be best described as a huge Warren's pot, with the additional advantage that the whole of the inner pan is surrounded by warm water."

<sup>1</sup> Edward Atkinson, *The Science of Nutrition and the Art of Cooking in the Aladdin Oven*, Boston, Damrell & Upham, 1896.

<sup>2</sup> *Cheap Food and Cheap Cooking*, London, Walter Scott, 1884.



### DISEASES CAUSED BY ERRORS IN DIET AND BY VARIOUS FOOD-POISONS.

Disease may be caused by taking too little or too much food, by a diet that is not well balanced,—that is, does not contain the combination of food-elements in correct proportions,—and by other factors and influences the precise nature of many of which is obscure. It may also be caused by certain poisons or disease-germs or parasites taken into the body with the food or drink. Disease may occasionally be produced by a personal food idiosyncrasy. It is also frequently caused by certain beverages.

The diseases due to the taking of insufficient food are starvation, malnutrition, marasmus, and some forms of anemia. Chlorosis is apt to occur in underfed girls.

Overeating, or the taking of improper food, gives rise to a great variety of diseases, especially in those who have hereditary tendencies to certain diseases. The food, by producing irritation in the alimentary tract, may be the direct cause of disease, as in acute indigestion, diarrhea, and the like. Disease may also be produced by the excessive amounts of food assimilated either being deposited as fat and causing obesity, or by overworking the organs of excretion, producing degenerations or scleroses. The kidneys, liver, and heart are the organs most likely to suffer, but the nervous system may also be affected. In epileptics attacks may be brought on by overfeeding. Gout, lithemia, and the like are among the diseases caused by a too generous diet. Diseases of the skin, such as acne, eczema, and urticaria, may also have the same causal factor.

Overeating is probably as prolific a source of disease as overdrinking, a fact that is not generally admitted. The commonest effects of overdrinking are the nervous conditions caused by excessive tea- or coffee-drinking, and the all too familiar condition, with its well-known symptomatology, of acute or chronic alcoholism.

**Acute food-poisoning** is due to the action of ptomains, and is often known as ptomain-poisoning. Ptomains, or toxins, are poisonous substances caused by the action of bacteria, and may be generated in nitrogenous foods or in the alimentary tract. They resemble alkaloids, and when absorbed are partially destroyed in the liver.

**Parasites in Food or Drink.**—Quite a number of diseases are communicated to man through either the parasite or its embryo being taken into the stomach with the food or in drinking-water. For a thorough knowledge of these parasites and their effects on the human system the student is referred to the text-books on bacteriology.

The *Amœba coli*, which causes a form of chronic dysentery, is probably taken in with the drinking-water. Its life-history is not definitely known.

**Coccidium Oviforme.**—The spores, known as psorospermia, have been found in the liver, pleura, and other organs of man. They probably gain entrance into the system from water, green vegetables, or from handling animals such as dogs and rabbits. The life-history of this organism is obscure.

*Trichomonas*<sup>1</sup> and *cercomonas* are small parasites at times found in the stools.

*Distoma hepaticum*, or liver fluke, usually infests the gall-duct or the gall-bladder. The embryos are attached to aquatic plants, and hence are believed to be taken in with them or with drinking-water. Several other species are described as occurring in China and in Egypt.

*Bilharzia hæmatobia*, or blood fluke, is found in the urine. It is a native of Egypt, southern Africa, and Arabia. The embryos are probably taken into the body with drinking-water.

**Tapeworm.**—Several species of tapeworm have been described. The neck and head of this worm, called the scolex, may become encysted, and the worm is then known as the cysticercus.

*Tenia Solium.*—The pork tapeworm is a somewhat rare form, infection usually taking place by means of the embryos present in raw or underdone pork. The embryos are seen in the meat as small white spots, and, from its mottled appearance, the meat containing them is usually called measly pork. Government inspection of meat has done much to prevent infection by this and other forms of parasites.

*Tenia mediocanellata* or *saginata* is the most common tapeworm in the United States. Infection is produced through eating raw or underdone beef. There are several other rare varieties :

<sup>1</sup> For a description of the trichomonas, see Dock, *Amer. Jour. Med. Sci.*, 1896, vol. cxi., p. 1.



*Tænia cucumerina* or *elliptica*, a very small tapeworm, is found in the dog and occasionally in man. Its embryos occur in the dog louse.

*Tænia flavopunctata* is a form found in Boston.

*Tænia nana* and *madagascariensis* are forms occasionally met with.

*Bothriocephalus latus* is a tapeworm found in the north of Europe, but is occasionally imported into the United States. The larvæ are found in fish. Two other forms, *B. maritima* and *B. mystax*, have been found in man. *B. cordatus*, seen in Greenland, and *B. cristatus* are other rare forms; the former was found in an immature state in Iceland and the latter usually occurs in cats or dogs.

*Tænia Echinococcus*.—This is found in the intestines of dogs. In man it may form single or multilocular cysts. Infection occurs from handling dogs or from eating green vegetables. It is rare in America, but not uncommon in Europe.

*Ascaris lumbricoides*, or round-worm, is a common parasite whose life-history is unknown.

*Oxyuris vermicularis*, or pin-worm, a small parasite often found in children, is believed to be taken in with fruit and other raw food.

*Strongylus duodenale*, also called *Anchylostomum duodenale*, is a parasite attracting considerable attention in America. Formerly but little known in the United States, numerous instances of infection by this parasite have recently been reported. It is a small parasite, from 6 to 10 millimeters long, and is present in the upper part of the intestine. It causes severe anemia. The embryos of the parasite are probably taken in with drinking-water. It is apt to occur in brick-makers, miners, and those following similar occupations.

*Filaria Sanguinis Hominis*.—This parasite is found in the Southern States, and is probably also taken with impure water. It causes hematochyluria and certain forms of elephantiasis.

*Filaria* or *Dracunculus medinensis*, or guinea-worm, develops in the cyclops, a small crustacean. The larvæ are probably taken into the stomach with drinking-water. It causes vesicles and ulcers. Cases of infection that must have occurred in America have been described.

*Trichocephalus dispar*, or whipworm, is found in the cecum, and is about 4 or 5 centimeters in length. It does not, as a rule, cause any symptoms.

*Rhabdonema intestinale* is a small parasite often spoken of

as the Cochin-China diarrhea worm. It is found in the intestines, and causes a form of tropical diarrhea. It has been discovered in many parts of the world.

**Parasitic Diseases.—Trichiniasis.**—This is a disease caused by eating the so-called “measly” pork, or pork infected with *Trichina spiralis*. This parasite measures 1.5 millimeters in length—the female, 3 to 3.5 millimeters, and the embryos from 0.5 to 1 millimeter. The embryos are generally coiled up and encapsulated, and are seen in the voluntary muscles, giving rise to the name mentioned above. The parasite is also found in the rat, and Dock believes that the disease is communicated to the hog by eating infected rats.

When taken into the intestinal canal, the envelop surrounding the embryo is dissolved, and in from three to six days the latter develops into a full-grown trichina. The female produces the embryos by thousands, and these work their way through the intestinal wall and enter into the voluntary muscles, where they may be found several weeks after infection. If they are to be found at all, they are present in the diaphragm, which, owing to its proximity to the intestinal canal, is the favorite site. In the muscles the parasites are surrounded by a zone of irritation, and finally become encapsulated, lime salts being deposited in the capsule. Thus encapsulated, the parasite may live for years. Its presence gives rise to gastro-intestinal irritation, fever, pain, and prostration. There is frequently a picture simulating typhoid. A marked eosinophilia is usually present, and the disease proves fatal in many cases.

Owing to the greater frequency with which raw pork is eaten in Germany, trichiniasis is commoner in that country than in the United States. A temperature of 140° F. kills the parasite, and the only sure way of preventing the disease is to cook all pork. The presence of the parasite is easily detected, and in places where meat is inspected infected meat should be rejected by the Government inspector. Pickling and curing meat may, if the pieces are thin, kill the parasites, but they may survive if the pieces of meat are large.

**Diseases from Milk.**—Numerous diseases are transmitted through the agency of milk, the cow itself being diseased or subsequent contamination of the milk taking place. The cow may be suffering from diseased udders or from some affection of the mammary gland. The organism most commonly present in infected milk is the streptococcus. Tubercle bacilli may find their way into the milk from a diseased gland or udder. As a



rule, it may be stated that if the disease, whatever it may be, is not in the mammary gland or in the udder, it is unlikely that the bacteria which gave rise to the disease will find their way into the milk. It should be borne in mind, however, that milk from a sick cow, even if it does not cause disease directly, is apt to be poor in quality, and is not desirable for food.

Milk infection is most commonly the result of impure milk, made so by improper care and contamination with toxin-producing bacteria. The disease may be the result of toxins formed in the milk, or the bacteria themselves may be the cause of the disturbance. (For details as to the proper care of this food, see the section on Milk.) Sour milk or milk which is about to turn may cause gastric or intestinal disturbances in invalids or children.

**Poisons Transmitted in Milk.**—Poisonous substances taken in with the food of the animal or administered in sufficient quantities as remedies may be transmitted in the milk and cause symptoms in the consumer. This is not of very frequent occurrence. Among the numerous drugs which have been reported as causing poisonous symptoms are: arsenic, lead, copper, mercury, tartar emetic, iodine, atropin, veratrum viride, strychnia, croton oil, and others.

**Tuberculosis.**—Milk as a cause of tuberculosis has of late years been the subject of much discussion. This discussion was largely the result of a statement made by Koch, in 1901, that bovine tuberculosis could not be transmitted to man, and that the disease as found in man and in animals was due to two different organisms. This statement has not been borne out by facts, and it may with safety be stated that the disease in both man and animals is due to the same organism, although some differences in the disease and also in the organism as found in man and in animals exist. If a cow has tuberculosis of the mammary gland or of the udder, although the disease may not be apparent to the naked eye, the milk will contain tubercle bacilli. If the disease occurs elsewhere in the body, tubercle bacilli are not apt to find their way into the milk. The tubercle bacillus, moreover, does not multiply in milk. Tuberculosis may be produced in man by the same bacillus that causes bovine tuberculosis. Where this has occurred, it has usually been the result of accident, the disease following being of a local nature and of no great intensity. With what degree of frequency the tubercle bacillus is found in milk, and whether it has ever caused tuberculosis from the use of milk containing it, are questions that can not be definitely answered at this time.

**Diarrheal Diseases.**—The question of diarrheal diseases as caused by milk is of the greatest practical importance. Diarrheal disease is commonest in the warm months, and 97 per cent. of the cases that occur in children are in bottle-fed babies. Where the milk is pure and where proper care has been observed in transmission from the cow to consumer, the disease is rare. Where the milk is impure and is carelessly handled, many cases of diarrhea and death are the result. These diseases may be produced by toxins generated in the milk by the bacteria, or by the bacteria themselves being introduced into the intestinal tract. It is not definitely known just what bacteria give rise to summer diarrhea. The disease is probably due to different organisms. Recent investigations point to *Bacillus dysentericus* (Shiga) as the organism most commonly present. There is no greater lesson to be learned in the whole range of milk infections than that *impure milk causes diarrhea*.

**Diphtheria.**—Diphtheria bacilli may find their way into milk from the milker, who may have the disease in a mild form, or from subsequent contamination. A number of epidemics have owed their origin to infected milk.

**Scarlet Fever.**—Where epidemics of this disease have occurred as the result of milk infection, they have usually been traced to a case of the disease in a milker's family. Kober tabulated 99 scarlet fever epidemics as follows: disease at dairy or milk farm, 68; persons employed at the dairy either lodged in or had visited infected houses, 6; from infected bottles or milk cans left in scarlet fever houses, 2; employees working while suffering or recovering from the disease, 17; employees acting as nurses, 10; milk stored in or near the sick-room, 3; infected cloth used in wiping cans, 1. In 19 instances the infection was attributed to inflammation of the udder or to puerperal fever in the cow. These outbreaks should be regarded as cases of streptococcus or staphylococcus infection rather than scarlet fever.

**Typhoid Fever.**—Many epidemics of typhoid fever may be traced to an infected milk supply. Too much stress can not be laid on the importance of investigating dairy farms as a source of typhoid fever epidemics. Kober tabulated 195 epidemics caused by milk. In 67 instances the milk was probably infected by using infected well-water to wash the utensils, and in 16 of these, infected water had been intentionally added to the milk for purposes of dilution. In 7 instances the infection was attributed to cows wading in sewage-polluted water or pastures;



in 24 instances the dairy employees acted as nurses ; in 10 instances patients suffering with mild attacks continued at work ; in 1 instance the milk-cans were washed with the dishcloth used among the fever patients ; in 2 instances dairy employees were connected with the night soil service ; and in 2 instances the milk had been kept in a closet in the sick-room.

**Asiatic Cholera.**—This disease may be transmitted through the agency of milk, but the usual mode of infection is through drinking-water.

**Milk-poisoning (Galactotoxismus).**—In 1885 tyrotoxin was found in milk, and in 1886 Newton and Wallace reported interesting series of cases of poisoning due to the presence of this toxin in milk. The milk was obtained from a dairy in which the milking was done at midnight and at noon. The noon milk was the one that was poisonous. While still warm it was placed in cans, and delivered to the consumers in the heat of the day. The heat permitted the growth of bacteria which caused the formation of toxin. There have been numerous instances where its presence in milk has caused poisoning.

Vaughan and Novy have also found it in ice-cream and in custard. Shearer has demonstrated its presence in vanilla and lemon ices. Besides tyrotoxin, other toxins have been found in milk. Vaughan and Perkins have isolated a toxin, caused by a colon-like bacillus, which produces marked symptoms.

**Cheese-poisoning (Tryrotoxismus).**—As early as 1827 theories began to be disseminated as to the reason why some cheese, usually apparently unaltered so far as ordinary observation went, should cause poisoning. Hünnefeld and others after him believed it to be due to the fatty acids. Numerous cases were reported and discussed. In 1883 and 1884 about 300 cases of cheese-poisoning were reported to the Michigan State Board of Health. All who ate of the cheese were attacked, and the symptoms varied with the quantity taken, being more severe where large amounts had been ingested. The symptoms were vomiting and purging, with watery stools ; the tongue, at first white, then became red and very dry, and there was pain in the region of the stomach. The pulse was feeble and irregular, and in some instances there was cyanosis. Vaughan studied these cases, and found that the poisoning was due to twelve different varieties of cheese, most of which came from one factory. The cheese seemed to differ but little from ordinary good cheese, but if offered to cats or dogs together with good cheese, the animals invariably chose the good. If fed to hungry cats, they would eat it and apparently with no ill effects. The poison was isolated, and con-

sisted of a crystalline, highly poisonous substance, which Vaughan called tyrotoxin. Tyrotoxin, however, appears to be a comparatively rare poison, and other toxic substances have been discovered in cheese. Vaughan isolated an albumose; Vaughan and Perkins, two bacilli; and Vaughan and McClymonds, a bacillus of the colon group, all of which were toxic.

**Typhoid Fever and Oysters.**—Typhoid fever has been transmitted by infected oysters, the oysters having usually been grown very near the outlet of a sewer or on artificial beds. In New Haven, some years ago, thirty students were infected with typhoid by eating raw oysters supplied by a dealer who made a practice of placing the fresh oysters in the river for a day or two after receiving them. Running from his house to the river, near where he had placed the oysters, was a drain-pipe. His daughter had typhoid at the time, and his wife had died of the disease shortly before. Instances have been reported in other countries, but it is not a very common mode of infection.

**Poison from Mussels (Mytilotoxismus).**—According to Vaughan and Novy, there are three kinds of mussel-poisoning:

1. Where the principal symptoms are gastro-intestinal, and of varying intensity. This form may at times be choleric (Combé). Death may follow very rapidly—in Combé's case it occurred in two days.

2. The most frequent form is that in which symptoms are principally nervous, coming on shortly after the mussels are eaten. There is a sensation of heat and itching; a rash of an urticarial nature, and sometimes vesicular, appears. There may be dyspnea, and death may result from convulsive tremors or coma. Death has followed from this form in three days.

3. In the third form the symptoms are those of an intoxication resembling alcoholism followed by paralysis and death. Combé in 1827, reported death as early as three hours after eating the mussels, and others six or seven hours, and still others after longer intervals.

Various theories have been advanced to explain the cause of mussel-poisoning. Brieger has isolated a toxin from mussels which he calls mytilotoxin, which caused a fatal case of poisoning. Further study is needed to decide the question of the toxin principle in the other forms.

Shell-fish taken from filthy water is apt to be poisonous. At Havre, France, cases of poisoning occurred from the eating of oysters taken from near the outlet of a drain from a public



water-closet (Pasquier). Various rules for recognizing poisonous shell-fish have been given, but they are not, as a rule, reliable. Shell-fish that is fresh, that has been taken from clean water, and that has been washed with clean water, is generally safe. Kept at a summer temperature, whether cooked or not, it is unfit for food.

**Poisoning due to Fish (Ichthyotoxismus).**—Fish may be poisonous under various conditions :

(1) Some are always poisonous. (2) Some are poisonous during the spawning season. (3) Some may be infected with bacterial diseases which may cause disease in man. (4) Like other nitrogenous foods, fish may be infected with bacteria which produce toxins.

Kobert, according to Novy and Vaughan, makes the following classification of poisonous fish :

1. Where the fish are supplied with poison glands connected with barbed fins, with which they wound their enemies, like the poison of snakes. These cause prostration, convulsions, and death in man.

2. The genus *Tetrodon*, a Japanese fish which has poisonous ovaries, which are less poisonous in winter, when the ovaries are inactive. Kakké, a disease of Japan and other Eastern countries, is believed to be due to the eating of certain varieties of the *Scombridæ* family. (See Beriberi.)

3. Certain other fish whose flesh and glands are harmless may be dangerous on account of the decomposing substances or corals, etc., on which they feed.

4. Poisoning due to ptomaines, of which Anrep has isolated two. These are due to the fish being infected with saprophytic bacteria. The symptoms are principally due to involvement of the gastro-intestinal tract and nervous system—nausea, vomiting, diarrhea, prostration, rashes, etc.

In Russia and Germany there are certain fish that, if eaten raw, may produce disease, but that, when thoroughly cooked, are harmless. The cause is probably found in a bacterial disease of the fish.

**Meat-poisoning (Kreotoxismus).**—Many forms of meat-poisoning have been described, and some have been given special names. Certain diseases the result of direct transmission will be considered separately. The meat of animals that have died of disease of any kind is unfit for food, and the old Mosaic law, "Ye shall not eat anything that dieth of itself,"<sup>1</sup> is a good hygienic rule. The Jewish laws concerning what

<sup>1</sup> OLD TESTAMENT: *Deuteronomy* xiv: 21.

were regarded as clean and unclean meats are set forth in the fourteenth chapter of the book of Deuteronomy.

Poisoning has followed the ingestion of meats of various kinds in which toxic substances had formed. Some meats undergo changes that can be detected by ordinary means, while in still others putrefactive changes are not apparent. The poisons vary in nature, and in some cases toxins and bacteria have been isolated. Among the many foods that have caused meat-poisoning may be mentioned canned meats—pigs' tongues, potted chicken, and the like; ham, sausage, brawn, veal and pork pies, ribs of beef, goose-grease—in fact, almost every kind and form of meat foods.

**Sausage-poisoning**, known as botulismus or allantiasis, has been known for over a hundred years. It is becoming less frequent as the causes that give rise to the disease are becoming better known to sausage-makers. In Baden, Germany, where very faulty methods of preparing and curing sausage were in vogue, the disease was formerly frequent. Blood that had become decomposed was often used, and in other instances the sausage was imperfectly cured, the outside being smoked and rendered harmless, the center remaining soft and highly poisonous. For this reason those who ate the outside of the sausage exhibited no ill effects, while those who partook of the center were made very ill and many died. The symptoms vary with the kind of poison that has developed in the meat, but there are no characteristic lesions in those who die.

“Von Faber, in 1821, observed sixteen persons who were made sick by eating fresh unsmoked sausage made from the flesh of a pig which had suffered from an abscess on its neck. Five of the patients died. The symptoms were as follows: There were constriction of the throat and difficulty in swallowing, retching, vomiting, colic-like pains, vertigo, hoarseness, dimness of vision, and headache. Later on, in severe cases, there was complete exhaustion, and, finally, paralysis. The eyeballs were retracted, the pupils were sometimes dilated and then contracted, and they did not respond to light; there was paralysis of the upper lids. The tonsils were swollen, but not as in tonsillitis. Liquids which were not irritating could be carried as far as the esophagus, when they were rejected from the mouth and nose with coughing. Solid food could not be swallowed. On the back of the tongue and in the pharynx there was observed a puriform exudate. Obstinate constipation existed in all, while the sphincter ani was paralyzed. Breathing



was easy, but all had a croupous cough. The skin was dry and there was incontinence of urine. There was no delirium, and the mind remained clear to the last."<sup>1</sup>

Schüz cites cases of poisoning caused by eating **liver sausage**. There were loss of voice, typhoid-like stools, marked delirium, and mental disturbance that persisted for weeks afterward. The onset occurred in from eighteen to twenty-four hours after eating the sausage, and lasted from one to four weeks. There were no deaths.

Tripe has reported over 60 cases where there were frequent stools, weak and rapid heart, and delirium. The pupils were usually contracted but reacted to light.

Ballard reported 490 deaths due to pneumonia, caused in most of the cases by eating infected **bacon**. According to this observer, those who had the disease could transmit it to others who had not eaten of the meat, a fact that has been noted in many other instances. After having been kept several months the bacon lost its toxicity. This epidemic was known as the Middlesborough pneumonia epidemic.

Another interesting epidemic of meat-poisoning occurred at Middleburg, Holland. Meat from a cow sick with puerperal fever was eaten by 256 soldiers and 36 citizens, the symptoms consisting of vomiting, purging, dizziness, sleeplessness, dilatation of the pupils, and in some cases an eczematous eruption. There were no fatalities.

Gärtner found *Bacillus enteriditis* in some instances of meat-poisoning, and others have also demonstrated its presence. Vaughan and Perkins isolated two bacteria—a bacillus and a streptococcus—from pressed chicken that poisoned a large number of persons at Sturgis, Michigan. Gaffky and Paak have isolated a bacillus resembling the colon-bacillus. Van Ermengem discovered a bacillus similar to that found in other outbreaks; it was present in meat that, apparently, had not undergone putrefactive changes; 34 persons were affected and 3 died. The symptoms consisted of delirium, fever, pain in the abdomen and head, and prostration. Ellezelles, of Belgium, found an organism in ham that appeared, fresh, but that had produced poisoning in some with fatal results. The patients had marked nervous symptoms, consisting of diplopia, mydriasis, ptosis, aphasia, aphonia, and anuria. Other portions of the pig were eaten without causing any ill effects. The ham had been cured in brine, while the other part of the pig had not. An anaërobic

<sup>1</sup> Vaughan and Novy, *Cellular Toxins*.

organism was searched for and found, and this was named *Bacillus botulismus*. It is as virulent as the tetanus bacillus.

#### OTHER FORMS OF FOOD-POISONING.

**Mushroom-poisoning.**—Poisonous fungi are often mistaken for edible mushrooms, and lead to toxic symptoms. If there is a ring about the stalk and the mushroom peel easily and has pink gills, it is said to be non-poisonous. This rule is not a safe one, since some of the most dangerous forms of fungi answer to this description. The active principle in these poisonous fungi is muscarin or some allied alkaloid. The symptoms produced are vomiting, diarrhea, cramps, and great prostration. The pupils are contracted, and in children there may be convulsions. The treatment consists in emptying the stomach and bowels as promptly as possible, and in giving atropin and other restoratives.

**Grain-poisoning.**—There are three forms of grain-poisoning, generally described as ergotism, pellagra, and lathyrism. They are diseases seen almost exclusively among the squalid and destitute, the effects being due to insufficient nourishment combined in each case with the specific poison from the grain. Most cases and epidemics have occurred among the poverty-stricken European peasants. The well-to-do and properly nourished are much less susceptible.

**Ergotism (Sitotoxismus).**—The history of ergotism is most interesting. It is very probable that many cases of "St. Anthony's fire," described in the twelfth century and later, were cases of grain-poisoning. It is also probable that syphilis and various forms of ulcers and gangrene were confounded with it and with one another. It is not within the province of this book to describe the horrible epidemics of the middle ages, with their wake of mutilations and misery. Within recent years epidemics have occurred in Russia.

Thuillier was the first to discover that the cause of the disease existed in spurred rye. He also pointed out that the rye is spurred in the damp, cold seasons, and that the degree of virulence depends upon the amount of the poison taken. He proved his theories by animal experimentation. Dodart, in 1676, ascertained that ergot was most active when fresh, and that it loses in virulence as it ages. It is produced by a microscopic parasite, known as *Claviceps purpurea*, growing on the rye. The disease is caused by eating the grain on which



the parasite has grown. According to Kobert, ergot contains two poisons, sphacelinic acid, which causes gangrene, and cornutin, which provokes the anesthesia and convulsions. The susceptibility of different individuals varies greatly. There are two forms of the disease, one in which gangrene is the prominent feature, and a second in which there are convulsions and anesthesia. An acute and a chronic form of the disease occur. In the gangrenous form there are, at first, tingling, anesthesia, spasmodic movements, and later blood-stasis, followed by gangrene of the extremities. In the convulsive form there are prodromal symptoms, lasting for a week or ten days, consisting of headache, weakness, and tingling sensations. Following these there are cramps in the muscles and convulsions. The spasms may last for hours or days, and are apt to recur. Mental disturbances and symptoms of cord involvement may supervene. The disease should not be mistaken for erythromelalgia, Raynaud's disease, or acrodynia, whose symptoms it simulates.

According to Böttger, ergot may be detected in flour by mixing a small quantity with ether and adding a few crystals of oxalic acid. The mixture is then boiled and allowed to settle and clear. If ergot is present, a red tinge will be imparted to the fluid.

**Lathyrism (Lupinosis).**—This is a milder form of grain-poisoning, the poisonous agent being the seed of *Lathyrus sativus* and *L. cicera*, commonly known as the chick-pea. Poisoning occurs from the meal ground from these seeds, which has been used to adulterate flour. The disease was noted as early as the seventeenth century, and was studied by James Irving in India. As the result of the failure of the wheat crop at Allahabad the inhabitants used the chick-pea for food, and an epidemic of lathyrism followed. The disease affects the legs, producing a stiffness of the joints, and may cause a spastic paraplegia.

**Pellagra (Maidismus).**—This is also a disease of extreme poverty and misery, and has been seen principally in Italy, France, Spain, and Roumania. It has never been observed in America. It is caused by eating fermented maize. The exact nature of the changes in the grain are not fully understood. The early symptoms are indefinite weakness, pains, and digestive disturbances. The skin is usually affected, hence the name, pellagra (*pellis agria*—i. e., ulcer of the skin). An erythema, with swelling and petechiæ, appears. Bullæ are frequent, and when they break they leave ulcers. The skin symptoms disappear, but a pigmented skin remains. After several months the symptoms subside, usually to recur the following spring.

In the severer cases there may be pronounced nervous symptoms, such as convulsions, cramps, headaches, and even paralysis and mental disturbance. The last do not generally come on until the disease has been present for several years. Many of the cases in the insane asylums in various parts of Italy are cases of pellagra, usually with either melancholia or a suicidal mania. In this stage the condition is hopeless.

**Phosphorus-poisoning.**—It has been recommended that, after acute phosphorus-poisoning, all fat be excluded from the diet, on the principle that fat will dissolve any phosphorus remaining in the stomach and so hasten its absorption. For this reason the articles excluded should be not only the butter and other fats, but even milk and the yolks of eggs. The diet should consist chiefly of cereals, gruels, and the like. After several days the ordinary diet may gradually be resumed.

In chronic phosphorus-poisoning Magitot, of Paris, recommends an exclusive milk diet, combined with the inhalation of oxygen, gentle exercise, and repeated small doses of turpentine. If suppuration has occurred, a supporting diet of the most nutritious character, similar to that used for other supplicative conditions, should be prescribed.

**Beriberi, or Kakké.**—This disease is occasionally seen in the United States, and is probably of microbic origin. It has, however, been attributed to diet as well as to other causes. Diet probably acts only as a predisposing factor, improper food tending to lower the general health of the individual. The theory that the disease is of dietary origin is the result of observations made in Japan. According to Manson, up to 1883 over one-fourth of the entire muster of Japanese sailors were affected with beriberi. In 1883 there were 1236 cases among 5349 men. In 1884 more nitrogenous food was added to the diet, and the following year only 41 cases were reported. In 1887 the disease had practically disappeared. Other hygienic reforms brought about at the same time probably had a decided influence in exterminating the disease. It has been attributed to the use of an excess of carbohydrate food or spoiled rice. In the Java prisons, where rice is eaten shelled, beriberi is said to be present in the proportion of 1 to 39, whilst in the institutions in which the rice is furnished the inmate unshelled, the disease is seen in only 1 in 10000. Miura and other Japanese authorities believe that the disease is due to eating fish of a certain variety or raw and improperly cured fish. (See Poisoning Due to Fish.)



Manson states that with proper hygienic measures and a liberal and varied dietary the disease may be prevented. If rice is used, the amount taken should be decreased, and wheat, barley, oats, or beans substituted.

**Actinomycosis.**—This disease is comparatively rare in America. There is no evidence to show that it has ever been transmitted by articles of diet, but cases are recorded where the infection has been traced to barley-sheaths, to grain chewed raw, and to straw being carried in the mouth. The mammary gland, both in cows and in women, may be infected, but so far no case has been traced directly to milk.

**Foot-and-mouth Disease.**—This disease may be transmitted from infected cattle by means of milk or butter made from the milk of cows suffering from the disease, as well as by direct contact with the animals. The disease was studied as early as 1834, when three German veterinary surgeons drank the milk from infected cows. All developed the disease. Infants and children have also been infected by drinking contaminated milk. The contagious principle is destroyed by heat, but the flesh, milk, and milk-products of animals with foot-and-mouth disease should not be used for food. During epidemics especial care should be taken to avoid the products of such animals, and in case of doubt the milk should be boiled before using.

**Hydatid Disease.**—Hydatid cysts, caused by the eggs of *Tœnia echinococcus*, may also be classed with the diseases caused by diet. The parasite grows in the small intestine of dogs, and the ova are taken into the alimentary canal of man by drinking water containing them, by handling dogs and carrying the infected hands to the mouth, and by eating raw green vegetables. The disease is rare in America. In the medical wards of the Vienna hospitals a routine question is, "Do you keep dogs, and do you eat green salads?"

#### IDIOSYNCRASIES.

In considering food-poisoning, the existence of food idiosyncrasies must be borne in mind, for, aside from the fatal forms, there are many persons in whom certain articles of diet give rise to curious effects. Many of these are imaginary or partly so, and it is not unusual for patients to declare that this or that article of food does not agree with them. This is especially true of milk. As a matter of fact, the idiosyncrasy has been part of the mental equipment of the individual for a long time,

and in many cases has been fostered by physicians who play upon the imagination of their patients; especially is this so with regard to drugs. It is, however, undoubtedly true that food idiosyncrasies do exist, and that in certain people particular articles of diet will produce symptoms often of an alarming nature. The most usual manifestation is the production of rashes, generally of an urticarial type. The eating of strawberries, oysters, crabs, and other shell-fish is a frequent cause. In others attacks of vomiting, gastric pain, diarrhea, faintness, or combinations of these, may be produced. Among other articles mentioned as occasionally producing this effect are the white or the yolk of eggs, coffee, tea, fat, honey, and, indeed, almost any article of diet. Amblyopia has been attributed to the use of chocolate.

### FOOD ADULTERATION.

The adulteration of food is a subject of such wide scope that it can not be entered into here in detail.<sup>1</sup> The subject is one of the greatest importance to the community at large; and where legal restrictions do not exist, laws should be enacted which will insure the proper inspection and regulation of the sale of all food-stuffs. The sale of injurious articles should be absolutely prohibited, and adulterated but non-injurious commodities should be properly branded so that the purchaser may not be compelled to pay an exorbitant price for an inferior article. The laws should apply to both native and imported food-stuffs.

In the United States the law enacted July 1, 1903, prohibits the introduction of—(a) foods containing substances deleterious to health; (b) those misbranded; and (c) foods the sale of which is prohibited in the country from which they are shipped.

Almost all the States have enacted food laws of more or less efficiency, but the laws should be sufficiently uniform and stringent to prevent the sale of food-stuffs deleterious to health, and to prevent misbranding. Although under the present law imported articles are pure and properly branded, there are great opportunities, after the articles have entered the country, for the perpetration of fraud; the same is true of native food-stuffs.

<sup>1</sup> For an extended study of this subject the reader is referred to Blyth's book on *Foods*, and also to the excellent bulletins of the Division of Chemistry of the United States Department of Agriculture. The bulletin on Food Adulteration, known as No. 13, of which some ten parts have already been issued, can be found in all the larger libraries, but, unfortunately, the earlier parts are out of print. It is to be hoped that this bulletin will be reprinted at an early date.



Food adulteration is of two kinds: that which is injurious and that which is non-injurious. The latter is practised where there are no fixed standards, or, where such do exist, in debasements from these fixed standards. Adulterations may be classified as follows:

1. *Conventional*—to suit the taste and demands of the public. Such adulterations are usually effected by means of coloring-matters, many of which are harmful, and by bleaching certain products.

2. *Accidental or incidental*—arising from environment, carelessness, or incompetency on the part of the producer, manufacturer, or his agents. This usually consists in an admixture of some foreign substance, such as husks, stems, leaves, etc.

3. *Arbitrary*—to comply with or take advantage of certain fixed arbitrary standards.

4. *Intentional*—for purposes of gain and competition.

**Coloring-matters.**—The use of coloring-matter in food is a moot point. We think we can safely assert that the use of any artificial coloring-matter is objectionable, and many of the dyes so used are harmful. Fortunately, the people are being educated by Wiley and his associates, and a demand for pure and uncolored foods is being created.

**Alcoholic beverages** are frequently adulterated. Wood or methyl alcohol is sometimes substituted for grain or ethyl alcohol. This is especially true of the flavoring extracts, which are used in small quantities. Wood alcohol is an exceedingly dangerous adulterant. Blindness and even death have followed its use. The higher they stand in the series, the more toxic the alcohols become. Hunt has shown that a larger single dose of methyl alcohol than of ethyl alcohol is required to kill, but that the alcohols differ widely as regards their effects with continued use. A quantity of ethyl alcohol somewhat below the lethal dose may be taken day after day without causing death, whereas repeated large doses of methyl alcohol may speedily result in death, the reason being that the end-products of grain alcohol are acetic acid and water, whereas the end-products of wood alcohol are formic acid and water.

Adulterated alcoholic liquors contain fusel oil, tannin, log-wood, water, coloring-matter, and burnt sugar. Various grades of cheap whisky and brandy are manufactured by unscrupulous rectifiers by mixing newly made alcohol with coloring and flavoring matters. An imitation of gin is frequently made from cheap spirits, turpentine, sugar, and water.

**The Adulteration of Beer, Wine, etc.**—*Wine* and *beer* are sophisticated by the addition of various substances usually added as preservatives. Chief among these is salicylic acid, which is added to arrest the action of ferments. Its use is forbidden in France and Germany, although in the latter country it may be added to beers that are to be exported.

Gerard found that, in a liter, wine contained 1.95, 1.60, 1.48, 1.41, 1.35, 0.81, and in one case as much as 3.5 grams of salicylic acid; syrup contained in the same quantity, 0.50–1.50 grams; beer, 0.25–1.25 grams; milk, 0.25–1.85 grams. In one case it will be noted that a liter of wine contained a full twenty-four hours' dose of salicylic acid.

Crampton found salicylic acid in about one-third of the samples of American bottled beer which he examined. He did not find any in draft beer. Sulphurous acid is one of the oldest of preservatives. Its use is forbidden in both France and Germany. Borax is frequently used, and is also forbidden in the countries mentioned. Sodium bicarbonate is used in beer to correct the acidity caused by improper brewing, and also to cause an increase in the carbonic acid content, so that the beer will have a better "head."

Wine is adulterated by adding sugar, gummy substances, coloring-matters, and salicylic acid and mineral acids as preservatives. In France wine is frequently *plastered* by the addition of gypsum, or calcium sulphate. As Crampton says: "The sulphuric acid of the lime salts replaces the tartaric acid which is combined with potash, and forms an acid sulphate of potash, while the tartaric acid separates out as a tartrate of lime." This gives the wine a brighter color, clears it, and makes it keep better.

Adulterated beer may contain burnt sugar, licorice, treacle, quassia, coriander, caraway seed, Cayenne pepper, soda, salicylic acid, salt, carbonic acid (artificially introduced), grains other than barley, glycerin, glucose, water (added by retailer), tobacco, and *Cocculus indicus*.

*Cider* is frequently adulterated by the addition of water and preservatives, and is also manufactured artificially.

Many of the *liquid malt extracts* are merely beers, and most of them have little or no diastasic action; they have no special food-value, nor do such extracts aid digestion. Some are adulterated and harmful.

*Liqueurs* are frequently adulterated and imitated, and may contain injurious coloring-matter. Maraschino and *crème de*



menthe cherries may be colored with anilin dyes, and they sometimes contain an astonishing amount of coloring-matter.

**Tea.**—Under the present law teas imported into the United States are practically free from adulteration. Many inferior teas are sold, however, and their sale is not restricted. Tea may be adulterated by mixing exhausted or foreign leaves with it, and adding coloring-matter and astringents. "Facing" is sometimes practised, and consists of treating the leaves with plumbago, indigo, or Prussian blue, the object being to make an inferior tea resemble a better product. The small amount of the adulterants used is not injurious, and the adulteration is easily detected.

**Coffee.**—Green and roasted coffee may be imitated. An inferior grade of coffee is frequently branded and sold as a better article, and roasted coffee may be adulterated by the addition of too much glazing. Ground coffee is frequently adulterated, and may contain little or no coffee. Chicory is the commonest adulterant.

**Cocoa** is frequently adulterated by adding starch, sugar, clay, brick-dust, coloring-matter, and flavoring materials. The cocoa-butter may be extracted and tallow or other fats and oils substituted.

**Flour** is adulterated by adding other grains before grinding or by mixing other flours of an inferior grade or from a different grain. In the United States the sale of "mixed" flours is regulated by law. The mixer must pay a special tax, and the product must be correctly labelled. Various mineral substances have been found in European flours, but such adulterants are seldom used in the United States.

**Bread.**—This has been adulterated by the use of inferior flour, and by the addition of other substances. Instances have been reported of the use of sulphate of copper and of ammonium, and alum is also used. In foreign countries soap and gypsum have been used, and stannous chlorid has been added to bread made from an inferior flour, for the purpose of making it resemble that made from a better quality.

**Butter.**—This may be adulterated with oleomargarin, buterin water ("stretched butter"), lard, cotton-seed oil, beef suet, and olive oil. Butter and oleomargarin have about the same composition, and possess about equal digestibility, with the balance slightly in favor of butter. Oleomargarin is not injurious, but to prevent fraud should be correctly labelled.

**Lard.**—This may be adulterated with stearin, cotton-seed oil, and water. The adulterants are usually harmless.

**Olive oil.**—This is frequently adulterated with cotton-seed oil, etc. Foreign oils are not so commonly adulterated as formerly, but foreign labels are frequently placed on impure oils, the labelling being done in the United States.

**Confectionery** is sometimes sophisticated with tartaric acid, glucose, starch, soapstone, and other substances. Injurious coloring-matters may be used.

**Spices.**—These, particularly the ground spices, are frequently adulterated. Black pepper has been extensively adulterated with a large variety of substances.

**Honey.**—After being extracted, honey is sometimes adulterated with glucose or cane-sugar syrup. This is not practiced to as great an extent as commonly supposed, and pure extracted honey may be bought in the open market. Comb honey cannot be made without the aid of bees. A thin sheet of beeswax, in which there are hexagonal impressions corresponding to the bases of the cells, called comb foundation, is used very extensively to bring about greater uniformity in the size of the cells, and also to lessen the labor of the bee. In Europe it is said that cerasin and paraffin are used for this purpose. They cannot be successfully employed in America, however, and beekeepers state that the use of these waxes is impossible. Honey may contain poison. Plugge found that the honey from *Rhododendron ponticum* is poisonous, and Xenophon, in his *Anabasis*, describes attacks of intoxication due to eating honey. Although death seemed near, none of his soldiers were killed by it. Strabo and Dioscorides both speak of honey as producing madness or melancholia. In Abyssinia honey from the cusso tree is used as an anthelmintic. The honey from gelsemium is also poisonous. In Branchville, S. C., twenty persons were made ill and three died from eating honey derived from this source. In New Zealand honey from the "whauriki," a cress-like plant, causes severe symptoms and sometimes death.

**Glycerin.**—This is adulterated with glucose and water.

**Infant Foods.**—These are frequently adulterated, many of them being merely cereal mixtures for which an exorbitant price is charged.

**Baking-powder.**—Starch in large quantities is often added to baking-powder. Alum may be added in place of cream of tartar; but if the powder is correctly labelled, and the addition is allowed by the state law, it is not to be considered an adulterant. Mallet regards alum baking-powders as injurious. This is an open question.



**Canned Vegetables and Meat.**—These frequently contain substances deleterious to health. Copper and zinc, especially the former, may be used to color peas. Lead, tin, and zinc may be present as the result of unintentional contamination. Lead may gain entrance from the solder, which is frequently used in large quantities and allowed to drop into the can. Lead-stoppered bottles are also sometimes used, and account for the presence of lead in the food. Metallic lead is objectionable, and the presence of lead salts is highly injurious. There are two kinds of tin plate used in the manufacture of cans—the “bright,” in which pure tin is used, and the “terne,” in which a mixture of lead and tin is used. This latter is employed for roofing purposes, although it is sometimes wrongly used for cans. Preservatives, such as sulphurous acid, salicylic acid, boric acid, and others, are frequently added to canned foods.

**Preservatives.**—Various chemicals are mixed with foods to preserve them. In many countries the addition of such preservatives is forbidden by law. Sometimes only one preservative is used, but often mixtures of two or more are added in combination. Borax and boric acid are the most frequent combination. These substances, together with sulphurous acid, sulphites and sulphates, salicylic acid, benzoic acid, and formaldehyde, are most frequently employed. A large number of other chemicals are used, chiefly to evade laws that forbid the use of the drugs just mentioned. It may safely be stated that the addition of any chemic preservative to food is undesirable. There are differences of opinion regarding the actual effects of the various preservatives upon the human body.

**Borax and boric acid** as preservatives are the subject of numerous conflicting opinions. It is possible that some of the favorable opinions have been issued by those who draw their salaries and their opinions from the same source. While it is stated by many that the use of these chemicals is not injurious, there are instances on record where they have caused severe symptoms and even death. Boric acid and borax may, however, find their proper use in preserving meats, such as hams, for exporting purposes. Meat sprinkled with borax or boric acid does not become slimy, as it does without it. Before the meat is used, the boric acid should be washed off. The German Government has expressly forbidden the use of such powders on meats imported into that country. This restriction may, however, have been inspired by the Agrarian party, and not by consideration for the public health.

Wiley<sup>1</sup> concludes as the result of his experiments that boric acid and borax should not be used except where preservation is a necessity, and where it has been shown that other methods of preservation can not be employed. Articles containing boric acid or borax should be properly branded for the protection of the young, the sick, and the debilitated. Large doses (4 or 5 grams a day) cause loss of appetite and of ability to perform work; moderate doses (3 grams a day) cause symptoms, but the subjects are able to continue work for some time; small doses ( $\frac{1}{2}$  to 2 grams) may be taken for a limited time without result, but unfavorable symptoms were produced in some cases. "It appears, therefore, that boric acid and borax, when continuously administered in small doses for a long period, or when given in large doses for a short period, create disturbances of appetite, of digestion, and of health."

Harrington<sup>2</sup> has shown that boric acid may be the direct cause of subacute and chronic nephritis. Food preserved with these drugs is therefore especially injurious to individuals suffering with Bright's disease.

**Sulphite and bisulphate of sodium** are used for preserving all sorts of food, and especially for preserving the color of meats. Their use is regarded as dangerous, and has been prohibited in Germany.

**Sulphurous acid** is frequently used, especially for preserving wines. In some countries a certain amount of sulphur is allowable in wine, but the amount is often exceeded. It is also widely used in preserving the color in dried fruits.

**Salicylic acid** is widely used as a preservative. It is exceedingly powerful, and is used only where the taste of the article is not impaired, as in beer, malt extracts, preserved fruit and the like. In some instances the amount of salicylic acid contained in food to be eaten by one individual in twenty-four hours has been found to equal the maximum medicinal dose prescribed for the same length of time. It is undoubtedly highly objectionable, and its use should be prohibited. It inhibits digestion and irritates the kidneys; food preserved with salicylic acid is especially injurious in cases of Bright's disease.

**Formaldehyd** is frequently used for preserving milk. As it hardens meats, it is not usually employed as a meat preservative. In general, it may be stated that the use of formaldehyd as a preservative is undesirable and dangerous. Attempts have

<sup>1</sup> *Results of Borax Experiments*. Circular No. 15, Bureau of Chemistry, United States Department of Agriculture.

<sup>2</sup> *American Journal of Medical Sciences*, September, 1904.



recently been made to show that in milk very small amounts, 1 : 100,000 and less, would inhibit the growth of bacteria, and at the same time not be prejudicial to health, even to that of infants. According to Vaughn, formaldehyd in the proportion of 1 : 25,000, or 1 : 50,000, retards the growth of the lactic acid bacillus, and thus delays the souring of milk, while it has but little effect on the multiplication of the colon and typhoid bacilli. It removes the danger signal without removing the danger. Such use of formaldehyd should be prohibited, as it might lead to the use of milk which, while sweet, might still be laden with disease-producing bacteria.

**Hydrogen peroxid** is used to a slight extent, and is probably the least injurious of all preservatives.

**Metallic Poisons and Food.**—Small amounts of metals or their salts may find their way into food. The metallic salts are highly injurious, and may produce either acute or chronic poisoning. Many cases of lead-poisoning are traceable to contaminated food.

**Lead** has been considered in connection with canned goods.

**Copper** may be added intentionally as a coloring-matter or it may gain entrance from the use of copper or brass kettles.

**Nickel** is sometimes used to color green peas, and may be found in food cooked in nickel vessels. In the latter event the amount found is so small that it may practically be disregarded.

**Zinc** is sometimes found in food, especially in dried apples. It owes its presence to the galvanized iron racks upon which apples are frequently dried. The amount present is, however, so small as to be unimportant. Zinc may also enter food from certain kinds of solder, but these are now rarely used.

**Arsenic** may be introduced into food in various ways. The articles most liable to contain it are beer, malt extracts, syrups, and foods containing glucose or vinegar. In the widespread occurrence of arsenic-poisoning, in Manchester, over 6,000 persons were affected, and over 100 died. The poisoning was caused by drinking beer which contained arsenic derived from impure sulphuric acid used in the manufacture of brewing sugar or glucose. In other localities the arsenic has been found to be contained in the malt which had been dried in kilns heated by burning arsenical gas-coke.

The following table, as presented by Prof. Sharpless,<sup>1</sup> gives the food articles likely to be adulterated :

<sup>1</sup> From Bulletin No. 25, Division of Chemistry, United States Department of Agriculture.

192 *VARIOUS FACTORS IN THEIR BEARING ON DIET.*

<i>Articles.</i>	<i>Deleterious adulterants.</i>	<i>Fraudulent adulterants.</i>	<i>Accidental adulterants.</i>
Arrow-root.		Other starches which are substituted in whole or in part for the genuine article.	
Brandy.		Water, burnt sugar.	
Bread.	Sulphate of alum.	Flours other than wheat, inferior flour, potatoes.	Ashes from oven, grit from mill-stones.
Butter.	Copper.	Water, other fats, excess of salts, starch.	Curd.
Canned vegetables and meat.	Salts of copper, lead.	Excess of water.	Meat damaged in the process of canning.
Cheese.	Salts of mercury in the rind.	Oleomargarin.	
Candy and confectionery.	Poisonous colors, artificial essences	Grape-sugar.	Flour.
Coffee.		Chicory, peas, rye, beans, acorns, chest-nuts, almond or other nut-shells, burnt sugar, low-grade coffees.	
Cocoa and chocolate.	Oxid of iron and other coloring-matters.	Animal fats, starch, flour, and sugar.	
Cayenne pepper.	Red lead.	Ground rice flour, salt, ship-bread, Indian meal.	Oxid of iron.
Flour.	Alum.	Ground rice.	Grit and sand.
Ginger.		Turmeric, Cayenne pepper, mustard, inferior varieties of ginger.	
Gin.	Alum salt, spirit of turpentine.	Water, sugar.	
Honey.		Glucose, cane-sugar.	Pollen of various plants and insects.
Isinglass.		Gelatin.	
Lard.	Caustic lime,alum,	Starch, stearin, salt. <sup>1</sup>	
Mustard.	Chromate of lead, sulphate of lime.	Yellow lakes, flour, turmeric, Cayenne pepper.	
Milk.	Water.	Burnt sugar, annatto.	Sand, dirt.
Meat.	Infested with parasites.	Turnip.	Tainted.
Horse-radish.		Gelatin, apple-jelly.	
Fruit-jellies.	Anilin colors, artificial essences.		
Oatmeal.			Old and wormy.
Pickles.	Salts of copper, alum.	Apples, pumpkins, molasses.	
Preserves.	Anilin colors.	Flour, ship-bread, linseed meal.	Sand.
Pepper.		Potato-starch.	
Sago.		Water.	Burnt sugar
Rum.	Cayenne pepper, artificial essences.		
Sugar.	Salts of tin and lead, gypsum.	Rice-flour.	Sand and dirt, insects dead and alive.
Spices.		Flour, starches.	
Cloves.		Arrow-root.	
Cinnamon.		Spent bark.	
Pimento.		Ship-bread.	
Tea.		Foreign leaves, spent tea, plumbago, gum, indigo, Prussian blue, China clay, soapstone, gypsum.	Ferruginous earth.
Vinegar.	Sulphuric, hydrochloric, and pyroligneous acids.		
Wine.	Anilin colors, crude brandy.	Water.	Sulphate of potassium.

<sup>1</sup> It was evidently an oversight to have omitted cotton-seed oil and water.



## DIET AS A MEANS OF DIAGNOSIS.

Test-meals are given to determine the functional disturbances of the stomach, and to ascertain whether or not pathologic conditions exist. There are many forms of test-meals and they serve various purposes.

**Test-meals Employed to Stimulate the Gastric Secretion for the Purpose of Determining the Secretory Function of the Stomach.**—1. **The Test-breakfast of Ewald and Boas.**—This consists of a roll or a slice

of wheat bread (35 to 70 gm.) and 400 c.c. of water or tea without sugar or milk, taken in the morning on a fasting stomach. The contents of the stomach are removed one hour afterward.

2. **The test-dinner of Riegel** consists of 400 c.c. of soup, 200 gm. of beefsteak, 70 gm. of bread, and a glass of water (300 c.c.), taken at noon. The stomach is emptied of its contents in from four to six hours.

3. **Test-meal of Germain Sée.**—This consists of 60 to 80 gm. of scraped beef and 100 to 150 gm. of wheat bread. The contents are removed after two hours.

4. **Test-meal of Klemperer.**—Klemperer gives  $\frac{1}{2}$  liter of milk and 70 gm. of wheat bread and empties the stomach two hours afterward.

5. **The Double Test-meal of Salzer.**—This consists of 40 gm. of beef scraped and boiled; 250 c.c. of milk; 50 gm. of boiled rice, and 1 soft-boiled egg. This is followed in four hours by an Ewald test-meal, and the contents of the stomach are withdrawn one hour after.

6. **The Oatmeal Test-breakfast of Boas.**—This breakfast is composed of a plateful of oatmeal broth prepared by boiling down to  $\frac{1}{2}$  liter 1 liter of water to which a teaspoonful of oatmeal and a pinch of salt have previously been added. This test has for its object the determination of lactic acid, inasmuch as lactic acid is present in all ordinary breads utilized for test-meals.

On account of its simplicity, the Ewald-Boas test-breakfast is most useful, although occasionally a Riegel dinner is found preferable; the only objection to the latter lies in the fact that in withdrawing the stomach-contents bits of meat that may not have been thoroughly digested are apt to obstruct the passage of the contents through the tube. In examining for lactic acid the Boas oatmeal test is preferred. (For a description of the various methods of examining the contents of the stomach for

acid, ferments, etc., the reader is referred to the text-books on diseases of the stomach and on clinical diagnosis.)

**Dietetic Tests for Determining the Motor Power of the Stomach.**—1. **Method of Leube.**—This test consists in having the patient take 400 c.c. of soup, 200 gm. of beef-steak, 50 gm. of bread, and 200 c.c. of water. The stomach is washed out at the end of six hours; if it is found to be empty at this time, there can be no motor impairment of the stomach.

2. **Method of Boas.**—If the stomach be washed out at the end of two hours after an ordinary Ewald-Boas test-breakfast, under normal conditions the stomach should be found empty.

3. **Test-supper of Boas.**—This supper consists of cold meat with bread and butter and a large cup of tea. If, on washing out the stomach the following morning, food is still found to be present, a dilatation of the stomach exists.

**Dietetic Test for Determining at the Same Time Disturbances of both the Motor and the Secretary Functions of the Stomach.**—**Method of Sahli.**—In this test substances not absorbed by the stomach are added to a test-meal. After withdrawal of the stomach-contents it is possible to determine how much of the test-meal has passed into the intestine, how much remains in the stomach, and how much of the withdrawn meal consists of gastric secretion. The Sahli test-meal consists of the following: 25 gm. of ordinary flour and 15 gm. of butter are placed in a suitable vessel over a flame and allowed to roast until brown. To this are slowly added 350 c.c. of water, and the whole stirred constantly; a pinch of salt, sufficient for seasoning, is added, and the mixture is allowed to boil for one or two minutes. After the stomach has been thoroughly washed out the patient is given 300 c.c. of this soup, and the remaining 50 c.c. are retained as a control. After one hour the stomach contents are withdrawn and the quantity is noted. Three hundred cubic centimeters of water are now introduced through the tube, and the stomach is gently massaged; within a few minutes this diluted meal is withdrawn and its quantity noted.<sup>1</sup>

**Dietetic Test in the Diagnosis of Atypical Cases of Ulcer of the Stomach.**—In cases of atypical forms of ulcer of the stomach Leube advises his dietetic treatment (see

<sup>1</sup>For the method of examining the contents see Sahli, *Berlin. klin. Wochenschr.*, 1902, Nos. 16 and 17; and Aronson, *Medical Record*, Dec. 5, 1903.



p. 335) as an aid to diagnosis. If a beneficial result follows the treatment, the presence of an ulcer is indicated.

Dietetic tests are often of value as a means of diagnosis and prognosis in diabetes. These tests are described in the section on Diabetes (p. 471).

**Schmidt and Strassburger Test-Diet.**—Strauss uses the following modification of this diet, as follows: Milk,  $1\frac{1}{2}$  litres; scraped meat, 80 grams; mashed potatoes, 200 grams; eggs, 2 grams; butter, 40 grams; oatmeal gruel, made with 40 grams oatmeal; bouillon,  $\frac{1}{4}$  litre; and 6 zwieback of 18 grams each. The beginning of this diet is marked by giving carmine. In health this diet will go through the intestine in 15 to 25 hours. In diarrhea, where the principal trouble is in the colon, in 10 to 15 hours; and where there is increased peristalsis of the entire bowel, in 3 to 5 hours. To test the digestion of certain articles of diet twice the usual amount should be given, and charcoal may be used to mark the food so given. The amount of mucus, the appearance, the reaction, the amount of fermentation, may all be noted. This method of studying stools is simple, easily carried out, and of great practical value.

### DIET FOR SINGERS AND SPEAKERS.

The diet exerts considerable influence on the voice. A full meal may impair the respiration to such an extent as to interfere with singing or even to make it entirely impossible. The congestion of the vocal cords which may follow the taking of food or drink or smoking often has an injurious effect on the voice. Irritating articles of food and drink may also impair the voice, and should always be avoided by singers and speakers. Singers often possess curious idiosyncrasies, certain articles of food impairing the voice of some while improving that of others. W. C. Russell, in *Representative Actors*, gives an interesting list of articles taken by prominent actors before going on the stage. He states that Edmund Kean, Emery, and Reeve drank cold water and brandy; John Kemble took opium; Lewis, mulled wine and oysters; Macready was accustomed to eat the lean of a mutton chop previous to going on the stage, but subsequently lived almost exclusively on a vegetable diet; Oxbury drank tea; Henry Russell ate a boiled egg; W. Smith drank coffee; Braham drank bottled porter; Miss Catley took linseed tea and Madeira; G. F. Cook would drink anything; Henderson used gum arabic and sherry; Incedon drank Madeira; Mrs. Jordan ate calves'-foot jelly

and sherry; C. Kean took beef-tea; Mrs. Wood sang on draught porter; Harley took nothing during a performance. Malibran, it is said, ate a lunch in his dressing-room half an hour before singing. This consisted of a cutlet and half a bottle of white wine, after which he smoked a cigarette until it was time to appear.

As a rule, nothing should be eaten before singing or speaking. The principal meal should be taken two or three hours before, and it should be somewhat lighter than usual. Many singers eat but little on the day of their performance, but partake of a good meal afterward. A food much used by singers is the so-called "Jenny Lind soup." This is very bland and does not alter the voice. It is made of bouillon and sage, to which are added, before serving, the yolks of two eggs beaten up in a half-pint of cream. A half-teaspoonful of sugar is added, and it is flavored with spices. Others take raw eggs, egg and sherry, or albumin-water, while still others prefer jellies of the gelatin variety, or even honey. Orange-juice has its advocates, and the chewing of dried plums has been recommended. Mandl suggests that before the performance the singer should take a few bites of bread or chocolate and rinse the mouth with cold water. If the song is lengthy, cold water or sugar water may be taken during the performance.

In the interval between concerts the singer should live on a general mixed diet, avoiding irritating foods. Most singers have a tendency to become stout. The general rules for dieting the obese may be enforced to prevent or to remedy this.

Alcohol, in the form of the stronger beverages, is harmful to the voice and should always be avoided. Light wines and beer, except when taken to excess, are not generally injurious. They are best avoided, however, as their use may lead to the formation of the liquor habit.

Smoking is injurious to the voice. According to Mackenzie, however, many famous singers used tobacco freely without apparent harmful effects.

### DIET DURING ATHLETIC TRAINING.

The course of diet and exercise which athletes, both amateur and professional, undergo to fit them physically for games, contests, or feats of endurance, is known as athletic training. The necessity for such training is fully recognized by all athletes, and while opinions differ as to methods, there is perfect accord in the ideal that is sought.



Professional athletes who are constantly performing feats of strength, skill, or endurance, are, for the most part, more or less constantly in training, and recognize the importance of keeping in perfect trim. While occasional indulgences may not be harmful, continued dissipation is always disastrous in its consequences. This is especially true where finer skill and judgment are required and steady nerves are a necessity.

The ultimate object of all training is to reduce the body-weight until it will remain constant under the regular routine of life during the training period. There is usually a loss of weight for the first few weeks, varying with the previous condition of the individual. In about three weeks the weight becomes constant. The loss of weight is accomplished at the expense of the fat and water in the tissues. In well-trained men the muscles are hard and firm, the fat is reduced to a minimum, the skin is clear, the eyes are bright, the expression is indicative of perfect health, the body is active, svelt, and full of verve, and the "wind" is good. In the undertrained individual the tissues are not hardened and the "wind" is not so good. In the overtrained there is a curious condition, due to overexertion or a badly chosen dietary, or both, and the individual loses weight and energy, and is in every way unfitted for the contest for which he was preparing.

The length of time required to train an individual varies greatly, but a college youth of the average athletic type can usually be put in good shape in six weeks. The transition from ordinary life to that of training should be gradual. This is true both of diet and of exercise.

The diet-tables of various trainers differ considerably. As a general rule it may be said that the diet should consist of wholesome food, such as good lean beef or mutton, best given underdone, toast or stale bread, and potatoes and green vegetables of all kinds. Among the proscribed articles are all entrées, puddings, pastries, sauces, pickles, spices, "appetizers," and all fancy and complex dishes. Twice-cooked meat should be avoided. All spirits and strong alcoholic drinks, as well as tea, coffee, and nerve stimulants of any kind, should be prohibited. Some trainers allow a moderate amount of light wine or beer, while others forbid their use entirely. On the whole, it would seem best to omit them. Tobacco in all forms is forbidden.

Water is usually allowed in considerable quantity—generally as much as is desired—early in the training. If there is a tendency to obesity, the amount is somewhat limited. The quantity is reduced gradually, only sufficient being allowed to

allay thirst; it should be sipped slowly. The importance of limiting the amount of water ingested for a few days before any contest is recognized by all professional athletes and trainers.

Food is best given in three meals, at about equal intervals of time: Breakfast between 8 and 9; dinner between 1 and 2; and supper between 7 and 8 or 8 and 9.

The relation of sugar to training is of especial interest, and opinions concerning its use differ. Men in training seem to crave sugar, and are often allowed a reasonable amount of cereals, or in tea and coffee *when the latter are used*, but it is generally deemed advisable to forbid its use in pastries and cakes. Further study is needed to decide this question. In this connection it is interesting to consider the report concerning the addition of sugar to the diet of two club crews in Holland during the training for a race. Atwater and Bryant<sup>1</sup> cite the following case:

"Two young men with only two hours a day for practice, at the end of two months entered for the race. No change had been made from their usual diet except that they ate as much sugar as they wished, sometimes as much as a third of a pound, at the time of their daily exercise. One of them, however, did not make this addition to his diet until the third week, when he began to show all the signs of overtraining—loss of weight and a heavy, dull feeling, with no desire for study. On the third day after beginning the use of sugar these symptoms disappeared. At the time of the race both youths were victorious over their antagonists, who did not believe in the use of sugar. No bad effects were observed."

The accompanying interesting table (p. 200) is taken from the report<sup>2</sup> mentioned.

Thompson<sup>3</sup> gives the following report of the Yale crew, on the authority of Dr. Hartwell, formerly a captain of the University crew and of the University foot-ball team:

"The training covered a period of ten and one-half weeks. Breakfast, at 7.30 A. M., consisted of fruits (oranges, tamarinds, figs, and grapes); cereals with rich milk and sugar, etc.; beef-steak, usually rare; chops, stews, hash, with once or twice a week some salt meat, as bacon or ham, usually accompanied by liver; stewed, browned, or baked potatoes; eggs served in different ways; oatmeal-water and milk as beverage, with tea on special occasions for some particular individual. Dinner consisted of soups, meats, fish, vegetables, with a simple dessert,

<sup>1</sup> *Dietary Studies of University Boat Crews.*

<sup>2</sup> Bulletin No. 75, United States Department of Agriculture, Experiment Station.

<sup>3</sup> *Practical Dietetics*, p. 726.



such as rice, bread, or tapioca pudding, some fruit, and the same beverages as at breakfast were also used. The meats included roast beef, mutton, or chicken, two kinds being always served. But little gravy was used. Fish was served twice a week. The vegetables included potatoes, mashed or boiled; tomatoes, peas, beans, and corn. Two vegetables besides potatoes were usually served. Supper (8 to 8.15 P. M.) consisted of cereals, as at breakfast; chops, stews, or cold meat from dinner; rarely beefsteak; potatoes, stewed or baked; and eggs about three times a week, usually not on the same days that they were served for breakfast. Sometimes ale was permitted to some individual. After the crews were in final preparation for the race at New London the diet varied somewhat. Breakfast and dinner remained about the same, but a light luncheon of cold meat, stewed or baked potatoes, milk and toast was served at 4.30 in the afternoon. After this the evening exercise was engaged in for about two hours. Forty-five minutes after this was completed cold oatmeal or other cereal with milk and toast was served. A light supper (9.30) was served just before the men retired. This diet was much more liberal than that served ten years before. The men were allowed as much food as they desired."

Atwater and Bryant<sup>1</sup> give the following account of the diet of the Harvard boat crew at Cambridge, in 1898, in the description of the conditions of their dietary studies. The diet was simple, and consisted of roast and broiled beef and lamb, fricasseed chicken, roast turkey, and broiled fish. Eggs, raw, poached, or boiled in the shell, were used plentifully. Large amounts of milk and cream were also consumed. Oatmeal, hominy, and shredded wheat were eaten extensively, and corn cakes were served occasionally. Bread was almost always taken in the form of dry toast. Potatoes were served twice a day, either baked or boiled and mashed with the addition of a little milk and butter; occasionally they were "creamed." Boiled rice, prepared with a little cream and sugar, was served instead of potatoes at some meals. Beets, parsnips, green peas, and tomatoes were used to furnish a variety of vegetables. Macaroni was occasionally served. For dessert, apple, tapioca, custard, or other pudding containing a large proportion of milk and eggs, was served. The members of the crew were allowed beer once a day. Milk was obtained from one of the large creameries supplying that vicinity, and was of unusually good quality, containing 5.8 per cent. of butter-fat. A very thick, heavy

<sup>1</sup> *Loc. cit.*

200 VARIOUS FACTORS IN THEIR BEARING ON DIET.

*Summary of Results of Dietary Studies of University Boat Crews and Other Dietary Studies.*

(Nutrients in food actually eaten per man per day.)

	Protein.	Fat.	Carbo- hydrates.	Fuel- value.
DIETARY STUDIES OF UNIVERSITY BOAT CREWS.				
Harvard University crew at Cambridge (No. 227)	Gm. 162	Gm. 175	Gm. 449	Calor- ics 4130
Harvard Freshman crew at Cambridge (No. 228)	153	223	468	4620
Yale University crew at New Haven (No. 229)	145	170	375	3705
Harvard University crew at Gales Ferry (No. 230)	160	170	448	4075
Harvard Freshman crew at Gales Ferry (No. 231)	135	152	416	3675
Yale University crew at Gales Ferry (No. 232)	171	171	434	4070
Captain of Harvard Freshman crew (No. 233)	155	181	487	4315
Average . . . . .	155	177	440	4085
SUMMARIZED RESULTS OF OTHER DIETARY STUDIES.				
Football team, college students, Connecticut <sup>1</sup>	181	292	557	5740
Football team, college students, California <sup>2</sup>	270	416	710	7885
Professional athlete, Sandow <sup>3</sup>	244	151	502	4460
Prize-fighter, England <sup>4</sup>	278	78	83	2205
Average of 15 college clubs <sup>5</sup>	107	148	459	3690
Average of 14 mechanics' families <sup>5</sup>	103	150	402	3465
Average of 10 farmers' families <sup>5</sup>	97	130	467	3515
Average of 24 mechanics' and farmers' families <sup>5</sup>	100	141	429	3480
Average of 14 professional men's families	104	125	423	3325
DIETARY STANDARDS. <sup>6</sup>				
Man with moderate muscular work (Voit)	118	56	500	3055
Man with moderate muscular work (Playfair)	119	51	531	3140
Man with moderate muscular work (Atwater)	125	..	..	3500
Man with hard muscular work (Voit)	145	100	450	3370
Man with hard muscular work (Playfair)	156	71	568	3630
Man with hard muscular work (Atwater)	150	..	..	4500
Man with severe muscular work (Playfair)	185	71	568	3750
Man with severe muscular work (Atwater)	175	..	..	5700

cream was also used, diluted about one-half with milk. This mixture, or thin cream, contained about 16 per cent. of butter-fat.

The beef used during the studies was entirely from the loin. The roasts were sometimes from the fillet, and at other times the ordinary loin roast with the bone was used. The meat was sliced,

<sup>1</sup> Connecticut (Storrs) Sta. Rpt., 1891, p. 128.

<sup>2</sup> Unpublished material.

<sup>3</sup> Connecticut (Storrs) Sta. Rpt., 1896, p. 158.

<sup>4</sup> *Medical Times and Gazette*, 1865, vol. i., p. 459.

<sup>5</sup> United States Department of Agriculture Yearbook, 1898, p. 450. The results are summarized from Connecticut (Storrs) Sta. Rpts., 1891 to 1897, and the bulletins of the United States Department of Agriculture.

<sup>6</sup> From a summary in United States Department of Agriculture, Office of Experiment Stations, Bulletin No. 21, pp. 206-213.



freed from practically all the clear fat, and sent to the table in a large platter, from which the men were served individually. The beef was served rare, but not too underdone; some of the other club tables in the same house served much rarer meat. The beefsteak was freed from bone and from nearly all the visible fat before being served.

Lamb chops were served with the bone. Lamb and mutton roasts, which were all taken from the leg, were also clear meat, trimmed so as to be practically free from visible fat. The turkey used was shipped from a distance, and had been kept in cold storage. It was baked with force-meat,—*i. e.*, “stuffing” or “dressing,”—although but little of this latter was served to the crew. Chicken was always fricasseed, and served free from all bones, with the exception of those of the leg and wing.

Broiled fish, usually bluefish or Spanish mackerel, was commonly served for breakfast, as were also eggs, either raw or poached. No pastry was allowed, and the puddings were, as previously stated, composed largely of eggs and milk. A small amount of coffee jelly was served, and at one meal during the study ice-cream was allowed. No fresh fruit, with the exception of oranges for breakfast, was served. Stewed prunes, rhubarb, or apples were also eaten, prunes most abundantly. No beverages other than water, milk, and beer were allowed. Breakfast was served at 8, lunch at 1, and dinner at 6 o'clock, although one or the other of the crews was usually late at dinner. Atwater and Bryant<sup>1</sup> give the following statistics of the Harvard crew at Cambridge, 1898; the positions shown in the table are those occupied by the different men at the time of the race:

Position.	Age.	May 23.		May 24.		May 25.		May 26.	
		Before rowing.	After rowing.	Before rowing.	After rowing.	Before rowing.	After rowing.	Before rowing.	After rowing.
	Yrs.	Pounds.	Pounds.	Pounds.	Pounds.	Pounds.	Pounds.	Pounds.	Pounds.
2 . . . . .	20	155	. .	158	154½	156½	154½	155½	154½
3 . . . . .	21	163	. .	162½	160½	162½	161½	163½	161½
4 . . . . .	20	165	. .	166	163½	165	163	164½	162½
5 . . . . .	19	160½	. .	161	158½	161	159½	161½	159½
6 . . . . .	22	173½	. .	174	172	174	172	173½	170
7 . . . . .	19	161½	. .	160	157	159	156½	160½	157½
Stroke . . . . .	26	147	. .	147½	145½	148	145½	149	146½
Substitute . . . . .	. .	171	. .	171	168	171	168½	170	168
Average . . . . .	. . .	162	. .	162½	160	162½	160½	162½	169
Average loss . . . . .	. . .	. .	. .	. .	2½	. .	2	. .	2½

Remarks.—On May 23 weight not taken after rowing. May 24, medium work. May 25, hard work—eight minutes of very hard work. May 26, light work.

<sup>1</sup> *Loc. cit.*

"The loss of weight during the period of exercise is due principally to water of perspiration and the water and carbon dioxid excreted in the breath."

It is interesting, in this connection, to compare the diet of the English boat crews, as given by Yeo.<sup>1</sup> Maclaren gives the following schemes of training as carried out at Oxford and Cambridge:

#### A DAY'S TRAINING FOR THE SUMMER RACES.

OXFORD.	CAMBRIDGE.
7 A. M. : Rise. A short walk or run.	A run of 200 yards as fast as possible.
8.30 A. M. : Breakfast of underdone meat, crust of bread or dry toast, tea (as little as possible).	Underdone meat, dry toast, tea 2 cups (later only 1½), water-cess (occasionally).
2 P. M. : Dinner: meat (as at breakfast), bread, no vegetables (not strictly adhered to), 1 pint of beer.	Meat (as at breakfast), bread, potatoes, and greens, 1 pint of beer. Dessert: oranges, biscuit, or figs, 2 glasses of wine.
5 or 5.30 P. M. : Rowing exercise.	Rowing exercise.
8.30 or 9 P. M. : Supper: cold meat or bread, sometimes jelly or water-cess, 1 pint of beer.	Cold meat, bread, lettuce or water-cess, 1 pint of beer.
10 P. M. : Retire to bed.	

#### A DAY'S TRAINING FOR THE WINTER RACE.

OXFORD.	CAMBRIDGE.
7.30 A. M. : Rise. A short walk or run.	7 A. M. : Exercise as for summer races.
9 A. M. : Breakfast, as in summer.	8.30 A. M. : Breakfast as in summer.
1 P. M. : Luncheon: bread or a sandwich and ½ pint of beer.	A little cold meat, bread, and ¼ pint of beer, or biscuit and glass of sherry (sometimes yolk of egg in the sherry).
2 P. M. : Rowing exercise.	Rowing exercise.
5 P. M. : Dinner: meat as in summer, bread, same rule as in summer as to vegetables, rice pudding or jelly, and ½ pint of beer.	5 to 6 P. M. : Dinner, as in summer.
10 P. M. : Retire to bed.	
Water strictly forbidden. As little liquid to be drunk as possible.	

In summing up the results of their observations Atwater and Bryant state that, in a "general way, the difference between the food of the athletes and that of other people represents a difference in actual physical need even if neither is an accurate measure of that need." One of the chief differences lies in the fact that the food of athletes is productive of a larger amount of energy than that consumed by ordinary working-people or college men. The daily excess over the ordinary diet was about 400 calories, or about 10 per cent. The amount of pro-

<sup>1</sup> *Food in Health and Disease*, p. 281.



tein consumed was 45 per cent. larger. "In other words, the difference in protein was four and one-half times as great as the difference in fuel-value, and the excess in protein would account for a considerable part of the excess of energy of the diet of the athletes as compared with men in ordinary occupation."

Atwater and Bryant<sup>1</sup> close the account of their experiments with the following interesting observations:

"In this connection it is interesting to observe that many physiologists are coming to entertain the view that the amount of metabolism in the body is regulated not simply by the muscular work, but also by the nervous effort required in the performance of this work. The especially large proportion of protein observed in the dietary studies of the university boat crews, of foot-ball teams, of the professional athlete, and of the pugilist, as compared with the dietary studies of college men with ordinary exercise, and with ordinary families of workingmen and professional men, accord well with a view not uncommon of late among physiologists. According to this view, men who perform continued muscular labor, even if it is active enough to make the total amount large, do not require especially large amounts of protein in their food so long as they undergo no especial mental strain or muscular fatigue, the principal requirements being an abundant supply of easily digested food-material. On the contrary, when a man or animal must perform intense muscular work for a short period of time, and is, therefore, under more or less nervous as well as muscular strain, a considerably larger supply of protein seems to be required than under normal conditions of slow, long-continued work. In other words, if a large amount of work must be done in a short time a considerable excess of protein is required in the food. This view, which has been especially advocated by Zuntz,<sup>2</sup> seems to be favored by the results of dietary studies above discussed.

"Recent experiments made by Dunlop, Paton, Stockman, and Maccadam<sup>3</sup> have to do with the amount of protein required when severe muscular work is performed. The results are discussed with especial reference to training, and are believed to "show the importance of two points long known to athletes and others doing excessive muscular work. The one is the importance of proper training, for by it an abstraction of proteid

<sup>1</sup> *Loc. cit.*

<sup>2</sup> United States Department of Agriculture, Experiment Station Record, vol. vii., pp. 538-550.

<sup>3</sup> *Jour. Physiol.*, 1897, vol. xxii., p. 69.

matter from tissues other than muscle can be avoided ; the other is the importance of there being a sufficiency of protein in the diet to compensate for the loss which occurs. An abundance of protein in the diet of an athlete has other functions to fulfil besides this. It is required during training for building up the energy-liberating mechanism—the protoplasm of muscle ; and it is also required after work to repair that mechanism. The benefits of training are well known in other ways, such as preparing the heart for suddenly increased duty and limiting the after fatigue effects.

“The power of the body to perform the maximum of muscular work within a comparatively short time and with a minimum amount of fatigue is secured by means of training. Of course, skill in application of muscular strength is as essential as is the amount of power exerted. The skill is sought by exercise and practice. The object of regulating the diet in training is not only to furnish the material to supply the power, but also to put the machine in the best condition for developing as well as applying the power. In other words, the man is to be subjected for a short time to intense muscular strain and considerable nervous effort. This he is to bear with a maximum of result and the minimum of fatigue. For this he needs practical training, on the one hand, and proper diet, on the other. If the views above presented are correct, the diet for men from whom intense muscular effort is required for short periods should supply liberal amounts of energy and especially large amounts of protein.”



## INFANT FEEDING.

THE subject of infant feeding, during both health and disease, is one of extreme importance, and one on which success in pediatric practice largely depends. Before taking up the study of infant feeding the student should read carefully the section on Milk.

Infancy is that period of life dating from birth to about two and one-half years. Childhood is the period from two and one-half years to puberty. The theory that infancy ends at two and one-half years is an arbitrary one.

There are four methods of feeding infants: 1. Breast- or maternal feeding. 2. Wet-nursing. 3. Mixed feeding—*i. e.*, breast-feeding supplemented by bottle-feeding. 4. Bottle- or artificial feeding.

1. **Breast-feeding.**—The milk from a healthy mother is by far the best nourishment for an infant during the first year of its life, and can not be fully replaced by any other form of feeding. Infants fed on the breast-milk of a healthy woman are stronger and better able to resist disease. While it is true that babies may be reared on artificial foods and remain healthy and grow strong, the percentage of robust bottle-fed babies is much smaller than that of healthy breast-fed infants. This is particularly true of the poorer classes, who often lack both the time and the intelligence required to rear a healthy infant by bottle-feeding.

**Contraindications to Maternal Nursing.**—The following rules, adapted from Holt, will be found a reliable guide in determining whether or not a mother is fitted to nurse her child:

1. If the mother has tuberculosis in any form, latent or active, she should not nurse her child. A tuberculous mother not only exposes her child to infection, but hastens the progress of the disease in herself. If the mother has pulmonary tuberculosis, nursing is almost certain to prove fatal to her.

2. When the mother has had any serious complication, such as nephritis, convulsions, severe hemorrhage, or septic infection, during pregnancy or parturition, she should not be allowed to nurse her infant.

3. If the mother is choreic or epileptic, nursing is contraindicated.

4. If the mother is very feeble or has any serious chronic disease, the child will derive little, if any, benefit from breast-feeding and the mother will be greatly injured.

5. Nursing should not be attempted where experience has shown on two previous occasions, under favorable conditions, that the mother is unable to nourish her child.

6. When no milk is secreted, feeding is, of course, impossible.

Good artificial feeding is to be preferred to poor breast-feeding. If artificial feeding must be resorted to, it is well to begin early, for the infant's digestive organs are then apt to be in comparatively good condition. The question has two sides, however, and must carefully be considered.

Many mothers with an abundance of maternal love and manifold good intentions are often lacking in intelligence and can not be taught the proper care of an infant.

If the prospective mother is under observation during pregnancy, the breasts should be carefully examined, and if the nipples are found to be short or retracted, measures should be taken to correct this condition. This may be done by exercising gentle traction upon the nipple daily. In extreme cases of retraction a breast-pump may be needed. During the entire nursing period the breasts should receive careful attention. Cleanliness is imperative, and after each nursing the breast should be carefully washed, preferably with a solution of boric acid.

During the first forty-eight hours the child receives practically no nourishment from the breast, the only fluid secreted during this time being colostrum. This has a laxative effect upon the infant's bowels, emptying them of the dark brownish material, known as meconium, which has accumulated in the intestinal canal during uterine life. The child should, however, be put to the breast at regular intervals, so as to establish a free flow of milk; this generally begins on the third day, but is sometimes delayed.

During the first two days of its existence the child gets about six ounces of colostrum a day, which is all that is needed. It may, however, be given a teaspoonful or two of warm boiled water or of a 5 per cent. solution of sugar of milk. In unusually robust but fretful children, or when there is fever, a small amount of nourishment may be required; this should be given according to the rules for artificial feeding. If the milk is delayed beyond forty-eight hours, it becomes necessary to feed the child by the bottle until the flow is established. The child should be put to the breast regularly, or the breast-pump may be used to stimulate the secretion of the milk. Fennel,



catnip tea, and the like should be excluded from the child's dietary. (For a careful consideration of the question of feeding during early infancy, and for other questions concerning infant nutrition, the reader is referred to the excellent work of Czerny and Keller, *Des Kindes-Ernährung und Ernährungs-Therapie.*)

Before entering upon a consideration of breast-feeding itself one or two points in connection with the subject must be explained. Many mothers do not nurse their infants because they have not been properly instructed as to the importance of doing it; others, because the matter is left to the nurse, who, after two or three trials, decides that the mother is incapable of nursing her baby; in the latter case the probabilities are that nothing is wrong with the mother. Often, too, the attending physician, especially if he is an obstetric specialist, is apt to give his attention wholly to the mother, leaving the child to the nurse's care.

The mental attitude of the mother has a marked effect on the milk secretion, and if she has been properly instructed and encouraged beforehand, there is usually no difficulty. If, on the other hand, she has grave doubts as to her capability, and particularly if she hears both physician and nurse discuss her probable incompetency, the milk secretion may be inhibited. The mental condition of the mother is often affected as the result of weighing the child. It is very desirable that the child be weighed regularly and the weight recorded; but if the mother is at all nervous, or if the child is not doing well, the weighing should not be done by the mother or in her presence. A loss in weight, or even the fact that there is no material gain, may so affect the mental condition of the mother as to prove deleterious to the secretion of milk. With proper encouragement and by stimulating the breast by placing the child at it at regular intervals the flow of milk is promoted.

The subject of the fitness of mothers for nursing their infants is receiving more attention of late years, and in Germany an attempt has been made to show that the daughters of alcoholic parents or ancestry are apt to be incapable of nursing their infants. While this has been proved statistically, an alcoholic ancestry is of so common occurrence that almost any existing evil might be attributed to it and its relationship proved.

Breast-nursing often proves a failure because the mother does not understand how to give the breast to the child. With the increase in civilization there seems to be a diminution in instinct, and careful directions should be given in every case. The child should lie on the right or left arm, according to whether the child is to nurse at the right or at the left breast.

If the mother is in a sitting posture, her body should be inclined slightly forward. With her free hand she should grasp the breast near the nipple between the first two fingers. If, owing to the free flow of milk, the child takes the milk too rapidly, this may be checked by slight pressure of the fingers. The child should nurse until satisfied. The contents of one breast are generally sufficient for one nursing, and the breasts should be used alternately. When satisfied, the infant will usually fall asleep at the breast. Under ordinary conditions the nursing should last for from about ten to twenty minutes. If the milk is taken too rapidly, vomiting may ensue immediately after or during feeding. If too much is taken, it is regurgitated almost immediately. If the infant consumes more than half an hour in nursing, the breast and the milk should be examined. As the infant grows older it requires and takes more food, and consequently will require a longer time to nurse than it did during the early days of life.

The inculcation of good nursing-habits can not be too strongly insisted upon. Many attacks of indigestion, colic, and diarrhea may be traced to improper nursing. When good habits are once established, there is generally very little trouble, the success of the training depending largely on the manner in which it is done. Regular hours for feeding should be fixed and adhered to; and if the child is asleep at the feeding-hour, it may be aroused, for it will almost invariably go to sleep after nursing. After the last feeding, which should usually take place at 9 or 10 o'clock, the child should be quieted and allowed to sleep as long as it chooses.

During the first month or two the infant will, as a rule, awaken between 1 or 2 o'clock and again at about 4 or 5 o'clock. After two or three months it will require but one night feeding, and after five months of age the average infant will sleep all night without nursing.

When the change is being made and the child awakens for its accustomed nursing, it should be given a little warm water from a bottle and be quieted, but not taken up. Regular nursing-habits induce regular bowel movements and sleep, and the three combined insure health and comfort not only for the infant, but for the mother as well. A healthy child, if trained to do so, will sleep without rocking or coddling. Three things are, however, essential to secure success in this training: a satisfied appetite, dry napkins, and a quiet, darkened room. The infant must not be nursed each time it cries. If it has colic, the warm milk may soothe the child for a time, but later aggra-



vates the trouble, which in many cases is due to overfeeding or to too frequent feeding.

The following table, from Holt, may be used as a guide in breast-feeding :

Age.	Number in twenty-four hours.	Intervals during day.	Night nursing between 9 P. M. and 7 A. M.
1st day . . . . .	4	6 hours.	1
2d " . . . . .	6	4 "	1
3d to 28th day . . . . .	10	2 "	2
4th to 13th week . . . . .	8	2½ "	1
3d to 5th month . . . . .	7	3 "	1
5th to 12th " . . . . .	6	3 "	0

In case of sickness and when the infant is feeble and below the average, especial rules are required, and directions should be modified to suit each individual case. A good general rule is to feed the child according to the age to which the weight corresponds. The child's weight is the best index of its nutrition. During the first four months it may be weighed twice a week ; after that time once a week is sufficient. The average minimum gain for an infant is four ounces a week. If the weight falls below this for several weeks consecutively, it is evident that something is wrong. During illness, of course, there may be no gain or loss according to the severity of the condition.

When the breast milk is insufficient for, or unsuited to the needs of, the infant, it becomes fretful, colic occurs, and the babe appears to be "cross." Disturbances of the alimentary tract, diarrhea with greenish stools containing a large amount of mucus and undigested curds, take place at times. At times the stools are brownish, and contain mucus and numerous curds the size of a grain of wheat or larger. In other cases there may be chronic constipation with small, hard, dry stools.

If the infant is getting too little milk, it is fretful and gains slowly or not at all, but there is rarely any disturbance of the stomach or bowels. In these cases the nursing is continued for over thirty minutes without satisfying the child, or it may nurse a minute or two and then refuse to nurse because the supply is so scanty. Where the breast milk is nearly normal in quantity and in quality, certain measures, which will be discussed further on, may be taken to augment the supply and enrich the quality, or it may be supplemented by artificial feeding. When the milk is very poor in quality, as, for example, when the specific gravity is from 1.015 to 1.025 and when only 2 or 3 per cent. of cream is present, the child should be weaned at once, for the condition is not amenable to treatment.

Mother's milk may easily be tested by means of Holt's milk

set, which consists of a lactometer and a cream gauge.<sup>1</sup> With this the specific gravity and the amount of cream may easily be estimated. Estimated with this instrument the cream is to the fat as 5 is to 3. The following table will help in estimating the quality of human milk :

	Specific gravity, 70° F.	Cream, twenty-four hours.	Proteins.
Normal average . . . . .	1.031	7 per cent.	1.5 per cent.
Healthy variations . . . . .	1.028-1.029	9-12 per cent.	Normal (rich milk).
Healthy variations . . . . .	1.032-1.033	5-6 per cent.	Normal (fair milk).
Unhealthy variations . . . . .	Below 1.028	High (above 10 per cent.).	Normal or slightly below.
Variations . . . . .	Below 1.028	Normal (5-10 per cent.).	Low.
Variations . . . . .	Below 1.028	Low (below 5 per cent.).	Very low (very poor milk).
Variations . . . . .	Above 1.033	High.	Very high (very rich milk).
Variations . . . . .	Above 1.033	Normal.	High.
Variations . . . . .	Above 1.033	Low.	Normal or nearly so.

When the mother's milk is found to not agree with the infant, it may often be modified by the following means :

1. If the milk is too rich, the diet should be limited, especially as to the amount of meat taken. All alcoholic and malted drinks should be prohibited. With plenty of fresh air and exercise, such as walking, the desired effect will generally be brought about. The exercise should be carried to the point of fatigue.

2. When the milk is good but deficient in quantity, the supply may be augmented by massage of the breasts three times a day for from five to ten minutes. A good malt extract may be given with the meals, and fresh air and exercise prescribed. Sufficient fluid should be given, preferably milk.

3. When the milk is deficient in quantity and poor in quality, improvement may be brought about by various means: Massage, malt, and iron are to be prescribed if there is anemia. An alcoholic malt extract combined with peptonate of iron or of iron and manganese is a good combination, and may be had in very palatable form. The diet should be ample, and contain sufficient nitrogenous food. Milk should be taken with the meals, during the intervals between meals, and at bedtime. If the milk interferes with digestion, as it often does in these cases, the following mixture may be used with advantage :

Fill a glass three-quarters full of milk, and add a tablespoonful of lime-water and two tablespoonfuls of cream; then fill the glass with water. The lime-water may in many cases

<sup>1</sup> This may be had from Eimer & Amend, New York.



be omitted and the glass merely filled with plain water after the addition of the cream. Another essential is fresh air—driving or walking if the mother is strong enough. It is very important that the mother obtain sufficient rest. During the night the child should be cared for by the nurse, and be given the bottle instead of the breast.

4. When the quantity is sufficient but the quality is poor, little can be done, and the child must generally be weaned. The foregoing measures may be tried, but not for too long a period, as the child may suffer in consequence.

A moot point is whether it is wise to allow the child one bottle a day as a routine practice. The authors always follow this plan after the second month, and where proper precautions regarding cleanliness and Pasteurization have been taken, no ill results have been seen to follow. The advantages of this method are as follows :

The child learns to take milk from a bottle, and if, owing to the illness of the mother, it becomes necessary at any time to substitute the bottle, this may be done without much difficulty. On the other hand, if the child has taken nothing but the breast, it may often refuse the bottle entirely, with disastrous results, severe cases of acute inanition having been known to follow. This method facilitates weaning. If the mother is weak, it allows her to obtain an undisturbed night's rest. Among the upper classes the child is often weaned early so that nursing may not interfere with the mother's social pleasures and duties. If the breast-feeding be supplemented by the bottle, many of these women may be induced to nurse their children during the greater part of the first year, when they would otherwise give it up very early and abandon the child to the care of a nurse.

2. **Wet-nursing.**—With the advent of a more thorough knowledge of infant feeding wet-nursing has, fortunately, become less frequent. Nevertheless, there are some infants that will thrive on nothing but breast-feeding. When this is the case, a wet-nurse must be chosen according to the following rules :

The woman should be healthy and of good habits. The absence of syphilis, tuberculosis, alcoholism, and other diseases should be determined by careful examination. The nipples should be carefully examined for fissures and ulceration. The breast should be examined before and after nursing, and the milk tested as previously described. The size of the breast alone is not a good guide as to the amount or quality of the milk it secretes. The quantity may be judged by the size of the breast before and after nursing or by weighing the baby

before and after nursing. This latter method, although a good one, is not usually resorted to. The wet-nurse should always be one who has nursed her own child successfully for at least a month. If possible, she should be a primipara between twenty and thirty-five years of age. Younger or older women should not, as a rule, be employed. If the infant's condition permits, the nurse should be given at least a week's trial, for often the change in her mode of living may cause a scanty flow of milk or render it otherwise unsatisfactory. When she has become accustomed to her surroundings, the milk may become perfectly normal. Owing to idleness and a too abundant diet the milk may become too rich. In these cases the rules previously laid down may correct the condition. Suitable wet-nurses are not easily obtained, are expensive, and are often a source of constant trouble and annoyance. A woman who will give up the care of her own child for pay is usually a very unpleasant person to have about. For these reasons, except where there is severe acute inanition, other means should be tried before a wet-nurse is resorted to. Wet-nursing is, however, very successfully carried out in Germany and some other countries.

3. **Mixed Feeding.**—By this method, as previously described, the child is fed partly on the breast and partly on the bottle. This method is indicated when the mother's milk is poor or scanty, owing to some intervening illness, or when, owing to deficient quantity, the mother can not entirely nurse the child; it is also useful in weaning. Weaning is accomplished with less discomfort to mother and child if done gradually. If the mother is nursing the child but once or twice a day, her milk may become very poor, and consequently should be examined from time to time. In these cases the child is usually satisfied after a bottle, but not after the breast-feeding.

4. **Artificial or Bottle-feeding.**—When it becomes necessary to feed the child artificially, the physician must understand the nature of the milk mixture that he prescribes, so that he may vary it to suit the child's digestion and modify it to meet the requirements of the growing infant.

In the United States the only milk available for infant feeding is cows' milk. To insure success by artificial feeding, an accurate knowledge of the composition of the milk, and in how much it differs from mother's milk is essential. A knowledge of the methods for overcoming these differences is also necessary. It should constantly be borne in mind that while general deductions may be made and average figures given, the element of personal equation enters largely into the problem, and each



infant must be considered a law unto itself. Children living in the country and in the smaller towns, where there is no overcrowding and where an abundance of fresh air can be had, seem to thrive on cows' milk that has been modified but little, perhaps merely by the addition of water in various proportions. In the larger towns, where overcrowding is frequent and fresh air and sunlight are not easily secured, the question is a more difficult one. Children with these environments require a more exact milk mixture and additional care. Another point to be remembered is that in the country milk is generally obtained more or less pure and fresh, whereas in the town it is often contaminated by dirt and bacteria, and when shipped for long distances is stale and often preserved by the addition of chemicals.

The first changes made in milk to adapt it to the infant's digestion were to add water, barley-water, or oatmeal-water, as suggested by Jacobi. Liebig suggested that a malted, dextrinized meal be mixed with the milk. Meigs employed a milk mixture that is still used in the feeding of sick infants. Biedert, in Germany, Cheadle, in England, and many others have made suggestions, but the method in most common use to-day, that of percentage feeding, is largely of American origin, and is usually known as the "American method." Although a number of well-known pediatricians still use the older methods, the American method is, in the authors' opinion, the best. At one time it was believed that the milk should be made to correspond in the percentage of its various elements with that of human milk, and this is the basis of the method of percentage feeding. There are, however, several difficulties that must be overcome, and it was found necessary to begin with percentages below those ordinarily found in mother's milk, and increase them as the child's digestion became adapted to the cows' milk.

For our present knowledge of this subject we are indebted to the experiments of Dr. T. M. Rotch, of Boston, who first advocated the establishment of a milk laboratory for filling physicians' milk prescriptions, a plan that was worked out by him and by the Walker-Gordon Company.

In order to adapt cows' milk to the infant's digestion several changes must be made in it. These become apparent by studying the nature and composition of the milk.

The **proteins** differ not only in amount, but also in character. In human milk the proteins consist of lactalbumin and casein, in the proportion of two-thirds of the former to one-third of the latter. In cows' milk one-sixth of the protein is lactalbumin and the remainder is casein. The total protein of human milk

precipitates in fine flakes ; that of cows' milk, in heavy curds. The total amount of protein material also varies, being from 1.5 to 2 per cent. in human milk, and, on the average, 3.5 per cent. in cows' milk. The modification consists in diluting the milk until the protein is from 0.6 per cent. to more, according to the age of the infant and its digestive ability. In some cases of difficult feeding the lactalbumin and casein may be separated and added in the required amounts. This is not, however, usually necessary. The proteins may be prevented from forming large curds by the addition of lime-water or of barley- or oatmeal-gruel. With the smaller percentages this is not ordinarily required. When necessary, as during illness, the proteins may be predigested.

**Sugar.**—The milk-sugar of human milk is present in a very constant proportion—from 6 to 7 per cent. In cows' milk it averages about 4.5 per cent. Diluting the milk, of course, decreases the proportion, and the amount must be made up by adding either milk-sugar or cane-sugar. The former, being that normally present in the milk, seems the most suitable. Cane-sugar has, however, many advocates, among them being Jacobi. Cane-sugar, owing to its excessive sweetness, is used in just half the quantity of milk-sugar. As it is inexpensive, it is useful in practice among the poor.

During the first few days of life sugar may be given in the proportion of 5 to 5.5 per cent. ; from the second week to the third month, 6 per cent., and from that time until the eleventh month 7 per cent. may be used. At the eleventh month it may be reduced to 5 and a few months later to 4.5 per cent. There is no advantage in giving over 7 per cent., and it may give rise to symptoms of excessive sugar feeding.

**Fat.**—The fat of human milk averages 4 per cent. ; that of cows' milk is the same. When the milk has been diluted, the amount must either be made up by adding cream or by using the upper one-third or upper half of the milk after the cream has risen. It is preferable to use fresh cream that has risen by the gravity method, or the top-milk method.

There are objections, based on theoretic grounds, to the use of centrifugal cream ; these have been mentioned in the section on Milk, and are of less practical interest in infant feeding than was formerly supposed.

The amount of fat to be given varies with the age, weight, and digestive ability of the infant. For an average infant, 2 per cent. the first week, 2.5 per cent. the second, and 3 per cent. the third week are the amounts usually prescribed. At four months the amount may be increased to 4 per cent. ; after



that time this amount must not be exceeded, or the infant is apt to develop indigestion, with the large whitish stools giving off the characteristic odor of the fatty acids.

**Salts.**—The mineral constituents of human milk make up about 0.2 per cent. of its entire bulk; those of cows' milk are three or four times greater. These inorganic salts vary in about the same proportion as the proteins. When the milk is modified for the purpose of increasing or diminishing the percentage of proteins, it is, at the same time, modified for the salts.

**Reaction.**—The reaction of human milk is always alkaline. Since cows' milk is usually acid or neutral, this acidity must be corrected by adding either 5 per cent. of lime-water or sodium bicarbonate. The sodium salt is used in the proportion of 1 grain to the ounce. As the lime precipitates at the higher temperatures, when the milk is to be boiled it is better to add the bicarbonate. For young infants, when there is a hyperacidity of the stomach or acute illness, larger quantities than those just mentioned may be used. Coit recommends the use of potassium bicarbonate.

Poynton, following the suggestion of A. E. Wright, recommends the use of sodium citrate. The soda forms a compound with the casein and alters the curd produced, rendering it very much more digestible. The citric acid forms calcium citrate by uniting with the calcium salts. The use of sodium citrate enables one to give a milk containing more protein than would otherwise be digested. It is useful in weaning infants, in practice among the poor, where milk modification is imperfectly done, and is of service in some cases where milk is not well borne without the sodium citrate. From 1 to 3 or more grains to the ounce are used. A convenient method is to order a solution containing 2 grains to the dram. A drop or two of chloroform should be added to each 12 ounces, to prevent the growth of organisms which is liable to take place. From a rather limited experience with this method we are inclined to think that it is one of considerable value and worth trying. It seems to be especially adapted to dispensary work.

## MILK MODIFICATION.

### METHODS OF PRACTICAL VALUE IN MODIFYING MILK.

There are a number of methods of milk modification that may be used with good results in the artificial feeding of infants.

A practical knowledge of these methods is a desideratum in the rearing of bottle-fed infants. Those most in use are :

1. Laboratory feeding.
2. Top-milk method.
3. Coit's decimal method.
4. Materna graduate.
5. According to Maynard Ladd's table (after Rotch).
6. Baner's method.
7. According to Louis Starr's tables.
8. Chapin's method.

1. **Laboratory Feeding.**—In cities the best substitute for breast-feeding is furnished by milk laboratories, where modifications are made according to the physician's prescription. The Walker-Gordon laboratories, now established in many cities, supply an ideally clean milk, unsterilized, pasteurized, or sterilized at any temperature desired. The milk is supplied in nursing-bottles, each bottle holding enough for one feeding and being ready for use. Beyond warming the bottle and putting on a nipple no further preparation is necessary. In winter the milk is delivered in baskets, and in summer in small refrigerators. When economy must be practised, the milk may be obtained in larger jars and divided into the requisite number of feedings by the mother or nurse. Blank forms on which to write prescriptions are furnished physicians. The following is an example of such a prescription :

R <sub>y</sub>		Per Cent.		
<i>Fat</i> . . . . .	4		<i>Number of</i>	} . . . . . 6
<i>Milk-sugar</i> . . . . .	7		<i>feedings</i> . .	
<i>Proteins</i> . . . . .	2		<i>Amount at</i>	} . . 7 ounces.
<i>Lime-water</i> . . . . .	5		<i>each feeding</i>	
<i>Other Diluent</i> . . . . .			<i>Infant's age</i> . . . . .	
<i>Heated at 167° F.</i>			<i>Infant's weight</i> . . . . .	

ORDERED FOR.....

DATE,

SIGNATURE,

.....190

..... M. D.



These prescriptions are filled at the laboratory by mixing together milk, cream, standard sugar solutions, and water in the proper proportions. In some cases a 16 per cent. gravity cream is used, and in others a 20 per cent. centrifugal cream. Other things being equal, it is more desirable on theoretic grounds to use gravity cream. The following table, from the Walker-Gordon laboratory records, is a good guide to the quantity and quality of the food required by the average infant :

*Showing the average percentages employed, and the amount of modified milk fed to a large number of infants.*

Weeks of life.	Amount fed in ounces.	Percentages.		
		Fat.	Sugar.	Proteins.
First . . . . .	1 $\frac{1}{4}$	2.00	4.5	0.75
Second . . . . .	1 $\frac{3}{4}$	2.50	5.5	1.00
Third . . . . .	2	3.00	6.0	1.00
Fourth . . . . .	2 $\frac{1}{4}$	3.00	6.0	1.00
Fifth . . . . .	2 $\frac{3}{4}$	3.25	6.5	1.00
Sixth . . . . .	3	3.25	6.5	1.25
Seventh . . . . .	3	3.50	6.5	1.25
Eighth . . . . .	3 $\frac{1}{4}$	3.50	6.5	1.25
Ninth . . . . .	3 $\frac{1}{2}$	3.50	6.5	1.25
Tenth . . . . .	3 $\frac{1}{2}$	3.50	6.5	1.25
Eleventh . . . . .	3 $\frac{1}{2}$	3.50	6.5	1.25
Twelfth . . . . .	3 $\frac{3}{4}$	3.50	6.5	1.25
Thirteenth . . . . .	3 $\frac{3}{4}$	3.50	6.5	1.25
Fourteenth . . . . .	4	3.50	6.5	1.25
Fifteenth . . . . .	4 $\frac{1}{4}$	3.75	6.5	1.25
Sixteenth . . . . .	4 $\frac{1}{4}$	3.75	6.5	1.25
Seventeenth . . . . .	4 $\frac{1}{4}$	3.75	6.5	1.50
Eighteenth . . . . .	4 $\frac{1}{2}$	3.75	6.5	1.50
Nineteenth . . . . .	4 $\frac{1}{2}$	3.75	6.5	1.50
Twentieth . . . . .	4 $\frac{1}{2}$	3.75	6.5	1.50
Twenty-first . . . . .	4 $\frac{3}{4}$	3.75	6.5	1.50
Twenty-second . . . . .	5	3.75	6.5	1.50
Twenty-third . . . . .	5	3.75	6.5	1.50
Twenty-fourth . . . . .	5 $\frac{1}{4}$	3.75	6.5	1.75
Twenty-fifth . . . . .	5 $\frac{1}{4}$	3.75	6.5	1.75
Twenty-sixth . . . . .	5 $\frac{1}{2}$	3.75	6.5	1.75
Twenty-seventh . . . . .	5 $\frac{1}{2}$	4.00	6.5	1.75
Twenty-eighth . . . . .	5 $\frac{1}{2}$	4.00	7.0	1.75
Twenty-ninth . . . . .	5 $\frac{1}{2}$	4.00	7.0	1.75
Thirtieth . . . . .	5 $\frac{3}{4}$	4.00	7.0	1.75
Thirty-first . . . . .	6	4.00	7.0	1.75
Thirty-second . . . . .	6	4.00	7.0	1.75
Thirty-third . . . . .	6 $\frac{1}{4}$	4.00	6.5	1.75
Thirty-fourth . . . . .	6 $\frac{1}{4}$	4.00	6.5	2.00
Thirty-fifth . . . . .	6 $\frac{1}{4}$	4.00	6.5	2.00
Thirty-sixth . . . . .	6 $\frac{1}{4}$	4.00	6.5	2.00
Thirty-seventh . . . . .	6 $\frac{1}{4}$	4.00	6.5	2.00
Thirty-eighth . . . . .	6 $\frac{1}{2}$	4.00	6.5	2.00
Thirty-ninth . . . . .	6 $\frac{1}{2}$	4.00	6.5	2.00
Fortieth . . . . .	6 $\frac{1}{2}$	4.00	6.5	2.00
Forty-first . . . . .	6 $\frac{3}{4}$	4.00	6.5	2.00
Forty-second . . . . .	7	4.00	6.5	2.00
Forty-third . . . . .	7	4.00	6.5	2.25
Forty-fourth . . . . .	7	4.00	6.0	2.50
Forty-fifth . . . . .	7	4.00	6.0	2.50
Forty-sixth . . . . .	7 $\frac{1}{4}$	4.00	6.0	2.50
Forty-seventh . . . . .	7 $\frac{1}{4}$	4.00	6.0	2.50
Forty-eighth . . . . .	7 $\frac{1}{4}$	4.00	6.0	2.50
Forty-ninth . . . . .	7 $\frac{1}{4}$	4.00	6.0	2.75
Fiftieth . . . . .	7 $\frac{1}{4}$	4.00	6.0	2.75
Fifty-first . . . . .	7 $\frac{1}{4}$	4.00	6.0	2.75
Fifty-second . . . . .	7 $\frac{1}{4}$	4.00	5.5	3.00

*Premature Infants.*

Amount fed	Fat.	Sugar.	Proteids.
2-6 drams. . . . .	1.00	3.00	0.25
	1.00	4.00	0.50
	1.50	4.50	0.75

The percentages are given in the round numbers next nearest the actual percentages employed, and are approximate.

Recently other modifications have been made by means of whey. The whey is obtained by adding rennin to the milk, or Fairchild's Essence of Pepsin may be used. It should be heated to 150° F. for five minutes before being added to the milk mixture, in order to destroy the enzyme in the milk and so prevent coagulation of the casein. When whey is ordered, the protein constituent is indicated in the prescription, for example, as follows :

Casein . . . . .	0.50
Lactalbumin . . . . .	0.75

Rotch gives the following formulæ, showing the proportions of whey and casein as a guide for feeding healthy infants where it is thought desirable to split the proteins :

Age.	Fat.	Sugar.	Proteins.	Proteins if split.		Amount at each feeding by oz.	Interval between feedings in hours.	No. of feedings in 24 hours.
				Whey proteins.	Casein-ogen.			
Premature . . . . .	1.00	4.00	0.25	0.25	0.25	} $\frac{1}{2}$ - $\frac{3}{4}$	1-1 $\frac{1}{2}$	24-18
	1.50	4.50	0.25	0.50	0.25			
At term . . . . .	2.00	5.00	0.50	0.50	0.25	1	2	10
End of 2d week . . . . .	2.50	5.50	0.50	0.50	0.25	1 $\frac{1}{2}$	2	10
End of 3d week . . . . .	3.00	6.00	0.75	0.75	0.25	2	2	9
End of 4th week . . . . .	3.50	6.50	1.00	0.75	0.50	2 $\frac{1}{2}$	2	8
End of 6th week . . . . .	4.00	7.00	1.00	0.90	0.60	3	2 $\frac{1}{2}$	7
End of 8th week . . . . .	4.00	7.00	1.25	0.90	0.75	3 $\frac{1}{2}$	2 $\frac{1}{2}$	7
End of 12th week . . . . .	4.00	7.00	1.50	0.90	1.00	4	2 $\frac{1}{2}$	6
End of 4th month . . . . .	4.00	7.00	1.50	0.75	1.25	4 $\frac{1}{2}$	2 $\frac{1}{2}$	6

In most cases whey mixtures are unnecessary. In acute illness or when there is decided lowering of the protein digestive power they may be of great service. According to Grulee,<sup>1</sup> the albumin content of whey varies with the kind of rennet used.

<sup>1</sup> *Archives of Pediatrics*, June, 1904.



The more perfect the curdling of the casein, the more desirable is the whey for feeding infants.

The following table, from Rotch, gives the possibilities of such modification in the milk laboratory :

Fat.	Casein.	Lactal- bumin.	Sugar.	Fat.	Casein.	Lactal- bumin.	Sugar.
1.00	0.25	0.25	4-7	2.50	0.25	0.50	4-7
1.00	0.25	0.50	4-7	2.50	0.25	0.75	4-7
1.00	0.25	0.75	4-7	2.50	0.50	0.50	4-7
1.00	0.50	0.25	4-7	2.50	0.50	0.75	4-7
1.00	0.50	0.50	4-7	2.75	0.25	0.25	4-7
1.00	0.50	0.75	4-7	2.75	0.25	0.50	4-7
1.50	0.25	0.25	4-7	2.75	0.25	0.75	4-7
1.50	0.25	0.50	4-7	2.75	0.50	0.50	4-7
1.50	0.25	0.75	4-7	2.75	0.50	0.75	4-7
1.50	0.50	0.25	4-7	3.00	0.25	0.25	4-7
1.50	0.50	0.50	4-7	3.00	0.25	0.50	4-7
1.50	0.50	0.75	4-7	3.00	0.25	0.75	4-7
2.00	0.25	0.25	4-7	3.00	0.50	0.25	4-7
2.00	0.25	0.50	4-7	3.00	0.50	0.50	4-7
2.00	0.25	0.75	4-7	3.00	0.50	0.75	4-7
2.00	0.50	0.50	4-7	3.50	0.25	0.50	4-7
2.00	0.50	0.75	4-7	3.50	0.25	0.75	4-7
2.25	0.25	0.25	4-7	3.50	0.50	0.50	4-7
2.25	0.25	0.50	4-7	3.50	0.50	0.75	4-7
2.25	0.25	0.75	4-7	4.00	0.25	0.25	4-7
2.25	0.50	0.50	4-7	4.00	0.25	0.50	4-7
2.25	0.50	0.75	4-7	4.00	0.25	0.75	4-7
2.25	0.75	0.50	4-7	4.00	0.50	0.25	4-7
2.25	0.75	0.75	4-7	4.00	0.50	0.50	4-7
2.50	0.25	0.25	4-7	4.00	0.50	0.75	4-7

In order to obtain satisfactory results the subject of laboratory feeding must be thoroughly studied. The authors have adopted Holt's scheme of having weekly reports made on all artificially fed infants and on many others. These reports are supplied in blank form, in pads, to the mother, who fills out one each week and sends it to the physician. By this method part of the responsibility is placed on the mother, and the physician is kept informed as to the infant's condition and needless visits are thus obviated. The following<sup>1</sup> is a specimen of such form :

<sup>1</sup> From Holt, *Diseases of Infancy and Childhood*, p. 184.

*Report of* . . . . . *Born* . . . . .  
*Address* . . . . .  
*Weight* . . . . . *Gain or loss since last report* . . . . .  
*Stools, number* . . . . . *Color* . . . . .  
*Consistence* . . . . .  
*Vomiting or regurgitation* . . . . .  
*When* . . . . .  
*How much* . . . . .  
*Flatulence or colic* . . . . .  
*Appetite* . . . . . *Does the child seem satisfied?* . . . . .  
*Does the child leave any of its food?* . . . . .  
*Is the child comfortable and good-natured?* . . . . .  
*How much does the child sleep?* . . . . .  
*Remarks* . . . . .  
. . . . .  
*Date of this report* . . . . . *Date of last report* . . . . .



The percentage of fat, protein, and sugar required by an infant of any given age must be borne in mind if one is to use any method of percentage feeding. The following schedule will be found useful as an aid to the memory. The figures for intermediate ages are easily calculated :

*Schedule for Average Infants.*

Age.	Percentage.		Average quantity for one feeding.			Number of feedings 24 hours.	Interval by day.
	Fat.	Sugar.	Protein.	Ounces.	Grams.		
Premature infants	1.0	4.0	0.25	$\frac{1}{4}$ – $\frac{3}{4}$	10–20	12–20	1–1½ hours
1st–2d day . . . . .		5.0		1–1½	30–45	4–6	6–4 “
2d–8th day . . . . .	2.0	6.0	0.50	1½	45	10	2 “
3d week . . . . .	2.5	6.0	0.75	2	60	10	2 “
2d month . . . . .	3.0	6.0	1.00	3	90	9	2½ “
3d month . . . . .	3.0	6.5	1.25	3½	110	8	3 “
4th month . . . . .	3.5	7.0	1.50	4	125	7	3 “
5th month . . . . .	3.5	7.0	1.75	5	160	7	3 “
6th–10th month . . . . .	4.0	7.0	2.00	7	220	6	3 “
11th month . . . . .	4.0	5.0	2.50	8	250	5	4 “
12th month . . . . .	4.0	5.0	3.00	9	280	5	4 “
Later . . . . .	4.0	4.5	3.50	9	300	5	4 “

The quantity should be increased half an ounce or an ounce at a time. Later, as the child's appetite grows stronger,—that is, when he seems dissatisfied after his bottle,—the quality is raised. The fat may usually be increased 0.5 per cent. at a time; the sugar, 0.5 to 1 per cent. at a time; the proteins, from 0.1 to 0.25 per cent. at a time. Strong, healthy, large babies require more and richer milk than those of frailer constitution.

Ssnitkin, of St. Petersburg, has estimated the amount to be fed to a child according to the weight. He ascertained that a baby's stomach held about one-hundredth of its weight at birth, and that the increase amounted to about a gram a day. By taking one-hundredth of the initial weight at birth and adding a gram for each day the average amount required for each feeding is ascertained. This is a fair working rule, but practically the amount is easily determined by the methods already described.

What is known as nursery milk is also supplied. This is from a selected herd of cattle whose milk contains the fat in very small globules. This is said to be more easily digested, especially by weak infants.

**2. Top-milk Method.**—Many methods have been devised for obtaining the desired percentage from milk as it is used in the home. No plan is simpler or more practical than Holt's top-milk method. Similar plans have been devised by Chapin

and other writers. Whenever the intelligent coöperation of mother or nurse can be secured, Holt's method will be found to work admirably. The milk used must be pure, fresh, and more or less uniform in character. It is a good plan to see, and even to make a rough analysis of, the milk used. Occasional failure may be due to the fact that a very poor milk is being used. For this reason the authors advise that the milk for the infant be procured from a dairy that is known to supply good milk. Some dairymen furnish milk that has been examined and its quality certified to by a competent examiner; this is sold under the name of certified milk, and is, as a rule, quite reliable.

The top-milk method consists in using the mixture of cream and milk in the upper one-third or upper one-half of a jar of milk that has been allowed to stand for some time. Later, the whole milk may be used. This method works satisfactorily only when the milk is bottled soon after milking, before the cream has separated. For those who can not obtain such milk the necessary mixture of cream and milk may be made as indicated by the table (p. 223). The top layer of cream may be removed from the bottled milk with a spoon; the remainder, by means of a small dipper; for this purpose a Chapin milk-dipper, which may be obtained at any drug-store, will be found very useful. Another method is to use a siphon. The plan of pouring off the upper one-third is not nearly so reliable. After it has been removed, and before the required portion is taken out, the entire upper one-third or one-half, as the case may be, should be thoroughly mixed.

The following tables require no explanation. When desired, the percentage of lime-water may be increased, or it may be replaced by sodium bicarbonate, 1 grain or more per ounce, if the milk is to be boiled. If the quantity required exceeds 20 ounces, the smaller supplementary tables may be used, or the quantity may easily be calculated by adding an additional one-fourth to each item for 25 ounces, or one-half more for 30 ounces, etc.

The sugar may be measured by means of a pill-box holding exactly an ounce, or very conveniently by allowing two and one-half level tablespoonfuls of milk-sugar to the ounce. When cane-sugar is used, only one-half the quantity is required. Dry measure of sugar is just twice that of weighing. Thus, one ounce of sugar by weight would measure two ounces in a measuring-glass.

The following formulas have been taken from Holt:<sup>1</sup>

<sup>1</sup> *Diseases of Infancy and Childhood*, pp. 189, 191, 192.



## FIRST SERIES OF FORMULAS.—FAT TO PROTEIDS, 3 : 1.

*Primary Formula.*—Ten per cent. milk—fat, 10 per cent. ; sugar, 4.3 per cent. ; proteids, 3.3 per cent. Obtained—(1) as upper one-third of bottled milk or (2) equal parts of milk and 16 per cent. cream.

*Derived formulas*, giving quantities for 20-ounce mixtures :

		Fat per cent.	Sugar per cent.	Proteids per cent.
1.	{ Milk-sugar . 1 oz. Lime-water . 1 oz. Water, q.s. ad. 20 oz. }	with 2 oz. 10 p.c. milk . . 1.00	5.50	0.33
2.	" " " " 3 oz. " "	. . 1.50	5.50	0.50
3.	" " " " 4 oz. " "	. . 2.00	6.00	0.66
4.	" " " " 5 oz. " "	. . 2.50	6.00	0.83
5.	" " " " 6 oz. " "	. . 3.00	6.00	1.00
6.	" " " " 7 oz. " "	. . 3.50	6.50	1.16

*Table Giving in a Condensed Form the Quantities Usually Required for Obtaining the Different Fat-percentages.*

	A	B	C	D	E	F	G	H	I	J	K	L	M	N	O
To obtain fat, per cent.	0.50	1.0	1.5	2.0	2.0	2.5	2.5	2.75	3.0	3.0	3.0	3.25	3.5	3.7	4.0
For total food, ounces	0.20	20.0	20.0	20.0	25.0	25.0	28.0	28.00	30.0	33.0	36.0	36.00	37.0	38.0	40.0
Take 10 per cent. milk, ounces . .	0.10	2.0	2.0	4.0	5.0	6.0	7.0	8.00	9.0	10.0	11.0	12.00	13.0	14.0	16.0

Proteids: The percentage in each case will be one-third fat.

Sugar: 1 ounce in 20, or 1 tablespoonful in 8 ounces, gives 5.5 per cent. for the lower and 6.5 for the higher formulas.

Lime-water: 1 part to 20 of the food, the average required.

Water: Sufficient to be added to the foregoing ingredients to bring the total to the number of ounces specified; in part of this water the milk-sugar is dissolved. Barley-water or any other diluent may be added in the same manner.

## SECOND SERIES OF FORMULAS.—FAT TO PROTEIDS, 2 : 1.

*Primary Formula.*—Seven per cent. milk—fat, 7 per cent. ; sugar, 4.4 per cent. ; proteids, 3.5 per cent. Obtained—(1) as upper one-half of bottled milk, or (2) by using 3 parts of milk and 1 part of 16 per cent. cream.

*Derived formulas*, giving quantities for 20-ounce mixtures :

		Fat per cent.	Sugar per cent.	Proteids per cent.
1.	{ Milk-sugar . 1 oz. Lime-water . 1 oz. Water, q.s. ad. 20 oz. }	with 3 oz. 7 p.c. milk . . 1.00	5.50	0.50
2.	" " " " 4 oz. " "	. . 1.40	5.75	0.70
3.	" " " " 5 oz. " "	. . 1.75	6.00	0.87
4.	" " " " 6 oz. " "	. . 2.10	6.00	1.05
5.	" " " " 7 oz. " "	. . 2.50	6.50	1.25
6.	" " " " 8 oz. " "	. . 2.80	6.50	1.40
7.	" " " " 9 oz. " "	. . 3.15	7.00	1.55
8.	" " " " 10 oz. " "	. . 3.50	7.00	1.75
9.	{ Milk-sugar . $\frac{3}{4}$ oz. Lime-water . 1 oz. Water, q.s. ad. 20 oz. }	" 12 oz. " " . . 4.00	7.00	2.00

*Table Giving in a Condensed Form the Quantities Usually Required for Obtaining the Different Fat-percentages.*

	A	B	C	D	E	F	G	H	I	J	K	L	M
To obtain fat, per cent. . . . .	1.0	1.0	1.4	1.8	2.0	2.33	2.75	2.75	3.1	3.5	3.5	4.0	4.0
For total food, ounces . . . . .	20.0	30.0	30.0	33.0	33.0	35.00	35.00	40.00	40.0	40.0	44.0	44.0	48.0
Take 7 per cent. milk, ounces	3.0	4.0	6.0	8.0	10.0	12.00	14.00	16.00	18.0	20.0	22.0	25.0	28.0

To obtain the exact fat-percentage take one-third the number of ounces of top-milk in a 20-ounce mixture and add 0.15 to the result. In practice this slight error may be disregarded.

Proteids: The percentage in each case will equal one-half of the fat.

Sugar: 1 ounce in 20, or 1 even tablespoonful in 8 ounces, until the food becomes half milk; after that 1 ounce in 25, or 1 even tablespoonful to each 10 ounces of the food, will give the proper amount.

Lime-water: Usually in the proportion of 1 part to 20 of the total food.

Water or other diluent: Sufficient to be added to the foregoing ingredients to make the total number of ounces specified; in part of this the sugar is dissolved.

**THIRD SERIES OF FORMULAS—FAT TO PROTEIDS, 8 : 7.**

*Primary Formula.*—Plain milk—fat, 5 per cent. ; sugar, 4.5 per cent. ; proteids, 3.5 per cent.

*Derived formulas,* giving quantities for 20-ounce mixtures :

		Fat per cent.	Sugar per cent.	Proteids per cent.
1.	{ Milk-sugar . 1 oz. Lime-water . 1 oz. Water q.s. ad. 20 oz. }	with 5 oz. plain milk . . 1.00	6.00	0.87
2.	" " " " 6 oz. " "	. . 1.20	6.00	1.00
3.	" " " " 8 oz. " "	. . 1.60	6.50	1.40
4.	" " " " 10 oz. " "	. . 2.00	7.00	1.75
5.	{ Milk-sugar . ½ oz. Lime-water . ½ oz. Water, q.s. ad. 20 oz. }	" 12 oz. " "	. . 2.40	5.00
6.	" " " " 14 oz. " "	. . 2.80	5.50	2.50
7.	" " " " 16 oz. " "	. . 3.20	5.50	2.80

*Table Giving Quantities of 16 per cent. Milk Required for Obtaining Formulas with High Fat and Low Proteids.*

	A	B	C	D	E	F	G	H	I	J	K
To obtain fat, per cent. . . . .	1.6	1.6	2.0	2.5	3.0	3.0	3.0	3.5	3.5	4.0	4.0
For total food, ounces . . . . .	20.0	30.0	30.0	32.0	32.0	37.0	42.0	36.0	40.0	40.0	44.0
Take 16 per cent. milk, ounces . . . . .	2.0	3.0	4.0	5.0	6.0	7.0	8.0	8.0	9.0	10.0	11.0

Proteids in all cases will be one-fifth the fat.

Sugar: 1 even tablespoonful for each 8 ounces will give 5.5 per cent. for the lower formulas (A, B, C, etc.) and 6 per cent. for the higher formulas (G, H, I, etc.).

Lime-water: 1 ounce to 20 ounces of the food will give 5 per cent.

**3. Coit's Decimal Method.**<sup>1</sup>—This is based on decimal

<sup>1</sup> *Archives of Pediatrics*, 1898, p. 342.



and volumetric methods. The inventor claims that it is easily memorized, and does not require any but very simple calculation to work out what is needed to give the required formula. Three standard preparations are all that are required: (1) A decimal or 10 per cent. cream. (2) A saccharated skim-milk for introducing proteins not carried by the cream. (3) A standard sugar solution for introducing lactose not carried by the cream or skim-milk. Only the decimal cream and the sugar solution are required during the first few months. The 10 per cent. cream is best obtained by allowing a bottle of milk to stand for fifteen hours. The upper 6 ounces of each quart, when mixed with half its volume of sterile water, give the required strength. There are differences in this gravity cream, top-milk, and centrifugal cream, as shown by the following table, prepared by Coit:

*Percentage Composition of Decimal Cream.*

	Fat.	Protein.	Lactose.	Water and salts.
No. 1. Gravity . . . .	10.0	2.33	2.66	85.01
No. 2. Top-milk . . . .	10.0	3.75	4.50	81.75
No. 3. Centrifugal . . .	10.0	1.50	2.00	86.50

The following table shows the approximate percentages of protein and lactose carried by three decimal creams when they are used to introduce definite fat-values into milk mixtures:

*Formulas.*

- No. 1. Gravity cream, 180 c.c. (6 fl.oz.) + water, 90 c.c. (3 fl.oz.).
- No. 2. Top-milk, including gravity cream, 300 c.c. (10 fl.oz.).
- No. 3. Centrifugal cream, 20 per cent. fat + water, equal volumes.

		Per cent.	Also carries—	
			Per cent.	Per cent.
Decimal cream No. 1 . . . .	{ For introducing milk-fat, 4.0 . .	Protein, 1.0	Lactose, 1.0	
	{ " " " 3.5 . .	" 0.8	" 0.9	
	{ " " " 3.0 . .	" 0.7	" 0.8	
	{ " " " 2.5 . .	" 0.6	" 0.7	
	{ " " " 2.0 . .	" 0.5	" 0.5	
Decimal cream No. 2 . . . .	{ For introducing milk-fat, 4.0 . .	Protein, 1.5	Lactose, 1.8	
	{ " " " 3.5 . .	" 1.3	" 1.6	
	{ " " " 3.0 . .	" 1.1	" 1.4	
	{ " " " 2.5 . .	" 0.9	" 1.2	
	{ " " " 2.0 . .	" 0.7	" 0.9	
Decimal cream No. 3 . . . .	{ For introducing milk-fat, 4.0 . .	Protein, 0.60	Lactose, 0.8	
	{ " " " 3.5 . .	" 0.50	" 0.7	
	{ " " " 3.0 . .	" 0.45	" 0.6	
	{ " " " 2.5 . .	" 0.40	" 0.5	
	{ " " " 2.0 . .	" 0.30	" 0.4	

The standard saccharated skim-milk is made by adding 50 grams of milk-sugar to 1 liter of skim-milk, which is equivalent to adding 1 ounce to 20. The skim-milk has a formula of 4 per cent. protein and 5 per cent. sugar, or a ratio of 5 to 4. With the addition of the sugar the introduction of the protein is simple. A given amount of food multiplied by 0.25 would indicate one-quarter of its bulk, which, if skim-milk, would add to the mixture 1 per cent. of proteid. This same decimal multiplier would indicate the percentage of sugar thus introduced by a 10 per cent. solution. The following table will show the lactose carried by the saccharated skim-milk corresponding to definite protein values :

		Saccharated skim-milk.	
Amount of food in c.c. $\times$ 0.125 or $\frac{1}{8}$ =	Protein 0.5	Lactose 1.25	
Amount of food in c.c. $\times$ 0.250 or $\frac{1}{4}$ =	" 1.0	" 2.50	
Amount of food in c.c. $\times$ 0.375 or $\frac{3}{8}$ =	" 1.5	" 3.75	
Amount of food in c.c. $\times$ 0.500 or $\frac{1}{2}$ =	" 2.0	" 5.00	

The standard sugar solution is easily prepared by dissolving 100 grams of lactose in sufficient water to make measure 1 liter (or in proportion of 2 ounces by weight to 20 ounces of water). The only difficulty with the sugar is found in occasional impurities, such as free lactic acid, which should be guarded against because of its tendency to precipitate the casein of the milk.

For the calculation of formulas three points only are to be borne in mind, namely : The percentage formula desired ; the quantity of food required, and that the standards, except for protein, represent percentage values in ratio of 1 to 10. Given these constant factors, the problem of adjusting percentage composition becomes an easy one : The quantity of food required is reduced to cubic centimeters (ounces multiplied by 30), and this product is multiplied by the percentage tenth of the element to be introduced. The following table will serve to illustrate :

One feeding.		Milk-fat. Protein. Lactose.		
2 fl.oz. $\times$ 30 . . . . .	60.00 c.c.	Required percentage		
	<u>0.2</u>	formula . . . . .	2.0	0.5 6.0
Decimal cream . . . . .	12.00 c.c.	Decimal cream intro-		
	60.00 c.c.	ducing . . . . .	2.0	0.5 0.5
	<u>0.55</u>	Sugar solution . . . . .		5.5
	300	Introducing . . . . .		5.5
	<u>300</u>			
Standard sugar sol. . . . .	33.00 c.c.			
		<i>Working formula :</i>		
		Decimal cream . . . . .	12 c.c.	
		Standard sugar sol. . . . .	33 c.c.	
		Water . . . . .	<u>15 c.c.</u>	
		2 fl.oz. or . . . . .	60 c.c.	





	3d to 14th day.	2d to 6th week.	6th to 11th week.	11th week to 5th month.	5th to 9th month.		9th to 12th month.
Milk . . . . parts	1 $\frac{1}{2}$	1 $\frac{5}{8}$	2	4 $\frac{1}{2}$	6	Milk . . . . parts	9 $\frac{3}{4}$
Cream . . . . "	1 $\frac{3}{4}$	1 $\frac{5}{8}$	2	2	2	Cream . . . . "	1
Lime-water . . . . "	1	1	3 $\frac{3}{4}$	3 $\frac{3}{4}$	3 $\frac{3}{4}$	Barley-gruel . . . . "	5 $\frac{1}{4}$
Water . . . . "	12 $\frac{1}{2}$	11 $\frac{3}{4}$	11 $\frac{1}{4}$	8 $\frac{3}{4}$	7 $\frac{1}{4}$	Granulated sugar, parts . . . . .	1
Milk-sugar . . . . "	1	1	1	1	1 $\frac{1}{4}$		1

Having decided which formula is to be used, the panel containing that formula is the only one to be followed.

The quantity desired for twenty-four hours is next to be considered, and the apparatus filled—once, if 16 ounces or less are required for the twenty-four hours; twice, if from 16 to 32 ounces are required for the twenty-four hours; three times, if from 32 to 48 ounces are required for the twenty-four hours.

#### DIRECTIONS.

(The lines beneath the words indicate the points to which the various ingredients are to be filled in.)

1. *Milk-sugar*.—Introduce milk-sugar to the line so marked. Where good milk-sugar can not be obtained, granulated sugar, in just half the quantity, should be used. A small cross on the apparatus indicates this point. (See directions for Formula 6.)

2. *Water*.—Add boiled water (hot) to the water-mark, and stir until the sugar is dissolved. If any particles are seen floating in the solution, it should be filtered either through absorbent cotton or through two thicknesses of clean muslin.

3. *Lime-water*.—Ordinary lime-water, such as is obtained at drug-stores, should then be filled to the L-water mark.

4. *Cream*.—This should be the ordinary cream (16–20 per cent.) as obtained in bottled milk; it should be poured in to the cream mark. If the cream is purchased separately, ordinary cream, and not centrifugal cream, should be used.

5. *Milk*.—Ordinary good cows' milk should be used and the jar filled to the milk mark.

6. The entire mixture should next be stirred.

7. The whole should then be poured into separate bottles and sterilized if desired, or stoppered with cotton and immediately placed upon ice.

*Directions for Formula 6*.—1. *Sugar*.—In this formula granulated sugar should be used in place of milk-sugar, and the sugar introduced into the vessel to the line thus marked.

2. *Barley-gruel*.—In this formula barley-gruel should be used



instead of water, and the glass filled to the line thus marked. Barley-gruel should be prepared as follows: To 1 tablespoonful of pearl barley, after soaking for several hours, add 1 pint of water, a pinch of salt, and boil for five or six hours, adding water as necessary. Strain through muslin. Or the following method may be used: 1 rounded tablespoonful of Robinson's barley flour; rub up with cold water, and add to 1 pint of boiling water; cook for fifteen minutes, stir, and strain if lumpy.

3. *Cream.* 4. *Milk.*—Add the same as in other formulas.

5. *Stir.* 6. *Sterilize.*—Same as in other formulas.

5. **Maynard Ladd's Table.**<sup>1</sup>—Another method of modifying milk is according to Maynard Ladd's table. In this the quantities have been estimated. This method is useful in hospitals where there is a milk laboratory. In general practice it is of slight value, for it necessitates memorizing a lengthy table, or carrying it about, both of which methods are open to objection.

Prescriptions calling for a mixture of 20 ounces.			Cream in ounces.				Fat-free milk in ounces used with creams of—				Lime-water in ounces.	Boiler water in ounces.	Milk-sugar in measures.	
Fats.	Sugar.	Protein.	Lime-water, per cent.	10 per cent.	12 per cent.	16 per cent.	20 per cent.	10 per cent.	12 per cent.	16 per cent.				20 per cent.
0.50	5.00	2.00	5	1	$\frac{3}{4}$	$\frac{3}{4}$	$\frac{3}{4}$	9 $\frac{1}{2}$	9 $\frac{1}{2}$	9 $\frac{1}{2}$	9 $\frac{1}{2}$	1	8 $\frac{3}{4}$	1 $\frac{1}{2}$
0.75	6.00	1.00	5	1 $\frac{1}{2}$	1 $\frac{1}{4}$	1	$\frac{1}{4}$	3 $\frac{1}{2}$	3 $\frac{1}{2}$	4	4 $\frac{1}{4}$	1	14	2 $\frac{1}{4}$
1.00	5.00	0.75	5	2	1 $\frac{1}{2}$	1 $\frac{1}{4}$	1	2	2	2 $\frac{1}{2}$	3	1	15	2
1.50	4.00	0.50	5	( <sup>1</sup> )	2 $\frac{1}{2}$	2	$\frac{1}{2}$	( <sup>1</sup> )	( <sup>1</sup> )	1 $\frac{1}{2}$	1 $\frac{1}{2}$	1	16 $\frac{1}{2}$	1 $\frac{1}{2}$
2.00	5.00	0.75	5	4	3	2 $\frac{1}{2}$	$\frac{1}{2}$	0	1	1 $\frac{1}{2}$	2 $\frac{1}{2}$	1	15	2
2.00	5.50	1.00	5	4	3	2 $\frac{1}{2}$	$\frac{1}{2}$	1 $\frac{1}{2}$	1 $\frac{1}{2}$	2 $\frac{1}{4}$	3 $\frac{1}{4}$	1	13 $\frac{1}{2}$	2 $\frac{1}{2}$
2.50	6.00	1.00	5	5	4	3 $\frac{1}{2}$	$\frac{1}{2}$	0	1	2 $\frac{1}{4}$	2 $\frac{1}{4}$	1	14	2 $\frac{1}{2}$
3.00	6.00	0.50	5	( <sup>1</sup> )	( <sup>1</sup> )	3 $\frac{3}{4}$	3	( <sup>1</sup> )	( <sup>1</sup> )	0	$\frac{3}{4}$	1	15 $\frac{1}{4}$	1 $\frac{1}{4}$
3.00	6.00	0.75	5	( <sup>1</sup> )	5	3 $\frac{3}{4}$	3	( <sup>1</sup> )	0	1 $\frac{1}{4}$	2	1	14	2 $\frac{1}{4}$
3.00	6.00	1.00	5	( <sup>1</sup> )	4 $\frac{1}{2}$	3 $\frac{3}{4}$	2 $\frac{3}{4}$	( <sup>1</sup> )	1 $\frac{1}{4}$	1 $\frac{1}{4}$	2 $\frac{3}{4}$	1	13 $\frac{1}{2}$	2 $\frac{1}{4}$
3.50	6.50	1.00	5	( <sup>1</sup> )	5 $\frac{1}{2}$	4 $\frac{1}{2}$	3 $\frac{1}{2}$	( <sup>1</sup> )	0	1	2	1	13 $\frac{1}{2}$	2 $\frac{1}{4}$
3.50	6.50	1.50	5	7	5 $\frac{1}{2}$	4 $\frac{1}{2}$	3 $\frac{1}{2}$	1	2 $\frac{1}{2}$	3 $\frac{1}{2}$	4 $\frac{1}{2}$	1	11	2 $\frac{1}{2}$
3.00	7.00	1.00	5	( <sup>1</sup> )	4 $\frac{1}{2}$	3 $\frac{3}{4}$	2 $\frac{3}{4}$	( <sup>1</sup> )	1 $\frac{1}{2}$	2 $\frac{1}{2}$	1 $\frac{1}{2}$	1	13 $\frac{1}{2}$	2 $\frac{1}{4}$
3.00	7.00	1.50	5	6	4 $\frac{1}{2}$	3 $\frac{3}{4}$	2 $\frac{3}{4}$	2	3 $\frac{1}{2}$	4 $\frac{1}{2}$	5 $\frac{1}{2}$	1	11	2 $\frac{1}{2}$
3.00	7.00	2.00	5	6	4 $\frac{1}{2}$	3 $\frac{3}{4}$	2 $\frac{1}{2}$	4 $\frac{1}{2}$	5 $\frac{1}{2}$	6 $\frac{1}{2}$	7 $\frac{1}{2}$	1	8 $\frac{3}{4}$	2 $\frac{1}{4}$
4.00	7.00	1.00	5	( <sup>1</sup> )	( <sup>1</sup> )	5	3 $\frac{1}{2}$	( <sup>1</sup> )	( <sup>1</sup> )	3 $\frac{1}{2}$	1 $\frac{1}{2}$	1	13 $\frac{1}{2}$	2 $\frac{1}{4}$
4.00	7.00	1.50	5	8	6 $\frac{1}{4}$	5	3 $\frac{3}{4}$	0	1 $\frac{1}{2}$	3	4 $\frac{1}{2}$	1	11	2 $\frac{1}{4}$
4.00	7.00	2.00	5	8	6 $\frac{1}{4}$	5	3 $\frac{3}{4}$	2 $\frac{1}{2}$	4 $\frac{1}{2}$	5 $\frac{1}{2}$	6 $\frac{1}{2}$	1	8	2 $\frac{1}{4}$
4.00	7.00	2.50	5	8	6 $\frac{1}{4}$	5	3 $\frac{3}{4}$	5	6 $\frac{1}{2}$	8	9 $\frac{1}{2}$	1	6	2
4.00	7.00	3.00	5	8	6 $\frac{1}{4}$	5	3 $\frac{3}{4}$	7 $\frac{1}{2}$	9 $\frac{1}{2}$	10 $\frac{1}{2}$	11 $\frac{3}{4}$	1	3 $\frac{1}{2}$	2
4.00	6.00	3.00	5	8	6 $\frac{1}{4}$	5	3 $\frac{3}{4}$	7 $\frac{1}{2}$	9 $\frac{1}{2}$	10 $\frac{1}{2}$	11 $\frac{3}{4}$	1	3 $\frac{1}{2}$	1 $\frac{1}{4}$
4.00	5.00	3.00	5	8	6 $\frac{1}{4}$	5	3 $\frac{3}{4}$	7 $\frac{1}{2}$	9 $\frac{1}{2}$	10 $\frac{1}{2}$	11 $\frac{3}{4}$	1	3 $\frac{1}{2}$	1
4.00	5.00	3.50	5	8	6 $\frac{1}{4}$	5	3 $\frac{3}{4}$	10	11 $\frac{3}{4}$	13	14 $\frac{1}{2}$	1	1	$\frac{1}{2}$

<sup>1</sup> Taken from Rotch's *Pediatrics*.

(<sup>1</sup>) indicates that the combination is impossible with the percentage of cream given.

6. **Baner's Method.**—Many attempts have been made from time to time to compute a table of equations from which the quantities of milk, cream, etc., may be determined for any given mixture; the simplest of these is that of Baner:<sup>1</sup>

Quantity desired (in ounces)	= $Q$ .
Desired percentage of fat	= $F$ .
Desired percentage of sugar	= $S$ .
Desired percentage of protein	= $P$ .

To find in ounces—

Cream (16 per cent.)	= $\frac{Q}{12} \times (F - P)$ .
Milk	= $\frac{Q \times P}{4} - C$ .
Water	= $Q - (C + M)$ .
Dry milk-sugar	= $\frac{S - P \times Q}{100}$ .

*Example.*—Suppose it is desired to make 40 ounces of a 4 per cent. fat, 7 per cent. sugar, 2 per cent. protein mixture. By substituting the figures in the equations above we have—

Cream	= $\frac{40}{12} \times 2 = 6\frac{2}{3}$ ounces.
Milk	= $\frac{40 \times 2}{4} - 6\frac{2}{3} = 13\frac{1}{3}$ ounces.
Water	= $40 - 20 = 20$ ounces.
Sugar	= $\frac{5 \times 40}{100} = 2$ ounces.

*Louis Starr's Table of Ingredients, Hours, and Intervals of Feeding, and Total Quantity of Food for a Healthy Artificially Fed Infant from Birth to the End of the Seventh Month.*<sup>2</sup>

Age.	Cream.	Whey.	Milk.	Milk-sugar.	Salt.	Water.	Hours for feeding.	Intervals of feeding.	Total quantity.
During 1st wk.	f3ij	f3ij	..	gr.xx	..	f3ij	{ 5 A. M. to 11 P. M.; sometimes 1 A. M. and 3 A. M.	} 2 hours	f3xij
From 2d to 6th week.	f3ij	..	f3ss	gr.xx	a pinch	f3j	{ 5 A. M. to 11 P. M.	} 2 hours	f3xvij
From 6th wk. to end of 2d month.	f3ss	..	f3x	3ss	a pinch	f3x	{ 5 A. M. to 11 P. M.	} 2 hours	f3xxx
From 3d to 6th month.	f3ss	..	f3ij	3j	a pinch	f3lss	{ 5 A. M. to 10.30 P. M.	} 2½ hrs.	f3xxij
During 6th and 7th months.	f3ss	..	f3iliss	3j	a pinch	f3ij	{ 7 A. M. to 10 P. M.	} 3 hours	f3xxxvj

<sup>1</sup> *New York Med. Jour.*, March 12, 1898.

<sup>2</sup> From *Diseases of the Digestive Organs in Children*, p. 24.



7. **Louis Starr's Table** (see page 230).—This is a frequently used guide to milk-prescribing. It may be employed as a basis for modification by those who object to the percentage method. The latter method, however, once mastered, will be found more satisfactory for general purposes.

Throughout the eighth and ninth months five meals a day will be sufficient, each meal composed of:

Milk . . . . .	f $\frac{2}{3}$ vj
Cream . . . . .	f $\frac{1}{3}$ ss
Milk-sugar . . . . .	$\frac{3}{4}$ i
Water . . . . .	f $\frac{3}{4}$ iss

This allows 40 fluidounces of food a day.

8. **Chapin's Method**.—Chapin suggests the removal of the top-milk or cream from bottled milk by means of a small milk-dipper holding one ounce. He removes the cream as soon as the milk is delivered if the cream has separated. For young infants he removes 9 ounces from the top of a quart of milk (fat to protein, 3:1). For older infants he advises the removal of 16 ounces (fat to protein, 2:1). He dilutes this with wheat-, barley-, rice-, or oatmeal-water, using 1 or 2 tablespoonfuls of flour and a quart of water, and boiling for fifteen minutes. This is dextrinized if desired, strained, and salted, and sugar is added.

PROGRESSIVE INCREASE OF QUANTITY AND STRENGTH OF MIXTURES.<sup>1</sup>

16 ounces—one-eighth top-milk. Eight 2-oz. feedings, one every two hours.	{ 2 oz. of 9-oz. top-milk (after being removed from bottle and mixed). 14 oz. of diluent. 1 oz. of sugar.
21 ounces—one-seventh top-milk. Eight 2½-oz. feedings, one every two hours.	{ 3 oz. of 9-oz. top-milk (after being removed from bottle and mixed). 18 oz. of diluent. 1 oz. of sugar.
24 ounces—one-sixth top-milk. Eight 3-oz. feedings, one every two hours.	{ 4 oz. of 9-oz. top-milk (after being removed from bottle and mixed). 2 oz. diluent. 1 oz. of sugar.
30 ounces—one-fifth top-milk. Seven 4-oz. feedings, one every two and one-half to three hours.	{ 6 oz. of 9-oz. top-milk (after being removed from bottle and mixed). 24 oz. of diluent. 1½ oz. of sugar.
36 ounces—one-fourth top-milk. Six 6-oz. feedings, one every three hours.	{ 9 oz. of top-milk from one quart bottle. 27 oz. of diluent. 1½ oz. of sugar.

<sup>1</sup> Chapin, *Infant Feeding*.

42 ounces—one-third top-milk.	}	14 oz. of top-milk from one quart
Six 7-oz. feedings, one every three hours.		bottle.
		28 oz. of diluent.
		2 oz. of sugar.
40 ounces—one-half top-milk.	}	20 oz. of top-milk from one quart
Six 7-oz. or five 8-oz. feedings, one every three to three and one-half hours.		bottle.
		20 oz. of diluent.
		1 oz. of sugar.
48 ounces—two-thirds top-milk.	}	1 quart of milk.
Six 8-oz. or five 10-oz. feedings, one every three and one-half hours.		1 pint of diluent.

Chapin gives the composition of the mixtures in the following table ;

9-oz. top-milk.	Lowest extreme. 9-oz. top-milk from milk 3 per cent. fat.			Highest extreme. 9-oz. top-milk from milk 5 per cent. fat.		
	Fat per cent.	Protein per cent.	Sugar per cent.	Fat per cent.	Protein per cent.	Sugar per cent.
Diluted 8 times . . . . .	1.10	0.38	0.50	2.00	0.50	0.50
" 7 " . . . . .	1.30	0.43	0.57	2.30	0.57	0.57
" 6 " . . . . .	1.50	0.50	0.67	2.67	0.67	0.67
" 5 " . . . . .	1.80	0.60	0.80	3.20	0.80	0.80
" 4 " . . . . .	2.25	0.75	1.00	4.00	1.00	1.00
" 3 " . . . . .	3.00	1.00	1.33	5.60	1.33	1.33

It is impossible to give the exact composition of mixtures, as this will depend on the richness of the original milk ; but the range of composition will always fall within the following limits, without the solids of the diluent and the sugar.

16-oz. top-milk.	Lowest extreme. 16-oz. top-milk from milk 3 per cent. fat.			Highest extreme. 16-oz. top-milk from milk 5 per cent. fat.		
	Fat per cent.	Proteids per cent.	Sugar per cent.	Fat per cent.	Proteids per cent.	Sugar per cent.
Diluted 8 times . . . . .	0.7	0.38	0.50	1.12	0.50	0.50
" 7 " . . . . .	0.8	0.43	0.57	1.30	0.57	0.57
" 6 " . . . . .	0.9	0.50	0.67	1.50	0.67	0.67
" 5 " . . . . .	1.1	0.60	0.80	1.80	0.80	0.80
" 4 " . . . . .	1.4	0.75	1.00	2.25	1.00	1.00
" 3 " . . . . .	1.8	1.00	1.33	3.00	1.33	1.33
" 2 " . . . . .	2.7	1.50	2.00	4.50	2.00	2.00

**Malted Gruels.**—Malted gruels are advocated by some, especially in preparing milk for infants with weak digestion. They are prepared in the following manner : A tablespoonful of barley flour or of any other flour desired is boiled in a little more than a pint of water for fifteen minutes. As soon as it has cooled a teaspoonful of a good malt extract or a teaspoonful of diastase is added. This mixture is stirred thoroughly, and may then be used in the place of ordinary barley-water. Diastase preparations are made by most of the leading manufacturing chemists. Diastoid, made by the firm of Horlick, maltine,



and diastase are preparations of this class. The thick malt extracts are sometimes given to infants just before a feeding. Of these, several doses may be given daily for indigestion and constipation.

Chapin suggests that a home-made decoction of malt be used in making malted gruel. His directions are as follows: "A tablespoonful of malted barley-grains is put in a cup, and enough cold water added to cover it—usually two tablespoonfuls, as the malt quickly absorbs some of the water. This is prepared in the evening and placed in a refrigerator overnight. In the morning the water, looking like thin tea, is removed with a spoon or skimmed off, and is ready for use. About a tablespoonful of this solution can be secured and is very active in diastase. It is sufficient to dextrinize a pint of gruel in ten to fifteen minutes. This should be prepared fresh every day."

**Vegetable Broths.**—Edsall and Miller have experimented with a bean flour, in which the starch is predigested by means of a diastasic ferment. They have found it useful in digestive disturbances and malnutrition. Méry recommends the use of the following vegetable broth as a substitute for milk after gastroenteritis:

Potatoes . . . . .	60 grams.
Carrots . . . . .	45 "
Turnips . . . . .	15 "
Dried peas . . . . .	6 "
Dried beans . . . . .	6 "
Water . . . . .	1000 "

Boil in a covered earthen pot for four hours, strain and add water to make 1 litre, and 5 grams of salt.

**Buttermilk as an Infant Food.**—From time to time buttermilk has been advocated as an infant food. It is used most frequently in Holland, and has recently had many exponents, among the most prominent of which is Teixeira de Mattos, of Rotterdam.

The buttermilk is prepared by mixing a quart of the milk and a tablespoonful of rice, barley or any other flour desired. It should be heated gradually, stirring constantly until it has boiled up several times. Two or three tablespoonfuls of sugar are then added. About half an hour is required to prepare this mixture. When finished, it is of a yellowish color. It should be poured into bottles or jars, and if it becomes lumpy, it should be shaken thoroughly. This mixture is used for

infants of all ages and in about the usual quantities. It is very highly extolled by its advocates as a food for normal babies and also for those with digestive disturbances and marasmus.

If buttermilk feeding is commenced suddenly, vomiting and diarrhea may follow. If, however, its use is persisted in, the digestion soon returns to the normal. It is also said that an reversion to sweet milk will cause a similar disturbance in buttermilk-fed babies, and that the change should always be made gradually, by mixing buttermilk and sweet milk together before preparing the food. The authors have had no experience with this form of feeding.

**Ramogen.**—This is a sterile, modified milk conserve, manufactured according to the method and under the supervision of Professor Biedert. It has been highly recommended in Germany and has been introduced into the United States. It is sold in cans, and emulsions of it are made either with milk or water, according to the age and condition of the child. After summer diarrheas water emulsions are used as dilute, as 1:30. In premature or weakly infants dilutions of 1:20 are recommended to start with, using later stronger emulsions as a child's condition improves. Emulsions 1:13 and 1:9 are frequently used. In constipation 1:9-8-7-5 may be tried before adding milk to the mixture. Ramogen may also be mixed with barley gruel and with veal broth. In older children emulsions are made with Ramogen, milk and water. The composition of some of these emulsions is said to be as follows:

A.—RAMOGEN-WATER EMULSIONS.

	Ramogen.	Water.	Protein.	Fat.	Sugar.
I.	1	13	= 0.61	1.4	3
II.	1	9	= 0.95	2.10	4.50

B.—RAMOGEN-WATER-MILK EMULSIONS.

	Ramogen.	Water.	Milk.	Protein.	Fat.	Sugar.
I.	1	13	2 =	1	1.7	3.3
V.	1	13	6 =	1.5	2.10	3.5
XI.	1	13	12 =	1.9	2.80	3.7
XV.	1	13	16 =	2.5	2.90	4.1

Sigert uses more concentrated emulsions, and advises the addition of sugar. Ramogen, as sold, is said to contain in 100 parts: protein, 7.1; fat, 15.5; sugar, 35.5; salts, 1.4.

**Gärtner's Milk.**—This is a proprietary modified milk first prepared by Gärtner. It is made by centrifugalizing a mixture



of equal parts of cows' milk and of sterilized water. The mixture is put into a special machine and rotated so rapidly that it is separated mechanically into a creamy milk and a skim-milk. The cream thus drawn off contains about the same amount of fat and protein as in average mother's milk, and sugar is added to it to bring the percentage up to about 7 per cent. When fresh, it has been used with success in feeding both sick and healthy infants.

**Backhaus' Milk.**—This is a centrifugalized milk that has been subjected to the action of a mixture of rennet, trypsin, and sodium carbonate. It is modified with cream and sugar of milk, and sterilized. It is made in three different strengths, having, it is said, the following composition :

	I.	II.	III.
Fat . . . . .	3.1	3.2	3.3
Sugar . . . . .	6.0	5.4	4.8
Protein . . . . .	1.6	2.1	3.5
Ash . . . . .	0.4	0.4	0.7

The first mixture contains 1 per cent. of lactalbumin and 0.6 per cent. of casein. The others consist chiefly of casein with a small percentage of lactalbumin.

#### ARTIFICIAL FEEDING.

In the methods of feeding just described the addition of farinaceous gruels—*i. e.*, barley, oatmeal, arrow-root, rice, etc.—to some of the foods has been recommended by certain observers. That such addition to the infant's dietary during the first year is advisable is a question that has not been fully decided. When deemed necessary, it is probably best to begin the addition of a starchy gruel to the milk at about the eighth or ninth month in normal infants. In those infants who experience difficulty in digesting the proteins, as will be explained under the heading of the Feeding of Sick Infants, and for the purpose of preventing coagulation of the milk into large clots, the addition may be made earlier. It is well to begin by adding a half-ounce or an ounce for each feeding and, as the infant's starch-digesting power increases, to increase this amount proportionately.

**Beginning Bottle-feeding.**—In order to succeed it is necessary that this method be begun properly. The percentage used to begin with should always be well within the infant's digestive power, and raised as rapidly as possible to a milk

suited to the age of the infant. It is a good plan to start with a milk given in the schedule for a baby one-third the age of the one to be fed. Each day, or even at longer intervals if necessary, the milk may be made slightly stronger. If the milk is made too strong at first or the percentage raised too rapidly, indigestion, colic, and offensive stools will be the result. On the other hand, the opposite mistake, that of feeding an infant on a milk too weak, should also be avoided. When this mistake is made, the infant becomes pale, cries, and does not increase in weight. Severe hunger may result, and symptoms of inanition may follow.

**Technic of Modifying Milk at Home.**—To insure success in home modification a very careful technic must be followed by the mother or the nurse. In the absence of a nurse specially trained for the purpose it becomes necessary for the physician to give careful written and verbal instructions, and then to see personally that these are carried out. Knowledge on the part of the mother or nurse should not be assumed, for, as a rule, she does not possess it. There are many nurses, both graduate and otherwise, whose conceptions of infant feeding and milk preparation are practically useless. Like many medical students and recent graduates, they understand more about laparotomies than they do about milk. If this is borne in mind, many unpleasant experiences may be avoided.

The vessels and instruments used should be kept scrupulously clean, and be used solely for the purpose intended. After use, or, what is decidedly better, just previous to being used, they should be either boiled or scalded with boiling water, preferably the former.

The nursing-bottles should have rounded bottoms, so that there are no corners for holding dirt, and also that they can not be stood about the room. If only one or two bottles are used, they should be scalded after each feeding and filled either with boric acid or sodium bicarbonate solution, made by adding a teaspoonful of either drug to a pint of water. When the bottle is to be used again, the solution should be poured out and the bottle rinsed with plain sterile water.

The nipples should be of the ordinary short black-rubber variety. White nipples, which are said to contain lead, as well as all complicated nipples and tubes, should be avoided. These latter can not be kept clean, and are a source of infection in diarrhea. In some cities their sale is prohibited by law. After each feeding the nipple should be washed, turning it



inside out to do this thoroughly, and then placed in a glass of boric acid solution (3j : Oj). It is a good plan to have several nipples on hand and to boil them before using them for the first time, and then for five minutes every day. The hole or holes in the nipple should be just large enough to allow the milk to drop out somewhat rapidly. It should not flow out in a stream. If the holes are too small, they may be enlarged or new ones made by using a red hot darning-needle. Some nipples are made without holes, and these may be perforated in the same manner. When several holes are so made in a nipple, the milk may not drop very fast, but the food reaches the child rapidly enough, a fact that may easily be demonstrated if the nipple is grasped between the fingers and sucking movements imitated.

**Preparation.**—It is best to prepare the entire quantity for twenty-four hours at one time. If the weather is warm, the milk must be Pasteurized or sterilized immediately (see section on Milk). If neither can be done, then, unless the weather is cold and a clean milk can be obtained, but one feeding should be prepared at a time.

If the top-milk method is used, the milk should be received in bottles. In all cities there are reliable dairies that supply milk in bottles. Where this is not the case, the bottles should be furnished the milkman, and arrangements can generally be made by which the milk will be poured into them as soon as possible after milking. After the milk has stood for at least five hours, the first ounce of cream may be removed with a spoon and the remainder of the upper one-third or one-half, as the case may be, with a Chapin milk-dipper. Another method is to use a bent glass tube and siphon off the lower part of the milk from the bottom of the bottle, or the top-milk may be poured off with reasonable accuracy.

The physician should always write out the quantities to be used for preparing the milk. The milk- or cane-sugar is dissolved in hot water. Care should be taken to use a sugar that gives a clear solution without filtering. If the solution is not clear, however, it should be filtered through a wad of cotton placed in the bottom of a funnel or through a piece of druggist's filter-paper. This solution, together with the lime-water or sodium bicarbonate, should be poured into a pitcher. Into this the milk, or milk and cream, should be poured, and the remainder of the water added. The water should always be boiled. The mixture should then be stirred and poured into the nursing-

bottles. The bottles should then be stoppered with moderately tight plugs of non-absorbent cotton, to keep out bacteria. The bottles are then Pasteurized or sterilized and placed in a refrigerator.

At the feeding hour the bottle is taken out of the refrigerator, placed in a pitcher or tall vessel of hot water to warm it, the cotton plug removed, and a nipple substituted. The milk should be heated until it is lukewarm—about 98°–99° F. The nipple should never be placed in the mouth to test the heat, but the milk may be allowed to drop on the wrist, where it should feel warm, but not hot.

### FEEDING DURING THE SECOND YEAR.

During the second year of life as much care is required in feeding as during the first. The fear of the second summer would largely be overcome if the child were not allowed to eat food unsuited to its digestion. The fact that some children thrive on almost any kind of food is no excuse for permitting a child to have the same food as its elders, as is so often done. Most of the illness and many of the deaths of childhood are traceable to improper diet.

During the second year milk should form the basis of the diet. In cities or where the milk-supply is not above suspicion, it is best to Pasteurize the milk until the second summer has been passed, or even longer if circumstances warrant. As a rule, the milk requires but little modification, and after the eighteenth month, and often before, may generally be taken unmodified. As the child is now able to digest starchy food, milk-sugar may be omitted. In cases where the milk is not thoroughly digested, as is evidenced by curds in the stools, lime-water may be used, and may be added in quantities of from 5 to 10 per cent., or even more if necessary. If the milk is very rich, it should be diluted either with lime-water or usually with plain sterile water—three parts of milk to one of water. If the milk is poor, or if milk that is not rich does not agree with the child, it may be prepared as follows: Fill a glass three-quarters full of milk, add one or two tablespoonfuls of cream, and fill to the top with plain water. If this does not answer, add a tablespoonful of lime-water. During illness and often under other circumstances the alkaline carbonated waters will be found useful for diluting the milk. If



the milk is poor, another plan is to use the upper two-thirds of the milk.

Starchy food may be given in the form of gruel, either alone or, what is better, mixed with the milk. Barley-gruel or, if there is a tendency to constipation, oatmeal-gruel is added, one-fifth or one-fourth part of gruel being added to each feeding. The gruel should be freshly prepared and mixed immediately with the milk. A pinch of salt and a very small quantity of cane-sugar may be added to render it more palatable. It may then be Pasteurized like ordinary milk.

During the second year five meals at about four-hour intervals should be given. The bottle should be dispensed with, and the food be taken from a cup or spoon. If the bottle is not taken from the child early, it may be difficult to break it of the bottle habit. The following diet-lists for different ages will be found useful :

*Twelfth to Fifteenth Month.*—Milk ; barley, oatmeal, wheat-flour, farina, or arrow-root gruel ; barley or oatmeal jelly ; lightly boiled yolk of egg, given with stale bread-crumbs.

Beef, mutton, and chicken broth, chicken jelly, beef-juice.

Orange-juice or the juice of other ripe fruit, as of peaches.

First meal : On waking, the child should receive a cup of warm milk, modified as previously suggested. If the child is accustomed to waking very early, more milk may be given at about 7. A. M. ; otherwise this last may be regarded as the first meal.

Second meal, 10.30 A. M. : Eight ounces of warm milk and barley-gruel. Third meal, 2 P. M. : One of following—

(a) Eight ounces (a cupful) of beef broth.

(b) " " " " veal "

(c) " " " " mutton "

(d) " " " " chicken "

(e) Yolk of a lightly boiled egg with stale bread-crumbs.

Fourth meal, 5 P. M. : Eight ounces of milk and barley-gruel.

Fifth meal, 10 P. M. (if required) : Eight ounces of milk.

Orange-juice, one or two tablespoonfuls at a time may be given one hour before the 10.30 A. M. feeding. If there is a tendency to loose bowels, this should be omitted.

If the child's appetite is very good, a small piece of zwieback may be given with either the second or the fourth meal. This should not be soaked in the milk, but the child should be allowed to nibble at it dry.

*Fifteen to Eighteen Months.*—Same as above, together with zwieback, stale bread (oven-dried), whole eggs very soft boiled; strained oatmeal, barley, or wheat porridge; bread and milk, thin biscuit (crackers), junket, scraped raw beef or mutton in very small quantities.

*A Sample Diet for a Child of Fifteen to Eighteen Months.*—*Breakfast*, 7 A. M.—Either (a) two tablespoonfuls of a cereal jelly (oatmeal or other grain as desired), with salt and two tablespoonfuls of cream, and eight ounces of milk to drink; or (b) a bowl of bread and milk containing eight ounces of milk and a slice of stale bread.

*Second Meal*, 10.30 A. M.—Milk, with a cracker or thin slice of stale bread or a piece of zwieback.

*Third Meal*, 2 P. M.—One of the following: (a) Very soft-boiled egg with stale bread-crumbs. (b) Eight ounces of broth (beef, veal, mutton, or chicken) with stale bread-crumbs or a little barley added to it. (c) A tablespoonful of mashed baked potato with meat broth or gravy (one to two ounces), or with two tablespoonfuls of cream. Milk to drink. (d) Scraped raw beef or mutton, two or three tablespoonfuls on a "banquet wafer," with a cup of milk. A tablespoonful of junket may be added to any of these.

*Supper*, 5.30 or 6 P. M.—Eight ounces of milk with a piece of zwieback, a slice of stale bread, or a cracker or two.

*Fifth Meal*, 10 P. M. (*if needed*).—Cup of milk.

Fruit-juice may be given, as previously directed. Eggs should not be given oftener than twice a week, as children tire of them easily.

*Eighteen Months to Two and One-half Years.*—Milk is to be regarded as the chief article of diet. Many children have no desire for other foods until after the second or third year. These children will generally be found to thrive on milk alone or with slight additions to the diet. As the child's digestive power increases, the following articles may, however, be added one at a time.

**Fruit:** Juice of ripe fresh fruit, that of oranges and peaches being best. Ripe fresh grapes skinned and seeded. Baked apple—pulp only, the skin and seeds to be carefully removed. Stewed prunes, the skins to be removed by passing through a sieve.

**Meats:** Scraped raw beef or mutton; rare roast-beef or mutton pounded to a pulp. Chicken or turkey, the lean white meat minced to a pulp.



Vegetables: Mashed baked potato with cream or covered with gravy from roast meats. If the latter is very fat, the fat should be removed by skimming or by means of a piece of blotting-paper. Very well-cooked spinach, celery, and cauliflower tops.

Cereals: Well-boiled rice and other well-cooked cereals already mentioned.

Desserts: Boiled custard, milk and rice puddings, junket.

Four meals will generally suffice after the eighteenth month. The following dietary will serve as a suggestion:

If the child wakes early, a cup of warm milk (six ounces).

*Breakfast*, 7 A. M.—(a) Four tablespoonfuls of oatmeal porridge or other cereal with salt and two tablespoonfuls of cream; milk to drink. (b) Yolk of a lightly boiled egg with salt and bread broken into it; milk to drink.

*Second Meal*, 10.30 A. M.—Cup of milk with two soda biscuits (crackers), slice of bread, or a piece of zwieback.

*Dinner*, 2 P. M.—One of the following: (a) A bowl (eight ounces) of meat broth with rice, barley, or bread-crumbs added to it. Slice of stale bread; junket or rice and milk pudding. (b) Tablespoonful of white meat of chicken or of rare beef or mutton, either scraped or pounded to a pulp. Slice of stale bread thinly buttered, junket, rice or milk pudding, or a boiled custard. (c) Perfectly fresh boiled fish (the white meat) with a tablespoonful of mashed baked potato moistened with cream. Dessert as in preceding.

*Supper*, 5.30–6 P. M.—A bowl of bread and milk or a cup of milk and a slice of bread or a piece of zwieback. A cup of milk may be given at about 10 P. M. if necessary.

From two and one-half years up to the sixth year the diet of the child may gradually be increased. Milk should still, however, be taken in large quantities—about a quart daily—as well as some form of cereal for breakfast, with or without an egg, or fresh fruit if there is a tendency to constipation. Meat prepared as above should be given once a day, and preferably at the midday meal, together with potato and some green vegetable, as spinach, asparagus, or cauliflower tops. The evening meal should be light, and consist of bread and milk.

It is well to prepare two lists, which may be given to the nurse or mother as a guide. One list should contain the food allowed, and the other list those forbidden. It is not well to depend on verbal instructions, as they are easily forgotten or misconstrued.

*The Diet from Two and One-half to Six Years.*—Milk may be allowed with every meal (may be omitted from dinner if desired). The average child should take a quart a day, plain or, when plain milk is not thoroughly digested, modified as for twelve to fifteen months.

*Cream.*—Two to eight ounces a day mixed with the milk, taken as a beverage, with cereals, etc.

*Bread and biscuit* may be allowed with every meal—stale bread, dried bread. The so-called “pulled bread,” zwieback, and the various forms of biscuits or crackers.

*Cereals.*—Almost any kind of cereal for breakfast; oatmeal and wheaten grits are the best. Rice and hominy for dinner. Barley is useful in soups.

*Vegetables* may be allowed for dinner—potatoes in some form or a cereal with one green vegetable; spinach, cauliflower tops, and the like are the best.

*Eggs* are very good, but children are apt to tire of them easily. They should be given for breakfast, as a rule, but never day after day.

*Meat.*—Allowed once a day for dinner and in older children for breakfast occasionally. Boiled or broiled fish may be given for breakfast or dinner.

*Broths and soups* of simple composition may be eaten. Meat broths with cream and cereals are especially nutritious.

*Desserts.*—Once a day, with dinner. Plain custard, milk and rice pudding, bread and custard pudding, and junket are the best; ice-cream once a week. Fruit should be given once daily, and only ripe fresh fruit, in season, should be used. The best are oranges, baked apples, and stewed prunes. Ripe peaches, pears, grapes without skins or seeds, may also be given. Fresh juice of berries in small quantity, strawberries in perfect condition sparingly. Ripe cantaloupe and watermelon in moderate quantities may also be allowed. Great care should be used in choosing and giving fruit to children. It is a very important article of diet, but if stale, spoiled or unripe, is capable of doing much harm. Too much should not be given in hot weather. Lemonade is useful during very hot weather.

ACCORDING TO MEALS.—*Breakfast*—Every day, milk to drink. A well-cooked cereal, with salt and cream, but little or no sugar. Bread and butter.

In addition to the above, one of the following every day: Eggs lightly boiled, poached, and for older children scrambled or made into a plain omelette. Boiled or broiled fish. For



older children a very little finely chopped beef, mutton chop, or beefsteak. For younger children meat at breakfast is not, as a rule, necessary. Fruit may be given before or after breakfast, during the latter part of the morning, or at about noon. One variety daily, and if there is a special tendency to constipation, stewed prunes or baked apples may be allowed with the dinner, but not on the days on which they have been used earlier. Oranges, baked apples, stewed prunes, peaches, pears, grapes without seeds or skins; ripe apples (the softer varieties may be given; those known by dealers as "hard" apples are not suitable used raw).

*Dinner.*—Bread and butter as desired every day—not to be eaten to the exclusion of other foods, however.

*One soup* each day. Bouillon, beef, veal, mutton, chicken, or oyster broth, which may be thickened with barley or other cereals (either grain or flour). Milk and cream may be added where desirable.

*One meat daily*—roasted or broiled. Beefsteak, beef, lamb or mutton chop, rare roast beef or mutton, chicken, white meat of roast turkey.

*Two vegetables daily*—one green vegetable and one other dish, usually potato in some form, should be given. Potatoes, baked or mashed, cauliflower tops, asparagus-tips, stewed celery, spinach, hominy, plain macaroni, mashed peas, young string-beans, and almost any green vegetable in season.

*Dessert.*—Junket is the best, and may be given most frequently, but rice and milk pudding, plain custard, and plain tapioca pudding may also be used in small quantities. Ice-cream once a week. Fruit in some cases may be used.

*Supper.*—Very light simple suppers should be given every day. Milk, milk-toast, bread and butter, and, for older children, a little stewed fruit or baked apple, without too much sugar.

**ARTICLES FORBIDDEN** (after Holt).—The following articles should not be allowed children under four years of age, and with few exceptions they may be withheld with advantage up to the seventh year.

*Meats.*—Ham, sausage, pork in all forms, salted fish, corned beef, dried beef, goose, game, kidney, liver, bacon, meat-stews, and dressing from roasted meats.

*Vegetables.*—Fried vegetables of all varieties, cabbage, potatoes (except when boiled or roasted), raw or fried onions, raw celery, radishes, lettuce, cucumbers, tomatoes (raw or cooked), beets, egg-plant, and green corn.

*Bread and Cake.*—All hot bread and rolls ; buckwheat and all other griddle-cakes ; all sweet cakes, particularly those containing dried fruits and those heavily frosted.

*Desserts.*—All nuts, candies, pies, tarts, and pastry of every description ; also salads, jellies, syrups, and preserves.

*Drinks.*—Tea, coffee, wine, beer, and cider.

*Fruits.*—All dried, canned, and preserved fruits ; bananas ; all fruits out of season and stale fruits, particularly in summer.

The meals should be given at fixed hours, which practice should be strictly adhered to. Feeding between meals, even when consisting of the most trifling things, should be avoided. If the child can not go from one meal to another without discomfort, the intervals should be shortened. In certain cases it may be advisable to give a small cup of milk or broth and a cracker between the meals, at stated intervals, as in feeding younger children.

Candies, cake, and the like should be kept from young children. In well-regulated homes, if he once learns that he can not have them, the child will soon cease to demand sweets. The frequent indulgence in sweets of various kinds creates a desire for them to the exclusion of other food. This craving is analogous to that for alcohol in adults. Overindulgence in sweets causes indigestion, headache, and the like, ailments that may easily be prevented.

The child should be taught to eat slowly and to chew the food well. To this end, some older individual should always be present at meal-times to see that sufficient time be taken for the meal, and that the food be finely divided, as young children do not, as a rule, chew very well. The quantity given to a healthy child should depend on his appetite. In sick children this is not a reliable guide, and, where possible, fixed amounts may be given (see Feeding of Sick Children). The child should not be forced to eat, nor should he be given special articles to tempt the appetite. If the food offered is not taken, it is well to wait until the next meal, when it will generally be found that the appetite has returned. Loss of appetite is often merely an indication that the digestive organs require a slight rest.

During the heated portions of the year the child will require less solid and more liquid food. The same is true during sickness. Many of the gastro-intestinal disturbances attributed to teething are the result of improper feeding.



The following tables taken from Freeman<sup>1</sup> give the diet after one year of age :

*Diet of the Second Year.*

	6 A. M.	10 A. M.	1 P. M.	5 P. M.	9 P. M.
At 12 mos.	8-10 oz. milk.	8-10 oz. milk.	4 oz. gruel, 8 oz. milk, $\frac{1}{2}$ oz. orange-juice.	8-10 oz. milk.	8-10 oz. milk.
At 15 mos.	8 oz. milk, 6 oz. gruel.	8 oz. milk.	Soft-boiled egg, 8 oz. milk, $\frac{1}{2}$ oz. orange-juice.	8 oz. milk, 8 oz. gruel.	8 oz. milk.
At 18 mos.	8 oz. milk, 6 oz. gruel.	8 oz. milk.	4 oz. clear soup, Soft-boiled egg, 8 oz. milk, $\frac{1}{2}$ oz. orange-juice, Bread and butter.	8 oz. milk, 6 oz. gruel.	8 oz. milk.
At 21 mos.	8 oz. milk, 6 oz. gruel, Soft-boiled egg, Bread and butter.	8 oz. milk.	6 oz. clear soup, $\frac{1}{2}$ -1 oz. scraped beef, $\frac{1}{2}$ oz. orange-juice, Bread and butter.	8 oz. milk, 6 oz. gruel, Bread and butter.	8 oz. milk.

*Diet of the Third Year.*

6 A. M.	10 A. M.	1 P. M.	5.30 P. M.
Orange-juice, 10 oz. milk, 6 oz. gruel, Soft-boiled egg, Bread and butter.	8 oz. milk.	6 oz. soup, Meat, Bread and butter, Vegetables, Dessert.	10 oz. milk. 6 oz. gruel. Bread and butter.

*Diet after the Third Year.*

Breakfast.	Dinner, 12-1 P. M.	Supper, 6 P. M.
Fruit, Cereal, Milk, Bread and butter, 1 or 2 eggs.	Soup, Meat, Bread and butter, Vegetables, Dessert.	Cereal, Milk, Bread and butter.

DIET OF SCHOOL CHILDREN.

The period usually spoken of as "school days" is an extremely active one physically. The vast number of metabolic changes going on and the growth of the body demand a plentiful and a suitable diet. Both in and out of school and in seminaries careful attention should be given to food, fresh air,

<sup>1</sup> *Archives of Pediatrics*, June, 1904.

and exercise. In other words, the physical development should receive as much attention as the mental growth. In boarding-schools especially the diet should be the subject of careful study, the aim being to avoid monotony and to provide a sufficient and satisfying diet. In many schools the dietary is left to the discretion of the cook. In considering school dietaries several points are worthy of consideration.

Milk, being easily digested in most cases, is of great value, especially for children whose nutrition is below normal. It should be furnished as a beverage daily for breakfast and supper, and is advisable even with dinner. It may also be used in the preparation of puddings and soups. Cream is very valuable, and whenever possible should be supplied in sufficient quantities. A cup of warm milk with bread or crackers is helpful during the middle of the morning and as a substitute for tea in the afternoon. Delicate children and others may with advantage take a glass of warm milk a short time before going to bed. If the rising hour is some time before that set for breakfast, a cup of milk or of bread and milk should be given on rising.

Eggs may be used alone or in the preparation of various dishes. They may be used in almost any way except fried. Fried eggs are apt to be very indigestible. They are often prepared in this way in order to disguise the stale taste of an egg that has been in storage for some time.

Meat is a very important part of the diet, as it contains a larger quantity of protein, from which the tissues are built up, and in a more available form, than in any other form of food. Milk and eggs are also valuable sources of protein. Meat should be provided, therefore, in sufficient quantities, half pound a day being, perhaps, a good average allowance for a growing boy, the larger and more robust taking that quantity or more, the smaller and more delicate children taking somewhat less. Steak, chops, and roasts of beef, mutton, lamb, fowl, and bacon are the most suitable meats, although pork, together with meat stews, meat puddings, sausage, and hashes, may be allowed in smaller quantities. These last, while generally relished, are not so digestible nor such good sources of nutriment as those first named. With care and proper preparation many of their ill effects can be obviated. More meat is required in winter than in summer, and more in cold climates than in warm. Yeo states that too much meat may give rise to eczema.



Meat may be given twice a day, and eggs or fresh fish may be substituted for it about three times a week. When these do not satisfy the appetite, meat may be added. For this purpose cold sliced meat is useful.

Bread and butter should be given with each meal. Bread made from the whole-wheat flour may be used in the largest quantity, but it is well to supply various kinds of bread, to avoid monotony. "Brown bread" given continuously becomes very tiresome. Rye bread may be given occasionally, and bread made from mixtures of wheat and rye is very palatable. Rusk, biscuit, and crackers may also be supplied. Corn-bread, when properly made, may be given once a week or oftener, and griddle cakes of buckwheat, corn, or wheat flour two or three times a week. These last may be served with syrup or fruit-juices.

Cereal porridges of all kinds may be given for breakfast, oatmeal being probably the most desirable.

Vegetables of almost all varieties may be used. For dinner two varieties should be given, one green vegetable and potatoes. Salads made of the green vegetables, with the very simplest dressings, are useful additions to the diet.

Fruit should invariably be given once a day.

Sugar should be provided for in the dietary. Candies and many of the sweets given to children are harmful and cause indigestion and dyspepsia. If proper sweets were provided, there would be slighter tendency to indulge in the less desirable forms whenever opportunity afforded. With the meals, and when the appetite demands satisfying between meals, they may be given with or without a glass of milk. Regularity should, however, be observed, and they should not be given immediately before or after a meal. Fruit-syrups, sugar syrups, honey, preserved fruits, and jam may be eaten with bread. Caramels, chocolate, maple-sugar, and plain sugar taffies are the best of the other forms of sweets.

Simple desserts, such as custards, milk puddings with rice, tapioca, and the like, bread pudding, plain cakes, and properly prepared pastry may be used.

The beverages should be water and milk. Weak cocoa or chocolate may be given after the seventh year. Tea and coffee should not be given before the thirteenth year, and may be withheld advantageously still longer. Alcohol is not to be used except by a physician's direction.

Especial care should be taken to avoid a monotonous diet,

for there are many instances where the constant repetition of a certain form of food has created a dislike for it that has persisted throughout life or been overcome only with difficulty.

A second point to be remembered is that the food should be well prepared and attractively served. This has more to do with influencing the appetite of delicate, nervous children than is generally supposed, and can not be insisted upon too strongly.

Overeating should be avoided, and to this end an older person should always be present when practicable; in school, this should be insisted upon. On the other hand, a child should not, through caprice or habit, be allowed to eat too little. By exercising a little tact, most of the dislikes which are not deeply rooted, but which may become so if persisted in, may generally be overcome. These dislikes are often the result of imitation.

Sufficient time should be allowed not only for the meal, but for the performance of whatever small duties may be required of the child. A time should be set for one or two regular daily visits to the water-closet. Hurrying to school should be avoided. Reading and studying immediately before and after meals should be prohibited, as should bathing or any very active exercise. Some light form of recreation may, however, be indulged in. The hours for meals should be so arranged that the child may have freshly prepared meals, and not cold luncheons or warmed-over dinners. Lastly, nibbling and eating between meals, except under the conditions previously described, should be strictly prohibited. In spite of stringent rules, however, many infringements will occur.

It is by neglect of the diet, fresh air, and exercise that many cases of tuberculosis gain headway; anemia may result from such neglect, and a delicate, nervous child be the outcome of one that should, by right, be healthy.

**Diet List for a Boys' School.**—*Breakfast*, 7.30 A. M.—Half-hour allowed. Fruit. A cereal with cream. Bread and butter, eggs, boiled, poached, or as omelet. Fish occasionally. Corn bread once a week; griddle cakes once a week. Milk to drink.

*Dinner*, 1 P. M.—Three-quarters hour allowed. Soup; meat—roast-beef or mutton, steak, or chicken; fish once a week; potatoes and a green vegetable. Hominy or rice once a week. A simple dessert; fruit.

*Supper*, 7 P. M.—Half-hour allowed. Hash, cold meat, fish,



or omelet in small quantities. Bread and butter with syrup or preserved fruit or fruit-juice. Plain cake. Milk to drink.

#### OTHER FACTORS IN INFANT FEEDING.

**Feeding in Infant Asylums.**—The feeding of infants in overcrowded infant asylums, with their lack of fresh air and paucity of attendants, is a matter of great difficulty. Any attempt at scientific feeding under such circumstances will ultimately lead to failure, the method in these cases being held to blame. The primary cause of malnutrition and marasmus in institutions is the lack of fresh air and individual care, and until these are obtainable it is useless to attempt to accomplish anything by special feeding methods. In smaller institutions the use of the *Materna* graduate will be found satisfactory.

In the larger asylums it is well to have two or three general working formulas, such as fat 3 per cent., sugar 6 per cent., protein 1 per cent.; and fat 4 per cent., sugar 7 per cent., protein 2 per cent. These may be varied by adding more or less water to them to adapt them more closely to special needs. The younger infants may, when possible, receive special mixtures. For substitute feeding, condensed milk, barley- and egg-water will be found most useful.

The allowance of a few cents a day generally made for an infant's entire care is quite inadequate to accomplish any good.

**The Infant's Stools.**—A very fair conception of the infant's digestion can be obtained from an examination of the stools. This should be done in all cases, and is as important a part of the routine as the examination of the heart or lungs.

The size of the stool should be noted first, although this is not of very great importance, as it varies with the number of stools and the size and peculiarities of the child itself.

The number of stools is always to be considered, but is not nearly so important as the character of the stool. An infant may have one or two stools a day, or as many as four, five, or six, but so long as the character of the stool remains good, it may be regarded as perfectly normal. In diarrhea the course of the disease is better told by the quality of the stools than by the number, and this may to a certain extent be said to be true of constipation.

The consistence of the stool of nursing infants should normally be about that of butter, although slight variations either way are not to be regarded as distinctly abnormal. The stool should be smooth, and contain no curds or solid masses. In

constipation the stools are hard and dry, while in diarrhea they are soft or liquid.

Lumps are frequently seen in the stool. These are usually curds or masses of undigested fat. They may, however, be clumps of mucus.

Mucus is present normally in the stool, and its presence is easily demonstrated; it should, however, be so intimately mixed with the stool that it can not be seen with the naked eye. Any irritation of the intestinal wall causes a great increase in the amount of mucus in the stool. In diarrhea and in intestinal indigestion there may be large amounts, and in constipation considerable mucus may cover the hard masses of feces.

The reaction of infants' stools is usually acid or neutral, although sometimes it is alkaline. Either acid or alkaline stools may be altered in color. A return to a normal color is usually brought about in these cases by the administration of an alkali when the stools are acid, and *vice versa*. Alkaline stools, green in color, may be produced by giving alkalis in large doses for several days. The color of the stool often furnishes considerable information as to the condition of the infant. Normally the color is a light butter yellow, but the stools may vary somewhat in this respect, and be lighter or darker. In young breast-fed infants the stools may be a dark yellow, like the yolk of an egg. In artificially fed babies the stools are apt to be very light in color or even decidedly whitish. Rhubarb imparts a yellow color to the stool.

*White stools* are seen sometimes in artificially fed children that seem to be otherwise in normal condition. As a rule, however, white stools are either the result of the ingestion of excessive quantities of fat or indicate an absence of bile. In the former cases the stools are large, whitish, and have the characteristic odor of fatty acids, which resembles that of rancid butter. The stool may be dried and burnt with the same odor and the fat may be dissolved by ether. When bile is absent, the stools are white and have a very foul, almost cadaveric, odor.

*Red stools* may owe their color to the presence of fresh blood from the rectum or the lower part of the intestinal tract. When it comes from the upper parts, the blood is always black. The streaks of fresh blood frequently seen where hard stools are passed come from slight excoriations of the anus.

*Black stools* are caused by the presence of blood. In this



case the stools are black and tarry. The blood may come from the intestines or stomach, or from blood swallowed, especially that from hemorrhage from the posterior nares.

*Black or blackish-brown stools* may also be caused by the administration of bismuth, iron, or tannic acid. *Brown stools* are frequently seen as the result of bacterial and chemic changes in the intestine in the course of intestinal indigestion and intestinal infection. Raw beef-juice may give rise to foul-smelling brownish- or grayish-colored stools.

*Green stools* are due to a large number of causes. This may result from intestinal indigestion and infection due to improper food, usually either an excess of sugar or of fat, or to the presence of bacteria. Calomel causes green stools, and alkalis, if continued and not neutralized in the intestine, may produce the same effect.

**Symptoms of Dietetic Errors.**—Too much stress can not be laid upon the importance of investigating the source of disturbances due to dietetic errors. There is ample room for further clinical study of this subject.

**Too Low Protein.**—The stools are small and constipated, if the other food elements are low, as they are apt to be. The child does not gain weight so rapidly as a normal child, or it may remain stationary or even lose weight. It is anemic, and if the low protein is continued, the child becomes marantic.

**Too High Protein.**—The child is apt to have colic, vomiting any time, but usually half an hour or more after feeding. The stools contain undigested curds, and mucus, and may be yellowish green or otherwise discolored.

**Too Low Sugar.**—The gain in weight is apt to be slow, and the child may be constipated. These infants are usually thin.

**Too High Sugar.**—Vomiting an hour or two after meals, the vomited matter usually being sour. Acid eructations are common. Colic is frequent. The stools are generally grass green and very irritating, the buttocks often being excoriated.

**Too Low Fat.**—The child gains weight slowly, and is apt to be constipated unless an excess of sugar is given, as in condensed-milk feeding.

**Too High Fat.**—The child vomits an hour or two after feeding. Colic is common. The stools may be thin and green or greenish yellow, and contain small masses of undigested fat and considerable mucus. These small lumps are often mistaken for curds. They are more or less translucent, and when burnt give off the odor of fatty acids; they may be dissolved in ether.

Curds are not, however, dissolved in ether. Another type more common is the large, white, rather dry stools having the odor of rancid butter.

It must be remembered that the condition of the stools may be due to one or more of the food elements, and experience in these cases, as in most others, is the best teacher. It is only by practice and careful observation that the feeding of infants may be conducted properly. Another fact to be remembered is that the food need not be changed to meet every trifling alteration in the temper of the child or in the character of its stools.

### THE FEEDING OF SICK INFANTS.

**The Feeding of Difficult Cases.**—The feeding of certain infants often becomes a difficult matter, not so much on account of actual conditions of disease, as owing to personal idiosyncrasy. Others again are difficult to feed because of actual disease of the digestive organs or on account of the lowering of nutrition due to the existence of other diseases. These cases will be considered in proper order.

At the outset it must be remembered that the fault may not be due to the food itself, but to its preparation or the mode or time of administration, and to improper surroundings and care. To succeed in these difficult cases it is necessary to look diligently into the minutest details of the infant's life.

**Loss of Weight.**—Loss of weight in an infant should always be considered a very serious symptom. During an acute illness, such as pneumonia or diarrhea, this is to be expected. In chronic conditions the weight may fluctuate, going up and down, or remaining more or less stationary. If, however, in a period of a month or two there is no general tendency to gain, in spite of the fluctuation, this indication is a serious matter. Where an infant is losing weight without any special cause, this may be attributed to insufficient food. If the infant is nursing, the breast milk may be poor or insufficient, or both. If the babe is bottle-fed, the milk may not have been increased in strength in proportion to the child's growth.

It frequently happens that difficulty is experienced in obtaining a food suited to an infant's digestion. This end, however, once attained, the physician may increase the quantity, but not the quality, of the food, and the infant finally ceases to increase in weight, remains stationary, and then loses. Loss of weight may also be due to a food too rich in proteins or to one unsuited



to the infant's digestion. This latter cause usually, but not always, gives rise to other symptoms.

In all cases a careful study of the food is essential. Accurate charts of the quantity of food taken, the time, whether the child vomits and at what time, and the number and character of the stools, etc., are of great help. If the food is increased or decreased, as the case may be, to an average strength for a child of the size and weight of the one under consideration, and there is then no change in the child's condition, the food should be peptonized, either partially or completely, or mixed with an albuminized or malted food or with barley-water. The addition to the dietary of albumin-water or of small quantities of one of the predigested beef preparations (Panopepton, gtt. v-xxx; Liquid Beef Peptonoids, gtt. v-3j; or one of the other beef preparations in similar doses mixed with water) is indicated. Minute doses of nux vomica or strychnin, with or without an alkali as bicarbonate of soda, or of creasote (Liquid Beef Peptonoids with creasote, gtt. v-xx, of the Arlington Chemical Company, is an excellent form in which to give creasote) are often of value, especially where tuberculosis is suspected. Loss of weight may be caused by persistent vomiting (see Vomiting).

**Stationary Weight.**—This frequently follows when an infant is weaned or when one is fed artificially from the outset. Even if the child is receiving correct percentage of food it may not gain for several weeks. So long as the infant is well and the percentage and quantity given correspond to those directed for an infant of the same age and weight, no alarm need be felt, even if a month should elapse without showing increase in weight. However, once the regular gain in weight is established, it should not remain stationary, but should increase gradually from week to week. The average weekly gain during the first year of life is between four and eight ounces. The weight may occasionally, without any apparent assignable cause, be the same at one weekly weighing as it was at the preceding one. If this persists, a careful search for the cause must be made, and will often be found to be insufficient food.

**Colic.**—This is more apt to occur in breast-fed than in bottle-fed babies on the percentages usually recommended. It is especially likely to come on during the first three months. In breast-fed infants it is often a difficult matter to overcome. If on examination the proteins are found to be too high, an effort should be made to reduce them, and the intervals of nursing

may be lengthened. In bottle-fed infants colic is usually due to the fact that the percentage of protein is too high. The condition may also be caused by the food being given too cold, as well as by a host of causes that bear no relation to the food.

**Vomiting.**—*Immediately after Feeding.*—(a) From the food being given in too large quantities. Reduce quantity.

(b) From food being given too dilute, and so necessitating the taking of too large quantities. Reduce the quantity and increase the strength.

(c) From taking food too rapidly. Give more slowly—in breast-fed children, by regulating the flow by grasping the nipple between the fingers; in bottle-fed babies by using a nipple with a smaller hole.

*At any Time.*—Due to the abdominal binder being too tight, or to shaking or holding the infant with the head over the nurse's shoulder, patting on the back, etc. From too high proteins—this is more apt to be accompanied by other symptoms, as colic, curds in stools, etc.

*One or Two Hours after Feeding.*—The vomited material is usually sour and curdled, or it may be watery and contain mucus. This is due to the percentage of fat or sugar being too high. The fat, or both fat and sugar, should be decreased, and the food be given slowly and at longer intervals.

Vomiting also occurs in many diseased conditions. It is a frequent accompaniment of gastric and intestinal disorders, infection, and all acute diseases; it occurs in nervous diseases, such as meningitis, and in brain tumor, in peritonitis, and in intestinal obstruction, with coughing spells, as a habit, or reflexly from intestinal or pharyngeal irritation, or in toxic conditions, such as uremia. The treatment depends on removal of the cause where possible. When it occurs in ordinary acute diseases, however, much can be done in a general way to overcome vomiting. The food should be given in sufficiently small quantities at two-hour intervals, or in some cases a teaspoonful of food may be given every hour, or even every half-hour where larger quantities are not retained. If the case is acute, it may be necessary to secure a wet-nurse (see Inanition). Washing out the stomach and gavage are two very important means of treating persistent vomiting which should not be forgotten.

The physiologic loss that occurs during the first forty-eight hours of life should not be forgotten.



## GAVAGE.

Gavage, or feeding by means of a stomach-tube, is a method used in various diseases and conditions of infancy and childhood. In cases where the child is not able to take nourishment, or only in insufficient amount, and in cases of uncontrollable vomiting, this method may be resorted to. It is used in the feeding of premature infants, whether in an incubator or not, and in cases of small, weak, marantic infants who, owing to weakness or lack of appetite, do not take sufficient nourishment. It is also employed after surgical operations about the head or neck where swallowing is interfered with, and in acute diseases, such as pneumonia, in fevers, and in delirium or coma.

The results that follow this method of feeding are surprising, especially in cases where there is constant vomiting or where the stomach has a very small capacity. In the former case the vomiting may cease and the food be retained; in the latter, the capacity of a stomach that previously held only an ounce or two may rapidly be increased until an average-sized feeding is retained with ease.

The technic of the method is simple, and the procedure conducted without difficulty in children under two years of age; above that age it may be difficult, and a mouth-gag may be required; in some cases nasal feeding must be substituted. The apparatus employed is the same that is used for washing out the stomach, and since it is frequently desirable to wash out the stomach before introducing the meal, the same tubing may serve for both purposes. It consists of a soft-rubber catheter connected, by means of a piece of glass tubing, to a piece of rubber tubing to the other end of which a funnel is attached. The nurse holds the child on her lap, with the head held straight and not inclined in either direction. The catheter is moistened with warm water and held several inches from the end, so as to allow enough of it to pass into the esophagus with the first attempt at introduction. The mouth is opened, if necessary, and the catheter passed rapidly into the pharynx; there is usually a swallowing movement, and the tube is readily passed into the stomach. If the procedure is carried on too slowly, the tongue may interfere, or if the catheter is held too near the end, it may cause gagging. Before introducing the food it is well to wash out the stomach with normal salt solution. As soon as all the food has entered the stomach, the catheter is pinched and rapidly withdrawn. If it is withdrawn slowly, the food may

come up with the tube. If the catheter is left open as it is withdrawn, the dripping into the pharynx may cause vomiting. If the child is young, it is a good plan to keep the finger between the jaws for a few moments to prevent gagging. If the food comes up, the feeding must be repeated.

**Nasal Feeding.**—For this purpose a catheter in proportion to the size of the child should be used. The procedure is the same as that for adults. (See Forced Feeding.)

#### DIET IN DISEASES OF CHILDREN.

**Cyclic Vomiting.**—This is a difficult condition to combat. The attacks come on at more or less regular intervals, and are due to some derangement of metabolism; they have been said to be analogous to attacks of migraine. In this condition the ratio of the excretion of uric acid to urea is disturbed.

During the attack it is well to give the stomach absolute rest. Food and drink tend to aggravate the condition. In the early stage of the disease normal salt solution may be given four or five times a day by the rectum, the quantity varying from 3 to 8 ounces, according to circumstances. If the attack is prolonged, it is well to feed the child by the rectum; even in cases of ordinary severity it is desirable to give the food for a day or two by the rectum. When the vomiting discontinues, the stomach should have rest for some hours before feeding is resumed. If there is any doubt as to the advisability of giving food by the stomach, it is well to continue the nutrient enemata for a short time. When feeding by the mouth is resumed, the food should be given in small quantities at intervals of three or four hours. Milk to which lime-water has been added, peptonized milk, albumin-water, barley-water, and the like should constitute the diet for three or four days. After that a return to the ordinary diet may be made. In the interval the diet may be the same as that directed for migraine. Plenty of fresh air and out-of-door exercise are indicated. Holt advises that sugars and sweets be excluded from the dietary, and that the starches be limited. The diet should consist of meat, green vegetables, milk, and stale bread. What has been said regarding any special article of diet and its relation to migraine applies to these cases.

**Stomatitis.**—In stomatitis the feeding often becomes a matter of great importance. In the milder forms there is not



much difficulty in getting the child to take liquid nourishment, especially if it is given cold. In the severer forms, such as ulcerative stomatitis, the child may refuse all food. In these cases it should be offered food in the form of ice-cold milk, albumin-water, and the like. If all food is refused, or if insufficient quantities are taken, rectal feeding must be instituted. In some cases nasal feeding may be resorted to, but in many patients where this is indicated it can not be employed because of the inflammation extending into the nares. In all cases the diet should be similar to that used in scurvy. Fresh fruit-juices and vegetables are to be given. In the ulcerative cases chlorate of potassium or mineral acids are useful.

**Acute Gastric Indigestion—Acute Gastritis.**—As these diseases can not, as a rule, be distinguished from each other at the outset, and since the dietetic indications are along similar lines, they may, for convenience, be considered together.

The main indications are to empty the stomach and to give it rest. If possible, it should be cleansed by washing with a tube and an abundance of warm water; where this is not possible, warm water may be given to drink, and, if necessary, vomiting induced.

Food should be discontinued entirely for six hours, and during this interval small quantities of hot water may be given. At the end of this time, if the vomiting has ceased, small amounts—1 to 3 ounces—of albumin-water or of barley-water may be administered. Milk in any form should be withheld for twenty-four hours, when, if the baby is breast-fed, it may be nursed for a few minutes at three-hour intervals. If this is found to agree with the child, the time of nursing may be lengthened and the intervals between feedings shortened. If the baby is bottle-fed, it is well to withhold cows' milk, and to give albumin-water or rice-water in its stead; when the stomach has become tolerant, other articles may be added. At first broths, free from fat, and meat-juice may be tried, followed by malted milk. Only small quantities should be given at first, and at intervals of three or four hours. As improvement occurs the food may be given oftener and in increasing quantities. In the severe cases, where vomiting persists, prepared foods, such as Panopepton or Liquid Beef Peptonoids, diluted with water, may be retained. For the younger infants and for older infants if the stomach is at all irritable, it is well to peptonize the cows' milk when it is first given. For older infants a small amount of milk may be added to a large quantity of a

cereal water, such as barley-water. It may be well to boil the two together for a few minutes. The amount of milk may gradually be increased, an equal volume of lime-water being added to it at first. If the stomach is very irritable, small doses of hot water frequently repeated may be tried, or, what is usually of greater service, teaspoonful doses of equal parts of lime-water and cinnamon-water.

**Chronic Gastric Indigestion—Chronic Gastritis.**

—While different pathologic conditions are present in these diseases, the treatment is practically the same, and for this reason they may be considered together. In both diseases the food is apt to be retained in the stomach for a long time; it is also likely to be imperfectly digested, the large amount of mucus which is usually present in itself interfering with digestion. The stomach should be washed out once or several times a day with warm water or with a weak solution of sodium bicarbonate (1 dram to the pint). The food should be given at intervals of three, four, or even five hours, according to the age of the child. It should be suited to the infant's digestion, and what has been said about infant feeding in general and the feeding of difficult cases applies here. Patience and judgment are necessary to determine what is the best food for the infant and just how long it should be continued without a change. In this, as in so many other conditions, experience is the safest guide. The milk may be partially peptonized or a milk low in proteins may be given. A milk low in fats is often attended by good results. Occasionally the sugar may be reduced with advantage, or condensed milk or one of the proprietary foods may be tried. Barley-water and milk in varying proportions, but usually with a large amount of barley-water, may be digested. Barley-water and a weak, fat-free veal broth may be mixed together in equal quantities and used to advantage. In some cases whey mixed with barley- or rice-water may be tried, and if it is possible to give fat without causing vomiting, cream in small amounts may be added to the mixture.

General hygienic measures should carefully be observed.

**Dilatation of the Stomach.**—The methods of diagnosis and treatment of this condition are similar to those when the disease occurs in adults. The essentials of the treatment are stomach-washing, small meals at sufficiently long intervals, and tonics, such as strychnin and nux vomica. The character of the food should be about the same as that advised for chronic gastritis.



**Diarrhea in Infancy and Childhood.**—The acute diarrheas of infancy and childhood may be divided into two classes: In the first, the stools contain only such bacteria as are found in the normal intestinal tract. These are the so-called simple diarrheas, and are usually benign. Simple diarrhea is caused by the ingestion of articles of food which the child is incapable of digesting, or by coarse, absolutely indigestible substances, such as seeds, skins of fruit, and the like. The diarrhea may also be due to nervous influences, to drugs, or to extremes of temperature. In the second class are those diarrheas in which pathogenic bacteria are present in the intestinal tract; these are the so-called infectious diarrheas. The bacteria include the Shiga-Flexner dysentery bacillus, recently found in many cases, streptococci and other pus-forming micro-organisms. Infectious diarrhea is also known as "summer diarrhea"; when it becomes cholericiform, it is termed "cholera infantum." It is always a serious disease.

At the onset of any diarrhea occurring in an infant there is no method, short of a bacteriologic examination, of determining whether one has to deal with a simple or with an infectious diarrhea. It is well, therefore, to adopt dietetic measures suitable to either condition, and to make such changes from day to day as the condition of the child directs. Many infants are sacrificed every year because this simple rule is not carried into effect.

In addition to these varieties there are also severe conditions with marked bowel lesions which some writers separate clinically; the dietetic indications are, however, practically the same, and the entire subject may be considered under one head.

Infectious diarrhea is rare in babies that are fed exclusively on the breast. These children, moreover, when afflicted with the disease, are more amenable to treatment than are bottle-fed babies. Ninety-seven per cent. of the deaths due to diarrheal diseases occur in bottle-fed babies. In some of the more recent reports a much larger percentage of cases was found in breast-fed babies. The greater number of these children had been given unboiled water to drink. From this it would seem that the disease may be caused by infected water, and in warm weather, therefore, all water given to infants should be boiled.

When a breast-fed baby is seized with a diarrhea in winter, the disease is almost sure to be of a simple nature, and a dose of castor oil or of calomel, followed by a little bismuth and chalk, is usually all that is required for relief. The dietetic

management consists in shortening the length of time the child nurses and lengthening the interval between the feedings to six hours. In the meanwhile plain boiled water, or albumin-water, rice- or barley-water, or whey, may be given. Plain water is the best, perhaps, unless the child is very hungry. After one or two days of such treatment the ordinary regime may generally be resumed.

In summer, however, a diarrhea, especially if severe, should arouse suspicion, and for twenty-four hours, or until the child's condition warrants, milk should be withheld. The breasts should be pumped out carefully at regular intervals, to prevent distress or a possible cessation of the secretion. The child should be given plain boiled water, or some one of the articles previously mentioned, at frequent intervals and in small doses. If there is great thirst, one or two teaspoonfuls should be given every fifteen or thirty minutes. If fluid is well retained, several ounces may be given at a time at intervals of two or three hours. If the child is very feeble, it should be stimulated with whisky and strychnin, or small doses of some of the liquid beef preparations may be tried, such as Pano-pepton, Liquid Beef Peptonoids, tonic beef, and similar preparations, diluted and given cold. Small doses should be given, and if the food is diluted sufficiently, the laxative action they are supposed to exert will not be obtained. If by the second day vomiting has ceased and the child seems better, it may be put to the breast for a few minutes and the effect noted. If the milk is well borne, the child may be given the breast every six hours, shortening the interval from time to time until the child has returned to its regular schedule. It is well to make a gradual return, and if the milk aggravates the diarrhea or gives rise to other symptoms, it should again be discontinued. When the breast milk is of good quality, there is rarely any difficulty with these cases.

In bottle-fed babies every diarrhea, especially during warm weather, should be treated as serious, and certain precautions be taken. For the first twenty-four hours it is a good plan to withhold all food and give plain water, as previously suggested. Milk is absolutely contraindicated, and must not be given until recovery is complete. Under this plan, if the diarrhea is a simple one, recovery is rapid. The child's appetite and condition must govern the increase in diet. Albumin-water, rice- or barley-water, and whey are excellent foods to begin with. If these are well borne, malted milk may be given, followed, if



all goes well, by cows' milk. It is a good plan, if the child is old enough to digest it, to mix equal parts of barley-water and milk together and boil them for a few minutes. This is usually well borne, and may be the first step in the return to the customary diet.

In the infectious forms, so long as the disease is in its active stage, milk, since it furnishes an excellent culture-ground for the pathogenic bacteria, acts as a poison. In these severe cases no food should be given for twenty-four hours. Plain boiled water or very weak albumin-water may be prescribed in small doses at frequent intervals. Whisky in very dilute form and strychnin may be given as required. If the whisky is vomited and the child is very weak, ten drops of brandy may be administered in a teaspoonful or two of water. Sometimes teaspoonful doses of iced champagne will settle the stomach when nothing else can be retained. Washing out the stomach and giving it absolute rest will frequently check the vomiting. A common mistake is that of putting too many drugs and foods into an irritable, nauseated stomach. Absolute rest for several hours will frequently allay this irritability. In many cases equal parts of lime-water and cinnamon-water in teaspoonful doses is an effective method of relieving nausea.

If the diarrhea continues while the stomach is at rest, there is apt to be great thirst. This may in a measure be allayed by small bits of ice chipped off with a needle and placed in the child's mouth, or the mouth may be sponged out with water to which a little lemon-juice has been added.

If the amount of fluid abstracted from the body renders collapse probable, or if the child seems greatly weakened, the subcutaneous infusion of normal salt solution is indicated. This should, of course, be given under aseptic precautions. One or more ounces may be given at a time, eight ounces being the average amount for twenty-four hours. It is astonishing how rapidly this mixture is absorbed.

When the vomiting ceases and the child becomes more comfortable, food will usually be retained. Albumin-water, Panopepton and water, whey, rice-water, and barley-water are the most suitable foods. The cereal waters agree admirably with some children, but not with others. If the child does not take them plain, they may be sweetened.

The return to milk should be made very gradually. In the severe cases cows' milk should be withheld for a week, when, if the child's condition permits, it may be tried in one small

feeding. If it causes no trouble, it may gradually be added until the usual diet is resumed. The return is best made by allowing first the articles previously suggested. Then malted milk, or one of the dry foods that is to be mixed with water, may be given, followed by partially or wholly peptonized milk or the barley-water-and-milk mixture previously described. Plain well-skimmed meat-broths, such as veal broth, may be used. Care must be taken to remove all the fat, as this is a frequent source of trouble. The milk should not at first contain too great a percentage of fat. This bold starvation plan, as it is sometimes called, succeeds better than any other. Later, however, care must be taken that the periods of under-feeding be not too protracted, for while it is desirable to "starve out the diarrhea," the child must not be starved to death during the process. A day or two of absolute abstinence from food does no harm, as in the severe cases food is not retained, or, if retained, is not assimilated; on the other hand, a reduced diet, continued for weeks and months, as is not infrequently done, is apt to prove disastrous. It is a good plan to keep an accurate record of all the food taken while the child is on a restricted diet. The amounts taken during each twenty-four hours may be added together, and from these it may readily be seen whether or not the child is getting sufficient nourishment.

**Diarrhea in Older Children.**—When diarrhea occurs in older children, the early dietetic treatment is similar to that recommended for infants. As the child recovers a return to the ordinary diet may be made, meat, eggs, and broths of various kinds being given at first, followed by boiled milk and toast or dry bread. Vegetables and fruits should be given only after recovery is complete, and their effect should carefully be watched. Cereals may also cause a recurrence of the trouble, and should be most thoroughly cooked and given in small quantities at first.

**Ileocolitis.**—This term is used to include those bowel conditions in which there are serious lesions in the intestine. The disease usually follows a summer diarrhea. The dividing-line between the two is hard to draw, and it is very probable that ileocolitis is merely a severe form of infection with the Shiga-Flexner bacillus or other bacteria. The term dysentery is also frequently applied to this affection. Conditions resembling this disease may come on in the course of chronic disorders.

The feeding of these cases is a difficult problem. In general



the diet is similar to that given in diarrhea. As all nourishment is usually refused, however, when the disease is protracted, as it is apt to be, it is extremely difficult to sustain the child, and the skill and tact of both nurse and physician are tested to the utmost.

In the acute cases, when there is vomiting, it is a good plan to withhold all food for the first day or two. Water may be given in small quantities, and stimulants if necessary. Washing out the stomach frequently allays the vomiting. This is best done with a tube, but in older children it is apt to cause excitement and does more harm than good. With younger children the process is easily carried out. A glass of warm water will sometimes accomplish the same purpose. Often a cup of hot water sipped slowly will relieve the nausea. Equal parts of lime-water and cinnamon-water form a mixture that is very useful for irritable stomach.

When the stomach continues irritable, it is best to give some one of the liquid beef preparations, such as Panopepton or Liquid Peptonoids. These combine a certain amount of nourishment with alcohol and are stimulating foods. The authors have fed cases of acute membranous colitis for a week on such preparations when everything else was rejected. The dose must be regulated according to the preparation and the age of the child. It is generally best to give small doses, sufficiently diluted with water, every two or three hours; but if fluid can be given only in teaspoonful doses, it may be necessary to give a teaspoonful of the diluted beef every fifteen minutes or half-hour. Completely peptonized skim-milk may be tried, and albumin-water and Stokes' brandy-and-egg mixture are often given with good effect. In other cases barley- or rice-water is retained. Malted milk is often of great service, and the malted foods, which are ordinarily mixed with milk, may be given mixed with water instead. Kumiss may sometimes be retained when other foods are rejected. Animal broths free from fat are also useful. If vomiting is persistent, gavage should be resorted to. If any one of the foods mentioned seems to augment the number of stools, another should be substituted.

As the child improves, malted milk, one of the malted foods, or equal parts of milk and barley- or rice-gruel boiled together, may be given. Eskay's food is valuable in the convalescence from diarrheal diseases. Raw or very rare scraped meat may be given, but this is apt to cause very offensive

stools. Eggs cooked in various ways and later plain boiled milk may be given. Zwieback, crackers, and toast may be added cautiously to the dietary, and the return to the normal allowance be made gradually. Great care should always be exercised during and after convalescence, as dietary errors are apt to be followed by speedy and severe relapses. Fresh fruit, coarse vegetables, and all irritating and indigestible articles should be prohibited.

**Chronic Ileocolitis.**—The dietary of a child with this disease is not easily constructed. The foods directed for acute cases are all useful, and a dietary can be formulated from them. The effect of any food on the stools should be watched, but observations should not be made in the presence of the patient, as children of four years or more may become very morbid from watching frequent examinations of their stools.

The predigested foods, such as the beef preparations, peptonized milk, and the like, are among the most valuable articles of diet in these cases, but barley- or rice-gruel, with or without milk, and eggs may also be used. Malted milk and the malted foods are of service at times. Alcohol, in the form of whisky, brandy, port or sherry, and in whatever shape it is most palatable, may be given.

Inunctions with cocoanut oil or cocoa-butter are useful in promoting nutrition. A change of air is often followed by excellent results.

**Chronic Intestinal Indigestion.**—Under this head may be included the ordinary form of chronic intestinal indigestion, as well as such special forms as starch indigestion and the so-called mucous disease.

Where the coöperation of the mother or nurse can be secured, the results of treatment are very satisfactory. If the diet can not be controlled absolutely, it is difficult or impossible to accomplish much in these cases.

Chronic intestinal indigestion occurs at all ages. In young infants it is frequently due to improper feeding, and disappears when the child is put upon a proper diet. It may be seen in both breast-fed and bottle-fed babies. In breast-fed infants it is frequently caused by an over-rich milk, in which case a simpler diet for the mother with exercise out of doors will be all that is required. (See Management of Nursing Mothers.) In other instances, where the mother has been taking various articles in order to increase the flow of milk, a return to a proper régime brings relief. In still other cases the child is



nursed too often or too long. The disease may come on as the result of allowing the child to sleep all night at its mother's breast, with the consequent frequent and irregular night feedings. In another troublesome class of cases no cause can be made out. In these, if the condition persists and the child's general health is affected, weaning should be considered; when, however, the child continues to thrive and the condition can not be relieved, nursing may be allowed to continue; frequently these cases recover in a short time.

When the disease occurs in bottle-fed babies, the child has usually been given, for a considerable period, a food too high in one or more of the food elements. (This subject has been discussed under Infant Feeding, to which section the reader is referred.) Another frequent cause in bottle-fed babies is the use of a proprietary food unsuited to the age or condition of the child, or the use of improper articles of diet, especially starches and sugars.

Sugar and starchy food in excessive quantities is a factor in the causation of this disease that is often overlooked. Careful questioning frequently brings out the fact that sweets of various kinds have been given to the infant by indulgent parents or friends. Periodic attacks of vomiting and pain or of malaise and discomfort, analogous to the bilious attacks of older individuals, may usually be relieved by reducing the carbohydrates to a minimum. These attacks are occasionally so severe and misleading as to give rise to the diagnosis of malaria, tuberculosis, typhoid fever, and many other diseases, even by competent physicians. In almost every instance a complete cure can be quickly brought about by dietetic means alone.

Between one year and eighteen months it is common for mothers to desire to increase the diet of their children. Milk should always form the basis of the diet, and if other articles disagree, a diet of milk and broths exclusively may bring about a state of perfect comfort.

*In Older Children.*—The management of these cases is, as a rule, quite satisfactory. They require individual study, however, for in one case the fat may be the cause of the trouble, in another it may be the curd in the milk, and in still another the carbohydrates may be the disturbing element. The diet should aim to give the intestine as little work to do as possible. To this end, the carbohydrates should be discontinued altogether at first; and when they are begun again, it should be cautiously, and the effect should be carefully watched. The fats should be

greatly reduced or even omitted altogether. Protein should be given in as digestible a form as possible, and peptonized if it cause indigestion.

In severe cases the child may be fed upon peptonized skim-milk. This may be completely or partially peptonized, as circumstances demand. It should be given in moderate quantities every two hours. Kumiss may be used to vary the diet, and buttermilk, if the child will take it, forms an agreeable change. Albumin-water and liquid predigested beef preparations may also be used. Chicken or veal broth from which the fat has been removed may likewise be given.

Rare or raw meat is usually well borne. It should be scraped fine and given immediately after preparing it. If desired, it may be rolled into small balls. Of this, two or three tablespoonfuls are an average daily allowance. Beef is to be preferred, but mutton may be permitted. Dish gravy from which the fat has been skimmed may be given, and may be served in a green glass if the color of the fluid excites disgust.

After a week or two, if improvement has begun, a malted food may be added to the milk. Eskay's Food is of particular value in these intestinal cases, and is occasionally well borne when even peptonized milk is not. The food should be given at regular-timed intervals; and if one meal is not well borne, nothing should be given until the next regular feeding-time. Absolutely no food should be given between meals. Water may be allowed as desired, but should be given between meals, so as not to interfere with digestion. Four meals a day, or even but three, should be all that is permitted.

As improvement sets in the diet-list may be extended to include junket and simple dishes prepared with milk or eggs or both together. Then a little zwieback, toast, or thin crackers may be allowed. Of the meats, chicken, beef, and mutton are the most preferable. The white meat of boiled or roast fish may be allowed, without any rich sauces, however, and oysters may be given in season. The dietary must not be increased too rapidly, and it is well to allow a month to go by before making any decided changes.

Cereals may be added in the form of a little very thoroughly cooked rice or barley in the broth. Later, green vegetables, of which the best are spinach, cauliflower tops, asparagus-tips, or thoroughly stewed celery, may be given.

If improvement goes on, well-cooked cereals, such as rice



and grits, may be given at breakfast. They should be thoroughly cooked and strained if necessary. Oatmeal should not be given until the digestion has become normal. Well-cooked macaroni makes a pleasant change, and fresh-fruit juices may be given, preferably an hour before meals. Of the latter, orange-juice is best, but in season the juice of fully ripened peaches or grapes, without skins or seeds, may be given.

As improvement progresses, cream and butter may be added. A very small portion of well-baked, mealy potato may be given, with the addition of cream. Potatoes should never be given early in the treatment, and, when this food is added the effect should carefully be watched.

The dieting must be continued for a year or more, and for several years later the diet must be carefully supervised. This must be insisted upon, and is usually not a difficult matter after improper feeding has brought on a relapse. Although every care should be taken to avoid relapses, when they occur they form the most powerful incentive for vigilance on the part of the nurse or mother.

Directions as to quantities and preparation of food and the hours of feeding should be written out, and a careful record kept of what the child takes, and the quantity, as well as the number and character of the stools. By this plan it is frequently easy to detect idiosyncrasies, and to learn what agrees and what disagrees with the particular patient in charge.

A point of no small importance is the avoidance of starvation. Unless a physician thoroughly understands the feeding of infants he may starve a child and render it weak, anemic, and unable to withstand the effects of the disease. Cases that have been set down as intractable catarrh of the intestine are often merely the results of starvation or due to an unsuitable milk mixture. In such cases, with return to a rational diet recovery promptly follows.

**Constipation.**—Chronic constipation is the cause of more worry and distress than almost any other condition. In order to relieve it, the diet must be regulated carefully and correct habits be formed. The formation of correct habits is of as much importance as the diet in the prevention and correction of this condition. Infants as young as three months of age may be taught to have a stool regularly by placing them upon a small chamber at a stated hour. In older children a fixed time should be set for the daily visit to the closet. The best time for this is just after a meal, preferably breakfast, as at

this time there is a wave of peristalsis of which advantage may be taken.

Constipation is quite common in breast-fed infants, and is usually due to the child's getting a minimum amount of food or a milk that is low in fat and generally high in protein. The quality of the mother's milk should be improved if possible, following the directions previously laid down. Between the nursings the infant should be given water. If this is not sufficient and the mother's milk is found deficient in fat, 1 or 2 teaspoonfuls of cream may be added to each nursing, or cod-liver or olive oil may be given in half to teaspoonful doses. An efficient change in the diet consists in giving 1 or 2 teaspoonfuls of thoroughly cooked oatmeal. This should be of about the consistence of cream, well sweetened with sugar, and strained if necessary. This may be given once, twice, or oftener a day, as the case requires, and is best given with a nursing. Orange-juice well sweetened may be prescribed in doses of a teaspoonful to a tablespoonful, given an hour or so before a nursing. Stewed prune-juice may be used in the same manner, and in season any fruit-juice from perfectly fresh ripe fruit may be utilized. The very acid fruits should not be allowed. A teaspoonful of a malted food prepared with barley may be given, and small amounts of the thick sweet malt extracts may be used with advantage. Mellin's Food may be used to sweeten the food in place of sugar. Care should be taken not to disturb the infant's digestion by the too frequent use of any of the articles just mentioned, or by the use of too large quantities; only one article should be tried at a time. If these means fail, drugs or suppositories must temporarily be resorted to. It should be borne in mind that the constant use of drugs may defeat any efforts along dietetic lines.

In bottle-fed babies, if the milk is modified properly, constipation will usually be overcome. If relief is not obtained by this means, measures similar to those directed for breast-fed babes must be taken. A small quantity of barley- or oatmeal-water may be mixed with the milk or a malted food added to it. Louis Starr gives the following diet-list for constipation in a child from eighteen months to two and one-half years of age:

*First Meal, 7 A. M.*—A breakfastcupful (f̄viiij) of new milk, with an additional tablespoonful (f̄̄ss) of cream; 2 to 4 tablespoonfuls of thoroughly cooked oatmeal or cracked-wheat porridge, with cream and salt; 2 slices of whole-wheat or



bran bread, buttered; the juice of a ripe orange, or half of a moderate-sized ripe apple scraped with a spoon, or a small ripe pear, scraped, or a peach.

*Second Meal, 11 A. M.*—A teacupful (f3vj) of milk, with an additional tablespoonful (f3ss) of cream; a slice of bran bread.

*Third Meal, 2 P. M.*—A breakfastcupful (f3viiij) of mutton or chicken broth, or 1 or 2 tablespoonfuls of underdone roast mutton, beef, or chicken minced fine and pounded to a paste; purée of spinach; mashed cauliflower tops; asparagus-tips; stewed celery; whole-wheat or bran bread, buttered; junket and cream; rice-and-milk pudding with stewed prune-juice; baked apple with cream.

*Fourth Meal, 6.30 P. M.*—Milk, 1 or 2 breakfastcupfuls (f3viiij-xvj), with additional cream; whole-wheat or bran bread, buttered; stewed fruit.

*For drink:* pure water only. No condiment but salt.

In older children, fed according to the rules already laid down, constipation is not so frequent, but when the diet is neglected and the child allowed to do as it pleases, it is a very common complaint. A glass of water, either hot or cold, should be given an hour before breakfast. Cream, as well as water, should be added to the milk. Barley- or oatmeal-water may at times be added to the milk with benefit. Meat broths are laxative in their effects when added to this diet. Under eighteen months fruit-juices, or after that time perfectly ripe sound fruit, especially when taken an hour before a meal, is very serviceable. Figs and prunes stewed together are helpful, as are oatmeal and bread made from unbolted flour. In much older children the management is similar to that recommended for adults.

Holt manages an average case of chronic constipation in a child of four years of age as follows: "Massage for eight minutes, morning and night; the juice of half an orange and a glass of Vichy immediately upon rising; a breakfast of oatmeal, with one ounce of cream, dried bread with butter, an egg, half glass of milk with cream and water added; a dinner of soup, one starchy vegetable—*i. e.*, potato with cream—and one green vegetable, beefsteak, baked apple or prunes, dried bread and butter, and water to drink; for supper, cream toast, egg, dried bread and butter or Graham crackers, half glass of milk with cream and water added; a suppository containing nuxvomica and hyoscyamus at bedtime."

**Inanition.**—Inanition is a term loosely applied to various conditions ; it should, however, be restricted to those cases of acute starvation coming on in very early life. It is characterized by a loss of weight, and usually by fever as well, and the condition is not infrequently mistaken for some other disease. It follows abstinence from food, such as occurs in those cases where infants are abandoned on door-steps, or are grossly neglected and starved. Other causes are nursing at a dry or nearly dry breast, in which case the child seizes the nipple eagerly and after several vigorous attempts at sucking drops the nipple, cries, and seems to be uncomfortable. Gross errors in feeding, as where a child is given a food absolutely unsuited to its needs, may also bring about this condition. It may occur in infants with enfeebled digestion—either those congenitally debilitated or those rendered so by disease. Sudden changes in food may also occasionally cause it.

In the management of these cases, which is apt to be difficult, the same general routine should be followed as is suggested for marantic babies. If possible, a wet-nurse should be secured. Holt advises that the breast-milk be diluted with an equal volume of water or of lime-water. He also suggests that if there is diarrhea, the milk be pumped from the breasts and the cream removed. The proportion of fat may gradually be increased. When a wet-nurse can not be secured, the child should first be given very dilute mixtures, as suggested in the tables on pp. 218 and 221, or a milk so modified as to be indicated for a child much younger than the one in hand. These milk mixtures should be partially or completely peptonized. The authors have used weak milk mixtures to which Peptogenic Milk Powder has been added, with benefit. These may be given by means of a bottle, or if the child will not suck, by means of a medicine-dropper or spoon, or by gavage if necessary. In all cases in which a child refuses to take food a stomach-tube should be passed in order to ascertain if the esophagus is patent or not, and the fauces should also be examined carefully both by sight and by touch.

If the peptonized milk is not well borne, predigested beef preparations, diluted condensed milk, malted or farinaceous foods, albumin-water, barley-water, in fact, any form of food that can be given, may be tried. Those just mentioned are, however, the most apt to prove useful. Water, if needed, may be given by subcutaneous injection or by the rectum, a normal salt solution being best for this purpose.



Children very small at birth are best treated in the same manner as premature babies. Inanition in older infants may often be combated by allowing food that would not be permitted under ordinary conditions. Solid food suited for a child twice the age of the one under treatment sometimes succeeds when everything else has failed.

**Marasmus.**—Marasmus, known also under the names of "wasting disease of children," athrepsia, and simple atrophy, is best described as a condition of pernicious atrophy. The term inanition should be used only for those cases of acute starvation, with their characteristic symptoms and causes, occurring in infants.

Atrophy in infants may be divided into two classes: The primary cases, where the cause is unknown, and the secondary cases, or those that follow definite pathologic conditions. The dividing-line can not at present definitely be drawn. All cases occurring in the course of the easily recognized diseases may at once be placed in the group of secondary cases—those following tuberculosis, for example. Most cases seen clinically occur in infants who have not had proper food and care. Some authors would place these in the list of secondary cases, and consider them from another standpoint, regarding the process of nutrition as twofold—digestion as the first step, and assimilation as the second. Under the head of primary atrophy these authors would place only those cases in which the second factor was at fault; or, in other words, those cases receiving proper care and a physiologically correct diet. This division is, for practical purposes, useless; and since we lack definite information on the subject, the cases should be divided, from a pathologic basis, into those that exhibit lesions of definite diseases, and those in which there are no special and constant lesions beyond wasting of the muscles and body-fat and atrophy of the thymus gland.

If care is taken to exclude tuberculosis as well as other diseases, the diagnosis of the condition presents no especial difficulties.

In some instances the cause of the disease can not be made out, whereas in other instances it is traceable to improper feeding, lack of care, insufficient exercise, and, most important, lack of fresh air and sunshine.

When cases are seen reasonably early and if the causes can be recognized and remedied, the outlook is good. In private practice cases among the well-to-do usually do well. If seen late, the prognosis is nearly hopeless, and in asylums and infant

homes the outlook is most gloomy. If, when the infant is first seen, digestive disturbances are present and can be corrected by dietary measures, the outlook is more hopeful than in those cases where sufficient food is taken and digested but the child nevertheless continues to waste. In the really typical forms this is the case, and the disturbance seems to be due to improper utilization of the food. Sufficient food may be taken and enough digested and absorbed, but in the burning-up of the food in the body some change takes place that permits it to be disposed of without properly nourishing the system.

The treatment of these cases is essentially dietary and hygienic, and either measure alone must fail. The child must be kept warm, and in a well-aired room; if possible, it should be given sun-baths and be taken into the fresh air. In proper seasons of the year it should be out-of-doors most of the time, preferably in the country. The child's body should be massaged gently once or twice daily, using gentle friction and a lubricant such as cocoa-butter or coconut oil. The rubbing movements should always be directed toward the heart, so as to facilitate circulation. The child should be carried about and cuddled as much as possible, for many of these infants are starving for want of a mother's love as much as for want of food. The child should be fed while lying on the nurse's lap or arm, and not as it lies in the crib. This last is, of course, impracticable in many infant homes and hospitals. The feeding should be the same as has been suggested under the heading of Loss of Weight. Of drugs, creasote, best given in the form of Liquid Beef Peptonoids with creasote, carbonate of creasote, or carbonate of guaiacol, is the most useful in the condition, nuxvomica and alcohol also being of service.

**Nursing Homes for Marasmus Cases.**—If homes could be established for the nursing and care of marantic babies, the infant mortality from this disease would be greatly diminished. This nursing-home plan has been carried into effect in some of the cities of Germany. In these institutions women who have recently been delivered are cared for on condition that they nourish one or more infants. The quantity of milk secreted by these women under the constant stimulation of several sucking children is remarkable.

It must be remembered that a large percentage of the cases of marasmus occur in children who have been abandoned by their mothers at birth. If a child is nursed at the breast for two or four weeks, it is more likely to improve and live than if



it is taken from the breast immediately and given uncertain milk mixtures.

**Malnutrition.**—Malnutrition is a term applied to cases of defective nutrition that run a more chronic course than those suffering from inanition or marasmus. It occurs in infants and in older children. In the former the management is similar to that of marasmus; in the latter, the same general rules apply. The life of the child must, so far as possible, be carefully regulated, and an abundance of fresh air and sunshine, together with appropriate exercises and intervals of undisturbed rest, enjoined. The diet is, however, the most important element in the treatment. The food should be plain and wholesome, carefully prepared, and given at regular but not too frequent intervals. In some cases it may be found advisable to give smaller meals at shorter intervals. The food should be such as is recommended for normal children; a list of these articles is given on p. 243, where the details of the feeding will also be found.

**Feeding after Intubation.**—Usually this is accomplished with but little or no difficulty, but in some instances swallowing may at first be difficult, and in these cases semi-solids, such as junket, soft-boiled eggs or a very light omelet, wine-jelly, or milk-toast, may be substituted for the liquid. If the semisolids fail, it has been suggested that the child be placed with its head lower than its body, and that nourishment be given while in this position. As soon as the child learns to swallow with the tube in place the usual light diet may be given.

**Enuresis.**—Besides the training and the medicinal treatment, a plain, nutritious diet is of great service in these cases. In the majority of cases of nocturnal enuresis, on questioning it will be found that the children have been getting large quantities of coffee or tea, or that large amounts of water have been taken during the evening, or that the bladder has not been emptied before going to bed. In these cases the treatment is obvious, and consists in excluding coffee, tea, and stimulating foods (spices and the like), and in limiting the amount of fluid taken after four in the afternoon. Much can be done by proper training. When dependent upon other causes, the treatment must be directed toward these conditions.

**Rachitis or Rickets.**—Rickets is a disease of nutrition, but one that is not well understood. Most of the cases occur in the temperate zone, and southern races transported north seem especially predisposed to it. It is very common among

the negroes of Baltimore. The authors have found that nearly 100 per cent. of the infants in asylums for colored children were affected with rickets, whereas in similar institutions for white children in the same city the disease was rare. Italians living in America seem predisposed to it, and children with bad hygienic surroundings are more apt to be affected than those reared amid better conditions. It is a disease of the city. The majority of the cases occur between six months and two years of age; it is not often seen in breast-fed children unless lactation has been continued for too long a period. Holt states that among the Italians in New York City it is not uncommon to find it in children who are breast-fed.

Rickets may be produced experimentally in animals, as has been proved by Bland Sutton in his famous experiments; he fed lion whelps on an exclusive diet of raw meat, and in a short time they developed severe rickets. They were given milk, pounded bones, and cod-liver oil, and in three months, without any change in their surroundings, they were cured. Geurin experimented on a litter of pups, and found that those who suckled did well, whereas those fed on raw meat developed rickets. Numerous experiments of this kind have been conducted, and while deductions were not always in accord, they tended, nevertheless, to show that the disease may be produced by withholding milk from young animals and substituting for it other articles of diet.

In children fed artificially by improper methods rickets is apt to develop. A food low in fats is especially liable to produce the disease, particularly if, at the same time, the proteins are also deficient. In such a diet there is almost certain to be either an excess of the carbohydrates or of some substance unsuited to the child's digestion. Among foods that causes rickets may be mentioned some of the proprietary foods and condensed milk.

The lime salts are, under certain conditions, apparently absorbed with difficulty, and this would seem to be the case when the food is deficient in fat. Hence if the child's diet lacks fat or if the lime salts are deficient, the bones will be improperly nourished. It has been thought that this was due to an excess of lactic acid, and there are a number of other theories that need not be considered here.

**Diet.**—The feeding in rickets is very simple, and when it is possible to combine with it outdoor life and proper care and nursing, is very efficient. If the child must be fed artificially,



and if it exhibits symptoms that are suggestive, such as sweating, tenderness, or restlessness at night, it should be given cream or cod-liver oil in addition to the proper diet. In this way the disease may be prevented. When the disease has developed, the child should be placed on a diet suitable to its age, as suggested in the section on the Feeding of Infants; the food should consist in fresh milk, eggs, meat, vegetables, and fruit. The basis of the diet should be milk, which should contain 4 per cent. of fat if the child can digest that amount and is old enough to receive it. Fat in some form must be supplied, and where cream is not well borne, other forms may be tried or they may be given in combination. Of these, cod-liver oil is one of the most valuable, and may be given plain, in teaspoonful doses or less, so as not to disturb the digestion. If the plain oil is not well borne, it may be given in the form of an emulsion or with malt preparations. Fat bacon browned to a crisp by dropping small pieces in boiling grease may be tried, and will often agree where other fats do not. Butter may be used, but in large amounts this may not be so well borne as the other forms. Care should be taken that too much be not given and the child's digestion disturbed by excess of fat.

The hypophosphites may be used for their tonic action, but probably exert no special effect on the disease. Iron or arsenic may be used if there is anemia.

Louis Starr<sup>1</sup> gives the following diet-list for a child of eighteen months in which the disease is uncomplicated by diarrhea:

*First Meal, 7.30 A. M.*—A breakfastcupful (8 ounces) of milk with a tablespoonful (one-half ounce) of cream; on alternate days the yolk of a soft-boiled egg, with a little butter, salt, and bread-crumbs, and two to four tablespoonfuls of well-cooked and strained cracked-wheat porridge with cream and salt.

*Second Meal, 11 A. M.*—A breakfastcupful (8 ounces) of milk with a tablespoonful (one-half ounce) of cream and a slice of whole-wheat bread.

*Third Meal, 2 P. M.*—A good tablespoonful of well-minced and pounded chicken or mutton, with gravy and a little crumbled stale bread; a tablespoonful of purée of spinach, stewed celery, or cauliflower tops; thin bread and butter.

*Fourth Meal, 6 P. M.*—Milk and cream as at first and second meals; thin bread and butter.

For *drink*, pure water.

*Avoid* excess of farinaceous food.

<sup>1</sup> *Diseases of the Digestive Organs of Children.*

Should there be a complicating diarrhea with liquid offensive stools, a diet containing a minimum quantity of casein should be adopted. For example :

*First Meal, 7 A. M.*—Veal broth (half pound of veal to a pint of water) and barley-water equal parts (3 to 4 ounces).

*Second Meal, 10 A. M.*—Cream, half ounce, whey (freshly prepared) 6 ounces.

*Third Meal, 1 P. M.*—Same as first, with chicken broth in place of veal broth.

*Fourth Meal, 5 P. M.*—Same as second.

*Fifth Meal, 10 P. M.*—Same as first.

If feeble, one meal at 4 A. M., same as second.

In extreme cases with diarrhea Starr limits the diet to raw beef-juice in one to three tablespoonful doses every two hours, with a modified brandy-and-egg mixture twice each day. (See recipes for Infant Brandy-and-egg Mixture, in the section on Recipes).



## DIET FOR SPECIAL CONDITIONS.

### DIET FOR THE AGED.

WHEN a man has passed his fiftieth year his diet should be guarded. Dietary indiscretions or a too plentiful diet will result either in the putting on of flesh and the consequent discomforts of obesity or in the development of gout or allied affections. In considering the diet of the aged the old dictum that a man is as old as his arteries applies. *Age can not always be counted by years.* In the aged there is a lessening of all physical activities. The old man takes less exercise, has diminished powers of digestion, and is less able to absorb the nutriment he has digested. His circulation is poor and his bowels are constipated. Degenerative processes have taken place in his organs, and he is more apt to feel the effects of indiscretions in diet. For these reasons the diet should be lighter than in younger years, and the amount of food eaten should vary with the needs of the individual. The food should be of an easily digestible variety; it should be given in smaller quantities at a time, and the intervals between meals should be shortened. If there is a tendency to obesity, food that is apt to be converted into fat should be given in diminished amounts. The proteins should be somewhat lessened from time to time. The practice of eating heavy suppers late at night and of eating between meals should be discontinued. The person should learn what particular articles of food disagree with him, and refrain from eating foods that tend to cause flatulence. Yeo suggests that in the case of cooked fruits a small quantity (about a teaspoonful to the pound of fruit) of sodium bicarbonate be stewed with them, to correct the acidity that causes flatulence.

In the aged food bears a close relation to sleep. A cup of hot milk, hot toddy, or some hot liquid food taken at bed-time will often overcome troublesome sleeplessness. A few sips of milk or a mild stimulant taken during the early morning hours, when the aged are apt to awaken, will frequently insure sleep again.

**Food Suitable for the Aged (Yeo).**—Young and tender chicken and game and other tender meats. Potted chicken, game, and other potted meats. Sweetbreads. White fish, as sole, whiting, smelts, flounder, etc., best when boiled. Bacon grilled. Eggs lightly cooked, or beaten up with milk, etc. Nutritious soups, such as chicken or fish purées, beef-tea, mutton and chicken broths. Milk in all forms when easily digested. When it is not well borne, the addition of an equal quantity of warm Vichy, or of warm water, will often prove helpful. Beef-tea and milk supply the needed mineral substance, and the former is an excellent stimulant.

The following foods are all suitable: Bread-and-milk made with the crumbs of stale bread and without lumps. Porridge and oatmeal gruel. Puddings of ground rice, tapioca, arrow-root, sago, macaroni, with milk or eggs, and flavored with spices or served with fruit-juice or jelly; bread and butter, the bread to be at least a day old; rusk, to be soaked in tea or milk and water. Prepared foods, consisting of predigested starches; at this age the digestive ferments are provided scantily by the digestive organs, and soluble carbohydrates are valuable for maintaining the body-heat. All farinaceous foods should be subjected to a high temperature for some time during the cooking process, so as to render the starch-granules more digestible.

Vegetable purées of all kinds may be taken in moderation—*e. g.*, potatoes, carrots, spinach, and other succulent vegetables. Potatoes and fresh vegetables are a necessity; if omitted, a scorbutic state may be engendered. Stewed celery and stewed Spanish or Portugal onions lend variety to the diet. Stewed or baked fruits, fruit-jellies, and the pulp of perfectly ripe raw fruits in small quantity may be taken.

Dr. George S. Keith, in his *Fads of an Old Physician*, gives the following account of his diet in his old age:

“For breakfast I have a large cup of tea, with milk or cream; brown bread from two to three ounces; and usually one and a half ounces of fish, or half that quantity, and that very rarely, of bacon. Sometimes for a few days I take a cup of coffee with half milk, but no fish or bacon. Lunch is a cup of cocoa or chocolate, if the weather be cold; if it is warm, a small tumbler of milk, about six ounces, with the same quantity of bread as at breakfast. At both meals I use butter, not a quarter of an ounce, and quite as much jelly or marmalade. This is my usual lunch, but occasionally instead of cocoa I



have a baked apple, or some prunes with milk, or strawberries with cream so long as I can get them, or very rarely vegetable soup. When I have no milk I take usually a morsel (not half an ounce) of cheese. At 4 P. M., a small cup of tea, and sometimes biscuit or cake. For dinner, at 7, which is my chief meal, I have soup, from peas, lentils, potatoes, celery, carrots, etc., the first two made with no meat stock, and the others with a little from lamb or a bone; or fish soup, the only animal soup I indulge in. Fish, mostly white deep-sea fish direct from Montrose; of this I take no more than three ounces, with a potato and always another vegetable fresh from the garden. If there is no fish, I may take once or twice a week an ounce or two, certainly not more, of lamb, game, rabbit, or tripe; but often I have neither fish nor flesh. The dinner ends with stewed fruit with cream, or pudding, or fruit tart; of these I take a fair helping. During the winter season, instead of fruit or pudding, I often have celery, with cheese, oatcake and butter. On this diet I enjoy the best of health, and for my age (seventy-eight) am up to a fair amount of exercise, walking three to six miles daily in good and sometimes in bad weather, and usually part of this is up a steep road with a rise of 250 feet. The only confession I have to make is that when at home I do not rise till I have had breakfast and read the newspaper. This is a habit I have recommended to many approaching my own age, and those who have tried it admit that they are stronger for the rest of the day. I enjoy breakfast just as much as my other meals, though I never feel what can be called hunger, and have not done so for many years. I could omit a meal at any time without discomfort. This I have long looked upon as the best proof of perfect digestion. During very warm months I take rather less bread and butter, and I do not try to make this up by taking anything else."

#### DIET DURING PREGNANCY AND THE PUERPERIUM.

**Diet during Pregnancy.**—Under ordinary circumstances no other diet than that to which the patient is accustomed is advisable. The food should be plentiful and nourishing. All highly seasoned food and indigestible articles are to be avoided, as are all articles which are known to disagree with the patient. When there is a morbid craving for unsuitable things the patient should be carefully guarded against indulging her appe-

tite. Special diets may be ordered for patients with diabetes or heart disease, or where the patient is gouty, over-fat, anemic, or chlorotic. Prochownick<sup>1</sup> has called especial attention to these conditions.

**Diet in Obesity and Pregnancy.**—In general, the diet is the same as advised in obesity. This should be combined with exercise, either walking or light gymnastics and massage, which should not, however, be given over the abdomen. The diet should consist of meat, fish, green vegetables, fruit, and a small allowance of carbohydrates. Prochownick allows 4 or 5 ounces (120–150 grams) daily. Fruit is permitted, but should not be eaten in too large quantities nor to relieve thirst. The amount of fluid should be restricted to a pint or a pint and a quarter (500–600 ccm). Prochownick allows a moderate amount of fat, as cream and butter, but not fat sauces. Soups, sweets, spirits, and preserves are to be avoided. The following is a sample dietary as advised by Prochownick:

*7.00 A. M.*—Four ounces (125 ccm.) coffee with milk; 1½ ounces (40 grams.) bread and butter; 1 or 2 eggs; a little fruit, Before or after this 40 to 45 minutes walking.

*10.00 A. M.*—Massage or gymnastics.

*10.30 A. M.*—Fruit; 1 egg; a very small slice of bread and butter.

*Midday.*—Roast or boiled meat or fish; vegetables, no beets or peas; salad; cheese; fruit; 4 ounces (125 ccm.) water or wine and water. No afternoon nap.

*4.00 P. M.*—A small cup of coffee or tea, not over 3 ounces (100 ccm.); a very small slice of bread and butter; an egg, if necessary. Walk for an hour or an hour and a half.

*7.30 P. M.*—Eggs or cold meat; 4 to 6 ounces (125–200 ccm.) tea or milk; 1 to 2 ounces (40–60 grams) bread; butter; fruit or salad.

Thirst is usually complained of early in the treatment. The diet should be varied to suit the patient, and the routine should be so arranged as not to be disagreeable to the patient. The result of the lowered amount of fluid and carbohydrate, together with the exercise and massage, is to reduce the amount of fat, tone up the system, and to produce a small child, so that labor is made easier. The urine should be examined from time to time and the patient should be weighed.

**Prochownick's Diet in Pelvic Contraction.**—According to Prochownick, Florschütz, and others, a diet deficient in

<sup>1</sup> *Therapeutische Monatschrift*, 1901.



carbohydrates and fluids will result in a small child without otherwise influencing its development, a view which has been confirmed by Patton in England. The diet is advised in women who have previously borne very large children and in women with contracted pelves. In the latter, Prochownick does not advise the diet when the conjugata vera is below 8 cm., but there are instances where the child was born alive and well with the conjugata vera 7, 5, 7, and even 6.5 c. m. By following his plan difficult labor may often be obviated, and even the induction of premature labor unnecessary. The diet may be begun ten or twelve weeks before the birth is expected, and after the first week or two should be rigidly followed. Fraenkel advises beginning four or five months before delivery. The average diet consists of 140 to 160 grams of protein, 80 to 130 grams of fat, and 100 grams of carbohydrates, altogether a value of 1800 to 2000 calories. The fluid should be restricted to about 500 ccm. per day. Prochownick's original diet<sup>1</sup> is as follows:

*Breakfast.*—One small cup of coffee (3 oz.—100 ccm.); zwieback or bread (1 ounce—25 grams); a little butter.

*Dinner.*—Any kind of meat, eggs, or fish, with little sauce; green vegetables prepared with fat (as cream); salad; cheese.

*Supper.*—Same as dinner, with 1 to 1½ ounces (40–50 grams) bread, and as much butter as desired.

*Absolutely forbidden.*—Water, soups, potatoes, desserts, sugar, and beer.

*Drink per day.*—Red or moselle wine, 9 to 12 ounces (300–400 ccm.).

All the mothers bore this diet well after getting used to it. Thirst was complained of during the early part of the treatment, and is especially noticeable in fat women. Some object to the large quantities of animal food, but this is overcome by the use of green vegetables and salads. All the confinements reported have been easier than on previous occasions, even when the child was large and fat, and all the children were born alive even though the majority of the mothers had had previous miscarriages. The children were lean at birth, with the bones of the head unusually mobile. The children were all apparently mature in every way. In the majority of instances the child gained normally after birth, and the diet apparently had no bad influence on lactation. The urine should be examined regularly and the amount of urea estimated. It has been suggested that

<sup>1</sup> *Centralblatt für Gynäkologie*, 1889, 33.

such a diet would favor eclampsia, but this has not been borne out clinically.

**Diet during the Puerperium.**—Formerly great restrictions were placed on the diet of a recently delivered woman, thus accounting, in part, for the loss of weight that has been noted. If there is no nausea and the patient desires it, a cup of tea or a glass of warm milk may be given soon after delivery.

The appetite is generally poor for a few days after delivery, but food should be given at regular intervals not too widely separated. The first day, milk, milk-toast, or, if desired, dry or buttered toast, with coffee, tea, or cocoa, according to the taste of the patient, may be given. Water may be allowed as desired. On the second and third days simply soups or any of the following may be added to the dietary: Meat broths, beef-tea, soft-boiled or poached eggs, raw or stewed oysters, and some simple dessert, such as wine-jelly, boiled custard, or junket. During the next few days chicken, scraped beef or mutton in small quantities, baked potato, rice, and cereals may be given, and by the end of the week a gradual return to the ordinary diet may be made.

#### DIET IN THE SPECIAL DISEASES OF PREGNANCY.

**Lowered Urea Output.**—During pregnancy the urine should be watched closely, and an examination for albumin be made weekly, especially if there is the slightest reason to suspect kidney disease. If albumin is found or if any untoward symptoms arise, the urea output for twenty-four hours should be estimated. If the quantity excreted is below normal, the patient should be put at once on a milk diet, the milk generally being skimmed (see Milk Cure and Diet in Nephritis). If the patient tires of this, lettuce salad and bread and butter may be allowed in addition, together with zwieback or biscuits (crackers). Very small quantities of herring roe may be given as a relish. An abundance of water, either plain water or what is known as Buffalo Lithia Water, should be drunk. Cream-of-tartar lemonade (one dram to the pint) is also useful as a beverage.

**Salivation.**—If this occurs, the patient should be put upon a rigorous milk diet.

**Gingivitis.**—In this condition a generous, well-mixed diet, including fruit and fresh vegetables, is indicated. In addition tonics and astringent mouth-washes, especially those containing the tincture of myrrh, are to be prescribed.



**Pernicious Vomiting.**—This is often associated with diseased conditions of the kidney. Whatever the cause, the patient should be kept in bed and placed upon a restricted diet, consisting of peptonized milk and similar preparations, given in small quantities at intervals of three or four hours, or even oftener. Rectal feeding may be employed for several days, the patient being given little or nothing by the mouth. High injections of salt solution help to allay thirst and to control the condition itself. When the vomiting has ceased, the return to an ordinary diet should be slowly and carefully made.

**Aberrant Mental Conditions during Pregnancy.**—The patient should be placed in bed, if possible, and excretion promoted by means of baths and the like. An exclusive milk diet (or one that is nearly so) is generally to be preferred.

## SPECIAL METHODS OF FEEDING.

### RECTAL FEEDING.

**Nutrient Enemata.**—The administration of food by the rectum is a method of feeding of ancient origin. *Ætius* and others mention it, and writers during the Middle Ages have referred to it, though not in very glowing terms, their imperfect technic probably resulting in practical failure. *Voit* and *Bauer* found that a dog's rectum would not absorb egg-albumin and water unless sodium chlorid were mixed with it. Meat-juice and peptone solutions have been recommended, but on account of their cost are not in common use. *Von Leube* advised the use of albumin to which chopped pancreas has been added. His formula was as follows: 150–300 grams (5–10 oz.) of scraped and finely chopped beef; 50–100 grams ( $1\frac{1}{2}$ –3 oz.) of finely chopped pancreas (of the cow and hog), free from fat; 150 c.c. (5 oz.) of lukewarm water. The mixture is to be stirred until a lukewarm mass results. If desired, fat may be added—25–50 grams (about  $1-1\frac{1}{2}$  oz.). It is best to allow the mixture to stand for some time in a warm place before using. The prepared pancreas extracts, either dry or liquid, now on the market, may be substituted for the chopped pancreas. *Ewald* showed that this procedure was unnecessary, and that albumin that was not peptonized or pancreatized could be absorbed, especially if a small quantity of salt was added. This last seems to cause reverse peristalsis, and *Grützner* has shown that substances introduced with the salt solution may be found in the stomach, a fact that has been confirmed by *Swieznski*.

All the various classes of food may be utilized in rectal feeding. Protein may be supplied in the form of predigested meat or egg-albumin to which salt has been added. Nutrose and similar preparations have been advised. Peptones may be added, from 50 to 60 grams ( $1\frac{1}{2}$ –2 oz.) in 250 grams (about  $4\frac{1}{2}$  oz.) of water being the proper strength. Of the carbohydrates, grape-sugar has been recommended. Not more than 300 c.c. (6 oz.) of a 10 to 20 per cent. solution should be allowed. If too much grape-sugar is given, it may cause pain in the



abdomen and looseness of the bowels. Starch has been used, and solutions containing it are readily digested and absorbed; it is also said to be less likely than grape-sugar to give rise to symptoms of distress. Fat may be used, not more than 10 grams ( $\frac{1}{3}$  oz.) being given in twenty-four hours. It is best given in the form of yolk of egg, but other fat-containing substances, such as cream or even oils, may be used. If rectal feeding is to be carried out for any length of time, it is advisable to combine various articles, and for this purpose a number of recipes have been given on page 288.

Bauer believes that but one-fourth of the nutriment needed by the body can be absorbed by the rectum, and both he and other earlier writers placed the limit of time during which rectal feeding was practicable at from one to two weeks. The average time during which an individual may be sustained by this method of feeding may be conservatively placed at from four to seven weeks; von Leube has kept a patient alive for six months, and Riegel for ten months, by exclusive rectal feeding.

The success of the method depends largely on proper technic. With poor technic the rectum soon becomes irritable, and for this reason rectal feeding should not be intrusted to the nurse or the family, but the physician himself should see that it is properly conducted. In hospitals or in private practice where the nurse has been specially trained general directions may suffice, but in any case explicit written directions are advisable. Once the rectum becomes irritable the process is conducted with difficulty.

**Procedure.**—The rectum should be cleansed thoroughly by administering a high injection of normal salt solution one hour before the enema is to be given. This cleansing should be practised at least once a day, and if much mucus is present, it may be well to precede each feeding by a cleansing enema. If the rectum is inflamed, a solution of boric acid may be used instead of the salt solution, or if there is much mucus, a solution of sodium bicarbonate may be employed—a teaspoonful of either to the pint of water being sufficient. For the first one or two cleansing enemata the bowel should be flushed by the ordinary method; later a return-flow catheter may be used; with this several quarts of solution may be used; without it  $\frac{1}{2}$  to 1 pint will be sufficient in most cases.

The temperature of the cleansing enemata should be between 95° and 99° F.; that of the enemata which are to be retained,

between 90° and 95° F. Solutions that are too hot or too cold will promptly be rejected.

The patient should lie on his side, with the hips well elevated. On account of disease this position may be impracticable. A rectal tube or a large catheter should be used. This should not, however, be too large; a tube 1 cm. (about half an inch or less) being the proper size for an adult. For children the tube should be proportionately smaller. It should be lubricated thoroughly, but glycerin should not be used for this purpose.

In introducing the tube, it should be twisted slightly, which lessens the liability of its becoming impacted in the rectal folds. If it is not passed easily, a small quantity of the fluid should be allowed to flow in, which will serve to balloon out the rectum, after which the tube may usually be passed with ease for eight or ten inches or more. The tube should in all cases be introduced as high up as possible, as the enema is thus more likely to be retained and absorbed. Theoretically, too, it is urged that the blood from the lowest part of the rectum is returned through the vena cava, whereas that from the higher parts returns by way of the portal system and passes directly through the liver. This is of no practical moment here, as sugar solutions absorbed from the rectum, even when introduced into the lower portion, do not cause glycosuria. This is explained by the fact that the lower portion of the rectum has a small capacity and absorbs but little.

The fluid should be allowed to flow in slowly from a funnel or a fountain-syringe. In some instances, where very small injections are being used, a small hard-rubber syringe may be attached to the tube. Care should be taken to avoid injecting air with the fluid. The method of administering nutrient enemata by means of the old-fashioned short hard-rubber nozzle of either a piston or a Davidson syringe can not be too strongly condemned. In the hands of the unskilful it may cause injury to the rectum, and even if used by a trained nurse, only succeeds in placing the fluid in the lower part of the rectum, where it is apt to be expelled.

After the injection the patient should lie as quietly as possible for at least an hour, and be instructed to try to retain the contents of the bowel. A pad of gauze or a towel should be pressed over the anus for twenty minutes or half an hour, and the mind should, if possible, be diverted from the subject. After a few days the bowel often acquires a tolerance for the injections, and they may be retained without difficulty.



If the rectum is irritable and the fluid rejected, it is well to precede the nutrient enema by a small suppository containing opium, or, what is better, a small rectal injection of the tincture of opium may be given. This may be mixed with a little starch water, but the whole should be as small as possible. The opium should not be used unless necessary, and the dose should be just sufficient to quiet the bowel; or the opium may be added directly to the enema.

If there are hemorrhoids, rectal feeding will be greatly interfered with. Before each injection they may be painted with a 2 per cent. cocain solution, and between the feeding a soothing ointment should be applied.

The amount to be given at each injection is an important factor. As a rule, it should not exceed  $\frac{1}{4}$  of a liter, ( $\frac{1}{2}$  pint). If this is not well borne, the amount may be reduced to from 30 to 100 c.c. (1-3 oz.).

The number of enemata to be used will depend somewhat upon the patient's constitution; as a general rule, five, or better six, hours should be allowed to elapse between each feeding.

It is well to remember that packing in the vagina and other gynecologic dressings may interfere materially with the injection of fluid into the bowel.

#### INDICATIONS FOR THE USE OF NUTRIENT ENEMATA.

Nutrient enemata are indicated:

1. In extremely weakened conditions, as during the progress of fevers, when the quantity of food taken through the mouth is insufficient to sustain life or when even predigested food can not be retained.

2. In diseases of the pharynx and esophagus in which obstructions to the passage of food exist, as from tumors; also occasionally in spasmodic constrictions of the esophagus and in paralytic conditions of the pharynx when the patient is unable to swallow food.

3. In diseases of the stomach, as in cancer occasioning stricture of the cardiac orifice, with inability to swallow sufficient nourishment. In diseases of the stomach in which it is important to relieve the stomach of work—*e. g.*, in carcinoma, in non-malignant strictures of the pylorus with consequent dilatation, and also in ulcer of the stomach, both when hemorrhage has occurred and when liquids are badly borne. In that form of nervous dyspepsia known as irritable stomach, which is

accompanied by severe vomiting, nutrient enemata may be given to supply nourishment to the body when the stomach can not retain food.

4. In delirious, comatose, or insane persons who can not be fed through the mouth.

#### RECIPES FOR NUTRIENT ENEMATA.

##### Dujardin-Beaumont's Nutrient Enema.—

A cupful of milk.

Two or three tablespoonfuls of liquid or two or three teaspoonfuls of dry peptone.

1 yolk of egg.

5 drops of laudanum.

7 grains of sodium bicarbonate if the peptone is acid.

##### Von Leube's Milk-peptone Enema.—

250 c.c. (8 oz.) milk . . . . . 170 calories.

60 grams (2 oz.) peptone . . . . . 100 "

270 calories.

In place of the peptone a 30 to 50 per cent. solution of soluble protein may be used.

##### Egg-and-milk Enema.—

250 c.c. (8 oz.) milk . . . . . 170 calories.

3 eggs . . . . . 200 "

3 grams of salt.

370 calories.

##### Starch-and-milk Enema.—

60-70 grams (about 2 oz.) starch 250 calories.

250 c.c. (8 oz.) milk . . . . . 170 "

420 calories.

##### Sugar-and-milk Enema.—

60 grams (2 oz.) grape-sugar . . 246 calories.

250 c.c. (8 oz.) milk . . . . . 170 "

416 calories.

##### Pancreas Enema.—

50-100 grams (1 $\frac{3}{4}$ -3 oz.) pan- } 300 calories.  
creas substance, average . . }

150-300 grams (5-8 oz.) meat . } 350 "

30-45 grams (1-1 $\frac{1}{2}$  oz.) fat . . }

650 calories.



**Singer's Enema.—**

125 grams (4 oz.) milk.

125 grams (4 oz.) wine.

1 or 2 yolks of eggs.

Salt.

1 teaspoonful of Witte's peptone.

May be given three, or possibly four, times a day and is well borne.

**Riegel's Enema.—**

250 c.c. (8 oz.) milk.

2 or 3 eggs.

Salt.

1 or 2 teaspoonfuls of red wine.

Riegel does not use peptone, as he fears that it might irritate the rectum and cause diarrhea.

**Ewald's Nutrient Enema.—**

2 or 3 eggs.

1 tablespoonful of water.

A small amount of flour is boiled in half a cup of 20 per cent. solution of dextrose and a wineglass of red wine added. The egg solution is stirred in, care being taken not to have the solution too hot lest the albumin be coagulated. Entire amount, 250 c.c. (8 oz.).

**A Frequent Army and Hospital Formula.—**

3-5 eggs.

150-250 c.c. (5-8 oz.) 15 to 20 per cent. solution of dextrose.

Add a little starch solution or mucilage to make it more viscid and a few drops of tincture of opium.

**Boas' Formula.—**

250 c.c. (8 oz.) milk.

2 yolks of eggs.

A small quantity of salt.

1 tablespoonful of red wine.

1 tablespoonful of "Kraftmehl" (Health Flour).

**Jaccoud's Recipe.—**

250 c.c. bouillon.

120 c.c. wine.

2 yolks of eggs.

4-20 grams (1-5 drams) dry peptone.

**Rosenheim's Enema.**—

1 or 2 teaspoonfuls of peptone or a well-stirred raw egg.  
15 grams (4 drams) of dextrose if carbohydrates are thought desirable.

**Zuntz's Recipe for Administration of Fat.**—

Cod-liver oil.  
Soda solution.  
200–250 c.c. (6–8 oz.) water.

**OTHER METHODS OF NOURISHING THE BODY.**

**Food suppositories** have been suggested, but their use is open to many objections, the chief one, they may not be absorbed.

**Nutrient inunctions**, especially with oils, have been suggested, and in conditions of great emaciation they may prove useful. The body is rubbed with oil, such as olive oil, cod-liver oil, or cocoonut oil, or with cocoa-butter. This keeps the skin soft, the massage also proving helpful. It is of particular value in marantic infants, and has been used as a routine practice by the authors in all such cases, with very gratifying results.

**Intravascular feeding** has been tried. According to Thompson, Hodder, as early as 1850, used intravascular injections of milk for the collapse of Asiatic cholera. Others have used milk and peptone solutions. Normal salt solution would, however, seem to be a safer and a more practical method of getting fluid into the body. Intravascular feeding will always be attended with too many difficulties and dangers to be of value to the practitioner.

**Subcutaneous feeding** is a subject of considerable interest, and was used as early as 1869 by Menzel and Perko. Karst, Krüg, Witthaker, and others have also employed this method. One of the most important contributions to the subject has been made by von Leube. This observer could obtain no good results from the use of either proteins or of carbohydrates. He is of the opinion, however, that injections of oil are of practical value in nourishing patients under such conditions as render it necessary, as in the failure of rectal enemata because of the presence of hemorrhoids or irritation of the rectum. His attention was directed to the fact that large quantities of oil were used in giving camphor injections, which are more widely used in Germany than in America. Fat emboli result so rarely as to be practically no objection to the method. Von Leube uses the purest olive or sesame oil, and a 10 c.c.



syringe, made after the ordinary hypodermatic syringe pattern, or a needle, a tube, and a funnel. From 30 to 40 c.c. ( $1-1\frac{1}{2}$  oz.) of oil may be used daily. The contents of the syringe (10 c.c.) should be injected in three different places and the wounds sealed with collodion. The oil should be injected very slowly, and, of course, the strictest asepsis must be observed.

**Saline Irrigations and Infusions.**—1. **Saline Rectal Irrigations.**—Rectal saline injections are especially useful in all conditions associated with hemorrhage; also in the various infectious diseases, as well as in intoxications and in those conditions in which it is necessary to allay thirst.

The fluid used should be a normal salt solution, and should be given high, with the rectal tube; if it is necessary to prepare such a solution quickly, a teaspoonful of salt may be added to a pint of water, and rapidly injected by means of an ordinary fountain syringe. The fluid should be at about the temperature of the body, and should be administered slowly, while the patient is in a reclining position. As much as  $\frac{1}{2}$  quart to a quart of the fluid can be utilized at one time.

A useful method of administering salt solution is the plan followed in many surgical clinics. When deemed advisable, either on account of loss of blood, to avoid thirst, or so to fill up the system that further lymphatic absorption is impossible (as after operations about the thyroid), the solution may be administered continuously. To do this use either normal salt solution or a slightly stronger solution in an ordinary douche bag. The bag is placed from 4 to 6 inches above the rectum of the patient. The nozzle is then placed in the rectum and allowed to stay there. The fluid flows into the rectum as it is absorbed but not in sufficient quantity to cause it to be expelled.

2. **Saline Infusions.**—Saline infusions are given subcutaneously, and are especially useful in cases in which rectal saline irrigations can not be utilized, as in certain intestinal diseases or when an immediate effect is required, as in sudden collapse from hemorrhage or from shock. They are also useful in cases when large quantities of fluids have been lost by the body, as in the diarrheas of dysentery and of cholera, in various infectious conditions and intoxications, as in pneumonia, erysipelas, and typhoid fever; and in the uremia of chronic Bright's disease. The most convenient location for administering the infusion is between the chest-wall and the mammary gland, or deeply into some muscle, as in the lumbar region, abdominal wall, or buttock. The injection should be given under the most aseptic

precautions. No apparatus is required beyond a fountain syringe to which an aspirating needle is attached. The infusion should be warm, and should be allowed to run in slowly; frequently as much as 1 or 2 quarts can be injected into one place. The mixture used is a normal—0.6 per cent.—salt solution. In certain cases Cushing<sup>1</sup> prefers the following solution:

Sodium chlorid . . . . .	0.900
Calcium chlorid . . . . .	0.026
Potassium chlorid . . . . .	0.010
Distilled water . . . . .	99.064
	<hr/> 100.000

Combs has reported a fatal case of sodium chlorid poisoning. By mistake 1 litre of saturated salt solution was ingested hypodermically. When seen four hours later she was comatose. After about six hours of coma, a period of excitation followed, she was maniacal, and talked incoherently. This condition persisted for twenty-four hours, when she died—124.4 gm. (1920 gr.) of sodium chlorid had been used.

<sup>1</sup> Cohen's *Physiologic Therapeutics*, vol. ix., p. 289.



## DIET IN DISEASE.

**General Rules for Feeding the Sick.**—The nurse and family should be fully impressed with the importance of the proper feeding of the patient. Definite directions as to how much food, its form, its preparation, and how often it is to be given, should be written out. In all acute serious conditions, as in pneumonia or in typhoid fever, a record of these details should be kept, together with the record of the quantity of fluid taken, the medicines given, etc.

There is usually a tendency to err in either extreme—that of giving either too much or too little food. Care should be taken that the patient's wishes are, wherever practicable, carried into effect. The nurse and family should be questioned carefully as to the patient's likes and dislikes, and also as to his idiosyncrasies. A tactful, observing nurse is of inestimable value, but a careless or stupid one is an ever-present source of danger.

The training of nurses in regard to feeding is often faulty. Every nurse should be instructed in the subject of practical dietetics, and should know how much food is required by the different types of patients. The details of feeding patients should always be gone into.

The food should be given at regular intervals. In unconscious or semiconscious patients this is of great importance, but it is just as important in the conscious, as the appetite usually comes on at certain times, and if the meal is not forthcoming, may disappear.

The appetite of the conscious patient and of the convalescent should be fostered, and nothing done that may in any way disturb it. Patients vary much in this particular, but as a rule individuals who are not overfastidious when they are well, become so when weakened by disease.

The sick-room should be orderly, and no dishes, utensils, or food be allowed to stand about the room either before or after using. All food and drink should be offered from scrupulously clean glasses or dishes. These should be as dainty as possible, and the food must be made attractive in appearance; when the dish permits, it may be garnished with a sprig of green. The

napkins and linen should be spotless. The exterior surface of glasses and cups should be wiped dry before they are offered to the patient.

Food that is stale or that has acquired an unpleasant taste from standing in a refrigerator together with other things should not be given. A strong egg in an eggnog may be the means of turning a patient forever against this form of nourishment. The food should be tasted by the nurse, but never, when possible, in the patient's presence or with the same spoon. If there is anything wrong with a dish, this should be discovered and remedied before it is brought to the patient.

A nurse should always remember the eternal fitness of things. Utensils and dishes should be used only for the purpose for which they are intended, and not as makeshifts for other articles. After caring for the patient or removing evacuations sufficient time should be allowed to elapse before feeding is begun. The patient should be made to feel that the utmost cleanliness and care have been observed. The hands and face of the patient should be wiped with a moist cloth and then dried before food is given, and the lips cleansed after the meal is complete.

The position of the patient should be as comfortable a one as possible, and one in which he will not tire before the meal is ended. If the patient is weak, the food should be given in such form that he may take enough of it without inducing fatigue; otherwise he may become tired of masticating and swallowing and take an insufficient amount. Patients who can sit up in bed should be provided with a bed-tray on which to place the food. The legs should be placed high enough for the patient to eat comfortably from it.

If the patient is helpless, care should be exercised in giving food so that it will not be drawn into the lungs during inspiration or coughing. This may be avoided by giving the food slowly, and by seeing that each mouthful is swallowed before another is given. These patients may be fed in various ways. The food may be given from a spoon, or, what is usually preferred, from a drinking-cup with a spout, or by using a bent tube and allowing the patient to take the food from a glass. When the patient is taking bread and similar solids, great care should be exercised not to allow the crumbs to fall into the bed.

In most severe illnesses it is necessary to awaken the patient during the night to administer food. This is a point that requires special judgment. Often the patient is more in need of sleep than of food. If the patient does not drop off to



sleep very soon after taking food, it may be better to wait until he awakens before giving it. As a rule, however, in severer illness the sleep is disturbed for but a few minutes by taking food. A cup of warm milk or similar light food may often induce sleep.

The patient's mouth should always be kept clean. If dry and parched, it should be rinsed before and after taking food. A suitable mouth-wash is given under the heading of Tuberculosis (p. 327), but any of the alkaline mouth-washes may be used; boric acid and water also make an efficient wash. If the mouth is dry, it should be moistened from time to time, and for this purpose a little glycerin, water, and lemon-juice will be found useful. If the patient is helpless, the mouth may be swabbed out with cotton fastened to the end of a stout probe or wound about the finger. This should be moistened with some antiseptic solution.

In all cases where the illness is likely to be protracted, arrangements should be made to care for and prepare the food with as little discomfort to the household as possible. For this purpose a diet kitchen may be improvised, preferably in a room adjoining the patient's. If the patient's means allow, a small sick-room refrigerator should be provided, and a tin receptacle for storing foods that do not need to be kept on ice. A gas or alcohol lamp will serve for heating food. A thermometer, a graduate, a funnel, and filter-papers are needed, and a meat-mincing machine will be found a useful addition. Saucepans, a dish-pan, and a supply of tea towels should also be provided. Boric acid or borax and sodium bicarbonate will help to keep things fresh and clean. In cases of infectious and communicable diseases a covered boiler for disinfecting all dishes and utensils should be added. The dishes should be boiled in water to which 2 or 3 per cent. of sodium bicarbonate has been added, and the boiling should be allowed to continue for fully twenty minutes after the water has begun to boil. Where instructions are likely to be carelessly followed out, it is best to direct that the dishes be boiled for an hour.

#### **Feeding Unconscious and Refractory Patients.—**

Unconscious patients may often easily be fed by means of a teaspoon. Each spoonful should be swallowed before a second is given. W. Gilman Thompson advises that, in the case of comatose children, the nourishment be poured into the nostril instead of into the mouth. The fluid thus given is swallowed, and any excess returned by the other nostril. If any difficulty

is experienced in swallowing, it is best to resort to either the stomach or the nasal tube. With a little practice most patients can be fed with the tube more easily than in any other way. A mouth-gag should be introduced or a roller bandage may be placed between the teeth and held in place by an assistant. In infants who have no teeth this precaution is unnecessary, as the finger answers the purpose perfectly. The tube, previously moistened, is passed into the pharynx and rapidly into the stomach. If the tube is not passed rapidly through the pharynx, contraction may follow and the tube be prevented from entering the esophagus. In order to pass the tube into the esophagus it is necessary to hold it sufficiently well back from the end.

If nasal feeding is to be used, a nasal tube, or in case of infants a catheter, is well oiled and gently passed through the nose into the esophagus and then into the stomach. Care should be taken not to pass the tube into the larynx. This accident can always be avoided by waiting a moment before pouring in the food. Either stomach or nasal tube should be provided with a funnel, and as soon as the tube has been satisfactorily introduced, the nourishment—milk, milk and egg, or whatever liquid food is desired—may be poured slowly into it.

In order to prevent air from entering in advance of the food a small quantity of the food may be poured down the side of the funnel until the tube is full. In many cases it may be desirable to wash out the stomach before introducing the food. The tube should be withdrawn rapidly, so as not to excite vomiting. Food so introduced may be retained when it would otherwise be vomited. This is true both of infants and adults. (See the sections on Gavage, Forced Feeding in Tuberculosis, and Lavage.)

In the case of refractory patients—the insane, the hysteric, and others who refuse to eat—forced feeding becomes necessary. In this case enough attendants should be present to control the patient. He should be held firmly and the nasal or the stomach-tube be introduced. In order to prevent regurgitation of the food, which some patients manage to do quite skilfully while it is being introduced, the ribs may be tickled. This prevents fixation of the diaphragm, without which the food can not be ejected. This should be done only when occasion demands. (See Diet for the Insane.)



## FEEDING IN FEVER.

Before directing attention to the diet in special forms of pyrexia it will be well to consider briefly the general dietetic principles involved and their application to this class of diseases.

There existed, in former years, many different views concerning the correct method of feeding fever cases. Prior to the time of Graves (1848) it was the general practice to "starve" fevers. Graves taught that a fever patient required food and should be fed, and in his lectures, published in 1848, there appeared the much-quoted sentence: "If you should be in doubt as to an epitaph to be placed upon my grave, take this—'*He fed fevers.*'" With the teaching of Murchison and others this view gradually replaced the older one, and to-day the profession are in accord regarding the diet indicated in febrile diseases. Minor differences in opinion exist and various theories have been promulgated, but the practical application is the same in all cases.

In fever the metabolic processes are increased, while at the same time the power of assimilation is lowered. This results in the burning-up of the body proteins as well as of the fats. Indeed, it is stated that the proteins suffer a greater loss proportionately than the fats. The appetite is diminished or entirely lost, there is a marked lessened activity in all the glands concerned in digestion, and, as previously noted, absorption and the assimilation of food are much below the normal. Thirst also is much augmented.

Foods appropriate for healthy individuals are not, as a rule, suited for fever patients, and solid foods usually cause vomiting or severe indigestion. In order properly to nourish a fever patient it is necessary that the food be easy to take, easy to digest, and easy to assimilate. Any food that does not possess these three qualities is not suitable for a fever patient. When the disease runs its course rapidly, the diet is of no great importance, for even if the patient take but little food, the period of comparative fasting is a brief one and any loss is easily made up while recovery is in progress. In protracted diseases, on the other hand, such as typhoid fever, and in chronic fevers, the diet is of primary importance and should be the physician's first care. In chronic diseases and in those fevers where remissions occur, the periods when digestion is compara-

tively good should be taken advantage of, and the patient nourished and strengthened as much as possible.

In fevers the mouth requires especial care (see Typhoid Fever and Tuberculosis); the bowels likewise should be regulated, and constipation avoided.

Suitable beverages should be given to allay thirst, and if the patient is not getting sufficient liquid with his food, he should be offered water or some other drink every three or four hours. This should be done whether or not the patient is conscious, for a patient seemingly conscious is often in an apathetic condition. The water is required not only to quench thirst, but to aid in the elimination of waste-products, which, owing to the increased metabolism, are augmented. The most suitable of all drinks is plain water. When this does not agree, or to meet special indications, mineral waters are often of great use. The natural waters, since they do not contain such large amounts of carbon dioxide, are best. If the artificial waters are used,—and this is generally the case,—they should be allowed partially to effervesce before being given to the patient, lest the gas in the stomach cause unpleasant symptoms. The "Imperial Drink" (see Appendix) is very useful, and is generally taken with a relish. To this may be added the white of an egg, beaten up and strained, if the patient is not taking much food. Both lemonade and orangeade are useful, and the former is particularly valuable. Since the hydrochloric acid of the stomach is deficient during fevers, water acidulated with hydrochloric or phosphoric acid is of service, as it increases the powers of digestion. Barley-water, oatmeal-water, toast-water, and albumin-water are all of service, containing, as they do, nourishment with drink. Albumin-water is made by beating up the white of a fresh egg, straining it through a cloth, and then adding six or eight ounces of water. This may be flavored with lemon, orange, sherry, or cognac. Wine whey is also of value, and under certain circumstances, as in affections of the bladder, flaxseed tea or gum-water may be given. Rarely, beer or some other beverage is permissible. Patients previously accustomed to taking large quantities of beer daily may refuse all forms of nourishment, unless a certain amount of this beverage is allowed.

The food for fever cases should always be liquid. Milk, as it contains various food elements in a suitable combination, is the best of this class of foods, and if properly administered agrees with most patients and is easily digested. It should, as a rule, be diluted, and a small quantity of lime-water or



sodium bicarbonate should be added to it. Lime-water may be added in amounts varying from 5 to 50 per cent. according to circumstances. Vichy or Seltzer water, or even ordinary water, may be used, and may be flavored if the patient prefers. Barley-water or oatmeal-water may be mixed with it, or, what is sometimes of great service, equal parts of a cereal water and milk may be boiled together. If the mixtures mentioned do not agree, the milk should be peptonized. Milk should not, however, be peptonized if the patient can take and digest it without peptonization. Buttermilk, kumiss, or whey may also be used. Buttermilk, however, contains but little nourishment; kumiss may not be relished at first, but many patients soon learn to like it. Lastly infants' and invalids' food may be given. Malted milk may be enjoyed by the patient, and is useful in those cases in which there is diarrhea.

Eggs may be given raw or in the form of albumin-water, and an excellent mode of administration, especially if the patient requires a stimulant at the same time, is to give the time-honored Stokes' brandy-and-egg mixture. Given in this form, the egg generally agrees. It may be well to make up the mixture with one-quarter or one-half the amount of brandy.

Meat-juices and broths, for which recipes will be given further on, may be used. The meat-extracts are best given well diluted. The variety of broth should be changed each day, using beef, veal, mutton, and chicken in turn, to avoid monotony in the diet. The various predigested beef preparations and beef-juices sold in the shops may be used at times, and are often of great value, especially when the patient can not retain other forms of food. Strained vegetable broths are useful occasionally in long-continued fevers, and gelatin preparations, such as calves'-foot jelly, wine-jelly, or fruit-jelly made with gelatin, may also be employed. Fruit-juices, especially lemon, orange, and raspberry juices, are generally relished. These should be diluted, and are best given cold or with cracked ice. Solutions of grape-sugar alone or drink sweetened with grape-sugar are to be recommended. Granulated extract of malt dissolved in water or milk is relished by some patients.

**Alcohol.**—The question as to the value of alcohol in fevers is one that has been widely discussed. The safest view, probably, is that which takes the middle ground, for while alcohol may have been, and still is, greatly abused in sickness, there can be no doubt that it renders great service, especially as a food and a stimulant in fevers. Since alcohol is not needed

in all cases, the growing tendency is to restrict its use to those cases in which it is definitely indicated. It should not be employed as a routine measure in any disease, nor should it be used for any length of time where there is a likelihood of the patient acquiring the habit. In acute fevers in strong patients, where the disease is apt to be of short duration, it should not be used. If the odor is apparent on the breath of the patient, or if it causes excitement, delirium, or any mental symptoms, it should be used only in limited quantities.

Alcohol, it should be remembered, is not only a stimulant, but a food as well, each gram of it furnishing seven calories of heat or that equivalent of energy to the body. It should not be given too early in the disease lest its stimulating effect be lost as the system becomes accustomed to it. On the other hand, stimulation, either by alcohol or any other stimulant, should not be delayed too long. As soon as the pulse becomes compressible and weak the stimulant should be administered. When one is sufficiently expert in auscultation, the need for alcohol can be learned from the heart-beat. When the first sound becomes weak or loses its sharpness, it is a sign that the heart is beginning to flag. Sir Dyce Duckworth describes this as follows: "The cardiac indications for the use of alcohol in fever are a notable loss of tone in the first sound, especially if this be inappreciable at the base (Stokes' sign), and the associated condition of the pulse—that of low arterial pressure and the phase of it known as dicrotism."

In hyperpyrexia alcohol is of great value, for when the temperature runs very high digestion and assimilation are apt to come almost to a standstill. In these cases alcohol is easily absorbed and acts as a stimulant and as a food. In continued hyperpyrexia large amounts can be given, and it seems to be entirely used up in the body without producing any mental symptoms.

In the so-called asthenic fevers alcohol in small amounts and at quite frequent intervals is useful. In the very feeble and in the aged it may generally be taken with great benefit.

In prolonged fevers in children attended with difficulty in feeding alcohol is also of value. In these cases the heart indications are usually well marked and are reliable guides to the dosage. In giving alcohol to children it should be well diluted, and small frequent rather than large doses at longer intervals, should be administered. Large doses are rarely needed.

In those habituated to the daily use of alcohol it must be given in some form when these persons become ill with fever or,



indeed, when confined to bed from any cause. When alcohol is withdrawn suddenly from those accustomed to large daily amounts nutrition rapidly fails and delirium not infrequently sets in.

It should be remembered that many conditions in which alcohol was thought to be indispensable a few years ago are treated just as satisfactorily now without it.

The form in which alcohol is to be given fever patients depends on individual taste. As a rule, pure whisky or brandy diluted with plain or with a mineral water is preferable. If there is a decided preference for wines, a pure old wine, either light or red, may be prescribed.

The quantity to be given depends upon circumstances, and the age, condition, habits, and tolerance of the patient all play an important part in deciding this question. In infants and young children from  $\frac{1}{2}$  ounce to 2 ounces of whisky divided over twenty-four hours may be regarded as a reasonable limit. In older children from 1 to 4 ounces in twenty-four hours, and in adults from 4 to 8 ounces in the same length of time, form a good average. In the case of habitués and also when other circumstances, too numerous to mention here, warrant, these amounts may be increased.

## FEEDING IN INFECTIOUS DISEASES.

### TYPHOID FEVER.

The management of the diet is one of the most important factors in the treatment of typhoid fever, and the student and the practitioner should, therefore, seek to learn most thoroughly how to feed a typhoid patient. Fortunately, the leading authorities are in accord as to the principles governing the diet in this disease, and the many special diet-lists that appear from time to time in the medical journals are best entirely disregarded. The problem before the physician is the feeding of a fever patient who is likely to be ill for some weeks, who has a diseased condition of the bowels, and whose convalescence is apt to be slow and to require careful attention. It should be borne in mind that, owing to the presence of the fever, there is an actual diminution in the digestive and absorptive powers. The digestive juices are less active, and the amount of hydrochloric acid in the stomach is diminished. The liver is more or less disturbed, and the bile is less active than normally.

Peristalsis is lessened and absorption defective. In addition ulcerations occur in the intestine and are liable to go on to perforation. It should always be borne in mind that a mild case of typhoid is as dangerous as a severe one, both because the tendency to severe ulceration is just as great in the one as in the other, and also because a mild case is more apt to be less carefully managed, particularly in regard to the diet. It must be remembered that during fever the metabolic processes are heightened, and that, at the same time, absorption is lessened. As a consequence, the body protein is burnt up. Other things being equal, the less food-material is assimilated, the more body protein will be destroyed. It is evident, then, that the efforts should be directed toward supplying the patient with a sufficient amount of easily digested and readily assimilated food. Minor disturbances of digestion should be watched for and, so far as possible, corrected.

While the "starvation treatment" of former days has, owing to the labors of Graves and Murchison, become obsolete, care must be taken not to err on the other side—the patient must not be overloaded with food.

Food and drink should be given at regular intervals both by night and by day; the appetite of the patient should not be consulted, for these patients are often apathetic or have no desire for food. The food should be given at intervals of from two to four hours, according to the condition of the patient and the quantity taken at a time. Those who are strong and in comparatively good condition may take their nourishment at four-hour intervals during the night, even if it is given at more frequent intervals during the day.

The question of drink is also of great importance in these cases, for in some patients severe thirst is a very disagreeable symptom to combat. Pure water, given with or without ice, is to be depended upon, but if there are no contraindications, this may be varied in many ways. The natural spring waters, or, if these can not be obtained, the artificial ones, are often useful. The artificial waters contain large quantities of carbon dioxid, and to avoid trouble they should always be allowed partially to effervesce before they are given to the patient. If there is no marked bowel disturbance, fruit-juice may be added to the water. Lemonade, orangeade, raspberry juice, or raspberry vinegar and water are often welcome changes. Weak tea, especially if a little red wine is added to it, is an admirable thirst-quencher. Cold weak coffee is relished by some. Red



wine and water, white wines, or even sherry or brandy and water may be given to some patients, especially if plain water causes unpleasant symptoms. When there are irritability of the intestine and severe diarrhea, red wine and weak tea are to be preferred. Albumin-water, since it combines food and drink, is most useful. It may be flavored with lemon- or orange-juice, or may be shaken up with a little sherry or brandy and ice. (The eggs, which should always be perfectly fresh, should be beaten and then strained through a cloth.) The various mucilaginous drinks may be used, but are not generally relished. Gum-arabic-water, arrow-root-water, bread-water, barley-water, oatmeal-water, and similar beverages have their place in the physician's list of possibilities.

Cushing and Clarke recommend the administration of large quantities of water in typhoid. They administer a gallon or more in twenty-four hours, giving it in small and definite quantities. Copious elimination of urine follows, corresponding to the amount of water ingested. They claim that the patient is made more comfortable, is less toxic, and that the nervous symptoms are less than when the large amount of water is not given.

The food par excellence in this disease is milk. There is no one food that meets so many indications. It possesses great nutritive value, is easily procured, as a rule, and is generally easily administered. It must be borne in mind, however, that there are some patients with whom milk disagrees, and many who do not like it. Milk, however, disagrees less commonly than is generally imagined. The amount to be given daily varies between 1 and 3 quarts, according to the patient. There are not many patients who can take 3 quarts of plain milk, and it is generally a good plan to vary its form of administration, and occasionally to substitute for it other articles, which will be mentioned further on, so that the patient may continue to take milk during the entire course of the disease. If milk is given plain, it is only a question of time when it will disagree with any patient. Children are more apt to take it over long periods of time than are adults. At the Garrett Hospital for Children in Baltimore the authors seldom use anything besides milk for typhoid cases, and do not find it necessary to make changes in it. For older children or adults it should always be modified. When milk forms the diet, the mouth requires particular care, as the little milk that remains in the mouth often turns the patient against the next feeding.

There are many ways of modifying milk and rendering it more agreeable and more digestible to the patient. The simplest

method is to add from 1 to 3 ounces of lime-water to each glass of milk, or plain water or a mineral water may be used instead. If milk is well borne and it is desired to increase the amount of nutriment, cream may be added to it. If this causes unpleasant symptoms, it should be discontinued at once. Buttermilk may be given occasionally, but is far inferior in nutritive value to plain milk. Kumiss or kefir may be used, and while they may not be relished at first, most patients learn to enjoy them. A pinch of salt may render milk more palatable to some persons, and the addition of a spoonful of brandy may be relished by others. The milk may be given cold, be flavored with fruit-juices, vanilla, or nutmeg, or it may be given in the form of ice-cream. When milk is not well borne, it is a good plan to prepare barley-water and add to it an equal quantity of milk, boiling them together for a few minutes. Plain boiled milk may also be used with benefit.

Among the disagreeable symptoms to which milk gives rise may be mentioned a bad taste in the mouth, which, however, is apt to be present in any case; a sense of fulness or pressure in the abdomen; eructation, or even pyrosis. When the milk is not well digested, it may cause diarrhea, with colicky pains, and the undigested curds will be found in the stools. To obviate these symptoms the measures previously suggested may be tried (see also Milk Cures). Malted milk may be used, or the milk may be mixed with some of the invalid foods, or it may be partially or completely peptonized. For the last purpose the peptogenic milk powder will be found useful.

When milk is found to disagree, other forms of nutriment must be given. If care is taken to supplement its use by other foods from the beginning, the milk will be less apt to cause disturbance.

The carbohydrates are valuable foods in typhoid, and may be used in many different forms. Of these, the various gruels are the most easily digested, and may be given plain or mixed with milk or bouillon. Oatmeal, thoroughly cooked (three hours' boiling at least) and strained, is best, but may not agree with the patient. Barley-water (Robinson's barley flour is an excellent preparation for making barley-water), arrow-root, sago, tapioca, and the prepared foods may all be used. In Germany aleuronat flour is added to bouillon or soups.

Of the proteins and allied substances there are a number that may be used. Meat is to be forbidden so long as fever occurs. Fat must be skimmed from soups, broths, and bouillon, as it is apt to disturb the patient's digestion. Beef-juice, made accord-



ing to any of the recipes given in the Appendix, may be used, or beef-juice expressed from very slightly broiled beef or skimmed dish gravy may be used. This may be served in a green glass if the color of the juice is objectionable. Bottle bouillon may be employed, as may also the various liquid beef preparations and meat-juices now on the market. Mosquera Meat Jelly and Valentine's Beef-juice are useful but expensive. Beef-extracts are more stimulating than nutritious.

Senator recommends gelatinous substances, such as gelatin, calves'-foot jelly, bottle bouillon, and the like. The gelatin jellies may be flavored with fruit-juices or with wine.

Eggs should be used sparingly. Egg-water, however, when properly prepared, rarely causes distress. Raw eggs may occasionally be given, or the yolk of an egg in bouillon or broth. Eggs and milk together may cause indigestion, but if the patient is in need of a stimulant as well as a food, Stokes' brandy-and-egg mixture, already described, may be used, and in moderate quantities rarely disagrees.

Somatose, eucasin, nutrose, and similar preparations may be mixed with bouillon or other foods.

Alcohol holds an important place as a food as well as a stimulant in long-continued fevers. The tendency to-day is to prescribe it in smaller quantities than formerly, and many have abandoned its use altogether. It is, nevertheless, a valuable ally in fighting typhoid, and should not be discarded. It should not be given to children as a routine treatment, but even in young patients it is often of the greatest service. When given to adults, it is well to begin with very small doses, and to increase these as the patient grows weaker or as the fever continues to progress. Too much should not, however, be given, and if the dosage has been too large at first, it can not be increased as needed later on. In habitués, alcohol will be needed from the outset.

The form of alcohol to be used is largely dependent on the patient's taste. As a rule, good old whisky, properly diluted, is best. Old brandy is good, but much of the brandy sold is of very inferior quality. The red wines are useful, especially when there is diarrhea, and the old white wines are excellent if the patient cares for them. The brandy-and-egg mixture previously mentioned is very useful.

Each case of typhoid should be made an individual study and the diet arranged accordingly. A physician who prescribes a routine treatment in each case is not doing his duty. The amount of food should be increased or decreased and the char-

acter of it altered as occasion demands. If the patient receives insufficient food early in the disease, the loss of weight will be much greater than it should be.

**Care of the Mouth.**—This is of primary importance. If begun early and persisted in, many undesirable mouth conditions can be avoided. If the mouth is in good condition, the patient can, as a rule, take his food easily; if it is not, the greatest difficulty may be experienced. After each feeding the mouth should be cleansed carefully, a proceeding that should never be neglected. If the patient is strong enough, he may rinse the mouth with a mild antiseptic solution—the prescription given in the section on Tuberculosis is an admirable one. Boric acid solutions to which a little glycerin and lemon-juice have been added or one of the prepared mouth-washes diluted with water may be used; diluted hydrogen peroxid is also serviceable. If the patient is too weak to do this, the nurse should swab the mouth. The physician should assure himself that the nurse is carrying out his orders in this regard, for careless nurses are often apt to neglect this.

**Diet in Digestive Disturbances.**—In cases where the food is rejected or badly borne it is necessary to give the stomach absolute rest for several hours or more. Then very small quantities of egg-water, barley-water and lemon-juice, or similar preparations, may be given. Panopepton and the liquid beef preparations are useful in this condition, and may be served with cracked ice or diluted with water. Weak tea or red wine and water in small doses are useful, especially if there is diarrhea.

Diarrhea is often caused by the use of milk in which there are large numbers of bacteria. Where diarrhea persists, the milk used should be examined and sterilized or pasteurized milk used. The effect of using pasteurized milk in such cases is often very striking, as has been shown by Edsall.

For the diarrhea an ice-bag to the abdomen has been highly recommended, but is seldom well borne. Instead, cloths moistened with cold water may be used.

For the painful and troublesome accumulation of gas in the intestine either the ice-bag or the cold applications may prove beneficial. The authors have obtained excellent results from the use of turpentine stupes, but these have failed in the hands of many physicians. When the meteorism is due to the imperfect digestion of starch, the carbohydrates should be reduced or withdrawn; when it is due to milk, the form in which this is given should be changed or it should be withdrawn altogether for a time.



**Hemorrhage.**—When hemorrhage from the bowel occurs, the intestinal tract should be given absolute rest for a number of hours. An ice-bag, cold applications, or a cold-water coil should be placed upon the abdomen. To relieve the thirst the patient may be allowed to suck small bits of ice, or ice-cold water or cold tea may be given in spoonful doses. After some hours the patient may be given a teaspoonful of cold milk, and this may be repeated every two or three hours. Beyond this, if the bleeding is severe, the intestinal tract should be given complete rest for twenty-four hours or longer. Opium or morphin may also be used. The return to the regular fever diet should be made gradually and with caution.

**Perforation.**—When perforation occurs, all food should be discontinued and surgical treatment instituted, or where this is not possible, large doses of morphin or opium may be prescribed. Following operation the diet will be that of any bowel perforation that has been operated upon. If the patient rallies without surgical intervention, or when this has been found impracticable, food may be given after an interval of twenty-four hours, but only in very small quantities at sufficiently wide intervals. It is best to begin with teaspoonful doses every three hours, and if the food is retained, this may gradually be increased. Usually food is rejected, and when this is the case, the stomach should be given complete rest, for feeding only tends to aggravate the condition.

**Convalescence.**—The diet during the first weeks of convalescence requires as much care and attention as it received throughout the febrile period; in fact, since these patients often develop a ravenous appetite, born of several weeks' milk diet and fever, even greater care is necessary. The patient's wishes should in no wise govern his diet, and relatives and friends should be cautioned against giving the patient anything not ordered by the physician. Many a relapse and death has been caused by the misguided kindness of friends and relatives in this respect.

When there has been severe bowel disturbance, the patient is to be kept on a liquid diet until the ninth or tenth day of the afebrile period. After mild cases, where there has been but little bowel disturbance, changes may be made in the diet after the fifth or sixth afebrile day. In these mild cases the greatest caution is required, as they are often quite as apt to do badly as are the severe ones, and the attendants are much more likely to be careless in carrying out instructions.

The first addition to the dietary should be made by giving a

piece of zwieback over which hot milk or cream has been poured. If desired, milk-toast, milk and crackers, or junket may be substituted for this. If this is well borne, other articles, such as soft-boiled eggs or the soft part of oysters if they are in season and can be obtained fresh, may be added from day to day. Thickened meat broths containing well-boiled rice or vermicelli may be given. Finely scraped raw beef, reduced to a pulp in the manner suggested for tuberculosis patients, also lends variety.

Tender meats, vegetables, and bread-stuffs in increasing quantities may be allowed. Roast chicken, squab, or partridge, boiled (white) fish, such as trout; of the vegetables, spinach, cauliflower tops, asparagus-tips, purées of peas, carrots, or tender string-beans or artichokes, well-cooked rice, and baked potato mashed and served with cream or dish gravy; toast, zwieback, crackers, and the crust of bread may all be permitted. If the condition of the bowel permits, fruit-juices may be allowed, as well as a baked apple, apple-sauce, or junket flavored with fruit. Other sick-room delicacies may be ordered at the discretion of the physician. Chops, tender steak, and roast beef may generally be given in the third afebrile week (very finely divided meat may be allowed much earlier), and the diet gradually changed until the ordinary diet is resumed. For some time after an attack of typhoid the patient should be instructed to exercise care in the selection of his diet, and especially to avoid all food such as green fruit, green corn, crabs, and the like, that is likely to cause diarrhea.

The following menu for the first week of convalescence may serve as a guide to the inexperienced physician, and may be altered to suit the individual case. It may be begun about the fifth or sixth afebrile day in mild cases, and about the ninth or tenth in severe cases. Milk should form the bulk of the diet at this period.

*First Day.*—Milk-toast or zwieback covered with hot milk or cream or crackers and milk. Beef-juice.

*Second Day.*—Chicken broth thickened with rice or vermicelli. (The rice should be boiled thoroughly.) Soft parts of several oysters, or a very lightly boiled egg.

*Third Day.*—Junket, a meat broth thickened with well-cooked barley (boiled at least three hours), with barley flour, or with stale bread-crumbs. Wine-jelly. Scraped raw beef.

*Fourth Day.*—Lightly boiled or poached egg. Arrow-root, barley gruel, or milk-toast. Chicken-jelly.

*Fifth Day.*—Junket, a little well-boiled rice with a small



amount of finely divided roast chicken, squab, or partridge, preferably the white meat. Apple-sauce if bowels permit.

*Sixth day.*—Scraped beef, poached egg, calves'-foot jelly. A baked custard. A piece of toast or zwieback.

*Seventh Day.*—A small piece of finely divided broiled chop or steak, baked potato. A baked apple. Well-boiled rice and cream for breakfast. Junket for supper.

#### ATYPICAL TYPHOID.—COMPLICATED TYPHOID.

There are two classes of cases in which especial attention to the diet is required. These are: (a) atypical typhoid, cases where the fever persists for weeks as practically the only symptom; and (b) those cases that have run their course, but where, owing to some complication, most frequently the presence of pus, the fever remains high.

The first class are often associated with extreme emaciation, and the fever may be regarded as a true inanition fever. In others the emaciation may not be extreme, but the fever may persist, and may not disappear until the patient is allowed to sit up. In these cases, after sufficient time has elapsed for healing of the intestinal ulcerations to take place, and if there are no other symptoms forbidding it, the diet may be increased in the same way as during an ordinary convalescence. If an exacerbation of the symptoms occurs and the fever increases, it is an indication that too much food is being given.

In the second class of cases there may be extreme emaciation, with the development of abscesses or furuncles. These patients may be benefited by an increase in the diet, for some of them do not seem to be able to assimilate sufficient nourishment from the food-supply to make up for the waste.

In any case where there is fever the diet should be watched carefully and no changes be made unadvisedly.

#### TYPHUS FEVER.

The diet in this disease is the same as in all acute fevers; typhus requires no especial precautions, such as are needed in typhoid. During the acute stage of the disease the diet should be liquid, milk being best. When this is not well borne, liquid substitutes, such as are used in typhoid, may be given. The food should be administered at regular and sufficiently frequent intervals—every two, three, or four hours, according to the quantity the patient is able to take at one time. A quart of milk and a pint of animal broth may be considered a fair amount of food for one day. Water should be given freely.

Curschmann calls attention to the fact that eggs are better borne in typhus than in typhoid, and recommends that several be given every day. He also advises the use of solid food, even during the period of fever, if the patient is able to masticate and swallow. He allows rolls, zwieback, chicken, and chopped meat.

As a rule, the patients require a supporting and a stimulating diet from the outset. Alcohol may be given when the pulse and the general condition demand its use. Black coffee, especially when there is a tendency to stupor, is also to be recommended.

Complications are treated in the same way as when they occur in typhoid. During convalescence the diet should be increased as rapidly as possible, the usual care being observed (see the section on the Diet in Fevers). Alcohol in some form is generally necessary at this time. The form in which it is to be given may be governed by the patient's taste, and the amount should be carefully regulated by the patient's condition.

#### SMALL-POX.

The diet in small-pox is similar to that recommended in other acute fevers. The only point to be noted especially is that the supporting diet should be begun early, as in the severe cases the extensive suppuration makes a large drain on the patient's system.

During the first stage of the disease there is little desire for food. The diet should be liquid, and consist of milk, broths, albumin-water, and the like. Intense thirst is generally present, and this may be relieved by water, lemonade, or the carbonated waters.

When the initial fever subsides and the patient feels improved, it is well to allow any light nutritious food he may desire—milk, eggs, chops, steak, or rare roast meat; bread or toast; and the more easily digested vegetables, such as well-cooked potato, spinach, celery, asparagus-tips, cauliflower tops, and the like are all suitable.

When the second period of fever comes on, a return to the liquid diet may again be made. The diet should be as ample as possible, and the food be given at regular intervals every two or three hours during the day and every three or four hours at night. Milk, plain or peptonized, milk-punch, raw eggs, egg and sherry, and the various combinations and dishes made of eggs and milk should be given. Broths, beef-juice, and the like may also be added (see Recipes in Appendix). When there is marked dysphagia, as there is apt to be in all severe cases, the



food is best given cold, at more frequent intervals, and in smaller quantities. Rectal feeding may be resorted to in some cases.

In severe cases alcohol is required, and may be given from time to time as the condition of the patient demands. Whisky, brandy, and port wine are, as a rule, borne best; the whisky or brandy should be given in diluted form, combined with a small amount of glycerin or syrup to avoid irritating the throat. Stimulants may be added to the milk, or they may be given in the form of milk-punch or egg-nog, according to the patient's taste. Alcohol should not be given as a routine practice in all cases, as was formerly done. Mild cases and even those of moderate severity, in patients under twenty, usually require little or no stimulation.

During the convalescence the diet may be increased rapidly. As soon as the fever declines, meat may be added to the dietary, and when the appetite and digestion allow, other articles of diet may be given.

#### SCARLET FEVER.

Some difference of opinion exists regarding the value of diet in preventing nephritis in scarlet fever. A careful study of these cases, however, has led to the belief that a strict milk diet during the height of the disease and a mixed milk and farinaceous diet during convalescence are by far the safest. Ziegler, reporting an experience of twenty-one years with 231 cases kept on an exclusive milk-diet, did not have a single case of nephritis. Previous to that time, on a mixed diet, half his cases developed nephritis. Our own experience, whilst much smaller, has been otherwise like that of Ziegler. The milk should be diluted with lime-water or with a carbonated water; if it disagrees, it may be peptonized, either partially or completely. Kumiss or buttermilk, particularly the former, may be given as a change. Although they may refuse it at first, children often learn to like kumiss. If milk becomes distasteful or disagrees, it may be mixed with barley-water or arrow-root gruel, or these may be given plain. Oyster or clam broth, the oysters or clams having been strained out, makes a pleasant change.

For the thirst, which is generally great, plain or carbonated waters, barley-water, orangeade, or lemonade may be given freely. A level teaspoonful of cream of tartar stirred into a glass of lemonade is a useful diuretic drink if albuminuria is present.

Plain vanilla ice-cream or a plain lemon ice may be given in small quantities. Finely shaved ice, also in very small quan-

tities, and flavored with a little lemon- or orange-juice, often makes a most grateful addition if angina is marked.

Jaccoud and Baginsky insist that scarlatinal nephritis may generally be averted if a milk diet is adhered to for several weeks in all cases. It is a good plan to let the diet in all cases be as simple as possible for three weeks, and then to make additions to it from day to day. If there is albuminuria or nephritis, a milk and farinaceous diet, as recommended in nephritis, should be adhered to. If there has been a severe albuminuria, without casts, or if symptoms of nephritis have appeared, the diet should be liquid for a month or six weeks, the urine being carefully watched in the meantime. Owing to carelessness in regard to the diet, mild cases of scarlatina may be followed by severe nephritis.

In all cases the diet should be gradually increased from day to day during convalescence; the following may serve as a guide to the order in which this increase may be made: Milk-toast, junket, custard, farina pudding, oranges, rice-pudding, baked apple, bread and milk, sago or tapioca pudding, with or without apple, corn-starch pudding, boiled custard.

The return to meat is best made by allowing a small quantity of boiled or baked fish, the soft parts of oysters, very soft-boiled eggs first and then the lightest and most easily digested meats, chicken, raw or very rare beef in minute quantities, and the like.

During the height of the disease and throughout convalescence meat-extracts should be avoided, as they contain large quantities of meat extractives, which are liable to irritate the kidneys.

Rest in bed should be insisted upon until the fever has been absent at least a week. In mild cases of scarlet fever stimulants are not required; but in the severe cases, where there is adenitis, marked angina, or sepsis, alcohol may be used as the heart and general condition indicate the need for it. (See Alcohol in Fevers.) Strychnin and digitalis are also useful.

#### MEASLES.

In measles the diet is similar to that of any acute fever. The food of infants, if bottle-fed, should be more dilute than usual; for older children an exclusively liquid diet is indicated.

Milk, soups, and broths may be allowed, and these may be peptonized if necessary. The food should be given at regular intervals, these depending on the amount given at each time—generally two, three, or four hours apart.

Thirst may be allayed by water, plain or carbonated, orange-



ade, lemonade, and the like. The return to a solid diet should be made gradually. Alcohol may be used if necessary. When gastro-intestinal disturbances supervene, they should be treated in the customary way. (See Feeding in Fever.)

#### MUMPS.

While fever or swelling exists the diet should be liquid. During convalescence some solid food may be taken. Care should be observed to avoid all acids and astringents, as these may cause extreme discomfort and even intense pain.

#### WHOOPIING-COUGH.

In all cases of whooping-cough the diet and the bowels require the closest attention.

If the child has any tendency to the so-called "mucous disease" or to intestinal disturbance, this is almost sure to manifest itself during the course of the disease, as all the mucous membranes are apparently affected. Attacks of indigestion and the abdominal distention that usually follows may increase the number of paroxysms. There is always a tendency to vomit. This usually occurs with or after the paroxysms of coughing, but the pharynx may become so irritable that vomiting may be excited by the taking of food, drink, or medicine. Any drug that tends to produce nausea should carefully be avoided.

The diet for children under two years of age should be fluid. Milk, diluted with lime-water or a carbonated water, or peptonized, should be the mainstay. Broths, albumin-water, and barley-water are also useful. In children who are weak or in whom vomiting is severe, some of the predigested liquid beef preparations, well diluted with water, may be given. These are stimulating and contain considerable nutriment.

Children over two years of age, if the case is severe, should be put on a liquid diet. If food is retained and vomiting is not troublesome, semisolid food may be given; if this causes no disturbance, easily digested solid food may be allowed. Kumiss is sometimes of value, and custards, barley, oatmeal, or arrow-root gruels, broths, junket, and the like are useful in varying the diet.

If much difficulty is experienced in feeding the child, the food should be given in small quantities every two or three hours. If vomiting persists, the measures recommended in the section on Vomiting may be tried. If a meal is vomited, it

may be repeated after a short interval. Children with mucous disease should receive the diet recommended for that condition.

In weak children and in protracted cases alcohol may be needed. This may be given in the form of liquid beef peptoids, panopepton, milk-punch, egg-nog, or sherry and albumin-water. In many cases it is desirable to give only the stimulants, and in these cases whisky and sweetened water or wine may be given. A good matured whisky is usually the most satisfactory, as the dosage is easier to manage and the effect more constant. In very severe cases nutrient enemata may be necessary.

It has been held by some that diet has a specific influence on the course of this disease. Hannon claims to have cured cases in two weeks by a "tonic diet" that consisted of roast-beef with toast and pure Maderia or port wine in the morning; biscuit and wine at noon; meat broth, roast meat, toast, and wine in the afternoon; wine in the evening, and cold water at night. He allowed no milk, vegetables, soups, or puddings.

#### INFLUENZA.

The diet in this disease should be that recommended in all acute febrile conditions. During the height of the disease the food should be liquid, and be given in small quantities and at regular intervals. As the condition improves a return to a semisolid diet and then to solid food may be made. Convalescence is apt to be slow and tedious, and during this period easily digested nutritious food should be given in as large quantities as the patient can digest. Milk and eggs, either alone or combined in the form of egg or egg-nog, may be given between meals. Alcohol is usually indicated throughout the disease, and may be given in the form of whisky and water, wine, or malted liquors, according to the condition and taste of the patient. If convalescence is slow, a change of air will often facilitate recovery and restore the appetite and strength.

#### MENINGITIS AND CEREBROSPINAL FEVER.

In these diseases the diet is that of all acute fevers. The food may be liquid or semisolid, and should be given at regular intervals. If the patient is able to swallow, several ounces may be given at a time every two or three hours. If swallowing is difficult, small quantities of predigested food may be given at very short intervals—every half-hour, or if it is given only a teaspoonful at a time, as frequently as every fifteen minutes. In these cases the food may be given with a teaspoon or a med-



icine-dropper. In some cases, where it does not excite convulsions, a stomach- or nasal tube may be used.

If the patient is able to swallow, liquids and semisolids are indicated. Water may be given freely, and as the patients are often unconscious or only semiconscious, water should be given as a routine. This is a matter that is frequently neglected.

Alcohol may be used when the pulse and general condition indicate the need for stimulation. During the acute stage it is usually not required, and when given too early may intensify the cerebral symptoms. As the patient's strength fails it is demanded in increasing quantities.

The convalescence is to be managed as after any acute fever, and an abundance of food should be allowed.

#### DIPHTHERIA.

The feeding of diphtheria patients is carried out along the same lines as those laid down for acute fevers in general. Owing to the location of the lesion and the frequency with which intubation or tracheotomy is performed, special difficulties arise, and must be met promptly and intelligently, or the patient may succumb rapidly.

The careful management of the diet in diphtheria is of the greatest importance. If the patient's nutrition is not maintained, the body will not be able to withstand the effects of the poisons that are introduced into the circulation.

If the disease occurs in a nursing infant, Koplik advises that the milk be drawn from the breast with a breast-pump and fed to the child from a bottle or spoon. This is done to avoid infection of the breast. If the mother has been rendered immune, the danger of breast infection is very slight.

In all cases, if there is any fever, the food should be liquid, and should be given in small quantities at regular intervals. The most useful of the liquid foods are milk, plain, with lime-water or a carbonated water, or peptonized albumin-water; some form of predigested beef, as Liquid Beef Peptonoids or Panopepton; soups and gruels and the various prepared foods of which malted milk, Eskay's, or Mellin's foods are examples.

Occasionally semisolids are swallowed with greater ease than liquids; in this case any of the foods just mentioned may be thickened with well-cooked cereals or gelatin, or custards or junket may be given. Ice-cream, if plain, may be allowed in small quantities. Egg-nog and milk-punch are sometimes useful, although, as a rule, stimulants are best given alone, and not combined with the food.

If the patient can not swallow, nutrient enemata may be resorted to ; or, as recommended by Gilman Thompson, a nasal or a stomach-tube may be employed. If the latter mode of feeding is adopted, care should be taken to avoid struggles with patients whose hearts are weak.

**Intubation.**—After intubation has been done there may or may not be some difficulty in swallowing. As a rule, when the child swallows for the first time, there may be a slight cough or some hesitation ; in the majority of cases, however, this disappears as the apprehension of the child is allayed. There may be a little difficulty for the first day, but this passes off gradually as the muscles become accustomed to work under the new conditions.

Some children find it difficult to close the epiglottis with the tube in position, and hence during deglutition some of the food is likely to be drawn into the larynx or even into the lungs. This may cause dyspnea and violent coughing, or when drawn into the lung may give rise to pneumonia. This accident is not very likely to occur if perfectly made tubes are used, and if the precaution is taken to press the tube well into place before the mouth-gag is removed.

O'Dwyer believed that food that enters the tube is always coughed up and never causes pneumonia. He recommended that, if the child is old enough, he be instructed to take the food as rapidly as possible and then to cough afterward, instead of after each act of deglutition, as he is apt to do. In some children there may be a slight regurgitation through the nose. Taken all in all, the difficulty experienced in feeding these cases is small compared to the enormous benefit the child derives from the operation.

If there is difficulty in swallowing liquids, solid or semisolid food may be given instead. Castelberry, of Chicago, suggests that the child be placed with his head lower than his body. In this position swallowing becomes easy. The child may also lie across the nurse's lap with his head thrown well back and down. It should always be remembered that food may be refused because of nausea, or because the child has no desire to take anything, as well as owing to any actual difficulty in swallowing.

The diet should be the same as in non-operative cases, and if semisolids or solids are required, soft-boiled or poached eggs, milk-toast, custards, junket, bread and milk, oatmeal porridge, and similar foods may be given.

If swallowing becomes impossible, an event that occurs very



rarely, the child may be fed with the stomach or nasal tube or by means of nutrient enemata.

No especial dietetic rules are necessary for feeding tracheotomy cases.

**Postdiphtheritic Paralysis.**—In paralysis of the muscles of deglutition which may occur after diphtheria, most of the food may return through the nose; or if the muscles of the tongue as well as the soft palate are involved, deglutition becomes impossible. When this occurs, the child must be fed with the stomach- or nasal tube or by the rectum. (See Gavage).

#### ERYSIPELAS.

The diet in erysipelas is the same as in other acute fevers. During the height of the disease a liquid diet, given in small quantities and repeated at short and regular intervals, is recommended. As the patient improves a gradual return may be made to the ordinary diet.

Alcohol is useful, and patients with erysipelas, like those with septicemia, may take large quantities without producing an intoxicating effect. In the severe forms whisky or brandy may be given at regular intervals in doses sufficient to maintain the heart action. The effect of the stimulation should be watched carefully and the amount regulated according to rules previously laid down. From sixteen to twenty-four ounces a day may be required.

#### RHEUMATISM.

**Acute Rheumatism.**—The exact relation that diet bears to rheumatism has not been proved, and the statement that any special diet may act as a predisposing factor is conjectural. Improper and insufficient food are responsible only in so far as they lower the resistance of the body.

During the acute attack the management of the diet is similar to that of other acute fevers. Some diversity of opinion exists as to what constitutes the best diet in these cases. Cheadle allows animal broths, and says that he has never seen any advantage result from cutting them off entirely. Senator prescribes a somewhat more liberal diet than is given in other acute fevers.

During the acute stage the safest place is to put the patient on a milk or on a milk and farinaceous diet. If the patient can not take milk, oyster or clam broth, preferably without the oysters or clams, raw oysters, milk-toast, barley or arrow-root gruel, buttermilk, kumiss, and, if these are not sufficient, soups

and broths, may be given. It is well, so far as possible, to avoid animal broths, and meat-extracts are contraindicated.

Thirst is usually a prominent symptom, and for this bland or acid drinks may be given freely. Lemonade is generally serviceable, especially since lemons have been advocated in the treatment of the disease. Carbonated water or Vichy may be used, and milk and carbonated water, buttermilk, or kumiss may be tried.

Until convalescence is fully established,—that is, for a week or ten days after the fever has subsided,—the patient should be fed only milk and farinaceous food. The return to solid food should be gradual. Fish, oysters, and eggs should be added first, followed by chicken and later by other meats. Vegetables may be added at the same time, the more easily digested, such as well-baked potato and well-cooked spinach, cauliflower tops, stewed celery, and the like, being chosen first. Sweets are to be avoided, but fresh fruit may be taken. The patient's strength should be fostered, and if there is anemia, the return to the more easily digested animal foods should not be delayed too long.

The meals should not be of sufficient size to tax the patient's digestion, and may be supplemented by two or three extra glasses of milk a day, served with a piece of toast or a biscuit, or by an egg-nog or a cup of vegetable broth.

Alcohol is contraindicated in the acute stage of the disease, but may be prescribed for very weak patients and where cardiac complications indicate its use. During convalescence, if there is continued weakness, it may be employed.

**Chronic Rheumatism.**—Where the disease is chronic, the diet should be as nourishing as possible. As a rule, sweets and meat are best avoided. Fish, eggs, oysters, and the lighter meats, all farinaceous foods, and the more digestible vegetables, particularly the green ones, may be allowed. When the patient is very weak and anemic, alcohol may be given if desired; in other cases, where the tonic or stimulant effect is not especially indicated, it is to be avoided. Care should be taken not to mistake this condition for gout or for arthritis deformans, as is so frequently done.

#### ASIATIC CHOLERA.

Infection with the cholera spirillum takes place through the mouth, and is usually caused by drinking contaminated water. Infection may also be conveyed by milk and by raw vegetables, by touching a contaminated object, and by similar methods.



The disease may be carried by flies, and thus milk and other foods may become infected.

During a cholera epidemic the following prophylactic measures are to be carried out. Only the more important ones will be mentioned here; for a detailed study of this subject the reader is referred to works on Hygiene and on Public Health:

Fatigue, mental worry, and anything that lowers the mental or physical tone should be avoided.

All exhausting exercises should be excluded, and alcohol taken but sparingly, if at all. Disturbances of the stomach or bowels should receive prompt treatment, and active purgation should be avoided.

All food should be cooked and all beverages boiled, with the exception of those bottled and known to be absolutely free from any possible contamination with the cholera spirillum. Coffee and other similar beverages should be made from boiled water. Ice should be made from distilled water, or when this is not practicable should not be used in any article of food or drink. Only boiled water should be used for cleansing the teeth.

All raw vegetables and all food, such as fish or shell-fish, that may be partly decomposed, should be avoided. Care should be taken to secure pure milk.

Any article of food liable to produce indigestion or diarrhea should not be eaten.

Since the micro-organism causing cholera will not thrive in an acid medium, acid drinks are a useful preventive measure against infection. Lemonade made with aromatic sulphuric acid or dilute sulphuric acid has been widely recommended. Ten or fifteen drops of the acid should be added to a glass of water. Phosphoric acid and lime-juice, as well as vinegar and pickles, are also used. Care should be taken not to disturb the digestion by taking too much acid, and it should be taken through a tube, to protect the teeth.

The disease is usually divided into four stages; this division is, however, arbitrary. These stages are: a premonitory diarrhea, a severe diarrhea, a stage of collapse, and a reactionary stage. The mildest cases pass through only the first and the second stage. The diet for each stage will be indicated further on. In addition to the diet, certain general indications for treatment may be mentioned. Kenneth MacLeod has summarized these somewhat as follows:

The patient should be put to bed and kept absolutely quiet. The preliminary diarrhea should be checked as soon as possible. As the circulation fails stimulants should be given. If the

temperature is excessive, it should be reduced; if the bodily heat is lowered, it should be raised.

Any persistent diarrhea should be checked; any tendency to vomiting should be relieved if possible. Thirst should be allayed, and pain and distress alleviated so far as possible.

During the stage of diarrhea little or no food should be given. Acid drinks, and sulphuric acid especially, may be administered. If food is taken, it should be given in very small quantity, and in the form of albumin-water, beef-juice or predigested beef solutions, barley- or oatmeal-water, or whey. Milk is best avoided, for if it is not digested or absorbed, it forms a most excellent culture-medium for the development of the cholera spirillum. If it is given, it should first be peptonized. Tea in small quantities may be allowed if desired, or a little red wine (claret) may be administered.

In the second stage continuous purging and vomiting generally occur. Morphine hypodermically is probably the best means of checking these symptoms. A mustard-plaster over the abdomen may give some relief, or turpentine stupes may be applied. During this stage no food should be given, for it will be rejected. Thirst should be allayed as far as possible by any of the following articles, given in very small quantities and at ten- or fifteen-minute intervals: Cracked ice, cold water, cold acid water (dilute phosphoric or sulphuric acid diluted with water), carbonated water, iced lemonade, or lime-juice. Weak tea or strong black coffee may also afford relief. If vomiting continues, thirst may be assuaged by allowing the patient to hold a little iced lemonade or iced water in the mouth without swallowing it.

If morphine does not check the vomiting, it may sometimes be relieved by washing out the stomach with normal salt solution or with weak boric acid solution. If the fluid in the patient's body is much reduced and the patient passes into the third, or algid, stage, injections of normal salt solution may be given subcutaneously or intravenously. By this means a patient is often revived, but, unfortunately, the permanent relief hoped for by this method of treatment has not been attained.

When the vomiting ceases and the severe symptoms begin to subside, small quantities of food may be given. At first a teaspoonful every fifteen minutes may be tried; and if this is retained, the quantity may be increased and the interval lengthened. Albumin-water, peptonized milk, and beef-juice or pre-



digested beef solutions should be given at first. The stomach often remains irritable for days and weeks after an attack, and great care should be exercised not to excite diarrhea or vomiting. Stimulants, in the form of small doses of iced champagne or diluted brandy or whisky, may be administered.

The convalescence should be conducted as after typhoid fever.

#### YELLOW FEVER.

This disease is usually described as presenting three stages: the period of invasion and fever, followed by a period of calm or remission. Many mild cases recover without passing into the third stage, which is merely an exacerbation of the second stage, and is accompanied by black vomit and frequently by uremia and collapse.

Almost all writers agree as to the necessity of withholding all food for the first seventy-two hours of the disease. At the outset it is well to give an enema and two or three grains of calomel, followed by absolute rest of the stomach so far as the giving of food is concerned. As most of the subjects of yellow fever are in robust health when stricken, the starvation is well borne. If food is given, it is almost certain to be rejected and to aggravate the symptoms. During this period Sternberg recommends the following mixture:

Sodium bicarbonate . . . . .	50 grains
Mercury bichlorid . . . . .	$\frac{1}{4}$ grain
Water. . . . .	40 ounces.

Of this, three tablespoonfuls are to be given ice-cold every hour; a treatment that has been highly praised. Touatre is a firm believer in the efficacy of Vichy (Célestins), and administers one or two bottles a day. Absolute rest and an abundance of fresh air are essential adjuncts to the treatment. If Vichy can not be obtained, soda-water, one dram to a quart of cold water, may be used instead.

If vomiting is severe, the stomach should be given absolute rest and salt solution be administered by the rectum; or if the rectum becomes irritable and the patient should become algid, the injections may be given intravenously, as recommended in cholera.

During the third day, if the temperature falls below 102° F., a small quantity of milk and lime-water may be given every four hours. This is more likely to be retained if taken cold.

Gruels, paps, and the like should be avoided, and nothing but milk and lime-water or albumin-water may be allowed. Tea and other beverages may excite vomiting. Anderson, however, suggests one small cup of freshly prepared tea, drawn but a minute or two, to be taken in the morning to refresh the patient. All solid food should be forbidden until convalescence is well established, as very slight indulgences have resulted fatally.

If the patient gets worse instead of better, and if vomiting begins again and the diarrhea is severe, all food will be rejected. Iced champagne, Rhine wine, or brandy and water may be administered in small quantities at frequent intervals. Black coffee may also be employed. Cracked ice, soda-water, lime-water, Vichy, or the carbonated waters may be given a trial. Thirst may be somewhat relieved by allowing lemonade or dilute acid solutions to be held in the mouth rather than swallowed. Subcutaneous injections of normal salt solution, or in very severe cases intravenous injections, may be tried. Mustard paste may be applied over the epigastrium or turpentine stupes may be ordered. Morphin hypodermically is more efficient in relieving the vomiting than any other drug.

If the severe symptoms abate, nourishment may again be attempted. A teaspoonful of albumin-water, with or without a little dilute brandy or champagne, or the same quantity of peptonized milk or of predigested beef-solution, may be given. If this is retained, it may be repeated in from twenty minutes to half an hour, the quantity being gradually increased and the interval lengthened to two hours. The stomach is apt to be irritable for days, and the food must be liquid and often predigested. Peptonized milk, albumin-water, chicken-broth without fat, and similar fluids may be given. The convalescence is to be conducted as after typhoid fever.

#### DENGUE.

The diet in this disease is that of an acute fever. For the thirst, freshly prepared and iced carbonated water may be given. Alcohol is not usually required, except in habitués, and is best avoided in the early stages. Severe cases should be treated like yellow fever.

#### MALARIA.

During the attack of an intermittent fever the stomach is generally irritable, and if food is given it is likely to be vomited.



If the patient has any desire for food, milk, broths, or gruels may be allowed. When the appetite returns, the customary diet may be resumed. The diet should be varied, and fruit and green vegetables administered to counteract the constipation that is usually present. The anemia that follows repeated attacks of malaria often requires an especially nutritious and invigorating diet, such as is prescribed in the convalescence from fevers in general.

In the prolonged and more or less continuous malarial fevers the diet is similar to that of any acute fever. Alcohol may be given in the convalescence following the severer forms. Whisky is a popular adjunct to treatment, and care should be exercised that too much be not taken and injurious habits formed.

#### TETANUS.

In all cases of this disease the efforts should be directed toward supplying the patient with the largest possible amount of nourishment. Many cases die from exhaustion, due, in part, to lack of food. The difficulties of feeding a lock-jaw patient can be appreciated only by one who has managed a severe case. Extreme emaciation and marked anemia, the result of insufficient nutriment, are generally present.

When the disease is not severe, liquid nourishment can usually be given without difficulty by allowing the food to pass between the teeth. This is rendered easier when a tooth is missing. If the teeth are so regular and fit so closely together as to keep all food out, nasal or rectal feeding may be tried. In these cases food should be given every one or two hours, and from one to several ounces should be taken at a time. Milk, which should be partially peptonized, milk-punch, egg-nog, albumin-water, panopepton and water or any reliable liquid predigested beef, meat broths, and stimulants should be administered. Milk, if it agrees with the patient and can be given in sufficient quantities, is very useful.

In severe cases any attempt to handle the patient or to feed him is likely to bring on a convulsion. This is as true of rectal feeding as of mouth-feeding. In some cases rectal feeding may be successful. In these difficult cases anesthesia may be induced by chloroform, and if the jaws relax sufficiently, a stomach-tube may be passed and a pint of predigested food and stimulant poured into the stomach. In many cases a nasal tube can be used to good advantage.

## RABIES.

The management of the diet in rabies is substantially the same as in tetanus. In most cases even the slightest movements about the patient may excite violent spasms. When this is the case, all attempts at feeding, whether by mouth, nasal tube, or rectum, must be discontinued. Osler has suggested that the throat be cocainized so as to lessen the spasms and permit the patient to swallow. Whenever possible, this should be done, but it can not generally be accomplished. If the patient is suffering from hunger, chloroform may be administered by inhalation to the point of relaxation, and food be given by the stomach- or nasal tube or by the rectum. Since all cases of rabies are fatal, the patient's sufferings should not be augmented by ineffectual efforts to administer food. One who has never seen a case of rabies can not realize the extent of the suffering that attempts at feeding may induce.

## TUBERCULOSIS.

The importance of proper diet in tuberculosis has been dwelt upon since the time of Hippocrates. Aretæus mentions the use of milk in the treatment of phthical patients. Quotations pregnant with facts relating to the value of proper food might be added from almost every medical writer of prominence. Osler sums up the matter as follows: "As a healing of a tuberculous process is largely dependent upon the state of nutrition, the question of diet becomes of the very first importance."

In a disease with such protean manifestations there are many points that must be considered. As the malady usually attacks the lungs, this section will deal principally with pulmonary tuberculosis, for if the dietetic management of a case of pulmonary phthisis is understood thoroughly, there will be no difficulty in modifying it to meet the requirements of other forms of the disease.

From the outset the patient must be impressed with the fact that diet is of primary importance in the treatment of the disease, and whenever he displays a tendency to become careless in this regard, the injunctions concerning diet must be repeated. Directions should not be given in a general way, but should be specific, covering both the articles to be eaten and those to be avoided. The time for taking food and the



amount to be taken should be carefully outlined. These points vary with different patients, but each case must be studied individually if success is to be attained. It is generally better to give written instructions concerning the diet, as the patient is apt to be forgetful, especially if he has certain strong likes and dislikes.

Care should be taken to give only such directions as the condition of the patient will warrant carrying out. A good diet and fresh air at home are to be preferred to starvation in a more suitable climate. The patient should not be permitted to spend too much of his money on railroad fare and too little on food.

The nutrition of the patient is a reliable guide as to the progress of the disease. If he is taking sufficient nutritious food, is digesting it, and is gaining in weight, the prognosis is good. If the reverse is the case, the prognosis is bad. A persistent inability to digest food is always an unfavorable symptom. Care should be taken to avoid disturbing the stomach by the use of nauseating drugs. Patients are too frequently dosed excessively with creasote, cod-liver oil, cough mixtures, and hypophosphites, while milk and eggs are not given often enough or only in insufficient quantities.

Irritability of the stomach should receive early and the most careful consideration. It is usually due to fever, anemia, the swallowing of sputum, or improper food or drugs. If due to fever, care in selecting the diet, as will be described hereafter, should be exercised. When there is marked anemia, fresh air, sunshine, good food, massage, and iron in an easily assimilable form are helpful. In all cases the patient should be instructed not to swallow the sputum, as irritability of the stomach with vomiting is almost certain to follow sooner or later. He should be questioned closely regarding the food and drugs he is taking. One should be certain that he is not taking a patent medicine in addition to what has been prescribed for him. "Quick cures" are always attractive, and are often indulged in secretly, to the great detriment of the patient. A suspension of all drugs from time to time will do much to relieve the overdosed stomach. In some individuals irritability and nausea may be brought on by the too continuous administration of any one drug.

The appetite, since it is generally poor and capricious, is not a good guide as to the amount of food to be taken. In most cases more food can be digested than the appetite demands. While this is so, the desires of the patient should, nevertheless,

be consulted so far as possible, and more good can generally be accomplished by humoring the patient's reasonable demands than by combating them. The character of each patient should be studied, and in this condition particularly tact plays an important rôle. A nurse or a physician with natural tact and sympathy will often manage to get sufficient food into an intractable or capricious patient where skill and want of tact would fail completely.

Other factors to be considered are the nationality and the usual mode of life of the patient. Many of the diet-lists intended for tuberculous patients are taken from the works of German writers. A German or a German-American might thrive upon these, whereas an Englishman, a Frenchman, or an American would find it difficult to take some of the articles advised.

In the choice and preparation of food the utmost care should be exercised. Detweiler's saying, "My kitchen is my pharmacy," holds in these cases. The food should be prepared simply, and yet should be varied and made as tempting as possible.

The stomach and intestine should be watched, and constipation promptly relieved. Patients who are taking large quantities of food and resting much of the time are apt to be costive. Sugars and starches are rarely well borne. This may be due to the presence of catarrhal conditions of the bowel, but may also be true even when catarrh is not present. Young, growing girls often crave sweets, and when this craving is indulged in to excess, the stomach and digestion become disordered.

While sufficient food should be given, an excess is injurious, and each patient should be watched carefully. Not more should be given at one time than the patient can digest with ease. Bardswell and Chapman, in their studies on metabolism in tuberculosis, found that some patients who were taking very large quantities of food and were gaining in weight were excreting excessive amounts of urea—over 900 grains daily. These patients generally maintained their normal weight, and the disease appeared to be quiescent. For economic reasons they were obliged to reduce the diet of the patients, and found that, instead of producing disastrous results, a gain in weight and general improvement followed. These patients, of course, were being somewhat overfed.

Rest is important, and the patient should be instructed to



rest before and after meals; if he is not receiving the combined rest and diet cure, to be spoken of later, he should lie down at least half an hour before and after meals.

Coughing is sometimes excited by the taking of food. If this is due to laryngeal involvement, it should be managed according to directions given under Diseases of the Larynx. When it is due to the pressure of an overfilled stomach, the meals may be smaller and closer together. Gavage or feeding by means of a soft-rubber tube may be employed in those cases that vomit everything they eat because swallowing brings on a spasmodic cough.

The care of the mouth is of great importance. It is well to rinse the mouth before and after eating. The teeth also should be kept scrupulously clean. Knopf advises the use of the following mixture after meals:

R	Essence of peppermint . . . . .	℥x.
	Oil of wintergreen . . . . .	℥xv.
	Thymol . . . . .	gr.xv.
	Benzoic acid . . . . .	ʒij.
	Tincture of eucalyptus . . . . .	ʒij.
	Alcohol . . . . .	ʒxv.

M. Half a teaspoonful in a glass of water to be used as a mouth-wash.

#### **Foods to be Used by Tuberculous Patients.—**

**Milk.**—This is one of the most important articles of diet for the tuberculous patient. Unless some special reason exists, milk should always form a part of the diet. It may be taken with the meals or be given between the intervals of feeding. It is of the utmost importance that the milk be sipped slowly, and not swallowed quickly in large quantities. The milk may be taken plain, or may be modified in various ways. Lime-water may be added, with or without the addition of cream; carbonated water may be mixed with it, or the milk may be peptonized. Buttermilk or kumiss may be taken if desired.

**Eggs,** when they can be taken in sufficient quantities, are also of the greatest value. In certain cases, however, they may not be well borne. If the entire egg can not be taken, the whites alone may be given. Egg-albumin often renders most efficient service in helping to nourish these patients. The whites of from six to twenty-four eggs beaten up lightly and strained through a cloth may be taken daily. A very small pinch of salt and a little lemon-juice or other flavoring substance may be added. Given in this way, a large number of eggs can easily be taken, and are almost invariably well borne.

If the patient can digest the eggs entire, they may be very lightly boiled, or, as a change, they may be made into a light omelet or poached. Hard-boiled and fried eggs should not be eaten.

**Meat.**—Meat of all kinds, if properly prepared, may be eaten; but “high” game, highly seasoned dishes, and twice-cooked meats should be avoided. Beef and mutton are the most suitable varieties. Raw meats, especially raw beef, have been highly extolled by French writers. The experimental work of Richet and Héricourt on dogs, tending to show the value of raw meat, has been much criticised. Cornil and Chantemesse recently contributed to this subject by their experiments on dogs. Placed under similar conditions, some of the animals were fed on raw meat and others on cooked, and both series were inoculated with virulent tubercle bacilli. The dogs fed on cooked meat all died in a short time of tuberculosis, while those fed on raw meat lived. Some of the animals, at the time in apparent good health, were killed and showed tuberculous deposits. Others lived in apparent good health, and on being killed a year later showed tuberculous deposits in a condition of healing.

Galbraith has recently shown that the exhibition of raw meat is followed by a marked increase of nitrogen retention, provided the heat value and nitrogen of the diet exceeded the actual requirements of the individual per kilo. of body weight. He also found that there was an improvement in the intestinal metabolism, and this improvement lasts some time after the return to the use of cooked meat. In Galbraith’s patients there was a rapid increase in the hemoglobin, and the digestive leukocytes was remarkably increased.

Grancher suggests that for tuberculous patients the raw meat be given in the form of a finely divided pulp. This is prepared by scraping the meat with a knife, which will result in a mass of shredded meat-fiber. This is placed in a mortar and pounded and rubbed with a pestle until quite smooth. It is then pressed gently through a sieve to remove any larger particles. This raw meat-pulp is very easily digested and highly nutritious. It may be given in various ways, as spread on sandwiches or given in milk or in warm bouillon. It may be mixed with purées of various kinds or with vegetables, or, in the case of children, with small quantities of preserves. It may be rolled into balls and so easily swallowed, or it may be served with an egg, with anchovies, or with pickled herring.



**Meat-juice** is also of great value. This may be prepared according to any of the recipes given in the Appendix, or the juice may be expressed from beef by means of a meat-press. Good round steak should be very slightly broiled, cut into small cubes, and the juice pressed out. With a good press about eight ounces of juice can be extracted from a pound of meat. This should be seasoned and heated by placing the vessel containing it in warm water. Care should be taken not to heat it too thoroughly, or the albumin will coagulate and the juice be spoiled. Freshly prepared beef-juice is always preferable, but when this can not be obtained, liquid beef peptonoids, predigested beef, or Mosquera Beef Meal may be employed.

J. C. Roux and Josias have used the raw-meat cure in children with good results. No cooked meat was allowed these patients.

For patients who can not or will not take raw beef, very rare steak, roast-beef, or beef soup should be prescribed.

**Fish.**—Fresh fish, boiled, broiled, or baked, may be allowed. Both oysters and clams from which the hard portion has been removed may be eaten, preferably raw, but they may also be given stewed, roasted, or broiled.

**Cereals.**—Where these can be digested, they are of value. In the early stages of the disease they serve not only as nutriment, but also aid in regulating the bowels, and are usually easily digested. If there is constipation, they are of especial value. Oatmeal, wheaten grits, cornmeal mush, and rice and milk are the most suitable forms.

**Vegetables.**—Any of the easily digested vegetables may be allowed. They should be steamed or cooked with as little water as possible, to avoid dissolving out the salts, which, together with much of the nutriment, are thrown away with the water.

**Bread.**—Wheat or rye bread, or mixtures of both, may be used. Zwieback is of great value. All hot breads, pastry, and cakes should be avoided.

**Fruit.**—All fresh and preferably ripe fruit may be allowed in moderation. It should be taken the first thing in the morning or as a dessert. Baked apples and oranges are well borne and useful, and grapes, peaches, pears, and other fruit in season may be allowed.

**Fats.**—In tuberculosis, when fats and oils can be taken and absorbed, the prognosis is always much better than when these can not be tolerated. While they are of the greatest value in

treatment, care should be taken not to disturb the patient's digestion by forcing more fatty foods into the dietary than the stomach will tolerate. Most patients, however, soon acquire a dislike for fats of all kinds. They are best given in the form of cream and butter; the yolks of eggs, crisp fat bacon, and olive oil are also useful. Cod-liver oil is really as much a food as a medicine. Either the plain oil or an emulsion may be used, and the doses should be small to begin with and gradually be increased. A common mistake is to administer the oil in excessive quantities. Only perfectly sweet fresh oil is to be used, as rancid or stale oil may disturb the digestion. Its use should be discontinued from time to time. Children bear oil better than do adults. If there is a tendency to diarrhea, fats and oils must be used with caution.

**Alcohol.**—There is much diversity of opinion concerning the influence of alcohol on tuberculosis. Three views have been expressed, and each has its supporters:

1. That alcoholism is antagonistic to tuberculosis.
2. That alcoholism exerts no special influence on the individual as regards tuberculosis.
3. That alcoholism definitely predisposes to tuberculosis.

The last view has the largest number of supporters, as alcoholism probably renders the body more susceptible to all infections. Osler has stated his opinion as follows: "It was formerly thought that alcohol was in some way antagonistic to tuberculous disease, but the observations of late years indicate clearly that the reverse is the case, and that chronic drinkers are much more liable to both acute and pulmonary tuberculosis. It is probably altogether a question of altered tissue-soil, the alcohol lowering the vitality and enabling the bacilli more readily to develop and grow."

Concerning the use of alcohol in the treatment of tuberculosis, it may be said that, except in the last stages of the disease, it is best avoided. Nationality and habits, however, must not be disregarded. To those habituated to the use of a glass of wine or beer with their dinner, this may be allowed. The quantity taken must be limited to the smallest reasonable allowance. This will vary with each individual.

Patients who are gaining in weight or who are in good condition are better off without alcohol. Those who are going down-hill may often take light wine, beer, or well-diluted spirits with advantage. Of the last, well-matured, pure whisky is the best.



Patients with high fever who are in an exhausted condition may be given alcohol freely, following the same rules as were laid down in the general consideration of fevers. In these cases alcohol is given as a food, and is, as a rule, very well borne. In these advanced cases pure whisky well diluted is perhaps the best form of alcoholic stimulant, but the patient's taste may be consulted in this respect.

**Other Beverages.**—The usual beverages may be given in moderation. In chronic tuberculosis cocoa may be taken night and morning with good effect. Tea or coffee may be allowed in small quantities unless they produce unfavorable symptoms. Milk and milk-punch, buttermilk, lemonade, or orangeade may be used, and malt extracts are often of benefit.

**Number of Meals.**—Food may be given from three to six times daily. On rising, milk may be taken, or, if desired, a cup of bouillon instead. This may be followed by breakfast, and about the middle of the morning a glass of milk, egg-albumin, beef-juice, or broth may be given with a cracker or a piece of toast.

A midday dinner should be the rule, and during the middle of the afternoon a light lunch of scraped beef, milk, or some similar food may be given.

Supper may be taken at a convenient evening hour, and before going to bed a glass of milk may be drunk. If desired or if deemed necessary, a small amount of liquid nourishment may be taken during the night if the patient awakens. As a rule, however, it is well to give the stomach a full night's rest. In severe cases, where only small quantities of liquid or semi-solid food are taken, the intervals should be shortened to every two or three hours.

**Feeding Advanced Cases.**—In advanced cases patients may generally be permitted to select their diet. These patients can often eat hearty meals with a relish and apparently digest them without difficulty. As a rule, their diet must be light, liquid, or semisolid. The same principles may be applied here as in feeding fever cases, with the exception that the patient's desires should, as far as possible, be gratified.

**Phtthisis Cures.**—Various diet cures have been advocated for the relief of phtthisis, and these are referred to under the head of Diet Cures. The benefit which follows their use is due largely to the fresh air and abundance of food they prescribe.

**Daremborg's Dietary.**—In 1883 Daremborg recommended the following diet for tuberculosis patients :

Meat . . . . .	600 grams.
Bread . . . . .	300 "
Two eggs, butter or fat . . . . .	80 "
Potatoes . . . . .	100 "
Rice, macaroni, maize, peas, or lentils . . . . .	300 "
Beer . . . . .	1 liter
Milk . . . . .	$\frac{1}{2}$ "

**Detweiler's Dietary.**—The following is the schedule in use in Detweiler's Sanitarium :

7-8 A. M. : Coffee, tea, or chocolate, biscuit and butter or bread and butter. A glass of milk taken in small sips.

10 A. M. : One or two glasses of milk taken in small sips, or bouillon with an egg, bread and butter, or cold meat with bread, butter, and wine ; if possible, a glass of milk.

1 P. M. : Dinner—roast, vegetables, dessert, wine and seltzer.

4 P. M. : Milk, kumiss, or bread and butter with wine or cognac.

7-7.30 P. M. : Hot meat with potatoes, rice, noodles, cold meat, fine sausage, poultry with salad, preserves, and wine.

*Late in evening* : A glass of milk with two or three spoonfuls of cognac.

According to Munk and Ewald, the foregoing diet represents about 3000 calories a day. Such a diet is much better suited to a German than to an American stomach.

**Weber's Dietary.**—The following is taken from the Croonian Lectures for 1885 :

At 7 o'clock, or earlier, while still in bed, a cup of milk, with a dessertspoonful or a tablespoonful of cognac, or with lime-water, or with a small quantity of tea or cocoa, and a small piece of bread and butter.

At half past 8 or 9, after dressing, breakfast of milk, with some slightly stimulating addition, as tea, coffee, or cocoa, bread and butter, or bacon, ham, or fish.

At 11, a tumblerful of milk or kumiss, or sometimes a cup of broth or beef-tea, or a sandwich and a glass of wine.

At 1 or 1.30, a substantial meal of meat, poultry, fish, or game, with fresh vegetables, some light pudding or cooked fruit, and a glass of wine.

At 4 o'clock a glass of milk or kumiss, or a cup of tea or coffee containing an abundance of milk, and some bread and butter or plain biscuit.



At 7 P. M., another substantial meal, similar to that in the middle of the day.

At 9.30 or 10 P. M., on going to bed, a cup of milk, bread and milk, or milk with some farinaceous food, as Hart's, Liebig's, Nestlé's, or Mellin's. At this time, if there are night-sweats, the addition of a tablespoonful of brandy is very useful.

**Gastric Irritability.**—Gastric irritability is a troublesome symptom in many cases of tuberculosis. Care in avoiding nauseous drugs and preparations will have much to do in preventing it. The patient must also be enjoined strictly not to swallow the sputum. If the attack is severe, the patient should be placed on a liquid diet, consisting chiefly of milk in some form, diluted or peptonized. Buttermilk and kumiss are valuable in this condition and are often well borne. Fresh meat-juice and broths may be allowed, and the various peptonized dishes mentioned in the Appendix may be given to lend variety to the diet. Scraped meat mixed with milk or prepared in the form of small balls is often of service. The predigested liquid beef preparations are useful, and may be given diluted with water. Pano-pepton poured over crushed ice is sometimes retained when everything else is rejected. Egg-albumin is also usually retained.

Alcohol may be used in the later stage of the disease or when the patient is very weak. Old brandy mixed with a small quantity of a cold carbonated water or teaspoonful doses of iced champagne are advised in the very serious cases. Larger doses may be given in the less severe cases.

Food and drink should be given in small quantities at short intervals—one to four ounces every two or three hours, or twice as much at longer intervals. The quantity taken should be measured carefully and recorded, as otherwise the patient may receive an insufficient diet or be given a superabundance. In severe cases washing out the stomach gives more relief than any other procedure. In less severe cases a glass of hot water with or without sodium bicarbonate may be taken on rising, and at least half an hour before eating, or preferably an hour before.

If no food is retained, forced feeding by means of a stomach-tube may be tried. This is known as Débove's method. Large quantities—8 to 16 ounces—may sometimes be retained when given by the tube that, if swallowed, would be rejected at once. If the severe form of irritability persists, rectal feeding may be resorted to.

**Fever.**—If there is fever, the question of feeding the patient should be carefully considered. If there is much irritability of the stomach, the general rules for feeding fever patients may be followed. If digestion is not disturbed and the appetite is good, the patient may be allowed a light diet, of which milk should form a large part; as a rule, it is best given cold. The usual liquid food may also be allowed. Soups, white meat of chicken, raw or rare roast-beef, or underdone mutton are indicated. Boiled, broiled, or baked fish and oysters and the more easily digested vegetables are permissible. The patient's surroundings have considerable influence on his appetite, and when possible, he should take his meals while reclining on a porch or in a sun-parlor, amid perfect quiet. The excitement and fatigue of a meal in the dining-room are best avoided.

*If solid food does not agree, the patient should be placed on a liquid diet.* Generally, however, a tuberculous patient with fever will do remarkably well on a general diet. Milk, lemonade, and similar preparations are useful, recipes for which will be found in the Appendix.

The diet for the more advanced cases has been indicated.

**Forced Feeding (Suralimentation).**—Débove discovered accidentally that food introduced by means of a stomach-tube was retained when, if taken by the mouth, it would be rejected. He therefore turned his attention to the treatment of tuberculous patients by means of this method, and met with a measurable success. This form of treatment is especially applicable in those cases where there are an irritable stomach and no appetite.

Food is introduced into the stomach by the tube at regular intervals. Milk, peptonized or diluted, ground-meat mixtures, eggs and milk, albumin-water, beef-juice, predigested beef preparations, and similar liquid foods may be utilized for this purpose.

When, during fever, the patient's appetite and will-power are equal to it, feeding may be conducted in the usual way, without the tube. Moderate quantities of easily digested food may be given at frequent intervals. Two or three rather substantial meals form the basis of the diet, while on rising, at bedtime, and during the intervals between meals liquid food is to be ordered. Under this method of treatment certain cases gain very rapidly and recover their usual weight in a short time. As soon as the customary weight of the patient is reached, it is well to diminish the quantity of food given, so as to avoid the



effects of overfeeding, which show themselves in a coated tongue, a heavy breath, torpidity, and the train of symptoms popularly known as biliousness. Should these symptoms arise, a saline or small doses of calomel, together with a reduction in the amount of food given, will give prompt relief. Gastric catarrh and fever are contraindications to suralimentation.

### DIET IN DISEASES OF THE STOMACH.

In diseases of the stomach the selection of a proper diet is often of more importance than the choice of drugs. No absolute dietetic regulations can be formulated in this class of diseases, but it is important to regulate the food in conformity with the particular disease with which the patient is affected, and also to consider the individual tastes and peculiarities of the patient; even in the regulation of a diet in any special disease of the stomach changes are often rendered necessary; these must be made gradually and according to the patient's power to digest the food.

Food is said to be easily digestible when it produces no gastro-intestinal discomfort, is passed from the stomach into the intestine at a normal rate of speed, and is easily absorbed. Under normal conditions the digestibility of foods is easily ascertained, for the motor and secretory functions of the stomach being normal, the effect of the food upon one or both of these functions can readily be determined; in the various gastric disturbances, however, this problem is more difficult, for here there may be a motor or a secretory disturbance, or both functions may be impaired. In determining the diet for a special gastric disturbance two points must be borne in mind: first, the power to increase the nutrition of the patient, and, secondly, the necessity of giving food in a digestible form, so as to lessen the work of the stomach. Leube has devised a scale of the various articles of food, given in the order of their digestibility. This scale forms the basis of the well-known Leube "ulcer diet."

**Leube's Diet Scale.**<sup>1</sup>—*Diet I.*—If the digestion is very much reduced, the following articles of food are most easily digestible: bouillon, meat solution, milk, raw or soft-boiled eggs.

*Diet II.*—Somewhat less digestible than Diet I. are the following articles of food: boiled calves'-brain, boiled thymus, boiled chicken and pigeon. The different forms of meat are enumer-

<sup>1</sup> *Zeitschr. f. klin. Med.*, vol. vi., p. 191.

ated in the order of their digestibility. Gruels, and in the evening milk mushes made with tapioca and white of egg, may also be placed in this list. The majority of patients can digest boiled calves' feet in addition to the various meat foods already enumerated.

*Diet III.*—If Diet II. is well borne, Diet III. may be given. This consists in adding cooked or raw beef to Diet I. Leube gives the following method of preparing beefsteak and believes that beef cooked in this way is very easily digested: The meat should be kept for some time, and is then scraped with a dull spoon; in this way a pulp is obtained, consisting only of the delicate parts of the muscle, and not containing any of the tough, hard, and sinewy portion. This pulp is roasted in fresh butter. Raw ham is also to be recommended. In addition to meat a small quantity of mashed potatoes may be given, some stale wheat bread, and small amounts of coffee or tea with milk (cautiously).

*Diet IV.*—This list is so arranged that if the patient can digest the articles of food mentioned under this head for some time, he can then begin with his usually accustomed diet: Roast chicken, roast pigeon, venison, partridge, roast-beef—medium to raw (particularly cold), veal (from the leg), pickerel, boiled shad, macaroni, bouillon with rice. Small quantities of wine may be taken one to two hours before eating; gravies are contraindicated. Young and finely chopped spinach is allowable; other vegetables, such as asparagus, may be tried cautiously, although Leube considers this a rather risky procedure. After this fourth diet the patients are allowed to take a more liberal diet, but the increase should be gradual. They should refrain from eating vegetables, salads, preserves, and fruits for some time; and when they are resumed, a baked apple is the first of these articles to be eaten.

**Beaumont's Table.**—This shows the mean time of digestion of the different articles of diet—naturally, in the stomach, and artificially, in vials, on a water-bath. The proportion of gastric juice to aliment in artificial digestion was generally calculated at one ounce of the former to one dram of the latter, the bath being kept as close to the natural temperature—100° F.—as practicable, with frequent agitation.



## Mean Time of Chymification.

Articles of diet.	In stomach.		In vials.	
	How prepared.	Time.	How prepared.	Time.
		<i>h. m.</i>		<i>h. m.</i>
Rice . . . . .	Boiled . .	1:00		
Sago . . . . .	" . . . .	1:45	Boiled . .	3:15
Tapioca . . . . .	" . . . .	2:00	" . . . .	3:20
Barley . . . . .	" . . . .	2:00		
Milk . . . . .	" . . . .	2:00	Boiled . .	4:15
Milk . . . . .	Raw . . . .	2:15	Raw . . . .	4:45
Gelatin . . . . .	Boiled . .	2:30	Boiled . .	4:45
Pig's feet, soused . . . . .	" . . . .	1:00		
Tripe, soused . . . . .	" . . . .	1:00		
Brains, animal . . . . .	" . . . .	1:45	Boiled . .	4:30
Venison, steak . . . . .	Broiled . .	1:35		
Spinal marrow, animal . . . . .	Boiled . .	2:40	Boiled . .	5:25
Turkey, domesticated . . . . .	Roasted . .	2:30		
Turkey, domesticated . . . . .	Boiled . .	2:25		
Turkey, wild . . . . .	Roasted . .	2:18		
Goose, wild . . . . .	" . . . .	2:30		
Pig, suckling . . . . .	" . . . .	2:30		
Liver, beef, fresh . . . . .	Boiled . .	2:00	Cut fine . .	6:30
Lamb, fresh . . . . .	" . . . .	2:30		
Chicken, full-grown . . . . .	Fricassee . .	2:45		
Eggs, fresh . . . . .	Hard boiled . .	3:30	Hard boiled . .	8:00
Eggs, fresh . . . . .	Soft boiled . .	3:00	Soft boiled . .	6:30
Eggs, fresh . . . . .	Fried . . . .	3:30		
Eggs, fresh . . . . .	Roasted . . . .	2:15		
Eggs, fresh . . . . .	Raw . . . . .	2:00	Raw . . . . .	4:15
Eggs, whipped . . . . .	" . . . . .	1:30	Whipped . . . .	4:00
Custard . . . . .	Baked . . . .	2:45	Baked . . . . .	6:30
Codfish, cured dry . . . . .	Boiled . . . .	2:00	Boiled . . . . .	5:00
Trout, salmon, fresh . . . . .	" . . . . .	1:30	" . . . . .	3:30
Trout, salmon, fresh . . . . .	Fried . . . . .			
Bass, striped, fresh . . . . .	Broiled . . . .	3:00		
Flounder, fresh . . . . .	Fried . . . . .	3:30		
Catfish, fresh . . . . .	" . . . . .	3:30		
Salmon, salted . . . . .	Boiled . . . .	4:00	Boiled . . . . .	7:45
Oysters, fresh . . . . .	Raw . . . . .	2:55	Raw, entire . . .	7:30
Oysters, fresh . . . . .	Roasted . . . .	3:15		
Oysters, fresh . . . . .	Stewed . . . .	3:30	Stewed . . . . .	8:25
Beef, fresh, lean, rare . . . . .	Roasted . . . .	3:00	Roasted . . . . .	
Beef, fresh, lean, dry . . . . .	" . . . . .	3:30	" . . . . .	7:45
Beefsteak . . . . .	Broiled . . . .	3:00	Masticated . . .	8:15
Beefsteak . . . . .	" . . . . .		Cut fine . . . . .	8:00
Beefsteak . . . . .	Raw . . . . .		" . . . . .	8:15
Beef, with salt only . . . . .	Boiled . . . .	2:45	. . . . .	9:30
Beef, with mustard, etc. . . . .	" . . . . .	3:30		
Beef, fresh, lean . . . . .	" . . . . .		Masticated . . .	
Beef . . . . .	" . . . . .		Entire piece. . .	9:00
Beef . . . . .	Fried . . . . .	4:00		
Beef, old, hard, salted . . . . .	Boiled . . . .	4:15		
Pork steak . . . . .	Broiled . . . .	3:15		
Pork, fat and lean . . . . .	Roasted . . . .	5:15		
Pork, recently salted . . . . .	Boiled . . . .	4:30	Masticated . . .	6:30

## Mean Time of Chymification (Continued).

Articles of diet.	In stomach.		In vials.	
	How prepared.	Time.	How prepared.	Time.
		<i>h. m.</i>		<i>h. m.</i>
Pork, recently salted . . . . .	Fried . . . .	4:15		
Pork, recently salted . . . . .	Broiled . . .	3:15		
Pork, recently salted . . . . .	Raw . . . . .	3:00	Raw . . . .	8:30
Pork, recently salted . . . . .	Stewed . . . .	3:00		
Mutton, fresh . . . . .	Roasted . . . .	3:15		
Mutton, fresh . . . . .	Broiled . . . .	3:00	Masticated .	6:45
Mutton, fresh . . . . .	" . . . . .	" . . . .	Unmasticated	8:30
Mutton, fresh . . . . .	Boiled . . . . .	3:00		
Veal, fresh . . . . .	Broiled . . . .	4:00		
Veal, fresh . . . . .	Fried . . . . .	4:30		
Fowls, domestic . . . . .	Boiled . . . . .	4:00	Masticated .	6:30
Fowls, domestic . . . . .	Roasted . . . .	4:00		
Ducks, domesticated . . . . .	" . . . . .	4:00		
Ducks, wild . . . . .	" . . . . .	4:30		
Suet, beef, fresh . . . . .	Boiled . . . . .	5:30	Entire piece.	12:00
Suet, mutton . . . . .	" . . . . .	4:30	Divided . .	10:00
Butter . . . . .	Melted . . . .	3:30		
Cream . . . . .	" . . . . .	" . . . .	Raw . . . .	25:30
Cheese, old, strong . . . . .	Raw . . . . .	3:30	Masticated .	7:15
Cheese, old, strong . . . . .	" . . . . .	" . . . .	Entire piece.	18:00
Cheese, new, mild . . . . .	" . . . . .	" . . . .	Divided . .	8:30
Oil, olive . . . . .	" . . . . .	" . . . .	Raw . . . .	60:00
Soup, beef, vegetables, and bread . . . . .	Boiled . . . .	4:00		
Soup, marrow bones . . . . .	" . . . . .	4:15		
Soup, bean . . . . .	" . . . . .	3:00		
Soup, barley . . . . .	" . . . . .	1:30		
Soup, mutton . . . . .	" . . . . .	3:30		
Green corn and beans . . . . .	" . . . . .	3:45		
Chicken soup . . . . .	" . . . . .	3:00		
Oyster soup . . . . .	" . . . . .	3:30		
Hash, meat and vegetables . . . . .	Warmed . . . .	2:30		
Sausage, fresh . . . . .	Broiled . . . .	3:20		
Heart, animal . . . . .	Fried . . . . .	4:00	Entire piece.	13:30
Tendon . . . . .	Boiled . . . . .	5:30	Masticated .	12:45
Tendon . . . . .	" . . . . .	" . . . .	Entire piece.	24:00
Cartilage . . . . .	Boiled . . . . .	4:15	Masticated .	10:00
Cartilage . . . . .	" . . . . .	" . . . .	Divided . .	12:00
Aponeurosis . . . . .	Boiled . . . . .	3:00	Boiled . . .	6:30
Bone, beef's solid . . . . .	" . . . . .	" . . . .	Entire piece.	80:00
Bone, hog's solid . . . . .	" . . . . .	" . . . .	Entire piece.	80:00
Beans, pod . . . . .	Boiled . . . . .	2:30		
Bread, white, fresh . . . . .	Baked . . . . .	3:30	Masticated .	4:30
Bread, corn . . . . .	" . . . . .	3:15		
Cake, corn . . . . .	" . . . . .	3:00		
Cake, sponge . . . . .	" . . . . .	2:30	Broken . . .	6:15
Dumpling, apple . . . . .	Boiled . . . . .	3:00		
Apples, sour, hard . . . . .	Raw . . . . .	2:50	Entire piece.	18:00
Apples, sour, mellow . . . . .	" . . . . .	2:00	Masticated .	8:30
Apples, sweet, mellow . . . . .	" . . . . .	1:30	" . . . . .	6:45
Parsnips . . . . .	Boiled . . . . .	2:30	Mashed . . .	6:45



*Mean Time of Chymification (Continued).*

Articles of diet.	In stomach.		In vials.	
	How prepared.	Time.	How prepared.	Time.
		<i>h. m.</i>		<i>h. m.</i>
Parsnips . . . . .	Boiled . . . . .	. . . . .	Entire piece.	13:15
Parsnips . . . . .	Raw . . . . .	. . . . .	Entire piece.	18:00
Carrot, orange . . . . .	Boiled . . . . .	3:15	Mashed . . . . .	6:45
Carrot, orange . . . . .			Entire piece.	12:30
Carrot, orange . . . . .			Raw " . . . . .	17:15
Beets . . . . .	Boiled . . . . .	3:45		
Turnips, flat . . . . .	" . . . . .	3:30		
Potatoes, Irish . . . . .	" . . . . .	3:30	Mashed . . . . .	8:30
Potatoes, Irish . . . . .			Entire piece.	14:00
Potatoes, Irish . . . . .	Roasted . . . . .	2:30		
Potatoes, Irish . . . . .	Baked . . . . .	2:30		
Cabbage, head. . . . .	Raw . . . . .	2:30	Masticated . . . . .	12:30
Cabbage with vinegar . . . . .	Raw . . . . .	2:00	Shaved . . . . .	10:15
Cabbage . . . . .	Boiled . . . . .	4:30	Boiled . . . . .	20:00
Peach, mellow . . . . .			Cut small . . . . .	10:00
Peach, mellow . . . . .			Mashed . . . . .	6:00

"The foregoing table was computed from all the experiments made upon St. Martin since 1825, taking the average from such as were generally performed under the naturally healthy condition of the stomach and with ordinary exercise."

The mean times of artificial chymification have been taken from such experiments as were generally made with the pure gastric juice, or with such juice as was too slightly vitiated to impair its solvent effect in any essential degree. They exhibit the average, as near as practicable, for the digestion of one dram of alimentary matter in one ounce of gastric juice, or in about that proportion, taking the length of time the food and gastric juice were heated. Exceptions, however, must be made for the bone, oil, cream, and one or two other articles, which chymify much slower and with more difficulty than the less concentrated aliments. Several experiments where the methods were the same and the results were similar have been omitted.

Penzoldt has devised the following table giving the digestibility of food. He experimented on normal cases, achieving his results by means of the stomach-tube, by determining the progress of digestion and the exact time at which the stomach was entirely empty after eating a certain quantity of a special food. The table<sup>1</sup> shows the period of time it takes a given quantity of food to leave the stomach :

<sup>1</sup> *Deutsch. Arch. f. klin. Med.*, 1893, p. 578, No. 57.

*One to two hours :*

- 100-200 gm. pure water.
- 220 gm. carbonated water.
- 200 gm. tea, alone.
- 200 gm. coffee, alone.
- 200 gm. cocoa, alone.
- 200 gm. beer.
- 200 gm. light wines.
- 100-200 gm. boiled milk.
- 200 gm. meat broth, alone.
- 100 gm. eggs, soft.

*Two to three hours :*

- 200 gm. coffee with cream.
- 200 gm. cocoa with milk.
- 200 gm. Malaga wine.
- 200 gm. "Ofner" wine.
- 300-500 gm. water.
- 300-500 gm. beer.
- 300-500 gm. boiled milk.
- 100 gm. eggs, raw and scrambled, hard-boiled or as omelet.
- 100 gm. beef-sausage, raw.
- 250 gm. calves' brains, boiled.
- 250 gm. calves' thymus, boiled.
- 72 gm. oysters, raw.
- 200 gm. carp, boiled.
- 200 gm. pike, boiled.
- 200 gm. shellfish, boiled.
- 200 gm. cod, boiled.
- 150 gm. cauliflower, boiled.
- 150 gm. cauliflower, as salad.
- 150 gm. asparagus, boiled.
- 150 gm. potatoes, boiled in salt water.
- 150 gm. mashed potatoes.
- 150 gm. stewed cherries.
- 150 gm. raw cherries.
- 70 gm. white bread, old or fresh, dry or with tea.
- 70 gm. pretzels.
- 70 gm. zwieback, fresh or stale, dry or with tea.
- 50 gm. Albert biscuits.

*Three to four hours :*

- 230 gm. young chicken, boiled.
- 230 gm. partridge, boiled.
- 220-260 gm. pigeon, boiled.
- 195 gm. pigeon, fried.
- 250 gm. beef, raw, boiled, lean.
- 250 gm. calves' feet, boiled.
- 160 gm. ham, boiled.
- 160 gm. ham, raw.
- 100 gm. veal, warm and cold, lean.
- 100 gm. beefsteak, broiled, cold or warm.
- 100 gm. beefsteak, raw, scraped.
- 100 gm. tenderloin.
- 200 gm. Rhine salmon, boiled.
- 75 gm. caviare, salted.
- 200 gm. sardines in vinegar, kippered herring.
- 150 gm. blackbread.
- 150 gm. barley bread.
- 150 gm. wheat bread.
- 100-150 gm. Albert biscuits.
- 150 gm. potato, as vegetable.
- 150 gm. rice, boiled.
- 150 gm. kohlrabi, boiled.
- 150 gm. carrots, boiled.
- 150 gm. spinach, boiled.
- 150 gm. cucumber salad.
- 150 gm. radishes, raw.
- 150 gm. apples.

*Four to five hours :*

- 210 gm. pigeon, broiled.
- 250 gm. fillet of beef, broiled.
- 250 gm. beefsteak, broiled.
- 250 gm. beef tongue, smoked.
- 100 gm. smoked beef in slices.
- 250 gm. hare, broiled.
- 240 gm. partridge, broiled.
- 250 gm. goose, broiled.
- 280 gm. duck, broiled.
- 200 gm. herring, salted.
- 150 gm. lentils, mashed.
- 200 gm. peas as purée.
- 150 gm. string-beans.

Penzoldt has also constructed a series of four diet-lists based on the length of time at which various foods leave the stomach, depending upon their mode of preparation and on other qualities of the food. They agree in the main with Leube's diet-lists, but are more complete and exact.



## PENZOLDT'S DIET-LISTS.

*Diet I. (about Ten Days).*

Food or drink.	Largest quantity to be taken at one time.	Method of preparation.	Special requirements.	How to be eaten.
Meat broth . . .	250 gm.	From beef.	Without fat, or not salted.	Slowly.
Cows' milk . . .	250 gm.	Well boiled or sterilized.	Entire milk (or lime-water $\frac{1}{4}$ ; milk $\frac{2}{5}$ ).	If desired, with a little tea.
Eggs . . . . .	1 or 2	Very soft, just heated or raw.	Fresh.	If taken raw, should be stirred into the warm, not boiling, meat broth.
Meat solution (Leube-Rosenthal).	30-40 gm.	. . . . .	Should have only a slight meat broth odor.	In teaspoonful doses, stirred in meat broth.
Cakes (Albert biscuits) . . .	6	. . . . .	Without sugar.	
Water . . . . .	$\frac{1}{8}$ liter.	. . . . .	Ordinary water or natural carbonated water with a small percentage of CO <sub>2</sub> (seltzer).	Not too cold.

*Diet II. (about Ten Days).*

Calves' brain . .	100 gm.	Boiled.	Freed from all membranes.	Best taken in meat broth.
Thymus (calf) .	100 gm.	Boiled.	Freed from all membranes.	Best taken in meat broth.
Pigeon . . . . .	1	Boiled.	Only if young, without skin, tendons and the like.	Best taken in meat broth.
Chicken . . . .	As large as a pigeon.	Boiled.	As above (no fattened chicken).	Best taken in meat broth.
Raw beef . . . .	100 gm.	Chopped fine or scraped, with a little salt.	From the tenderloin.	To be eaten with cakes.
Rawbeef-sausage	100 gm.	Without any additions.	Smoked a little.	To be eaten with cakes.
Tapioca . . . .	30 gm.	Boiled with milk to make gruel.		

*Diet III. (about Eight Days).*

Pigeon . . . . .	1	Broiled with fresh butter.	Only young bird, skin, etc.	Without gravy.
Chicken . . . . .	1	Broiled with fresh butter.	Only young bird, skin, etc.	Without gravy.
Beefsteak . . .	100 gm.	With fresh butter half-rare (English).	From the tenderloin, well beaten.	Without gravy
Ham . . . . .	100 gm.	Raw, scraped fine.	Smoked a little, without the bone.	With white bread.
Milk bread, Zwieback, or Frierberger pretzels	50 gm.	Crisped, baked.	Stale (so-called rolls, etc.).	To be carefully masticated and well salivated.
Potatoes . . . .	50 gm.	(a) Mashed, (b) boiled in salt water and mashed.	The potatoes should be mealy and crumble on crushing.	
Cauliflower . .	50 gm.	As a vegetable boiled in salt water.	Use only the flowers.	

*Diet IV. (about Eight to Fourteen Days).*

Food or drink.	Largest quantity to be taken at one time.	Method of preparation.	Special requirements.	How to be eaten.
Venison . . . . .	100 gm.	Roasted.	From the back, should hang for a time.	
Partridge . . . . .	1	Roasted without bacon.	Young birds, without, skins, tendons, legs, etc., should hang for a time.	
Roast beef . . . . .	100 gm.	Medium to rare.	From good, fatted cattle; beaten.	Warm or cold.
Fillet of beef . . . . .	100 gm.	Medium to rare.	From good, fatted cattle; beaten.	Warm or cold.
Veal . . . . .		Roasted.	Back or leg.	Warm or cold,
Pike . . . . .	100 gm.	Boiled in salt water without any additions.	All fish bones should be carefully removed.	} In the fish gravy.
Shad . . . . .				
Carp . . . . .				
Trout . . . . .				
Caviare . . . . .	50 gm.	Raw.	Slightly salt, Russian caviare.	
Rice . . . . .	50 gm.	Mashed, pushed through a sieve.		
Asparagus . . . . .	50 gm.	Boiled.	Soft, without any of the hard parts.	With a little melted butter.
Scrambled eggs	2	With a little fresh butter and salt.		
Omelet (souffle)	2	With about 20 gm. of sugar.	Must have risen well.	To be eaten at once.
Fruit sauce . . . . .	50 gm.	From fresh boiled fruit to be strained through a sieve.	Free from all kernels and peel.	
Red wine . . . . .	100 gm.	Light, pure Bordeaux.	Or some corresponding kind of red wine.	Slightly warm.

These tables of Penzoldt are valuable as a basis for the selection of food in gastric disturbances. In these cases it is important that the food be quickly dissolved in the gastric secretion, that it be readily absorbed, that it be neither fermented nor decomposed while being digested or absorbed, and that the entire process be attended with no discomfort. It must be borne in mind that the digestibility of food varies widely with the individual taste, for no matter how digestible a food may be, if it is unpalatable, it will not be digested properly. In general it may be said: First—that in acute conditions the food should be of such a character that the stomach should be spared as much work as possible; second—in chronic disturbances it is important to supply sufficient quantities of nourishment in an easily digestible form, so as to maintain the body-



weight so far as possible. In determining the quantity of food that is necessary during twenty-four hours the amount is estimated in calories of heat. As is well known, a human being at rest requires 35 calories per kilo of weight, whereas while he is performing light work he requires 40 calories. In order, therefore, to determine the exact amount of nourishment it is only necessary to know the weight of the individual. Inasmuch as the proteins can be replaced in a measure by the carbohydrates and fats, an interchange of any of these three food elements can be made according to the patient's condition. The following tables, taken from König,<sup>1</sup> give the composition of different foods and the number of heat units they produce. When the weight of the person is known, it is an easy matter to determine whether the amount of nourishment given is sufficient to maintain the body-weight.

It is well too to weigh every patient suffering with a stomach disorder when treatment is first inaugurated, and to repeat this from time to time in order to determine whether the patient is gaining or losing flesh.

The diet must be considered from the standpoint of the gastric secretion; there may exist, on the one hand, the condition of hyperchlorhydria and hypersecretion; on the other, hypochlorhydria and anacidity.

In cases of hyperchlorhydria an abundant protein diet is indicated, inasmuch as the excess of hydrochloric acid is neutralized by this class of foods. On the other hand, as Riegel points out, certain cases of hyperchlorhydria at times do better upon milk, bread, and amylaceous foods than on protein foods. Ordinarily the proteins that are best adapted for patients suffering from hyperchlorhydria are the red meats and eggs, whereas the carbohydrates must be given in the most easily digestible form.

In cases of hypochlorhydria there is a diminution of the gastric secretion; consequently the protein foods are digested with difficulty, whereas the carbohydrates are more easily digested. In this condition, therefore, only very tender meats, preferably scraped, are to be given, whereas such easily digestible vegetables as spinach, asparagus, mashed potatoes, and farinaceous foods may be eaten in quite large quantities. In both hyperchlorhydria and hypochlorhydria a reasonable amount of fat must be eaten, preferably in the form of good butter.

<sup>1</sup> *Die menschlichen Nahrungs- und Genussmittel*, Berlin, 1883, p. 53.

## COMPOSITION OF THE MOST COMMON FOOD SUBSTANCES.

## I. Dairy Products.

	Protein.	Fat.	Carbohydrates.	Calories.
	<i>Per cent.</i>	<i>Per cent.</i>	<i>Per cent.</i>	<i>Per 100.</i>
Cows' milk . . . . .	4.00-4.30	3.00-3.80	3.70	64.00
Cream . . . . .	3.61	26.75	3.52	276.01
Butter . . . . .	0.50	90.00	0.50	837.00
Whey . . . . .	0.50	0.30	3.60	
Buttermilk . . . . .	3.00	1.30	3.00	3.67
Kumiss (of cows' milk) . . . . .	3.35	2.07	0.70 lactic acid 1.90 alcohol 0.80 carbonic acid	32.99
Cheese (cream) . . . . .	25.00	30.00	3.00	394.00
Cheese . . . . .	33.00	9.00	5.00	240.00
Egg . . . . .	12.50	12.00	0.50	165.00

## II. Meat and Game.

Beef (fat) . . . . .	17.19	26.38	. . .	315.81
Beef (lean) . . . . .	20.78	1.50	. . .	99.15
Veal (fat) . . . . .	18.88	7.41	0.07	146.61
Veal (lean) . . . . .	19.84	0.82	. . .	86.97
Mutton (very fat) . . . . .	14.80	36.39	0.05	399.31
Mutton (leaner) . . . . .	17.11	5.77	. . .	120.81
Pork (fat) . . . . .	14.54	37.34	. . .	406.88
Pork (lean) . . . . .	20.25	6.81	. . .	146.36
Ham (Westphalian) . . . . .	23.97	36.48	1.50	453.69
Sweet bread . . . . .	22.00	0.40	. . .	93.92
Pulverized meat . . . . .	64.50	5.24	2.28	322.53
Poultry . . . . .	22.00	1.00	. . .	100.00
Spring chicken . . . . .	18.49	9.34	1.20	167.59
Duck (wild) . . . . .	22.65	3.11	2.33	131.36
Squab . . . . .	22.14	1.00	0.76	100.07
Game . . . . .	23.00	1.00	. . .	103.60
Hare . . . . .	23.34	1.13	0.19	107.08
Venison . . . . .	19.77	1.92	1.42	105.44

## III. Fish.

Pike . . . . .	18.50	0.50	0.75	83.57
Carp . . . . .	20.61	1.09	. . .	94.64
Shellfish . . . . .	17.09	9.34	. . .	156.93
Salmon . . . . .	15.01	6.42	2.85	132.93
Sardellen . . . . .	22.30	2.21	0.45	113.83
Oysters . . . . .	4.95	0.37	. . .	24.00
Salt herring . . . . .	19.50	17.00	0.50	
Caviare . . . . .	28.04	16.26	7.82	

## IV. Cereals and Vegetables.

Sago . . . . .	0.50	Trace	86.50	356.70
Wheat flour . . . . .	8.50	1.25	73.00	345.78
Rye flour . . . . .	10.00	2.00	69.00	342.50
Wheaten bread . . . . .	6.00	0.75	52.00	245.00



*Cereals and Vegetables (Continued).*

	Protein.	Fat.	Carbohydrates.	Calories.
	<i>Per cent.</i>	<i>Per cent.</i>	<i>Per cent.</i>	<i>Per 100.</i>
Rye bread . . . . .	4.50	1.00	46.00	216.00
Roll . . . . .	6.82	0.77	43.72	213.87
Zwieback . . . . .	9.50	1.00	75.00	356.00
Cauliflower . . . . .	2.00-5.00	0.40	4.00	35.00
Carrots . . . . .	1.04	0.21	6.74	33.85
Asparagus . . . . .	2.00	0.30	2.50	21.00
Rice . . . . .	5.50	1.50	76.00	348.10
Beans . . . . .	19.50	2.00	52.00	311.75
Peas . . . . .	19.50	2.00	54.00	319.95
Potatoes . . . . .	1.50	. . . .	20.00	88.00
Oatmeal . . . . .	12.50	5.26	66.77	338.80
Barley meal . . . . .	8.31	0.81	75.19	323.00
Spinach . . . . .	3.49	0.58	4.44	38.00
Pickles . . . . .	1.02	0.09	0.95	

*V. Soups and Beverages.*

Milk soup, with wheat flour . . . . .	5.00	3.25	15.00	112.00
Meat broth (ordinary) . . . . .	0.40	0.60		
Meat-juice (pressed) . . . . .	6.00-7.00	0.50		
Beef-tea . . . . .	0.50	0.50		
Leube's meat solution . . . . .	9.00-11.00 protein + 1.79-6.50 peptone			
Malt extract . . . . .	8.00-10.00	. . . .	55.00	258.30
Barley soup . . . . .	1.50	1.00	11.00	60.96
Rice pap, with milk . . . . .	8.80	3.50	28.60	182.61
Coffee . . . . .	3.12	5.18		
Tea . . . . .	12.38			
Beer . . . . .	0.50	5.25	0.30	
Porter . . . . .	0.70	6.00	0.30	6.00

*VI. Fruits.*

	Free acid.	Protein.	Fat.	Carbo- hydrates.
	<i>Per cent.</i>	<i>Per cent.</i>	<i>Per cent.</i>	<i>Per cent.</i>
Apples . . . . .	0.82	0.36	. . . .	7.22
Pears . . . . .	0.20	0.36	. . . .	3.54
Plums . . . . .	1.50	0.40	. . . .	4.68
Peaches . . . . .	0.92	0.65	. . . .	7.17
Grapes . . . . .	0.79	0.59	. . . .	1.96
Strawberries . . . . .	0.93	0.54	0.45	1.01
Chestnuts . . . . .	. . . .	5.48	1.37	38.34
Sugar-cane . . . . .	. . . .	. . . .	. . . .	3.40
Honey . . . . .	. . . .	1.20	. . . .	5.28

The following diet-lists, devised by von Noorden,<sup>1</sup> indicate how an easily digestible diet, containing a sufficient number of calories of heat to maintain the body-weight, can be prepared :

*I. A Principally Milk Diet with Additions of Carbohydrates in Liquid Form.*

	Protein.	Fat.	Carbo- hydrates.	Calories.
	<i>Per cent.</i>	<i>Per ct.</i>	<i>Per cent.</i>	
Milk, 1700 c.c. . . . .	70.2	66.3	69.7	1295
Soup of tapioca flour 30 gm. and 10 gm. albumose <sup>2</sup> . . . . .	10.0	. .	30.0	164
Soup of 40 gm. wheat flour, with some of the milk, 10 gm. sugar, and 1 egg . . . . .	7.0	5.5	40.0	244
Total . . . . .	87.2	71.8	139.7	1703

*II. Principally Milk Diet with the Addition of Carbohydrates and Fat in Pap Form and Soups.*

	Protein.	Fat.	Carbo- hydrates.	Calories.
	<i>Per cent.</i>	<i>Per ct.</i>	<i>Per cent.</i>	
Milk, 1500 c.c. . . . .	62	58.5	63	1056
Soup of 15 gm. sago, 10 gm. butter, 1 egg, 10 gm. albumose . . . . .	17	13.5	15	257
Pap of 80 gm. corn flour, 1 egg, 10 gm. sugar (two meals) . . . . .	7	5.5	90	398
Total . . . . .	86	77.5	168	1711

*III. Milk Diet with Addition of Light Pastry and Broths.*

	Protein.	Fat.	Carbo- hydrates.	Calories.
	<i>Per cent.</i>	<i>Per ct.</i>	<i>Per cent.</i>	
Milk, 1250 c.c. . . . .	51	49	52	878
Meat broth with 1 egg; 10 gm. of butter; 50 gm. of fine toasted wheat bread . . . . .	10	14	30	294
Cakes, 70 gm.; butter, 15 gm. . . . .	5	12	50	337
Soup of 30 gm. tapioca flour, 1 egg, 10 gm. butter . . . . .	7	. .	30	282
Total . . . . .	73	89	162	1791

<sup>1</sup> *Berliner Klinik.*

<sup>2</sup> 10 gm. albumose are contained in 90 c.c. of Denayer's peptone preparation, in 22 gm. of Kemmerich's, or in 30 gm. of Koch's.



## IV. Milk with Tender Meat, Flour, Butter, and Soups.

	Protein.	Fat.	Carbo- hydrates.	Calories.
	<i>Per cent.</i>	<i>Per cent.</i>	<i>Per cent.</i>	
Spring chicken, 100 gm. . . . .	19.6	2.8	. .	106.4
Mashed potatoes, 100 gm. . . . .	2.0	4.0	20	127.4
Two eggs . . . . .	14.1	11.0	. .	160.1
Toasted wheat bread, 100 gm. . . . .	7.0	0.5	55	258.8
Butter, 30 gm. . . . .	. .	23.0	. .	213.9
Trout, 100 gm. . . . .	19.3	2.1	. .	106.4
Milk, 1250 c.c. . . . .	51.0	49.0	52	878.0
Total . . . . .	113.0	92.4	127	1851.0

## V. Rich, Not Irritating Diet.

	Protein.	Fat.	Carbo- hydrates.	Calories.
	<i>Per cent.</i>	<i>Per cent.</i>	<i>Per cent.</i>	
Tender meat, <sup>1</sup> 250 gm. . . . .	49	7.0	. .	266
Cocoa, 20 gm. . . . .	4	6.0	8	105
Three eggs . . . . .	21	16.0	. .	235
100 gm. zwieback . . . . .	8	1.0	75	259
100 gm. wheat bread . . . . .	7	0.5	55	. .
50 gm. cakes . . . . .	4	2.3	36	187
50 gm. butter . . . . .	. .	44.0	. .	407
40 gm. tapioca flour . . . . .	. .	. .	40	164
40 gm. corn flour . . . . .	. .	. .	40	164
20 gm. sugar . . . . .	. .	. .	20	82
1250 c.c. milk . . . . .	51	49.0	52	878
Total . . . . .	144	125.8	326	2747

The diet in motor disturbances of the stomach, as in atony or in dilatation, depends greatly upon whether an excess or a deficiency of gastric juice is secreted; if there is an increase, an excess in protein food gives the best results; if, on the other hand, there is a diminution of this secretion, protein food must be given the patient in the most easily digestible form—*e. g.*, as the albumoses and peptones. The carbohydrates and the lighter vegetables may be given in somewhat larger proportion. In both conditions the ingestion of fluids should be reduced as far as possible.

Normally the appetite is a fair indication of the number of calories of heat that may be required; in conditions of gastric disorder, however, this is not the case; these patients lose their appetite, and consequently often take insufficient nutrition. In

<sup>1</sup> Meat of various kinds, finely chopped, raw or fried in butter; cold or warm, taken at meals.

those instances in which the gastric disorder is somewhat protracted and accompanied by great loss of weight, and in which the patient takes insufficient nourishment, it need only be borne in mind that such a patient, resting quietly in bed, requires only about one-sixth of the number of calories necessary for a patient who is not resting. This plan may, therefore, be used with advantage in the treatment of many patients suffering from disorders of the stomach.

*Liquid Foods in Gastric Disorders.*—In those cases in which it is necessary to spare the stomach as much work as possible milk is the food that is usually most easily borne. In order to supply a sufficient number of calories it must be taken in large quantities, frequently diluted with lime-water or barley-water in order to add to its digestibility, or flavored with coffee, tea, or cocoa to lend variety and add to its palatability. In those cases in which milk is not well borne buttermilk, whey, kumiss, and kefir may serve as substitutes. Among the other forms of fluids that may be given are broths (chicken, beef, mutton), bouillon, beef-tea, and meat-juice. Of these, meat-juice is most nutritious.

*Gelatinous Forms of Food.*—Gelatinous articles of food, as gelatin, calves' feet, etc., are easily digested and readily absorbed.

*Meats.*—The digestibility of meat can be increased by chopping, beating, grinding, scraping, etc.

*Eggs.*—The digestibility of eggs depends upon their mode of preparation; raw and soft-boiled eggs are usually the most easily digestible forms.

*Fish.*—In regard to fish, those containing but little fat are to be recommended for patients suffering from gastric disturbances, such as shellfish, pike, trout, carp, and halibut.

*Carbohydrates.*—The number of vegetables from which selection may be made is large. The secretions from the mouth and intestines play an important rôle in the digestion of these substances. They should be masticated thoroughly. In those cases in which there is danger of fermentation they should be given with caution. The best form in which to give amylaceous food is in the form of zwieback, toast, stale wheat bread, tapioca flour, oatmeal, etc. Ebstein has highly recommended aleuronat flour, which contains about 80 per cent. of protein.

*Leguminous foods* contain a considerable amount of protein, much of which, however, is not absorbed. They are apt to give rise to considerable fermentation. Potatoes are best given mashed



or baked. Cabbage contains much cellulose, and should be omitted from the diet of all patients suffering from stomach disorders.

*Fruits* are of slight nutritive value, but give a relish to other foods and increase intestinal peristalsis.

*Fat* is to be recommended because of its tendency to increase the weight of the patient, and also because of its high calorie value. Some observers claim, however, that it acts as an irritant to the stomach. It is true that many patients find that fat meat, greasy gravies, etc., give rise to indigestion and often to nausea and vomiting. Much depends, however, on the mode of preparation. A considerable amount of fat may be given in the form of fresh butter spread on wheat bread or toast. Certain forms of chocolate contain quite a large percentage of fat, and on this account are very nutritious. Of these, Mehring's Vigor Chocolate is to be especially recommended. Olive oil has recently been recommended in the treatment of certain gastric disorders (see p. 108).

Concerning the relative digestibility and nutritive value of various liquid and solid foods, the reader is referred to the section dealing with this subject.

**Special Factors bearing on the Diet in Patients Suffering from Gastric Disturbances.**—1. Von Noorden<sup>1</sup> demonstrated the fact that the intestine will vicariously perform the work of the stomach in conditions in which the secretory function of the latter is lost. Thus, as has been shown by Ewald, Leube, and others, in cases of atrophy of the gastric mucous membrane in which there is no longer any gastric secretion the patient may maintain his weight, for the intestine assumes the digestive function normally carried on by the stomach. Einhorn<sup>2</sup> has likewise demonstrated this fact in cases of achylia gastrica. The point to be borne in mind is that even in cases in which the secretory action of the stomach is lost entirely, the intestine may assume this function of the stomach.

2. In those cases in which it is necessary to spare the stomach, as when food can not be digested or is vomited, either predigested foods may be utilized or foods may be administered through channels other than the stomach. Among the artificial predigested preparations are the albumoses and peptones, Denayer's Albumose-peptone, Somatose, Nutrose, and Mosquera Beef Meal. For the various methods of feeding, the reader is referred to the sections on Rectal Feeding, Subcutaneous Feeding, etc.

<sup>1</sup> *Berlin. Klinik*, pt. lv.

<sup>2</sup> *Medical Record*, 1892.

3. The following rules for eating should be carried out :

(a) Food should be thoroughly masticated ; this is especially important in those cases in which there are marked gastric disturbances. Biernacki<sup>1</sup> and the authors<sup>2</sup> have shown the importance of the effect of the salivary digestion upon the gastric secretion in so far that an absence of salivary secretion not only results in an absence of amylolysis, but that the proteolysis is much retarded.

(b) The meals should be taken at regular intervals and in moderate quantities, according to the nature of the gastric disease ; this rule must be varied under certain conditions ; *e. g.*, small frequent meals should be taken in atony, whereas under other conditions, such as hyperchlorhydria, somewhat larger meals should be given but three times daily.

(c) The temperature of the food is also an important factor in the treatment of gastric disturbances ; as Uffelmann has pointed out, the food should be taken at a temperature between 98° and 100° F. The ingestion of very hot food is believed to be a frequent cause of ulcer of the stomach. On the other hand, Wegele attributes the dyspepsia of many Americans to the taking of ice-cold water and other drinks.

(d) The question of rest or exercise after eating is one that is of considerable importance to those suffering from gastric disturbances. It is generally admitted that violent exercise should not be indulged in after eating. According to Schule,<sup>3</sup> patients suffering from superacidity should not sleep after eating. From experiments not as yet published the authors have determined :

(1) Under normal conditions the secretory as well as the motor functions of the stomach are not interfered with during rest ; during sleep after a meal, however, the secretory function remains normal, but the motor function is slightly disturbed.

(2) In cases of hyperchlorhydria with normal motor function the acidity is reduced and the motor function remains normal while resting, whereas during sleep the acidity remains about the same and the motor function is impaired.

(3) In conditions of hyperchlorhydria with motor insufficiency the acidity is lessened and the motor function impaired during rest, whereas during sleep the acidity is still further decreased and the motor function still further impaired.

(4) In conditions of hypochlorhydria with normal motor

<sup>1</sup> *Zeitschr. f. klin. Med.*, vol. xxi.

<sup>2</sup> *International Medical Magazine*, August, 1896.

<sup>3</sup> *Berlin. klin. Wochenschr.*, 1895, No. 50.



activity the acidity seems to be increased and the motor function remains normal during rest, whereas during sleep the acidity is increased and the motor function is disturbed.

(5) In conditions of hypochlorhydria with diminished motor activity the acidity seems to be increased and the motor function improved during rest, whereas during sleep the acidity remains about the same and the motor function is interfered with.

From these observations it appears that in conditions of gastric disturbances accompanied by hyperchlorhydria and hypochlorhydria and in motor disturbances of the stomach the gastric digestion is improved during rest, but impaired by sleep, after meals.

#### SPECIAL CURES IN THE TREATMENT OF THE DISEASES OF THE STOMACH.

Among the special forms of treatment recommended in gastric disturbances may be mentioned the rest cure, the milk cure, the grape cure, and forced feeding or gavage

The **rest cure**, first devised by Weir Mitchell and subsequently especially developed by Burkhart, in Germany, for the treatment of gastric conditions, plays an important rôle in the treatment of stomach disorders. This treatment is especially useful in cases of neurasthenia with severe anorexia and emaciation. It is also useful in the treatment of ulcer, gastritis, atony, and gastroptosis.

The rest treatment in gastric disorders should be carried out for from six to eight weeks. The results that follow this plan of treatment are often marvellous. For a further consideration of the method and plan of conducting the rest treatment systematically the reader is referred to the section dealing with this subject.

**The Milk Cure.**—The underlying principle of the milk cure consists in the ingestion of large quantities of milk, either alone or together with other foods. Under normal conditions, when taken alone in large quantities,—say, three liters a day,—milk does not suffice as a food; in certain digestive disturbances, however, milk given alone for a time forms a useful food and allows the stomach to regain its normal tone and functions. Milk is especially useful in the treatment of ulcer of the stomach and in certain forms of chronic gastritis; it is particularly useful in the secondary forms of gastritis, as those depending upon tuberculosis, anemia, etc. In some cases of nervous dyspepsia milk cures sometimes effect remarkable results, whereas in others milk disagrees and, as a consequence, the milk cure

can not be undertaken. When there is a diminution or an absence of acid in the stomach, milk is usually not well borne. It is also contraindicated in severe cases of atony and of dilatation, in intestinal conditions accompanied by extreme flatulence and chronic diarrheas.

When milk is given in large quantities in addition to other foods, it is more frequently better borne and is less apt to disagree. One of the disadvantages of the milk cure is the obstinate constipation the milk is apt to induce. Milk can often be rendered more digestible by the addition of barley-water, lime-water, milk of magnesia, and the like, or small quantities of coffee, tea, or whisky may be added to it. When milk disagrees, cream, buttermilk, kefir, kumiss, or matzoon may be given as a substitute for it. (See Milk Cure.)

**Forced Feeding or Gavage.**—This method was first introduced by Debove, and consists in introducing milk, eggs, and meat-extracts into the stomach by means of the stomach-tube. It is especially useful in nervous anorexia, in which cases there is great danger of starvation from lack of nourishment.

**The Grape Cure.**—In this form of treatment the patient lives exclusively upon grapes; it is especially useful in plethoric individuals, in whom it is important to diminish the weight; in chlorotic girls suffering with dyspepsia, and in certain cases of nervous dyspepsia.

#### DIET IN DYSPHAGIA.

Dysphagia may be due to any obstruction in the mouth, pharynx, or esophagus. The difficulty and pain induced by swallowing must be obviated by lessening the efforts at deglutition as much as possible; for this reason food must be given in a concentrated form, and only in a liquid or semisolid state; milk, egg-albumin, and the concentrated liquid beef preparations are especially useful in this condition. In those cases in which food can not be swallowed in sufficient quantities the patient must be fed through the stomach-tube. In this way broths, gruel, milk, and the like can be passed into the stomach. In very aggravated cases gastrotomy must be performed to prevent starvation.

#### DIET IN ACUTE GASTRITIS.

Oser has said that "every case of acute catarrh of the stomach has a natural tendency to heal of its own accord unless a chronic form is produced by a mistaken diet or wrong medica-



tion." It is a generally admitted fact that in the treatment of this condition the diet plays the leading rôle. The first step in the treatment consists in securing absolute rest for the stomach and a total abstinence from food for at least twenty-four hours. This procedure is sometimes very difficult to carry out, for many patients believe that food is necessary for them, and that they can secure relief more quickly by taking nourishment. The nausea and vomiting which are present in more or less degree in this condition, and which are aggravated by the taking of food, will soon convince the patient of the necessity of abstaining from food. The thirst is, however, so severe in these cases that patients may be allowed to rinse the mouth with water frequently, to retain tiny bits of ice in the mouth, or even to drink very small quantities of carbonated waters. With this plan of treatment recovery generally follows in two or three days. After the first twenty-four hours feeding may be begun by giving cautiously small quantities of milk diluted with lime-water, broths, and egg-albumin; these can gradually be increased in quantity, and during the next day or two boiled chicken, sweetbreads, scraped beef, in addition to toast, may be added.

The authors are accustomed to prescribe the following diet about the second or third day after an attack of acute gastritis:<sup>1</sup>

	Calories.
7 A. M.: 150 gm. milk with lime-water . . . . .	101
9 A. M.: 100 gm. egg-albumin flavored with orange- or lemon-juice . . . . .	53
11 A. M.: 150 gm. broth with egg . . . . .	84
1 P. M.: 150 gm. milk with lime-water . . . . .	101
3 P. M.: 5 gm. Armour's soluble beef in water . . . . .	10
5 P. M.: 100 gm. egg-albumin flavored with orange- or lemon-juice . . . . .	53
7 P. M.: 150 gm. milk with lime-water . . . . .	101
	503

After the third day the diet is increased as follows:

	Calories.
7 A. M.: 150 gm. milk (101) with 70 gm. toast (182) . . . . .	283
9 A. M.: 2 very soft-boiled eggs . . . . .	160
11 A. M.: 200 gm. Bouillon with 1 egg . . . . .	85
1 P. M.: 100 gm. rice cooked in milk . . . . .	177
70 gm. toast . . . . .	182
3 P. M.: 100 gm. egg-albumin (53) with 50 gm. crackers (187) . . . . .	240
5 P. M.: 150 gm. milk with 70 gm. toast . . . . .	283
7 P. M.: 100 gm. egg-albumin flavored with orange- or lemon-juice . . . . .	53
	1463

<sup>1</sup> In comparing these diet-lists slight discrepancies in the calorie values of the foods will be noted. These differences have arisen from some authors using the calorie values of raw foods, while others have computed the values of cooked foods. In the diet-lists given by the authors calorie values of foods as prepared for the table are given.

The following table, taken from Boas' *Magenkrankheiten*, gives a diet-list to be followed after the second or third day following an attack of acute gastritis :

*Diet for Acute Gastritis.*

	Calories.
8 A. M.: 200 gm. milk (with tea) . . . . .	135.0
50 gm. zwieback . . . . .	178.9
10 A. M.: 200 gm. bouillon with egg . . . . .	86.0
12 M.: 200 gm. milk soup . . . . .	227.2
50 gm. toasted bread . . . . .	129.4
3 P. M.: 130 gm. milk . . . . .	101.2
50 gm. cakes . . . . .	187.0
7 P. M.: 200 gm. milk soup with rice . . . . .	235.4
50 gm. zwieback . . . . .	178.9
	1459.0

**DIET IN CHRONIC GASTRITIS.**

The dietetic treatment of chronic gastritis is of far greater importance than the treatment of this disease by the use of drugs. The diet must be varied according to the stage of the disease. Inasmuch as the motor function of the stomach is usually unimpaired and only the secretory function affected, the most easily borne forms of food are liquids, such as broths; unfortunately, these foods do not furnish sufficient nutriment to sustain the patient. Their nutritive value may be increased by the addition of beef-extracts, eggs, barley and rice, peptones, somatose, etc. The diet should vary according to the character of the gastritis; in those cases in which the gastric secretion has entirely or almost entirely disappeared, protein food is digested with great difficulty; it must, therefore, be given in the most digestible form; of these foods, scraped beef, stewed beef, stewed chicken, broiled steak, and boiled sweetbreads are especially to be recommended. Vegetables should also be given in the most digestible form, best as a mush. Milk is useful in most cases; occasionally, however, it is not well borne; when this is the case, it can be made more agreeable by adding small quantities of rice, potatoes, or cocoa to it, or kefir, kumiss, or matzoon may be substituted for it. In those conditions in which considerable acid still remains in the stomach meats in various forms are very acceptable; to this list may be added fish and eggs; vegetables, such as mashed potatoes, spinach, mashed carrots, especially in the form of purées, are to be recommended. In all instances fat should be given in an easily digestible form—as good butter, cocoanut-butter, or Mehring's



Vigor Chocolate. It is impossible to formulate exact rules as to the number of meals that should be eaten and the quantity that should be taken at each meal; in a general way, small frequent meals are best borne. Mineral waters are often useful in the treatment of chronic gastritis, and the saline waters and alkaline saline waters are especially to be recommended; of these, the waters of Kissingen, Homburg, Saratoga (Congress), Carlsbad, Marienbad, and Saratoga (Hathorn) are especially noted for their usefulness in the treatment of chronic gastritis. Water should be taken in small quantities between meals. Alcoholic stimulants or any strong stimulants should, as a rule, be omitted; when utilized, they should be given in small quantities and best diluted with mineral waters. Salt and spices may be allowed occasionally in small quantities.

Ewald recommends the following diet in chronic gastritis:

8 A. M.:	150-200 gm. tea with 75-100 gm. of stale bread, toast, or zwieback.
10 A. M.:	50 gm. bread, 10 gm. butter, 50 gm. cold meat, or occasionally one glass of light wine or one-third of a liter of milk.
2 P. M.:	150-200 gm. water, milk, or bouillon from white meats; 100-125 gm. meat or fish; 80-100 gm. vegetables; 80 gm. compote.
4 or 5 P. M.:	One-fourth to one-third of a liter of warm milk (occasionally mixed with coca or coffee).
7 to 8 P. M.:	200 gm. soup or pap; 50 gm. white bread; 10 gm. butter.
Occasionally at 10 o'clock P. M.:	50 gm. wheat bread (biscuit or zwieback); one cup of tea.

The authors have found the following diet-list useful in cases of chronic gastritis:

	Calories.
8 A. M.:	200 gm. milk flavored with tea . . . . . 135
	60 gm. stale bread (154) with 40 gm. butter (326) . . . . . 480
	1 soft-boiled egg . . . . . 80
10 A. M.:	100 gm. scraped beef (119) with 60 gm. stale bread or toast (154) . . . . . 273
	(or chicken sandwich (260) or 50 gm. sherry (60) with egg (80))
11 A. M.:	Bouillon with egg . . . . . 84
	100 gm. chicken . . . . . 106
	(or 100 gm. lamb chops (230), or 100 gm. broiled steak (209))
	100 gm. spinach . . . . . 166
	100 gm. mashed potatoes . . . . . 127
	100 gm. stewed apples . . . . . 53
	60 gm. toast . . . . . 154
4 P. M.:	120 gm. milk with tea . . . . . 81
	30 gm. crackers . . . . . 102
7 P. M.:	60 gm. stale bread (154) with 40 gm. butter (326) . . . . . 480
	200 gm. milk . . . . . 135
	2456

The following (Wegele) is the diet in chronic gastritis:

		Protein.	Fat.	Carbo- hydrates.	Alco- hol.
Morning:	150 gm. cocoa . . . . .	8.00	6.0	7.50	
	25 gm. butter on toasted bread . . . . .	0.18	20.8	0.15	
Forenoon:	1 soft-boiled egg . . . . .	6.00	5.0		
	200 gm. oatmeal broth . . . . .	12.50	0.3	18.00	
Noon:	150 gm. chicken . . . . .	28.00	13.5	1.80	
	200 gm. carrots . . . . .	2.14	0.4	16.30	
Afternoon:	150 gm. cocoa . . . . .	8.00	6.0	7.50	
	35 gm. butter . . . . .	0.18	20.8	0.15	
	200 gm. barley broth . . . . .	3.20	6.0	17.00	
Evening:	1 egg . . . . .	6.00	5.0		
	100 gm. scraped ham . . . . .	25.00	8.0		
	100 gm. macaroni . . . . .	9.00	0.3	76.70	
During the day:	200 gm. wine . . . . .			6.00	16.0
	75 gm. zwieback . . . . .	9.00	1.5	63.90	
	Totals . . . . .	117.20	94.6	236.01	19.0
	Calories . . . . .	480	890	970	100
	Entire number of calories . . . . .				2430

Boas' diet for chronic gastritis:

		Calories.
8 o'clock:	200 gm. milk and flour soup (100 gm. milk)	121.5
	50 gm. bread . . . . .	129.4
	30 gm. butter . . . . .	213.9
10 o'clock:	2 eggs . . . . .	160.0
	50 gm. white bread + 30 gm. butter . . . . .	343.3
	or 50 gm. white bread + 30 gm. butter + 60 gm. scraped beef	
12 o'clock:	200 gm. farina milk soup . . . . .	227.2
	200 gm. milk and rice . . . . .	353.4
	100 gm. prunes . . . . .	44.0
3 o'clock:	200 gm. milk and tea or milk and coffee (150 gm. milk)	101.2
	50 gm. white bread . . . . .	129.4
7 o'clock:	200 gm. rice and milk soup . . . . .	335.4
	50 gm. zwieback . . . . .	178.9
		2237.6

Diet for chronic gastritis (Boas):

		Calories.
8 o'clock:	200 gm. milk with 40 gm. cocoa + 30 gm. sugar . . . . .	462.0
	50 gm. cakes or 50 gm. zwieback (178.9) . . . . .	187.0
10 o'clock:	50 gm. bread with 30 gm. butter . . . . .	343.0
	100 gm. calf-brain or 100 gm. sweetbread (90) or 100 gm. broiled rockfish (71.75) . . . . .	140.0
12 o'clock:	Soup of 30 gm., tapioca, 10 gm. butter and 1 egg . . . . .	282.0
	10 gm. noodles . . . . .	352.6
	or 100 gm. spinach (165.65), 100 gm. purée of beans (193), 100 gm. carrots (40), 50 gm. mashed potatoes (63.7).	
	100 gm. breast of young chicken . . . . .	106.4
	100 gm. veal chops (230), or 100 gm. stewed veal, pigeon, venison, fish, 100 gm. farina, omelet or egg, pancake with ham . . . . .	288.0
3 o'clock:	100 gm. milk and tea with 28 gm. sugar . . . . .	147.2
	25 gm. cakes . . . . .	93.5
7 o'clock:	50 gm. wheat bread with 30 gm. butter . . . . .	343.0
	50 gm. scraped meat . . . . .	59.5
	Total . . . . .	2804.2



## DIET IN ATROPHIC CATARRH OF THE STOMACH.

In conditions of atrophy of the gastric mucous membrane there is a complete absence of the gastric secretion. The condition has also been termed achylia gastrica by Einhorn. In this disease the intestine acts vicariously and digests the food for the stomach. It is important to arrange the diet so that it can easily be acted upon by the intestinal juices. The food must be broken up into as fine particles as possible, and should to a large extent be given in liquid and semiliquid form. Of the liquids, broths, such as barley, rice, or chicken broth, are to be recommended.

Vegetables are usually well borne; cereals should be eaten after the cellulose has been removed. Peas and beans strained and eaten as a purée, as in broth, are especially useful, as they contain quite a large percentage of protein. Potatoes and rice are to be eaten cooked with broth or milk, or as a mush. Eggs are to be taken soft-boiled. Meats must be given in the most digestible forms, as brains, scraped beef, boiled sweetbreads, and only in small amount; raw oysters and boiled fish are also permissible. In very severe forms somatose and Mosquera Beef Meal are to be added to the milk or broth. Milk is occasionally imperfectly digested in this condition, and cream, kefir, kumiss, or matzoon may be substituted for it. Butter may be eaten on crackers, stale bread, or toast. Such beverages as tea, coffee, cocoa, and small quantities of wine may be allowed.

Small meals should be taken at intervals of two or three hours.

The following diet-list, advised by Wegele, gives the diet in atrophic catarrh:

		Protein.	Fat.	Carbohy- drates.	Alco- hol.
Morning:	150 gm. cocoa . . . . .	6.00	4.00	13.50	
Forenoon:	150 gm. wine . . . . .			4.00	12.0
	20 gm. butter (on toasted bread) . . . . .	0.15	16.60	0.12	
	100 gm. maltoleguminose soup . . . . .	2.60	0.10	6.20	
Noon:	100 gm. scraped beef . . . . .	20.00	6.00		
	100 gm. mashed potatoes . . . . .	3.10	0.50	21.30	
	10 gm. malt extract . . . . .	0.50		5.50	
	1 cup tea (with zwieback) . . . . .				
Afternoon:	20 gm. butter . . . . .	0.15	16.60	0.12	
	30 gm. honey . . . . .	0.40		22.00	
Evening:	250 gm. rice . . . . .	22.00	8.25	71.00	
During the day:	} 75 gm. zwieback (or toasted bread) . . . . .	9.00	1.50	63.90	
10 o'clock at night:	} 10 gm. cognac . . . . .				7.0
	Total . . . . .	72.70	62.85	219.64	19.0
	Calories . . . . .	300	580	920	130
	Entire number of calories . . . . .				1930

Einhorn<sup>1</sup> advises the following diet in cases of achylia gastrica :

		Grams.	Calories.
8 A. M. :	Oatmeal with cream . . . . .	150	395
	Cocoa with milk . . . . .	200	135
	Toasted bread . . . . .	60	135
	Butter . . . . .	20	163
12 M. :	Pea soup . . . . .	200	190
	Scraped meat (broiled) or fish . . . . .	100	213
	Baked or mashed potatoes . . . . .	50	63
	Spinach or turnips . . . . .	50	82
	Wheaten bread . . . . .	60	135
	Butter . . . . .	20	163
6 P. M. :	Two eggs (soft-boiled) or scrambled . . . . .		160
	Farina with milk . . . . .	200	432
	Wheaten bread . . . . .	60	135
	Butter . . . . .	20	163
	Tea (milk and sugar) . . . . .	240	60
9.30 P. M. :	Kumiss . . . . .	200	
	Crackers . . . . .	30	
	Butter . . . . .	10	
	or a sandwich with cream or caviare		323
			2947

#### DIET IN HYPERSECRETION.

By hypersecretion is meant a continuous excessive secretion of gastric juice ; the condition may be intermittent or chronic.

In **intermittent hypersecretion** the excessive secretion occurs periodically and is accompanied by extreme distress. This distress may often be lessened if a small quantity of milk or a hard-boiled egg is taken at the very beginning of an attack. Inasmuch as fluids in large quantities tend to increase the vomiting, their use should be prohibited. If thirst is severe, small bits of ice may be given or rectal injections administered. The diet during the interval between attacks is similar to that prescribed in hyperchlorhydria (*q. v.*).

**Chronic Hypersecretion.**—In this condition an excessive quantity of gastric juice is secreted continuously. In the treatment of this disorder all foods that tend to increase the secretion of acid in the stomach, such as spices, condiments, and stimulants, are to be proscribed. The diet should be made up largely of the proteins, since these foods are generally well borne ; the carbohydrates are poorly digested, and hence must be given only in small quantities and in the most readily assimilable forms. Fluids should be administered sparingly. Food should be given at intervals of two or three hours. All forms of meats are allowable—chicken, roast beef, lamb chops,

<sup>1</sup> *Diseases of Stomach*, p. 370.



broiled steak; of carbohydrates, the best are oatmeal, zwieback, and Nestlé's food; purée of potatoes, spinach, etc., may also be eaten. Milk is an excellent food in this disease, and may be taken either alone or mixed with tea, coffee, cocoa, or eggs.

*Diet-list for Hypersecretion (after Wegele).*

		Protein.	Fat.	Carbohy- drates.
Morning:	100 gm. tea with milk . . . . .	3.4	3.0	4.8
	2 soft-boiled eggs . . . . .	12.0	10.0	
Forenoon:	150 gm. calf's-foot jelly . . . . .	35.0	17.0	1.0
Noon:	150 gm. sweatbread in bouillon . . . . .	32.0		
	250 gm. tapioca mush . . . . .	12.0	8.0	11.0
	50 gm. cream . . . . .	2.0	13.5	1.7
Afternoon:	200 gm. milk . . . . .	6.8	6.0	9.6
Evening:	200 gm. ham . . . . .	48.0	70.0	
	2 scrambled eggs . . . . .	12.0	12.0	
At meal times:	100 gm. aleuronat toast . . . . .	28.3	1.5	66.7
10 P. M.:	100 gm. milk }			
During night:	100 gm. milk }	6.5	6.0	10.0
	Total . . . . .	218.0	147.0	104.8
	Calories . . . . .	900	1360	430
	Entire number of calories . . . . .			2700

The authors have prescribed the following diet in hypersecretion of gastric juice:

		Calories.
8 A. M.:	200 gm. milk flavored with tea . . . . .	135
	2 soft-boiled eggs . . . . .	160
	60 gm. toast . . . . .	154
	40 gm. butter . . . . .	326
10 A. M.:	50 gm. raw scraped beef . . . . .	60
	50 gm. toast . . . . .	130
12 M.:	100 gm. broiled steak . . . . .	210
	or 100 gm. chicken or lamb chop	
	100 gm. asparagus . . . . .	18
	or 100 gm. of carrots (41) mashed and strained,	
	or 100 gm. of peas (318) mashed and strained,	
	or 100 gm. spinach (165)	
	100 gm. stale wheat bread . . . . .	258
4 P. M.:	200 gm. milk . . . . .	135
	1 soft-boiled egg . . . . .	80
	60 gm. toast . . . . .	154
	40 gm. butter . . . . .	326
7 P. M.:	100 gm. baked trout . . . . .	106
	100 gm. milk . . . . .	67
		2319

DIET IN DILATATION OF THE STOMACH.

In the dietetic treatment of dilatation of the stomach it must be remembered that fluids are badly borne, and must, therefore, be given only in very small quantities—not over one to one and

one-half liters a day. The fluids that are permissible are milk, cream, coffee, tea, and bouillon, all in small quantities. The thirst that accompanies this disease may be relieved by allowing the patient to suck bits of ice or by giving rectal injections of water or normal salt solution. Since nutrition is usually very faulty in this disease, nutrient enemata must frequently be employed. When milk is administered, such substances as tapioca and rice should be added. Egg or concentrated meat-extracts should be added to bouillon to increase its nutritive value. Meats should be given only in the most digestible forms; of these, stewed chicken, boiled sweetbreads, calves'-brains, and scraped beef are to be preferred. Vegetables, such as carrots, spinach, peas, potatoes, should be administered in the form of purées. Bread should be eaten stale; wheat bread or toast is best. Stewed fruits, such as stewed prunes and baked apples, are also permissible. Since fats are apt to cause fermentation, butter should be allowed only in quite small quantities. Alcohol is not to be recommended in this condition; if it must be used, it is best given in the form of some light wine. Strong spices should always be avoided.

The special feature of the treatment consists in giving frequent concentrated meals. Patients with dilatation of the stomach should be cautioned against visiting watering-places for the purpose of drinking the waters.

The following is the diet-list used by the authors in dilatation of the stomach:

	Calories.
8 A. M.:	100 gm. milk with tea . . . . . 67
	50 gm. stale wheat bread . . . . . 130
	10 gm. butter . . . . . 80
	1 egg . . . . . 80
10 A. M.:	100 gm. raw scraped beef . . . . . 118
	50 gm. toast . . . . . 130
	10 gm. butter . . . . . 80
	50 c.c. sherry wine . . . . . 60
12 M.:	150 gm. broiled steak . . . . . 315
	or 150 gm. lamb chops or chicken
	100 gm. baked potatoes . . . . . 127
	100 gm. spinach . . . . . 166
	or 100 gm. asparagus (185)
	or 100 gm. peas, mashed and strained (318)
	or 100 gm. carrots, mashed and strained (41)
4 P. M.:	100 gm. cream . . . . . 214
	50 gm. stale bread . . . . . 130
	10 gm. butter . . . . . 80
7 P. M.:	100 gm. boiled rock fish . . . . . 80
	50 gm. stale wheat bread . . . . . 130
	10 gm. butter . . . . . 80
	<u>2067</u>



<i>Boas' Diet-list in Dilatation of the Stomach.</i>		Calories.
8 A. M.:	100 gm. tea and milk (saccharin, not sugar) with 50 gm. toasted bread . . . . .	195.50
10 A. M.:	100 gm. flour . . . . .	437.00
	30 gm. toasted bread (77.70) + 10 gm. butter (71.30) . . . . .	149.00
12 M.:	150 gm. broiled meat . . . . .	320.70
	25 gm. mashed potatoes . . . . .	63.70
	or 50 gm. spinach (82.3), 50 gm. carrots (20.5), or purée of beans (96.5)	
2 P. M.:	50 gm. cream . . . . .	107.30
4 P. M.:	100 gm. tea with milk (saccharin, not sugar) with 50 gm. toasted bread . . . . .	195.50
7 P. M.:	100 gm. broiled perch . . . . .	71.75
	50 gm. wheat bread (129.00) + 10 gm. butter (71.30) . . . . .	200.30
	100 gm. cream . . . . .	214.00
9 P. M.:	50 gm. cream . . . . .	162.30
	Total . . . . .	2117.05

<i>Wegele's Diet-list for Dilatation of the Stomach.</i>		Protein.	Fat.	Carbo- hydrates.	Alcohol.
Morning:	100 gm. scraped ham . . . . .	25.0	8.0		
	Tea with 50 gm. cream . . . . .	1.8	13.3	1.8	
Forenoon:	2 eggs . . . . .	12.0	10.0		
	20 gm. sugar . . . . .			16.0	
	20 gm. cognac . . . . .				13.8
Noon:	100 gm. scraped beef . . . . .	20.7	1.5		
	100 gm. mashed potatoes . . . . .	3.8	0.5	21.3	
Afternoon:	Tea with 50 gm. cream . . . . .	1.8	13.3	1.8	
Evening:	100 gm. roast chicken (hashed) . . . . .	20.7	1.5		
	100 gm. flour (puff paste) . . . . .	4.2	4.3	22.0	
During the day:	80 gm. zwieback . . . . .	8.5	1.2	55.0	
Night:	200 gm. milk . . . . .	6.4	7.2	9.6	
	Total . . . . .	104.2	60.8	127.5	13.8
	Calories . . . . .	427.0	565.0	722.0	100
	Entire number of calories . . . . .				1600

<i>Biedert's Diet-list for Dilatation of the Stomach.</i>		Protein.	Fat.	Carbo- hydrates.
6 A. M.:	500 gm. milk, 40 gm. toast . . . . .	20.3	18.4	55.8
8 A. M.:	Oatmeal soup with 15 gm. of meat solution . . . . .	5.5	1.0	14.2
10 A. M.:	Cream mixture (125 c.c. of cream and 6 gm. of lactose), 40 gm. toast . . . . .	7.8	12.9	41.5
12 M.:	Barley soup with yolk of 1 egg . . . . .	4.0	9.2	7.7
	140 gm. of roast beef, venison, poultry, boiled chopped beef, or fish . . . . .	42.8	10.4	
	40 gm. toast . . . . .	3.3	0.4	30.8
	25 gm. cinnamon cake, soda cake, coffee cake, biscuit, small cup black coffee . . . . .	2.0	1.5	14.0
4 P. M.:	250 c.c. of milk, water, or cocoa, 3 zwieback (30 gm.) . . . . .	9.2	11.3	38.3
7 P. M.:	Leguminose soup with 15 gm. of meat solution or soup made from $\frac{1}{2}$ timpe soup lozenge . . . . .	7.6	1.0	12.6
	Rice flour mush . . . . .	18.3	14.1	98.1
	Total value, about 2524 calories.	120.8	80.2	313.0

*Biedert's Diet-list for Dilatation of the Stomach.*

(More Nourishing than the Preceding List.)

	Protein.	Fat.	Carbo- hydrates.
6 A. M.: 250 c.c. milk, 30 gm. toast . . . . .	11.0	9.3	35.6
8 A. M.: 2 eggs, 20 gm. of toast . . . . .	13.7	10.2	15.4
10 A. M.: 125 c.c. cream, 2 zwieback . . . . .	6.9	14.0	18.8
12 M.: 140 gm. roast beef, venison, poultry, chopped beef, or fish . . . . .	42.8	10.4	
40 gm. toast . . . . .	3.3	0.4	30.8
25 gm. soda cake, cinnamon cake, coffee cake, biscuit . . . . .	2.0	1.5	14.0
4 P. M.: 250 c.c. milk-cocoa, 3 zwieback with fruit jelly . . . . .	13.5	15.8	44.6
7 P. M.: Rice mush, 2 zwieback, cakes . . . . .	14.8	10.8	78.7
10 P. M.: 250 c.c. milk, 2 zwieback . . . . .	10.9	10.5	26.3
	118.9	82.9	264.2

Total value, about 2341 calories.

## DIET IN ATONY OF THE STOMACH.

Since atony is frequently caused by injudicious and too rapid eating, persons with feeble digestive powers should exercise especial caution to eat slowly, masticate thoroughly, and avoid indigestible food. Persons suffering from atony of the stomach should eat small quantities of food at frequent intervals. Since water is not absorbed in the stomach to any extent, it is advisable that the quantity of fluids taken should not exceed  $1\frac{1}{2}$  liters a day; this amount should include all fluids—coffee, tea, soups, etc. If the thirst is very great, enemata of water or nutrient enemata may be administered.

The use of milk in large quantities, as has been recommended, is not generally to be advised when the patient is able to go about, since the weight of large quantities of milk may overdistend the stomach; when, however, a rest cure is instituted, milk is commonly well borne, even in very large quantities. The diet in atony of the stomach varies according to the nature of the gastric secretion. In cases of superacidity a liberal meat diet, consisting especially of chicken, beef, mutton, or ham, is to be recommended; fish, eggs, hard and soft boiled, are also permissible; the vegetables should be selected with care; carrots, peas, beans, and cauliflower may be given, but must be mashed and strained so as to rid them of cellulose; potatoes, rice, and grits may also be allowed. Butter is the form of fat best suited to this condition. Alcoholic stimulants are, as a rule, not well borne, and their use should



be prohibited; in a limited number of cases alcohol in the form of a light wine acts as a stomachic, and may be prescribed.

In those cases in which there is an absence or a diminution of acid in the gastric secretion the lighter forms of meat, such as the white meat of chicken or fish, sweetbreads, stewed chicken, or raw scraped beef, should be allowed; vegetables, on the other hand, must be given in somewhat larger quantities. The treatment of the chronic constipation accompanying gastric atony, since it is one of the most constant symptoms, requires special mention. In the treatment of this condition the main reliance must be placed on the diet. Such forms of foods should be given as will, in the course of digestion, produce substances that excite intestinal peristalsis; among these foods may be mentioned Graham bread, certain vegetables, such as carrots, beans, tomatoes, peas, and turnips, macaroni, stewed and raw fruits, buttermilk, honey, and cider. This form of diet will often overcome the constipation of atony without the aid of drugs. (For a more extensive consideration of the dietetic treatment of chronic constipation the reader is referred to the section dealing with this subject.)

The following list has been used by the authors in the treatment of atony of the stomach:

	Calories.
7 A. M.: 40 gm. orange-juice . . . . .	88
8 A. M.: 200 gm. milk . . . . .	135
1 soft-boiled egg . . . . .	80
60 gm. toast . . . . .	154
40 gm. butter . . . . .	325
10 A. M.: 100 gm. raw scraped beef . . . . .	118
60 gm. stale wheat bread . . . . .	154
12 M.: 100 gm. broiled steak . . . . .	209
or 100 gm. lamb chops (230)	
or 100 gm. stewed chicken (106)	
200 gm. asparagus . . . . .	37
or 100 gm. peas (318)	
or 100 gm. spinach (165)	
100 gm. mashed potatoes . . . . .	127
100 gm. apple-sauce . . . . .	53
50 gm. bread (stale) . . . . .	130
3 P. M.: 200 gm. milk . . . . .	135
60 gm. wheat bread . . . . .	154
40 gm. butter . . . . .	325
7 P. M.: 100 gm. boiled rock fish . . . . .	80
100 gm. milk . . . . .	67
60 gm. bread . . . . .	154
40 gm. butter . . . . .	325
	2850

*Diet-list in Atony of Stomach with Hypochlorhydria.—(After Wegele.)*

		Protein.	Fat.	Carbo- hydrates.	Alco- hol.
Morning:	150 gm. leguminose cocoa	6.0	4.0	13.5	
	50 gm. cream . . . . .	1.8	13.3	1.8	
Forenoon:	1 soft-boiled egg . . . . .	6.0	5.0		
	20 gm. zwieback . . . . .	2.5	0.4	15.0	
Noon:	100 gm. scraped beef . . . . .	17.1	6.0		
	200 gm. mashed potatoes . . . . .	4.2	2.7	42.6	
	20 gm. malt extract . . . . .	1.0		11.0	
Afternoon:	150 gm. leguminose cocoa	6.0	4.0	13.5	
	50 gm. cream . . . . .	1.8	13.3	1.8	
Evening:	250 gm. tapioca pulp . . . . .	12.0	8.0	11.0	
	15 gm. diastase malt ex- tract . . . . .			9.0	
During the day:	50 gm. zwieback . . . . .	6.0	1.0	35.0	
10 o'clock at night:	200 gm. milk . . . . .	6.4	7.2	9.6	
	10 gm. cognac . . . . .				6.9
	Total . . . . .	71.6	64.9	163.8	6.9
	Calories . . . . .	290	600	670	50
	Entire number of calories . . . . .				1600

*Diet-list in Atony of the Stomach with Hyperchlorhydria and Normal Acidity.—(After Wegele.)*

		Protein.	Fat.	Carbo- hydrates.	Alco- hol.
Morning:	150 gm. peptone cocoa . . . . .	8.0	6.0	7.5	
	50 gm. cream . . . . .	1.8	13.3	1.8	
Forenoon:	30 gm. milk-toast . . . . .	3.0	0.2	20.0	
	50 gm. ham . . . . .	12.5	4.0		
	1 egg . . . . .	6.0	5.0		
Noon:	120 gm. roast meat . . . . .	21.0	8.0		
	200 gm. mashed potatoes . . . . .	4.2	2.7	42.6	
Afternoon:	150 gm. peptone cocoa . . . . .	8.0	6.0	7.5	
	50 gm. cream . . . . .	1.8	13.3	1.8	
Evening:	120 gm. cold roast meat . . . . .	21.0	8.0		
	200 gm. rice . . . . .	9.0	6.6	28.6	
10 o'clock:	100 gm. wine . . . . .			3.3	7.8
During the day:	50 gm. zwieback . . . . .	6.5	1.6	41.0	
	Total . . . . .	102.8	74.7	159.1	7.8
	Calories . . . . .	420	700	640	55
	Entire number of calories . . . . .				1800

*Diet-list for Atony of the Stomach, as advised by Boas.*

		Calories.
8 A. M.:	100 gm. milk and tea, 50 gm. wheat bread, 30 gm. butter (in constipation, 50 gm. milk).	401.2
10 A. M.:	50 gm. wheat bread, 50 gm. butter . . . . .	343.7
	60 gm. scraped meat, raw . . . . .	71.5
	or broiled (128.3), or 60 gm. ham (262.2)	
12 M.:	150 gm. cooked beef, and 50 gm. macaroni . . . . .	439.3
	(or 100 gm. rice, farina, mashed potatoes)	
3 P. M.:	100 gm. milk and tea, 50 gm. wheat bread, 30 gm. butter	401.2
7 P. M.:	100 gm. cold beef . . . . .	213.8
	50 gm. white bread, 30 gm. butter . . . . .	343.7
		2214.4



## DIET IN ULCER OF THE STOMACH.

Prophylactically much can be done by a carefully selected diet to prevent the onset of an ulcer of the stomach. As soon as the very first symptoms become manifest, the patient should be placed upon an absolute milk diet. The temperature of the food should be regulated, so that it be not given too hot or too cold. Anemia, which so frequently accompanies the disease, must be combated; hyperchlorhydria, which is so important an etiologic factor in this condition, must also be overcome.

Boas<sup>1</sup> divides the treatment of ulcer of the stomach into several stages:

*Stage of Hemorrhage.*—In this stage Boas advises absolute rest in bed; the patient not being even allowed to arise for purposes of defecation or urination. No nourishment whatever should be given by the mouth. In robust individuals even nutrient enemata may be omitted. If the patient is weak or in feeble condition, feeding by the rectum may be instituted. (See the section on Nutrient Enemata for the method of preparation and utilization of this mode of feeding.) Only two or three nutrient enemata are to be given daily. Boas carries out this plan for three or four days. After this he gradually begins mouth-feeding, the nourishment consisting exclusively of fluids given at a temperature of 98° to 100° F. He prefers milk diluted with lime-water, with tea, or with coffee. In addition he permits beef-tea, freshly expressed or artificial beef-juice, and egg-albumin. The carbonated waters, such as Vichy, are also useful.

After the first week Boas begins the regular Leube and Ziemssen ulcer treatment, which he conducts as follows: The patient is given  $\frac{1}{4}$  liter of Carlsbad water, which he drinks in bed morning and evening. Hot-water applications are placed on the abdomen. The diet during this stage consists mainly of milk in addition to other fluids. If the patient is very weak, nutrient enemata may occasionally be given.

In the treatment beginning with the third and continuing during the fourth week Boas permits the patient to recline on a couch, and continues the use of the Carlsbad water, which should be given for four weeks from the time it is first taken; he advises that the diet still consist mainly of milk, although he now permits the addition of soaked zwieback, scalded crackers, and soft rolls. Meats (sweetbreads, brains,

<sup>1</sup> *Magenkrankheiten*, p. 56.

meat balls), fish (perch, oysters in small quantities), in addition to the light red wine and carbonated waters, are also allowed.

After the fourth week, if the patient is doing well, Boas adds from 50 to 200 gm. of mashed potatoes, stewed fruits, and vegetables, such as spinach, carrots, peas, and turnips, in the form of purées, to the diet previously given. The meats—broiled steak, chops, and roast beef—if well cooked, can finally be given more liberally. According to Boas, the patient should avoid raw fruit, acid and highly seasoned foods, and also very hot and very cold drinks, for many years. Even in those cases in which there has been no hemorrhage Boas nevertheless advises the rest treatment. It is generally admitted that the rest cure is the only satisfactory plan for treating cases of ulcer of the stomach. Leube and Penzoldt have devised dietaries for these cases; these have been given elsewhere (see p. 341). The first dietary should be followed for ten days; the second, for the succeeding ten days; the third, for about eight days. The severity of the condition in each case must, of course, determine the length of time during which each dietary must be continued. In all instances milk seems to be the most useful form of food during the first weeks of this rest treatment. This plan was carried out many years ago by Cruveilhier in his treatment of ulcer of the stomach. Occasionally milk does not agree, and substitutes must be given in its stead. Of these, buttermilk, kefir, matzoon, and kumiss are especially to be recommended. Among other preparations that have been found useful as foods are the well-known Leube-Rosenthal beef solution, as recommended by Leube and Rosenthal, and chicken and calves'-foot jelly, as advised by Fleiner.

In those cases in which milk is not well borne Debove suggests that the milk be passed into the stomach through the stomach-tube. He found that when given in this way the milk was not vomited. Bouveret also recommends this mode of feeding in intractable cases of ulcer.

There are a number of cases of ulcer of the stomach that do not yield to the ordinary rest treatment as outlined by Boas, Leube, and Penzoldt. Donkin<sup>1</sup> first directed attention to the fact that excellent results could be obtained in this class of cases by exclusive rectal alimentation. His treatment extended over twenty-three days; since then McCall Anderson<sup>2</sup> and Boas<sup>3</sup> have obtained excellent results by this plan of treat-

<sup>1</sup> *Lancet*, 1890.    <sup>2</sup> *Brit. Med. Jour.*, 1890.    <sup>3</sup> *Magenkrankheiten*, p. 59.



ment in obstinate and recurrent cases of ulcer of the stomach; Riegel, too, approves of this plan. Boas carries out exclusive rectal alimentation for at least ten days; he then allows fluids, such as milk, tea, bouillon, red wine, for some days, and finally permits the patient to resume his usual diet.

There are a certain number of light forms of ulcer of the stomach in which it is impossible to carry out the rest treatment. In such cases Boas advises an ambulatory treatment together with the use of silver nitrate. The silver is administered in solution on an empty stomach in from  $\frac{1}{6}$  to  $\frac{1}{2}$  grain doses; at the same time a carefully regulated diet is given. The food consists chiefly of milk and other fluids; in addition he allows tender meats and fish, mashed potatoes, and vegetables in the form of purées (cautiously), all in moderate quantities.

Mineral waters are often utilized in the treatment of ulcer of the stomach; of these, Carlsbad waters have been especially recommended, but Saratoga (Hathorn) can also be used with benefit. The mineral water treatment should be undertaken only at the spring, after the ulcer has healed, and after the patient has undergone the rest cure. The treatment at Carlsbad or Saratoga will often prevent the possibility of relapses. After the ulcer has healed, it is important to overcome the anemia which is usually present in most cases of gastric ulcer. This may be accomplished by means of the diet (see Diet in Anemia) as well as by sending the patient to some invigorating watering-place or to the mountains. Iron and arsenic should also be given to overcome this condition. They should not, however, be prescribed until the ulcer is healed.

## DIET-LISTS OF WEGELE FOR ULCER OF THE STOMACH.

*Diet I.—To be followed at least ten days.*

		Protein.	Fat.	Carbo- hydrates.
Morning:	250 gm. milk . . . . .	8.50	9.00	12.0
	2 cakes (5 gm. each) . . . . .	1.10	0.50	7.3
10 o'clock:	250 gm. milk . . . . .	8.50	9.00	12.0
	1 cake . . . . .	0.60	0.25	3.7
12 o'clock:	150 gm. bouillon . . . . .	0.75	0.45	0.9
	50 gm. meat solution (or egg) . . . . .	8.50	3.00	3.5
4 o'clock:	250 gm. milk . . . . .	8.50	9.00	12.0
	2 cakes . . . . .	1.10	0.50	7.3
	150 gm. bouillon . . . . .	0.75	0.45	0.9
	50 gm. meat solution or 1 egg . . . . .	8.50	3.00	3.5
	2 cakes . . . . .	1.10	0.50	7.3
	Total . . . . .	47.90	35.65	70.4
	Calories . . . . .	200	330	330

*Diet II.—To be followed at least seven days.*

		Protein.	Fat.	Carbo- hydrates.
Morning:	250 gm. milk . . . . .	8.5	9.00	12.0
	3 cakes . . . . .	1.8	0.75	11.1
10 o'clock:	200 gm. bouillon . . . . .	3.2	4.40	3.2
	1 egg . . . . .	6.0	5.00	
Noon:	1 boiled pigeon . . . . .	22.0	1.00	0.7
	about 200 gm. rice in bouillon . . . . .	5.0	2.00	40.0
4 o'clock:	250 gm. milk . . . . .	8.5	9.00	12.0
	2 cakes . . . . .	1.1	0.50	7.3
8 o'clock:	150 gm. bouillon . . . . .	6.4	6.70	9.0
	100 gm. sweetbreads . . . . .	28.0	0.40	
	Total . . . . .	90.5	38.75	95.3
	Calories . . . . .	370	350	390
	Entire number of calories . . . . .			1100

*Diet III.—To be followed at least five days.*

		Protein.	Fat.	Carbo- hydrates.
Morning:	2 cups of tea or coffee with 100 gm. of milk . . . . .	3.4	3.60	4.8
	20 gm. sugar . . . . .	0.5		18.2
	3 cakes . . . . .	1.8	0.75	11.1
10 o'clock:	200 gm. bouillon . . . . .	3.2	4.40	3.2
	1 egg . . . . .	6.0	5.00	
Noon:	200 gm. soup . . . . .	3.2	6.00	17.0
	150 gm. beefsteak . . . . .	31.0	2.20	
	100 gm. mashed potatoes . . . . .	3.1	0.85	21.3
4 o'clock:	2 cups tea with 100 gm. milk . . . . .	3.4	3.60	4.8
	20 gm. sugar . . . . .	0.5		18.2
	3 cakes . . . . .	1.8	0.75	11.1
Evening:	100 gm. scraped ham . . . . .	25.0	8.10	
	200 gm. soup . . . . .	3.2	6.00	17.0
	Total . . . . .	86.1	41.25	126.7
	Calories . . . . .	350	380	520
	Entire number of calories . . . . .			1250

*Diet IV.—To be followed at least one week.*

		Protein.	Fat.	Carbo- hydrates.
Morning:	2 cups tea or coffee, 100 gm. milk . . . . .	3.4	3.6	4.8
	20 gm. sugar . . . . .	0.5		18.2
	milk-toast (50 gm.) . . . . .	4.5	0.5	29.0
10 o'clock:	200 gm. bouillon . . . . .	3.2	4.4	3.2
	1 egg . . . . .	6.0	5.0	
Noon:	200 gm. soup . . . . .	3.2	6.0	17.0
	150 gm. roast fowl . . . . .	27.6	14.0	1.7
	100 gm. carrots or spinach . . . . .	1.0	0.2	8.1
	200 gm. light flour food . . . . .	9.0	8.4	45.0
4 o'clock:	2 cups of tea with 100 gm. milk . . . . .	3.4	3.6	4.8
	20 gm. sugar . . . . .	0.5		18.2
	milk-toast . . . . .	4.5	0.5	29.0
Evening:	100 gm. cold roast meat . . . . .	38.2	2.8	
	150 gm. tapioca . . . . .	7.0	5.0	8.0
10 o'clock at night:	250 gm. milk . . . . .	8.5	9.0	12.0
	Total . . . . .	120.5	63.0	199.0
	Calories . . . . .	495	585	815
	Entire number of calories . . . . .			1900



The following list, taken from Boas' *Magenkrankheiten*, gives his diet in ulcer of the stomach :

<i>First week.</i>	Calories.
8 A. M. : 200 gm. milk and flour soups . . . . .	121.5
10 A. M. : 200 gm. bouillon with 1 egg . . . . .	86.0
12 o'clock : 200 gm. rice milk soup . . . . .	235.4
farina milk soup (227.4), soup of 30 gm. tapioca, 1 egg, 10 gm. butter (282) . . . . .	509.4
4 P. M. : 200 gm. milk (134), 50 gm. Nestlé's food (149.5) . . . . .	284.5
7 P. M. : Soup of 30 gm. tapioca and 10 gm. albumose . . . . .	164.0
During the day : 1 liter milk (at 2, 6, 9 o'clock, 330 gm.) . . . . .	607.5
Total . . . . .	1498.9

*Second week.*

The same diet with the addition of 100 gm. zwieback.

Total . . . . . 1856.7

*Third week.*

8 A. M. : 200 gm. milk . . . . .	135.0
50 gm. zwieback . . . . .	178.9
10 A. M. : 50 gm. scraped meat (59.5), 1 egg (80) . . . . .	139.5
50 gm. zwieback (178.9), 30 gm. butter (213.9) . . . . .	393.8
with 200 gm. milk . . . . .	135.0
12 o'clock : Soup of 30 gm. tapioca, 1 egg, 10 gm. butter . . . . .	282.0
100 gm. calves' brain, sweetbread, veal chop, chicken, wild pigeon . . . . .	140.0
3 P. M. : 200 gm. milk and tea with 30 gm. sugar . . . . .	135.0
50 gm. zwieback . . . . .	178.9
7 P. M. : 60 gm. lean ham . . . . .	262.2
50 gm. zwieback . . . . .	178.9
300 gm. milk . . . . .	202.5
Total . . . . .	2361.0

Lenhartz<sup>1</sup> recently cautions against the strict abstinence diet in the treatment of ulcer of the stomach, even in those instances in which there is hemorrhage. He bases his conclusions on the fact that since ulcer of the stomach is most frequently accompanied by superacidity and also by an enfeebled condition, it is best to give protein food early to overcome the acidity as well as to build up the system. The accompanying table illustrates his method of feeding.

Day after last he-	1	2	3	4	5	6	7	8	9	10	11	12	13	14
matemesis . . . . .														
Eggs . . . . .	2	3	4	5	6	7	8	8	8	8	8	8	8	8
Sugar . . . . .			20	20	30	30	40	40	50	50	50	50	50	50
Milk . . . . .	200	300	400	500	600	700	800	900	1000	1000	1000	1000	1000	1000
Raw scraped beef						35	2×35	2×35	2×35	2×35	2×35	2×35	2×35	2×35
Milk cooked with														
rice . . . . .							100	100	200	200	300	300	300	300
Zwieback . . . . .								20	40	40	60	60	80	100
Ham (raw) . . . . .										50	50	50	50	50
Butter . . . . .										20	40	40	40	40
Calories . . . . .	280	420	637	779	955	1135	1588	1721	2138	2478	2941	2941	3007	3073

The eggs and milk are given ice cold and in teaspoonful doses. By means of this method he has treated 60 cases with

<sup>1</sup> *Deutsch. med. Wochenschr.*, 1904, No. 11.

gratifying results. In those instances in which there has been hemorrhage the patient is kept in bed for fourteen days, and an ice-bag is placed on the abdomen for ten days. This same observer also advocates the use of large doses of bismuth.

#### GASTRIC HEMORRHAGE.

As soon as hemorrhage from the stomach occurs, the patient should be put to bed and not allowed to rise, even for purposes of defecating or urinating. A light ice-bag should be placed over the region of the stomach, and no food or drink whatever should be allowed; in order to quench the thirst small quantities of ice may be given the patient to suck. Nourishment must be entirely by the rectum; but even this is usually unnecessary for the first few days. In order to combat the weakness following great loss of blood salt solutions may be injected into the rectum, or if the patient is very weak, coffee, meat-juice, or whisky may be added to the enema. In very grave cases salt infusions must be resorted to.

#### DIET IN CARCINOMA OF THE STOMACH.

Boas divides the treatment of cancer of the stomach into the treatment of cancer of the cardiac portion of the stomach and that of the body of the stomach.

In the treatment of **cancer of the cardiac portion of the stomach** the diet should be such as will prevent, so far as possible, any irritation of the diseased and stenosed esophagus and stomach. Solids should, therefore, be avoided. Milk is the food that is usually best borne in this disease. It can be rendered more nutritious by the addition of somatose, Nestlé's food, eggs, and the like. Besides this, broths of all kinds, cocoa, milk with tea or coffee, or buttermilk may be given. Mehring's Vigor Chocolate is useful for supplying fat.

As soon as difficulty arises in swallowing liquids, gastrotomy should be performed, in order to supply the nourishment which it is impossible to pass in through the esophagus. If this procedure is deemed inadvisable, nutrient enemata may be resorted to.

In the dietetic treatment of **cancer of the body of the stomach** milk likewise forms the most important article of diet. The more easily digestible forms of meat, such as sweet-breads, scraped beef, brains, and stewed chicken, are permis-



sible. In this disease there is usually a distaste for meat, and fish may be substituted for it; of these, boiled mackerel, rock, haddock, or trout are to be recommended. Of the vegetables, mashed potatoes, spinach, carrots, peas, beans, cauliflower, if mashed and strained so as to rid them of cellulose, are admissible; rice, farina, and corn-starch with milk are also valuable forms of food. Milk with tea, coffee, or cocoa, or wine or whisky, may be given for the thirst. Fluids should, however, be taken in small quantities at a time. In order to supply the necessary quantity of fat, butter or Mehring's Vigor Chocolate is to be recommended. In these cases it is often important to promote the general nutrition by means of rectal alimentation. In cases of cancer of the stomach too abundant a diet should not be insisted upon, as at best but little can be gained by this method of treatment.

*Diet-list for Cancer of the Stomach, as given by Boas.*

		Calories.
8 A. M.:	100 gm. milk and tea (67.5), 50 gm. zwieback (174.8), 10 gm. butter (71.3)	336.60
10 A. M.:	100 gm. broiled perch	71.80
	50 gm. toasted bread	129.90
	or 100 gm. calves' brain (140), sweetbread (90), 2 eggs (160).	
12 o'clock:	150 gm. milk and rice	260.00
	100 gm. veal	142.45
	50 gm. macaroni	126.30
3 P. M.:	100 gm. tea and milk (67.5), 50 gm. cakes (187)	254.50
7 P. M.:	100 gm. cream	214.60
	50 gm. zwieback, 10 gm. butter (71.3), 30 gm. ham (131)	376.30
9 P. M.:	50 gm. cream	107.30
	Total	2016.75

*Diet-list of Wegele for Cancer of the Stomach.*

		Albumin.	Fat.	Carbo- hydrates.	Alco- hol.
Morning:	150 gm. maltoguminose cocoa	6.0	4.00	13.5	
Forenoon:	200 gm. kefir	6.6	4.50	3.8	1.0
Noon:	150 gm. maltoguminose soup	4.0	0.150	9.3	
	100 gm. scraped beef	20.0	6.00		
Afternoon:	150 gm. maltoguminose cocoa	6.0	4.00	13.5	
Evening:	100 gm. scraped ham	25.0	8.00		
	150 gm. tapioca	7.0	5.00	8.0	
10 o'clock:	200 gm. kefir	6.6	4.50	3.8	
	with the cocoa, 30 gm. honey	0.4	.	22.0	
	with the kefir, 20 gm. cognac	.	.		14.0
During the day:	50 gm. zwieback	6.6	1.00	35.0	
	Total	87.6	37.15	108.9	25.0
	Calories	360	350	450	100
	Entire number of calories				1260

The authors have found the following diet-list useful in many cases of cancer of the stomach :

	Calories.
8 A. M. : 150 gm. milk with tea . . . . .	100.0
50 gm. toast . . . . .	130.0
10 A. M. : 100 gm. baked trout . . . . .	106.0
100 gm. milk or 30 gm. Panopepton (57.5) . . . . .	67.0
10 gm. butter . . . . .	81.0
50 gm. toast . . . . .	130.0
50 gm. sherry . . . . .	60.0
12 M. : bouillon with 5 gm. somatose . . . . .	16.0
100 gm. chicken . . . . .	106.0
or 100 gm. calves' sweetbread (90)	
or 100 gm. calves' brains (140)	
or 100 gm. squab (100)	
60 gm. macaroni . . . . .	212.0
100 gm. mashed potatoes . . . . .	127.0
or 100 gm. spinach (166)	
or 100 gm. asparagus (18)	
25 gm. stale wheat bread . . . . .	65.0
4 P. M. : 50 gm. toast . . . . .	130.0
20 gm. butter . . . . .	162.0
40 gm. caviare . . . . .	52.0
7 P. M. : 150 gm. milk (100) with 5 gm. somatose (16). . . . .	116.0
100 gm. rice cooked in milk . . . . .	177.0
50 gm. wheat bread . . . . .	130.0
9 P. M. : 30 gm. Panopepton . . . . .	57.5
	2024.5

#### DIET IN GASTROPTOSIS AND ENTEROPTOSIS.

While the treatment of gastroptosis and enteroptosis is mainly mechanical,—requiring the use of well-fitting abdominal bandages, massage, and electricity,—much can be accomplished by proper care in the diet. Remarkable results are frequently obtained from rest cures, the patient being compelled to remain in the recumbent position for a long period of time and to take large quantities of food. Patients afflicted with these conditions should lie down after eating. The diet should be very nourishing, and should contain somewhat large proportions of fatty foods. Milk is an excellent food in many cases, and, where it is well borne, may be taken in large quantities. When milk is not well borne, solid foods must be administered. Of these, all forms of digestible meats can usually be allowed, such as chicken, roast-beef, broiled steak, and lamb chops; fish of various kinds and digestible vegetables are also permissible; of the vegetables especially to be recommended are spinach, carrots, asparagus, and cauliflower; of the fats, butter, cream, and Mehring's Vigor Chocolate are particularly useful.

In order to overcome the severe constipation accompanying these conditions, foods that excite intestinal peristalsis are espe-



cially to be recommended; among these may be mentioned cider, buttermilk, grape-juice, fruits, and honey.

#### DIET IN NERVOUS GASTRIC DISORDERS.

**Nervous Anorexia.**—In this condition it is important to isolate the patient from his family. Milk, in gradually increasing quantities, and, if possible, other foods, should be given. If the patient does not take sufficient nourishment, nutrient enemata should be administered, or the patient may be fed by means of the stomach-tube. The food should be given in as concentrated and nutritious a form as possible; for this purpose eggs are suitable. Somatose should be added to the milk. Frequently cases of anorexia are completely cured by a well-regulated rest cure of from six to ten weeks' duration.

**Nervous Vomiting.**—This is often overcome merely by isolation and change of scene. In severe cases patients should be placed in bed; they are best fed on semisolid or liquid food, since the latter is more easily retained than solid food. It should be given in very small quantities; scraped beef, eggs, rice, and toast are especially useful. Cracked ice will often afford relief. The most indigestible forms of foods are frequently well borne when the most digestible are speedily vomited. In severe cases the patient should be fed for some days exclusively by rectal alimentation.

**Nervous Subacidity and Anacidity.**—The food should be given in small quantities and frequently. The diet need not be limited to carbohydrate food, but should be a mixed one, since the intestine takes up the work of the stomach in digesting the protein food. A more extensive description of the diet to be used will be found in the section on the Diet in *Achylia Gastrica*.

**Diet in Nervous Dyspepsia.**—In this condition the diet should not be too restricted. Strengthening food, without any attempt at a too rigorous diet, should be prescribed. In those cases in which milk is well tolerated it should be given in large quantities; when it is not well borne, buttermilk, kefir, or kumiss may be substituted for it. The patient's appetite should be humored, and he should be allowed to eat any food he can digest. Alcoholic stimulants should be prohibited, or given only in very small quantities. In severe cases a well-conducted rest cure will produce the best results.

*Diet as Recommended by Burkart for Nervous Dyspepsia.*

(For the first six days of treatment.)

- 7.30 A. M. :  $\frac{1}{2}$  liter milk and 2 zwieback.  
 10 A. M. :  $\frac{1}{2}$  liter milk and 1 zwieback.  
 12.30 P. M. : A plate of soup with 1 egg, 50 gm. broiled meat, and mashed potatoes.  
 3.30 P. M. :  $\frac{1}{2}$  liter milk and 1 zwieback.  
 5.30 P. M. :  $\frac{1}{2}$  liter milk and 2 zwieback.  
 8 P. M. :  $\frac{1}{2}$  liter milk, 50 gm. broiled meat, with bread and butter.

*Diet as Recommended by Burkart for Nervous Dyspepsia.*

(For ninth to fifteenth day of treatment.)

- 7.30 A. M. :  $\frac{1}{2}$  liter milk and 2 zwieback.  
 8.30 A. M. : Coffee and cream, bread and butter.  
 10 A. M. :  $\frac{1}{2}$  liter milk and 2 zwieback.  
 12 M. :  $\frac{1}{2}$  liter milk.  
 1 P. M. : Soup with egg, 100 gm. meat, mashed potatoes, 75 gm. prunes.  
 3.30 P. M. :  $\frac{1}{2}$  liter milk.  
 5.30 P. M. :  $\frac{1}{2}$  liter milk, 2 zwieback.  
 8 P. M. :  $\frac{1}{2}$  liter milk, 60 gm. meat, bread and butter.  
 9.30 P. M. :  $\frac{1}{2}$  liter milk, 2 zwieback.

*Diet as Recommended by Burkart for Nervous Dyspepsia.*

(After the fifteenth Day.)

	Protein.	Fat.	Carbo- hydrates.
7 A. M. : 500 gm. milk . . . . .	17.0	18.2	24.0
small cup of coffee or tea (20 gm. cream)	0.7	5.0	0.7
80 gm. cold meat . . . . .	30.8	2.0	
8 A. M. : Milk-toast . . . . .	4.5	0.5	29.0
20 gm. butter . . . . .	0.3	16.6	0.1
100 gm. baked potatoes . . . . .	1.8	10.0	25.0
10 A. M. : 300 gm. milk . . . . .	10.2	10.9	14.4
Noon : 300 gm. milk . . . . .	10.2	10.9	14.4
200 gm. soup . . . . .	2.2	4.0	11.4
200 gm. beef . . . . .	76.4	5.4	
1 P. M. : 200 gm. potatoes . . . . .	6.2	1.7	42.6
125 gm. prunes . . . . .	0.4		8.3
200 gm. of farinaceous food of any kind	12.8	21.2	45.0
3.30 P. M. : 500 gm. milk . . . . .	17.0	18.2	24.0
300 gm. milk . . . . .	10.2	10.9	14.4
5.30 P. M. : 80 gm. cold meat . . . . .	30.8	2.0	
milk-toast . . . . .	4.5	0.5	29.0
20 gm. butter . . . . .	0.3	16.6	0.1
8 P. M. : 80 gm. broiled meat . . . . .	30.8	2.0	
40 gm. zwieback . . . . .	0.6	5.2	33.2
500 gm. milk . . . . .	17.0	18.2	24.0
9.30 P. M. : 500 gm. milk . . . . .	17.0	18.2	24.0
20 gm. zwieback . . . . .	0.3	2.6	16.6
	295.0	199.8	380.2

## DIET IN HYPERCHLORHYDRIA OR HYPERACIDITY.

By the term hyperchlorhydria is meant an increase in the secretion of muriatic acid in the stomach. In the treatment of



this condition the main object is to prevent this increase in acid; this is best accomplished by regulation of the diet. All irritating foods, such as spices or condiments (pepper, mustard, vinegar), should be avoided, and the use of all strong alcoholic beverages and of hard substances, which are apt to irritate the stomach, such as nuts, should be interdicted. Food must be thoroughly masticated, and should be taken neither too cold nor too hot. The class of foods that seem to be best suited are the proteins, since they combine with and therefore neutralize the excess of acid; for this reason foods containing an abundance of protein, such as eggs, meat, and fish, may be given quite freely; carbohydrates should be administered in small quantities and in the most digestible forms.

*Fleischer's Table,<sup>1</sup> showing the Power of Foods to Combine with HCl.*

Meats (100 grams).	Pure HCl.	25 per cent. HCl.	Dilute muriatic acid.
Calves' brains, boiled . . . . .	0.65	2.60	5.20
Liver sausage . . . . .	0.80	3.20	6.40
Calves' thymes, boiled . . . . .	0.90	3.60	7.20
Meat sausage . . . . .	1.00	4.00	8.00
Cervelat sausage . . . . .	1.10	4.40	8.80
Blood sausage . . . . .	1.30	5.20	10.40
Pork, boiled . . . . .	1.60	6.40	12.80
Ham, boiled . . . . .	1.80	7.20	14.40
Ham, raw . . . . .	1.90	7.60	15.20
Mutton boiled . . . . .	1.90	7.60	15.20
Beef, boiled . . . . .	2.00	8.00	16.00
Veal, boiled . . . . .	2.20	8.80	17.60
Leube-Rosenthal meat solution . . . . .	2.20	8.80	17.60
Beer . . . . .	0.10	0.40	0.80
Milk (analyses of different kinds) . . . . .	0.36	1.44	2.80
White bread . . . . .	0.30	1.20	2.40
Graham bread . . . . .	0.30	1.20	2.48
Black bread (gray bread) . . . . .	0.50	2.00	4.00
Pumpernickel . . . . .	0.70	2.80	5.60
"Hand" cheese . . . . .	1.00	4.00	8.00
Fromage de Brie . . . . .	1.30	5.20	10.40
Edam cheese . . . . .	1.40	5.60	11.20
"Backstein" cheese . . . . .	1.70	6.80	13.60
Pea sausage . . . . .	1.70	6.80	16.80
Roquefort . . . . .	2.10	8.40	16.80
Swiss cheese . . . . .	2.60	10.40	20.80
Cocoa . . . . .	4.10	16.40	32.80

Fleischer has investigated the subject of the combining effect of muriatic acid with various foods; he discovered that beef, veal, ham, and mutton bind twice as much muriatic acid as do calves' brains and sweetbreads; the first-

<sup>1</sup> *Krankheiten d. Speiserohr., d. Magens, u. d. Darmes, 1896, p. 932.*

named class of meats are therefore most suitable in conditions of hyperchlorhydria. In addition, Fleischer mentions the following articles of foods capable of binding large quantities of muriatic acid: pork, cheese, sausage, ham, Graham bread, milk, and cocoa. Farinaceous foods are not well tolerated in this condition, and must be given either in a very digestible form or, best, combined with protein food. Only the more digestible vegetables are to be allowed, such as mashed potatoes, spinach, asparagus, peas, and carrots, strained and eaten in the form of purées. Fats tend to lessen the acidity of the gastric secretion, and are therefore to be recommended; they are best given in the form of butter, cream, olive oil, and the like. Of the fluids, alkaline mineral waters, such as Apollinaris, Vichy, and Seltzer, are especially useful; the carbon dioxid contained in these waters produces a sedative effect and lessens the secretion of acids. These waters may be used to dilute milk or wine. The table on p. 375, taken from Fleischer, shows the ability of various foods to combine with muriatic acid:

In arranging the diet for patients with hyperchlorhydria it has been found best, in the authors' experience, in dealing with patients taking but little nourishment, to allow them to eat at frequent intervals; if, however, large meals are consumed, it is advisable to permit only three meals a day, allowing the stomach to rest during the intervals.

The following diet has been used with advantage by the authors in cases of hyperchlorhydria:

	Calories.
8 A. M.:	200 gm. milk flavored with tea . . . . . 135
	2 soft-boiled eggs . . . . . 160
	60 gm. toast . . . . . 154
	40 gm. butter . . . . . 326
10 A. M.:	50 gm. sherry (60) with 1 egg (80) . . . . . 140
12 M.:	100 gm. chicken (or broiled meat of some kind) . . . . . 106
	100 gm. mashed potatoes . . . . . 127
	100 gm. spinach . . . . . 166
	or 100 gm. asparagus (185).
	100 gm. stewed apples . . . . . 53
	or 100 gm. stewed prunes . . . . . 44
	60 gm. stale wheat bread . . . . . 154
4 P. M.:	150 gm. milk . . . . . 100
	50 gm. crackers . . . . . 188
	5 gm. butter . . . . . 407
7 P. M.:	100 gm. milk flavored with tea . . . . . 67
	1 soft-boiled egg . . . . . 80
	50 gm. toast . . . . . 130
	25 gm. butter . . . . . 203
	2470



*Diet-list for Patients with Gastric Hyperacidity.—(Biedert.)*

	Grams Protein.	Grams Fat.	Grams Carbo- hydrates.	Cal- ories.
In the morning between 7 and 8 o'clock: 500 c.c. of milk, 40 gm. toast . . . . .	20.3	18.4	55.8	483
In the morning at 10 o'clock: 70 gm. of broiled veal (or 100 gm. of stewed veal without the skin, prepared as white ragout) or beefsteak or fowl, 30 gm. of toast, 1 egg, 2 zwieback (20 gm.) $\frac{1}{8}$ of a liter of wine . . . . .	32.3	12.0	36.9	395
Twelve o'clock noon: French soup, with yolk of egg . . . . .	4.0	9.2	7.7	134
140 gm. of broiled or boiled fowl, roast meat, gulyás or haché, 200 gm. of raw meat as beefsteak, or 100 gm. of finely chopped boiled beef or fish . . . . .	42.8	10.4	. .	272
Asparagus with cream gravy (a few heads of asparagus and half a spoonful of gravy) 20 gm. of toast . . . . .	2.2	1.2	16.4	87
Omelet soufflé . . . . .	12.1	18.3	9.6	259
One small cup of black coffee.				
In the afternoon at 4 o'clock: 250 gm. of milk-cocoa, 3 zwieback . . . . .	13.5	15.8	44.6	385
In the evening at 7 o'clock: 70 gm. of cold meat with 100 gm. of meat-jelly, 20 gm. of toast . . . . .	24.2	5.4	15.4	212
20 gm. of Swiss or Dutch cheese . . . . .	5.4	6.1	0.5	81
Total . . . . .	156.8	96.8	136.9	2308

*Diet-list for Hyperacidity.—(Wegele).*

	Protein.	Fat.	Carbo- hydrates.	Alco- hol.
Morning: 100 gm. tea with milk . . . . .	3.4	3.6	4.8	
2 soft-boiled eggs . . . . .	12.0	10.0		
Forenoon: 100 gm. raw ham . . . . .	25.0	8.0		
50 cream . . . . .	2.0	13.5	1.7	
200 gm. Aleuronat meal broth (10 gm. Aleuronat to 200 broth) or 250 gm. oatmeal broth (20 gm. oatmeal to 250 broth) . . . . .	10.2	1.7	8.0	
Noon: 150 gm. beefsteak . . . . .	58.0	1.7	8.0	
200 gm. mashed potatoes . . . . .	6.2	3.0		
100 gm. white wine with Saratoga, Vichy or Biliner water . . . . .			3.5	8.0
Afternoon: 100 gm. tea . . . . .	3.4	3.6	4.8	
150 gm. cream . . . . .	2.0	13.5	1.7	
Evening: 50 gm. cold meat . . . . .	60.2	4.0		
2 scrambled eggs, 100 gm. wine . . . . .		3.5		8.0
At meal times: 100 gm. Aleuronat toast . . . . .	28.3	1.5	66.7	
10 o'clock at } night: } 250 gm. milk . . . . .	8.5	9.0	12.0	
Total . . . . .	229.2	85.1	149.4	16.0
Calories . . . . .	940.0	790.0	600.0	112.0
Entire number of calories . . . . .				2442

## DIET IN INTESTINAL DISEASES.

The diet plays quite as important a rôle in the treatment of diseases of the intestine as it does in the treatment of gastric disorders. In many intestinal disturbances, such as acute intestinal catarrh, diarrhea, etc., cures can often be effected by diet alone, when without this mode of treatment the disease might become intractable. The diet in intestinal diseases, as in gastric disorders, must be such as will produce no annoying symptoms. The process of digestion in the intestine is exceedingly complicated, and therefore the digestibility of foods in this part of the alimentary tract is most difficult to determine. This subject was studied by Rübner,<sup>1</sup> who determined the degree of absorption of various foods in the intestine. The following table gives his results :

Food-stuffs.	Weight of same in grams.		Absorbed in percentages of—				
	Fresh.	Dried.	Dried substance.	Protein.	Fat.	Carbo-hydrates.	Ash.
Meat . . . . .	984	376	95	97	95	. .	82
Eggs . . . . .	984	247	95	97	95	. .	82
Milk . . . . .	2470	315	92	94-99	95-97	100	51
Milk and cheese . . . . .	2490	420	94	96	97	100	74
White bread . . . . .	860	753	95	81	. .	99	93
Black bread . . . . .	1360	765	85	68	. .	89	64
Macaroni . . . . .	695	626	96	83	94	99	76
Indian corn . . . . .	750	641	93	85	83	97	70
Corn and cheese . . . . .	. .	780	96	93	91	96	81
Rice . . . . .	638	552	96	80	93	99	85
Peas . . . . .	600	521	91	83	. .	96	68
Potatoes . . . . .	3078	819	91	68	96	92	84
Cabbage . . . . .	3830	406	85	82	94	85	81
Carrots . . . . .	2566	352	79	61	94	82	76

It is thus shown that certain forms of foods contain very large proportions of protein matter, but that their absorbability is so slight that their nutritive value is far lower than that of foods containing less protein. Thus, while peas contain considerably more protein (7 per cent.) than does milk (3.7 per cent.), a much smaller proportion of protein is absorbed in the case of the former than in that of the latter; on the other hand, the absorbability depends greatly on the mode of preparation of the food; when vegetables are mashed and then strained so as

<sup>1</sup> *Zeitschr. f. Biologie*, vol. xv., p. 115.



to rid them of their cellulose envelopes, they are much more readily absorbed than when eaten with the cellulose. The digestibility of certain foods in the intestine varies greatly with different individuals. For this reason exact rules cannot be formulated in any case, but the diet must be varied according to individual peculiarities. Boas<sup>1</sup> has expressed his opinion on this subject as follows :

“1. In a number of intestinal diseases a change of diet is unnecessary or may even be harmful.

“2. In some cases special dietetic restrictions are directly indicated, but these should be as few as possible.

“3. In another series of cases an abundant, heavy, not easily digestible or absorbable diet is indicated.

“4. The general aim of our treatment should always be to so manage the case before us that digestion of a normal diet will always occur in the alimentary canal without any subjective or objective disturbances. Under these circumstances only can the case be considered cured.”

According to their effect on intestinal peristalsis, foods may be divided into three classes: those inducing constipation; those producing a laxative effect, and those exerting no especial effect in either direction. In the first class are those foods containing an astringent, such as tannin; among these may be mentioned certain red wines, cocoa, and tea. Rice, tapioca, barley, sago, macaroni, and potatoes have a tendency to produce constipation in many individuals.

Among the laxative foods may be mentioned fruits and certain vegetables, as cucumbers, tomatoes, and cabbage; cider, buttermilk, beer, and the carbonated waters also exert a laxative effect.

In the third class, foods that have no especial effect on the intestinal movements, may be placed meats, fish, eggs, toasted bread, and zwieback. It must be remembered, however, that certain foods that prove laxative in one individual may be constipating in another, so that no precise rules can be formulated; in each case individual tendencies must be consulted.

In severe forms of intestinal disturbances rectal alimentation must often be resorted to. For a further consideration of the technic and forms of food to be utilized in this method of feeding the reader is referred to the section on Rectal Feeding. In those cases in which food cannot be given either by the mouth or by the rectum subcutaneous feeding becomes necessary; for this

<sup>1</sup> *Diseases of the Intestines*, p. 141.

purpose olive oil may be used; one ounce may be injected twice daily under the skin, best in the region of the thigh; in some cases normal salt infusions are indicated.

#### DIET IN INTESTINAL DYSPEPSIA.

In intestinal dyspepsia food should be given frequently and in very small quantities. At first only the liquid forms should be used, such as weak tea, peptonized milk, malted milk, bouillon, and egg-albumin; after a few days the patient may gradually be placed on the following diet: calves' brains, sweet-breads, broiled steak or lamb chops, soft-boiled eggs, boiled fish, such as mackerel or rock, baked potatoes, spinach, asparagus, and stewed fruits.

The following list gives the general plan of a diet used by the authors in this condition:

	Calories.
8 A. M.: 150 gm. milk with tea . . . . .	101
1 soft-boiled egg . . . . .	80
60 gm. toasted wheat bread (155) with 20 gm. butter (163)	218
10 A. M.: Scraped-beef sandwich { 100 gm. scraped beef (118) } . . . . .	296
{ 50 gm. wheat bread (178) }	
12 M.: Bouillon with 5 gm. Armour's Soluble Beef . . . . .	10
100 gm. broiled chicken . . . . .	106
or 100 gm. broiled steak (209).	
or 100 gm. lamb chop (220).	
50 gm. mashed potatoes or 100 gm. spinach (166) . . . . .	64
100 gm. apple-sauce . . . . .	88
50 gm. wheat bread, stale or as toast . . . . .	130
3 P. M.: 200 gm. milk . . . . .	135
7 P. M.: 200 gm. milk with rice . . . . .	253
1 soft-boiled egg . . . . .	80
100 gm. wheat bread and 50 gm. butter . . . . .	666
	2227

#### DIET IN ACUTE INTESTINAL CATARRH.

As in acute gastric catarrh so also in acute intestinal catarrh the regulation of the diet is probably the most important factor in the treatment of the disease. The patient should be kept in bed; after the bowel has been thoroughly emptied by a cathartic, liquid foods, such as clear broths,—at first without, and then with eggs,—thin gruels, light tea, cocoa cooked in water, and egg-albumin, should be given exclusively for several days. In this condition milk should not, as a rule, be given. When there is extreme thirst, the carbonated waters may be allowed, but only in small quantities. The thirst is best relieved by placing bits of crushed ice in the patient's mouth. After the pain and discomfort have disappeared, toast, crackers, stewed chicken,



soft-boiled eggs, mashed potatoes, and boiled rice may be added to the diet; indigestible foods, such as raw fruits, heavy vegetables, and fatty and acid foods should be avoided for a considerable period of time after the catarrh has disappeared.

#### DIET IN CHRONIC INTESTINAL CATARRH.

The dietetic treatment in chronic intestinal catarrh depends upon the condition of the fecal movements; these are, in a measure, an index as to the portion of the bowel involved. According to Nothnagel,<sup>1</sup> cases of chronic intestinal catarrh may be divided into four groups:

“1. Cases characterized by pronounced constipation. An evacuation appears only once in two, three, or four days; sometimes only with the aid of cathartics. The fecal matter is usually hard. As a cause of the constipation, Nothnagel assumes a decreased activity of the automatic nervous apparatus of the intestines, this being the result of the catarrhal process.

“2. Cases in which constipation and diarrhea constantly alternate. For two or three days there may be a daily evacuation of very hard dejecta. On the following day there may be four to six very thin or mushy movements mixed with mucus, accompanied by violent pains, and then again constipation for a day or two, etc. Or there may be quite a normal evacuation (once daily) for a few days in succession and then again four to seven diarrheal movements in one day, and after this constipation. The principal feature of these cases is the constipation, but the excitability of the nervous apparatus being quite good, the decomposed stagnant contents often cause increased peristalsis and diarrhea. Sometimes these alternating periods of constipation and diarrhea continue for a long time. Thus the patient may be constipated for four or five weeks, or even for a few months, and then again the diarrhea may set in, lasting several weeks or months.

“3. In a very limited number of cases there is a daily evacuation, which is usually not formed or mushy.

“4. Cases in which there are for months several diarrheal evacuations daily. The dejecta, as a rule, show the biliary reaction, or they may contain yellow fragments of mucus, yellow-tinged epithelium, and round-cells. In these cases the catarrhal process affects not only the large bowel, but also the small intestine. The absorption suffers, and there are more abnormal

<sup>1</sup> *Specielle Pathologie und Therap.*, vol. xvii., p. 119.

products in the contents (acids), which give rise to increased peristalsis in the small as well as large bowel.”<sup>1</sup>

The treatment of chronic intestinal catarrh therefore resolves itself into the treatment of the accompanying chronic constipation, chronic diarrhoea, or a condition of constipation alternating with diarrhoea.

**Diet in Chronic Constipation.**—In this condition a mixed diet, containing, so far as possible, those substances that stimulate the intestinal peristalsis, should be prescribed. Astringents and anything that tends to produce constipation, such as cocoa, chocolate, tea, red wines, rice, farina, etc., should be avoided.

The following foods should be prescribed in cases of chronic constipation : Graham and rye bread with butter, fruit, butter-milk, kefir, cider, beer, fresh vegetables, as cabbage, sauer-kraut, and salads. Fats are especially to be recommended, and honey is also useful. Salts stimulate the intestinal movements, therefore foods containing salts are indicated in this condition ; among this class may be mentioned herring and caviare. Sugar, especially milk-sugar, has a marked tendency to increase intestinal peristalsis. Water taken cold or on an empty stomach will also stimulate intestinal movements.

**Diet in Chronic Diarrhoea.**—When severe symptoms, such as intense diarrhoea and pain, present themselves the patient must be put to bed and kept on a very rigorous diet ; the period of rest may be lengthened or shortened according to the severity of the disease. In moderately severe cases several weeks will usually suffice. Nourishment should be taken in small quantities every few hours, sufficient must, however, be given to maintain the body weight. All cold drinks or carbonated waters, fruits, cabbage, and salads are to be avoided. The most suitable foods in this disorder are broths containing barley, rice, and farina, soft-boiled eggs, sweetbreads, stewed chicken, broiled steak, boiled fish, toast, crackers, baked potatoes, tea, milk (boiled), and cocoa ; in many cases port wine is quite useful, as it contains tannin, which acts as an astringent to the bowels. In this condition milk even when boiled is often not well borne, and must then be avoided.

The following diet-list, taken from Boas,<sup>2</sup> illustrates the method of prescribing nourishment in chronic catarrh of the intestine accompanied by diarrhoea :

<sup>1</sup> Einhorn, *Diseases of Intestines*, p. 100.

<sup>2</sup> *Diseases of the Intestines*, p. 224.



- 8 A. M. : Eichel cocoa (in water), one saccharin tablet (or crystallose), toast and butter (20 to 30 gm.).
- 10 A. M. : One cup (200 gm.) rice gruel, buckwheat, or oaten grits in veal bouillon (avoid salt). In addition: 50 gm. roasted veal or beef (scraped), fried fish or cold meat (avoid salt or strongly pickled ham).
- 1 P. M. : Soup of peas or beans or purée of oatmeal, farina, or cornstarch, etc. (addition of nutrose or eucasin allowed; somatose forbidden). In summer huckleberry soup (with saccharin if desired).  
200 gm. of rice bouillon (avoid rice with milk) or farina bouillon, well thickened by cooking.  
Green vegetables or potates in purée form (50 to 100 gm.), meat and fish (fat excepted) (50 to 100 gm.) (butter sauce allowed; cream sauces or highly seasoned sauces forbidden).  
Stewed fruits, with the exception of huckleberries and cranberries, forbidden.  
Custards (corn-starch, with a little yolk of egg and saccharin) allowed. (Avoid fruit-juices.)  
As beverages: Huckleberry wine, Burgundy, Camarite, Simaruba wine, old Bordeaux. (Sweet wines, white wines, and effervescent beverages forbidden.)
- 4 P. M. : Tea (without milk) with saccharin or cocoa, cakes, toast, zwieback (with butter).
- 7 P. M. : Strained gruel (oatmeal, etc.), cold or warm meat (50 gm.), toast, butter (20 gm.).
- 9 P. M. : One glass of huckleberry lemonade, warmed or hot mulled wine (saccharin), or tea without red wine.

In conditions of **chronic intestinal catarrh in which diarrhea alternates with constipation** the same plan of treatment may be followed as has been described for those cases accompanied by constipation or diarrhea; it is especially important to treat by diet the more prominent symptoms, whether it be diarrhea or constipation. Mineral waters are frequently utilized in cases of chronic intestinal catarrh. For cases accompanied by constipation the waters of Marienbad and of Saratoga (Congress and Hathorn springs) are most beneficial. Where diarrhea is the prominent symptom, Carlsbad and Vichy are to be recommended.

#### DIET IN DYSENTERY.

The diet in **acute dysentery** is similar to that prescribed in acute intestinal catarrh. The patient is put to bed and only liquid foods are administered. Of these the most suitable are bouillon, broth, egg-albumin, and tea; gradually, as the condition improves, semisolids, such as milk-toast, rice cooked in milk or broth, gruels of tapioca, etc., may be prescribed. Solid food should be abstained from until a few days after the disorder has abated.

In **chronic dysentery** the food should be given in small

quantities at frequent intervals. All coarse, indigestible food should be avoided. In other respects the diet is similar to that already given under Chronic Intestinal Catarrh.

#### DIET IN ULCERS OF THE INTESTINE.

1. **Diet in Ulcer of the Duodenum.**—The diet in ulcer of the duodenum is the same as that of gastric ulcer, and the reader is referred for the details to the section dealing with this subject. In cases accompanied by hemorrhage absolute rest in bed must be insisted upon, and rectal alimentation administered if necessary. After the first week the Leube rest cure should be instituted, according to the methods described elsewhere. The first form of food to be allowed is milk; after the first week Carlsbad water should be given each morning. In very severe cases Boas advises exclusive rectal feeding for one or two weeks.

2. **Diet in Other Forms of Intestinal Ulcers.**—In addition to ulcers occurring in the duodenum, tuberculous ulcers, syphilitic ulcers, toxic ulcers, amyloid ulcers, and dysenteric ulcers may occur in the intestine. In any form of ulcer the diet should be non-irritating and easily digestible. Among those foods that may be given are milk, eggs, rice, farina, sago, all forms of broth, especially chicken and mutton broths, sweetbreads, stewed chicken, baked potatoes, mashed potatoes, tea, cocoa, crackers, and toast.

#### DIET IN MALIGNANT GROWTHS OF THE INTESTINE.

The medical treatment in malignant growths of the intestine is only an adjunct to the surgical treatment always indicated, and consists solely in treating the symptoms as they arise. The diet should be highly nutritious and at the same time easily digestible; small quantities of food should be given at frequent intervals. Milk, broths, soft-boiled eggs, raw scraped beef, sweetbreads, baked and mashed potatoes, vegetables, such as carrots and peas, that have been finely divided and strained, stewed fruits, toast, and crackers are permissible.

#### DIET IN ACUTE INTESTINAL OBSTRUCTION.

The treatment of acute intestinal obstruction, except when due to the impaction of a foreign body, when it may possibly be passed through the bowel, is purely surgical; as Treves has said: "There is one measure for acute intestinal obstruction,



and that is by means of laparotomy." Previous to operation the following dietetic regulations should be carried out: The patient should be kept in bed, and in the acute attacks all food should be withheld. Thirst may be quenched by small bits of ice kept in the mouth or a few drops of hot water may be given at frequent intervals. If the disease extends over a period of several days, rectal alimentation or the administration of salt solutions must be resorted to.

#### DIET IN CHRONIC INTESTINAL OBSTRUCTION.

In this condition the diet should chiefly be liquid or semi-solids. All indigestible food should be avoided, especially those forms that are apt to leave a large amount of residue in the bowel. The foods to be avoided are salads, heavy vegetables, and fruits. Milk broths, eggs, broiled meats, chicken and sweetbreads, boiled fish, rice, farina, toast, crackers, and butter are permissible. In advanced cases rectal feeding must be carried out.

#### DIET IN APPENDICITIS.

The dietetic treatment in this disease must be governed by the symptoms, for surgical treatment is usually indicated. The patient should be put to bed, and under no condition be allowed to rise until recovery is complete. During the first days Sahli and Penzoldt recommend that all food be withheld; liquids, such as egg-albumin, weak tea, thin broth, barley- or rice-water, or milk diluted with lime-water, may be given in small quantities when deemed necessary. When the acute symptoms have subsided, this diet can be increased somewhat: the milk may be taken undiluted, and eggs may be added to the broth. When the pain and fever have disappeared entirely, gruels made of rice or barley, soft-boiled eggs, scraped beef, stewed chicken, toast, and crackers may be added to the list; still later mashed potatoes and vegetables—finely divided and strained—may be allowed, and finally, when the patient is well, the usual diet may be resumed.

Ochsner<sup>1</sup> advises the following plan of treatment in all cases of appendicitis in which operation is to be performed, believing that it reduces the mortality and changes the class of cases in which the mortality is greatest into another class in which the mortality is very small after operation:

"In every case of acute appendicitis all food by mouth and

<sup>1</sup> "The Mortality in Appendicitis," *Medical News*, May 2, 1903.

all cathartics are prohibited. In case the patient suffers from nausea or vomiting, gastric lavage is at once employed. In the milder cases the patient is permitted to rinse the mouth with cold water and to drink small sips of very hot water at short intervals. In the severer cases the patient is permitted to rinse the mouth with cold water, but is not permitted to drink either hot or cold water for the first few days until the acute attack has subsided, when the use of small sips of hot water is begun. If the nausea persists, gastric lavage is repeated once or twice at intervals of two to four hours, in order to remove any substance which had regurgitated into the stomach from the small intestine."

"The patient is supported by nutrient enemata consisting of an ounce of one of the concentrated predigested liquid foods in the market, dissolved in three ounces of warm normal salt solution introduced through a catheter which is inserted a distance of two and one-half to three inches. In case this gives rise to pain or irritation or nausea, it is interrupted for twelve to twenty-four hours at a time. In cases in which no water is given by mouth an enema of eight ounces of normal salt solution is given four to six times a day in addition to the nutrient enemata. In cases operated during the acute attack this treatment is continued for several days after the operation."

"After the patient has been free from pain and otherwise practically normal for four days he is first given from one to four ounces of weak beef-tea, preferably prepared from commercial beef extract, every two hours. In a few days one of the commercial predigested foods, dissolved in water, is substituted; still later, equal parts of milk and lime-water; then general liquids, then light diet; and finally, after the patient has fully recovered, full diet is given."

#### DIET IN MUCOMEMBRANOUS CATARRH OF THE INTESTINE.

Various diets have been recommended in this disorder by different writers. Fleiner advises a simple non-irritating diet; others, as von Noorden, recommend a very coarse diet—one that will leave a large amount of residue in the intestine. The authors believe, with Einhorn, that a middle course is best, and therefore prescribe a nutritious mixed diet that is not too coarse; on such a diet the movements of the bowels become more nearly normal and the secretion of mucus is lessened. Von Noorden recommends a diet consisting "largely of Graham bread—250 grams a day in addition to a great variety of leguminous vege-



tables, including the husks; vegetables containing much cellulose; fruit with small seeds and thick skins, like currants, goose-berries, grapes, besides large quantities of fat, in particular of butter and bacon. The permanent effect of the diet is chiefly due to the amount of cellulose which it contains. This cellulose undergoes decomposition in the intestines and thus softens the movements." Of fifteen patients who were treated by von Noorden in this way seven were cured and seven improved. In conjunction with this diet mineral waters are used; of these, waters containing sodium chlorid are especially to be recommended, in particular those of Kissingen and of Wiesbaden. (For a discussion of the treatment of mucomembranous catarrh other than by the diet—*e. g.*, by oil enemata, irrigations of the bowels, etc.—the student is referred to the text-books on intestinal diseases.)

Ewald<sup>1</sup> advises the following diet in certain cases of membranous colitis:

"It is only rational that in these cases a mild, nourishing diet should be instituted, which through its nourishing qualities produces a laxative effect. This diet may be followed whenever constipation does not exist—a so-called lactovegetable or even constipating diet. The following diet scheme recommends itself for this purpose: Breakfast: Sweet milk, cocoa, oatmeal with cocoa, white or dark bread, with honey, jam, or fresh fruit. Dinner (preferably at midday): Vegetables or fruit, as apples, plums, blueberries, raspberries, cherries, a broth of vegetable soup, spinach, tomato, or beet soup, a milk soup, or curded milk, butter, and a liberal amount of fresh vegetables are desirable, or pea, rice, or lentil soup, stewed vegetables with dumpling, macaroni, puddings, blanc-mange with fruit-juices, etc.; salads, and eggs variously prepared, bread with butter, and a light cheese. Supper: A thick soup, made with barley, rice, tapioca, etc., baked potatoes, eggs, bread, butter, cheese, milk, etc.

"According to the needs of the patient the foregoing diet will be more or less carefully followed, and on certain days a small amount of meat may be allowed by way of variety.

"While this diet is directed especially against the local intestinal condition, still it serves well to support and improve the general nutrition, because of the high percentage of carbohydrates and fats, which is very important."

<sup>1</sup> *American Medicine*, 1904, vol. vii., p. 261.

**DIETETIC TREATMENT OF NERVOUS AFFECTIONS OF THE INTESTINE.**

1. **Atony of the Large Intestine.**—The dietetic treatment of this disorder is identical to that indicated for habitual constipation, to be described further on.

2. **Flatulence or Meteorism.**—This condition is characterized by an excessive accumulation of gas in the intestine. In the dietetic treatment, therefore, foods that tend to produce large quantities of gas, such as beer, cider, carbonated waters, fruit, cabbage, rye and Graham breads, and potatoes, should be avoided. The disorder is often of purely nervous origin, and when this is the case, unrestricted diet is to be recommended—one that will tone up the patient's system and thus cause the flatulence to disappear.

3. **Diet in Intestinal Neurasthenia.**—This disease resembles nervous dyspepsia. At times the most indigestible food is well borne, whereas the digestible forms create discomfort; in each case it is important that the diet be regulated according to the patient's digestive powers. Generally a liberal diet is indicated in these cases; in many instances a systematic rest cure is needed to bring about relief.

**DIETETIC TREATMENT FOR HEMORRHOIDS.**

Since constipation is often a frequent cause and accompaniment of hemorrhoids it is important that this condition be corrected. As has been pointed out elsewhere, proper diet plays an important rôle in the prevention of chronic constipation. Patients afflicted with hemorrhoids should eat in moderation, but should avoid all excesses of food and drink. An abundance of outdoor exercise, consisting of walking and simple gymnastics, should be indulged in, violent gymnastics and horseback-riding should be avoided. A daily evacuation of the bowels should be secured. Patients with hemorrhoids should avoid alcoholic beverages, spiced foods, strong coffee and tea, cheese, cabbage, and beans. The foods most suited to this condition are potatoes, carrots, spinach, asparagus, and even salads, since they stimulate intestinal peristalsis and thus help to keep the stools soft. Stewed and raw fruits, including grapes, oranges, pears, and apples, are also beneficial. Water is the best beverage in this condition. The waters of Carlsbad, Kissingen, and Saratoga are most beneficial; they act best when taken at the springs.



*Diet for Plethoric Patients with Hemorrhoids.—(After Wegele.)*

Morning: Milk or weak tea, Graham bread and butter with honey.  
 Forenoon: Buttermilk.  
 Noon: Soup, vegetables, compote (salad), and lean meat.  
 Afternoon: Buttermilk or fruit and Graham bread.  
 Evening: Soup, compote, cider.  
 Mineral waters and grape-juice may be taken.

*Diet for Nervous and Thin Patients with Hemorrhoids.—(After Wegele.)*

Morning: Milk with tea, butter, and milk.  
 Forenoon: Buttermilk or kefir a day old.  
 Noon: Soup, roast meat, light vegetables, compote.  
 Afternoon: Kefir or tea and bread.  
 Evening: Rice and milk, compote, and light white wine.

## DIET IN CHRONIC DIARRHEA.

*The Authors' Diet-list for Moderate Cases of Chronic Diarrhea.*

	Calories.
8 A. M.: 200 gm. of cocoa (cooked in water) . . . . .	45.0
2 soft-boiled eggs . . . . .	160.0
50 gm. toast . . . . .	130.0
10 A. M.: 250 gm. broth with 1 egg . . . . .	80.0
30 gm. Panopepton . . . . .	57.5
12 M.: 200 gm. broiled chicken . . . . .	212.0
50 gm. toast . . . . .	130.0
200 gm. mashed potatoes . . . . .	245.0
4 P. M.: 50 gm. Panopepton . . . . .	57.5
1 soft-boiled egg . . . . .	80.0
200 gm. cocoa (cooked in water) . . . . .	45.0
50 gm. toast . . . . .	130.0
7 P. M.: 100 gm. rice cooked in bouillon . . . . .	34.0
200 gm. sweetbread . . . . .	180.0
50 gm. wheat bread . . . . .	130.0
9 P. M.: 100 gm. raw scraped beef . . . . .	118.0
50 gm. Panopepton . . . . .	57.5
50 gm. toast . . . . .	130.0
	2021.5

The dietetic treatment of diarrhea must vary according to the type of the disorder. In the nervous variety the patient should be instructed to restrain his bowel movements except at a certain hour in the morning. Under all conditions it is important to exclude from the diet all foods that have a tendency to stimulate the intestines. Coarse, indigestible foods, especially those containing a large percentage of cellulose, must be avoided; in this class are especially to be mentioned cabbage, pickles, salads, turnips, carrots, all cold drinks, carbonated waters, and beverages (including champagne and beer). Among the foods to be recommended are broths, tea, red wines, farina, rice, and barley gruels. Raw milk usually has a laxative effect, but when boiled or diluted with lime-water or brandy it is consti-

pating, although in a certain number of cases it must be entirely excluded as it increases the number of movements. In a number of cases of chronic diarrhea milk cures have been given with good results. The authors have succeeded in relieving cases of chronic diarrhea by systematic rest cures.

*Diet-list for Chronic Diarrhea (Severe Cases).—(After Wegele.)*

		Protein.	Fat.	Carbo- hydrates.	Alco- hol.
Morning:	200 gm. acorn cocoa (boiled in water) . . . . .	2.3	3.60	12.0	
	1 soft-boiled egg . . . . .	6.0	5.00		
Forenoon:	250 gm. decoction of whortleberries from 80 gm. dried berries . . . . .	0.6	1.30	4.7	
Noon:	250 gm. soup . . . . .	5.5	4.00	7.5	
	1 egg in the soup . . . . .	6.0	5.00		
	100 gm. scraped meat (lean) . . . . .	20.7	1.50		
	50 gm. rice in bouillon . . . . .	4.0	0.50	38.0	
Afternoon:	250 gm. whortleberry decoction . . . . .	0.6	1.30	4.7	
Evening:	250 gm. maltoleguminose soup . . . . .	6.5	0.25	15.5	
	with 1 egg . . . . .	6.0	5.00		
	150 gm. minced chicken . . . . .	15.0	9.00	12.0	
During the day:	75 gm. zwieback . . . . .	9.0	1.50	42.5	
	200 gm. whortleberry wine . . . . .			7.0	17.0
10 o'clock at night:	250 gm. barley mush (20:250) . . . . .	5.0	4.00	25.0	
	Total . . . . .	87.2	42.00	16.89	17.0
	Calories . . . . .	360	390	690	120
	Entire number of calories . . . . .				1560

*Diet-list for Chronic Diarrhea (Less Severe Cases).—(After Wegele.)*

		Protein.	Fat.	Carbo- hydrates.	Alco- hol.
Morning:	200 gm. acorn cocoa . . . . .	2.30	3.6	12.00	
	1 egg . . . . .	6.00	5.0		
Forenoon:	240 gm. kefir (four days old) . . . . .	8.20	5.7	2.00	3.3
Noon:	250 gm. soup . . . . .	5.50	4.0	7.50	
	1 egg . . . . .	6.00	5.0		
	150 gm. roasted chicken . . . . .	28.00	10.0	1.80	
	250 gm. mashed potatoes . . . . .	6.00	1.7	42.70	
2 o'clock:	250 gm. acorn cocoa . . . . .	2.30	3.6	12.00	
6 o'clock:	250 gm. kefir . . . . .	8.20	5.7	2.00	3.2
8 o'clock:	200 gm. soup . . . . .	3.30	6.0	17.00	
	1 egg . . . . .	6.00	5.0		
	100 gm. sweetbread . . . . .	28.00	0.5		
10 o'clock:	250 gm. kefir . . . . .	8.20	5.7	2.00	3.3
During the day:	75 gm. zwieback or toasted bread . . . . .	9.00	1.5	42.50	
	20 gm. butter . . . . .	0.15	16.6	0.12	
	250 gm. whortleberry wine . . . . .			8.75	21.5
	Total . . . . .	127.00	79.6	150.25	31.3
	Calories . . . . .	520	740	615	210
	Entire number of calories . . . . .				2085



## DIET TREATMENT IN HABITUAL CONSTIPATION.

In the dietetic treatment of habitual constipation it is essential that the food that is ingested should be such as will increase the intestinal movements. Those foods that leave a large bulk of fecal matter are useful for this purpose. Those that leave a small residue are most apt to produce chronic constipation. A diet consisting principally of eggs and milk with only a small quantity of vegetables and water is one that is constipating.

A glass of cold water taken before breakfast will often regulate the bowels; occasionally, according to Penzoldt, a pinch of salt added to the water will increase its efficacy; raw or cooked fruit, taken on an empty stomach morning or evening, occasionally gives good results. It is a well-known fact that the smoking of a cigar in the morning will often stimulate peristalsis. The patient should recognize the importance of having an evacuation of the bowels at the same time each day.

Chronic constipation is a frequent accompaniment of dyspeptic disorders, and may be relieved by appropriate treatment of the gastric disorder. It should not be forgotten that habitual constipation is frequently induced by the persistent use of cathartics, and the use of drugs should be avoided as much as possible in the treatment of this disorder. Sedentary habits are often the cause of constipation, and for this reason proper exercise should always be prescribed along with the dietetic treatment. The vegetables that are especially useful in the treatment of chronic constipation are spinach, peas, cauliflower, cabbage, asparagus, salads, onions, celery, and tomatoes. The cereals that stimulate the intestinal movements are oatmeal and cornmeal. Graham, rye, corn, whole wheat, and bran breads are also useful. Other foods classed as laxatives are honey, cider, molasses, and acid fruits, such as apples, pears, peaches, cherries, and oranges. On account of the acids and seeds they contain, berries are effective laxatives. Prunes, dates, and figs are also to be recommended.

Habitual constipation is often due to the fact that water is taken in insufficient quantities; therefore, in the treatment of the disorder, an abundance of water must be prescribed. The foods to be avoided are tea, claret, cocoa, chocolate, rice, barley, and farina gruels, and huckleberries. In some cases milk acts as a laxative, whereas in others it has the opposite effect. For this reason its effect should be tested in every case. Boiled milk usually constipates. Buttermilk is preferable to sweet

milk as a laxative. Most cases of habitual constipation can be relieved or cured by the dietetic treatment here laid down; it is not within the province of this book to discuss the value of massage and electricity; suffice it to say that they are reliable adjuvants to the treatment of constipation.

*Diet-list for Chronic Constipation.—(After Wegele.)*

		Protein.	Fat.	Carbo- hydrates.	Alcohol.
Morning:	200 gm. milk and coffee	3.20	4.40	3.20	
	30 gm. butter . . . .	0.21	24.50	0.15	
	30 gm. honey . . . .	0.35	0.03	17.00	
Forenoon:	300 gm. buttermilk . .	12.15	2.80	11.20	
Noon:	200 gm. bouillon . . .	1.00	0.60	1.20	
	200 gm. mutton . . . .	23.20	50.50	0.70	
	300 gm. curly cabbage	4.20	14.40	21.60	
	200 gm. plums . . . .	0.80	. .	11.60	
	300 gm. white wine or cider . . . . .	. . . .	. . . .	9.00	24.7
Afternoon:	300 gm. buttermilk . .	12.15	2.80	11.20	
Evening:	150 gm. meat . . . .	23.20	11.00	0.10	
	30 gm. butter . . . .	0.21	24.50	0.15	
	300 gm. stewed apples .	1.00	. .	39.00	
	250 gm. Graham bread	22.50	2.50	125.00	
After evening meal:	750 gm. beer . . . . .	42.60	6.50	4.70	28.8
	Total . . . . .	145.77	194.50	245.80	53.5
	Calories . . . . .	600	1800	1000	375
	Entire number of calories . . . . .				3775

The authors frequently prescribe the following diet in cases of chronic constipation :

		Calories.
6 A. M.:	40 gm. orange-juice . . . . .	88
8 A. M.:	300 gm. milk with coffee . . . . .	192
	2 soft-boiled eggs . . . . .	160
	150 gm. Graham bread . . . . .	375
	40 gm. butter . . . . .	326
10 A. M.:	400 gm. cider . . . . .	280
12 M.:	200 gm. broth, with 1 egg . . . . .	84
	100 gm. steak . . . . .	214
	100 gm. carrots . . . . .	41
	100 gm. beans . . . . .	193
	150 gm. Graham bread . . . . .	375
	200 gm. stewed apples . . . . .	106
4 P. M.:	400 gm. buttermilk . . . . .	166
7 P. M.:	100 gm. scraped beef . . . . .	118
	150 gm. Graham bread . . . . .	375
	200 gm. stewed prunes . . . . .	176
	300 gm. cider . . . . .	210
9 P. M.:	40 gm. figs (or 400 gm. buttermilk) . . . . .	46
		3525



*Diet for Habitual Constipation.—(After Boas.<sup>1</sup>)*

- 7 A. M. : A glass of cold water.  
 8 A. M. : A liberal breakfast, with sweetened coffee, plenty of butter, honey, and Graham bread or pumpernickel, after which the patient should go to stool.  
 1 P. M. : Midday meal of meat, a large quantity of vegetables, salad, stewed fruits, farinaceous food, half a bottle of white wine (Moselle) or cider.  
 7 P. M. : Meat with a large amount of butter, Graham bread, stewed fruit, and beer.  
 10 P. M. : Before retiring, fresh or stewed fruit.

## DIET IN PERITONITIS.

**Acute Peritonitis.**—The diet in acute peritonitis is purely of secondary importance, and requires consideration only until operative procedure can be undertaken. No food whatever should be given by the mouth ; if necessary, rectal alimentation should be resorted to. If operation is not undertaken and vomiting has ceased, fluids may be given in a few days. Foods that may be prescribed are milk and lime-water, diluted broths, and egg-albumin with or without brandy or sherry ; only very small quantities should be taken at a time but at frequent intervals ; gradually plain milk, broth, and gruels may be added to the list ; solid food should not be allowed for several weeks. When stimulants are required, they should be given in the form of whisky, brandy, or champagne.

**Diet in Chronic Peritonitis.**—The diet in chronic peritonitis should consist of boiled meats, eggs, milk, stale bread, toast, or crackers, and vegetables, only, however, in the form of purées ; carbohydrates should be eaten sparingly, on account of their tendency to ferment. Food should be eaten in small quantities at regular but frequent intervals.

## DIET IN LIVER DISEASES.

To prevent needless repetition, certain general dietetic rules will here be given for the management of liver diseases in general. The theoretic discussions bearing on this subject have become so numerous as to render even brief consideration of them impossible. For this reason the subject will be dealt with here only from a practical standpoint.

The group of symptoms generally classed as "biliousness" are usually the result of overeating, and the so-called "bilious attack" is nothing more than a cry of the liver for relief.

<sup>1</sup> *Diseases of the Intestines*, p. 247.

Many individuals when they become constipated suffer from these attacks. These two facts furnish the indications for treatment: rest and open bowels. In the acute attacks all that is necessary is a restricted diet for several days, together with the administration of calomel, followed by a saline. The object of treatment in all diseases of the liver should be to give the organ as little work to do as possible. It should not, however, be put at absolute rest, and it is probably not possible to accomplish this end on account of its influence on general metabolism. In general, a simple, well-mixed diet containing protein, fat, and carbohydrates is indicated. In certain diseases in which the function of the liver is manifestly impaired, fat and carbohydrates must be restricted or even omitted entirely for a few days. Both, if not promptly disposed of, are apt to undergo changes in the intestinal canal.

Certain articles of diet are known, while others are believed, to be injurious in diseased conditions of the liver. Overeating is injurious, first, on account of the overwork it necessitates; and, secondly, because the superfluous food is apt to undergo putrefaction. The resulting bacterial products are believed to act on the liver in much the same manner as does alcohol. The excessive use of alcohol produces marked changes in the liver in certain individuals. This has been proved by experiments on animals. In a series of experiments performed by the authors in the Pathologic Laboratory of the Johns Hopkins Hospital, Baltimore, actual cirrhotic changes in the liver were induced by the administration of alcohol.<sup>1</sup> Some persons may take alcohol continuously with impunity. If taken in excessive quantities, however, over sufficiently prolonged periods, it probably invariably produces chronic tissue changes. When a certain amount is taken, it seems to be burnt up in the body as food; when this limit is passed, it becomes a poison. In certain fevers enormous quantities may often be consumed with great benefit. Just what amount may be taken with safety by any one individual is not known, and is dependent in large degree on idiosyncrasy. It has been estimated that two ounces of alcohol on the average may be consumed as a food in twenty-four hours. The form and the amount of concentration of the alcohol are important factors in considering the effect of alcohol on the liver. Whisky, brandy, and similar spirituous liquors, taken in a concentrated form, undoubtedly produce more marked tissue changes in the liver than light wines or beer.

<sup>1</sup> See Welch, *The Physiologic Aspects of the Liquor Question*.



*In all liver diseases alcohol should be avoided unless specially indicated as a tonic or stimulant. In any case it should be given well diluted. A well-matured pure whisky well diluted with water is to be preferred, and this only in the smallest possible amount.*

Certain foods have been regarded as "stimulating" or "irritating" to the liver. Among these are peppers of various kinds, spices, mustards, concentrated meat extracts and meat broths, and the substances formed in roasted and baked meats. To be proscribed are peppers, radishes, horseradish, onions, watercress, and celery. Salt in too large quantities is also to be condemned. Strong coffee and tea are harmful, but weak tea seems to be well borne in many cases.

In severe diseases of the liver the diet must usually be restricted to milk, diluted or peptonized, gruels, albumin-water, kumiss, buttermilk, and bland broths, such as oyster broth. Orange-juice as well as lemonade may generally be allowed.

In the milder disease and during convalescence the diet need not be so rigid, and lean meat, curd, junket, bread, toast, zwieback, fresh fruit, or fruit stewed with little or no sugar, may be allowed. In the chronic cases and lighter forms the following articles may help to make up the dietary. Milk, variously diluted and prepared, buttermilk, curd, kumiss, custard, junket, eggs, lean meat, if beef or mutton, preferably rare, sweetbreads, chicken, squab, liver, the soft part of oysters, and the more digestible forms of fish. Fresh green vegetables and green salads without oil are permissible. Small quantities of well-baked or boiled mealy potato may be allowed once a day, for many persons do not relish a meal that does not contain potato in some form. The starchy foods should be partaken of somewhat sparingly; bread, toast, zwieback, pulled bread, and biscuits (crackers) may be permitted. Small quantities of cereal foods may be taken—rice, sago, and tapioca, when sufficiently well-cooked, may be allowed. Fresh fruit is a valuable adjunct to the diet. Oranges, grape-fruit, ripe peaches or pears, grapes, strawberries, ripe plums of the most tender varieties may all be taken. Stewed fruits only slightly sweetened and baked apples may be allowed with advantage. If there is constipation, stewed prunes are useful. Lemonade may be taken as a beverage.

Mineral waters may be drunk freely if dropsy is not present, and are best taken on rising and between meals. Hot water is a valuable substitute for the mineral waters. It is especially useful in allaying thirst when there is dropsy.

The food should be taken slowly, well masticated, and never in too large quantities. If necessary, more milk may be given, so as to make large amounts of other food unnecessary. The patient should lie down directly before and after meals. In no case should the patient eat immediately after taking active exercise.

In certain chronic conditions, such as hyperemia, fatty degeneration, and chronic hepatitis, exercise is to be taken at proper times.

In summer and in warm climates more vegetables are to be allowed and less meat. If putrefactive changes take place in the intestine, a diet consisting of white of egg and water should be maintained until this condition is overcome. When the putrefaction is caused by torpidity of the liver, it may sometimes be prevented by increasing the amount of vegetables and by the use of laxatives.

#### CATARRHAL JAUNDICE.

During the acute stage, so long as there is any tendency to vomit or while dyspepsia is marked, the patient should be kept quiet in bed. The diet should be very light and fluid. Fat is especially to be avoided, as are, of course, all foods that are either chemically or mechanically irritating.

Milk, which may either be skimmed or diluted with lime-water or mineral waters or peptonized, is probably the most useful article of diet. On account of the fat which whole milk contains it is, however, open to certain theoretic objections. In practice, nevertheless, it is generally well borne. Buttermilk or kumiss may also be used, as may beef-juice, oyster-broth, clam bouillon, albumin-water, and well-cooked and strained barley gruel. If the stomach is irritable, food should be given in small quantities and at regular intervals. As the stomach becomes tolerant and the appetite returns, bread, zwieback, toast, lean meat, such as the breast of chicken, sweetbreads, and tender steak or chops may be administered. Soups thickened with barley or flour may be given, and the lighter forms of fish may also be allowed. Fruit, well cooked and without too much sugar, may be added as convalescence progresses. All coarse forms of vegetables must be avoided, but spinach, asparagus tips, and cauliflower tops may be given. Well-cooked mashed potatoes may be allowed in moderate quantities. The meals should be small and, if necessary, may be given frequently. During convalescence, when the appetite returns in



full force, the patient should be cautioned against overeating. For several months the diet should be guarded and all irritating and coarse articles of food avoided.

Coffee and tea should be forbidden during the acute stage, but during convalescence they may be allowed, but should be given neither too strong nor in too great quantity. Alcohol is best avoided. Fats, such as butter and cream, should be withheld longest in the return to a full diet. If an excess of starch or of sugar is taken, disturbances are certain to follow; if fats are given in too great abundance or too early, putrefactive changes are apt to occur.

Mineral water may be drunk freely during the course of the disease, and the bowels should be kept open. Carlsbad and Vichy are especially to be recommended, but other waters may be used. Plain carbonated water is useful as a beverage.

**Catarrhal Jaundice in Children.**—The disease is rare in children under two years of age. The same general principles of diet may be adhered to as when the disease occurs in adults. Fat, starches, and sugar should be reduced in quantity, and rare meat, fruit, and milk more plentifully supplied. If vomiting occurs, milk diluted with lime-water or a carbonated water, or peptonized milk may be used. If the gastric symptoms are severe, the diet should be the same as that for acute gastric indigestion. Calomel, the salines, and mineral waters should be prescribed to keep the bowels open.

#### CONGESTION OF THE LIVER.

**Acute Congestion.**—The treatment depends largely on the cause. When the congestion occurs in the course of acute diseases, the diet is practically the same as that of the associated disease. When there is pain, rest is essential. If the patient's condition warrants, the diet should be largely restricted. Diluted milk, thin soups, albumin-water, and the like may be given in small quantities. In weaker patients the diet should be regulated according to the general condition; if emaciation is extreme, a larger diet should be ordered, care being taken not to disturb the stomach. Milk, soups, lean meat, fruit, cooked fruit, and bread or toast should form the bulk of the dietary. All irritating foods, coffee, strong tea, and alcohol are to be avoided. Salines are indicated in most cases.

**Passive Congestion of the Liver.**—The diet should be restricted and the same general principles observed as directed in liver disease in general.

**ACUTE YELLOW ATROPHY.**

The diet should be restricted ; usually only liquids can be given, such as milk, diluted as in catarrhal jaundice, albumin-water, etc. In general the management resembles that of an acute fever.

**ABSCESS OF THE LIVER.**

In the early stages the patient should be put at rest and receive a very light diet of milk, gruels, albumin-water, and the like. After operation the diet may be as nutritious as possible, bearing in mind the general principles of diet in liver diseases.

**FATTY LIVER.**

The diet will depend upon the exciting cause. When the fatty liver is the result of general obesity, the treatment should be along the lines indicated for that condition. When it is due to tuberculosis or to other chronic infections, the diet should be arranged accordingly. In the severe cachexias that mark incurable diseases little can be done in the way of diet.

In general the food should be easily digestible ; milk, lean meat, and eggs are mainly to be relied on. Predigested milk and meats may be of value, but fats and oils should be avoided.

**AMYLOID LIVER.**

This is usually caused by long-standing suppuration. The food should be as easily digestible as it is possible to make it. At the same time the largest amount of protein material consistent with the patient's digestive powers, should be given.

**SYPHILIS OF THE LIVER.**

The diet should be arranged according to the general principles laid down for liver diseases in general.

**DIET IN GALL-STONE DISEASE.**

Cholelithiasis is a subject of ever-increasing interest. It is estimated that about 10 per cent. of the population of Germany have gall-stones. Kehr states that only about 5 per cent. of these ever give rise to serious disturbances. Numerous theories have been advanced regarding the cause of the formation of gall-stones. Errors in diet and the various food elements have been considered causative, and have led to the establishment of various dietaries. Most observers are, however, inclined to consider the prophylactic measures about to



be described of value. (For an exhaustive discussion of this subject the student is referred to the article by Quincke and Hoppe-Seyler in Nothnagel's *Encyclopedia of Medicine*, which has been ably edited by the late Dr. Frederick A. Packard.)

The two factors that in all probability exert the most influence on the formation of gall-stones are the stasis of bile and the inflammation of the bile-passages and gall-bladder. To this end anything that will increase the flow of bile should be encouraged, and anything that retards it, avoided. To obviate the latter all food that is liable to cause indigestion, with the attendant dangers of putrefactive changes setting up inflammatory processes, should be carefully avoided.

The patient should lead an active, if possible an out-of-door, life and physical exercise should be a part of the daily routine. Horseback-riding for those who are in condition and who can afford it is excellent. Walking, fencing, golf, tennis, and swimming are helpful, and where these are not enjoyed, systematic gymnastic exercises should be prescribed. Exercise, if the motions are violent enough, acts directly by forcing the bile from the liver and gall-bladder, and indirectly by increasing the movements of the intestines.

The clothing should at all times be comfortably loose. Women especially should be cautioned in regard to this point. The corsets should fit loosely and be suspended from the shoulders, so as to take the pressure from the waist. After meals the clothing should be loosened, so as to relieve the abdominal organs from pressure.

Constipation should studiously be avoided. The diet should be arranged with this object in mind, and the use of laxative salines is to be recommended where their use is necessary. Epsom salts and sulphate of soda are of especial value in this connection. If desired, the saline mineral waters may be substituted, or, for those who can afford it, occasional visits may be made to various mineral springs.

The meals should be taken at regular intervals not too widely separated. Prolonged fasting should never be permitted, for eating increases the flow of bile while fasting causes the bile to be stored up in the gall-bladder. Some years ago Frerichs contended that in cholelithiasis the meals should come close together. Care must, however, be exercised to see that the food is being thoroughly digested and moved along the intestinal tract normally. Kehr advises a supper to be taken late at night. Other authors have advocated waking the patient in the middle of the

night to administer nourishment. This last would seem to be entirely unnecessary. Nauyn insists on the importance of a sufficiently large breakfast and, indeed, a large meal after any fast. The average American breakfast is, however, sufficiently large in almost all instances. Care should be taken not to err in the opposite direction by giving more food than can be digested.

In the choice of food there are certain things to be avoided. In the first place, all food that is not entirely above suspicion or that is liable to set up putrefactive changes must be interdicted. In this category are to be placed stale fruits, stale fish and shell-fish, overripe cheese, and the like.

Fat should, as a rule, be reduced to a minimum, for there is considerable clinical evidence to show that an abundance of fat is injurious in gall-stone disease, as well as in other disorders of the liver. Whether the fat acts in any other way than in producing bowel disturbances is a question that has not yet been decided. Herter has recently pointed out that dogs fed for months on a diet rich in fat and low in proteins showed concretions in their gall-bladders. Fat, should, however, not be eliminated from the dietary altogether.

Excesses in carbohydrates, either in starches or in sugar, should be carefully avoided. Anything that will irritate the liver should be prohibited, as should all rich and complicated dishes. Any food that is apt to cause indigestion is to be regarded as unsuitable for the patient with gall-stones.

Protein, carbohydrates, and fat should go to make up the dietary, which should consist of simple food, plainly prepared, with care, however, to avoid a monotonous diet. Meat should not be eaten too freely, and only the leaner varieties should be used. Milk and eggs are allowable, but if the milk is extremely rich, a portion of the cream should be removed. Some authors forbid the yolk of eggs as containing too much fat.

The green vegetables and fresh fruits are suitable articles of food and may be partaken of freely. Cereals and potatoes may be used in moderation, but not where there is "starch indigestion." Turnips, beets, and the like may be partaken of sparingly. While various authors forbid the use of some of these, it is probably not the choice, but the quantity, that should be considered in this connection.

Bread, rolls, and the like may be eaten as desired, bearing in mind that in "starch indigestion" the amount should be limited. Pastry and any but the plainest cakes should be omitted from



the diet. Harley made the statement that he believed that starch puddings and fat bacon caused more gall-stones in England than all other foods put together. Alcohol should be avoided, but coffee and tea may be allowed in moderation. The drinking of hot water on rising and at bedtime has been advised, as well as the various mineral waters mentioned in connection with constipation.

Coëxisting diseases are believed to exert some influence on the formation of gall-stones, and when gout, chronic rheumatism, diabetes, obesity, or dyspepsia exists, the diet should be regulated accordingly. In few diseases are there so many contradictory opinions concerning diet as in gall-stone, and for this reason their discussion has been omitted entirely.

#### CIRRHOsis OF THE LIVER.

**Hypertrophic Cirrhosis (Hanot's Disease).**—Hanot, in his monograph on the disease that bears his name, dismisses the subject of the diet almost in a word. He recommends a milk diet for weeks at a time where it is well borne. Where a more extensive diet is indicated the same lines may be followed as were laid down for cirrhosis in general.

**Cirrhosis.**—So far as diet is concerned, all forms of cirrhosis may be treated in much the same general way. Since no two cases are exactly alike, it must never be forgotten that each case requires individual consideration. The heart, the kidneys, or the alimentary canal may be involved, and ascites may be present. The existence of these complications materially affects the management of the case.

Certain cases of cirrhosis are due to the long-continued use of alcohol, highly seasoned food in excessive quantities, and, probably, to chronic intestinal fermentations. Certain metallic poisons may also cause it.

All individuals who are predisposed to cirrhosis,—those who come from families where liver disease or other forms of cirrhotic disease are frequent,—should be cautioned in regard to the diet and the use of alcohol. Those large eaters and drinkers or those who suffer from indigestion, discomfort, or even pain over the region of the liver, should be put on a simple diet, composed largely of milk; the bowels should be kept open by the use of saline mineral waters; alcohol should be withheld altogether or reduced to the smallest possible amount. All rich foods and those mentioned as irritating the liver should be avoided. If alcohol is given up and the patient lives correctly,

much can often be done in the early stages to avert, or at least to postpone, the disastrous consequences.

**Cases without Ascites.**—When the disease has been diagnosed, and if ascites is not present, the patient may be put on a milk diet or a diet composed largely of milk and milk foods. Kumiss and buttermilk are very useful. Egg-albumin and cereal gruels may also be used. Under a simple diet of this kind the gastric symptoms may abate or even disappear. The saline mineral waters and potassium iodid are valuable adjuncts in the treatment. The consideration of other drugs useful in this condition does not come within the scope of this work. When recovery has set in a simple diet, composed of milk, the lean, easily digestible meats, preferably broiled steak and chops, chicken, and the like, eggs, bread, green vegetables, and fruits, potatoes, and cereals, if desired, are allowable. The meals should be small and taken at regular intervals. Hot water or the saline waters may be taken on rising and an hour or so before eating. The general principles for diseased conditions of the liver already described must be followed.

**Cases with Ascites.**—The selection of a diet for these cases is frequently a matter of considerable difficulty. Rest, salines, and a restricted, somewhat dry diet often gives great relief. When the kidneys are in reasonably good condition, a dry diet, such as is recommended for senile heart, may be tried. Hot water may be sipped on rising and at various intervals during the day, and helps to flush out the waste-products of metabolism. Should kidney symptoms arise and the quantity of urine be greatly lessened, it is better to increase the allowance of fluid.

If kidney diseases are present, it is not wise to attempt to relieve the ascites by withholding fluids. When kidney complications arise, French writers and others recommend a diet composed largely of milk, on the ground that it is a good diuretic, excreting not only the fluid itself, but a portion of the fluid held in the body, as well.

### DIET IN DISEASES OF THE PANCREAS.

Little has been written on this subject. Attempts at feeding pancreas by the mouth and by rectal enemata have not been productive of good results. It has been suggested that when the diagnosis of pancreatic disease has been made, both fats and carbohydrates be withdrawn from the diet, as they are apt to



undergo fermentation in the absence of the pancreatic juice. The bile may, however, assist in the emulsification of fat, and pancreatic extracts or taka-diastrase may be given by the mouth, with a view to aiding starch digestion. Pancreatic extract is best given in salol-coated pills.

The diet should consist largely of milk, which may be peptonized, predigested meat solutions, egg-albumin, and the like. Alcohol may be given as required, both as a food and as a stimulant.

According to Dolinski, the pancreatic secretion is increased by the ingestion of acids and acid drinks. Alkaline drinks diminish the secretion of the pancreas. An abundant diet causes an increase in the amount of the secretion.

## DIET IN DISEASES OF THE RESPIRATORY ORGANS.

### DIET IN PLEURISY.

The diet suitable in the treatment of pleurisy with effusion has been the subject of many experiments. The two principal methods advocated are: (1) To give the patient as dry a diet as is possible, in the hope that, by restricting the amount of fluid supplied to the blood, the absorption of the fluid effusion will be hastened. It has also been recommended that ordinary table salt be taken in large quantities, on the principle that, owing to the increased density of the blood, a more rapid absorption will take place. Schroth's "dry cure" has also been recommended. (2) The second plan, advocated especially by certain French writers, is to place the patient on an exclusive milk diet, in much the same manner as described in the Milk Cure. This is said to increase the excretion of urine, and also to cause the absorption of the effusion. The return to a general diet should be gradual. Practically either plan may be followed, according to the condition of the patient. If there is fever or complicating kidney or heart disease, the milk diet is to be preferred. If there are no complicating diseases and no fever, ordinary diet with a lessened amount of fluids should be prescribed. No soups, but little coffee, tea, or other beverages, and as small an amount of water as the patient can comfortably get along on should be allowed. Large effusions are better removed by aspiration than by diet.

## DIET IN EMPYEMA.

The dietetic management of empyema is the same as that of any septic condition. If there is fever, the diet should be that advised in the treatment of fevers in general. If there is little or no fever, the diet should be similar to that recommended in the early stages of tuberculosis. Gilman Thompson advises a diet containing as much fatty food as the patient can take as best meeting the demands made on the system by the excretion of such large quantities of pus. Foods that cause the generation of gas in the intestine should be avoided. This usually arises from an excess of carbohydrate food, but may also be caused by the ingestion of large quantities of fat. If there is marked tympanites, the embarrassment of the respiration is increased.

## LARYNGISMUS STRIDULUS.

Attacks may be brought on by overfeeding, by the ingestion of indigestible articles of food, and by constipation. The diet should be carefully supervised, and the same general indications met as in rachitis.

## LARYNGITIS.

In chronic inflammations, especially tuberculous laryngitis, certain dietetic measures may be employed that will give considerable relief to the patient. Hard and dry toasts and the like should not be eaten, as they give rise to pain on being swallowed. For the same reason highly seasoned foods are to be avoided. Only semisolid or liquid food should be eaten. Milk, custards, junket, soups and gruels, raw oysters, raw eggs, scraped beef, and the like are the most suitable articles of diet. To allay the irritation in the larynx Loomis advises that a raw egg be sucked from the shell. If there is much pain on swallowing codein or cocain solutions should be applied locally before feeding. A tablet containing  $\frac{1}{4}$  of a grain of cocain may be placed on the back of the tongue and allowed to dissolve. This is generally effective, and has the advantage that the patient can use it himself.

Difficulty in swallowing may sometimes be overcome by the following two methods: By allowing the patient to lie flat on a lounge with his face over the edge. Food is to be sucked through a tube from a vessel placed immediately below. The second method consists in directing the patient to lean forward while eating. Sajous (quoted from Thompson) says that this



latter posture causes the food to pass down along the pyriform sinuses, thus avoiding the upper portion of the larynx, contact with which causes the severe pain experienced during deglutition in advanced cases of laryngitis.

#### DIET IN ASTHMA.

Asthma usually occurs in markedly neurotic individuals, who are apt to exhibit other neuroses, such as gastric and intestinal disorders. Various forms of food—*e. g.*, the starches and sugars—have been said either to cause or to predispose the individual to asthma.

As a matter of fact, many attacks of asthma are brought on by indigestion, this usually being directly traceable to some error in diet. So patent is this fact that certain cases are classed as "peptic" or "gastric" asthma.

Any food that causes indigestion should be avoided. Patients usually learn by experience what they can and what they can not digest. Some curious idiosyncrasies occur: For example, in one patient rice may cause indigestion—even when the most minute quantities are introduced into his food without his knowledge an attack of indigestion and subsequently of asthma may supervene. These idiosyncrasies exist, of course, in others besides asthmatics, and many remarkable stories, some well-authenticated, are told in this connection.

The asthmatic should live a quiet, well-regulated life. If there is any gastric or intestinal derangement, it should carefully be treated. The diet should be light and nutritious, and should be taken at regular intervals. The meals should be of a size to be easily digested. Violent exercise of all kinds should be prohibited.

The foods most suitable for the asthmatic are the lighter kinds of fish and meat—the white meat of chicken, roast-beef, beef-steak, chops, and mutton. The most easily digested vegetables, such as spinach, asparagus-tips, cauliflower tops, baked potatoes, and the like, may be taken. Cereals and whole-wheat bread may be used in moderation. In most cases, plain desserts may be allowed. Pork, cheese, heavy cakes, pastry, and all similar indigestible articles of diet, should be avoided. Fats, sugars, and starches should be taken in moderation, if at all. Experience will generally prove the best guide as to what is suitable. Foods that are apt to cause flatulence are best avoided.

Dinner should be taken in the middle of the day, and the

supper should be light. Eating at night should be discontinued. Tea and coffee, if they do not cause gastric disturbance, may be taken in moderation. Strong coffee has been credited with warding off attacks; for this purpose two or three cups of strong coffee are to be taken just before a threatened attack.

In the weaker patients alcohol may be allowed, best given in the form of good matured whisky. Beer and ales should be avoided by most patients. Every case of asthma should be studied carefully in order to learn what food is and what is not harmful. All asthmatics probably give up many articles of diet that are in reality indicated in their condition.

#### DIET IN EMPHYSEMA.

Patients with emphysema should seek to prevent flatulence and constipation. All indigestible foods should be avoided, and the diet should be along the same lines as indicated in asthma. Starches and sugar should be taken only in moderate quantities, as otherwise they may ferment and give rise to flatulence; the dyspnea that it is apt to bring on may be a source of great discomfort. In the later stages milk is found to agree better than any other food. Cod-liver oil, when it agrees with the patient, is to be recommended. The meals should be small enough to be easily digested, and the heaviest meal should be taken in the middle of the day.

#### DIET IN CHRONIC BRONCHITIS.

The dietetic management of chronic bronchitis is similar to that advised in the early stages of tuberculosis. In the dryer forms demulcent drinks are useful, and hot flax-seed tea, sweetened with sugar and flavored with lemon-juice, should be taken in sufficiently large quantities and is particularly effective. Hot drinks of various kinds may be used, and are especially useful in temporarily relieving troublesome cough. Hot milk or hot lemonade, or, if stimulants are indicated, whisky and glycerin, may be given.

#### DIET IN HEMORRHAGE FROM THE LUNGS.

When a patient has had a hemorrhage from the lungs he should immediately be put to rest and kept absolutely quiet. If the hemorrhage has been severe and the patient is in danger



of collapse, in addition to the usual morphin injections, normal salt solution may be given by the rectum or subcutaneously.

The food should be liquid in form. Peptonized or plain milk, liquid beef peptonoids or similar preparations, fresh beef-juice, bouillon, and the like may be used, and should be given in small quantities at regular intervals—two or three ounces may be given every two or three hours. If there is a tendency to vomit, food may be given by the rectum.

To allay thirst only small quantities of fluid should be given at a time. Later, when the stomach is tolerant, larger quantities may be prescribed.

If there is no recurrence of the hemorrhage and the condition of the stomach permits, a rapid return should be made to an ordinary diet. Meat should be given in abundance to counteract the anemia.

Alcohol is, as a rule, best avoided. If it is needed as a stimulant, it should be given in small quantities. In very severe cases larger quantities may be required to support the heart.

#### DIET IN PNEUMONIA.

In pneumonia, feeding is of the greatest importance. The patient's strength must be fostered, for the better the nutrition is maintained, the more likely will the patient be to withstand the effects of the disease. Formerly, owing to energetic, but often misdirected, treatment, many patients died in the early stages of convalescence. The French writers described their patients as having "died cured"—*mort guéri*.

The same general principles of feeding should be followed as are indicated in all acute fevers. During the course of the disease the patient should receive an abundance of water in addition to the liquid food supplied. Plain water or any carbonated water that the patient may desire should be given. Milk and seltzer may be allowed freely. Lemonade, or orangeade, or water flavored with tamarinds may serve to lend variety. The "imperial drink" (the recipe for which appears at the end of this book) may also be given.

During the height of the disease milk should form the basis of the diet. This may be peptonized or diluted with lime-water. Albumin-water, wine whey, malted milk, beef-juice, Eskay's food, and similar preparations may be employed when milk is not well borne. Predigested liquid beef preparations may be used both for their stimulating effects and as a food.

They should always be diluted freely with water, unless, because of vomiting, a concentrated food is indicated.

Food should be given at regular intervals of from two to four hours, according to the patient's condition and the amount he is able to take at one time.

Constipation, flatulence, and vomiting are to be avoided wherever possible. If they do occur, efforts should at once be made to relieve the condition.

In most cases starches and sugars are best omitted from the diet. Fruit may be allowed at any time during the disease, and is of special benefit during convalescence. Most grateful during the severe stage are orange-juice, lemonade, grape-fruit, and grapes. During convalescence ripe peaches or pears in season may be added to the diet. The return to a general diet should be made gradually, and no solid food should be allowed until the fever has subsided. Then the general dietetic rules for convalescents may be followed.

Pneumonia patients show a wonderful tolerance for alcohol, and it is apparently utilized by the body as a food as well as a stimulant. Large quantities may often be taken without producing any symptoms of intoxication. Should they occur, it is an evidence that the dose has been too large. Alcohol should not be prescribed as a routine measure, but should be ordered as soon as the heart begins to flag. The indication for its use may generally be determined by auscultation before either the symptoms or the pulse point to the need for it. It should be given at once when the first sound of the heart becomes prolonged and weaker. In weak individuals, whatever their age, especially in patients over fifty, alcohol may be begun early. The dose for adults is one-half an ounce of pure whisky, sufficiently diluted, every four hours; this may be increased when necessity arises. Strychnin and other heart stimulants have obviated the need for the enormous doses of alcohol formerly prescribed. In alcoholic subjects it should be given regularly. If it is withdrawn, delirium or collapse may ensue. The usual care should be observed in determining whether the stimulant is doing good or harm. It is best given in the form of pure matured whisky, but champagne, brandy, or rum may occasionally be substituted when these are better borne. In all cases they should be well diluted with plain or carbonated water.

**Pneumonia in Children.**—The same general plan is to be followed as when the disease occurs in adults, and both



lobar pneumonia and bronchopneumonia require the same dietetic management.

The food should be given at regular intervals, or if the child is at the breast, it should be nursed at regular intervals. If a child at the breast is too weak to nurse, the milk may be pumped out and given by means of a stomach-tube or a spoon. The stomach-tube should not, however, be used in pneumonia except as a last resort.

When infants are fed on modified cows' milk, the milk should be further diluted with lime-water. Food should not be given oftener than every two hours, and if a sufficient quantity is taken, the interval may be lengthened to three or four hours. Milk is the most important food, and may be diluted with lime-water or with carbonated water. It may be peptonized partially or completely, or be prepared with the Peptogenic Milk Powder, with Eskay's, Mellin's, or similar foods, or malted milk may be used. Buttermilk, plain or prepared after the method directed in the section on Infant Feeding, may be tried. Kumiss is often retained where plain milk is rejected. If milk is not well borne, barley or oatmeal gruels may be used by way of variety. If these cause flatulence, they should be avoided. Albumin-water and fresh beef-juice are useful foods, and such preparations as Panopepton, liquid beef peptonoids, and predigested beef are of great service when other foods are not well retained or assimilated. Beef broth or other meat broths may occasionally be given.

The problem of feeding children suffering from pneumonia is frequently a very difficult one, for while they may take a food readily, they may refuse it the next time it is offered or vomit it if taken. When milk is well borne, it should constitute the diet, but where it is not, the physician must have as many resources as possible. From one to six ounces, according to the age and condition of the patient, may usually be given at a time, but it may at times be necessary to give the food in teaspoonful or tablespoonful quantities.

If there is much vomiting, equal parts of lime-water and cinnamon-water may be given to great advantage. A teaspoonful of this mixture fifteen minutes before feeding may allow the food to be retained where it would otherwise be rejected.

Water should in all cases be offered the child from time to time, and the mistake of forcing the child to take food when it wants only a drink of water should be avoided. If there is no flatulence, the carbonated waters are often very well borne.

Alcoholic stimulants are generally needed and are well borne. Whisky or brandy diluted with at least eight parts of water may be given, a little sugar or glycerin being added to overcome the sharp taste and render it more palatable. In pneumonia, as in other diseases, alcohol is borne better when it is given in small quantities and frequently, than when larger doses at greater intervals are prescribed. The average interval is two hours, but it may be given hourly or even more frequently when occasion demands.

## DIET IN DISEASES OF THE CIRCULATORY SYSTEM.

### DIET IN DISEASES OF THE HEART.

**General Directions for Diet.**—The diet for patients with heart disease usually requires more or less careful regulation. The subject may be divided into a consideration of the diet suitable before, and that indicated after, compensation is lost.

While compensation is good, the diet requires comparatively little consideration beyond the observance of certain general rules. When compensation is bordering on rupture, however, the diet must be supervised carefully, as in this way much discomfort may be spared the patient and even the time of ruptured compensation be postponed.

The meals should be small—more should never be given than the patient can easily digest. If the stomach is overloaded, the diaphragm is pushed up and displaces the heart, and this may occasion palpitation and dyspnea. If the meals are too large, the residue of any digested food in the intestine may undergo fermentation and cause flatulence, with its attendant disagreeable symptoms.

The meals should be simple and well cooked. Improperly prepared food is a cause of indigestion, and may produce flatulence or discomfort. The food chosen should be of a kind that is easy of digestion. A sufficiently long interval should be allowed to elapse between meals, and eating between meals should be strictly prohibited, as even small portions of food taken while digestion is in progress may give rise to flatulence in these patients.

The meals should all be of about equal size; while the even-



ing meal may be a little smaller and lighter than the others, and the principal meal should be taken at midday, there should, as has been said, be but comparatively little difference in their size, and the patient should be instructed carefully in this regard.

The amount of fluid taken should not be too large, nor, on the other hand, should it be too small. When compensation has been lost, the question as to the amount of fluid to be taken becomes of much importance. At no time should it be forgotten that fluids distend the vessels, raise arterial tension, and increase the work of the heart. If the quantity of fluids given be too small, elimination is delayed and the irritative effect of the retained impurities in the blood proves harmful. Fluids should be taken between meals, and are best sipped slowly. Weak tea and coffee may be allowed in small quantities between meals; if they do not cause flatulence, however, they may be allowed at meal times, but always in great moderation.

Alcohol is best avoided. If, owing to the general weakness of the patient, its use is indicated, it should be given in small quantities, and in the form of pure whisky or brandy well diluted. Wine and beer are contraindicated.

In general it may be said that a diet of plainly prepared food, unencumbered by too many restrictions, is best in these cases.

All highly seasoned food and the condiments in general should be omitted from the diet, as they tend to stimulate the appetite of the patient, and may cause him to take more food than it is necessary or desirable for him to have.

Stews and fancy dishes should also be omitted, as should the foods usually classed as difficult of digestion, such as fried foods and the like.

Starches, sugars, and fats should, as a rule, be interdicted; this restriction, however, should be enforced strictly only when made necessary by complicating stomach disorders coming on as compensation ruptures, when they are apt to cause fermentation and flatulence.

Broadbent dwells on the necessity for giving a diet containing about the usual proportion of food constituents. Starches and vegetables are useful additions to the diet, they help to keep it from being too largely nitrogenous. If too much protein material is taken, it is imperfectly oxidized and the waste accumulating in the blood increases the work of the heart, just as when too much food is taken.

The diet should consist largely of milk and of dishes made from this food, eggs, rare meats, especially mutton and beef, poultry, fish, and oysters. Well-baked bread, rolls, or biscuits, which are never to be eaten warm, and cereals in moderate quantities may be allowed. Well-cooked potatoes, spinach, asparagus tips, cauliflower tops, and similar vegetables may be taken, all stalks being avoided.

The diet-list should be simple, and such as will not require burdening the patient with complicated directions.

As compensation becomes impaired numerous disorders of digestion occur and require care and attention. The patient with heart disease may develop a distaste for food, and this will often tax the ingenuity of the physician.

As blood stasis sets in, constipation is apt to occur. Hypostatic congestion of the liver comes on, causing lessened metabolism and consequently interfering greatly with the general nutrition. The stomach and intestine are affected, and a chronic catarrhal condition of both is generally present.

The quantity of fluid given should now be regulated carefully, neither too much nor too little being given. A glass of Vichy half an hour before eating will help to prepare the stomach for a meal, and will, as a rule, be excreted promptly. Fluid is absolutely necessary for metabolic changes, and may be taken in the form of the "imperial drink," elsewhere described, between meals. A glass of hot water flushes out the body, and, as it is rapidly excreted, does not add materially to the amount of fluid present.

In the Oertel treatment of heart-disease the fluids are allowed only in a very limited degree. If the patient is on a milk diet, other fluids besides milk should be given in comparatively small quantities.

If *edema* is severe, the food may be given in as concentrated a form as possible.

If *flatulence* is troublesome, fats, starches, and sugars, as well as beer, pastry, and stews, are to be avoided. No solid food should be taken between meals. Coffee or tea taken with the meals may give rise to flatulence. They may, however, in some cases be taken during the day, at a time when the stomach is empty; they should be freshly prepared and should never be strong. Only such quantities of food as the patient can digest should be allowed, and, if necessary, digestion may be aided by giving essence of pepsin or other digestives. In some cases a milk diet may become necessary.



*Sudden dilatation* of the heart occurring during or following any acute disease requires rest and a milk diet.

*Palpitation and dyspnea* are often caused by the ingestion of too abundant meals; if persistent, the food should be given in smaller quantities and at shorter intervals. Four or five small, instead of three large, meals may be taken at regular intervals, or a milk diet may be ordered for a time. The general management may be such as has been suggested for flatulence. Tea, coffee, and tobacco should be avoided, and effervescing drinks may also be omitted. If there is constipation, stewed fruits, especially prunes or figs, are useful.

*Gastric disturbances* are best met by rest and a milk diet for a time, with a gradual return to the ordinary diet or a diet such as is advised for cases of gastric catarrh. Much relief frequently follows the drinking of a glass of hot water or of Vichy half an hour before a meal.

As ruptured compensation is accompanied by effusion, something must be said with special reference to the removal of fluids from the body. Here, indeed, feeding is a difficult task, for the patient usually has a disgust for food. As Broadbent says, the object is to keep down the volume of the blood while maintaining its quality. If the patient is very ill, nourishment may be administered every three hours. If he is able to be about, it will often be well to allow him to take his meals with the family at the regular meal-time. He may be given chicken, tender meats, fish, oysters, junket, and other forms of light food. When but little is taken at the regular meal-time, food may be given between the meals, at regular periods, time being allowed for complete digestion to take place. Milk, albumin-water, egg and milk, soup, or beef-tea in small quantities are useful for this purpose. Broadbent recommends meat or chicken jelly or meat extracts, for their stimulating effect on the heart. Potted-meat sandwiches or meat pulp, prepared as directed for tuberculous patients, may be given. In Germany raw ham is sometimes prescribed. Constipation may often be avoided by adding stewed fruit, prunes, or figs, or vegetable purées, all in small quantities, to the diet. If necessary, pre-digested foods may be used.

Fluids other than milk and soups should be taken in as small quantities as possible. "Imperial drink" or hot water, as previously suggested, may be given to quench the thirst.

Stimulants are usually needed, but should be given only under the supervision of the physician, as there is a tendency

to take too much to relieve faintness or other symptoms. In non-alcoholics, from one-half to two ounces of whisky a day may be allowed at the beginning, the amount being increased as occasion demands. Stimulating drugs have largely superseded the use of alcohol in these cases.

#### HEART LESIONS IN CHILDREN.

The diet is essentially the same as that for adults. Children who are able to be about require careful supervision, the treatment being along the same general lines as were laid down for adults. Less food is required than in health, and the meals should be smaller. Care should be exercised to see that the food is eaten slowly and well masticated. The diet should consist largely of milk, eggs, and meat, with or without a cereal, and vegetables, the last being of the more easily digested varieties, such as well-cooked spinach, asparagus-tips, and cauliflower tops, as these are least apt to cause flatulence. Fresh young peas, mashed and strained, and fresh, tender string-beans may also be allowed. Potatoes, either well baked or well boiled and mashed, may be eaten in small quantities. All coarse and stalky vegetables are to be avoided. If there is flatulence, the carbohydrates, as well as the fats, may be very much lessened or omitted temporarily.

In the more severe cases milk agrees better than any other form of food, and should be given in small quantities at regular intervals. As a rule, it should not be taken too cold. The various modifications of milk and other liquid foods that have been mentioned in connection with pneumonia may be employed. In some cases, especially when dropsy is severe, there is no desire for food, and the problem of feeding then becomes a difficult one. In these cases predigested foods of various kinds, raw meat-pulp, as advised in tuberculosis, and beef-tea, beef-extract, and the like, may be tried.

#### SENILE HEART.

Balfour's little book on *The Senile Heart* will prove a valuable guide to the care and management of the aged. In his chapter relating to diet he says: "Cardiac troubles are always alarming, particularly in old age, but much may be done to relieve the patient and to prolong his life. Attention is to be paid to the little things of daily life—the little things of eating, drinking, and doing—that influence the patient's comfort



and gradually turn the scale of health in his favor. The physician's regulations are often pitted against the habits of a lifetime, and difficulty may be had in securing acquiescence. All heart affections of the old are not necessarily senile in character or origin. Many cases may be of very long standing. Senile cardiac failure is essentially based upon imperfect metabolism. The diet must be regulated to suit the patient, and certain things must be considered. Most of the patients are below or at their usual weight. These require careful regulation of a normal dietary, to be given presently. A smaller number are over their normal weights, and suffer more from breathlessness than the preceding class of cases. These require to be specially dieted and cared for, so as to remove the obesity without diminishing the cardiac energy or the strength of the myocardium. Lastly, there are those in whom there is more evident failure of the myocardium. There are more evidences of dilatation of the heart and of the tissues. Such cases require a specially dry diet."

**Four Important Rules.**—1. An interval of five hours should be allowed to elapse between meals.

2. No solid food should be taken between meals.

3. All persons with weak hearts should take their principal meal in the middle of the day.

4. Persons with weak hearts should take their meals in as dry a form as possible.

All indigestible food should be avoided. Especially to be mentioned in this class are dried, salted, or otherwise preserved meats, cheese, pastry, all other foods in which fatty matter has undergone prolonged exposure to heat, and all sweets and nuts; owing to their inability to cause flatulence, vegetable food must be chosen with care. Vegetables of the cabbage family, and carrots, turnips, and parsnips are regarded with disfavor by Balfour. Even potatoes should be eaten sparingly. Fruits should not be crowded into a meal as a dessert, but may be allowed to form part of the meal, especially at breakfast or at a midday dinner.

No good is to be gained by attempting to enforce dietetic rules founded on the number of grains of carbon or nitrogen required to carry on the processes of life.

The foods to be allowed persons with weak hearts are the tender varieties of white fish, chicken, rabbit, game, mutton, or well-grown lamb, all of which Balfour gives in preference to tough beef. One well-boiled, ripe, mealy potato may be

allowed at dinner. Spinach, since it does not cause flatulence, is the safest vegetable; asparagus-tops, onions, and tomatoes may be taken in moderation. Peas, beans, and other leguminous foods, when fresh, young, and green, may be partaken of in moderation.

Not more than five ounces of fluid, and if possible less, should be taken with a meal. If water is desired with the meals, it should be taken hot and sipped slowly. If tea is used, it should be weak—a teaspoonful of the tea to five ounces of water, steeped for not more than three minutes. Coffee may be sweetened to taste, and taken black or with cream. Chocolate and cocoa are too rich for those with weak hearts, but if taken alone may occasionally be useful.

Alcohol should be prescribed only as it is needed. So many patients have been accustomed to its use all their lives that it cannot be cut off altogether. For those to whom alcohol is permitted half an ounce of whisky, brandy, or gin may be given in three or four ounces of water twice a day, together with their food; or a single glass of sherry or port or two glasses of any lighter wine, such as hock or claret, each glass to hold two fluidounces, may be ordered. The stronger wines are best omitted, as they are liable, if taken in larger quantities, to give rise to dyspepsia. Champagne is, as a rule, forbidden. Idiosyncrasies occur in regard to the effect of wine, so that the individual case must be considered before it is ordered. Alcohol is best given in the form of pure whisky and water, always in extreme moderation. As a stimulant for a weak heart, small quantities of alcohol are frequently prescribed, to be taken at various times during the day. This is most injurious treatment, for although the primary effect of alcohol is stimulating, secondarily it is depressant. A better plan is to direct such a patient to take two or three sips of water, as hot as can be swallowed, occasionally throughout the day. Apart from that taken in the food fifteen ounces of water a day are all that should be allowed, but if severe thirst is complained of, a half pint of hot water may be sipped about four hours after each meal or only after the principal meal. This cleanses the stomach and prepares it for rest. Hot water quenches the thirst better than does cold. The thirst is usually due to a catarrhal dyspepsia, and soon disappears after the diet has been regulated. The following is Balfour's dietary, which is easily modified:

“*Breakfast* 8.30: One small slice of dry toast, weighing



about an ounce and a half, with butter; one soft-boiled or poached egg, or half a small haddock, or its equivalent in any other fresh white fish, with from three to five ounces of tea or coffee, with cream and sugar. If there be any difficulty about the tea, it may be replaced by a similar quantity of infusion of cocoa-nibs, or milk and hot water, or cream and seltzer water. Some prefer oatmeal porridge, with milk or cream, and in ordinary circumstances this need not be objected to, provided not more than four or five ounces of milk be taken, and the porridge be not more in quantity than three or four ounces of oatmeal, well boiled: provided, also, that porridge alone be taken, and not porridge first, followed by tea, toast, etc., which is destructive of all comfort, both for stomach and heart.

“The *principal meal* of the day, whatever it is called, lunch or dinner, should be taken about 1.30 or 2 o’clock, and may consist of two courses, not more—fish and meat, or fish and pudding, or meat and pudding. Soups, pastry, pickles, and cheese are absolutely forbidden. White fish and meat with short fibers are preferred. Half a haddock, or its equivalent in any other white fish, boiled in milk, steamed, or broiled, never fried; wing and part of the breast of a chicken, or its equivalent in sweetbreads, tripe, rabbit, game, or mutton; one single potato or a little spinach. For pudding, any form of simple milk pudding may be taken, or about half a pound of such fruits as pears, apples, grapes, etc., either cooked or uncooked. During this meal four or five ounces of hot water may be sipped if desired.

“From 5 to 6 three or four ounces of tea may be taken if desired, infused, as in the morning, not longer than four minutes, and with cream and sugar if wished; but no solid food must be taken with it—not even a morsel of cake or biscuit. If there be any difficulty about the tea, four or five ounces of hot water may be substituted for it, and if there seem any need for a stimulant at this time, a teaspoonful of Liebig’s extract of beef may be stirred into it.

“Supper, or the last meal of the day, must always be a light meal. It should be taken about 7, and may consist of white fish and a potato, or toast, with butter, or some milk pudding, or bread and milk, or Revalenta, made with milk or with Liebig’s extract of beef. At bedtime, four or five ounces of hot water will soothe the stomach, promote sleep, and pave the way for a comfortable breakfast next morning.”

When there is anasarca, the following "dry diet" is recommended by Balfour.

"*Breakfast*.—One single slice of dry toast, weighing about an ounce and a half, with no butter, but with a single cup of tea infused not longer than four minutes, with cream and sugar, amounting in all to not more than four ounces, and nothing else.

"*Dinner*.—Not more than the lean of two chops, or its equivalent in chicken or fish; no vegetables; as much dry toast as may be desired; half an ounce of brandy, whisky, or Holland gin, in three ounces of water, and nothing else.

"*Supper*.—As much dry toast may be taken as is desired, along with half an ounce of brandy, whisky, or gin in three ounces of water; and nothing more."

It is not desirable that a patient in this condition drink much, even between meals, but if thirsty, he may be permitted to sip slowly three or four ounces of hot water about an hour before each meal.

#### ARTERIOSCLEROSIS.

In most cases of arteriosclerosis symptoms of senile heart occur at the same time, and the same general principles may be followed as were directed for that condition. The French particularly advocate a milk diet in the treatment of arteriosclerosis, and where there are headaches, insomnia, and other untoward symptoms, an absolute milk diet may be used with advantage. As soon as the symptoms disappear a mixed diet may be substituted. (See Milk Cure for methods of giving milk.) Mineral water may be prescribed, or trips may be made annually to mineral springs. Whenever possible alcohol should be prohibited.

#### ANEURYSM.

In most cases of aneurysm that are proving troublesome the treatment consists of rest, a restricted diet with a limited amount of fluid, together with potassium iodid. From ten to twenty grains of the iodid three times a day are sufficient.

Certain cases of aneurysm may be relieved by rigorous dieting. The saccular forms, and especially cases of aortic aneurysm with small openings, are most apt to improve under this treatment. Dieting is also helpful, it is said, in traumatic aneurysm. Tuffnell, of Dublin, advised the following diet:

"*Breakfast*.—Two ounces of bread with a little butter and 2 ounces of milk.



*Dinner.*—From 2 to 3 ounces of meat without salt, and 4 ounces of milk or claret.

*Supper.*—The same as breakfast.

Absolute physical and mental rest must be secured for the patient, and a competent nurse who will see that the diet is strictly adhered to is essential. Thirst may be relieved by small quantities of acidulated drinks or by sips of hot water. Potassium iodid may be prescribed, as may also morphin. Few patients, however, are willing to undergo the suffering that such treatment entails, and not many will persist in it for more than several weeks. Tuffnell advised that it is to be followed for several months, and he and others report cures in certain cases. The anemia that follows may be extreme, and may leave the patient in a serious condition.

Broadbent advises rest and small, equal-sized meals, taken at regular intervals. The meals must be concentrated, and bulky substances, such as rice, potatoes, and bread, are to be excluded from the dietary. The amount of water taken in twenty-four hours should not exceed forty ounces, and as much less as possible is to be taken. Twenty-four ounces he places as the minimum.

The object of the treatment is to produce the slow circulation of a condensed blood in the hope that fibrin may be formed in the sac. Burney Yeo does not favor such severe dieting.

When the case is not a suitable one and is not giving especial trouble, it is probably best to recommend a quiet life and a simple diet, avoiding indigestible articles of food and those that cause flatulence. As Osler has said, the medical profession has furnished numerous examples of men with aortic aneurysm living for considerable periods and doing good work. Of these the late Hilton Fagge was a notable example.

#### ANGINA PECTORIS.

In this disease diet is of the greatest importance. The majority of cases occur in "large eaters," and, as Osler says, there is "death in the pot." As a rule these patients realize that overeating is harmful to them.

The meals should be small and easily digestible, and all rich, highly seasoned food, as well as anything that causes fermentation, should be carefully avoided. Flatulence is a symptom that must, so far as possible, be avoided, for as soon as the stomach becomes distended distress follows that may produce an

attack. The evening meal should be small, and eating late at night should be prohibited.

If the patient is, in addition, the subject of gout or glycosuria, his diet must be regulated accordingly. The diet suitable for various cases differs widely, and personal idiosyncrasy must always be taken into account.

In his lectures on angina Osler calls to mind that Dr. Smollet, in *Humphrey Clinker*, makes one of his characters, Matt Bramble, say: "For my own part, I have had a hospital these fourteen years within myself, and studied my own case with most painful attention, consequently may be supposed to know something of the matter." An intelligent patient should know what food does and what does not cause flatulence. Flatulence is most apt to occur in fat flabby patients and in those with weak hearts and arteriosclerosis. Hot water taken half an hour before meals may be useful.

In those with whom the drinking of stimulants is a life-long habit alcohol may be allowed, best in the form of hot toddy at bedtime. To quote Osler again this may prevent the flatulence that is apt to come on during the early morning hours.

#### ANEMIA.

**Acute Posthemorrhagic Anemia.**—The reader is referred to the section on Diet after Operations for suggestions as to the diet in this disorder. In the case of the smaller hemorrhages, which are rapidly recovered from, the usual diet may be followed. In the more severe forms, special care may be required. If the anemia that follows a severe hemorrhage becomes chronic, the patient is to be managed the same as in chronic secondary anemia. If much blood has been lost, fluid should be supplied to the body in the form of normal salt solution, by transfusion into a vein, subcutaneously, by the rectum, or by the mouth, according to the condition of the patient. In most cases the fluid part of the blood is rapidly replaced. If the hemorrhage has been from the stomach or bowel, special management, as detailed under their respective headings, is necessary.

If the patient is very weak, cold milk is usually the most acceptable form of food. Hot milk is preferred by some, and is best for many cases. Fresh beef-juice and weak beef-tea are valuable, as is also albumin-water. As soon as the patient is able to eat, a diet containing considerable protein and the fresh green vegetables should be administered, as well as milk, eggs,



rare or raw meat, with spinach, asparagus-tips, apples, strawberries, and other fresh fruits and vegetables.

Indigestible articles should be avoided, and strong tea, coffee, and the much concentrated beef-teas should not be taken, especially in the acute stages.

According to the meager experiments and observations that have been made on this subject, the metabolic processes of the body are either about normal or similar to those going on in a condition of hunger. Iron in some form is advisable in the severer cases.

**Chronic Secondary Anemia.**—Efforts should be made to locate and remove the cause. The diet should be about the same as that recommended for chlorosis. Fresh food, milk, eggs, meats, green vegetables, and fresh fruits are the most important articles of diet. Fresh air and sufficient rest are also essential.

**Pernicious Anemia.**—In spite of the grave anemia the body fat and muscles often remain for a considerable time but little diminished in size. The blood destruction, however, is progressive, and tends to a fatal ending. Rest, removal to a different climate, fresh air, and attention to the diet may in some cases prolong life. Nevertheless the tendency of the disease is to become progressively worse.

Owing to the anorexia, vomiting, and diarrhea that are apt to be present, the diet is a matter of importance. Coupland and Hunter claim that a carbohydrate diet is better borne than one composed largely of proteins. As the result of experiment, Hunter has been led to believe that intestinal putrefaction occurs less often on a milk and carbohydrate diet.

Predigested foods, prepared infants' or invalids' foods, raw meat-juice, and similar articles of food may be allowed. Small quantities of alcohol may also be prescribed.

During recent years the bone-marrow of long bones of animals has been recommended highly in cases of pernicious anemia. The marrow is eaten raw, in doses of from one to three tablespoonfuls twice daily. The authors have obtained good results in several cases from this form of treatment.

#### CHLOROSIS.

The diet for chlorotic patients is not generally understood, and therefore requires especial study.

In chlorosis no changes occur in either fat or muscles. Some patients are fat while others are thin, this depending for the

most part on accidental circumstances, and bearing only an indirect relation to the anemia. The thin patients are usually those individuals who are of that habit; those who have co-existing disease of the stomach; those who take too little food and who are, in consequence, suffering from malnutrition; or lastly, those who must undergo considerable bodily exertion, usually in getting their livelihood.

The fat patients and those who are often edematous looking are individuals who are either fat by nature or who are receiving too much milk or other fluid with their diet.

Under a proper diet no change in the weight may occur; or in the case of the fat, edematous-looking patients, there may be a loss in weight while the anemia is improving, or if the patient has been taking too little nourishment or is doing too much work and is thin in consequence, there may be a gain in weight. The metabolic processes, so far as is known, are the same as in health. Owing to the lowered hemoglobin value of the blood, the patient is not able to exert herself much without producing great fatigue.

In the treatment of the chlorotic patient three things are important: iron, sufficient food at proper intervals, and rest.

Regarding the diet, the quality and the quantity of the food may be the same as in healthy individuals. The meals should be given at regular intervals, not too widely separated—usually not more than three hours apart. In consequence of the shorter interval and because the patient's desire for food is apt to be lowered, the meals should be small. The appetite is capricious, and while the regular meals may be left untouched, such undesirable articles as pickles and sweets may be greedily devoured in the intervals. This tendency should be controlled and nothing allowed between the meals. Von Noorden recommends five meals daily—at 8, 10.30, 1, 4.30, and 7 or 7.30. This same observer also insists on the value of taking an abundance of protein food at breakfast, giving as his reason that protein is the only food (alcohol not being considered) that is ready for use in the body shortly after ingestion. Carbohydrates for the most part go first to the liver, and fats are too slowly absorbed. The patient who takes the customary Continental breakfast of coffee and rolls has a long wait before the cells receive adequate nourishment. The kind of protein food is of little importance, and may be either meat or eggs; meat is, however, especially recommended, and should be taken regularly for breakfast in a definite quantity.



In general the diet should also contain sufficient protein, and von Noorden advises the use of such preparations as somatose, nutrose, protogen, or eucasin, when necessary to increase the quantity of protein.

Milk is generally prescribed in too large quantities. This should be avoided where the appetite is small, as a glass of milk in these cases generally checks any further desire for food. It is also to be avoided in those cases in which the appetite is fair but the patient shows a decided tendency to take on fat or to become somewhat edematous looking. In these individuals the cells retain too much water. When there is atony of the stomach, water is to be taken in small quantities. Milk is to be used by patients who are thin and where there has been a preëxisting malnutrition. Milk and cream mixed is of great value.

Fresh fruit and vegetables, particularly the green vegetables, are of especial value and may be partaken of freely. All kinds of fresh fruit in season are to be recommended, avoiding small-seeded berries where there is irritability of the stomach. If fresh fruits can not be obtained, properly prepared, evaporated fruit may be eaten and helps to regulate the bowels. Fresh fruit and vegetables do not, as a rule, cause the disturbance of the stomach so often attributed to them. In cases of ulcer of the stomach and often in other gastric disorders they must, however, be avoided. When fruit disagrees, it usually causes pain or flatulence. Von Noorden recommends that it be taken in the afternoon or with the meals. For Americans some fruit at breakfast is of value, but it should not be eaten to the exclusion of the more important meat.

In the ordinary case of chlorosis alcohol may be dispensed with. If given, it should be done guardedly, as patients become accustomed to taking it to relieve the feeling of weakness and faintness. A small quantity of port, sherry, or one of the other stronger wines may be allowed as an appetizer half an hour before the midday meal. In the thin or overworked a good beer may be taken in moderation with the principal meals. Red wine, which is often recommended, is of no particular value.

Von Noorden gives the following suggestions for the selection of the diet in chlorosis :

The breakfast may be taken in bed, or the patient allowed to rest on a lounge for an hour after the meal. Many patients will go to sleep, and this should be encouraged by darkening the

room and avoiding disturbing noises. Two or three ounces or more of meat should be taken, with as little other food as possible. A slice or two of toast or a piece of unsweetened zwieback may be given, together with a small quantity of tea or coffee with but little sugar or cream.

The second breakfast consists of two eggs, prepared in whatever way the patient prefers, with toast and butter and a glass of milk. A tablespoonful of cognac may be allowed in the milk or a small glass of Madeira, sherry, or port may be given.

The midday meal should be preceded by a complete rest for half an hour. The patient may eat whatever she desires, but meat should always be eaten first. If the appetite is poor, soup should not be allowed, or should be given after the meat has been taken. Thirst is generally marked at this time, but fluids should not be taken until the end of the meal, so as not to disturb the appetite. After eating the patient should rest from one-half to three-quarters of an hour. If there should be pain or discomfort in the stomach, hot applications may be made to the abdomen.

In the afternoon, cooked or raw fruit with bread or zwieback, or, if fruit is forbidden, tea or cocoa and toast may be given. If there is no tendency to superacidity of the stomach, bread and honey or fruit-jelly may be allowed. A glass of milk or milk and cream should be taken after the meal.

The evening supper should be as simple and as unirritating as possible. Four times a week a thick soup or gruel of oat-meal, barley, rice, or tapioca may be given, with meat-broth and butter or with milk and butter. If desired, eggs or other light foods may be given instead. Stewed fruit may also be allowed several times a week. If the hunger is not satisfied cold meat may be permitted in addition. On other days eggs, meat, or fish may form the principal part of the evening meal. A glass of well-brewed beer or a glass of milk may be given at bedtime, which should never be later than 10 o'clock.

The diet in emaciated patients, since there is apt to be either loss of appetite or disease of the stomach, is sometimes difficult to regulate. A change of cooking may be beneficial. Von Noorden allows 100 grams of protein daily with butter, cream, or cod-liver oil. A moderate amount of carbohydrates may be allowed, but not to the exclusion of other food. Milk may be given an hour before rising in the morning, and alcohol may often be used with advantage.

When the patients show a tendency to become fat and ap-



parently edematous, the diet must be made as dry as possible—somewhat similar to the dry diets recommended in certain heart diseases. Sweating may also be induced in order to reduce the amount of fluid in the tissues. Rapid recovery sometimes follows this method of treating flabby chlorotic patients. When there is disease of the stomach, the diet is regulated accordingly. Constipation is to be relieved by suitable diet, or, if necessary, drugs may be resorted to.

#### LEUKEMIA.

The diet in leukemia should be a general mixed one, but should contain as much protein as possible. The choice of foods will depend largely on the condition of the stomach and intestines. In leukemia the metabolic processes are heightened.

During the early stages, however, they remain about normal. As the disease progresses there is said to be an increase in the excretion of nitrogen. This calls for an extra amount of protein food to make up the deficiency. This may, however, be a difficult matter, owing to the liability to cause disturbance of the stomach and intestines. The diet should be arranged so as to contain the largest possible amount of easily assimilated protein material. Sugars, starches, and fats should be given sparingly, since their digestion requires too much time before they can be utilized by the tissues.

Milk and the milk derivatives, such as buttermilk and kumiss, eggs, and the more easily digested meats should form the bulk of the dietary. When they agree, bread, toast, and well-cooked cereals may be taken in moderation. Of the vegetables, spinach, asparagus-tips, cauliflower tops, and young green vegetables are to be preferred. The selection of the diet will often be governed by complicating bowel disorders.

Alcohol may be allowed as needed, and the desires of the patient should be consulted as far as possible regarding the form in which it is to be taken.

#### PURPURA HAEMORRHAGICA.

Litten gives the following suggestions as to the diet in this disease: The food must be bland and should be given cool. Coffee, strong tea, and spirits should be strictly forbidden. Alcohol may be allowed when there is collapse. Milk and somatose in milk are suggested as the most valuable foods, but the diet may be arranged as in any acute febrile condition. A

diet containing a considerable amount of gelatin has been recommended. Other authors suggest the use of an anti-scorbutic diet, although no good reason exists for this, except that some of the so-called cases of purpura may in reality be scurvy or something akin to it.

#### HEMOPHILIA.

A general diet, of which milk, however, forms a considerable part, is suggested by Litten, who also recommends the use of the fresh green vegetables and salads. Fresh fruit and lemonade may be used freely. Coarse food, especially the coarser vegetables, should be avoided.

#### DIET IN DISEASES OF THE GENITO-URINARY SYSTEM.

**Urine and Food.**—The urine bears a direct relation to the quality and quantity of the food ingested, as well as to the quantity of fluid taken and the amount of work done by the individual. Many variations in the urine occur that are due to food or drink and that are normal. When the kidneys are diseased improper food may bring on dangerous or even fatal conditions. After a large meal of any kind the urine becomes alkaline temporarily.

The ingestion of large quantities of fluid and the eating of juicy fruits or vegetables tend to dilute the urine, and to render it less acid and its solid contents relatively less. With milk diet the urine becomes acid and indican may be found in it. A concentrated dry diet decreases the amount of urine, increases the specific gravity, and makes the reaction more acid. Animal food and the more nitrogenous vegetables increase the amount of nitrogen compounds and the acidity of the urine. Vegetables increase the carbonates and the earthy salts of the urine. A purely vegetable diet renders the urine alkaline. Thompson states that Cantani maintains that large quantities of vegetable acids will render the urine alkaline.

**Lipuria**, according to Halliburton, may be caused by a diet rich in fat, even when the kidneys are normal.

**Phosphaturia** is believed to be increased by the use of potatoes, fruit, and all fresh green vegetables, and to be decreased by adhering to a diet from which these have been eliminated. Such a diet would include meat, eggs, milk, cheese, cereals, and the legumes.



**Oxaluria.**—This is a term applied to a condition where calcium oxalate crystals are deposited in the urine. The normal limit of oxalates excreted in twenty-four hours has been placed by Senator at about 20 mgm. Whilst oxaluria may be regarded as an expression of a disturbance of metabolism, the quantity of oxalates excreted is only one factor to be considered. The second part of the question consists in the power of the urine to hold the otherwise insoluble calcium oxalate in solution. The solubility of this salt depends upon the acid phosphates, especially upon the quantity of magnesium salt present, and naturally it is influenced by the amount of calcium excreted in the urine. A urine containing a large quantity of magnesium phosphate and a small quantity of calcium salts will hold more calcium oxalate in solution than urine containing the reverse.

Oxaluria is accompanied by a number of nervous and gastric disturbances, generally spoken of as either neurasthenia or nervous dyspepsia. The exact relation of these symptoms to oxaluria is not always clear, and clinically the symptoms which arise from the presence of oxalate crystals irritating the urinary passages and the danger of formation of stone, either in the kidney or bladder, are of much more importance.

Previous to the experiments of G. Klemperer and Tritschler, it was not certain whether the oxalic acid excreted was derived from the food or from metabolic processes. It is beyond question, however, that foods containing oxalic acid when taken into the body increase the amount of calcium oxalate in the urine. If oxalic acid is neutralized with carbonate of soda and given to an individual, but a small part of it can be recovered in the urine or stools, the greater part of it disappears. Of the oxalic acid taken in the food materials, as in spinach, about 20 per cent. can be recovered in the urine and stools, most of this in the urine, whilst 80 per cent. of it disappears. This disappearance is caused by bacterial and chemical action in the intestines, changing the oxalates into other compounds. Oxalic acid is also destroyed in the blood, whilst calcium oxalate is not. When foods containing oxalic acid enter the stomach a part of it is dissolved in the gastric juice and about 10 per cent. absorbed. In the blood and lymph circulation this is changed into calcium oxalate and on the following day it is excreted in the urine.

Besides being taken into the body directly as oxalic acid, certain food substances are changed in the processes of metabolism into oxalic acid or oxalates and so increase the quantity

excreted in the urine. Substances containing many nuclei, as glands and also muscle, may be so changed that fat, carbohydrates, and pure albumin are not, but Klemperer regards gelatin as a frequent source of oxalates. Uric acid is not changed into oxalic acid in the body, but it is possible that fermentation in the bowel may lead to the formation of oxalic acid.

Furthermore, oxalates are apparently formed in the body apart from the food supply. Lühje found calcium oxalate in the urine of a fasting dog, and there is a transient increase in the amount of oxalic acid excreted during the stage of resolution of pneumonia. Experimentally Rosenqvist has produced oxaluria by the destruction of the red blood-cells by the injection of pyrogallic acid. Klemperer is of the opinion that part of the oxalic acid excreted comes from the metabolism of the resorbed bile, as in the bowel glycocholic acid is formed from glycocholic acid.

The arrangement of a diet to cure or to prevent oxaluria becomes clear upon a consideration of the foregoing statements. In the first place, the amount of oxalic acid and oxalic-acid-forming foods taken into the body must be diminished or cut off altogether. This means forbidding fruits and vegetables containing large amounts of oxalic acid, chief of which are spinach, sorrel, rhubarb, and cabbage. Gelatin and meats containing many nuclei, as glands, should also be forbidden. The following tables give the oxalic-acid content of various foods :

*Oxalic-acid Content of Various Foods Re-arranged after Esbach's determinations, as quoted by Minkowski.*

In 1000 grams	Contained oxalic acid in grams	In 1000 grams.	Contained oxalic acid in grams
Cocoa . . . . .	4.5	Carrots . . . . .	0.03
Black Tea . . . . .	3.7	Rose Cabbage . . . . .	0.02
Sorrel . . . . .	3.6	Celery . . . . .	0.02
Pepper . . . . .	3.2	Cress . . . . .	Traces
Spinach . . . . .	3.2	Apples . . . . .	"
Rhubarb . . . . .	2.4	Rice . . . . .	Doubtful
Gooseberries . . . . .	0.13	Lentils . . . . .	"
Bread crust . . . . .	0.13	Peas . . . . .	"
Plums . . . . .	0.12	Green Peas . . . . .	"
Figs (dried) . . . . .	1.0	Turnips . . . . .	"
Chocolate . . . . .	0.9	Asparagus . . . . .	"
Chicory . . . . .	0.7	Lettuce . . . . .	"
Potatoes . . . . .	0.4	White Cabbage and cauliflower	"
Beets . . . . .	0.4	Cucumbers . . . . .	"
Beans . . . . .	0.3	Mushrooms . . . . .	"
Green Beans . . . . .	0.2	Onions . . . . .	"
Coffee . . . . .	0.1	Leeks . . . . .	"
Endives . . . . .	0.1	Pears . . . . .	"
Various flours . . . . .	0-0.17	Apricots . . . . .	"
Strawberries . . . . .	0.06	Peaches . . . . .	"
Tomatoes . . . . .	0.05	Grapes . . . . .	"
Bread . . . . .	0.047	Melons . . . . .	"



*Oxalic-acid Content of some Animal Foods (Cipollina).*

In 1000 grams	Oxalic acid in grams
Thymus . . . . .	0.0115-0.0254
Liver . . . . .	0.0064-0.0113
Spleen . . . . .	0.018
Lungs . . . . .	0.0115
Muscles . . . . .	Traces.

The second indication is to lessen the absorption of oxalic acid from the alimentary tract by lowering the acidity. This should not be carried to the point of affecting the urine, and is usually accomplished by small amounts of Vichy or similar mineral waters. This second indication is of minor importance.

The third indication is to increase the solvent power of the

*Comparison of Magnesium and Calcium Content of Various Vegetable Foods (Klemperer after von Liebig).*

Food	Ash in per cent. of Substances.	Magnesium in per cent. of the Ash.	Calcium in per cent. of the Ash.
Millet . . . . .	5.1	25.8	
Cocoa . . . . .	4.9	15.9	2.8
Cornmeal . . . . .		14.9	6.3
Rice . . . . .	0.67	13.4	0.8
Nut kernels . . . . .		13.0	8.6
Wheat flour . . . . .	2.3	10.9	2.2
Buckwheat . . . . .		10.3	6.6
Barley . . . . .	2.5	9.6	3.5
Apples . . . . .	0.27	8.7	4.0
Coffee extract . . . . .	3.4	8.6	3.6
Peas . . . . .	2.6	8.1	5.1
Rye flour . . . . .	1.97	7.9	1.02
Oatmeal . . . . .	2.3	7.0	3.0
Tea extract . . . . .	3.1	6.8	1.2
Potatoes. . . . .	5.0	2.5	0.8
Grapes . . . . .	2.25	8.8	36.9
Cherries . . . . .	0.4	5.5	7.5
Plums . . . . .	0.31	4.7	4.9
Asparagus . . . . .	6.4	6.3	15.9
Lemon juice . . . . .	0.2	3.3	7.9
Bananas . . . . .		8.8	12.5
Spinach . . . . .	2.03	5.3	13.1
Savoy . . . . .		2.9	27.9
Cauliflower . . . . .	8.8	Trace	21.7
White cabbage . . . . .	11.6	3.7	12.6
Kohlrabi . . . . .	8.9	2.3	10.2
Radish . . . . .	6.4	3.5	8.8
Cucumbers . . . . .	4.8	3.0	6.9
Gooseberries . . . . .	0.4	5.8	12.2
Lentils . . . . .	2.1	1.9	5.1
Beans . . . . .	3.1	6.5	8.6
Schoten . . . . .	0.7	6.3	7.8
Clover . . . . .		4.8	36.1
Poppy seeds . . . . .		9.5	35.1
Sorrel . . . . .		8.3	31.6
Pears . . . . .	0.4	5.2	7.9
Strawberries . . . . .		Trace	14.2
Carrots . . . . .	5.4	2.3	5.6

*Amounts of Magnesium and Calcium Contained in a Centigram of Dried Substance (Klemperer after Bunge).*

	Magnesium	Calcium
Beef . . . . .	15.2	2.9
Albumin of hens' eggs . . . . .	13.0	13.0
Woman's milk . . . . .	5.0	24.3
Yelk of egg . . . . .	6.0	38.0
Cows' milk . . . . .	20.0	151.0

Fresh cows' milk contains 0.177 per cent. of calcium oxid and 0.02 grams of magnesium oxid in 100 ccm.

urine for calcium oxalate and so prevent its deposition. This is accomplished by increasing the fluid and so increasing the amount of urine excreted, and by increasing the acid phosphates, especially the magnesium salts, in the urine and diminishing the amount of lime salts. In the table on page 429 the magnesium and calcium worth of various foods is given, and this table will be found of great practical value in arranging diet-lists. The foods containing more lime than magnesium are to be avoided, whilst the foods containing an excess of magnesium are to be chosen. This may also be aided by the administration of small doses of magnesium sulphate. Klemperer recommends about 2 grams (30 grains) a day, to be given over a long period of time. The acidity of the urine is also increased by the meat diet usually given in oxaluria.

The following diet-list will be found of service :

*Allowable.*—Meat or fish of any kind except glands.

Milk and eggs are excluded by Klemperer on account of their lime content, but Minkowski is of the opinion that small quantities are allowable. If the symptoms are pronounced they should be forbidden, and in any case used sparingly if at all.

Fat of any kind may be given except the yelk of an egg.

Stale bread and zwieback are the best carbohydrates, but rice, barley, and hominy may be given and all the legumes. Potatoes may be allowed. Apples are the best fruit.

*Beverages.*—Water, beer, and weak coffee may be given. Alcohol may or may not be given, according to the individual and circumstances. It neither increases nor diminishes the excretion of oxalic acid.

*Avoid.*—All glands, such as thymus, pancreas, liver, and the like. Gelatin calves'-foot jelly, and similar dishes.

All fruits and vegetables containing much oxalic acid—as spinach, sorrel, rhubarb, cabbage, turnips, in a word all vegetables except the legumes.

Tea, chocolate, and cocoa.

All rich and indigestible pastries and cakes.



**Indicanuria.**—Underhill found that when gelatin was fed to a dog as the chief nitrogenous constituent of the diet, the urinary indican was greatly decreased, or if the indican was decreased by feeding the animal a diet poor in nitrogen, the subsequent administration of gelatin does not materially increase the output of indican. This might be used in the diet of patients with indicanuria. If otherwise permissible the nitrogenous food might be diminished and gelatin added to the diet instead. There have been no clinical reports on this subject.

**Cystinuria.**—Patients with cystinuria should live upon carbohydrates, and fats with the minimum amount of nitrogenous food. The protein may be reduced to 50 or 60 drams a day for an individual weighing 70 kilos.

**Albuminuria** is not, as a rule, caused by the ingestion of certain foods by healthy individuals. Some persons, however, possess the remarkable idiosyncrasy that egg-albumin, or even cheese or other articles of diet, may cause a temporary albuminuria. These cases are of unusual occurrence. (The student is referred to text-books on clinical diagnosis or internal medicine for information regarding the many causes of albuminuria.)

Certain articles of food—and this is particularly true of asparagus—may impart a special odor to the urine. Shortly after eating asparagus the urine will give off a peculiar odor that may last for over half a day.

The color of the urine may also be altered by certain articles of food.

In considering the diet in diseases of the kidneys it is important that the patient's condition be thoroughly understood. An accurate knowledge of the disease in question is indispensable for a proper understanding as to the necessary mode of feeding. It must be borne in mind that what is an indication of danger in acute nephritis, may not be so in chronic interstitial nephritis and vice versa.

Too much stress is ordinarily placed on the presence of albumin in the urine. As Emerson has shown, the percentage of albumin is the best index as to the progress of a case of *albuminuria*. It must be borne in mind, however, that this may or may not be so of a case of nephritis. In acute nephritis the urine is a fairly accurate guide, improvement in the kidney condition being usually indicated by a diminution of the albumin and of blood in the urine, and by an increase in the amount of

urine excreted. In subacute conditions the same may hold true, whereas in chronic nephritis the variations in the amount of albumin are most untrustworthy guides as to the patient's condition. A mere change in the diet, whether from a meat to a milk diet, or any other decided change, may be followed by an increase in the amount of albumin for some days. There are also variations in the amount of albumin excreted that are due to influences not as yet understood.

The patient's temperature is also a good guide as to the suitability of a diet. As Emerson says, "Variations of an acute process in the course of a chronic one are shown by an increase in the percentage of albumin and a slight rise in temperature."

Points to be borne in mind are that the amount of albumin for twenty-four hours must always be estimated; that the percentage is to be compared with other observations made on the same patient, and that the percentage of albumin is increased as water is taken in lessened amounts.

As regards the actual excretory power of the kidneys, there are no means at present of easily or accurately estimating it.

The general condition of the patient is one of the best guides as to the suitability of a method of treatment, but the prognosis can be made only by a skilled physician of great experience.

One of the first principles in the dieting of patients with kidney disease is to avoid giving substances that are irritating to the renal epithelium. Many injurious articles of diet are known by the fact that they uniformly produce bad effects. A second group, founded on studies on metabolism, has been added by von Noorden. He ascertained which end-products were excreted easily and which with difficulty, and advises the avoidance of substances that are broken up into end-products that are difficult of excretion.

In the first class are included grills and roasts, especially the browned outer surface of these, strong sauces, pastry, spices of all kinds, very acid foods, strong alcoholic drinks, tea, and coffee.

Von Noorden<sup>1</sup> gives the following list of substances excreted with ease or with difficulty in acute, subacute, and in exacerbations in chronic nephritis. He states, however, that these observations require further study and consideration:

<sup>1</sup> Von Noorden, *Clinical Treatises on the Pathology and Therapy of Disorders of Metabolism and Nutrition*, Part II., Nephritis.



*Excreted with Difficulty.*

Urea.  
Creatinin.  
Pigments.  
Hippuric acid.  
Phosphates.  
Inorganic sulphates.  
Potassium salts.  
Water (see below).

*Easily Excreted.*

Uric acid.  
Xanthin bases.  
Aromatic substances.  
Amido-acids.  
Carbonates.  
Water (see below).

Early in the disease water is excreted with great difficulty—with more difficulty than even urea. As soon as improvement sets in, however, it is easily gotten rid of. The difficulty probably lies in the mechanical interference with its excretion, owing to the great distention of the blood-vessels caused by the severe congestion.

It is necessary next to notice briefly the articles of diet that give rise to the different end-products just mentioned.

*Creatinin* is derived from creatin, which is present in meat-extracts and in meat broths. Traces are also found in the white and in the yolk of eggs and in meat. It is not present in vegetables.

*Urinary Pigments.*—Little is known concerning these. They are all probably derived from hemoglobin, and there is no way of controlling hemoglobin metabolism by restricting the diet. Substances containing hemoglobin may, however, be omitted from the diet.

*Phosphoric Acid.*—This is present in large quantities in meat, yolk of eggs, milk, and many vegetables. Milk is the principal food to be considered here, as it is used extensively and contains large quantities of the acid. Von Noorden suggests the use of calcium carbonate to overcome this acidity in the patients on a milk diet.

*Urea and Sulphates.*—These are both derived from albumin. The important point to remember is the fact that the amount of protein ingested may be reduced to a very small quantity if, at the same time, corresponding quantities of carbohydrates and fat are administered. Von Noorden gives about a liter and a half of milk daily, and usually adds a quarter of a liter of cream to it. He warns against the excessive use of fat in nephritis. Amylaceous soups or gruels are added to the diet where necessary.

*Hippuric Acid.*—This is derived from compounds (benzoic esters) that are contained in green vegetables, fruits with kernels, and cranberries. These should be avoided in acute in-

flammatory processes in the kidneys. Small quantities are, however, found in such fruits as pears, apples, and many berries, particularly raspberries, and in grapes. These fruits and juices made from them may be given in nephritis.

*Acetic Acid and Citric Acid.*—Von Noorden<sup>1</sup> says: "There is an old popular prejudice to the effect that acetic acid should be altogether eliminated from the diet of patients suffering from renal disease, from lithiasis, and from bladder troubles." Citric acid as contained in lemon-juice has been recommended as a substitute for acetic acid. Von Noorden states that there is no theoretic or practical objection to the use of vinegar in diseases of kidney, bladder, or urethra, and that he has never seen the slightest harm result from its use.

*Uric Acid and the Xanthin Bases.*—These are relatively well excreted. They are, however, toxic, and under certain conditions their elimination may be retarded. In all forms of nephritis it is, therefore, advisable to withhold all such foods as favor the formation of alloxuric bodies. These are all animal tissues rich in nuclein,—especially glands,—such as sweetbreads, liver, spleen, kidney, and strong meat broths.

Muscle meat, of course, contains some nuclein, but not sufficient to justify its exclusion from the diet on these grounds.

Von Noorden and others have determined, as the result of careful experimentation, that there is no difference in the light and dark meats as regards the effects of their end-products on the kidneys. This is in direct variance with the time-honored view, but it is apparently based on uncontrovertible facts.

*Alcohol.*—Little is known in regard to the excretion of alcohol by diseased kidneys. Alcohol, whether taken in the form of the strong or of the weaker alcoholic beverages, is known to act as one of the worst of poisons to the kidneys. That it irritates the kidneys directly, there can be no doubt; but it is also true that a certain amount of alcohol will be eliminated by healthy kidneys without harm to them. This amount probably varies with different individuals and can not be definitely fixed. The amount that will prove injurious to diseased kidneys is undoubtedly smaller than for healthy kidneys. Ordinarily, alcohol should be strictly avoided, but there are cases in which it may be used with great benefit. Attacks of cardiac weakness and a small, thready pulse may be successfully combated by small, repeated doses. In certain cases where there is

<sup>1</sup> *Loc. cit.*



nausea, food may be retained when small quantities of wine or diluted brandy or whisky are given.

Alcohol is contained in kefir and kumiss, which are used in large quantities by physicians who would not prescribe it in any of the stronger forms.

*Water.*—Water may be used freely, as a rule, as soon as diuresis improves. It is the best diuretic that can be used under ordinary conditions. With increased diuresis there is increase in the amount of solids excreted. This may not, however, be the case with certain patients.

According to von Noorden, water should be given in limited amounts when the kidneys refuse to excrete it; in cases where diuresis is not increased by water-drinking; and in cases where the water ingested serves only to augment the edema and hy-dremia.

#### ACUTE NEPHRITIS.

Von Noorden's suggestions regarding the dietetic management and care of acute nephritis are not entirely in accord with the views expressed by most authorities. Since they are the result of scientific observations and conclusions drawn from his own clinical practice, however, they are worthy of consideration.

(a) *In Severe Cases where the Secretion of the Urine is greatly Reduced.*—In these cases, where the edema is increasing and where uremia threatens, the amount of food and drink should be limited to the smallest possible quantity—say about a half liter of milk a day. For the intense thirst water, in tablespoonful doses, may be given, or what is usually better, ice may be given to quench the thirst. The surplus water in the tissues should be removed by sweating. When the heart is failing and the pulse is small and thready, brandy or whisky may be administered in small frequent doses. Such a diet can not ordinarily be maintained for more than four or five days without seriously impairing the strength, but usually at the end of this time the patient has either improved or succumbed to the disease.

(b) *Cases in which the Excretion of Water is Reduced, but in which Anuria does not Threaten Life.*—In these cases, where there is moderate edema, von Noorden gives chiefly milk—a liter and a half daily, to which he adds about 350 c.c. of sweet cream. If the patient demands more food, or if his strength is much reduced so that increased feeding is desirable, he adds rice, groats, corn-meal porridge, crackers or zwieback, and sterilized grape-juice or other fruit syrups. His diet consists

of 1500 gm. of milk, 375 gm. of cream, 50 gm. of rice, 50 gm. of zwieback, 50 gm. of butter, and 20 gm. of sugar, the total heat-value of which is 2900 calories. This is equivalent to 4 or 5 liters of milk.

A strict milk diet has been recommended by some in these cases, but the best clinicians follow the outline just given. While the process is active, too much milk must not be given, and what is given should be properly diluted, preferably with a carbonated water. As soon as the acute process begins to subside the diet may be increased by the addition of rice and other cereals, bread and water, fruit, and, later on, as convalescence begins to be established, meat may be added. The appetite and digestion must regulate the increase in diet. In addition to the foregoing, very weak meat broths may be allowed, veal or chicken usually agreeing better with digestion than the others. If preferred, however, weak beef, or mutton broth may be given. Strong meat broths and beef-teas are to be prohibited. Sugar and cocoa may also be allowed.

If the digestion is very good, butter and other fats may be permitted in moderate quantities. Calves'-foot jelly and similar preparations may be allowed, as well as light vegetables, the best being spinach, cauliflower tops, young peas, or young string-beans. These vegetables are to be added as convalescence begins to be established and a desire for other food returns.

As a general rule the patient's appetite, if he has any, is the best guide as to the amount of food to be allowed. Too much will not be taken, and as the disease is generally of short duration, the reverse is also true. During convalescence the appetite may be stimulated by dilute hydrochloric acid or bitter tonics.

As to beverages, water, plain or carbonated, mineral waters, fruit-juice and water (lemonade, etc.), and, for weak patients, water and wine or water and whisky or brandy, in small quantities may be permitted. If the patient prefers milk, from four to seven pints may be given daily, diluted with a carbonated water. If it causes diarrhea, lime-water should be added to the milk, or if there is constipation magnesia solution or citrate of magnesia may be given instead. If the liver symptoms appear, the milk may be skimmed or buttermilk substituted. If the stomach becomes disordered, kumiss may be given in place of milk, or rice, barley, or arrow-root gruel may be substituted for it. If vomiting occurs, the stomach should be given complete rest, after which carbonated water may be allowed. A favorite



drink under these conditions, or in fact at any time in the course of an acute nephritis, is the imperial drink, made by dissolving a dram of cream of tartar in a pint of boiling water and adding the juice of half a lemon and a little sugar; this should be given cold.

If the course of the disease is slow, and the condition sub-chronic, the diet must be increased or the patient's strength will fail. In these cases small amounts of meat may be added to the dietary. The effect on the urine and the temperature must be carefully watched. If there is marked disturbance, the meat should be discontinued and then repeated after several days. The general condition of the patient is a safe guide, and he must not be allowed to starve to death because a small amount of albumin appears in his urine.

#### CHRONIC PARENCHYMATOUS NEPHRITIS.

In this disease the patient's mode of life must be carefully regulated. The amount of exercise and the diet demand particular attention. From the beginning all irritating articles of food are to be withheld. Secondly, the amount of protein should be limited, and the deficiency supplied by carbohydrates and fat.

It was formerly believed necessary to replace the albumin lost in the urine. In chronic nephritis but a few grams are lost daily, and this is readily compensated for by the ingestion of 250 c.c. of milk or 40 to 50 grams of meat. The limiting of the protein must not be carried to extremes. Starvation may take place from giving either too little or the same form too constantly. No hard-and-fast rule can be laid down as to the restriction of protein, as every case is a law unto itself, varying with the occupation, the amount of rest, and the stage of the disease. Such conditions require the judgment born of experience.

Senator gives the following figures, from Voit, for a middle-aged, unemployed man suffering from chronic nephritis :

Protein . . . . .	85 grams.
Fat . . . . .	30 "
Carbohydrates . . . . .	300 "
The whole gives 1860 calories.	

The average case can probably get along with less protein than 85 grams daily, and Senator suggests the following :

Protein, 50 to 70 grams daily, or the amount contained in  $1\frac{1}{2}$  to  $2\frac{1}{4}$  liters of milk, or in 250 to 350 grams of milk, or in from 8 to 10 eggs.

Carbohydrates, 400 to 500 grams, or a corresponding amount of fat (100 grams of fat, 240 grams of carbohydrates—2100 calories, or 300 more than Voit gives for a healthy man not working).

In severe cases, where there are edema, little albumin, and many casts in the urine, the amount of protein must be cut down to from 30 to 40 grams, or what is equal to 1 liter of milk, or 200 grams of lean meat, or 6 eggs. When the condition improves, the figures may be doubled.

The average daily diet contains about 1 gram of sodium chlorid in the original composition of the food, and from 10 to 20 grams are added daily as seasoning. In cases of nephritis it is important to limit the amount of sodium chlorid ingested. Observers differ in their reports concerning the influence of a low salt diet in nephritis, and different patients react differently, but many are greatly improved. The mouth becomes moist, the constant thirst is alleviated, the sipping of water at short intervals avoided, and the edema is often greatly lessened or disappears entirely. It is a good plan to omit the salt-cellar from the table or tray, and no effect is noted when the quantity of salt put into the food is either greatly reduced or omitted altogether.

During acute exacerbations the patient may be put on an absolute milk diet for from one to two weeks, with most excellent results in many cases. At least two liters should be given daily, diluted, when necessary, with carbonated water or lime-water. If there is a tendency to diarrhea or to constipation, or if meteorism occurs, lime-water is to be preferred. Buttermilk may be substituted for sweet milk when constipation occurs, or if the patient prefers it. Kumiss and kefir are valuable additions to the diet. The small amount of alcohol these foods contain is ordinarily no contraindication to their use.

The return to a general diet should be made gradually. Fat in the form of cream and butter may be added. Sugar, fruit syrups, jellies, and compotes may be given, using especially apples, pears, or raspberries. Carbohydrates in the form of milk, gruels, and cereals, as well as toast, zwieback, and bread not too fresh, may be eaten. Sago and tapioca are valuable additions, and potatoes may also be allowed. Meat may be added in moderate quantities, care being taken to note the effect. The white



meat of chicken is usually recommended at first, but recent investigations have failed to show any different results from the use of light and of dark meats. The outer surface of roasts and browned meats is to be avoided.

In Germany almond milk (*Emulsio amygdalorum*) is used extensively. The various infant and invalid foods may be mixed with the milk. Coffee and tea or cocoa may be allowed. Alcohol is prohibited, except as needed in special cases.

#### CHRONIC INTERSTITIAL NEPHRITIS.

Cases of this disease require especial study, and the nature of the individual and the stage of the disease must be taken into consideration. Care should be taken to avoid acute attacks.

Early cases, where there is no polyuria, where the heart and vessels are not seriously affected, and where there is little albumin in the urine, are frequently much improved by a course of treatment similar to that prescribed in acute nephritis. The patient should be kept in bed on a milk diet. If after two weeks there is no improvement, this treatment may be abandoned.

Acute exacerbations are to be managed as when they occur in acute nephritis. Ordinarily, however, one has to deal with a chronic disease that has lasted and may continue to last for years. As cure is out of the question, the diet should be so arranged as to give the greatest degree of comfort and allow the freest activity compatible with the stage of the disease. The patient requires encouragement, and wherever feasible he should be allowed to continue his ordinary avocation. If care is taken to avoid excesses of all kinds, many of these patients are able to work for years.

The kidney should be protected as much as possible, and all irritating food and drink, as mentioned at the beginning of this section, should be avoided. The heart must be spared and strengthened, and the patient's general health maintained. The restriction of diet, however, need not be so rigorous as in the acute cases.

When the case is hopeless, the diet may be left to the taste of the patient and the ingenuity of the nurse, and the last weeks or days made as enjoyable as possible.

Too much stress should not be laid on the amount of albumin or of solid matters contained in the urine, as many variations occur that are not dependent on the diet.

In the selection of a diet alcohol deserves special mention.

Total abstinence is the rule! Under no circumstances should the patient be allowed any form of alcoholic drink as a beverage. He should be made to understand that if he uses alcohol in any form he is doing so at his own risk. There are cases, however, in which alcohol is absolutely necessary. In old alcoholics there may be attacks of weak heart or complete anorexia if the stimulant is withdrawn at once; in these cases it may be allowed in small amounts. Von Noorden uses it even in late cases to prevent attacks of uremic cardiac asthma. He is also firm in regard to his position on the use of alcohol in chronic interstitial nephritis, and states that he is more particular about its use in chronic nephritis than in acute.

Spices of all kinds, celery, and possibly asparagus and mushrooms as well, should be forbidden in all cases. Von Noorden allows a moderate amount of asparagus two or three times a week during the season, but warns against using it in excess. This same observer includes in his list of drugs that are dangerous in atrophic nephritis—cantharidin, copaiba, turpentine, salicylic acid, carbolic acid, resorcin, hydroquinon, lead, copper, boric acid, silver and mercury and their salts, iodoform, and tar preparations. In this disease it is well to be cautious in the use of all drugs. Owing to its chronicity, and to the frequent occurrence of intercurrent affections, drugs are apt to be used to a greater extent than in any other disease. It is also true that most drugs are excreted more slowly than in health.

Tea, coffee, and tobacco are ordinarily to be forbidden, but may be allowed in small quantities if they do not exert an injurious effect upon the heart. Careful observations should be made as to the effect upon the pulse-rate and strength, upon the strength and character of the heart impulse, and upon the subjective sensations.

Meat may be allowed in as great a variety as possible. The so-called high game and all rich meats and complicated dishes are to be avoided. Either light or dark meats may be allowed, as the appetite is, as a rule, poor, the amount of protein to be taken may usually be left largely to the patient. A list of articles of food allowed may be given, and he may be permitted to arrange his menu himself in most cases. Where the appetite is normal, however, the amount of nitrogenous food should be limited, and diet-lists containing small amounts of protein food furnished the patient. In view of Chittenden's experiments on healthy individuals it would seem advisable to try diets with the protein as low as 60 gm. of protein daily for a patient



weighing 70 kilos. This would reduce the excretion of nitrogen to 8 or 9 gm. daily. Von Noorden, averaging a series of cases covering five years' experience, found that for 70 kilos of body weight, the nitrogen ingested in the males was from 13 to 16 gm., and in the females from 11 to 14 gm. If expressed in albumin, men, 81 to 100 gm.; women, 69 to 87 gm. Making allowance for the amount in the feces, the quantity of albumin taken was for the men 92 to 112 gm., and for the women 80 to 100 gm. Based on these figures he gives an average diet as containing milk, 750 c.c.; 2 eggs; bread and vegetables; meat, men, 215 to 315 gm. weighed raw; women, 155 to 255 gm. weighed raw. Variations may be made to suit the condition of the patient.

The amount of water to be allowed should be carefully determined. Ordinarily the patients are encouraged to take water, milk, and diuretic drinks. Von Noorden warns against this practice, arguing that the variations in the percentage of albumin in the urine are valueless in estimating the course of the disease, and that the heart may be very much damaged by the extra work thrown upon it by the use of excessive amounts of water. The fluid absorbed from the intestinal tract must ordinarily be excreted through the kidneys, and this means increased blood-pressure and increased work for the heart. Von Noorden limits the amount of fluid taken to about one and one-quarter liters. This includes all kinds of fluid taken. The water taken in the solid food—usually from 500 to 700 c.c. daily—may be disregarded. He admits that the amount the patient usually takes should be determined by two or three days' observation, and then that this amount be gradually cut down from 250 to 150 c.c. a day until the desired quantity is reached. One day a week the patient is allowed a "drinking day," on which all the water desired may be taken. It is found that excretion of the solid contents of the urine takes place just as rapidly with this restricted amount of water as before, and that in case the excretion is not quite so good, the one-day-a-week flushing keeps the organism reasonably clean. In some patients every two or three months two or three liters a day are allowed daily for two weeks. If there is failing compensation, the flushing-out should not be resorted to, nor should it be allowed if there is appreciable dilatation of the left heart. The desire for water is greatly lessened by placing the patient on a salt-free or a comparatively sodium-chlorid-free diet, as suggested for chronic parenchymatous nephritis.

Care should be taken not to allow patients who have a leaning toward obesity too much carbohydrate material. This is frequently done in cases of contracted kidney, usually with bad results. On the other hand, in thin patients, if there is no attendant dyspepsia, a diet rich in carbohydrates may very greatly improve the patient's condition.

Exercise, fresh air, freedom from care and worry, suitable occupation, and pleasant surroundings are all essential factors in the treatment, and should not be neglected. A change of air to a dry, warm, equable climate is often of great benefit.

#### FLOATING KIDNEY.

In this condition two things are to be especially recommended—viz., rest and food. The diet should be one that will cause the patient to take on as much flesh as possible. Many cases of movable kidney come on in nervous individuals who have lost flesh, and when the fat normally surrounding the kidney is replaced, the organ no longer floats about. The rest cure is especially recommended in those cases that occur in nervous people who have lost flesh rapidly. Time and patience are required, and the treatment often fails because it is not persisted in for a sufficiently long time. In cases of long standing a diet similar to that recommended in gastropotosis and enteropotosis should be prescribed.

#### AMYLOID KIDNEY.

This condition requires a supporting diet of good food, and measures directed toward removing the cause of the amyloid disease.

#### PYELITIS.—PYELONEPHRITIS.

The diet in these conditions should be very bland and non-irritating. The substances and foods previously mentioned as irritating should all be avoided. Milk, buttermilk, almond milk, and the like, should form the bulk of the diet. Milk-toast, gruels, and cereals may also be given. If the heart is strong, an abundance of fluid may be allowed in order to flush out the kidneys; alkaline mineral waters and flaxseed tea are among the best for this purpose. Care should be taken that the patient receives sufficient protein daily. Increase of diet may be made along the same lines as are indicated in acute nephritis.



## RENAL AND VESICAL CALCULI.

The diet as a cause of stone, especially of the uric acid variety, has been the subject of much controversy. In children it has been stated that the formation of stone usually follows a poor and insufficient milk supply. Ordinarily it may be said that too rich food, too large meals, and an inactive life are the most potent causative factors. Certain individuals are prone to calculus-formation.

The following suggestions regarding the diet will be found useful: Forbid strong drinks, and all alcohol if possible; much meat, and especially the nuclein-containing meats, as thymus, spleen, liver, brain; caviare, etc., smoked, pickled and spiced meats, and rich foods in general. The fats and sugars, as well as the cereals, should be restricted. The diet should be made up of the plainer, well-prepared foods, and, as far as possible, a vegetable diet should be prescribed. Water, especially the alkaline mineral waters, may be allowed in abundance. A sojourn at Carlsbad may be recommended for certain obese patients. When alkaline mineral waters are given for acid stones, they should be used only so long as the urine remains acid. If it becomes alkaline, the waters should be discontinued, lest phosphates be deposited on existing stones.

## LITHEMIA.—THE SO-CALLED URIC-ACID DIATHESIS.

The factors in the causation of this disease are heredity, a too abundant and a too rich diet, and an inactive life. It may be regarded as an irregular form of gout. At present the views concerning its pathology are too diverse and numerous to deserve comment. The condition is usually manifested by migraine, neuralgia, sick headache, skin eruptions, and the like.

The diet is the principal factor in the treatment, and scarcely of less importance are fresh air and exercise. It is more common among the well-to-do in winter, for out-of-door life in summer usually means more or less nearly perfect metabolism.

The diet should be similar to that outlined elsewhere for the gouty. A reduction in the quantity of food taken, especially of the protein supply, and an avoidance of alcohol and rich, complex foods are the principal indications. (See Gout.)

The following is the dietary which Sir H. Thompson recommends in calculous affections:

“Fish in all its forms, except those containing much fatty

matter—*i. e.*, herrings, mackerel, eels, and the thin part of salmon. Game in all forms. Poultry. Lean meat in moderate quantity. Preparations of gelatin, savory jelly, or jelly agreeably flavored, but unsweetened. Butter in moderation (this is the only direct form of fat admitted, fat in some form being necessary). An egg or two, on account of their usefulness in all cooking operations. (The objection to eggs applies only to the yolks. Milk in strict moderation, and only with tea, coffee, or cocoa. It is very undesirable and noxious in large quantity, as it contains a large proportion of fat and sugar, and its casein is digested with difficulty. It is less objectionable when thoroughly skimmed. Well-made whole-meal bread. Oatmeal. Pearl barley. Macaroni and other Italian pastes. Some coarse meal is needed to act as an aperient and prevent constipation. Whole-meal bread is improved in flavor and texture by an admixture of fine (not coarse) Scotch oatmeal, in the proportion of about one-quarter to one-third of the wheat-meal employed.

“Dry haricots and lentils are most nutritious vegetables, and should be taken made into purées. They are digested with ease and contain much nutritious matter. Rice, sago, tapioca, and arrow-root are all useful if treated as savory dishes, and not as sweets. Fresh green vegetables are especially good. Fresh green peas and broad beans, well masticated. Light salads are permissible to persons who digest them easily, but they must not be taken by those who digest them with difficulty. Celery, sea-kale, asparagus, tomatoes, potatoes, and artichokes are all permitted; so also are apples, roasted or baked, without added sugar.

“The following are to be avoided: rhubarb, gooseberries, currants, strawberries, raspberries, grapes, plums, pears, and all sweet fruit, fresh or preserved. Saccharin may be substituted for sugar.”

**Lithemia in Children.**—This is most often seen in the children of gouty parents. It is manifested usually in more or less periodic attacks of sick headache, nausea, vomiting, or neuralgic attacks. Children so afflicted are usually quick and bright, and of the nervous type. There is apt to be a dry scaly skin, and a tendency to eczema and to what Louis Starr calls a roseolous eruption. The latter observer gives the following suggestions for dieting such children:

“**Treatment.**—Little can be accomplished in the relief of lithemia without careful regulation of the diet.



"In breast-fed infants this is difficult to accomplish, but the milk must be analyzed, and any abnormal condition corrected, as far as possible, by attention to the mother's feeding, exercise, and general hygiene, and by the employment, in her case, of an antilithic treatment.

"When the feeding is artificial, a home-modified cows'-milk mixture of proper average composition for the case in hand should be employed, and variations made in the proportion of cream and milk as the symptoms demand. Poland water, as it increases the activity of the kidneys, is a better diluent than plain water, and if the digestion will not permit of the addition of sufficient cream to maintain a free action of the bowels, from one to five grains of sodium phosphate may be added to each bottle of food. For children of four years a suitable diet is :

"*First Meal, 8 A. M.*—Milk, 7 fluidounces; Vichy water, 1 fluidounce (one or two portions); one or two yolks of soft-boiled eggs with salt, or a bit of fresh fish or sweetbread; or one or two slices of ham or whole-wheat bread, dry.

"*Second Meal, 1.30 P. M.*—A teacupful of clear meat broth; a bit of chicken, turkey, wild fowl, or fish; one well-cooked green vegetable—*i. e.*, spinach, celery, young onions, cauliflower; one or two slices of dry bran or whole-wheat bread; junket or rice-and-milk pudding; cooked fruit with very little sugar.

"*Third Meal, 6.30 P. M.*—Milk at first meal; sweetbread or milk-toast; dry bran or whole-wheat bread.

"For drink, Poland water or Vichy (domestic); use either freely. Avoid fats, starches, sweets, raw fruits, and red meats—*i. e.*, beef or mutton.

"In still older patients—ten years and upward—a wider range is permissible, and the meals may be selected from the following list, which gives the foods allowed, as well as those to be avoided :

"*Breakfast.*—Milk, salted, if desired; weak cocoa with very little sugar. Bran bread; whole-wheat bread; dry toast; zwieback. Oatmeal or cracked wheat porridge, well cooked, with salt and milk. Eggs—yolk of soft-boiled or poached; French omelet. Chicken broiled. Fresh fish: rockfish, perch, bass (no oily fish).

"*Dinner.*—Oysters (in season), soup; beef, mutton, or lamb; poultry or game, small quantity (roasted or broiled, and one kind only). Two green vegetables: spinach, celery, peas, string-

beans, cauliflower, onion, turnips, vegetable marrow, okra, parsnips, carrots, egg-plant, tomatoes raw or baked. Rice, hominy, or macaroni (cooked plain). Bread as above. Light pudding: apples baked with very little sugar; stewed apples; stewed prunes; grapes in moderation; melons.

"*Supper*.—Milk or cocoa as at breakfast; bread as above; toast or zwieback; chicken or game (roasted or broiled); oysters (in season) stewed or roasted; fresh fish; sweetbread, stewed; one green vegetable as above; cooked fruit, with very little sugar.

"Lithia water to be taken freely. No food between meals. Supper two hours before retiring for the night. If much sugar is demanded with food, saccharin, is to be employed as a substitute.

"Articles to be avoided: Cream. White of egg; eggs cooked with milk. Crabs, lobsters; salmon and all rich, oily fish. Veal, pork, ham; dried, smoked or pickled meats of all sorts; twice-cooked meats. All fried food. Pastry, cake, hot bread or rolls, confectionery of all sorts, jams, jellies. Rhubarb, beets, cabbage, old peas, old beans, potatoes (white or sweet), asparagus, radishes; all raw fruits (except as mentioned above), especially strawberries, raspberries, and pears. Fruit cooked with much sugar, dried fruit (figs, dates), nuts. Mushrooms. Pickles, vinegar, spices, condiments (salt excepted).

"The object of both of the diets given is to allow a minimum of albuminous food, to diminish the formation of uric acid and its analogues, and a minimum of carbohydrates (sugar and starch) to afford the albuminoid waste an opportunity of being freely oxidized. From the two lists it is not difficult to formulate a diet for intervening ages.

"During the obstinate vomiting of the gastro-intestinal form everything taken into the stomach may be rejected; still the prostration caused by the attack is diminished if the patient be forced to take one or two teaspoonfuls of raw-beef juice at regular periods, every two hours, for example, with sips of water, or, better, white-of-egg water in the intervals. At the same time rectal injections of peptonized milk or broth must be administered. These enemata should not exceed two fluid-ounces in quantity at the age of three years, should be given at a temperature of 98° F., and at intervals of four hours; and once daily the rectum must be washed clean with warm normal saline solution (one teaspoonful of table salt to one pint of water)."



## GONORRHEA.

The diet in this disease is of considerable importance. Improper food and drink not only serve to prolong the disease, but overindulgences in forbidden articles may cause a return of the discharge even after the disease has apparently been cured.

The directions for diet are very simple. All irritating foods and drinks should be avoided, as should all indigestible articles. The diet should consist of plain and wholesome food. Where it is possible, skim-milk should form the basis of the diet. Too much meat should not be taken, and twice-cooked meats and fried and very greasy foods avoided as far as possible. Carbohydrates, as breadstuffs, cereals, and the non-acid vegetables, may be allowed. Care should be taken to avoid all complicated and highly seasoned foods, all pepper, spices, and salad dressings. In a word, everything previously mentioned as irritating to the genito-urinary tract should be avoided. Acid fruits, asparagus, and tomatoes are also to be forbidden. Tea and coffee should be prohibited or given very weak and well diluted with milk or cream. All alcoholic drinks should be forbidden. When the patient must drink, in order to avoid suspicion, claret has been recommended as least irritating, but even this is best avoided.

An abundance of plain or effervescing water should be taken, but not in sufficient quantities to disturb digestion. It is best to drink the water between meals and on an empty stomach. Flaxseed tea and similar demulcent drinks may be helpful.

Tobacco may be allowed habitués, but not in excess. Moderate smoking in those accustomed to the habit is regarded as beneficial rather than as harmful.

## DIET IN DISEASES OF THE NERVOUS SYSTEM.

The necessity for the correct management of the diet in nervous diseases is becoming appreciated more and more every year. As a general rule it may be stated that all functional diseases attended with emaciation are greatly benefited, if not entirely relieved, merely by increasing the patient's weight by such methods as are suggested under the heading of Rest Cure. Patients with chronic organic lesions will, as a rule, be made more comfortable if the following two points are borne in mind. First, to overcome, so far as possible, emaciation and anemia where the nutrition has a tendency to be below normal; and,

secondly, and of no slighter importance, to prevent undue obesity in those so inclined, particularly where there is disturbance of locomotion. A patient may be condemned to remain in bed or in a chair on account of the excessive weight which his inactivity has fostered. For further particulars on this subject the student is referred to the section on Obesity.

Most patients regard diet as a very unimportant part of the treatment; this is true especially of those cases that most need careful feeding. The necessity for careful dietary should be impressed upon these patients, and a faith in its efficacy engendered where the disease is of a functional nature.

The diet suitable in nervous diseases has been the subject of many diverse opinions, particularly in the minds of the laity. Fish has been vaunted as a "brain food," and various fats or cereals have been suggested for nervous conditions. At the present time, it may be stated, there is no specific "nerve food." The nutrition of the nervous system will be good when the patient's general nutrition is good, and *vice versa*. Both in functional disorders of the nervous system and in the psychoses dependent upon exhaustion the improvement of the general condition should be the first care.

The basis of the diet, which will be outlined later, is usually milk. Care should be taken to see that the patient gets sufficient fluid, and where no tendency to obesity exists, water should be taken with each meal and usually at bedtime and on rising. It may also be taken between meals if desired. When there is disturbance of digestion, it is a good plan to prepare the stomach for the meal by sipping a glass of hot water on rising and an hour or less before each meal. The mineral waters may be used when desired; the alkaline ones are apt to be of most value. Carbonated waters should be used with care, lest the flatulence they may cause give rise to symptoms the importance of which may be greatly exaggerated by the patient.

A question of great importance is whether or not alcohol should be used. As a general rule it should not be allowed. In cases with chronic lesions, where the patient has been accustomed to the use of alcohol all his life, it may be allowed, if not otherwise contraindicated, as by a tendency to cerebral hemorrhage, arteriosclerosis, chronic interstitial nephritis, and the like. The use of alcohol in the functional disorders is usually contraindicated. Its value as a food and as a stimulant to nutrition should not be overlooked, and it may be used with great benefit in the psychoses accompanied by exhaustive conditions.



## NEURALGIA.

Neuralgia may be due to many causes, among them being the various diseases that affect metabolism. The cause of the neuralgia must be determined before a suitable diet can be ordered. The following are among the most frequent causes: anemia, gout, lithemia, rheumatism, diabetes, and alcoholism. The diet to be prescribed is the diet suited to the condition.

Alcohol is a frequent cause of severe neuralgias often simulating migraine. The quantity used may be comparatively trifling, and the patients frequently can not be classed as alcoholics. When no other cause for the disease is found all alcohol should be forbidden. In the cases dependent on anemia and on exhausted conditions alcohol is, however, useful, and should be used in these cases to improve the nutrition, and not for the temporary feeling of well-being or for the relief of pain, which it may in reality engender.

Tea and coffee should be forbidden in chronic neuralgia or where there are frequent attacks. This does not, however, apply to attacks of migraine that are not affected by coffee, or may even be relieved by a cup of hot strong coffee taken as the attack is about to come on.

According to Gowers, vegetarianism may be a cause of neuralgia. In these cases the addition of meat to the diet will give relief. The converse may be true, especially where there is a gouty tendency, the ingestion of too much meat frequently being at the root of the trouble. Care and experience alone will help in deciding whether the patient is getting too much food, and whether his diet should be cut down and his elimination increased, or whether the case is dependent on an insufficient or improper diet.

As a general rule, plain wholesome food should be ordered at regular intervals. The patient should not be allowed to eat between meals. All rich, complex, and highly seasoned foods should be forbidden, as should all fried foods, pastry, and anything known to disagree with the patient. Care should, however, be taken that the diet be not too restricted, for the patient's ability to take different articles is often purely imaginary. True idiosyncrasies for different articles of food are not very common. The excessive use of tobacco may be the cause of neuralgia.

## GASTRALGIA.

A general rule may be made in these cases of avoiding excesses in alcohol, tea, coffee, sweets, and tobacco. In some

cases the taking of food increases the severity of the attack. The existence of stomach disorders should be carefully determined, and if there is no apparent basis for the trouble, a rest cure may give relief.

There are other cases where the pain comes on when the stomach is empty. (See Diseases of the Stomach.) In these relief is often afforded by giving a cup of hot milk or bouillon with a biscuit (cracker) in the middle of the morning and afternoon, and at night on going to bed. If the pain begins in the night from the same cause, a glass of milk should be kept at the bedside, and when the patient is awakened by the pain, he may take a few sips of the milk.

#### VISCERAL NEURALGIA.

When this is not relieved by ordinary means, the patient should be put to bed and kept on a milk diet. Repeated examinations should be made to determine the exact cause of the trouble. Many of these cases, where no cause can be assigned, are relieved by rest and a milk diet.

#### MIGRAINE.

Migraine, or sick headache, as it is popularly termed, should not be confused with ordinary neuralgia. The diagnosis may at times be somewhat difficult. Much can be done to lessen the frequency of the attacks, but any attempt entirely to overcome them has thus far proved fruitless. Open-air life of a vigorous kind probably does more good than anything else, but most of the sufferers from migraine find this impractical to carry out. The life of the patient should be regulated carefully. Sufficient sleep should be obtained and late hours avoided. The food should be plain and wholesome, and taken at regular intervals, and eating between meals should be discountenanced. Outdoor exercise should be insisted upon wherever possible. Excesses of all kinds must studiously be avoided.

It may be mentioned that sufferers from migraine are apt to attribute the cause of the attack to some article of food. This is not likely to be the case, and the patient should not be allowed to cut off first one and then another necessary article from his diet. Starch indigestion is present in some, and should receive careful attention. These patients occasionally get along



best on a diet that is largely vegetarian, but this is not so in all cases. Coffee need not be prohibited, for, as a rule, it is not the cause of the trouble, and in some instances, when taken at the outset of an attack, it may even afford relief.

#### INSOMNIA AND DISTURBED SLEEP.

When not dependent upon other conditions, these are apt to be due either to eating at night or to a depressed state of the nutrition. For the first there is nothing to do but to discontinue the habit of eating at night. There are but few persons who reach middle age and who can eat late at night with impunity, and sooner or later the individual learns that he must give up the habit. There are some, however, with whom the practice seems to agree.

When the trouble is caused by malnutrition or anemia, the general condition of the patient must be treated. Good food, regular hours, milk, or some light food between meals, and on going to bed a cup of hot milk, cocoa, or, if preferred, beef-tea, malted milk, or similar preparation may be ordered.

In many cases where the nutrition is fairly good one of the hot drinks just mentioned taken at bedtime may be all that is necessary. This is especially true of the insomnia and disturbed sleep that follow the doing of mental work at night. The effect is to dilate the abdominal vessels and to restore the equilibrium of the circulation. A brisk walk in the open air or five minutes' exercise will often accomplish similar results.

In the aged and the weak a "night-cap," in the form of a small glass of brandy or whisky, or a hot toddy, is acceptable and secures a good night's rest. This should, however, be discountenanced in the young and vigorous.

#### VERTIGO.

There are so many forms of vertigo, and it arises from so many widely different causes, that it must not be forgotten that a very common cause is in a disordered digestion. Indigestion from whatever cause may give rise to it, and the eating of certain irritating foods, such as shell-fish, crabs, lobsters, and the like, may occasionally bring on an attack, particularly in those unaccustomed to their use. Insufficient food may also be a cause. All cases of vertigo require careful study before a definite opinion as to their cause is given.

## EPILEPSY.

Epilepsy bears an important relation to diet. There is no specific "anti-epilepsy" diet, and there is no form of food that can be assigned as a cause of epilepsy; it is, however, a fact, that where the diet is carefully regulated the number of attacks are usually lessened. This is particularly true of children. The principle involved is to give only as much food as the patient can easily digest and assimilate, and to allow sufficient time to elapse between feedings for him to utilize and excrete the end-products of what he does assimilate. When this is not done, attacks may be provoked by irritating substances in the bowel, by the absorption of toxic substances from the intestinal tract, or by the accumulation of the products of metabolism in the body. In the epileptic colonies no especial diet is used, but the amount and the variety of food are so regulated as to secure the best results. (See Craig Colony Dietary.)

In children a diet composed largely of milk, with the addition of cereals and fruit, is most useful. In older persons this diet is not feasible except occasionally as a temporary measure. For these latter meat should be allowed only once a day, unless, on account of excessive manual labor or because of a weakened condition of nutrition, the patient especially demands it. Milk, cereals, bread, vegetables, and fruit should make up the rest of the dietary. Each patient should be instructed to take only digestible food, to take his meals regularly, and not to eat too much. They should also be taught to eat slowly and masticate the food well. The avoidance of constipation is of primary importance, and this can usually be secured by the proper use of fruits, and the coarser forms of cereals.

A diet free from sodium chlorid with sodium bromid substituted is of considerable value in the treatment of epilepsy. The effect is more noticeable in the petit mal than in grand mal, but in both there is a decrease in the number of seizures. The effect of this treatment varies in different individuals. German and French observers report remarkable results, but these have not been obtained in the United States, although there seems to be little question of the value of the treatment. In some patients the withdrawal of sodium chlorid produces untoward effects, and these are more liable to occur when the bromid is not substituted. The salt-free diet is to be regarded as an adjunct to the bromid treatment. When the régime is badly borne there are dizziness, headache, weakness of the legs, loss



of memory, edema, diarrhea, and often marked mental symptoms with a tendency to melancholia. There may be a marked loss of appetite, which may lead to a marked aversion for food. Some of Voisin's patients had to be forcibly fed. Sometimes the withdrawal of salt causes irritability in the young, and may rouse the indolent to activity.

Quiet, open-air life, pleasant occupation of a non-strenuous kind, an absence of worry, and agreeable forms of recreation are just as important as the diet in these cases.

#### CHOREA.

In chorea the diet is often of the greatest importance; this is especially true when it occurs in anemic or debilitated children. Rest and an easily assimilable diet are the indications. The authors are of the opinion that absolute rest in bed, if possible isolated from the remainder of the family and under the care of a trained nurse, who should be a stranger, combined with a milk-diet or a diet composed largely of milk, will give better and more lasting results than any other form of treatment. If the patient is anemic, beef-juice made from fresh beef may be used to advantage, as well as raw scraped beef and similar foods. (See Anemia.)

#### APOPLEXY.

*The Comatose Stage.*—During the early stage of the comatose condition—*i. e.*, for the first day or two—there is, as a rule, no necessity for giving the patient any food. As the disease is most likely to occur in obese, overfed individuals, the abstinence from food is often beneficial. The intestinal tract should be flushed out as soon after the patient is seen as is practicable. Those about the patient should be instructed carefully as to the dangers of attempting to feed the patient if he is unable to swallow, for he may, on the one hand, choke, and, on the other, he may draw food or drink into his lungs during inspiration, and so set up a pneumonia.

If the patient is in need of nourishment or of fluid, it may be given by the rectum. Normal salt solution may be given by the rectum to supply the body with fluid, but it should not be given in too large quantities. (See Rectal Feeding.)

*The Later Stages.*—As soon as the patient recovers sufficiently to be able to swallow without danger of inspiring the food, he may be fed by the mouth. The food should be liquid or semi-

solid, and of a bland, unstimulating character. The quantity should not be too large. Milk, milk and eggs beaten together in the form of a milk-punch, without, however, the addition of a stimulant, broths, soft eggs, and milk thickened with cereals, or the purées of vegetables may be used. As the patient improves other food may be added, but the diet should be light, easily digestible, and as non-stimulating as possible. The patient should be warned against overeating and also against drinking. Alcohol is allowable only in the case of habitués who are threatened with collapse unless it is used, or in the same class where food is not assimilated without it. It should always be given in moderate amounts, and the dosage arranged by the physician, and never left to the nurse, the patient, or the family.

On account of the lack of exercise the diet should contain but little meat, but cereals, vegetables, and fruit should be given in small quantities at a time, and as evenly distributed throughout the day as possible, to avoid overfilling of the vessels.

The greatest danger, from a dietary standpoint, is in those patients who recover sufficiently to return to their ordinary modes of living. They should be very carefully instructed neither to drink to excess nor to overeat. A full meal and several drinks may be the cause of a second or of a fatal attack.

## DIET IN VARIOUS TOXIC CONDITIONS.

### CHRONIC MORPHIN POISONING.

In the treatment of the morphin habit the diet is of great importance. A good plan is to institute the rest treatment and to give the patient as much food as possible. This method has the additional advantage that the patient is kept under better control if the nurse can be trusted; and none but one of the highest character, who can not be bribed, should be employed.

In obese women who have formed the morphin habit—and many women who use the drug are apt to take on flesh—rest in bed, with a milk diet, massage, and electricity, may be of great service.

### ALCOHOLISM.

The mild forms of alcoholism are usually easily managed. So long as the stomach is irritable it should be given absolute



rest. If possible, alcohol should be withheld entirely. As soon as the stomach will retain fluid, a saline mineral water or a saline purge should be given. Milk or bouillon is next to be prescribed, and, as the desire for food returns, a light diet of soft-boiled eggs, milk-toast, and the like should be allowed. After recovery all rich and highly seasoned food should be avoided, particularly the spices and peppers, which are commonly used to excess.

In the severe forms the diet should be that recommended for chronic gastritis. Some confirmed alcoholics can retain nothing in the stomach until they have had their morning drink. When nutrition is threatened, this may be allowed, but it is apt to lead to excesses later in the day.

In the very severe forms, as in delirium tremens or in cases approaching it, the patient should take as much fluid as possible to flush out the system and the intestinal tract should be thoroughly purged. The food should be given in a predigested or in a partially predigested form, and at frequent intervals. In this way the craving for drink is somewhat alleviated. Bouillon or beef-tea to which considerable amounts of black pepper or even Cayenne pepper have been added is useful in this condition, although their use would be contraindicated for any but an alcohol-saturated person. Rest and suralimentation as soon as food can be borne constitute the best method of managing these cases. Strychnin may be used as a stimulant.

**Illness or Injury in Alcoholics.**—When a man who has been accustomed to taking several glasses of liquor every day for years is suddenly stricken ill or injured, delirium will often develop if the stimulant is rapidly withdrawn. In all such cases the accustomed amount of alcohol should be given, care being taken, however, to prevent overindulgence.

In alcoholics affected with pneumonia alcohol is necessary to sustain life. When delirium tremens occurs in the course of pneumonia, alcohol should be ordered, although in ordinary, uncomplicated cases of delirium tremens due to extreme overindulgence it should be withheld.

#### CHRONIC LEAD POISONING.

In this state especial effort should be made to ascertain the cause, and where the condition is due to the handling of lead, frequent washing of the hands and cleansing of the finger-nails, particularly before eating, should be advised.

Oliver states that abstinence from alcohol serves as a preventive, and advocates that a substantial meal be taken before beginning work. Constipation is to be overcome by dietetic or medicinal means. Water should be drunk freely, and lemonade containing diluted sulphuric acid or aromatic sulphuric acid is advised as a prophylactic drink. Ten or fifteen drops of the acid may be added to a glass of water. Milk is also drunk as a preventive by the workers in factories, but is probably of use chiefly as a diuretic and for maintaining the nutrition.

### THE WEIR-MITCHELL REST CURE.

In his little book, *Fat and Blood*, destined to be one of the classics of medicine, Weir Mitchell has given us the technic of his "rest cure," which has been used so successfully in the treatment of certain cases of nervous exhaustion. Others have made suggestions, and Playfair, Leyden, Keating, and others have given directions and diet-lists, but they differ but little from those of Mitchell, and are not nearly so satisfactory. A careful reading of this book is recommended, for nothing beyond the essentials of the treatment can be given here.

Mitchell defines the cure as a "certain method of reviving the vitality of feeble people by a combination of entire rest and excessive feeding, made possible by passive exercise obtained through steady use of massage and electricity."

The treatment is applicable to many forms of nervous exhaustion, but particularly to nervous women who have lost weight,—as Mitchell says, "those who are thin and lack blood."

Before beginning this treatment it is important to ascertain whether the patient "is losing or has lost flesh, is by habit thin or fat." In those who have become emaciated as a result of disease a thinning of the blood occurs at the same time, and as the patient recovers the former body-weight, the blood, as a rule, becomes richer. There are certain anemic fat persons who require individual consideration. (See Obesity.) In fat, nervous patients the treatment is of little benefit, as it tends to increase the accumulation of flesh; if other circumstances allow, these cases are better treated by a reduction cure, as detailed in another section. Those who derive most benefit from this treatment are patients that have lost flesh. The cure is indicated in nervous, exhausted conditions, and in certain other diseases in which the patient has lost flesh. In the very



earliest stages of pulmonary tuberculosis this treatment, combined with an abundance of fresh air, is of benefit. For dyspeptics, cases of chronic malaria poisoning, and the like, it may also be recommended. In short, in any condition in which there are wasting and anemia, whether or not emotional disturbance is present, the rest cure will be found useful. Women are better subjects for this treatment than are men, as the latter are less able to endure the isolation. In women who are thin and anemic and who complain of being tired constantly, the cure is of the greatest service. These women become exhausted out of all proportion to the amount of exercise they take, and the "tire" shows, as Mitchell puts it. In some cases nausea or diarrhea may even follow exertion.

While the cure usually succeeds in properly selected cases, Mitchell states that in certain cases failure results from what he aptly terms "an unconquerable taste for invalidism," from "sheer laziness," or in those cases "to whom the change of moral atmosphere is not bracing."

The method is more likely to succeed and is easier to conduct in severe cases than in mild cases. Playfair speaks of "the half-ill who constitute the difficult cases." Organic disease is a contraindication, but there are certain conditions that are benefited by it. Heart disease with ruptured compensation and the irritable heart of exophthalmic goiter are both suitable conditions for this treatment. Many uterine and ovarian disorders are cured by it, rendering operation unnecessary, and those cases that have been operated upon without bringing relief may often be restored to health by this method of treatment. Floating kidney, as mentioned elsewhere, is a suitable condition, if the case is a recent one, for the rest treatment. Certain forms of mental disturbance are greatly benefited by it, and the method of forced feeding of the insane is but an example of this method of treatment. Melancholia with periods of agitation is often benefited by several weeks' quiet and proper feeding when the agitation comes on.

The technic of the treatment is explained in a most interesting way by Mitchell, and the following details, largely condensed, are taken from his book. The more nearly perfect the technic and the more closely it is adhered to, the more likely is cure to follow. The cases are of various grades of severity, and the treatment should be modified to suit the individual.

Isolation is necessary, and the patient should be removed to a hospital or a sanitarium, away from familiar scenes. Home

treatment does not succeed well. If circumstances compel the patient to remain at home, her room should be changed. In severe cases with emotional manifestations visiting is forbidden, but it may be allowed to a "certain extent where the patient is anemic owing to a distinct cause, as overwork, blood-losses, dyspepsia, low fevers, or nursing."

The nurse should be a stranger to the patient, and if for any reason the patient does not get along with the nurse, another nurse should be secured. She should be a strong, healthy, firm woman, with tact and sufficiently attractive qualities. The family should not be allowed to nurse the patient, for, as O. W. Holmes says, "the hysterical girl is a vampire who sucks the blood of the healthy people about her."

Communication with friends and family should, as a rule, be cut off entirely, and not even the reading of letters should be allowed. After several weeks, if the patient is improving, she may be allowed to read the newspaper each day.

Rest is a most important feature, and, as a rule, the patient should be put to bed for six weeks or two months.

In other cases, especially where the patient is not able to undergo the regular treatment, as in dispensary cases, a modified rest cure may be tried. The following is Mitchell's schedule for such cases; this may be modified according to circumstances:

"7.30 A. M. : Cocoa, coffee, hot milk, beef extract, or hot water. Bath (temperature stated). Rough rub with towel or flesh-brush. Bathing and rubbing may be done by attendant. Lie down a few minutes after finishing.

"8.30 A. M. : Breakfast in bed. (Detail as to diet. Tonic, aperient, malt extract as ordered.) May read letters, papers, etc., if eyes are good.

"10-11 A. M. : Massage if required is usually ordered one hour after breakfast, or Swedish movements are given at that time. An hour's rest follows massage. Less rest is needed after the movements. (Milk or broth after massage.)

"12 M. : Rise and dress slowly. If gymnastics or massage are not ordered, may rise earlier. May see visitors, attend to household affairs, or walk out.

"1.30 A. M. : Luncheon. (Malt, tonic, etc., ordered.) In invalids this should be the chief meal of the day. Rest, lying down, not in bed, for an hour after.

"3 P. M. : Drive (use street cars or walk) one to two and one-half hours. (Milk or soup on return.)



"7 P. M. : Supper. (Malt, tonic, etc., ordered, detail of diet.)

"10 P. M. : Hot milk or other food at bedtime."

This may be altered by omitting the out-door exercise in invalids or for business men who can rest only part of the time by conducting their business in the morning, utilizing the afternoon for massage and rest. If massage is not ordered, no expense is attached to this routine.

In extreme cases the patient is made to rest absolutely. No exertion of any kind is to be allowed. The bed-pan is to be used with the patient in the recumbent position. She should be removed to a couch for an hour, both morning and evening, while the bed is being freshened. The patient should be fed, and later, when allowed to feed herself, the meat should be cut up for her. A sponge-bath should be given daily, but if it causes depression, it may be given less frequently. After two weeks, if it is thought desirable, the patient may be read to for one to three hours. The monotony of the treatment is not so trying as would be imagined, for the routine of the day occupies most of the time. An important part of the treatment is the moral suasion, and when no good can be attained in this direction, the physician should judiciously seek to lead the thoughts of his patient to the selfishness of the life previously led. The nurse and masseuse should not be allowed to talk about or to listen to the patient's ills, and she should be taught that she must speak of them only to the physician.

Massage and electricity are resorted to in order to maintain nutrition and circulation while at rest. Mitchell gives minute instructions regarding both. General massage of the whole body is to be given, care being taken not to excite pain by manipulating tender areas. The tapping movements, slapping, and the like are not to be used in nervous patients. Care should be exercised to avoid producing sexual excitement; this may be aroused in both sane and insane patients from friction near the genitals or over the back or buttocks. If it does occur, the operator should avoid the sensitive areas. In the average case massage should be given for an hour daily for about six weeks, and then on each alternate day. The time chosen for this should be about midway between meals. Care should be taken to keep the parts warmed by the massage well covered.

The same precautions should be taken in using electricity as when giving massage. The induced current should be used,

and it is well to employ a battery in which the breaks are very slow—from two to five seconds. The more rapid interruptions are useful, however, but in the hands of an unskilful operator may excite pain and apprehension in the patient. The poles may be placed four or five inches apart on the muscle, and the whole body should be gone over.

The diet is one of suralimentation. In many cases milk should form the basis of the diet at first. Karell's method of administration is to be used. (See Milk Cure.)

In those patients who are obese, anemic, and nervous (or even when they are not), in whom the other methods of reduction are of no value, a reduction secured by means of rest and a milk diet often succeeds. The milk may be skimmed if necessary. The patient is put to bed and placed on a milk and general diet and then on an exclusive milk diet. Massage and electricity are employed, and the patient's weight is noted. If it does not decrease, the amount of milk is decreased to three pints or even to a quart a day until the weight has fallen to the desired number of pounds. The diet is then gradually increased and the patient by degrees allowed to go about. Directions for the future diet must be given; this should be along the lines laid down in the section on Obesity.

In thin, anemic, exhausted women, who are the ones usually treated, the diet is as follows: The patient is put to bed and the diet gradually changed from the ordinary diet to a milk diet. This is done by giving from three to four ounces of milk every two hours, after the Karell method. Then the patient is given two quarts of milk in each twenty-four hours. The amount is divided, and a portion given at three-hour intervals. At the end of the first week a pound of beef is administered in the form of a raw soup. This is given three times a day, one pound of beef being used each day. If desired, this may be replaced by peptonized food. (See formulas in the Appendix.)

After ten days three meals a day are given. These are led up to gradually, and the patient is kept on the milk diet until the stomach feels comfortable. Then, usually within from four days to a week, a light breakfast is allowed, and in a few days more a chop is given at the midday meal. After a short time the patient is given three full meals, together with three or four pints of milk instead of water, either with or after the meals.

After about ten days of this treatment from two to four ounces of a good fluid extract of malt are given before each



meal. "As to meals, I leave them to the patient's caprice, unless this is too unreasonable; but I like to give butter largely, and have little trouble in having this most wholesome of fats taken in large amounts. A cup of cocoa or of coffee and milk on waking in the morning is a good preparation for the fatigue of the toilet."

In some of the difficult cases half an ounce of cod-liver oil is given half an hour after each meal. If it causes nausea or interferes with the appetite, it is given as a rectal injection. This is of particular service where the bowels are sluggish. It may also be given in the form of an emulsion with pancreas extract. In some it acts admirably; in others it may cause tenesmus.

Alcohol is not necessary to the treatment, and, as a rule, is omitted, although a small amount helps in the accumulation of fat. It should always be used with great care and judgment. In those who have never taken it to excess or used it habitually Mitchell gives it in small daily doses. An ounce of whisky in milk or a glass of red wine or of champagne he regards as a useful adjuvant, as it increases the desire to take food at meals. In some even the small amount contained in malt extract may cause excitement, and for these cases the thicker malt extracts or the Japanese extract, which is made from barley and rice, are prescribed.

Iron is given in large doses as soon as the patient begins to take solid food, and sometimes before. The form is not of as much importance as the dosage. The carbonate and the lactate are the forms prescribed by Mitchell. If the patients claim that they can not take iron, five grains of the pyrophosphate are added to each ounce of malt, and it is given without their knowledge. It is generally well borne, and after a month's time it may usually be given with good results in the ordinary forms. The peptonates of iron and manganese may also be administered either with or without malt. No other drugs are given except as needed to regulate the bowels—cascara, aloes, etc. When the patient begins to sit up, strychnin in full doses with iron and arsenic is given.

#### SCHEDULE FOR A COMPLETE REST-CURE.

Until otherwise ordered, absolute rest in bed. No visitors, no reading, and no conversation with nurse on the subject of disease or treatment.

*First Day.*—1 quart of milk in divided doses every two hours. 8 A. M.: Cold bath followed by a brisk rub. If patient does not react well, a warm bath may be used for several days and then the cold bath tried again. 11 A. M.:

20 minutes' massage. 2-3.30 P. M.: Room darkened for a nap. 4 P. M.: 20 minutes electricity. 9 P. M.: Brisk rub over entire body.

*Second Day.*—Same as first. Milk  $1\frac{1}{2}$  quarts; massage and electricity increased to 40 minutes.

*Third Day.*—2 quarts of milk in divided doses at 3-hour intervals; massage and electricity 1 hour each.

*Fourth Day.*—Same with addition of white of a raw egg with each glass of milk; cup of cocoa on awakening.

*Fifth Day.*—Same with addition of raw-beef soup or broth, 1 pint in two portions; a slice of toast.

*Ninth Day.*—Same with soft-boiled eggs and toast for breakfast.

*Tenth Day.*—Same with a chop, potato and junket for dinner—about 1.30 P. M.

*Twelfth Day.*—Cocoa on awakening. 7.30 A. M.: Bath and brisk rub. 8.30 A. M.: Breakfast, including cereal, chop or eggs, bread and butter, and two glasses of milk with the whites of two eggs. 10-11 A. M.: Massage. 11.30 A. M.:  $\frac{1}{2}$  Pint milk, whites of one or two eggs. 2 P. M.: Full dinner, including two glasses of milk and whites of two eggs. 3.30-4 P. M.: Electricity. 5.00 P. M.: Glass of milk with whites of two eggs. 7.30 P. M.: Supper including milk and eggs. 9.30 P. M.: Brisk rub and a glass of milk.

Schedule as above until desired effect is obtained. This to be modified to suit the individual case. On twelfth day it is well to give two ounces of malt extract with a teaspoonful of solution of peptonate of iron and manganese, or a tablespoonful of Gude's Peptomangan. Hydrochloric acid, pepsin, and nuxvomica are useful if there is discomfort after eating. Bowels to be kept open. Use butter in as large quantities as possible.

The following is a sample schedule<sup>1</sup> in a marked case in a patient of thirty-three:

"Patient remained in bed in entire repose. She was fed, and rose only for the purpose of relieving the bladder and rectum.

"Oct. 10th: Took one quart of milk in divided doses every two hours.

"11th: A cup of coffee on rising and two quarts of milk in divided portions every two hours. A pill of aloes every night, which answered for a few days.

"12th-15th: Same diet. The dyspepsia by this time was relieved, and she slept without the habitual dose of chloral. The pint of raw soup was added, in three portions, on the 16th.

"17th and 18th: Same diet.

"19th: She took, on awaking at 7, coffee; at 7.30 half-pint of milk; and the same at 10 A. M., 12 M., 2, 4, 6, 8, and 10 P. M. The soup at 11 A. M., and at 5 and 9 P. M.

"23d: She took for breakfast an egg and bread and butter; and two days later (25th) dinner was added, and also iron.

"On the 28th this was the schedule: On waking, coffee at 7. At 8, iron and malt. Breakfast, a chop and bread and butter; of milk, a tumbler and a half. At 11, soup. At 2, iron and malt. Dinner closing with milk, one or two tumblers. The

<sup>1</sup> *Fat and Blood*, p. 146.



dinner consisted of anything she liked, and with it she took six ounces of Burgundy or dry champagne. At 4, soup. At 7, malt, iron, bread and butter, and usually some fruit, and commonly two glasses of milk. At 9, soup; at 10, an aloe pill. At 12 M., massage occupied an hour; at 4.30 P. M., electricity was used for an hour.

"This diet-list, reached in a few days by a woman who had been unable to digest the lightest meal with comfort, seemed certainly remarkable. She began to gain at the end of the second week; the effect was noticed in her face, and during her two months in bed she went from 96 pounds to 136, and the gain in color was not less marked. At the sixth week the soup was dropped, wine abandoned, the iron lessened one-half, the massage and electricity used on alternate days, and the limbs exercised as I have described. The usual precautions as to rising and exercise were carefully attended to, and at the end of the ninth week of treatment my patient took a drive. At this time all mechanical treatment ceased, the milk was reduced to a quart, the iron to five grains three times a day, and the malt continued. At the end of six weeks I began to employ strychnin in doses of one-thirtieth of a grain thrice a day at meals, and this was kept up for several months, together with the iron and malt. The cure was complete and permanent."

The patient is allowed to undertake movements for herself very gradually, being allowed to move about in the bed by herself and then sit up, and later on to sit out-doors, and then to walk a few steps, to take a drive, etc. If this is not done gradually, the moving about may be attended by dizziness, vertigo, or unpleasant exhaustion, which may be avoided entirely by gradually increasing the patient's efforts for herself.

Asthenopia is a most troublesome symptom, and patients who do not exhibit it generally make good recoveries. Where it exists, an ophthalmologist should be consulted. The eye trouble may persist long after all other symptoms have disappeared.

The following schedule,<sup>1</sup> abridged from Mitchell, is instructive as showing the method of treating a man who continued at his business while undergoing the treatment. The patient was fifty-three years old, and had broken down after thirty years of constant application to business. He had a cough, was greatly emaciated, and exhibited numerous nervous symptoms.

"6 A. M. : A tumbler of strong beef-tea made from the Australian extract.

<sup>1</sup> *Fat and Blood*, p. 172.

" 8 A. M. : Half a tumbler of iron water and breakfast, consisting of fruit, steak, potatoes, coffee, and a goblet of milk.

" 8.30 A. M. : A goblet of milk mixed with a dessertspoonful of Loeffland's extract of malt, with six grains of citrate of iron and quinin.

" 10 A. M. : Electricity.

" 12 M. : Dressed with as little personal effort as possible ; a second goblet of iron and malt was given him, and a carriage took him to his office, where he remained two hours, a carriage bringing him back. Walking was forbidden. He was then given dinner, preceded by half a tumbler of iron water. After dinner, which included a goblet of milk, the third goblet of milk and malt was swallowed. Then a short drive might be taken. By 4 o'clock the patient must be undressed and in bed.

" 6 P. M. : The third dose of iron water and a light supper of fruit, bread and butter, and cream, followed by a fourth goblet of milk and malt. Two quarts of milk were given in addition to the other food.

" 9 P. M. : Massage for one hour, followed by beef-soup, four ounces.

" From 125 pounds he went up in six weeks to 133 pounds, and reached 140 a month and a half later, and has continued to gain. A year later he was well and strong, and had ceased to be what he had been for years—a delicate man."

### DIET FOR THE INSANE.

Feeding constitutes a very important part of the treatment of the insane. *All insane patients who are below the standard of nutrition should be built up, and an earnest effort made to increase the weight of the patient.* One of the English alienists was wont to talk of the "gospel of fatness." This is best accomplished by a system of feeding somewhat similar to that outlined in the rest treatment, the rest being prescribed or omitted as the case demands. It should always be remembered that an insane person may contract other diseases besides his mental disorder, and these should be carefully sought for and properly treated ; this is true especially of stomach and intestinal disorders, which may give rise to delusions regarding the taking of food.

When the patient refuses food, the question as to the advisability of feeding him by force arises ; opinions are divided on this point. Everything considered, it is well to begin the forced feeding early, before the patient has time to suffer from his



fasting. It should be accomplished by means of the stomach-tube or the nasal tube, and about a liter (1 quart) of food should be introduced. The food may be given thus twice daily, and in the case of weak patients three or four times a day. Milk, milk and eggs, and broths may be used for this purpose. A sufficient number of attendants should be at hand to control the patient if he becomes unruly and resists feeding. After a patient has been fed with the tube several times he will often prefer to take his nourishment in the usual manner.

Whether the esophageal or the nasal tube is to be used will depend on the preference of the physician. Each has its advantages. The nasal tube is generally preferred, since it is easier to introduce, can not be bitten by the patient, and does not cause the patient to struggle as much as the stomach-tube; it may, however, be passed into the larynx, and in this way liquid might be introduced into the trachea. This danger is more fancied than real, and can be avoided if the patient is allowed to breathe before the fluid is poured into the tube. While he is breathing the tube should be pinched, and if it is in the larynx, this fact will be noticed at once. Ordinarily, but not always, coughing ensues; it does not follow when the larynx is anesthetic, as it occasionally is in the insane or hysteric. The stomach-tube does not allow the food to be regurgitated so easily as the nasal tube, but for this method of feeding a mouth-gag is required that may injure the mouth or teeth, or it may slip, permitting the patient to bite the tube. If the patient has acquired the knack of regurgitating the food, this may be prevented by tickling the ribs while the fluid is being introduced. This prevents the fixing of the diaphragm, and is successful in most cases.

Tact and experience in handling the insane are of the greatest value. Some nurses or attendants have little difficulty in getting patients to eat, whereas others seem never to learn how to manage them. It must be remembered that an insane patient may not eat for reasons that are often easily overcome. He may prefer to take his food alone, because he does not think himself worthy of eating at the same table or with other people. He may fear that his food has been poisoned, and he should be convinced of the fallacy of this by the nurse, who should eat a portion before him, or allow him see the food prepared, or he may be given food that can not easily be poisoned, such as eggs, whole vegetables, and fruit. When the patient's confidence is gained, the battle is generally won. In some cases the delusion persists for a long time and can not be dispelled.

Food should always be served daintily. An insane person who may be very much unbalanced may still notice the slightest variations in the way of serving food. Attendants are apt to be negligent in this respect. For all patients who have a suicidal tendency the food should be served on dishes that can not be broken. No knives should be allowed, and the food should be so served as to require no cutting. An attendant should watch those who are apt to bolt their food, and see that it is cut fine before serving it. Cases of sudden death have followed the drawing of a piece of meat into the larynx while eating too rapidly.

Children of very nervous parents and those whose constitutions are of the nervous type require careful dietetic supervision, and the child should be trained to like the plain and wholesome varieties of food, and never be given the rich, highly seasoned dishes that so often disturb the digestion of nervous children. Milk should form the basis of the diet, and eggs and meat should be given in moderate quantities along with cereals and the wholesome vegetables. As a rule, infants should be kept on a milk diet for a longer period than other children, and the change to a general diet should be made with caution. Tea and coffee, as well as alcohol, should always be forbidden. Every effort should be made to nourish the child, and to have him lead a wholesome, quiet, out-of-door life.

## DISEASES IN WHICH DIET IS A PRIMARY FACTOR.

### DIABETES MELLITUS.

Diabetes is a disease of the greatest interest to the student of dietetics, for it is alone by the careful regulation of the diet that the diabetic's life is made comfortable and his days prolonged. The disease was known to the ancients, but its management was not understood. Sugar was first detected in the urine by Thomas Willis, one of the English physicians of the seventeenth century. Properly speaking, one should say that he discovered that the urine of the diabetic was sweet to the taste. Rollo was the first to diet his patients, and the literature since his time is so extensive that not even mention can be made of the most important contributions. Among those who have made a study of this disease may be mentioned a score of prominent names, among them Claude Bernard, Bouchardat, Dujardin-Beaumont, Germain Sée, Frerichs, Ebstein, Seegen, von Noorden, Senator, Külz, Pavy, and Cantani.

“By diabetes is understood a disease in which the capacity of the organism for burning up grape-sugar is morbidly de-



pressed" (von Noorden). The student should remember that not every person whose urine shows the presence of sugar is a diabetic. A patient is not to be regarded as a diabetic unless he passes urine that more or less constantly contains *grape-sugar*. This must be present after the ingestion of moderate amounts of carbohydrates. Simultaneously with this excretion of grape-sugar there occur polyuria, increased thirst and appetite, emaciation, and many other symptoms that the student should familiarize himself with by reference to the text-books on the subject.

The chief indications in the management of diabetes are to maintain the patient's strength, to increase the sugar-destroying power of the body, and to avoid complications. These results are best accomplished by supplying a sufficient amount of food in such a form that it may be utilized by the patient, and by avoiding carbohydrates.

In order to maintain the patient's strength it should be remembered that the diabetic, like the healthy man, craves for each kilo of weight in each twenty-four hours—

Resting . . . . .	30-35 calories.
Light work . . . . .	35-40 "
Average work . . . . .	40-50 "

If this amount is supplied according to the condition of the patient, the body-weight will be maintained; if it is not, the patient will lose weight. (See section on Metabolism.)

The patient should be weighed from time to time. Changes in diet will frequently cause trifling losses of weight; these are of no importance; constant losses of weight, however, are always of grave significance.

It must be remembered that the sugar excreted in the urine has not been utilized by the body as food, and that if this amount is large, it must be offset by sufficient other food, or loss of weight may follow.

It has been observed that diabetic patients who take large quantities of carbohydrates always suffer in the end, and for this reason they are contraindicated. If such patients take more carbohydrates than they can dispose of, degenerative processes, such as impotence, arteriosclerosis, cataract, nerve-changes, and the like, are apt to take place.

The following will serve as a guide to a proper understanding of the principles underlying the dietetic management of diabetics. It should be borne in mind that the diabetic converts just as much potential energy into living force as does the

healthy man. Working or resting, the same rules apply to the diabetic as to the healthy man.

Starch is the most important of the carbohydrates. Before it can be absorbed it must be broken down in the body, by a process of fermentation, into soluble carbohydrates; or, roughly speaking, into sugars. This is accomplished by the ferment diastase, which is formed principally in the saliva and pancreatic secretion. Glycogen is a complicated molecule, and likewise requires decomposition before it can be utilized.

Cane-sugar is split up into grape-sugar and levulose (fruit-sugar). If cane-sugar is taken in excess, it may pass into the urine directly, without being broken up. Fruit-sugar and lactose (milk-sugar) pass unchanged directly into the blood.

These sugars pass through the portal vein to the liver. The amount reaching the liver in this way varies at different times. In the liver all these sugars are converted into glycogen, which is stored in the organ and is passed into the circulation as it is needed. Glycogen is also found in other parts of the body, especially in the muscles. The glycogen in the muscles is supplied to the blood in the same way as it is supplied by the liver. Before it passes into the circulation most of the glycogen is first converted into grape-sugar. So far as its glycogenic function is concerned, the liver is to be regarded as a storehouse for sugar, from which it is supplied ready for assimilation by the cells as it is needed. Glycogen may also be formed from proteins. Carbohydrates are burnt up by the cells in the production of force and heat.

So long as the amount in the blood does not exceed the physiologic limit it does not pass out of the body with the excretions, except perhaps in the most trifling quantities in the urine. When the amount of carbohydrate material is insufficient in amount, grape-sugar is manufactured from the body-fat and from that taken as food. This probably occurs only when the amount of carbohydrate ingested is too small to supply the needs of the organism. When the carbohydrate material supplied is too great for the needs of the body, it is stored up in the liver and muscles. When the limit of capacity is reached, the carbohydrates are converted into fat and deposited in the subcutaneous tissue and elsewhere.

When the supply is larger than can be disposed of by these methods of storing it, the blood becomes exceedingly rich in grape-sugar, and the excess is excreted in the urine; as a result, *alimentary glycosuria* follows. This is a physiologic process, and must not be confounded with diabetes mellitus.



Normally, minute traces of sugar are found in the urine. These amounts are so small as not to be detected by the ordinary tests; therefore the urine may be regarded as being normally free from sugar. As has been explained, if sugar is ingested in large quantities at short intervals, it may appear physiologically in the urine. The variety of sugar found in the urine is the same as that which has been ingested. If grape-sugar has been taken, glycosuria results; if cane-sugar, saccharosuria; if fruit-sugar, levulosuria; if milk-sugar, laktosuria. The amount necessary to be taken varies as to whether the individual is fasting or is taking large quantities of food; it also varies with the individual.

According to von Noorden, sugar appears in the urine after a simple ingestion of—

Milk-sugar, more than	120	grams
Cane-sugar “ “	150-200	“
Fruit-sugar “ “	200	“
Grape-sugar “ “	200-250	“

These figures are only approximate, and represent the amounts taken when the individual is fasting; the limit is higher when the stomach contains food.

If an individual is healthy, any amount of starch may be taken without causing sugar to appear in the urine. The processes of conversion take so long that sugar can not enter the circulation in large quantities at a time. When sugar is excreted after starch ingestion, there must be a morbidly depressed assimilation limit, and diabetes mellitus should be suspected. Milk-sugar may be found at times in the urine of nursing women. Glycosuria may be due to various causes. Among these may be mentioned the ingestion of certain drugs, such as morphin and amyl nitrite, for example; injury to the floor of the fourth ventricle, as demonstrated by Claude Bernard's famous experiments, may also be a cause. Many nervous diseases and liver disorders predispose to the production of glycosuria.

Diabetes mellitus may be produced experimentally by extirpating the pancreas or by administering phloridzin. Lesions consisting of hyaline degeneration of the islands of Langerhaus in the pancreas have been described by Opie as appearing in diabetes. Cohnheim has shown that the pancreas furnishes a substance which, when mixed with another substance from the muscles, causes the conversion of sugar into alcohol and carbonic acid. When either is withheld the sugar is not converted. When the

pancreatic substance is furnished in excess, it hinders or may stop the process altogether. The lesions found in the pancreas may mean that there is deficiency of this substance, and consequently an inability to utilize glycogen.

Glycosuria may be said to be caused by an overproduction of sugar; by certain poisons or nervous injuries where the glycogen is suddenly emptied into the circulation from its reservoirs. It may be caused by a lessened consumption of sugar by the tissues, as has been shown in experimental pancreatic diabetes, and probably in diabetes mellitus in man. It may also be caused by a combination of the two factors, as in the experimental diabetes produced by phloridzin.

Diabetes may be associated with other diseases; especially to be mentioned as important from a dietetic standpoint are obesity, gout, and nervous diseases.

In formulating a dietary for a diabetic one must ascertain definitely whether a certain diet is harmful or beneficial. Three things are of especial importance: the amount of sugar excreted daily, the gain or loss in body weight, and the general condition of the patient.

In every instance the amount of sugar produced in twenty-four hours is to be estimated, and not merely the percentage in the urine. The amount of sugar must always be considered along with the diet, lest erroneous conclusions be reached. A patient taking a large amount of carbohydrate food will naturally excrete more sugar than one taking a small amount. Comparison must be made with previous observations made on the same patient. The body weight is an excellent index as to the progress of the patient. If he is getting sufficient nourishment and the disease is not progressing, he will either gain in weight or the weight will remain stationary. Changes in diet may produce trifling losses in weight; these may be disregarded unless they become persistent.

To determine whether a case is mild or severe, Seegen and Traube have suggested that the urine be tested while the patient is taking a diet absolutely free from carbohydrates. If the urine is found to be free from sugar, it may be regarded as a mild case; if the presence of sugar persists, it is a sign that the patient is converting proteins into sugar, and that the case is a severe one. Several days' (about five) careful observation are necessary to determine this. The carbohydrates should not be withdrawn suddenly, but gradually, by lessening the quantity consumed each day.



Von Noorden uses the following carbohydrate-free diet as a standard :

*Breakfast* : 5 gm. of tea steeped in 200 c.c. of water ; 150 gm. of ham ; 1 egg.

*Luncheon* : 200 gm. cold roast beef ; 60 gm. fresh cucumbers with 5 gm. vinegar, 10 gm. olive oil, and salt and pepper to taste ; 20 c.c. brandy with 400 c.c. Apollinaris water ; 60 c.c. coffee without milk or sugar.

*Dinner* : 200 c.c. clear bouillon ; 250 gm. beef (weighed raw) basted with 10 gm. butter ; 80 gm. green salad with 10 gm. vinegar and 20 gm. olive oil, or 3 tablespoonfuls of some well-cooked green vegetable ; 3 sardines in oil ; 20 c.c. cognac with 400 c.c. Apollinaris water.

*Supper* : 2 eggs (raw or cooked) ; 400 c.c. seltzer water.

This standard diet is free from carbohydrates, and contains almost 200 gm. albumin (with 32 gm. nitrogen) and about 135 gm. fat. As soon as the urine has remained free from sugar for two or three days under this diet, gradually increasing amounts of starch—up to 20, 50, and 100 gm.—are added. The authors supply this either in the form of white bread, containing 55 per cent. of starch, or else as Albert biscuit, which contains 75 per cent. of starch. When, under these increasing additions of starch, sugar reappears in the urine, the following formula is obtained :

$$\text{Tolerance} = \text{standard diet} + x \text{ gm. starch.}$$

It must be borne in mind that there are wide variations in the glycosuria of a diabetic patient, and conclusions are not to be too hastily drawn. In considering the severity of a certain case the same standard diet may be employed. Bearing in mind that there may be variations due to other causes, the severity of a given case may be determined from the amount of sugar that is excreted in twenty-four hours while the patient is on the standard diet.

Cases will be observed in which no glycosuria occurs while the patient is on the standard diet, but that will bear no addition of carbohydrates. Such cases occupy a place midway between the mild and the severe. Occasionally, however, these patients will tolerate additions to the proteins. In other cases, where glycosuria appears with the standard diet, it may be either reduced or checked altogether by cutting down the supply of protein material. Care must, however, be taken not to starve the patient.

Von Noorden uses the following formulas for recording the foregoing :

Tolerance = standard diet + 0 gm. starch.

Tolerance = standard diet + 100 gm. meat.

Tolerance = standard diet +  $x$  gm. sugar.

These are varied according to conditions, and afford a simple and accurate method of recording the progress of a case.

Mandel and Lusk suggest a new method for prognosis in diabetes : The patient is placed on a meat-fat diet (rich cream, meat, butter and eggs), and the urine is collected on the second day, so that an early morning hour (before breakfast) terminates the period for one day. The amount of dextrose and nitrogen are determined. If the ratio of the dextrose to the nitrogen is 3.65 : 1, it signifies a complete intolerance for carbohydrates and probably a rapidly fatal outcome. They call this the fatal ratio. If the ratio between the dextrose and nitrogen is lower, it signifies that some carbohydrate may be burned.

The different varieties of carbohydrates ingested may vary in their glycosuria-producing power. Grape-sugar causes the greatest percentage of sugar to appear in the urine in the shortest time. Starch, maltose, and dextrin very closely resemble grape-sugar in this respect. Fruit-sugar augments the glycosuria only to one-half the extent when given in the same amounts, and milk-sugar stands about midway between the two.

Fat never causes glycosuria, and alcohol in moderate amounts does not increase glycosuria.

Exercise affects the glycosuria of diabetes. In early cases, when the nutrition is good, exercise lessens the amount of sugar in the urine, whereas in old cases and in emaciated patients it is increased. It is also increased by mental and nervous excitement.

Glycosuria bears a very close relation to the condition of the digestive organs. When there is any gastric disturbance, owing to the lessened absorption the amount of sugar is usually lessened.

Acute febrile diseases and chronic diseases accompanied by fever lessen the amount of sugar in the urine of diabetics. An interesting fact is that glycosuria may disappear when chronic interstitial nephritis supervenes. In gouty patients the urine may be free from sugar during the exacerbations of the disease.

**Prophylactic Diet.**—In diabetic families it is a wise precaution to limit the ingestion of carbohydrate food. Whether or not this has any effect in inhibiting the development of the disease is not known. In these families the maintenance of a



proper hygiene should be insisted upon. Von Noorden suggests limiting the ingestion of carbohydrates, especially in members of diabetic families where there is a tendency to grow fat as age advances. This is particularly apt to be the case where the temptations of the table are great, owing to the social position of the patient.

**Alcohol.**—The question of alcohol for the diabetic is the subject of diverse opinions by the profession. Von Noorden favors the moderate use of alcohol for the following reasons :

(a) It is useful, when a fat and meat diet is ordered, in preventing disagreeable sensations after the taking of fat, and consequently assists the patient in taking his diet.

(b) Alcohol furnishes the diabetic with a valuable fuel, as each gram of alcohol gives off 7 calories of heat ; or if 14.3 gm. of alcohol are given, 10.75 gm. of fat may be omitted from the diet. This can be utilized only to a limited extent, as alcohol consumed in large quantities is productive of great harm. Sixty grams (2 ounces) of alcohol daily may be looked upon as an average amount, and is not to be exceeded unless the patient, through long years of drinking, has acquired a tolerance for it.

(c) Alcohol is a good nervine and a useful heart tonic. It is valuable in the hands of a man who can individualize, but in the hands of the routinist and generalizer it becomes, according to von Noorden, a two-edged sword.

If alcohol is used, the lighter forms of alcoholic drinks are to be preferred.

One hundred grams of alcohol, for the most part without admixture of carbohydrates, are contained in :

2500 c.c. Pilsner beer (1 liter)—contains 35 gm. carbohydrate, dextrin, and maltose.

1200–1500 c.c. white table wine (Moselle, Rheingau, Pfalz, Baden, etc.).

1100–1300 c.c. medium sorts of claret.

1000–1200 c.c. fine red Burgundy.

1800–2200 c.c. well-fermented fruit-wine (extra dry).

280 c.c. rum.

280 c.c. old rye whisky.

210 c.c. whisky.

200 c.c. arrack.

180 c.c. cognac.

180 c.c. cherry brandy.

#### DIETETIC TREATMENT.

The diet of the diabetic must be arranged with several points in view : The strength of the patient must be preserved, and, if possible, increased. This means that the body protein must

be kept from diminishing. Von Noorden takes as a basis the fact that an average male adult taking moderate exercise consumes nutriment at least to the value of 35 calories to the kilogram of body weight. A man of average weight would, therefore, require 2500 calories. The amount of sugar excreted in the urine is not, of course, available for body use, and must be made up by additions to the dietary.

It must be remembered that while carbohydrates are either of little or of no nutritive value to the diabetic, in many cases they are positively injurious. Von Noorden likens the giving of carbohydrate food to a diabetic to the pouring of water into a cracked vessel. The tolerance for carbohydrates of each individual must be borne in mind. As a matter of fact, the limitation of sugar and starch is easily accomplished, but it is difficult to cut them off entirely. Their nutritive value must be replaced by meats and fat; most diabetics, contrary to the popular belief, take fats very well. It has been urged that a fat and meat diet predisposes to coma, a theory that is probably unfounded.

Von Noorden's classification and methods, since they are perhaps the most practical, will be detailed first:

**Mild Forms of Glycosuria in which the Urine Remains Free from Sugar notwithstanding the Administration of from 50 to 150 Grams of Starch.—In Elderly Persons.**—These are the mildest cases, in which from 0.5 to 2 per cent. of sugar is excreted in the urine of gouty or corpulent patients, generally over fifty. This disappears as soon as the carbohydrates in the diet are diminished. A close study of the starch tolerance in these cases is not necessary. Care should be taken not to frighten the patient into a condition of saccharophobia, as is so often done. A careful supervision over the patient's mode of living and a regulation of his diet are generally all that are required.

Minute directions concerning the choice of foods are unnecessary in this class of cases, as they usually lead to anxiety and depression on the part of the patient.

Articles of food consisting purely or largely of carbohydrate material should be forbidden, and certain other foods should be reduced in amount.

To be forbidden are: sugar, sweetmeats, pastry, sweet wines (especially sweet champagnes), gruels, dishes made of flour or flour preparations (such as macaroni and flour puddings), rice, preserves, and sweet jellies.



To be permitted in reduced amounts: beer—not more than one or two glasses daily—*i. e.*, from one-third to one-half a liter—heavy wines, which are, however, better replaced by the lighter ones.

The patient is allowed to take his meals with the family, and may eat bread and potatoes according to his desire, and need not concern himself regarding the starch in the vegetables set before him. The amount of sugar that appears in the urine on such a diet is trifling—usually but from 10 to 20 grams daily. It is better to disregard this amount than to cut off the carbohydrates completely.

There is a gradual loss of weight on this diet if the patient eats only as much as he desires, and if he is exercising. "This loss should not exceed 100 grams a week, as the patients feel better and are better protected from danger when their store of fat is above that desirable for a healthy individual. The older the patient and the longer the condition has existed, the more cautious should the physician be in this respect."

Thin patients should be encouraged to take more food, especially fats. Butter should be eaten freely on bread, and potatoes and fat meats, as bacon, should be taken daily. Eggs and cheese containing considerable amounts of fat may also be allowed. When this diet does not suffice, that suggested for mild cases of glycosuria in young persons and for the moderately severe forms should be prescribed.

With the foregoing, if desired, morning coffee or tea may be taken, and one-half or three-quarters of a liter of light wine or one-third to one-half a liter of beer may be allowed. In addition, a carbonated water may be permitted, preferably Apollinaris or a weak alkaline water. One-half to one liter of this may be taken daily.

All elderly patients, unless there are contraindications, such as organic diseases, should take sufficient exercise. Those who can afford it may go for a few weeks each year to a suitable spring to take the water.

**In Young Persons.**—These are usually associated with or due to a nervous condition. The diet must be arranged carefully, and great care must be taken to limit the carbohydrates as much as possible. The younger the patient, the more marked are the evidences of excesses in carbohydrates. The tolerance should be estimated from time to time, as previously mentioned, and starch and sugar allowed in as large amounts as possible, but never in sufficient quantities to cause glycosuria or only that of the

most trifling character. Cane-sugar may be withdrawn altogether, and when this is done, a greater amount of starch (bread and potatoes) may be allowed. Sweet fruits are best avoided. Saccharin or saxin may be used for sweetening such foods as the patient can not accustom himself to do without.

Milk is usually of especial value in these cases. The standard diet may be increased by the addition of a liter of milk a day, and the amount of bread that can be added with safety may then be ascertained.

When the patient takes his meals at a restaurant, von Noorden advises, for the sake of simplicity, that all articles containing carbohydrates be cut off with the exception of bread and potatoes. The list of forbidden articles includes sugar, pastry, preserves, jellies, thick soups, macaroni, rice, and the like. Fresh vegetables and fresh fruits may be allowed in moderation.

This diet differs but slightly from that used in the mild cases in elderly individuals, except that the tolerance for carbohydrates should be ascertained. The patient should be taught to estimate the amounts, at first by weighing the quantities allowed once or twice, after which he can generally judge the correct amount by the eye. When the patients find the diet unsatisfying and have a keen desire for sweets of various kinds, they may be allowed to substitute one of the conditionally allowable foods (see the table) for a portion of the bread or potatoes. A little watchfulness on the part of some one besides the patient is generally required lest too much be taken.

Von Noorden has this class of patients take one-half a liter (one pint) of milk on rising and on going to bed. It should be sipped slowly, about twenty minutes being consumed in taking the total amount. Some patients prefer kumiss, kefir, or sour milk, and there is no objection to their use. The same observer also makes an "iron rule" regarding the taking of fat, from 80 to 100 grams being insisted upon as the minimum to be taken in twenty-four hours. A portion of the fat may be replaced by 30 grams (1 ounce) of alcohol in the form of any of the allowable alcoholic beverages.

Von Noorden recommends the following quantities of fat-containing foods each day: 60 gm. butter, to be taken with bread, bread and cheese, and potatoes—480 calories. 10 gm. olive oil (with salad, cucumbers, etc.)—90 calories; 30 gm. fatty cheese—150 calories; 1 liter milk—390 calories; 30 gm. alcohol—210 calories. This gives a total of 1600 calories, and



this, with the previously mentioned carbohydrates and the remainder of his food (meat, etc.), will bring his food value to 2500 calories or more, unless the appetite is particularly poor.

This class of patients is usually the most difficult to control, for they are generally not very ill and are often fond of good living; extraordinary patience, tact, and firmness are required in dealing with them. Pleasant mental diversion and physical employment should be furnished. Excesses of all kinds, including overindulgence in alcohol, tobacco, coffee, and tea, are carefully to be avoided.

Von Noorden recommends that patients of this class be sent to a mountain resort at an altitude of from 2500 to 5000 feet, and that while there a "milk cure" be tried for several weeks. About three liters (three quarts) of milk may be given daily, 40 gm. of alcohol in the form of brandy or whisky being added to the milk or taken after it. All carbohydrates except well-buttered vegetables should be avoided, including bread and potatoes. Meat, fish, and eggs are allowable.

In these mild cases of glycosuria sugar is absent from the urine or appears only in amounts up to 20 gm. daily. Even when this amount is exceeded for the first few days the "cure" should be persisted in, for a reduction generally follows after a few days. When it does not, kefir, which contains from one-third to one-half less milk-sugar than ordinary milk, may be substituted for the latter.

**Moderately Severe Forms of Glycosuria.**—These are the cases in which glycosuria occurs unless all, or nearly all, the carbohydrates are withdrawn. The tolerance varies from time to time and in different cases. Usually a decrease in the tolerance for carbohydrates occurs. This is especially common in children and in young persons, in whom the decrease is uniformly and usually rapidly fatal. The severe forms are not common in old persons.

Von Noorden recommends that these *patients be subjected to a three weeks' course of complete abstinence from carbohydrates at least twice, and if possible three times, in a year, while in the intervals a limited amount of carbohydrates may be allowed.*

There is no food that man can eat that is completely free from carbohydrates. Meat, eggs, and the lightest kinds of vegetables contain minute quantities, so that the most carefully ordered diet will allow from 15 to 20 grams to be taken daily. These periods of abstinence permit an estimation of the carbohydrate tolerance to be made; they strengthen the patient's

moral tone, and remind him of the necessity of observing care in his diet; and, above all, they recuperate the glycogen-burning faculties of the body, enabling it to cope more successfully with the amount of carbohydrate ingested after the period of abstinence is over.

Five meals a day must be given, or the patient will not get sufficient food. The following menu will serve as a guide, but must be varied as much as possible every day.<sup>1</sup> The aim is to provide nourishment to the value of 2500 calories with the least possible amount of carbohydrates.

		Protein.	Fat.	Alcohol.	Calories.
		Gm.	Gm.	Gm.	Value.
8 o'clock—first breakfast:	{ 100 gm. ham . . . . .	25	36	. .	} 497
	{ 1 cup of tea . . . . .	. .	. .	. .	
	{ 1 glass of cognac . . . . .	. .	. .	8.5	
10.30 o'clock— second breakfast:	{ 2 eggs . . . . .	14	11	. .	} 234
	{ Fried in 10 gm. butter . . . . .	. .	8	. .	
	{ 150 gm. cold roast meat . . . . .	57	8	. .	
12.30 o'clock— luncheon:	{ Mayonnaise made with the yolk of 1 egg and 1 spoonful of oil . . . . .	3	18	. .	} 912
	{ Raw cucumber, with 5 gm. vinegar, 1 spoon- ful of oil, salt and pepper . . . . .	. .	15	. .	
	{ 15 gm. Gorgonzola cheese . . . . .	4	5	. .	
	{ Half-bottle of Moselle . . . . .	. .	. .	25	
	{ 1 cup of coffee with 1 tablespoonful of cream . . . . .	. .	5	. .	
	{ 1 cup of tea . . . . .	. .	. .	. .	
5 o'clock—tea:	{ 1 boiled egg . . . . .	7	6	. .	} 144
	{ 1 glass cognac . . . . .	. .	. .	8.5	
	{ 1 cup of bouillon with 15 gm. marrow . . . . .	. .	14	. .	
7.30 o'clock— dinner:	{ 80 gm. boiled salmon . . . . .	18	11	. .	} 1074
	{ $\frac{1}{3}$ to $\frac{1}{2}$ pound asparagus, with 20 gm. butter . . . . .	. .	16	. .	
	{ 30 gm. smoked ox- tongue . . . . .	8	6	. .	
	{ 100 gm. capon . . . . .	17	12	. .	
	{ Salad, with 5 gm. vine- gar and 1 spoonful of oil . . . . .	*	15	. .	
	{ Half-bottle of Bur- gundy . . . . .	. .	. .	30	
10 o'clock— "night-cap":	{ 1 glass of cognac with Seltzer water . . . . .	. .	. .	8.5	} 59

*Diet during the Period of Abstinence.*—This course is best carried out in a hospital or private sanitarium, at least at first.

<sup>1</sup> From von Noorden, *Twentieth Century Practice of Medicine*.



The patient's wishes should be followed so far as is possible, but his diet must be carefully regulated for him. A satisfactory diet can be arranged only by one familiar with foods, their composition, and their preparation. For this reason special study is necessary, and von Noorden recommends that the physician himself try living on the diet restricted in carbohydrates for a few days. During this time he will learn much that can with benefit be applied to his patients.

During the period of abstinence from carbohydrates the patient should rest as much as possible both mentally and physically. A walk of from half an hour to an hour and a half may be allowed, and, in addition, the patient should be in the fresh air as much as possible.

**Diet in the Intervals.**—When the period of abstinence is over, bread may be allowed and the tolerance for carbohydrates determined. If it is increased—and this is not generally the case—the patient may be allowed more carbohydrates than previously. The average patient may be given 120 gm. (4 ounces) of bread daily, and occasionally larger amounts are permissible.

Fat must be insisted upon, and the various forms may be given from day to day, preferably as cream, butter, yolk of egg, bacon, olive oil, marrow, and fat-containing cheese. The following daily amounts will serve as a guide: 100 grams (3 ounces) of butter; 20 grams of olive oil; 20 grams of bacon; 5 hen's eggs.

Alcohol, on account of its food-value and because it enables the patient to take the necessary amount of fat, may be allowed daily. Forty grams may be permitted as an average daily amount.

The four tables arranged by von Noorden contain: (1) the foods that may be allowed unconditionally, since they contain little or no carbohydrates; (2) the foods permissible in small quantities, all containing carbohydrates, but useful for varying the diet; (3) the foods allowed conditionally on account of the large amounts of carbohydrates contained—when these are used, the amount of bread must be reduced; (4) a list of the foods of especial value.

Where necessary, the foods should be weighed by the cook or by some one interested in the patient, and not by the invalid himself. This can, as a rule, be easily done without disturbing the routine of the kitchen.

If the patient desires it, a liter of milk may replace 50 grams of bread. In cases where grave complications exist,

the milk cure, as previously suggested, may be tried for several weeks. In all cases the patient should have an abundance of rest and a prolonged vacation each year, or several times a year if possible; during which time he should be relieved of all unnecessary care and worry.

**Severe Forms of Glycosuria.**—These are the cases in which glycosuria occurs even when all carbohydrates are excluded from the diet. These severe forms are usually seen in patients under forty years of age, and run a rapid course, terminating fatally in a few months, or, in some cases, not for several years. Careful dieting may prolong life and prevent the onset of complications. In these cases the carbohydrates are of no value as food, but they may be allowed now and then to satisfy the patient's craving for them. In order to check the glycosuria not only the carbohydrates must be discontinued, but the amount of protein also must be reduced.

Von Noorden suggests that in these cases, at least three times in a year, and if possible quarterly, the patient be subjected to a rigid course of dietary treatment. This is best carried out in a hospital. The periods should cover a month, and during that time the patient's diet must be made up from the articles mentioned in Tables I. and IV., pages 491 and 494. In some cases, but only when necessary, one or two dishes from Table II. (p. 492) may be allowed. The patient should do neither mental nor physical work, and should spend most of his time in the open air, taking short walks or drives for exercise. In the intervals restricted amounts of carbohydrates are to be allowed. Von Noorden permits any article in Table I. (p. 494), always in large amounts, three or four articles in the quantities given in Table II., the equivalent of from 80 to 120 grams, the less the better, of white bread from Table III. Milk may be allowed in the same quantities as in the cases of moderate severity. Large amounts of fat, as previously stated, should be insisted upon, and as much as 80 grams of alcohol, taken at meal-times in the form of wine, and in addition several drinks of brandy or whisky and water daily may be allowed.

A course of alkaline sulphur water may be taken twice a year after the restricted diet, or, if there is pronounced exhaustion, alkaline muriatic waters may be prescribed.

**Diet Cures in Diabetes.**—A number of so-called diet cures have been recently brought forward. It should be borne in mind that these are methods of treatment which are useful in certain conditions, but that they are, of course, not "cures"



in the accepted sense of the word. The following are the most important :

**Oatmeal Cure.**—Von Noorden first pointed out certain patients suffering with diabetes who, notwithstanding the fact of being on a strict diet, continued to eliminate sugar, and could at times be quickly and permanently relieved of this condition by being placed upon a diet of large quantities of oatmeal. He also pointed out that in many severe forms of diabetes, oatmeal is twice as well borne as an equivalent quantity of bread, and frequently by gradually increasing the quantity of oatmeal, the glycosuria did not increase, while acetone and diacetic acid disappeared. The beneficial results were, however, only obtained when the oatmeal represented the largest proportion of food consumed, when no other carbohydrates were taken and no meat eaten. Von Noorden advises that the oatmeal cure should be undertaken for eight to fourteen days only, inasmuch as the patient will become satiated with this article of food after this length of time. In some instances, after a return to the usual diet, the tolerance for carbohydrates increases, while in others it does not, and glycosuria rapidly returns, and frequently diacetic acid, too.

In a more recent publication von Noorden reports the results of his observations in 100 cases of diabetes treated by means of the oatmeal diet. The results are classified into five classes :

1. Those cases in which it was impossible to produce aglycosuria, notwithstanding a strict diet. In these instances remarkable results were frequently obtained by means of the oatmeal cure, which could not have been obtained in any other way. It was often possible in these cases to allow a certain proportion of carbohydrates in addition to the usual diabetic diet without producing glycosuria.

2. In another class of cases good results were obtained from the oatmeal cure, the results were not permanent, although by means of this form of treatment the onset of diabetic coma was prevented.

3. In another class the tolerance for carbohydrates did not increase after inaugurating the oatmeal cure, but acetone diminished and remained at a minimum, even after a return to the usual diet.

4. In not an inconsiderable proportion of cases the glycosuria increased rather than diminished on the oatmeal diet.

5. In mild forms of diabetes without diaceturia the oatmeal diet was badly borne.

**Oatmeal Cure in Severe Diabetes.**—Large quantities of oatmeal are prescribed—von Noorden prefers Knorr's *Hafermehl* or Hohenlohe's *Haferflocken*, but any good oatmeal or rolled oats may be used. Butter and simple albumins may be added, but no other carbohydrates and no meats. The oatmeal is cooked well for a long time with salt and water, and while cooking butter and a vegetable albumin are added, or the white of an egg, beaten and strained, may be mixed with it as the oatmeal cools. *Roborat*, a vegetable albumin made from rice by the Bremer Brodfabrik, is recommended as being especially palatable mixed with the oatmeal. The quantities to be taken daily are as follows :

Oatmeal . . . . .	250	grams	(7½ ounces).
Albumin . . . . .	100	"	(3 ounces).
Butter . . . . .	300	"	(9 ounces).

The meals are given at two-hour intervals. Cognac, light wine, and strong black coffee are allowed. Every week or ten days a "vegetable day" is interposed, and occasionally a small amount of meat or fish is allowed, to relieve the monotony of the diet and render it bearable. On such a diet there is a diminution in the excretion of sugar, of acetone bodies, and of ammonia as well. The return to the ordinary diet must be made cautiously lest the acetone bodies increase at an alarming rate.

In diabetic coma von Noorden recommends the oatmeal cure as preferable to the milk cure, inasmuch as it usually diminishes the acetone bodies more quickly. He believes the beneficial effect of the oatmeal is due to the substances contained therein, especially the salts; by analysis of the feces he showed that the lessened excretion of sugar in the urine was not due to a lessened absorption of the oatmeal in the intestines.

Mild cases do not bear the treatment well. Our own experience with the oatmeal diets in diabetes has been quite satisfactory.<sup>1</sup>

**Milk Cure.**—Numerous observers have noted that a strict milk diet will either diminish or even cause glycosuria to disappear entirely in from twenty-four to forty-eight hours in most cases of this disease. A certain number of patients are entirely relieved by means of a milk cure and remain so for some time after again being placed upon a diet containing a considerable amount of carbohydrate material. In some forms of severe diabetes a half litre of milk is well borne without increasing the glycosuria. Individuals differ in the way in which they react

<sup>1</sup> Friedenwald and Ruhräh, *American Journal of the Medical Sciences*, October, 1905.



to milk-sugar, and a study must be made of each patient. Naunyn has pointed out that the unfavorable effects of milk can only be detected after a lengthy and continuous use of this food. Milk should not be given in the mild forms of diabetes in which glycosuria appears after it has been given. Von Noorden admonishes against the use of a strict milk cure in all cases of diabetes, even when the glycosuria does not appear after taking as much as 4 litres of milk daily, as it may cause an intense anorexia which may be difficult to overcome. He advises that in those cases of diabetes in which glycosuria is absent on a milk diet to vary the diet with kefir, buttermilk, kumiss, and cream. Hutchinson's sugar-free milk may also be used. (See Recipes.) We have rarely found it advisable to place any of our patients on an exclusive milk diet, except in those severe cases of diabetes in which diabetic acid is present in the urine and in which the patient is threatened with the onset of diabetic coma, or in which this condition has already set in. On the other hand, we have used from one-half to one litre in many cases in addition to other allowable foods, often with excellent results. The urine must be examined at regular intervals whenever milk is being given in such cases.

**Potato Cure.**—Mossé first advised the potato cure as a means of treating patients suffering with diabetes. His plan is to replace all carbohydrates by potatoes for a period of several weeks. Patients are to receive 1500 grams of potatoes, replacing 500 grams of wheat bread, inasmuch as, according to his experiments, patients could tolerate from two and one-half to three times as much of potatoes (weighed raw) as they could of wheat bread. Potatoes are relatively poor in carbohydrates, containing from 16 to 22 per cent. of starch, whilst wheat bread contains about 60 per cent. During the time of the potato treatment no other carbohydrates are to be consumed. Mossé found a marked diminution in the glycosuria and polyuria while the patient was taking the potato starch, as well as a diminution in thirst and an increase in strength. He also observed that a certain degree of tolerance for wheat bread was produced after the patient had been on the potato cure for several days. He attributes the beneficial effect of this diet to the large proportion of water and potassium salts contained in the potato. The large quantity of fluid diminishes the thirst, while the potassium salt appears to improve the general nutrition. In 23 diabetic patients to whom diets of bread and potato were alternately given, an advantage in favor of the bread was found in only 1 case.

Offer has confirmed the observation of Mossé, and von Noorden, too, extols this plan of treatment, and recommends that the potato need not only be given as the only carbohydrate food in diabetes, but also that it may be utilized to replace a certain portion of the bread; for instance, in a diet in which 75 to 125 grams of wheat bread are allowable, an amount of potato represented by one-third of this quantity can be substituted for it; so that in this instance 75 to 125 grams of potato can be consumed daily, leaving as much as 50 to 85 grams of bread still to be eaten. In this way the variety of carbohydrate food is increased, and at the same time large quantities of fat can be consumed in the form of butter, which may be added to the potatoes. The potato has an additional advantage, in that it lends variety in furnishing carbohydrate food, inasmuch as it can be prepared in various ways—baked, boiled, fried, mashed, etc.

In our own observations with the use of the potato cure in the treatment of diabetes, we have followed the methods suggested by von Noorden, replacing a portion of the bread by this form of food.

**Yolk Cure.**—Stern<sup>1</sup> recommends the ingestion of from 10 to 40 yolks of eggs a day, together with a small amount of protein and some green vegetables, in cases of diabetes in which there is acetonuria. He has obtained very satisfactory results, and states that this method of feeding is usually well borne.

**Rye Bread in Diabetes.**—Lidwell recommends the use of rye bread, particularly in mild diabetes in middle-aged or old persons. He found that it checked the craving for carbohydrate food, and that it was not taken in as large quantities as other breads. Because of this and the fact that it contains less digestible starch, it was found to diminish the glycosuria. It has an additional advantage that it is cheap and can be used in practice among the poor. The urine must be watched in all cases where rye bread is being used, as no rules can be formulated as to how any food will affect any given patient.

**Mineral Waters.**—In diabetes, especially in the milder forms, a visit to one of the watering-places where alkaline or alkaline sulphur waters are to be had is often of great benefit. Those most highly recommended are Carlsbad, Neuenahr, and Vichy, although many patients prefer Marienbad. There is a great difference of opinion regarding the value of certain springs in diabetes. Physicians who live at the various springs are apt to extol the merits of their especial waters.

<sup>1</sup> *American Medicine*, December 3, 1904.



Frerichs noted that marked benefit followed often a visit to Carlsbad or to one of the other spas, but that sugar would usually reappear in the urine after several months' time. He also noted the fact that the improvement following the first visit was greater than after subsequent visits. Minkowski, Seegen, and Naunyn recommend Carlsbad most highly. Apparently a greater amount of benefit on a less rigid diet may be obtained at a spa than at home, even when the same water is taken. This may be due in large measure to the regularity of the life led at the resort.

Mineral waters taken at home are of comparatively little value, and some authorities have seen no benefit follow their employment, whereas others recommend that those who are unable to visit Carlsbad or any of the other watering-places take a bottle of warmed Carlsbad water every twenty-four hours.

The mild and the moderately severe cases are the only ones that receive any benefit from the use of mineral waters. The severe cases derive no benefit from the treatment, and a long journey may do positive harm to a patient in the advanced stage of the disease.

**Diabetic Coma.**—In the period of actual coma the diet is a minor consideration. In cases of threatened coma the treatment should be energetic, and if the patient is taken in hand when the first drowsy or numb feeling occurs, much can often be done. The patient should be put to bed and kept absolutely quiet. Milk may be given to drink, and von Noorden recommends also solutions of levulose—50 grams ( $1\frac{3}{8}$  ounces) daily. Alcohol should be given in large quantities—a glass of champagne or of strong wine every hour—for the purpose of furnishing an easily utilizable food to the tissues and for maintaining the heart action. Sodium bicarbonate in large doses—30 grams (1 ounce) at a time—has been recommended. If the urine is not passed very freely, salt solution should be administered subcutaneously, and von Noorden adds from 8 to 10 per cent. of levulose or grape-sugar to the solution, with the hope of establishing prompt and free diuresis. The alimentary tract should be emptied. Should the patient recover, he should be kept at rest for a considerable period. If, previous to the onset of coma, he was receiving a diet free or nearly free from carbohydrates, he should be allowed a mixed diet, containing carbohydrates, proteins, and fat. Care must, however, be taken that this diet be not too freely given.

Ebstein is of the opinion that when acetone and diacetic acid appear in the urine the protein should be diminished and the carbohydrates increased.

**Diabetes in Children.**—When this occurs, it is usually of the severe or moderately severe type. The disease tends almost uniformly to grow worse and to terminate fatally. Rarely a mild form of the disease is seen. In the severe forms little good is accomplished by restricting the diet. The carbohydrate food may be cut down in a general sort of a way, but rigid dietetic rules are unnecessary. In the moderately severe forms of the disease an attempt may be made to restrict the diet, but this will generally be found to be more or less useless; when this is the case, the patient may be allowed a more liberal diet.

In the mild forms of the disease the diet may be along the same lines as have been recommended for adults, great care being observed that the child should not be given more food than it can easily dispose of. It is extremely difficult to keep a child on a strict diabetic diet. As von Noorden has said, the strict dieting of children in early cases has been tried so rarely that the results can not be accurately estimated. Children are not suitable subjects for cures at watering-places.

**Diabetes in Young Adults.**—These are difficult cases to manage, and are usually unsatisfactory ones. The diet must be carefully selected, and while the carbohydrates should always be kept below the limit of tolerance, there should be frequent periods of strict dieting. These last are best carried out in an institution, and the patient should be instructed carefully as to the life that he is to lead. Alcoholic drinks should be used with caution, and smoking allowed only in great moderation if at all.

Young diabetics should not be sent to watering-places, for they derive but little benefit from the visit, and are inclined to acquire a false impression as to the necessity for constant care of themselves; or in the belief that a yearly visit to the spring is all that is needed, they may grow careless in the intervals.

**Diabetes and Disease of the Kidneys.**—A not infrequent complication of diabetes is the contracted kidney. When this complicates a case of diabetes, the difficulty of feeding the patient is greatly increased. Von Noorden recommends that the protein be cut down to about 100 grams (3 ounces) a day, this amount being made up from the various



kinds of meat, milk, mild cheese, eggs, and the legumes. The amount contained in fresh vegetables is disregarded. The articles of food mentioned in the section on Chronic Interstitial Nephritis as being irritating to the kidney should be avoided. Fresh vegetables, fruits, and the unirritating fats should be used as freely as possible.

Milk should not be given too freely on account of the bulk of the fluid. The heart should be shielded against overwork, as in these cases a failing heart is possibly the greatest danger. The amount of fluid taken should be reduced to  $1\frac{1}{2}$  or  $1\frac{1}{4}$  liters daily. In these cases von Noorden recommends particularly the use of cream in as large amounts as possible. From time to time—say every half year—a period of water-drinking covering three or four weeks may be allowed. For this purpose the alkaline mineral waters are preferable. During this period a change of climate or of the place of residence may benefit the patient.

In diabetics with marked symptoms of nephritis the diet should be such as is indicated to meet the kidney disorder, for the danger from nephritis and its consequences is, as a rule, greater than that from the diabetes. The selection of a suitable diet for these patients is often a difficult task.

**Diabetes and Obesity.**—Diabetes and obesity are in many cases intimately related. In the majority of instances the glycosuria is mild or only moderately severe, and may generally be controlled easily by the diet and management previously suggested for these cases. It must be borne in mind that the diet and life are to be so regulated as to prevent any further increase in weight; reduction cures, however, must not be undertaken unless the patient's health is interfered with, and never for the sake of appearance. Diabetics bear reduction cures poorly, and weakness of the heart, sleeplessness, and often albuminuria may follow their employment. Von Noorden recommends an increase in physical work, rather than a starvation diet, when it becomes necessary to reduce a patient. The same observer also calls particular attention to the fact that both physicians and patients are apt to disregard the presence of small amounts of sugar in the urine when the patient is obese. This he regards as a serious error, for the small amount is easily controlled by proper diet, and the degenerative processes that may be fostered by long-continued saturation of the tissues with sugar may thus be avoided. Moreover, if this is not done, the patient is apt to develop arteriosclerosis, furuncu-

losis, cataract, contracted kidney, a tendency to brain hemorrhage, and even gangrene.

**Diabetes and Gout.**—When this combination of diseases occurs, both affections are usually of the milder forms, particularly the gout. The diet may easily be regulated by cutting off all sweets, reducing the proteins to a moderate amount, and allowing green vegetables, fruit, and fat. There is wide diversity of opinion regarding the use of alcohol. In diabetes without gout it may be allowed; when gout does exist, it is better to withdraw alcohol, except in the case of habitués, when the sudden withdrawal may be followed by extreme weakness of the heart.

**Diabetes and Digestive Disorders.**—Constipation should be avoided by the free use of vegetables in the diet, and where the tendency to costiveness is not too great it can usually be overcome in this manner. Salines and similar cathartics should not, as a rule, be used. Von Noorden recommends the following prescription:

R Pulv. rhei radices . . . . . ℥iv (15.0).  
 Sodii bicarbonat.,  
 Sulf. florum . . . . . āā ℥ij (7.5).  
 SIG.—One-fifth to one teaspoonful given in the evening.

**Catarrh of the stomach** and similar digestive disturbances are among the difficult conditions that the physician has to encounter in the management of diabetics. In the effort to overcome the stomach or bowel disturbance the special diet of the diabetic must often be neglected for a time. The diet may be difficult to arrange, and in these cases as near a middle ground as possible must be arranged. The return to the restricted diet must always be made cautiously and gradually. A visit to Carlsbad or to a similar watering-place may often be of the greatest benefit to these patients.

**Diarrhea** is not, as a rule, more troublesome in the diabetic than in the ordinary individual, but if it displays a tendency to become chronic, pains should be taken to cure the condition, for it will not only weaken the patient, but may also tend to bring on a comatose state. Von Noorden recommends that patients with a tendency to diarrhea take small doses of calcium carbonate two or three times a day. Alcohol should be used sparingly or not at all. Tea and red wine are the most suitable drinks for this class of patients. If these simple measures do not check the diarrhea, the patient should be put to bed and moist



warm applications made to the abdomen. The diet should consist of barley gruel and the like, with tea or red wine as a beverage. So far as the diet is concerned, the diabetes may be disregarded until the diarrhea has been cured. Opium may also be prescribed. The return to the diabetic diet should be made gradually.

In some cases of diabetes **fat is not digested**, that which is given being passed in the stools practically unchanged. In these cases there is usually disease of the pancreas or of its duct. This may, however, occur in severe diabetes when the pancreas is not involved. These patients lose weight very rapidly. The diet in these cases must be made up of as much protein as the patient can take, and the amount of alcohol prescribed must also be increased. Meats of various kinds, cheese, eggs, somatose, nutrose, tropon, and similar preparations may be tried, and green vegetables of every variety allowed in as large a quantity as the patient desires.

#### SUBSTITUTES FOR SUGAR.

Various substances are used in place of sugar to sweeten the food and drink of the diabetic. Many of these are sold under trade names, as "*Crystallose*" and "*Diabetin*." Preparations of *inulin*, of *inosite*, of *mannite*, and of *fruit-sugar* have also been suggested as being less injurious than cane-sugar.

*Glycerin* is sometimes used, but has many opponents, among them being Senator and Frerichs. It leaves a sweet taste in the mouth and may have a decidedly laxative effect.

*Saccharin* (benzoyl-sulphonic-imid) is used largely; it has an exceedingly sweet taste, and may be procured in tablets that are equal in sweetening power to an ordinary lump of sugar. If taken in quantities not exceeding five grains a day, it is harmless. The following is a much-quoted formula given by James Stewart:

Sodium bicarbonate . . . . .	gr. xxx.
Saccharin . . . . .	gr. xl.
Mannite . . . . .	ʒiijss.
Make 100 pastilles. One will sweeten a cup of coffee.	

*Garantose* (sodium benzoyl-sulphonic-imid—Heyden) is a much more soluble preparation than saccharin.

*Dulcin* (paraphenatolcarbamid—Heyden) is in common use in Germany for sweetening the food and drink of diabetics, and is recommended by many of the highest authorities. In the small quantities in which it is prescribed it is harmless, but in the large quantities that have been given experimentally it gives

rise to such symptoms as icterus, etc. More than half a gram (8 grains) should not be given in any one day. It may be procured in tablets containing 0.025 gram each. Each of these has the sweetening power of an ordinary lump of sugar. Some patients prefer the taste of dulcin to that of saccharin, and *vice versa*.

*Sazin* is a coal-tar product used to sweeten the food of the diabetic, and is said to be six hundred times sweeter than sugar; many patients prefer its taste to that of the other preparation. It may be obtained in tablet form.

Sugar-free marmalades, jellies, and jam are manufactured by Callard and Co. They also prepare preserved fruits for diabetics. These fruits are said to contain less than 2 per cent. of sugar.

#### SUBSTITUTES FOR BREAD.<sup>1</sup>

*"Torrified" Bread.*—Thin slices of bread are toasted until very dark brown or almost black. It is supposed that the starch and gluten are partially decomposed by the heat. This will almost certainly not be eaten to excess by the patient, and Williamson states that this is probably its only advantage.

*Gluten bread*, introduced over fifty years ago by Bouchardat, has always been popular in France. This bread is made from gluten flour from which the starch has been washed out. The gluten flours on the market differ very much in the amount of starch which they contain, a fact that can be illustrated by testing with an iodine solution.

Directions for making gluten bread accompany the packages of flour.

*Bran bread*, made from bran flour, is also to be recommended. The bran must be ground quite fine, or it will not be digested.

*Soya biscuits*, or *bread* are made from the Soya bean, a Japanese product. Soya bread was suggested for diabetics by Dujardin-Beaumetz in 1890. Atfield gives the following composition of Soya flour:

Protein . . . . .	41.24
Fat . . . . .	13.70
Carbohydrate . . . . .	30.35
Phosphates . . . . .	4.81
Other salts . . . . .	0.52
Moisture . . . . .	9.38

Dujardin-Beaumetz gives the following as the composition of Soya bread:

<sup>1</sup> Recipes for these will be found in the Appendix.



Water . . . . .	45.000
Protein . . . . .	20.168
Fats . . . . .	9.350
Starch and sugar . . . . .	2.794
Phosphoric acid . . . . .	0.863

*Almond cakes* and *cocoanut cakes* are of considerable value as bread substitutes. König gives the following analysis of sweet almonds :

Water . . . . .	5.39
Protein . . . . .	24.18
Fat . . . . .	53.68
Carbohydrate . . . . .	7.23
Cellulose . . . . .	6.56
Ash . . . . .	2.96

*Aleuronat* is a vegetable albumin flour made by Dr. Hundhausen from wheat. It is a light-yellowish powder, and contains from 80 to 90 per cent. of albumin and only 7 per cent. of carbohydrate. It was recommended in diabetes by Ebstein, who suggests that it be mixed with wheat flour. His formula contains considerable starch,—*i. e.*, about one-half the amount of ordinary bread ; and most patients prefer to have half the quantity of wheat bread to a double allowance of aleuronat bread.

*Buns* and *cakes* may also be made with the aleuronat flour, and they are very palatable if made with the addition of cocoanut powder, as suggested by Williamson. Recipes will be found in the section devoted to that subject.

*Inulin biscuits* have been suggested by Külz and others. Their expense is a great objection to their use. Inulin is obtained from the roots of elecampane.

*Peanut flour* has also been used with success in making various dishes for the diabetic.

A large number of diabetic flours, breads, biscuit, and other sugar and starch-free foods are prepared by Callard and Co. of London.

The following four tables are taken from von Noorden's article in *The Twentieth Century Practice of Medicine* :

TABLE I.

*First Group.—Unconditionally Allowable Foods.*

*Fresh meat* : All the muscular parts of the ox, calf, sheep, pig, horse, deer, wild and domestic birds—roasted or boiled, warm or cold, in their own gravy or with mayonnaise sauce.

*Internal parts of animals* : Tongue, heart, brain, sweetbreads, kidneys, marrow-bones—served with non-farinaceous sauces.

*Preserved meats* : Dried or smoked meat, smoked or salted tongue, ham, smoked breast of goose, American canned meats, Australian corned beef.

*Fresh fish*: All kinds of fresh fish, boiled or broiled, prepared without bread-crumbs or crackermeal, and served with any kind of non-farinaceous sauce, preferably melted butter.

*Preserved fish*: Dried fish, salted or smoked fish, such as codfish, haddock, herring, mackerel, flounder, salmon, sardellen, sprats, eels, lampreys, etc.; tinned fish, such as sardines in oil, anchovies, etc.

*Fish derivatives*: Caviare, cod-liver oil.

*Shell-fish*: Oysters, mussels, and other bivalves, lobster, crawfish, crabs, shrimps, turtle.

*Meat-extracts*: Meat peptones of all kinds.

*Eggs*: Raw or cooked in any way, but without any admixture of flour.

*Fats* of all kinds, animal or vegetable.

*Fresh vegetables*: Green lettuce, endive, cress, spinach, cucumbers, onion, leeks, asparagus, cauliflower, red and white cabbage, sorrel, French beans. The vegetables, as far as they are suited to this mode of preparation, are best cooked with meat broth or a solution of Liebig's extract and salt, and covered plentifully with butter, lard, suet, or goose-fat. The addition of flour is not permissible.

*Preserved vegetables*: Tinned asparagus, French beans, pickled cucumbers in brine or vinegar, mixed pickles, sauer-kraut, olives.

*Spices*: Salt, white or black pepper, Cayenne pepper, curry, cinnamon, cloves, nutmeg, English mustard, anise-seed, caraway-seed, parsley, dill, borage, pimpernel, laurel, capers, chives, garlic, etc. Many of these spices contain, indeed, a rather large percentage of carbohydrates, but they are added to the food in such small quantities that this may be disregarded.

*Soups*: Clear soups and broths, with or without eggs, marrow, fresh or dried vegetables (Julienne), clear turtle soup, etc.

*Cheese*: Stracchino, Neufchâtel, old Camembert, Gorgonzola, and all other fatty or so-called cream cheeses.

*Beverages*: All kinds of natural or artificial carbonated waters, either clear or with lemon-juice and saccharin or glycerin, or with rum, cognac, whisky, arrack, cherry brandy, plum brandy, Nordhäuser, rye whisky, etc. Light Moselle or Rhine wines, claret, or Burgundy in amounts prescribed by the physician. Coffee, black or with cream, without sugar, but sweetened with saccharin if desired. Tea, clear or with cream or rum.

TABLE II.

*Second Group.—Foods Permissible in Moderate Quantities.*

These contain carbohydrates, but in so little amounts that they need not be considered, and demand no compensation by a reduction in the allowance of bread. Some of the articles contain a rather large percentage of carbohydrates, but the absolute quantity in which they are consumed is small.

The amounts here given have been fixed by practical experience, and it will seldom be found necessary to increase them. Of the dishes here given, when they are allowed at all, only a few—from two to four—are to be selected each day. It is possible in this way to secure a great variety in the patient's dietary.

*Internal parts of animals*: Calves' liver, giblets—up to 100 grams.

*Sausage*: Liver sausage, preferably the fatter kinds, liver sausage with truffles, black pudding—90 grams. Meat sausage—80 grams. German sausage, Frankfurter sausage, and the like, brawn, head-cheese, sausage-meatballs—100 grams.

*Patties*: Pâté-de-foie gras, potted beef, ham, tongue, salmon, lobster, anchovies, etc.—one-half to one tablespoonful.

*English sauces*, such as Worcestershire, Harvey, beefsteak, anchovy, lobster, shrimp, India soy, China soy—one teaspoonful.

*Cream*, from four to six tablespoonfuls a day.

*Cocoa*, prepared without sugar—25 grams.



DISEASES IN WHICH DIET IS A PRIMARY FACTOR. 493

*Cheese*: Emmenthal, Romadur—60 grams; Gervis, Stilton, Brie, Holland, Gruyère—50 grams; Edam, Cheddar, Gloucester, Roquefort, Parmesan—30 grams; Cheshire—25 grams.

*Vegetables (prepared without flour or sugar)*: 5 Teltower turnips; salsify, turnip-rooted celery, turnip, cabbage, pumpkin—2 tablespoonfuls; green peas, beans, carrots, Brussels sprouts—1 tablespoonful; 1½ artichokes; 1 truffle; 5 medium-sized mushrooms; 1 tablespoonful of morels or other edible mushrooms.

*Raw vegetables*: 8 radishes; 2 sticks of celery; 2 medium-sized tomatoes.

*Nuts*: 2 walnuts; 6 hazelnuts; 3 almonds; a thin slice of coconut; 8 Brazil nuts.

*Fresh fruits*: 1 thin slice of melon; 1 small tart apple; 1 or 1½ peaches; 1 spoonful of raspberries or strawberries; 4 spoonfuls of currants; 6 green gages; 12 cherries; one-half of a medium-sized pear; corresponding amounts of other fresh fruits.

TABLE III.

*Third Group.—Conditionally Allowable Foods.*

The condition under which dishes from the following table are permitted is that an equivalent shall be deducted from the allowance of bread. The amounts given below are the equivalents of 50 grams of white bread, containing about 30 grams of starch. Advantage is taken of the fact that larger amounts of certain carbohydrates (cane-sugar, milk-sugar, fruit-sugar, etc.) may be allowed than of starch. Some of the dishes given in the preceding table appear again here because, if they are eaten in large quantities, an account must be taken of the carbohydrates which they contain:

- 1 liter of milk (sweet, sour, or buttermilk).
- 1½ liters of kumiss, prepared in the Russian way.
- 1 to 1½ liters of kefir, fermented for at least two days and prepared without the addition of sugar.
- 1 liter of cream.
- 60 grams of rye bread, Graham bread, or Hamburg pumpernickel.
- 65 grams of Westphalian pumpernickel.
- 100 grams of aleuronat bread, prepared after Ebstein's formula (containing 27.5 per cent. of carbohydrates and 32 per cent. of vegetable albumin; the aleuronat breads are very variably compounded).
- 35 grams of zwieback and simple coffee-cakes, made without sugar.
- 30 grams of English cakes of various sorts.
- 30 grams of "Eichel-cacao" (Stollwerck's).
- 50 grams of chocolate (Stollwerck's).
- 40 grams of chocolate (French make).
- 40 grams of chestnuts shelled or 60 grams unshelled.
- 35 grams of cane-sugar, brown sugar, or rock-candy.
- 35 grams of sweet preserves.
- 40 grams of fruit-sugar.
- 40 grams of milk-sugar.
- 50 grams of fruit-jam.
- 40 grams of honey.
- 40 grams of flour—wheat, rye, barley, buckwheat, millet, or oatmeal or cornmeal.
- 45 grams of bean, pea, or lentil flour.
- 35 grams of starch preparations, potato, wheat, or rice, starch, tapioca, sago, maizene, mondamin, etc.
- 35 grams of rice.
- 35 grams of farinaceous preparations—noodle, macaroni, oatmeal, grits, barley.
- 50 grams of lentils, peas, beans (weighed dry).

- 100 grams of green peas.  
 180 grams of new potatoes.  
 140 grams of winter potatoes.  
 120 grams of apples, pears, green gages, plums, damsons, mirabelles, apricots, cherries, grapes.  
 200 grams of strawberries, raspberries, gooseberries, mulberries, currants, blackberries, whortleberries, blueberries.  
 3 peaches.  
 40 grams of figs.  
 3 bananas.  
 A handful of walnuts, hazelnuts, almonds, or Brazil nuts.  
 $\frac{2}{3}$  liter of beer of any sort.  
 $\frac{1}{2}$  liter of sweet wine.

TABLE IV.

*Fourth Group.—Especially Valuable Foods.*

The great value of the following articles, of which, however, there is but a small choice, is due in part to the high percentage of protein and in part to that of fat. The proportion of albumin and fat is given for each 100 grams of the food-substance. Some contain carbohydrates also, the percentage of which is given for the sake of completeness, but its nutritive value is not counted.

100 Grams.	Protein.	Fat.	Carbo- hydrate.	Caloric value.
Vegetable oil . . . . .		100	. .	930
Butter . . . . .	1	85	0.5	830
Bacon (salt or smoked) . . . . .	10	76	. .	748
Devonshire cream . . . . .	2	57	2	538
Cream cheese (Gervais, Neufchâtel, Stilton, Stracchino, etc.) . . . . .	19	41	1	451
German sausage (Cervelatwurst) . . . . .	18	40	. .	446
Ham . . . . .	25	36	. .	437
Cheddar cheese . . . . .	28	33	2	422
Fat pork . . . . .	14	37	. .	400
Smoked ox-tongue . . . . .	24	32	. .	396
Fatty cheese (average) . . . . .	25	30	1.5	381
Yolk of egg . . . . .	16	31	0.5	354
Fat goose . . . . .	16	30	. .	345
Fat beef and mutton . . . . .	17	29	. .	337
Brie cheese . . . . .	19	26	1	320
Fresh water-eel . . . . .	13	28	. .	312
Smoked mackerel . . . . .	19	22	. .	382
Caviare . . . . .	31	16	. .	276
Cream . . . . .	4	23	4	230
Fat salmon (fresh or smoked) . . . . .	22	13	. .	210
Hens' eggs (weighed with the shells) . . . . .	12	10	0.5	142

**Seegen's Diet-list.**—*Allowed in any quantity:* Meat of every kind, smoked meat, ham, tongue, fish of every kind, oysters, mussels, crabs, lobsters, meat-jellies, aspic, eggs, caviare, cream, butter, cheese, and bacon. Of vegetables: Spinach, lettuce, endives, rosenkohl, pickles, green asparagus, water-cress, sorrel, artichokes, mushrooms, nuts.

*Allowed in moderate quantity:* Cauliflower, carrots, turnips,



cabbage, green beans, berries, such as strawberries, raspberries, currants, also oranges and almonds.

*Forbidden absolutely:* All foods made from flour or meal—bread is allowed in moderate quantities according to the physician's orders; sweet potatoes, rice, tapioca, arrow-root, sago, grits, legumes, green peas, cabbage, sweet fruits, especially grapes, cherries, peaches, apricots, plums, and dried fruit of every sort.

*Drinks—Allowed in any quantity:* Water, soda-water, tea, and coffee. Of wines: Bordeaux, Rhine wine, Moselle, Austrian and Hungarian table wines—in a word, all wines that are not sweet and that do not contain more than the average amount of alcohol.

*Allowed in moderate quantity:* Milk, bitter beer, unsweetened almond milk, lemonade without sugar.

*Forbidden:* Champagne, sweet beer, cider, fruit-wine, sweet lemonade, liqueurs, fruit-juices, water-ices, sorbets, cocoa, and chocolate.

Sir William Roberts' list<sup>1</sup> is as follows:

<i>Sanctioned.</i>	<i>Forbidden.</i>
Butcher's meat.	All saccharin and farinaceous foods.
Poultry and game.	Bread, potatoes.
Fish.	Rice, tapioca, sago, arrow-root, macaroni, etc.
Cheese.	Turnips, carrots, parsnips, beans, and peas.
Eggs.	Liver (contains much sugar-forming substances), and, for the same reason, oysters, cockles, mussels, which contain enormous livers.
Butter, fat, and oil.	
Broths, soups, and jellies made without meal or sugar.	
Cabbage, endive, spinach.	
Broccoli, Brussels sprouts.	
Lettuce, spring onions.	
Water-cress, mustard-and-cress.	
Celery.	
<i>Substitutes for Bread.</i>	
Bran-cake, gluten bread (and meal), almond meal, rusk, and biscuits.	The "pudding" of crabs and lobsters.
"Torrefied" or charred bread.	All sweet fruits, as apples, pears, plums, gooseberries, currants, grapes, oranges, etc.

#### BEVERAGES.

Dry sherry, claret, bitter ale.	Port and all sweet wines.
Brandy and whisky (in small quantities).	Sweet ales and porter.
Tea, coffee (no sugar), chocolate (made with gluten meal), soda-water, potassium bitartrate water.	Rum and sweetened gin.

<sup>1</sup> From Yeo, *Food in Health and Disease*, p. 398.

**Germain See** allows<sup>1</sup>:

1. All kinds of animal flesh, boiled or roasted. Ham, bacon.  
All kinds of fish, crustacea, oysters.  
Eggs, cheese (well kept).
2. Fats of all kinds, butter, lard, and sauces without flour.
3. Permits 5 ounces of bread or potatoes daily.
4. Also roots and green vegetables.
5. Saccharin to replace sugar.
6. Forbids *milk* as a general rule.
7. Considers the best beverages to be wines that are not sweet, and tea and coffee without sugar.
8. Recommends Vichy water before meals, especially in gouty cases.

**Dujardin-Beaumetz**<sup>2</sup> adopts with little modification the dietary of Bouchardat:

- "Strongly recommends the substitution of potatoes cooked in the oven for bread, even gluten bread; also the use of Soya bread.
- "Prescribes soups made with fatty substances and with poached eggs; also vegetable soups made with cabbage, onion, Julienne soup, but without turnips and carrots, and soups made with potato and leek.
- "Allows all kinds of animal food, fish, mollusks, and crustacea, and cautions against the use of sauces containing flour.
- "Recommends all kinds of fat.
- "Allows such vegetables as spinach, sorrel, French beans, lettuce, cabbage, asparagus, celery, artichoke, dandelion, and all salads.
- "Forbids beet-root, carrots, turnips, and allows only small quantities of onions and leeks.
- "Rejects all fruits but gooseberries.
- "Advises for beverages wine mixed with a natural alkaline water; light infusions of tea and coffee, if required, sweetened with glycerin, but without sugar and milk.
- "Also to relieve the thirst, bitter infusions, as of quassia and cinchona.
- "Milk he forbids entirely.
- "As specialties he recommends sardines in oil, *thon* in oil, *foie-gras*, caviare, and *filets d'hareng saure à la Norvègienne.*"

**Bouchardat's** list<sup>3</sup> is as follows:

<i>Sanctioned.</i>	<i>Forbidden.</i>
All kinds of meat (150 to 200 gm. of fat daily), cooked in any way, but without meal or sugar.	All substances rich in carbohydrates.
All kinds of fish.	Milk.
Lobsters, crabs, oysters.	
Snails.	
Eggs.	
Cream.	
Cabbage, lettuce, spinach, artichokes, asparagus, green beans, etc.	
Peaches and strawberries.	
Substitute for bread: gluten bread.	

<sup>1</sup> From Yeo, *Food in Health and Disease*, p. 398.

<sup>2</sup> *Ibid.*, p. 399.

<sup>3</sup> *Ibid.*, p. 399.



BEVERAGES.

Claret or Burgundy (for men 1 pint to 1½ pint daily).

**Cantani's** is a very exclusive diet-list:<sup>1</sup>

*Sanctioned.*

Meats and animal fats of all kinds (at all meals).  
 Fish of all kinds.  
 Lobsters.  
 Olive oil (instead of butter).  
 Eggs (in milder cases).  
 Substitute for bread: Pavy's almond cakes (only for convalescents who can not entirely dispense with bread).

*Forbidden.*

Liver.  
 Butter, as it contains traces of lactose.  
 Cheese.  
 Milk.  
 All farinaceous and saccharin foods absolutely.  
 All fruits.  
 All green vegetables and roots.

BEVERAGES.

Pure water.  
 Soda-water.  
 Persons habituated to the use of strong wines and spirits may add to the water 10 to 30 grams of pure alcohol daily.  
 Red wine.  
 Tea and coffee in small quantity in milder cases.

Lemonade.  
 Chocolate.  
 Vinegar.  
 Rum, cognac.  
 Tea and coffee (in severe cases).

**Ebstein**<sup>2</sup> maintains that every case should be individualized. The food he prescribes depends on the age and individuality of the patient. For thin persons he prescribes more fat than for corpulent ones.

*Early Breakfast.*—One cup of tea (black) without milk and sugar. White bread toasted, 30 to 50 grams; or brown bread, well buttered—butter, 20 to 30 grams.

The yolk of an egg, a little fat ham, or some German sausage (if required).

If any food is needed between this meal and dinner, let it be a cup of broth with the yolk of an egg.

*Dinner.*—Broth, with yolk of egg or marrow (the marrow-bone is boiled for half an hour to solidify the marrow). Some peptone may be added to the broth.

Meat (180 grams, free from bone), roasted, boiled, or stewed—beef, mutton, pork, veal, fowl, or venison (fat meat preferred).

Gravies, with cream or yolk of egg, not flour.

Or fish, with melted butter.

Vegetables, prepared with much fat; purées of leguminous plants. Salads dressed with vinegar and oil, and some cream.

The food should be well salted and spiced.

After dinner, a cup of coffee or tea.

*Supper.*—One cup of tea or broth.

Meat roasted, ham or cheese, or an egg, or fish, caviare.

Bread, 30 to 50 grams; with butter, 20 to 30 grams.

Apples, pears, and "stone-fruit" are allowed in small quantities.

<sup>1</sup> From Yeo, *Food in Health and Disease*, p. 400.

<sup>2</sup> *Ibid.*, p. 401.

## BEVERAGES.

He forbids absolutely the use of beer, limits the use of spirits, and allows about half a bottle of wine daily.

If the patient digests milk well, he allows it in moderate doses, especially cream.

**Düring's Diet.**<sup>1</sup>—This dietary differs from most others, and is founded on the theory that the most important factors in the causation of diabetes are a faulty diet and a disturbed digestion. Düring, therefore, insists only on a restricted diet and the selection of the most digestible foods.

*For Early Breakfast.*—Milk, with a little coffee but no sugar (some lime-water to prevent milk from becoming sour in stomach).

Stale white bread *ad libitum*.

Or oatmeal, barley, or rice gruel, made with water, a little salt, but no butter (if bread can not be borne).

*For Second Breakfast.*—White bread, stale and well-baked.

A lightly boiled egg.

Rice or oatmeal gruel, with or without milk, a breakfast-cupful.

Or half a glass of good red wine (with water in certain cases).

*For Dinner (taken between 2 and 3 o'clock).*—Soup, with rice, barley, or oatmeal.

Meat, roast, 250 grams (game, ham, and smoked meats, as free from fat as possible, are permissible), no condiments, no fatty sauces.

Compote of dried apples, plums, cherries.

Dried peas or white beans in some cases.

Green vegetables, asparagus, French beans, carrots, cauliflowers, cabbages (boiled in water with salt, not with fat or stock).

Dessert of a little raw fruit, apples, cherries, and one small glass of red wine diluted with water.

*For Supper (about 7 P. M.).*—Gruel of barley, oatmeal, or rice, with salt (but no butter) and strained. In some cases may be made with milk.

Ice or iced water to relieve thirst between meals.

Düring lays great stress on the mode in which these vegetable foods are prepared; he mentions especially that the cereals used for making gruel and the legumes are, before being cooked, to be steeped for some time, and boiled long enough to make them more easily digestible. The following list of dishes that the diabetic patient may eat, even when on a strict régime, shows the considerable variety of foods that are accessible to him. Düring divides them into those to be taken for breakfast, for dinner (early), and for supper:

*Breakfast.*—Eggs, boiled, buttered, poached, and served in purée of green vegetable (spinach, lettuce, Brussels sprouts, etc.).

Curried eggs.

Omelette de jambon.

Omelette, savory.

Ham or bacon, cold or grilled.

Brawn.

Spiced beef.

<sup>1</sup> From Yeo, *Food in Health and Disease*, p. 402.



Kidneys, grilled with purée of green vegetables.

Grilled bones.

Finnan haddock, grilled and eaten with fresh butter.

Sole, fried in butter, or grilled and eaten with fresh butter.

Herring, fresh, fried or grilled, and eaten with butter or with mustard sauce.

Mackerel, kippered.

Salmon, smoked.

Cod's roe, smoked and grilled, eaten with fresh butter.

Mushrooms, stewed.

*Beverages:* Tea, coffee, cocoa, with or without *saccharin* and cream, or cream and Apollinaris water, or hock or claret and seltzer water.

*Dinner (better if taken early).*—Soups: Purées of green vegetables (as spinach, sorrel, lettuce), celery, Julienne, tomato, game soup, hare soup, bisque soup, clear turtle, clear soups with savory herbs or with grated Parmesan cheese, or with poached eggs; *crème de Volaille*. (Care must be taken not to use any thickening of starch, or any sugar or sweet wine.)

Fish: Oysters (variously cooked or raw); sole, boiled, grilled, fried, or cold fillets with aspic jelly; salmon, grilled in slices with boiled cucumber and savory sauce, or boiled or water-douched; turbot, cod, mullet, etc.

Crab and lobster with green salad. Green salads with cream and oil dressing may be served with any of the following:

Beef, mutton, pork, veal, goose, turkey, chicken, duck, game, wild fowl, hare, rabbit, sweetbreads. These may be cooked in a variety of ways—*e. g.*, mutton cutlets or pork chops with purée of tomatoes, spinach, or lettuce; pheasant, boiled, with celery sauce; chicken, game, and other meats may be served cold with aspic jelly and pickles or cucumber, or made into rissoles with parsley and other savory herbs.

Vegetables, green, in purées with meat gravy or cream: Lettuce, spinach, sorrel, Brussels sprouts, turnip greens, Scotch kale; asparagus, green, with plain melted butter and tarragon flavoring; French beans, tomatoes, stewed with meat gravy; and mushrooms, grilled.

Gooseberry or green-currant fool, custard pudding, almond pudding, junket.

*Supper.*—Any of the meats or fish, cold or grilled, already mentioned, with salad and cream, or other rich cheese; lobster mayonnaise; omelets, savory, au jambon; cauliflower au gratin; foie-gras, chicken, deviled ham, turkey, and French beans; custard pudding; sardines, caviare, or Finnan haddock on gluten bread toast.

Much ingenuity may be usefully applied to varying the mode of cooking and serving these various articles of food. The several diabetic substitutes for bread may be utilized in the preparation of many dishes.

#### GOUT AND GOUTINESS.

Sydenham said: "Great eaters are liable to gout, and of these the costive more especially. Eating as they are used to eat when in full exercise, their digestion is naturally impaired. Even in these cases simple gluttony and the free use of food, although common incentives, by no means as frequently pave the way for gout as reckless, inordinate drinking." This statement is as near the truth as anything that has been said since.

The **causes** of gout are to be considered then as due to the following:

1. **Alcoholism**, of which Garrod wrote : " With an absence of alcohol in any shape, coupled with an absence of hereditary predisposition derived from alcohol-drinking ancestors, gout would practically be unknown."

2. **Overeating**, which some observers have placed on a level with overdrinking ; the one usually, however, accompanies the other in those who suffer from " exposure to luxury." Food unearned by physical exertion is the food that usually causes the trouble, although gout occasionally occurs in athletes who take an abundance of exercise. The latter class of patients generally suffer for the sins of their ancestors, for gout follows the old Mosaic law.

3. **Heredity**.—Gout, as is well known, is a family disease, and presents itself either as true gout or in the form of an arthritic or rheumatic tendency.

4. **Indigestion** is a potent factor in the causation of gout. It has been said that " Gout is generally acquired with the help of a sound stomach," but the stomach rarely remains sound for any length of time.

5. **Constipation** is a factor not to be overlooked. The gouty not only prove to be costive, but suffer from the effects of the constipation, a fact to be borne in mind in arranging diet-lists for the gouty.

6. **Workers in lead** are especially prone to gout. **Mental work**, while it does not cause gout, may lead to it indirectly. As Ewart says : " It does not fulfil the letter of the law that we shall earn our own bread by the sweat of our brow."

A discussion of the many theories advanced as to the causation of gout is beyond the province of this book, and would lead us out of the field of dietetics. For these reasons the reader is referred to the text-books on the subject, and to the works of Garrod, Duckworth, Ewart, and others.

The arrangement of the diet for the gouty is attended by many difficulties. The disease itself must be understood thoroughly, and the constitution, disposition, and habits of the patient must all be taken into consideration. If he is afflicted with any of the diseases to which the gouty are prone, these diseases must also be taken into account, for, as will be pointed out, they influence largely the choice of the diet.

In general it may be stated that a varied and simple diet of plainly prepared foods is the best. Sydenham wrote : " The more closely I have thought upon gout, the more I have referred it to indigestion." This suggests the second indica-



tion—the relief of dyspepsia. Anything that will improve the digestion of the patient will add to his comfort.

The nitrogenous food-stuffs, especially those of animal origin, when taken in considerable quantity, cause an increase in the amount of urea, and indirectly of uric acid, in the system. The non-nitrogenous foods, while they will not cause gout, can not be regarded as the most suitable diet, since life can not be sustained without the ingestion of sufficient protein. If an attempt is made to obtain sufficient protein material by employing a diet of vegetables, bread, and the like, the digestion will be overtaxed and more harm than good be done. Regarding proteins, it may be stated that moderate quantities of plainly cooked, easily digested meats may generally be allowed.

Starchy foods are not especially harmful to the average gouty patient, providing he is free from glycosuria and obesity. Sugar is, as a rule, contraindicated in all cases, owing to the acid fermentation that is apt to follow its ingestion. In some gouty dyspeptics both starch and sugar give rise to unfavorable symptoms. If there is no indigestion, they may be allowed in moderation.

Fat, as a rule, is to be avoided; this will, however, be governed by the amount of indigestion it causes. This last rule holds true of any form of food. Browned fat is the form digested with most difficulty, and for this reason fried foods, such as fish, bacon, etc., as well as the browned fat from roasted meats, should be avoided.

Sir W. Roberts suggests that gouty patients use salt sparingly, whereas in lithuric subjects he advises that it be used in as large quantities as the palate will tolerate.

Water in large quantities is usually advisable. It may be taken hot, with the meals, with very good results. If it interferes with digestion, it may be taken between the interval of eating, when the stomach is empty.

The so-called purin bodies have received considerable attention of late in connection with gout, lithemic conditions, and in asthma and eczema. The purin group consists of the chemical compounds containing  $C_5N_4$ . Uric acid is the most important of these, but there are others, as xanthin, hypoxanthin, caffein, thein, theobromin, guanin, and adenin. The purin bodies found in the urine may be either endogenous in their origin, that is, those formed in the body, or exogenous, as those taken into the body in the food. The principal foods containing purin bodies are meats, fish, peas, beans, asparagus, onions, mushrooms, tea,

coffee, chocolate, and perhaps oatmeal. Milk, cheese, butter, and eggs do not contain purin bodies. Eggs cause an increase in the amount of uric acid excreted, whilst alcohol affects individuals differently in this respect.

The following tables, taken from Walker Hall's book, "The Purin Bodies of Food Stuffs," show the amounts of purin bodies in various food materials :

	Percentage of purin nitrogen.	Average percentage of nitrogen.	Calculated as purin bodies.	Undried as grams per kilo.	Purins as grains per pound.
Cod . . . . .	0.0219	0.0233	0.0582	0.582	4.074
Plaice . . . . .	0.0334	0.0318	0.0795	0.795	5.565
Halibut . . . . .	0.0405	0.0408	0.1020	1.020	7.140.
Salmon . . . . .	0.0482	0.0466	0.1165	1.165	8.155
Tripe . . . . .	0.0235	0.229	0.0572	0.572	4.007
Australian mutton . . . . .	0.0365	0.0386	0.0965	0.965	6.755
English mutton . . . . .		0.0411			
Loin of veal . . . . .	0.0454	0.0465	0.1162	1.162	8.137
Neck of veal . . . . .	0.0300				
Loin of pork . . . . .	0.0485	0.0485	0.1212	1.212	8.487
Neck of pork . . . . .	0.0257	0.0227	0.0567	0.567	3.969
Ham . . . . .	0.0505	0.0492	0.1155	1.155	8.085
Ham fat . . . . .	0.0419				
Ribs of beef . . . . .	0.0455	0.0455	0.1137	1.137	7.959
Sirloin of beef . . . . .	0.0506	0.0522	0.1405	1.305	9.135
Steak . . . . .	0.0826	0.0826	0.2065	2.066	14.455
Liver . . . . .	0.1125	0.1101	0.2752	2.752	19.264
Thymus (sweetbread) . . . . .	0.4025	0.4025	1.0063	10.063	70.431
Chicken . . . . .	0.0546	0.0518	0.1295	1.295	9.065
Turkey . . . . .	0.0504	0.0504	0.1260	1.260	8.820
Rabbit . . . . .	0.0305	0.0380	0.0970	0.970	6.314

Certain meats appear richer in purins than others but with the exception of liver and sweetbread, when the amount of each sort necessary to provide the requisite amount of protein or the feeling of satisfaction, is calculated, there is not much difference between the species.

The legumes—oatmeal, asparagus, and potatoes—it will be noted contain some purin bodies.

Various beverages contain purin bodies, especially tea, coffee, and cocoa.

	Purin bodies (grains per pint).		Purin bodies (grams per liter).
Tea . . . . .	1.2	Lager Beer . . . . .	0.125
Coffee . . . . .	1.7	Pale ale . . . . .	0.145
Chocolate . . . . .	0.7	Porter . . . . .	0.155
Cocoa . . . . .	1.0		



There have not been many analyses made with a view of determining the amount of purin present, but the following table shows the result in a few of the commoner vegetables :

	Percentage of purin nitrogen.	Percentage calculated as purin bodies.	Grams per kilo.	Grains per pound.
White bread . . . . .	No trace.			
Oatmeal . . . . .	0.0212	0.0530	0.530	3.4563
Rice . . . . .	No trace.			
Pea meal . . . . .	0.0156	0.0390	0.390	2.5413
Beans (haricot) . . . . .	0.0250	0.0637	0.6375	4.1661
Lentils . . . . .	0.0250	0.0637	0.6375	4.1661
Lentils (malted) . . . . .	0.0150	0.0375	0.3755	2.3340
Potatoes . . . . .	0.0008	0.0020	0.0200	0.1400
Onions . . . . .	0.0031	0.0090	0.090	0.0630
Tapioca . . . . .	No trace.			
Cabbage . . . . .	"			
Lettuce . . . . .	"			
Cauliflower . . . . .	"			
Asparagus (cooked) . . . . .	0.0086	0.0215	0.215	1.5050

After two years study von Noorden has recently published his observations on the toleration of gouty patients for food containing purin bodies.<sup>1</sup> He first places his patients upon a diet free from purin bodies and then estimates the endogenous uric acid. Then 400 grams of beef, weighed raw, are given on two successive days, 150 grams at breakfast and 250 grams at noon. Each 400 grams of beef may be estimated as containing (according to von Noorden) 0.24 grams of purin bodies, half of which disappear in the body, but the remainder should be eliminated in the urine either as uric acid or purin bases. Normally the elimination of this amount takes place during the two days of the experiment or a day or two later, but in gout there may be a considerable retardation. If there is retention of purin nitrogen in the body the amount of food containing it should be reduced. A patient will often tolerate smaller amounts with complete elimination when larger amounts cause retention. The tolerance and allowance of purin bodies may thus be determined, and the case studied much in the same way as the tolerance for carbohydrates is followed in diabetes.

**Preventive Treatment.**—Individuals with a gouty tendency will do well to follow a dietary such as is suggested for chronic gout. Children of gouty parents or of gouty ancestry should receive a carefully regulated diet from childhood. Sugars

<sup>1</sup> *Berliner Klinische Wochenschrift*, October 9, 1905, p. 1297.

should invariably be used sparingly, and all sweets must be avoided. Alcohol should be prohibited, and tea and coffee taken only moderately, if at all. In a general way a simple varied diet should be advised. This caution will not, however, as a rule be observed unless an attack of the disease has occurred.

**Diet in Acute Gout.**—The diet for the *young* and *plethoric* differs from that for the *old* and *asthenic*.

*In a primary paroxysm* the food should be light and preferably in fluid form. Milk, bread and milk, farinaceous foods, rice, plain tapioca or sago pudding, thin mutton or chicken broth, and gruels may be allowed. Weak tea, if desired, may also be given. Alcohol, jellies, gelatin, and the like are to be avoided. After a day or two, if there is hunger, a small quantity of boiled (white) fish and a small amount of well-cooked, mealy potato may be allowed. The return to a regular diet should be made slowly and cautiously. In the aged, who have been accustomed to liberal stimulation, this light diet will not suffice. In these cases, in addition to the foregoing, the white meat of chicken or fish or other easily digested meat may be given. When, as often happens, stimulation with alcohol is necessary, two ounces of a well-matured, pure whisky, well diluted, may be given in twenty-four hours. If more than a trace of albumin appears in the urine, or if the pulse tension is high, the alcohol should be given in as limited an amount as possible.

The return to the customary diet should be made gradually, and the food given be suited to the patient's condition. Only plain, well-cooked foods should be allowed, all indigestible dishes and pastry being forbidden. Eggs, sweetbreads, chicken, turkey, partridge, squab, and the like may be permitted.

**Diet in Chronic Gout and Goutiness.**—The gouty patient should be given definite directions as to what is allowable, and if he can be taught to have an eye to the future, he may be permitted to manage his own diet to a very large extent. As has been well said, "A man after forty is either a fool or his own physician."

The diet here also is to be made up of simple, plainly cooked food, all rich and indigestible dishes being prohibited. There is often a peculiar personal idiosyncrasy in regard to certain articles of diet, and this will largely influence their use. As a rule, however, the following outline will suffice for the guidance of the patient :

Soups of the plainest sorts may be taken, especially those consisting largely of vegetables. Yeo has suggested the use of



vegetable purées to which beef-extract has been added to give them a flavor of meat. Milk is valuable in all cases, and where it disagrees it may be skimmed, peptonized, or diluted with a carbonated water. Bicarbonate of soda may be added when it is desired to make the milk alkaline. One to five grains to the ounce should be used, according to requirements.

Meat and fish may be taken daily, preferably not at the same meal. Fresh beef, mutton, and the like are the most suitable meats, and poultry may be allowed for the sake of variety. Eggs may be taken in moderation.

Twice-cooked meats should be avoided, as should dried, smoked, or pickled meats, as well as pork and veal. Garrod allows bacon at breakfast, but fats are, as a rule, to be avoided. Under special conditions, when the patient's nutrition is poor, they may be given if tolerated.

Only the lighter varieties of fish should be given, boiled being preferred to fried fish. Oysters and clams may be taken, the hard portion being discarded. Salt fish, as well as mackerel, salmon, eels, and all other heavy fish, should be prohibited. Crabs, lobster, shrimp, and the like, as well as sauces, are usually to be avoided.

Vegetables when they are easily digested, may be permitted. Peas, beans, potatoes, artichokes, salsify, onions, turnips, greens, cauliflower, and cabbage are all allowable, as are likewise celery, lettuce, and similar green vegetables. Carrots and beets, because of the sugar they contain, and asparagus, tomatoes, rhubarb, and sorrel, on account of their acids, are best avoided. All preserved and pickled vegetables, as well as the coarse and fibrous portions of all vegetables, are to be omitted from the dietary.

Fruit is best taken in the morning or during the interval between meals. It should, as a rule, be avoided during the latter part of the day, after full meals, or with wine. Among the most suitable fruits for the gouty are oranges and grapes. Baked apples or stewed fruit may be taken. The sweet juice of the latter is, however, best avoided. Garrod advises the avoidance of all stone fruits, but allows baked apples and pears, and strawberries sparingly. Fothergill suggested that bicarbonate of soda be taken with stewed fruit to correct the acidity. Opinions differ regarding the use of fruit by the gouty. If any particular fruit disagrees with a patient, it should, of course, be avoided. Patients often manifest idiosyncrasies respecting fruits, and these furnish a guide as to their suitability.

If there is tendency to gouty attacks, a return to a milk diet

for a few days or to a very simple milk and gruel diet, is often effective. This may also be employed with advantage in gastrointestinal disturbances of gouty origin. Passive exercise and massage are beneficial in this connection.

Duckworth gives the following dietary, devised by N. W. Jackson, who remained free from gout by adhering to it :

8.15 A. M. :	10 ounces	hot water.
8.50 A. M. :	16 "	coffee with hot milk.
9.00 A. M. :	6 "	bread and butter (six drams) ; four lumps of loaf-sugar ; salt.
1.00 P. M. :	Meat,	about half a ration with little fat—no browned fat ; potatoes with or without green vegetables ; a little, if any, mustard, no pepper.
	11 ounces	of cold water, freed from lime by boiling.
5.00 P. M. :	11 "	hot water.
6.00 P. M. :	16 "	tea, with pinch of sodium bicarbonate.
	6 "	cold milk in the tea.
	6 "	cold milk alone ; bread and butter (six drams) ; toast and butter ; loaf-sugar (two lumps) ; a large piece of cheese ; salt.
9.00 P. M. :	11 "	hot water.
	Total of	—
	fluids,	93 ounces.

The following diet, adopted with advantage by a medical man who suffered from gout and gravel, was published in the *Practitioner* (Yeo) :

7.30 A. M. :	10 ounces	of very hot water.
8.00 A. M. :	Breakfast—	Equal parts of weak tea and milk, a small quantity of white sugar, a slice of fat bacon without a strip of lean, bread, and fresh butter.
1.00 P. M. :	Milk pudding,	rice, sago, tapioca, macaroni, blanchmange, and small biscuits, with butter. Ten ounces of hot water.
4.00–5.00 P. M. :	10 ounces	of hot water.
6.00 P. M. :	Dinner—	White fish or fowl (usually boiled), greens, bread (no potatoes). Claret, 7 ounces.
8.00–9.00 P. M. :	10 ounces	of hot water.

**Saline Springs.**—Visits to mineral springs and the taking of mineral waters at home often exert a happy influence over some cases of gout. The nature of the water seems to be of secondary importance, for it seems to be the water, and not the salts contained in it, that is helpful. The relation of the various salts to gout is not thoroughly understood.

The following points, regarding the choice of a spring, are given by various authors :

For acute and periodic attacks of gout : Assmannshausen, Ems, Neuenahr, Royat, or Vichy.

For the plethoric and robust, where there is a strong heredi-



tary predisposition or where there is stomach, intestinal, liver, or kidney disease: Carlsbad or Marienbad.

For chronic and debilitated cases: Kissingen, Homburg, Baden-Baden, Bourbonne-les-Bains, Harrogate, or Wiesbaden.

For long-continued domestic use in mild cases: Gieshübel, Salvatorquelle, or Vals.

Among the American springs may be mentioned: Hot Springs, Va.; Hot Springs, Ark.; Hot Springs, N. C.; Mt. Clemens, Mich.; Las Vegas, N. M.; Sweet Springs, Pa.; Capon Springs, W. Va.; Glenwood Springs, Colo.; Coronado Springs, Colo.; Saratoga Springs, N. Y.; White Sulphur Springs, W. Va.; Bedford, Va.

Osler recommends the following: *American*—Saratoga, Bedford, and White Sulphur. *English*—Buxton and Bath. *French*—Aix-les-bains and Contrexeville. *German*—Carlsbad, Wildbad, and Homburg.

**Alcohol and Gout.**—There is probably but little doubt as to the injurious effect of alcohol in gouty subjects, and it serves not only as a predisposing factor, but as an exciting cause. If the patient has never used alcohol or used it but sparingly, and if it is not needed especially as a stimulant, it should be excluded entirely from the diet. On the other hand, if the patient has been habituated to the use or abuse of alcohol, its withdrawal is often followed by serious consequences. This is most true in those who are weak, whose circulation is poor, or whose stomach demands an alcoholic stimulant before it begins work. Sydenham said: "The old saw is that if you drink wine you will have the gout, if you do not, the gout will have you"—in other words, "while it may be good for the patient, it is bad for the disease."

Alcohol is contraindicated in acute gout except in the weak and aged. In subacute gout and in chronic gout alcohol should be avoided wherever possible. When its use is necessary, the best form of alcohol for these patients is undoubtedly well-matured pure whisky sufficiently diluted with water. The daily allowance should be placed as low as possible—two ounces or double that quantity in some cases should ordinarily suffice. Good old brandy or gin may be substituted for the sake of variety. Wines and malt liquors are best avoided, but curious idiosyncracies in regard to them exist. The choice of a wine for the gouty is a matter of personal taste and experience. All very sweet or acid wines are injurious. Ewart gives the following rules for choosing wines, and says that the best are those with a "moderate percentage of alcohol and of ether; least pos-

sible degree of acidity ; freedom from unfermented sugar, as far as that is consistent with a natural unadulterated condition ; freedom from tannin ; genuineness as to vintage, or at least to derivation ; mixed wines do the most harm ; and lastly, matured age."

Good claret or a dry Moselle is perhaps the best, while champagne is perhaps the most injurious, wine for the gouty. This last, however, as most every variety of wine, has some enthusiastic advocates.

Tea and coffee may be allowed, but it is desirable that they be given unsweetened and not too strong. If, however, sweetening is thought advisable, as it usually is, tablets of saccharin may be used in place of sugar.

The **special diseases of the gouty** requiring particular attention are the following :

**Gouty Glycosuria and Diabetes.**—While a restricted diet is not desirable in these cases, large quantities of meat and heavy breads are generally productive of more harm than good. Very often, if the gouty condition receives proper attention, the glycosuria will be lessened or may even disappear entirely. A moderate quantity of meat and fish, with well-toasted bread, brown bread, pulled bread, rice, macaroni, and the like, in moderation are to be allowed, together with milk, cream, and fatty foods. If symptoms are present, a milk diet for a short period will usually be found beneficial. It is often well in these cases, even when the symptoms are not urgent, to give an occasional diet of milk.

**Gouty Albuminuria.**—In this condition the most suitable diet is one containing but a moderate quantity of meat of the least irritating character, such as the white meat of chicken, steak, chops and roasts. The meat should be lean. The white meat of boiled fish of the lighter varieties and the more easily digestible vegetables may also be permitted. Whenever the amount of albumin in the urine is very large, or when there are symptoms of nephritis, a milk diet may be given for a few days or a week at a time.

**Acid Gouty Dyspepsia.**—This is one of the most serious and most troublesome of the gouty affections. Many cases require a milk diet, and it may be necessary to peptonize the milk partially or completely. Peptogenic milk powder or one of the infant foods may also be used. Malted milk, albuminized foods, or the malted foods may be utilized.

In the less severe cases, lean meat and fish may be allowed in small quantities. Well-prepared vegetables may be given



sparingly, while starches and fats are usually best avoided. The management of these cases is essentially the same as if gout were not present.

**Gouty Obesity.**—The management here is similar to that in other conditions. Ebstein regards obesity in the gouty as an unfavorable symptom, and recommends meat and fat and reduces the carbohydrate food to the smallest possible amount. His theory is that the fats protect the metabolism of the proteins to a smaller degree than do the starches and sugars. Sugar should be reduced, and only as little liquid as it is possible to get along with should be allowed. Some authors recommend alcohol in small quantities. Duckworth gives a small amount of red Bordeaux wine mixed with a little water. Open-air life—horseback riding or other outdoor exercise—is advisable. An occasional visit to Marienbad, Carlsbad, or a similar resort is often beneficial.

#### RHEUMATOID ARTHRITIS (ARTHRITIS DEFORMANS).

In this disease the diagnosis should be carefully made, as it is important that the patient receive a supporting diet, and not the restricted diet of the rheumatic and gouty.

Diet apparently plays no part in the etiology of the disease. As in any chronic disease interfering with active exercise the digestion is apt to be below normal, and care must be taken that the food be digestible and taken in sufficiently small quantities. Heavy foods and indigestible articles should be avoided, as the patient must needs lead a sedentary life; as a result of the latter constipation is apt to exist, and must be corrected.

Garrod recommends a considerable quantity of meat to be taken in a well-mixed diet. Alcohol has apparently no influence on the disease, and either spirituous or malt liquors may be used, if desirable, to support the patient's strength. The chief dietetic indication is the avoidance of anything that will cause indigestion.

#### OBESITY.

Obesity is one of the conditions for which the physician is frequently asked to prescribe a diet cure. He should, therefore, be thoroughly informed concerning its causation, its management, and the reasons for and against reducing any given case.

There is probably no condition that has been more widely discussed by laymen of both ancient and modern times than obesity, for no disease is more thoroughly associated in the lay

mind with its proper causes and its relations to diet than this "oily dropsy," as Byron calls it. Among the better known examples that have been mentioned in fiction are Silenus and his son Bacchus, as well as the more modern Falstaff. Many historic characters were hampered by obesity. Epaminondas, the Greek senator, the Minstrel of Megara, with a three-yard girdle, and Eglon, king of Moab, are familiar examples. Chesterfield said: "Obesity and stupidity are such constant companions that they are considered synonymous." There have, however, been numerous examples of men of extraordinary mental ability and even activity who were obese, but we are all inclined to remember the fat boy in Dickens' "Pickwick Papers," who did nothing but eat and sleep.

The accumulation of fat is associated with increasing years, but it is by no means confined to either old or middle age, as is exemplified in the fat children familiar to all; extreme obesity may be a plague even of infants. Chambers is said to have reported a case that he saw on exhibition at Manchester—a babe that weighed 90 pounds at six months. Numerous cases are on record where babes of this age weighed as much as forty pounds.

From Hippocrates' time down to the present day directions have been given for the cure of this troublesome condition. Shakespeare gave the essentials of the treatment and stated the dangers of obesity when he wrote:

"Make less thy body hence, and more thy grace.  
Leave gormandizing; know the grave doth gape  
For thee thrice wider than for other men."

With Justus von Liebig's work came a better understanding of the formation of fat in the body, and while there are still very diverse opinions on the subject, the condition is, in the main, fairly well understood. In 1850 Chambers warned against fat, bread, and potatoes. In 1863 Mr. Louis Banting, an Englishman, published a letter giving an account of a method of diet that he had employed on himself with great benefit. This method was that of Harvey, who was Banting's physician. Harvey's name was withheld at the time, and as a result the name of Banting has become associated with reduction cures and obesity. Ebstein published his work in 1882, and there have been numerous authors and physicians who have formulated methods for, or made suggestions concerning, the treatment of obesity. Oertel was the first to point out that



there was a close relation between obesity and weak heart, and he made abundant contributions to the literature on the correct management of these diseases.

The **causes of obesity** are so well known as to require only passing mention. About 50 per cent. owe their primary origin to hereditary causes. Women are more frequently affected than men. With the advance of years, in some there is a tendency to accumulate fat. Overeating and over-drinking have been named as causative factors, especially when combined with a quiet, sedentary life.

The fats and the carbohydrates are the principal elements in the diet that are apt to be converted into fat; but proteins also, if the supply exceeds the demand and assimilation is active, will be converted into body-fat and stored up in the subcutaneous tissues. The liver and the heart are also converted into storehouses for fat, and later there may be a fatty degeneration of both organs, as well as of the coats of the arteries.

The dangers accompanying the excessive accumulation of fat are manifold, and include a large number of diseases that may be influenced by it either directly or indirectly. These will be discussed when the indications for reducing the weight of patients are considered. Weak heart, anemia, gout, and diabetes are among the most frequent diseases associated with obesity.

**Treatment.**—It is necessary, in attempting to treat this condition to distinguish between the cases that are plethoric and those that are anemic. One should, moreover, consider each case carefully, before reduction is decided upon. The condition of the blood, of the heart, and of the liver, and the rate of increase in the patient's weight, should all be considered.

The general appearance of the patient—whether the symmetry of the body is preserved or whether it is distorted by fat-deposits—is also to be studied. More important still is the condition of the functions of the body and the state of the nervous system. Of especial value is it to learn the amount of disturbance of respiration and of circulation.

The age of the patient is a factor of paramount importance. In persons under twenty reduction cures should not, as a rule, be used, but the diet should be so arranged that there will be no increase in the amount of fat deposited. When the weight is to be reduced, it should be done very gradually, and when from five to fifteen pounds have been lost, a season of rest should follow. The period of restricted diet should not exceed four or five weeks.

The reduction of patients from twenty to fifty years or older may be undertaken if other circumstances warrant it; this will be considered later.

During and even a little preceding the period of senescence reduction should not be permitted. The physical condition of the patient, rather than the number of years, should be the guide, for some persons grow old earlier than do others. The condition of the arteries is a good guide to senility, based on the dictum that a man is as old as his arteries. In persons in the decline of life reduction generally hastens very materially the breaking-down of the bodily forces.

The following suggestions concerning the various grades of the disease and their fitness for reduction cures will be found useful :

Advanced cases—and they may be judged from their general appearance and condition of health—are, as a rule, fit subjects for reduction.

In those who have been fat all their life or who have been fat for several decades, and who are approaching old age, a reduction cure should not be undertaken.

Average cases, where the weight is from thirty to fifty pounds above the average for their age, sex, and condition in life, should not be reduced if they are aged. If the extra weight is well borne, they do not need it, and the diet should be so arranged as to prevent any further increase. If there is any reason to fear disease, they should be reduced. If the patient takes a great deal of exercise, uses any quantity of alcohol, or is given to excesses in eating, or, in fact, anything, he should be reduced, for the chances are that he will accumulate fat as time goes on or will become the subject of disease which his obesity will aggravate. Rapid reduction in these cases is bad as a rule, and it should be slow and systematic.

Slight degrees of obesity, where the body weight is from ten to thirty pounds over the average, do not need reduction, but only a careful regulation of the diet and mode of living, so as to prevent any further deposits of fat.

The question of reducing some of these patients must be considered, for while they unquestionably do perfectly well on a limitation of their increase in weight, still the question of personal appearance is an all-important factor with many women. It is more often the case with those slightly above the average than for those who are very obese, as the latter have become accustomed to their fat and are usually resigned



to it. If these patients are not reduced the necessary few pounds, they will go to one physician after another until they find some one who will—generally a quack who may do more harm than good by his methods and advice. When the personal appearance can be used as an argument for the regulation of the diet and the manner of living, the physician has a hold upon the patient that he can scarcely get by any other means, and he may often prevent an accumulation of a troublesome amount of fat in after years by the careful instruction of the patient in the art of living as it must be practised by that particular individual. As Ebstein puts it, "Corpulence can only be permanently cured by a permanent change of life and diet, regulated by physiologic principles."

There are certain objections that may be raised to reduction in women. The loss of the abdominal fat may lead to constipation, to hernia, to gastroptosis, to dislocation of the kidney, and even of the uterus. Von Noorden states that these patients may develop gall-stone colic, which probably results from the pressure of the clothing on the liver, causing interference with the flow of bile, and consequently favors the formation of gall-stones. So long as the patients are obese the pressure exerted by the clothing is usually trifling and does not fall directly on the liver. These objections to reduction cures in women are more marked in mild than in the more advanced cases.

A much discussed point is whether it is possible to reduce any special part of the body more rapidly than the remaining parts. This is a method often sought by women who have borne several children and who have large deposits of fat in the abdominal walls, causing an unsightly prominence of the abdomen. If the fat is reduced slowly, every part of the body, including usually the abdomen as well, will be reduced simultaneously. If it is reduced rapidly, it seems to be removed principally from certain parts of the body, as the neck, breasts, arms, and calves of the legs. Certain advocates of massage claim that the massage of the parts will cause a more rapid reduction. Von Noorden had one arm of an obese patient massaged for six weeks. At the end of that time the arm that had been massaged had increased one and one-half centimeters in circumference, whereas the arm that had not been massaged remained the same.

Massage of the abdomen during a reduction cure may exert a beneficial effect by relieving the constipation, which is apt to be troublesome. Exercise is still more potent, particularly for

reducing the abdomen. This is accomplished by standing erect and then bending forward in an effort to touch the toes with the tips of the fingers. Too much should not be expected from this, even when persisted in faithfully.

When disease exists together with obesity, a reduction cure is often indicated, and it is frequently the most important part of the treatment, although it is one that is too often overlooked. In such cases a reduction of the amount of fat may not only render the patient more comfortable, but in many cases may be the direct means of prolonging the patient's life and period of usefulness. In these cases reduction is not to be regarded as a weakening process, the reverse being true—the patients usually grow stronger as their weights grow less. It must be borne in mind, however, that each case is to be studied carefully and treated individually, for no general rule can be made to apply to every case that comes under the physician's care. This applies not only as to the question of reduction, but also to the manner in which this is to be accomplished.

**Diseases Combined with Obesity.—Diseases of the Circulatory System.**—To Oertel belongs the credit of pointing out the great benefits to be derived from a rational method of treating affections of the heart when combined with obesity. Benefit follows not only in patients with valvular lesions, but in those suffering from other diseases as well. Among these conditions may be mentioned arteriosclerosis, myocarditis, degeneration of the heart muscle, the so-called fatty heart, aneurysm of the aorta, and those diseases of the chest or respiratory organs that interfere with the circulation.

The reduction of the body weight in these cases, it should be understood, does not alter the character of the lesion itself, but it lessens greatly the work of the heart, and permits of more complete oxidation of the blood. It is of especial value in those cases where the existence of the lesion itself is not incompatible with the life of the patient so long as he is kept in reasonably good condition. If reduction is undertaken before there is any failure of compensation, the results are, as a rule, very gratifying. If compensation is on the verge of rupture, or if it has actually begun, it may often be checked to a remarkable degree and sometimes averted altogether. Reduction may work wonders even in what at first seem to be very severe cases. In the hopeless cases it is useless to attempt it. One should not, however, be too hasty in deciding that a case is hopeless, for even very serious cases may be relieved.



The suggestions for treatment made by Oertel are most useful, and will be given further on. For patients where compensation is perfect, but whose bodies are obese to a degree that seems to the physician to indicate danger, a rapid reduction cure may be instituted. Where there is beginning failure of compensation, Groedel, of Nauheim, von Noorden, and others recommend large doses of digitalis, to be followed by a somewhat rapid reduction. This may be effected by any method, but, according to the authors just named, those methods involving the use of salines should be avoided. The amount of fluid, as well as the food, must be limited. The reduction is best undertaken at a sanitarium. For the first few weeks four or five pounds a week may be removed, and after that about that many a month.

The worst cases are those in which edema occurs together with obesity. In these cases, as a rule, not much is to be hoped for, and a reduction cure in the ordinary sense of the word should not be undertaken. These patients do not generally have any great desire for food, and hence the amount of liquid consumed should be the point of especial consideration. The heart should be stimulated, and later, if possible, exercises should be begun. Digitalis is, of course, of the greatest use in these cases. The food need not, as a rule, be limited, unless, as improvement sets in, fat be deposited; this is not, however, apt to be the case.

**Diseases of the Respiratory System.**—These are to be considered principally in their relation to the circulation, and what has been said of heart diseases applies with equal truth to these. The most frequent respiratory disturbances are adherent pleurisy and emphysema. A kyphosis, by compressing the chest space, may also prove troublesome. A reduction of the body weight often brings about a marked improvement in these cases.

**Bronchitis** in fat, and especially in elderly, patients is apt to be very troublesome. In many patients a very resistant bronchitis, which does not yield either to drugs or to climatic treatment, occurs every winter. In these cases a reduction of the body weight, by allowing the patient to breathe deeply and with ease, will often be of more assistance in effecting a cure than all other measures combined.

**Chronic and interstitial nephritis** is also a disease in which the patient must either be reduced or at least the amount of food and drink be so limited as to prevent any further increase in weight. (See the section on Diseases of the Kidney.)

In many diseases that affect the legs, such as hemiplegias, cord disease, and neuritis, as well as the many surgical disorders affecting the feet or legs, a reduction in the body weight will often permit the patient to get about with considerable ease, whereas if he is allowed to accumulate fat he may ultimately become practically helpless. The same may be said of chronic articular rheumatism, of arthritis deformans, or of osteo-arthritis affecting the lower extremities.

**Obesity and gout** form a combination that presents unusual difficulties in the selection of a proper diet. If the patients subsist on an anti-gout diet, they gain in weight, and if they adhere to a diet that aims to avoid gain in weight, they are apt to contract gout. (The reader is referred to the section on Gout for further information on this point.) One must choose between two evils and arrange the diet accordingly. As a rule, a diet of lean meat with an abundance of fresh fruit and green vegetables is, in the average case, the best.

There are many **nervous diseases** not included among those that render locomotion difficult that are frequently either benefited or entirely cured by a reduction in body weight if the patient has been much above the average. Most important of these are the various neuralgias, which are often the bane of fat persons. Sciatica and occipital, supra-orbital, and left-sided brachial neuralgia are among those nervous disorders that, according to von Noorden, may be most frequently relieved.

This same observer has pointed out another condition in which gain in weight should be limited—one that is frequently overlooked by the average practitioner. This is in **obesity following the cures for pulmonary tuberculosis**. These patients frequently take on large quantities of fat, and in some cases the very fatness they strive to acquire may be the means of their undoing, interfering, as it may, with exercise and with breathing. Fortunately this class of cases is not large. If they continue to gain in weight after the pulmonary disorder has been cured, or if the weight becomes a source of danger to them, the patient's diet should be so arranged as to limit the amount of fat deposited.

In all cases the patient must be told that it is only by perseverance that any permanent good can be effected. Little is to be gained by a few weeks' dieting or by a sojourn for a few weeks at a watering-place if the diet is to be unrestricted thereafter. Many patients who will not persevere in the diet while at home do well at a resort, or, better still, at a sanitarium,



where, in addition to being reduced in weight, they learn the art of living as well. In others it is better to prescribe short courses at various intervals. These may be of four or five weeks' duration, and after the patient has lost from five to fifteen pounds, he may be allowed some freedom in the interval.

Exercise is of the greatest importance, and should be carried out according to the suggestions made by Oertel. Exercise in the open air, such as walking either on level ground or uphill, as suggested by Oertel, is to be preferred to indoor exercise and gymnasium training. In certain towns in Germany, Austria, and Switzerland, as well as in this country, what are known as "terrain cures" have been established; in these the paths are marked according to distance and as to the grade. The patient is carefully instructed by the physician as to how far he is to walk and on what grades. Similar walks may be planned by a physician anywhere if the country is of such a nature as to permit it. The amount of exercise should be carefully regulated, and the distance to be walked, rather than the time that is to be spent in walking, clearly outlined.

In cases with weak hearts prognosis is of especial importance. According to Oertel, if there is hydremia or circulatory disturbance, the prognosis will be governed by the difference in the quantity of fluid taken and the amount of urine excreted. For two days the patient should take as much fluid as he has been accustomed to, and the amount, as well as the quantity, of urine excreted, noted. For two days more the amount of fluid should be reduced to from 700 to 1000 c.c., and the urine should again be measured. If with the reduced amount of fluid the urine is equal in quantity to, or larger than, the amount of liquid ingested, it is a sign that the heart power is not excessively weak and that the kidneys are in fair condition, and a favorable prognosis may be given, providing the proper regimen be followed out. If the amount of urine excreted is less than the quantity of water ingested, the prognosis is unfavorable. If the urine is only slightly less, this may be regarded as an actual increase, as from 18 to 20 per cent. of that taken, as well as the amount in the solid food, is given off with respiration, perspiration, etc. If there is arteriosclerosis, fever, or diabetes, the prognosis is unfavorable.

**Prophylaxis of Obesity.**—In all persons with a hereditary tendency to obesity, and in all obese persons who have become thin, prophylactic measures should be undertaken. These consist in an avoidance of fat-forming foods, and, if necessary,

in a careful regulation of the diet and of the amount of exercise. As the individual grows older and the danger of obesity becomes more pronounced, the diet should always be regulated and the proper amount of exercise insisted upon.

**Diet Cures.—The Banting Method.**—This method, which was mentioned previously, was used by Mr. Banting, who reduced his weight in one year from 202 to 156 pounds—a loss of 46 pounds. This method was used largely in England. It is entirely too severe for the average patient and must be modified. For those with weak digestion it is usually entirely unsuited. Following its use renal colic or gall-stones with colic are apt to occur. Constipation may be present, and the entire system may become so deranged as to render the patient liable to disease.

*Banting Diet for Obesity (Yeo).*—“Breakfast at 9 A. M. consisted of 5 to 6 ounces of animal food—meat or boiled fish (except pork or veal); a little biscuit or 1 ounce of dry roast—6 to 7 ounces of solids in all. A large cup of tea or coffee (without milk or sugar)—9 ounces of liquid.

“Dinner, 2 P. M.: Fish or meat (avoiding salmon, eels, herring, pork, and veal), 5 to 6 ounces; any kind of poultry or game. Any vegetables except potato, parsnips, beet-root, turnips, or carrot. Dry roast, 1 ounce. Cooked fruit, unsweetened. Good claret, sherry, or Madeira, 10 ounces. Total of solids, 10 to 12 ounces.

“Tea, 6 P. M.: Cooked fruit, 2 to 3 ounces; a rusk or two—2 to 4 ounces of solids; 9 ounces of tea, without milk or sugar.

“Supper, 9 P. M.: Meat or fish, as at dinner, 3 to 4 ounces. Claret or sherry and water, 7 ounces.

“This allowed only from 21 to 27 ounces of solids per diem, of which 13 to 16 ounces consisted of animal food and only 2 ounces of bread; the rest consisted of fruit and fresh vegetables. There was the strictest possible exclusion of starches and sugar.

“The total fluid was limited to 35 ounces.”

**Oertel's Method.**—Oertel makes the following suggestions as to the treatment of the various classes of obesity, always considering whether the patient is plethoric or anemic:

“(a) Where there is an abnormally increased amount of fat in plethoric patients with unimpaired or only beginning changes in the heart action the diet should aim at—

“(1) An increased supply of protein.

“(2) A decrease in the fat-producing substances.



“(3) Little or no diminution in the supply of liquids below the physiologic amount (1500 c.c.—3 pints).

“(b) Where there is obesity in anemic patients, viz., serous plethora, the diet should aim at—

“(1) An increase in the quantity of proteins.

“(2) A diminution in the amount of fat-forming substances, and eventually—

“(3) A decrease in the amount of fluid.

“(c) Where there is obesity in adults with hydremic symptoms, in whom not only the amount of protein, but also the abnormally increased amount of fat is slowly wasting away, they require—

“(1) An increase in the amount of protein taken.

“(2) A sufficient amount of fat and carbohydrates or even an increase of same to prevent the falling off of fat.

“(3) A diminution in the amount of fluid taken.”

Oertel lays particular stress on the fact that dietetic rules should be based upon changes in the heart, and consequently of the circulation. Both the quality and the quantity of food and drink should be considered. If the circulation is disturbed, small excesses, either in food or in drink, will give rise to distress. The most noticeable symptoms are a feeling of oppression, palpitation of the heart, and difficulty in breathing. In pronounced cases of disturbances of the circulation, if too hearty a meal has been indulged in, death may follow slight exertion. In these cases death is due to paralysis of the heart. The effect of the meals on the circulation must be observed carefully, the amount of disturbance following a meal will determine the size and the number of meals that must be taken.

The aim of the treatment is to furnish food and exercise in such amounts that the body fat may be burnt up and thus the needed reduction of weight take place, while at the same time the body and heart are strengthened. This can be done only by a careful study of each case. In a word, the physician must discriminate between those cases in which the respiratory and circulatory apparatus have not been disturbed, and where the muscular apparatus is in such condition that a considerable amount of bodily exercise may still be taken, and those cases in which the blood is poor, where advanced venous stasis reduces the absorption of oxygen in the lungs to a minimum, and where slight muscular exertion exhausts the oxygen, interferes with respiration, and gives rise to dyspneic symptoms. In the first class a liberal amount of fat and carbohydrates may

be allowed—that is, as large a quantity as the patient can dispose of in his body by exercise without defeating the objects of the treatment. In the second class the fats and carbohydrates and the quantity of fluid taken must be reduced to a minimum.

The foods given must be such as will supply the proper amount of nourishment without forming fat. The following are equivalent in heat and force production, or, in other words, they are said to have the same caloric value: 100 grams of fat, 211 grams of protein, 232 grams of starch, 234 grams of cane-sugar, 256 grams of grape-sugar (240 grams as a sugar average). To make this more clear it must be remembered that a body stores up fat if more than 118 grams of protein and 259 grams of fat, with a caloric value of 2894, are taken; but 110 grams of protein and 600 grams of starch, with a caloric value of 2944, may be given without producing fat. With a mixed diet the limit lies near 118 grams of protein, 100 grams of fat, and 368 grams of starch, a total of 586 grams, or of 2923 calories. The simplest way to reduce the fat-forming elements is to diminish the fat and allow a certain amount of carbohydrates. The diet must be regulated according to the individual case—this is a point that can not be too strongly insisted upon. Oertel gives the following figures, based on numerous calculations:

	Protein Grams.	Fat Grams.	Carbo- hydrates Grams.	Calories.
Minimum . . . . .	156	25	75	1180
Maximum . . . . .	170	45	120	1608

The amount of material burnt in the body may reach from 2500 to 3500 calories, and the difference between that supplied by the food and the total amount used is taken from the fat stored up in the body, and the patient loses weight accordingly.

Oertel lays particular stress on limiting the amount of fluid taken. He regards 1500 c.c. as the physiologic limit, and allows more than this—from 1800 to 2000 c.c.—only in very tall patients or when there is fever. In still other cases he reduces the amount to from 750 to 1200 c.c.

The solid food is to be taken in several small meals, and the liquids are to be taken only in the intervals between meals. Soups are not permitted. Five or six meals are given a day, their frequency obviating the necessity for eating very large meals.



If the patient is anemic, the breakfast should be of sufficient size, but should not include either tea or coffee.

Oertel regards exercise as of as much importance as diet. In the average case he advises from four to five hours' outdoor exercise daily, taken in the morning and afternoon. If the patient can not take that much—and he rarely can at first—he is given exercises of increasing length and severity until the required amount is reached. The increase should be made gradually, and should depend entirely on the patient's condition. He should be told the distance he is to walk, and not the time in which he is to do it, for if the latter is done, a lazy patient may do much less than is necessary, whereas the energetic or ambitious patient may overexert himself.

Oertel insists on the exercise being taken in the open air and on the careful regulation of the amount by the physician. Where it is possible, as it is at some of the Continental resorts, the paths should be of four different grades. These are as follows :

First . . . . .	the incline from 0 to 5 degrees
Second . . . . .	the incline from 5 to 10 degrees
Third . . . . .	the incline from 10 to 15 degrees
Fourth . . . . .	the incline from 15 to 20 degrees

A pedometer may be used to measure the amount of walking done, and furnishes a convenient means of prescribing walking exercises. Care should be taken to use only a reliable instrument, for some are very inaccurate. The amount of exercise is regulated according to the state of the patient's heart, his general strength and condition, and also as to whether he is plethoric or anemic. Any complications that exist must also be taken into account.

If the patient is plethoric and the heart is in good condition, he may be ordered to take walks of the first and second grades at the outset, the distance prescribed being about that which an ordinary individual would walk in from one and one-half to two hours. This amount should be divided up between the morning and afternoon, as circumstances may warrant. The return course is not taken into account. The patient should be allowed to consume as much time as he requires in walking this distance. Care should be taken to avoid overexertion. Days of rest may be interspersed as the need for them arises. The distance may be lessened or increased, according to the case. The patient should use the paths of the fourth grade only when

the heart has become strong and when he is in good condition, and then only occasionally.

The patient should be taught to breathe deeply and regularly. Ordinarily, if he gets out of breath easily, he may be allowed an inspiration and an expiration for each step. When using the paths of the second and third grades, the patient may from time to time, for short intervals, breathe in an interrupted (staccato) manner, taking one inspiration for two steps and then two expirations within the next two steps. This method is often of great value in securing perfect inspiration and expiration.

If the patient is anemic or hydremic, or if the heart action is impaired, the exercises should be begun on level ground and gradually increased in severity. Several weeks or more, according to the case, should be allowed to elapse before the patient is permitted to try the third grade paths.

In patients with sclerosis and atheroma exercises must be prescribed with extreme caution. If the sclerosis is not marked, the patient may derive the greatest benefit from the exercises, but the amount and the variety should be cautiously prescribed and their effect watched. If atheroma is present, the greatest care should be taken to guard against overexertion. In all these cases, however, exercises should not be entirely dispensed with, although the amount may be limited to the minimum.

If there is involvement of the coronary arteries, whether or not stenocardic attacks have taken place, only the smallest amounts of exercise should be allowed, and these should be on level ground. It is only in rare cases that this amount should be dispensed with, for if the patient remains at rest and the fatty condition be allowed to progress, the patient must inevitably become very weak.

Exercise is contraindicated in myocarditis, pronounced albuminuria, and general edema. When any of these are present, rest and proper medication are to be advised.

*Diet After the Treatment.*—The following is Oertel's general diet, which is to be modified to suit the individual case.

*“Morning:* A cup of coffee or tea with milk (150 to 200 c.c.—5 to 6 ounces) and bread, 75 grams (2½ ounces).

*“Forenoon:* In cases preceding anemia and hydremia, one or two soft-boiled eggs or 30 to 40 grams (one to one and one-half ounces) of meat, cold or freshly broiled, 100 c.c. (3 ounces) of wine, or in conditions of weakness 50 c.c. (1½ ounces) port, and a small quantity of bread.

*“Noon:* 100 c.c. soup; 150 to 200 grams (5 to 6 ounces)



meat of various kinds, boiled or broiled beef, veal, game, or fowl, not too fat; salad or easily digested vegetables at discretion; likewise fish cooked without much grease; 25 grams (about 1 ounce) bread or some farinaceous food—at most, 100 grams (3 ounces); for dessert, fruit, 100 to 200 grams (3 to 6 ounces), best fresh or preserved (especially after Nageli's method). For drink, one-sixth to one-fourth of a liter (6 to 8 ounces) of light wine or beer; water.

*“Afternoon:* Again, 150 to 200 c.c. (5 to 6 ounces) of coffee or tea, with about one-fourth of a liter of water (one-half pint) and 25 to 50 grams (1 to 2 ounces) of bread if there is any desire for it.

*“Evening:* Meat as at noon, or eggs, 25 grams (about 1 ounce) of bread, and possibly a small amount of cheese, salad, or fruit. Beverage, wine, with or without water, or beer, best taken some time after the meal—up to 300 to 500 c.c. ( $\frac{1}{2}$  to 1 pint). Delicacies, oysters, caviare, etc., by reason of their nourishing qualities, may be eaten between or before meals, but so that they do not too much augment the total quantity of food.” (See Tables I. and II., pages 524 and 525.)

**Ebstein's Dietary.**—Ebstein's dietary consists in a diet low in carbohydrates, but containing considerable amounts of fat. According to Oertel, Zuntz has pointed out that Ebstein's theory arose from a misconception of a statement made by Voit. It is just the opposite of the view accepted by physiologists, and Munk has proved experimentally (using rape oil containing erucic acid, which could afterward be recognized in the tissues) that fat may be absorbed from the intestine directly and deposited in the tissues without undergoing any essential change. The custom of giving fatty food is as old as Hippocrates, for he says, “The food shall be fat in order to satiate quickly.”

Ebstein's diet-list forbids the use of all sugar and sweets and potatoes in any form, and directs that the amount of bread ingested be reduced to six or seven ounces daily. Of the vegetables that are allowed, the following are the most important: asparagus, spinach, cabbage, beans, peas, and other legumes. Meat of every description, especially fat meat, is permitted. From four to six ounces of fat are given daily.

Three meals a day are allowed—a light breakfast and supper and a heavy midday dinner. Coffee or tea may be taken with the light meals, and, if desired, a glass or two of white or red wine with the dinner.

Table I.—Oertel's Special Diet-list in Circulatory Disturbances and Obesity.<sup>1</sup>

Liquids taken.	Quantity in grams and centigrams.	Water con- tained.	Protein.	Fat.	Carbo- hydrates in grams.	Analysis after—
<i>Morning, 7-8 o'clock:</i>						
Coffee . . . . .	120	113.6	Coffein. 0.21	0.62	1.7	König.
Milk . . . . .	30	28.2	1.29	0.96	1.2	"
<i>Morning, 10-11 o'clock:</i>						
Port wine . . . . .	50	38.7	0.80	. . .	3.0	König.
Or Pfälzer wine . . . . .	100	86.1	. . .	. . .	2.4	"
Or clear soup . . . . .	100	99.1	. . .	0.80	. . .	Reuk.
<i>Noon, 1 o'clock:</i>						
Wine (Pfälzer) . . . . .	200	172.2	. . .	. . .	4.8	König.
Water . . . . .						
<i>Afternoon, 4 o'clock:</i>						
Coffee . . . . .	80	75.6	0.12	0.40	1.1	König.
Milk . . . . .	20	17.5	0.70	0.70	0.9	"
<i>Evening, after 7 o'clock:</i>						
Wine (Pfälzer) . . . . .	200	172.2	. . .	. . .	4.8	"
Or water . . . . .	250	215.3	. . .	7.2	. . .	"
Total . . . . .	750	616.0	3.12	2.68	17.5	
Total that should be taken in twenty-four hours . . . . .		{ Water . . . . . 973.0 grams. Protein . . . . . 157.6 " Fat . . . . . 26.3 " Carbohydrates . . . . . 72.8 "				
<i>Food taken.</i>	<i>Quantity in grams.</i>	<i>Water con- tained.</i>	<i>Protein.</i>	<i>Fat.</i>	<i>Carbo- hydrates in grams.</i>	<i>Analysis after—</i>
<i>Morning:</i>						
Fine wheat bread . . . . .	25	8.9	1.80	0.10	14.6	König.
Two soft-boiled eggs . . . . .	90	66.2	11.20	10.80	0.4	"
Boiled meat . . . . .	50-100	29.0	13.10	0.80	. . .	v. Voit.
Sugar (saccharin) . . . . .	5	0.1	0.02	. . .	4.8	König.
<i>Morning, 10 o'clock:</i>						
Cold meat . . . . .	50	29.5	19.10	0.90	. . .	v. Voit.
Lean ham . . . . .	20	8.4	1.20	0.08	9.8	König.
Eye bread . . . . .						
<i>Noon:</i>						
Soup . . . . .	0-100	91.6	1.10	1.50	5.7	{ Ave'ge of 10 differ- ent soups (Reuk).
Roast beef . . . . .	150	87.5	57.30	2.60	. . .	v. Voit.
Beef boiled with fat . . . . .	150	85.2	51.50	11.20	4.2	König.
Salad (green) . . . . .	25	23.5	0.30	1.00	0.5	"
Vegetables (like cabbage)	50	35.5	0.80	0.20	4.2	v. Voit.
Desserts . . . . .	100	45.0	8.70	15.00	28.9	{ Average of 7 ac- cording to Reuk.
Eye bread . . . . .	20	8.4	1.20	0.08	9.8	König.
Fruit . . . . .	100	85.0	0.30	. . .	15.0	v. Voit.
<i>Afternoon:</i>						
Sugar (saccharin) . . . . .	5	0.1	0.02	. . .	4.8	König.
<i>Evening:</i>						
Two soft-boiled eggs . . . . .	90	66.2	11.20	10.80	0.4	König.
Roast meat (lean) . . . . .	150	87.5	57.30	2.60	. . .	v. Voit.
Salad . . . . .	25	23.5	0.30	1.00	0.5	König.
Eye bread . . . . .	20	8.4	1.20	0.80	9.8	"
Cheese . . . . .	15	5.4	3.00	4.50	0.6	"
Fruit . . . . .	100	85.0	0.30	. . .	15.0	v. Voit.
Total . . . . .	700	357.0	154.50	23.74	56.3	

<sup>1</sup> From *Twentieth Century Practice*, p. 701.



Table II.—Oertel's Diet-list in Circulatory Disturbances and Obesity.<sup>1</sup>

Liquids taken.	Quantity in grams and centigrams.	Water con- tained.	Protein.	Fat.	Carbo- hydrates in grams.	Analysis after—
<i>Morning, 7-8 o'clock:</i>						
Coffee . . . . .	120	113.6	0.21	0.62	1.7	König.
Milk . . . . .	39	26.2	1.29	0.96	1.2	"
<i>Morning, 10-11 o'clock:</i>						
Wine (Pflüzer) . . . . .	100	86.1	..	0.80	2.4	König.
Or clear soup . . . . .	100	99.1	..	..	..	Reuk.
Water . . . . .	100	100.0	..	..	..	König.
Port wine . . . . .	50	38.7	0.80	..	..	v. Voit.
<i>Noon, 1 o'clock:</i>						
Wine (Pflüzer) . . . . .	250	215.3	..	..	..	v. Voit.
<i>Afternoon, 4 o'clock:</i>						
Coffee . . . . .	120	113.6	0.21	0.62	1.7	König.
Milk . . . . .	30	26.2	1.29	0.96	1.2	"
<i>Evening, after 7 o'clock:</i>						
Wine (Pflüzer) . . . . .	250	215.3	..	..	7.2	"
Water at discret'n {	100	100.0	..	..	..	v. Voit.
	150	150.0	..	..	..	v. Voit.
<b>Total . . . . .</b>	<b>1000</b>	<b>896.3</b>	<b>3.00</b>	<b>3.16</b>	<b>22.6</b>	
<b>Quantity to be taken in 24 hours . . . . .</b>	<b>..</b>	<b>1413.8</b>	<b>169</b>	<b>42.5</b>	<b>117.5</b>	
<b>Food taken.</b>	<b>Quantity in grams.</b>	<b>Water con- tained.</b>	<b>Protein.</b>	<b>Fat.</b>	<b>Carbo- hydrates in grams.</b>	<b>Analysis after—</b>
<i>Morning:</i>						
Fine wheat bread . . . . .	35	12.4	2.40	0.20	19.60	König.
Two soft-boiled eggs . . . . .	{	{	{	{	{	"
Roast meat . . . . .	90	66.2	11.20	10.80	0.40	v. Voit.
Sugar (saccharin) . . . . .	5	0.1	0.02	0.90	4.80	König.
Butter . . . . .	12	1.7	0.08	..	0.06	v. Voit.
<i>Morning, 10-11 o'clock:</i>						
Cold meat . . . . .	50	29.5	10.10	0.90	..	v. Voit.
Lean ham . . . . .	{	{	{	{	{	Av'e 10 soups (Reuk).
Rye bread . . . . .	20	8.4	1.20	0.08	9.80	Boiled in water, less water 18 p. c. (König).
<i>Noon:</i>						
Soup . . . . .	0-100	91.6	1.10	1.50	5.70	v. Voit.
Fish . . . . .	100	74.7	22.10	0.60	0.70	"
Vinegar added . . . . .	25	23.5	..	..	0.10	"
Roast-beef . . . . .	{	{	{	{	{	v. Voit.
Salad (green) . . . . .	150	87.5	57.30	2.70	..	"
Beef (fat) boiled . . . . .	200	116.0	76.40	3.40	0.80	König.
Vegetables (cabbage, etc.) . . . . .	200	113.0	68.30	15.00	1.10	"
Deserts . . . . .	50	47.1	0.70	1.00	1.10	v. Voit.
Bread (roll) . . . . .	50	35.5	0.80	0.20	4.30	Av'e 7 des'ts (Reuk).
Fruit . . . . .	100	85.0	8.70	13.00	28.60	Reuk.
<i>Afternoon:</i>						
Sugar . . . . .	25	7.0	2.40	10.20	15.00	v. Voit.
<i>Evening:</i>						
Chylare . . . . .	5	0.1	0.02	..	15.00	König.
K'teler sprotten . . . . .	12	6.4	3.00	1.50	4.80	"
Salmon (smoked) . . . . .	16	9.4	3.00	2.40	0.14	"
Game or fowl . . . . .	18	9.2	4.30	2.10	0.07	"
Beef-steak . . . . .	90	66.2	11.20	10.80	0.04	v. Voit.
Cheese . . . . .	150	87.5	57.30	2.70	..	"
Rye bread . . . . .	15	5.4	3.60	4.50	0.60	"
Fruit . . . . .	20	8.4	1.20	0.08	9.80	v. Voit.
<b>Total . . . . .</b>	<b>852</b>	<b>517.5</b>	<b>166.10</b>	<b>30.40</b>	<b>94.80</b>	

<sup>1</sup> From *Twentieth Century Practices*, p. 702.

*Breakfast*—in winter, 6.30 A. M. ; in summer, 7.30 A. M. : One large cup of black tea without milk or sugar ; two ounces of white or brown bread with plenty of butter.

*Dinner*—about 2 P. M. : Soup (with bone-marrow occasionally), four to six ounces of meat, boiled or roasted, with fat gravy, especially fat meat, an abundance of vegetables, cabbage, and most of the legumes (peas and beans). Beets and carrots are almost entirely excluded, and potatoes are forbidden absolutely. After dinner a small quantity of fresh fruit and occasionally salad or stewed fruit without sugar. To this are added two or three glasses of light white wine. Soon after dinner another large cup of black tea without sugar or milk is allowed.

*Supper*—between 7 and 8 P. M. : In winter regularly, and in summer occasionally, another large cup of tea without sugar or milk. One egg or a small portion of fat meat or both ; or ham with fat, sausage, smoked or fresh fish, two ounces of white bread, with plenty of butter ; occasionally a bit of cheese and fresh fruit.

The foregoing dietary was followed by a man of forty-four who had suffered from obesity since his twenty-fifth year. He lost twenty pounds in nine months, and improved in every way. This diet may be taken as an average diet suitable for a man with a sedentary occupation.

Ebstein maintains that the diet should be such as will allow the patient to live comfortably without increasing his weight ; he also calls attention to the fact that such a diet must be followed for a lifetime.

**Schweninger Method.**—This is practically the same as Oertel's method, with one exception—*i. e.*, that the use of fluids with meals is absolutely prohibited, any fluid that is allowed being taken fully two hours after a meal. Schweninger's fame was greatly enhanced by the fact that he was Bismarck's physician ; he used this method to keep down that famous statesman's weight.

The following is an outline of the diet used :

*Breakfast*, 8 A. M. (to be preceded by exercise and a bath an hour before) : Meat, eggs, or milk. After this a walk.

*Lunch*, 10.30 A. M. : Meat or fish and a glass of white wine. To be followed by a walk.

*Dinner*, 1 P. M. : Meat, vegetables, and fruit compôte.

*Supper*, 7 P. M. : Meat and fruit compôte or salad, and a glass of white wine.

Bread is to be taken as sparingly as possible.



**Schleicher Diet for Obesity.**—*Breakfast*, 7 A. M. : A mutton or veal cutlet or a portion of sole as large as the palm of the hand ; the same quantity of bread without butter.

8 A. M. : A cup of tea with sugar.

10.30 A. M. : A sandwich of bread and meat-sausage.

*Noon* : Meat, eggs, green vegetables, cheese, an orange. Two glasses of white wine. (No soup ; no potatoes.)

4 P. M. : Tea with sugar.

7 P. M. : A small quantity of bread and cheese.

9 P. M. : Cold meat, eggs, salad. Two glasses of wine and sometimes more.

This diet, used by Schleicher, of Antwerp, is quite similar to the diet of Schweninger, except that the former does not insist on prohibiting fluids absolutely with the meals.

**Germain Sée Method.**—Sée, one of the leading French authorities on diet, maintains that the amount of fluid taken should be increased instead of diminished. He gives as his reason for this the fact that many corpulent persons suffer from gout or the so-called uric-acid diathesis, and that the water taken stimulates metabolism and aids in the elimination of waste-products. He advises tea or coffee, taken as hot as possible, in considerable quantities, especially at breakfast. He prohibits alcohol, except in certain cases, where a small glass of diluted white wine is allowed.

**Weir-Mitchell Method.**—This method, which its originator claims is especially suitable in those cases where there is merely an overabundance of fat, and also in fat anemic women, is outlined in Mitchell's book, *Fat and Blood*, as follows : "The person whose weight we decide to lessen is placed on skim-milk alone, with the usual precautions ; or at once we give skim-milk with the usual food, and in a week we put aside all other diet save milk, and all other fluids. When we find what quantity of milk will sustain the weight, we diminish the amount by degrees until the patient is losing half a pound of weight each day, or less or more, as seems to be well borne. Meanwhile, during the first week or two, rest in bed is enjoined, and later, for a varying period, rest in bed or on a lounge is insisted upon, while at the same time massage is used once or twice a day, and later in the case Swedish movements. At the same time the pulse and weight are observed with care, so that if there be too rapid a loss or any sign of feebleness, the diet may be increased. In many such cases I allow daily a moderate amount of beef, or chicken, or oyster soup, more as a relief to the unpleasant-

ness of a milk diet than for any other reason. When the weight has been sufficiently lowered, we add to the diet beef, mutton, oysters, etc., and finally arrange a full diet-list, to include but a moderate amount of hydrocarbons. Meanwhile the milk remains as a large part of the food, and active Swedish movements are still kept up as a habit, the patient being directed by degrees to add the usual forms of exercise. If we attempt to make so speedy a change in weight while the patient is afoot, the loss is apt to be gravely felt; but with the precautions here advised, it is interesting and pleasant to see how great a reduction may be made in a reasonable time without annoyance, and with no obvious result except a gain in health and comfort."

This method is naturally limited to the wealthy class, those who can afford to give a number of weeks to nothing but the treatment, and is not adapted to cases where there are complications.

**The Salisbury Method.**—This system, which prescribes meat and hot water, is said to be useful in cases of obesity that are complicated by digestive disturbances, especially where there is a tendency to fermentation. It consists in thoroughly cleansing the stomach before eating by giving a pint of hot water an hour and a half before each meal and at bedtime. If the patient experiences any difficulty in taking it, the water may be flavored with lemon-juice or weak tea. The principal article of diet is finely minced meat, which allows the patient to get the maximum of nitrogenous food with the minimum of digestive work. It is finely minced to avoid the necessary disintegration by chewing and digestion. The only food permitted at first is the minced beef, with clear tea or coffee without sugar. If there is a craving for other foods, a bit of tenderloin may be chewed. Condiments may be taken with the meat, and a stalk or two of celery. If there is a craving for food between meals or at night, a small quantity of meat-broth or minced beef may be given. The amount taken should be an ounce or two at first, to be gradually increased, as the patient requires it, to eight ounces. Not more than a pound should be allowed at a meal. Mild aperients may be needed. The method is apt to prove tiresome at first, but this weariness will pass off after a short time. When the diet is increased, the following articles of food may be allowed: Mutton, lamb, sweetbread, poultry, white fish, soft-boiled or poached eggs, baked potato, well-boiled rice or macaroni, wheat bread (stale and toasted). Two mouthfuls of meat should be taken to one of the other foods.



The foregoing restricted diet is to be used only so long as is necessary ; being a somewhat severe diet, it is not suitable to a large number of patients. Yeo suggests that the diet be increased, especially at first, by green vegetables, which will enable the patient to take the meat more easily. The methods of mincing beef and preparing it are given in the appendix.

**Yeo Method.**—Yeo makes the following suggestions for the dieting of obese patients when no complicating disease is present : The proteins are confined within the limits necessary for healthy nutrition. All starchy and farinaceous food is reduced to a minimum. Sugar is prohibited entirely. In some cases he allows a small quantity of fat, for the same reasons given by Ebstein. Fluid at meals is to be restricted, but sufficient is to be allowed to aid in the digestion of food. Hot water or hot aromatic solutions may be allowed freely between meals, especially toward the end of digestion, the aim being to aid in elimination, especially in the gouty. No beer, porter, or sweet wine is to be taken, and spirituous liquors only in very small quantity. Yeo believes that it should be recognized generally that the use of alcohol is a common cause of obesity. The only forms in which it should be allowed are as hock, still Moselle, and light claret, and these only in small quantities. All varieties of lean meat may be taken, as well as poultry, game, fish (eels, salmon, and mackerel are best avoided), and eggs. Meat should not be eaten oftener than twice daily, and not more than six ounces of cooked meat should be taken at one time. Two lightly boiled eggs or a small portion of grilled fish may be taken as another meal. Bread should be toasted very thoroughly, and not merely browned on the surface. Soups should be prohibited, except a few tablespoonfuls of clear soup at dinner. Milk, unless skimmed or when taken as the chief article of diet, should be avoided. All milk and farinaceous puddings and pastry of all kinds are forbidden. Fresh fruits and vegetables, on the other hand, are permitted. Yeo insists that individual, and not routine, treatment be carried out. He also recommends abundant exercise on foot, and advises that the bowels be emptied daily by the use of saline purgatives.

**Other Dietetic Methods.**—There are so many dietetic methods of treating obesity that they cannot all be outlined here. The best-known dietaries have been described, and by a study of these the diversity of opinions that exist can readily be made out. Among those that have not been described is *Chambers' Method*, interesting because it was one of the earliest systematic

modes of treatment. It consisted in cutting off the fat and carbohydrate food, and giving lean meat and green vegetables; salads, fruits, and the like were to be taken principally between meals. An abundance of out-door exercise was ordered, and sleep was restricted to seven hours, for Chambers believed that remaining in a close room in bed for a longer period than this was weakening.

*Bouchard's method* is based on the careful examination of the urine, the amount of food and the variety to be eaten being regulated according to the findings. He prescribes more carbohydrate and fatty food than protein, and also gives large quantities of fresh fruits and vegetables, especially those rich in potassium salts and organic acids. Our knowledge concerning the urine and metabolism has not yet reached a stage where it may safely be taken as a criterion, certainly not by the average practitioner.

*Dujardin-Beaumont's method* allows a diet somewhat more liberal than is prescribed by the Oertel or the Ebstein method. It does not, however, differ essentially from these two methods, and for this reason requires no further description here.

Thyroid gland substance, which is usually given dry in the form of tablets, exerts a decided influence over metabolism. By its use large amounts of flesh are often lost. It is given in five-grain doses several times a day. It should be given in small doses at first, and these should be gradually increased, the effect on the heart's action being watched carefully. When the use of the drug is discontinued, the weight again increases. *It is a dangerous remedy, capable of doing much harm*, and is not to be recommended except in one class of cases—where there is a condition of masked myxedema (*myxœdeme fruste*), so well described by Hertoghe, of Antwerp. In these cases the drug is of great value, and the loss of weight that follows its use brings about renewed health and mental vigor. Small doses must be given continuously lest the condition return.

The quack cures for obesity are many, and require no comment here more than to say that there is no "royal road" to leanness.

#### DIET FOR LEANNESS.

It is much easier to reduce a patient who is obese than to fatten one who is thin. The measure of success is largely dependent on the cause of the leanness. About one-half of all thin persons are so from hereditary causes, and time and energy



are almost wasted in an attempt to fatten these. When there is a definite cause for the emaciation and this can be discovered and removed, much can be accomplished. In these cases relief from worry, bustle, and excitement may be all that is necessary. More often there is starch dyspepsia, or the patient may be unable to take sugar without inducing fermentation and flatulence.

In a general way, the following suggestions for the relief of leanness may be made: The patient should lead a quiet, out-of-door life, free from care and excitement, and should get sufficient sleep. The meals should be ample, and as much carbohydrate and fatty food should be taken as is possible. Cream, milk and cream, butter, cocoa, and chocolate, bread, cereals (well cooked), farinaceous puddings, potatoes, legumes, and sweet fruits should all be partaken of in abundance. All sweets—honey, syrups, cakes, and the like—may be taken if they agree with the digestion. Beer, especially of the darker varieties, brown stout, porter, and ale are useful. If wine is preferred, sweet wines or port should be chosen. If alcohol is contraindicated, malt extracts may be given.

The patient should avoid strong alcoholic liquors, acids, spices, and the like, as well as many green vegetables. In a word, the diet should be the reverse of that recommended for obesity. (See Rest Cure.)

#### SCORBUTUS OR SCURVY.

It is a curious fact that as scurvy has become less and less common in adults, it has become more and more prevalent in infants.

**Scurvy in adults** occurs when there is a deficiency of fresh food. If fresh fruits, fresh vegetables, and fresh meats are omitted from the dietary for any length of time, scurvy is almost certain to follow. It is the scourge of armies that have been forced away from their bases of supplies in an unproductive country, where the commissary department is inadequate. During the late civil war 15 per cent. of the deaths were said to be due to scurvy. In former years, when the sailor was not so well cared for as he is at present, the disease was common on shipboard. It is apt to occur in prisons and where the hygienic surroundings are faulty.

It is unnecessary to discuss here the many theories promulgated regarding the nature of the disease. Suffice it to say that fresh food contains a principle, be it salts or some unknown substance, without which man can not continue in health. This

substance does not occur alone in vegetables, for the Eskimos, who eat practically no vegetables or cereals, are not especially affected by the disease. It is the quality of the food and not the quantity eaten that is the causative factor.

The prophylactic treatment of this disease is important, and has been recognized for many years. The boards of trade did much to prevent the disease among sailors by requiring that on all long voyages where fresh food could not be carried lime-juice be given to the men in sufficient quantities. With the introduction of better methods of preserving food the tendency to scurvy has been lessened, although canned foods do not form an ideal preventive against scurvy. If fresh meats and vegetables cannot be obtained, canned vegetables and fruits, as well as vinegar, lime-juice, or lemon-juice, should be supplied. Onions are also valuable.

The treatment of scurvy is very simple and mainly dietetic. The patient should be placed upon a good nutritious diet of fresh food. Lime-, lemon-, or orange-juice should be given freely. Potatoes, onions, and all varieties of green vegetables should be used plentifully, and fresh milk should be given. If the mouth is so sore as to interfere with mastication, soups and broths, made of the articles just mentioned, and fresh fruit-juices should be given. Wright has expressed the opinion that the neutral citrates and tartrates are better than the fresh fruit-juices, since the latter, he believes, are apt to prolong the oozing of blood from the mouth. Practically, however, there is no reason why the fresh fruit-juices should not be given, for they seem to act admirably. When the proper dietetic means are not at hand to treat the case, every effort should be made to secure some form of green vegetables or berries. Acetic acid or the chlorate or bitartrate of potash may also be prescribed.

**Infantile Scurvy (Barlow's Disease).**—One of the best contributions to this subject is the *American Pediatric Society's Collective Investigation of Infantile Scurvy*, 1898. In this, 379 cases were reported. Age is a marked factor, and four-fifths of the cases were between the sixth and the fifteenth month, and one-half between the seventh and the tenth month. The feeding prior to the onset of the disease was as follows :

Breast milk . . . . .	in 12 cases; alone in 10.
Raw cows' milk . . . . .	in 5 " " " 4.
Pasteurized milk . . . . .	in 20 " " " 16.
Condensed milk . . . . .	in 60 " " " 32.
Sterilized milk . . . . .	in 107 " " " 68.
Proprietary foods . . . . .	in 214 " " " "



From the foregoing table it will be seen that the proprietary foods are the most frequent cause, sterilized milk being next in frequency. Condensed milk, likewise, is not to be overlooked as a cause. One should be cautious not to keep a child on sterilized or condensed milk for too long a time, and this should be explained to the mother. If circumstances necessitate the use of any of these foods, a teaspoonful of fresh orange-juice or a portion of baked apple should be given every day or every few days. The proprietary foods that are to be mixed with water alone should never be used except as a temporary expedient in illness.

The treatment of infantile scurvy, unless complicated by other diseases or associated with marasmus, is, if properly conducted, most satisfactory and simple. It is purely dietetic. The infant should be placed on a suitable mixture of pure fresh milk, according to the rules laid down for the feeding of infants. Some form of fresh fruit-juice, scraped ripe apple, or grapes from which skins and seeds have been removed, or any fresh ripe fruit, may be used. From one-half to three or four ounces may be given daily. Among the very poor the authors have used lemon-juice with benefit. Potatoes have been highly recommended, especially for older infants. A well-baked, mealy potato is beaten up with a small quantity of milk to the consistency of thick cream, and a teaspoonful or two of this is added to each bottle.

The symptoms will usually become less marked in a few days, and in uncomplicated cases of average severity complete recovery will follow in one or two weeks. When there is anemia, cod-liver oil and iron are of service.

## UNCLASSIFIED DISEASES.

### EXOPHTHALMIC GOITER.

In this disease the diet should be liquid and nutritious, and indigestible food should be avoided. Milk may be given in as large quantities as the patient can assimilate. Any tendency to constipation should be relieved promptly. Foods that are apt to cause flatulency (*q. v.*) should be avoided.

Tea, coffee, and tobacco should be abstained from, or, if the patient refuses to do this, their use limited to the smallest possible amount. Alcohol should be prohibited except in habitués, when sudden withdrawal may cause great cardiac weakness. In some cases, if necessary, alcohol may be used as a heart stimulant.

## ADDISON'S DISEASE.

So long as the digestion is not seriously impaired a mixed diet, of as nutritious a mixture as possible, should be given. Milk and cream, fresh meat, fish, oysters, well-cooked vegetables, and farinaceous food may be used. Good wines or spirituous liquors may be allowed in small quantities if desired, or when needed as either a tonic or a stimulant.

When gastric irritability occurs, the treatment is the same as that for nervous vomiting—liquid, even predigested, food should be given in small quantities (see Nervous Vomiting and Feeding after Laparotomies). In some cases a mixture of two parts of lime-water and one part of milk may be used with advantage. If this is not retained, teaspoonful doses, given regularly every fifteen minutes, may be tried. In the worst cases rectal feeding may be instituted for several days, thus giving the stomach a complete rest.

When the patient becomes weakened, even when no special gastric symptoms exist, it is well to give food at short and regular intervals. Liquid and predigested food, together with milk, custards, egg-nog, sherry and egg, broths, and gruels are to be ordered. Liquid beef peptonoids, panopepton, and similar preparations are useful, as are also malted milk and the various infant foods.

## OSTEOMALACIA.

As nutritious and as generous a diet as the patient can digest should be given. It has been recommended that an abundance of salts be taken. Phosphates and hypophosphites with cod-liver oil are perhaps the best means of supplying salts to the system. The disease requires further study.

## DIET IN DISEASES OF THE SKIN.

Certain skin affections are caused directly or indirectly by dietary errors; others are prolonged or intensified by an improper diet, and still others are connected in some way with diseases of the alimentary tract or with disturbed metabolism.

The belief that skin diseases are caused by improper food is very prevalent among the laity, and the effect of diet on the skin is often overestimated because of the common habit, which some physicians have, of ascribing almost all skin lesions to a disordered stomach.



Certain foods may cause skin lesions, usually of the urticarial type, in from a few minutes to several days after ingestion. This is evidently, in some cases, the result of reflex action; in others, of toxic substances in the food. These lesions are usually, though not always, dependent on idiosyncrasy. Brocq held that skin diseases may be engendered by the prolonged use of certain foods, and maintained that the disease might only appear years later. This has never been proved, and therefore requires no discussion.

In such metabolic diseases as gout and diabetes the existence of some of the lesions may be explained on the ground that irritating abnormal by-products are excreted together with the sweat.

Certain poisons taken in with the food may give rise to conditions in which skin manifestations play an important part. In this connection may be mentioned ergotism and pellagra. Alcohol and "tooper's nose" (*acne rosacea*) are commonly coupled in the mind, although the latter may occur in individuals who have never used alcohol.

The suggestions which follow for the dietetic management of eczema may be employed with advantage in the treatment of most curable skin diseases, as it consists chiefly in getting the patient into the best possible physical condition.

#### ECZEMA.

The diet of both acute and chronic eczema is important. In general it may be stated that the prophylaxis in predisposed individuals consists in a simple varied diet, and the avoidance of such articles of food as are known to cause attacks of erythema or urticaria in the patient under treatment. It should be remembered that one patient will eat with impunity a food that will poison another. (See *Urticaria*.) In addition, anything known to cause intestinal disturbance or indigestion should be avoided.

When eczema is present, the indications are to avoid indigestion and disturbances of the stomach and bowels. In the gouty the diet should be regulated according to the suggestions laid down for the management of gout. Other coexisting diseases should also be considered from a dietetic standpoint.

The habits of the patient should carefully be considered. If the nutrition is below normal, efforts should be made to improve it by means of nourishing food, such as milk, eggs, and meat. If, as is more often the case, the patient overeats or is obese,

the diet should be restricted. The patient should avoid all indigestible articles, and partake of a diet varied according to his taste, but reduced in quantity. Alcoholic drinks of all kinds should, as a rule, be prohibited, and coffee and tea taken in great moderation, if at all. In obese patients careful regulation of the diet according to one of the methods described in the treatment of obesity will usually answer the purpose.

When the disease is due to indigestion, the result of improper feeding, the diet should be regulated according to the form of disease present. All indigestible and fried foods, pickles, and strongly seasoned or very rich foods should be avoided. The digestion is often disturbed, particularly in women, by over-indulgence in sweets and pastry, especially at wrong hours. In all cases the food should be plain, well cooked, and taken at regular intervals, no solid food being allowed between meals.

Schweninger recommends in some cases smaller meals than are ordinarily taken, at shorter intervals; in others, that the meal shall consist of but one or two dishes.

In the very severe acute or persistent forms, an absolute milk diet or a diet composed largely of milk should be prescribed. (See Milk Cure.)

**Eczema in Infants.**—If the child is nursing, the milk should be examined, and if, as is usually the case, the milk is found to be very rich and the baby is fat and well nourished, an attempt should be made to reduce the amount of fat in the mother's milk according to the directions given in the section on Infant Feeding. Malt and alcoholic liquors of all kinds should be forbidden, and the amount of meat ingested should be reduced and exercise increased.

In some cases, where the proteins are at fault, the child suffers from indigestion and colic and curds are found in the stools. The child usually, although not always, appears to be well nourished. The amount of food given the infant should be lessened, either by shortening the time the infant nurses or by lengthening the intervals. The child should be urged to take water between the nursings; an alkaline water, such as Vichy, will be found of value. If the child is thin and poorly nourished, fat in addition to that contained in the milk should be given. Cream or cod-liver oil may be used for this purpose. This is not advisable in fat, well-nourished infants, for in them the disease may be due to an excess of fat in the food.

In artificially fed infants Holt advises giving first a food moderately high in fat and low in protein, and then, if the desired effect is not produced, a milk low in fat and protein.



What has been said of the treatment of adults applies as well to older children. In the latter the disease is generally due to the excessive use of starches or sugars. Pickles and indigestible cold lunches may be the cause of this condition in school-children. The diet should be regulated according to the rules given, and if the disease still persists, a milk diet may be tried. The drinking of water between meals is often of value.

#### URTICARIA.

The first step in the treatment of urticaria is to secure free evacuation of the bowels. For this purpose an active saline, such as sulphate of magnesia, should be given. Following this, the diet should be very simple until the urticaria has disappeared. Preferably a milk diet should be given, lime-water or an effervescing water being added to the milk if necessary; if there is indigestion, the milk may be peptonized. When there is a diminution in the quantity of urine excreted, alkaline diuretics may be prescribed or Vichy water may be drunk freely.

In many individuals the attacks are brought on by certain articles of diet. What these are may generally be determined by careful observation. Oysters, crabs, and other shellfish are a frequent cause. These and other articles of diet, if they are not fresh or are beginning to spoil, are also frequently responsible for this disturbance. Strawberries produce a red rash of an urticarial nature in many persons. When the offending article has been discovered, it should be eliminated from the dietary.

#### ACNE.

In certain persons acne may be overcome by careful dieting. In some, special articles of diet, such as buckwheat cakes and other fried foods, greasy doughnuts, rich pies and cakes, and, in fact, almost any indigestible article of diet, have been held responsible for the disease.

In giving directions regarding the diet it is well to prohibit all indigestible foods, such as those just mentioned, and to prescribe a substantial varied diet of fresh food of the more easily digestible kinds. In the severe and resistant cases a milk diet may be tried, and Moser and Peiper suggest that milk be skimmed to remove the most of the fat. Bulkley forbids fats, butter, alcohol, smoked meats, and many other articles of diet. Other authors interdict tea, coffee, cheese, fish, and a host of other foods have been named as injurious.

The bowels should be regulated, and hot water or Vichy taken freely between meals. Careful dietary studies made in connection with acne might prove of considerable value.

#### ACNE ROSACEA.

As has been said elsewhere, this is generally coupled in the minds of the laity with alcoholism. Although alcohol is often a causative factor, the disease occurs also in those who never use alcoholic beverages. Jackson maintains that the use of large quantities of strong tea may also produce it. In general the diet should be bland and unirritating. Rich and highly seasoned food, as well as alcohol, should be avoided. Tea and coffee, if used at all, should be taken in small quantities and not too strong. The diet should be similar to that prescribed for eczema. Many of the patients, it will be found, prefer the pleasures of the table to a possible betterment of the skin disease.

#### PSORIASIS.

Diet is apparently of little value in the treatment of this condition. Many authors have recommended various forms of diet, but in general it may be said of this, as of other skin diseases, that the diet should be such as the general condition of the patient demands. If the patient is thin and debilitated, a nourishing diet should be ordered, whereas if he is obese, his diet should be restricted.

Brocq insisted on the value of regulating the diet of patients of gouty families according to the lines laid down in the section on Gout. Other authors recommend that the use of coffee, tea, alcohol, and tobacco be prohibited in nervous individuals.

#### PRURITUS.

The existence of gout, diabetes, and diseases of the liver, kidney, or alimentary tract should be definitely determined, and if such disease is found to exist, the diet should be regulated accordingly. In severe cases a milk diet may be ordered, and an abundance of mineral water between meals and on rising.

All irritating articles of diet should be avoided. All highly seasoned and indigestible dishes, pepper, especially paprika, spices, and the like, should not be used. Brocq advises that



the following articles be withheld : tobacco, alcohol, tea, coffee, fish, crabs, sausage, and cheese.

**FURUNCULOSIS.**

There is no special diet for furunculosis. The general nutrition should be improved by prescribing a varied diet of well-prepared food. If there is disease of the alimentary tract, the diet should be such as is indicated in that disease. If diabetes or anemia coexist, they should receive attention.

## SPECIAL CURES.

### THE MILK CURE.

WHILE milk is used extensively in the treatment of many diseases, it has also been advocated as a special curative agent. Karell, of St. Petersburg, and Weir Mitchell are among the chief exponents of this method of treating disease.

An exclusive milk diet has been used with good effect in renal, hepatic, and cardiac dropsy; in congestion; simple hypertrophy, and fatty conditions of the liver; in various gastric and intestinal disorders, particularly in those associated with defective nutrition, such as chronic indigestion, chronic colitis, and chronic intestinal neuralgia; in asthma due to emphysema or catarrhal conditions; in obesity; and in functional nervous conditions in which the nutrition is greatly lowered. Karell has also advocated the milk cure in organic disease of the heart and blood-vessels, in advanced kidney disease, and in rheumatic and gouty diseases.

**Method of Administration.**—Well-skimmed milk from the country, as fresh as can be procured, is used.

Karell uses from three to six ounces three or four times a day and increases the amount gradually. The milk is to be taken slowly at regular intervals, allowing it to mix with the saliva. In winter it is warmed and in summer it is given at the temperature of the room. After a week, if the stools remain solid, the quantity is increased, two liters a day being given during the second week in favorable cases. The meals are given at fixed intervals and the hours rigidly adhered to. If there is diarrhea, the milk may be boiled. Karell insists on small quantities at the outset and that the milk be skimmed.

Constipation is regarded as a sign that the milk is agreeing, and may be relieved, if necessary, by enemata, or rhubarb or castor oil may be used. Small quantities of coffee mixed with the morning's milk or stewed prunes or baked apples in the afternoon are also helpful in relieving constipation.

If flatulence occurs, it may be attributed to the fact that too much milk is being given or that it has not been properly skimmed. If there is thirst, plain water or seltzer water may be given.



During the second or third week, if there is an irresistible craving for solid food, a bit of stale bread with salt or a small amount of salt herring may be given. Once a day milk soup, thickened with a cereal, may be given. After five or six weeks one other article of food may be allowed for dinner, and if the desired effect has been produced, a gradual return may be made to an ordinary diet, which should, however, still contain considerable milk.

Mitchell gives four ounces of milk every two hours, gradually increasing the dose and lengthening the interval to three hours. He also prescribes a glass at night, if necessary, mixed with lime-water, or, later in the cure, mixed with one of the lactated infant's foods. He also insists on the necessity for prescribing rest with this treatment.

Mitchell has described the effects of the milk treatment in general as follows: "For the first week or two there is drowsiness, the tongue is coated, and there is a peculiar taste in the mouth. The patients at first lose a little weight, and later on generally gain considerably. The stools are light yellow and have a peculiar odor, like the milk stools of infancy. There is an increase in the quantity of urine, which may exceed the quantity of fluid taken into the system."

By this treatment many remarkable cures are effected in obstinate cases especially in those neuroses attended with emaciation, the improvement being due evidently to the rest and the easily assimilated diet.

### WHEY CURE.

In some of the foreign health resorts a cure somewhat similar to the milk cure has been employed, and consists in the drinking, at stated intervals, of warm whey to which alkaline mineral waters have been added. About one and one-half pints are taken daily. The amount of meat taken is limited, and the quantity of fruit and vegetables is increased. This method of treatment is said to be of value in laryngeal coughs, in chronic catarrhal conditions of the lungs or intestine, in chronic nephritis, and in chronic phthisis.

### KUMISS CURE.

This is a mode of cure much used in Russia. Patients who are to take the cure are generally sent to the country, where kumiss can be had. It is given frequently during the day—as

often as every half-hour—but not for two hours before a heavy meal, the doses being gradually increased. The diet used with it consists chiefly of meat and fat. Sugar, fruits, salads, ices, coffee, and alcohol are abstained from. If it causes diarrhea, lime-water is added. During cold weather it produces an increase in the excretion of urine, and during warm, it increases the perspiration. Constipation is overcome and there is a gain in weight. Slight drowsiness, as in the milk cure, may occur, and stimulation of the sexual organs may take place.

This cure is useful in pulmonary tuberculosis and when there is a decided lowering of the nutrition. The effects are those obtained from a generous diet combined with open-air life.

### THE YOLK CURE.

Yolk of egg has been recommended in diabetes (see same), and also as a most desirable food for the underfed and individuals suffering from malnutrition. In many cases where the whole egg is not well borne the yolks may be used to great advantage. From 10 to 40 yolks may be taken daily in addition to some other food. The fat, lecithin, and ferments found in the yolk render it particularly suited to individuals whose nutrition is below par and who do not do well on ordinary diets.

Stern<sup>1</sup> gives the following sample diet, outlined for a consumptive weighing 50 kilos (110 lbs.), whose normal weight should be 63.6 kilos (140 lbs.):

	Number of yolks.	Calories in the yolks.	Total number of calories.
Breakfast:			
250 c. c. skim milk with 4 yolks . . . . .	4	200	200
30 grams wheat toast . . . . .			75
Early Lunch:			
Cup of coffee, 2 yolks . . . . .	2	100	100
Dinner:			
One plate of soup, 4 yolks . . . . .	4	200	225
Beef (very lean) 150 grams . . . . .			125
30 grams wheat toast . . . . .			75
4 o'clock:			
25 c. c. skim milk, 30 c. c. whiskey, 3 yolks . . . . .	3	150	370
Supper:			
Porridge of farina or rice 100 grams, 1 yolk, skim milk . . . . .	1	50	350
Apple sauce, 75 grams . . . . .			30
At bedtime:			
Night cap (90 c. c. hot water, 10 c. c. whiskey, 1 yolk, teaspoonful granulated sugar) . . . . .	1	50	110
	15	750	1750

<sup>1</sup>Medical Record, Dec. 31, 1904.



The diet should be made as varied as possible if the treatment is to extend over any great length of time, and dishes devised in which the yolks may be incorporated.

### DIET CURES.

Numerous methods of curing various diseases by means of special diets have been advocated by physicians and laymen from time to time. For the most part they have been the outcome of ignorance or of fanaticism, and they have often been associated with some religious exercise. Their popularity has, as a rule, been ephemeral. They are suited to those who habitually overeat. Among the better known are the following :

**The Grape Cure.**—This is carried out chiefly in grape-growing countries during the vintage season. It is recommended for chronic constipation, for those individuals who have enlarged congested livers, for obesity, and for various lithemic conditions ; its use has also been suggested for many other conditions of the lungs, stomach, etc.

The cure consists in visiting the grape district and in eating from four to six pounds of grapes daily. Even large quantities are sometimes taken. It is recommended that the fruit be taken, when possible, on rising and between meals. When this disagrees, as it often does, the grapes are taken at the close of a meal. The patient is given at the same time an easily digested but nutritious diet. The grapes have a decidedly laxative effect, which, combined with the change of scene and pleasant outing, often produces most beneficial results. When taken in too large quantities or in poorly selected cases, unpleasant symptoms, such as swelling of the gums from the acid and diarrhea, may occur.

**Other Fruit Cures.**—Other fruits are often used in various cures lasting from a month to six weeks. Apples, pears, oranges, lemons, in fact, almost all fruits have been vaunted at some time as cures. Various methods are followed, the basis of all being a greatly restricted diet with an abundance of fruit.

They are used in the same diseased conditions for which the grape cure has been prescribed.

**Dry Cure.**—This consists in taking as little water as is consistent with life. The water taken in addition to that contained in the food has been restricted in some cases to a pint a day. This treatment has been recommended for effusions in

the serous cavities and joints, in obesity, and in gastric dilatation. Many unpleasant and dangerous symptoms may follow this treatment. Tufnell's treatment for aneurysm is founded on the same principle.

**Schroth's Cure.**—This is a form of the dry cure used in Europe for dilatation of the stomach, chronic peritonitis, and various other conditions. The amount of food is reduced for several days, and then nothing is given but dried bread, with the addition, at dinner, of boiled vegetables. A small quantity of hot wine is allowed to quench the thirst. When the thirst becomes intolerable, the patient is given large quantities of hot wine and then the quantity is again reduced. This treatment is severe, and great suffering is engendered, dangerous and even fatal complications often ensuing. It has been said to be beneficial in some cases.

**The Meat and the Hot-water Cure.**—These resemble somewhat the Carlsbad and similar dietetic methods used in obesity and in dilatation of the stomach. The diet consists chiefly of meat-fiber, eggs, and dry toast. Hot water is taken before meals and at bedtime.

**The Kneipp Cure.**—This consists chiefly of a diet of fruit, bread, and milk, with small quantities of meat and vegetables. The cure directs that the patient walk barefooted in the grass while the dew is still on it. It became popular a few years ago among the faddists and among those who habitually overfed.



## THE DIETETIC MANAGEMENT OF SURGICAL CASES.

**Preparation for Operation.**—Surgical operations that must be performed immediately, of course, admit of no preparation. Most operations, however, may be postponed for several days or longer, thus enabling the patient to be put in good condition by rest, preferably in bed, and a nourishing, easily digested diet. This is of great importance in nervous women, and no major operation should be undertaken, except when urgently demanded, without giving the patient the benefit of the "building-up process." A plan that seems to be popular at the present day, especially among gynecologists, is to operate first and then to build up the patient. Were this plan reversed, many operations could be avoided altogether. The truth of this is illustrated by the following case: A nervous young woman of twenty was advised by a surgeon to undergo operation for the anchoring of a movable kidney. Later she consulted an eminent physician, who prescribed rest with proper nourishment under the care of a competent nurse. In six weeks' time her gain in weight was such that the kidney became anchored in normal fat, whereas all nervous symptoms had disappeared.

The value of rest in bed is greatly augmented by massage, electricity, and baths; by tonics; and by laxatives to correct the tendency to constipation that usually exists.

**Diet and Laparotomies.**—One or two days previous to the operation the bowels should be cleansed thoroughly by a saline, such as sulphate of magnesia, and in the case of abdominal or pelvic operations, an enema or two may be given in addition, the object being not only to secure cleanliness, but to obtain rest for the bowels. Licorice powder may be substituted as a laxative, or in delicate patients aloes, cascara sagrada, or citrate of magnesia may be employed. The washing-out of the rectum should be performed early on the morning of the operation—at six or seven o'clock or at least three hours before the operation.

The diet on the day previous to the operation should be light. On the morning of the operation a glass of milk or a cup of very weak cocoa or beef-tea should be given. There is no objection to adding a small piece of toast, a biscuit, or a cracker. This should, however, precede the operation by at least three or four hours. If the operation is performed early in the morning, nothing need be given before it. Operation upon the gastro-intestinal tract should be proceeded by the special diet given below (Diet following Operation on the Stomach).

After the operation there is usually nausea. This may be lessened or entirely prevented by a method which has been practised for some time in Halsted's service at the Johns Hopkins Hospital and in Finney's at the Union Protestant Infirmary of Baltimore in all cases of ether anesthesia; namely, washing-out of the stomach after all surgical procedures while the patient is on the table and still under the influence of the anesthetic. C. S. White,<sup>1</sup> too, extols this method in a recent report, in which he shows that in a series of 20 consecutive cases, 60 per cent. did not vomit, while in 100 consecutive cases of ether anesthesia without lavage only 30 per cent. did not vomit.

As a rule, nothing should be given by mouth for twenty-four hours. Very small quantities of carbonated water or iced water or of very hot water may be given, or, if the patient is weak and in need of nourishment, milk may be given in teaspoonful doses, lime-water or a carbonated water may be added to the milk if necessary. Hot weak tea is often acceptable to the patient, and if there is need of a stimulant, strong black coffee may be administered; or if an alcoholic stimulant is desired, champagne in small doses or good brandy diluted with aerated water may be prescribed. If champagne or good brandy cannot be obtained, very old pure whisky may be used. For the first twenty-four or forty-eight hours the diet should be liquid—milk or one of the liquids given in the diet-list below. Usually from 5 to 10 ounces of food will be taken the second, and from 10 to 15 ounces the third day. On the fourth day, if there are no untoward symptoms and it is deemed advisable, a soft diet may be given. (See list below.) After a week or ten days the ordinary diet may be resumed.

**Nausea and Vomiting.**—This is more frequent after prolonged operations and when ether has been the anesthetic used, but can often be prevented by washing out the stomach

<sup>1</sup> C. S. White, *Annals of Surgery*, August, 1904.



while the patient is still under the influence of the anesthetic, as has been mentioned. It may be transitory, or may continue for days or even a week, depending on the severity of the operation and also on personal habit. The management of nausea and vomiting may become a matter of the greatest difficulty.

While the vomiting is active no food should be given by the mouth. If it persists and the patient is weak, rectal enemata may be prescribed unless contraindicated by some special operation. These may be given every six or eight hours. (See Rectal Feeding.)

Various methods for the relief of vomiting may be tried. A teaspoonful or two of hot water, to which has been added a drop of dilute hydrocyanic acid or of tincture of capsicum to an ounce or two of water, may be effectual. Teaspoonful doses of iced champagne may be useful, as may also the following: Drop doses of creasote in a teaspoonful or two of lime-water; drop doses of spirits of chloroform at frequent intervals; ten or twenty minims of a 2 per cent. solution of cocain; morphin in very small doses, or bismuth subnitrate. A mustard plaster, an ice-bag, or a hot-water bag applied to the epigastrium sometimes brings relief. If the bowels have not moved, the vomiting may be relieved by an enema. A full glass of hot water frequently gives relief, and even if it is rejected it serves to wash out the stomach. Washing out the stomach with a weak boric-acid solution is often effective in checking the vomiting when all other methods fail. Total abstinence from food, drink, and medicine is the safest way to manage the majority of cases.

**Thirst.**—This is often a troublesome symptom; in some cases it is almost intolerable. Kelly has reported the case of a patient who drank about a quart of water from a hot-water bag placed at her feet; many similar occurrences could be cited. Clark reported from Kelly's wards the use of high enemata of saline solution to allay the thirst following operation. About a quart of solution is used. The patient *must be fully under the anesthetic* or sufficiently large quantities will not be retained. "A stiff rectal tube is inserted well up into the sigmoid flexure, and the fluid is slowly poured into a glass funnel held three feet above the patient's buttocks." While this is being done the patient's buttocks should be elevated six or eight inches, and the fluid allowed to flow well into the colon. It is very rarely expelled. If this can not be done and the thirst is intolerable,

the patient may be given small quantities of plain hot water, carbonated water, or hot weak tea. The tea is often retained when water is rejected.

**Care of the Bowels.**—As a rule, by the third day after operation, it is desirable that the bowels be evacuated, and to this end a pill of aloes, belladonna, and strychnin or a dose of cascara or licorice powder may be given. Calomel is a favorite drug with some operators, one-tenth to one-fourth of a grain being given every half-hour or every hour until from one to three grains have been given. This may be followed by a half-glass of citrate of magnesia, a few drams of a saturated solution of sulphate of magnesia, or a dose of castor oil. If necessary, an enema may be given. Kelly gives the following formula of Dr. C. P. Noble :

℞	Magnes. sulph. . . . .	ʒij;
	Ol. terebinth. . . . .	ʒss;
	Glycerin. . . . .	ʒij;
	Aqua . . . . .	qs. ad. ʒiv.

Sig.—Inject into the bowel.

Not more than three enemata should be given during the entire third day.

If the patient is doing well and there are no untoward symptoms, and if ordinary efforts do not produce a movement, no alarm need be felt even if there be no evacuation up to the sixth day. At about this time they will often move naturally.

**Dietetic Management of Shock.**—Much can be done, by proper management of the diet before the operation, to prevent shock. What is generally spoken of as the building-up process should be resorted to, especially when the patient is very much debilitated, before every operation that will permit it

Following the operation, in addition to the usual means of stimulation, as the application of external warmth and the like, stimulating and nutrient enemata may be given. The first enema may be administered while the patient is on the table and still under the influence of the anesthetic. This may be repeated every three hours, or, if the patient's condition allows it, at longer intervals. Kelly recommends an enema consisting of two ounces of brandy, twenty grains of carbonate of ammonia, with sufficient water or beef-tea at 37.8° C. (100° F.) to make eight ounces. Either of the following nutrient enemata may be used to advantage (see Rectal Feeding) :



- (1) One egg.  
A little salt.  
Peptonized milk, 2 to 3 ounces (60-90 c.c.).  
Brandy, 1 ounce (30 c.c.).
- (2) Whites of two eggs.  
Peptonized milk, 6 to 7 ounces (180-200 c.c.).

**Anesthesia and Diet.**—In general the following plan may be adopted with satisfactory results in all cases where an anesthetic is to be administered and circumstances permit it to be carried out. The day preceding the operation the patient should keep quiet; the bowels should be thoroughly emptied by means of a saline, and the diet should be light and easily digestible. The supper should be a light one, and the breakfast on the morning of operation should consist of a glass of milk, a cup of beef-tea, or a cup of weak cocoa. If there is hunger, a small piece of toast or a biscuit (cracker) may also be given. This should be given at least two or three hours before the anesthetic is to be administered. If the patient is weak and in need of a stimulant, an ounce or two of brandy or whisky may be given, diluted with a small quantity of plain or of carbonated water, a half hour or more before the anesthetic is to be administered. *At the time of anesthesia the stomach should be empty!* This has a tendency to lessen the nausea that is apt to follow the operation, and prevents vomiting while the operation is in progress. If the stomach contains food and vomiting occurs, the vomited material may be drawn into the larynx and cause choking or severe coughing, or it may be drawn into the lungs and cause pneumonia. The vomiting and coughing may, besides, interfere materially with the progress of the operation.

If it is necessary to administer an anesthetic after a full meal and circumstances permit, an emetic may be given to empty the stomach before operation is begun, or it may be better to wash out the stomach.

Nausea is apt to follow after anesthesia, particularly after the administration of ether; this has been discussed in a previous paragraph. If nausea does not occur, a cup of weak tea or of diluted milk may be given two or three hours after the operation, and if that is retained, milk may be given as often as every three hours if desired. For supper, bread and milk or cocoa or a slice of toast and a cup of tea may be allowed. It is well, however, to wait until the following day before giving anything more. On the following day, if there is no nausea or

other untoward symptoms, a light breakfast may be given, and after that as rapid a return to an ordinary diet as circumstances will allow may be made.

#### DIET AFTER OPERATION.

There are many erroneous views concerning the diet suitable after operations. These views are held not only by many surgeons of large practice, but by physicians and hospital men as well. Fortunately, the day is passing when the surgeon considers his duty done when he removes his operating gown. There are still hospitals, however, where much of the after-treatment of operations is delegated to untrained men, who, often fresh from the lecture-room, are uncertain as to what diet the patient should receive, and therefore leave this entirely to the nurse.

The diet following operations should be supervised by the surgeon himself or by an assistant who has been especially trained for the purpose. In operations about the mouth, as for harelip, and on the alimentary tract, the management of the diet is often of as much importance as the operation itself. Hans Kehr maintains that the diet is as important a part of the technic after operations as the sterilizing of hands and instruments is before it. On account of the difficulty of maintaining a proper diet at home, owing to the interference of well-intentioned but misguided friends, he refuses to operate at the home of the patient except when transportation is out of the question.

It should be remembered that confinement to bed for weeks after an operation greatly impairs the nutrition, and every effort should therefore be made to select operations that reduce the period of confinement to bed as much as possible. The patients should be allowed to get up as soon as practicable, if only to sit in a wheel-chair, and so make airing more easy. Many ingenious devices have been invented for maintaining comfortable positions and at the same time permitting the patient to be moved about. In some cases massage and electricity may be employed, and whenever it is possible the patient should be in the fresh air a part of the time. Wherever feasible the bed may be rolled to a sun parlor or to a porch to supply the necessary light and air. When this is done marked improvement in the nutrition of the patient follows.

In patients who are up and about no especial diet is, as a rule, necessary, except after operations on the mouth, larynx, or alimentary tract (see p. 552). The diet should be as simple and



nutritious as possible—usually that of the ordinary individual. Diabetics do best on the diet advised for diabetes, and on such a diet healing may be facilitated, whereas on an ordinary diet it may progress but slowly or not at all. Gouty and dyspeptic patients should receive especial attention, as has been directed in a previous section. Vegetarians should gradually be returned to a mixed diet—indeed, a few weeks' stay in a hospital may serve to cure them from the folly of pursuing such a diet. Children should be fed as directed in the section on the Feeding of Infants and Children, and in all cases, where the condition permits, the child should be accustomed to the diet of the hospital before the operation, or the results of improper feeding may be wrongly attributed to the operation and much harm result.

In all cases the individual should be carefully studied as regards his habits and nutrition. It is surprising to see how the condition improves and the appetite returns after pus has been evacuated.

Those habituated to the daily use of alcohol for years should receive a moderate average amount, lest nutrition be interfered with or delirium develop. The amount should be the minimum required to secure results, but should not be so low as to defeat the purpose for which it is given.

**Diet after Operations about the Head.**—Following all injuries or operations about the head the diet should be carefully regulated. For the first few days the diet should be light if the brain has been affected—usually liquid—and as nutritious and as easy of digestion as it is possible to make it.

The bowels should be kept open. No alcohol should be allowed except in the case of habitués, and these should receive the minimum amount based on their previous daily average. If the patient is unconscious or unable to swallow, he should be fed with the nasal or stomach-tube or rectal feeding may be instituted.

After brain operations, when there are no unusual symptoms, the diet should be liquid for the first two or three days and then a semisolid or even an easily digestible solid diet may be allowed. Milk-toast, junket, bouillon and egg, soft-boiled or poached eggs, squab, chicken, and the like are allowable. The diet should be light but sufficient in quantity until the patient is up and about, when the amount may be increased until a nearly normal diet is taken.

In operations of a plastic nature about the face, where the

taking of food or vomiting is apt to open the wound, the food should be given by the rectum until all danger of vomiting is past and until the patient can masticate or swallow without fear of injuring the part. It should be remembered that wounds about the mouth are often very easily pulled apart.

**Diet after Harelip or Cleft-palate Operations.**—Following these operations especial attention to the diet is necessary. The child should be sent to the hospital several days or even weeks before the operation, in order to accustom him to the attendants, to the hospital feeding, and to teach him to take nourishment from a spoon or by means of a long medicine-dropper. If the patient is an infant, it should receive the diet on which it is increasing in weight. If breast milk is to be given, it should be taken from the breast with a breast-pump and fed to the infant with a spoon. The greatest cleanliness should be observed, and the technic of preparing and preserving the milk should be carefully carried out. The infant should not be allowed to suck too soon, for fear of breaking open the wound.

In all mouth operations the diet should consist of cold sterilized milk or modifications of milk until solid food can be taken. Rectal feeding or feeding by means of a nasal tube may be used as a temporary expedient.

**Diet after Esophageal Operations.**—Following esophagotomy rectal feeding may be employed, or the patient may be fed with a nasal or a stomach-tube until he is able to swallow without pain. The food should be of liquid or semisolid consistency until the wound has healed, except when the patient may be trusted to masticate all food very thoroughly. If the food is regurgitated through the wound or if it passes out on swallowing, the feeding had better be accomplished by means of a tube, or rectal feeding may be instituted for several days.

**Diet after Excision of the Larynx.**—The diet after this operation is a matter of great importance. Formerly great difficulties were encountered, and gastrotomy was often resorted to as a means of furnishing food to the patient. With improvement in technic this may now usually be dispensed with. (The student is referred to the text-books on surgery for an account of the improved technic.)

The length of time that must be allowed to elapse after the operation before the patient can be permitted to swallow is dependent upon the patient's condition. Graf operated upon a patient who was able to swallow on the day following the opera-



tion. The length of time varies ordinarily from four days to eight weeks or longer. During this time rectal feeding may be employed at the outset, or the nasal or the stomach-tube may be used. Some operators insert a tube in the esophagus and allow it to remain there for days. It may be passed through the mouth or the nose. This method has been strongly condemned and is not in general use.

**Diet after Operations about the Gall-bladder or Liver.**—Following operations upon the gall-bladder, where a fistula has been made, the food should consist largely of the proteins and carbohydrates. The fats are not well borne, and for this reason it is well to eliminate them so far as possible from the dietary.

**Diet after Operations about the Pancreas.**—The functions of the pancreas, with the exception of furnishing a fat-splitting enzyme, can be assumed and carried on by the other glands. The diet does not differ from that advised for other abdominal operations, but it may be well to limit the consumption of fats. The use of artificially pancreatized food has been suggested. This is a subject that requires further investigation.

**Diet after Operations about the Kidney.**—In all operations about the kidney the diet should be so arranged as to make the work of elimination as easy as possible for the organ. This may be accomplished by a diet such as has been prescribed in chronic or even in acute nephritis. All irritating substances, in particular, should be avoided.

**Diet after Operations on the Stomach.**—In preparing patients for operations on the stomach the fact that such individuals are often emaciated and weakened by long-continued illness must constantly be borne in mind; on this account such patients should, wherever possible, be "built up" for at least a week before operation. In order to accomplish this result as much digestible food as the patient can consume should be given him. It should be offered to him in as appetizing and in as concentrated a form as possible; as a rule, only small quantities at frequent intervals should be given.

If necessary, rectal alimentation should be practised; in individuals who are anemic and very weak, the use of a salt infusion the day previous to the operation is advisable. In all operations on the stomach it is most important that the organ be as sterile as possible, and also entirely empty before the operation. Since the noteworthy experiments of Cushing and

Livingood,<sup>1</sup> by which these investigators established the fact that an amicrobic state can be produced in the stomach and small intestine, Finney, as well as other surgeons, has taken advantage of this fact in his surgical procedures on the stomach.

By washing out the stomach thoroughly with sterile water twice daily and feeding the patient on a sterile diet the stomach may be kept free from micro-organisms. Finney advises the following procedure :

“ For three to four days preceding the operation the patient is fed on sterile liquid food at intervals of two hours. The food is served in sterile dishes. Always before taking nourishment the mouth is thoroughly cleansed with a 1 per cent. solution of carbolic acid.

“ For four to five days after the operation nourishment is administered only by means of rectal alimentation. Normal salt solution enemata are alternated with the nutrient enemata at intervals of every four hours.

“ On the fifth day after the operation egg-albumin is given in teaspoonful doses, gradually increased to one-half ounce every two hours, if well borne, and finally to one ounce every two hours on the sixth day, and two ounces on the seventh day, and four ounces every three hours on the tenth day.

“ On the twelfth to the fourteenth day the patient is given a soft-boiled egg, and the following day soft food, and on the eighteenth day light solid food.”

Surgeons differ markedly in their views regarding the time that should be allowed to elapse after operations on the stomach before mouth-feeding is begun. Some, as Czerny, allow eight days to elapse, whereas others, as von Eiselsberg, give very light food, such as milk, the day following the operation. According to Kehr,<sup>1</sup> the following regulations as to diet should be maintained after operations on the stomach :

“ 1. After operation, the diet should be regulated at first from hour to hour, then from day to day.

“ 2. Strong, healthy individuals may be allowed to go without food as long as their general condition warrants it.

“ 3. The more extensive the operation, the more care should be exercised with the diet.

“ 4. Patients weakened by cancerous growths may be allowed liquid food as soon as the effect of the anesthetic has worn off.

“ 5. An exact knowledge of the motor as well as the secre-

<sup>1</sup> *Johns Hopkins Hospital Reports*, vol. ix.

<sup>1</sup> *Leyden's Handbuch der Ernährungs-Therapie*, 2d edition, vol. ii., p. 555.



tory functions of the stomach will indicate the proper method of feeding in these cases."

**Diet after Operations on the Intestine.**—In operations on the upper portion of the intestine the dietetic regulations are similar to those previously described under Operations on the Stomach; food may, however, be given by the mouth earlier than after operations on the stomach. The food should be of such a nature as will not leave too solid a residue in the bowels; it must also vary according to the pathologic condition present, as well as according to the extent of the surgical procedure.

After an ordinary appendix operation the patient may be given liquid food on the second day after operation; on the third day a soft diet may be allowed, and on the fifth or sixth day solid food may be taken; on the other hand, if the operation has been a serious one, with pus-formation and a gangrenous appendix, he may be required to be fed exclusively by rectal enemata for five or six days or more.

The cause of death after gastric and intestinal operations, according to F. Ehrlich,<sup>1</sup> is not so much shock as exhaustion, brought on by starvation before and after the operation. To prevent this he feeds his patients immediately after the ether nausea has worn off, and he feeds them well.

He feeds his patients by a routine method in the following manner: So soon as the nausea from the anesthetic has worn off, the patient gets tea, red wine or gruel; on the day after the operation he is given sweetbread in bouillon, even if it nauseates him; if the nausea is persistent his stomach is washed. On the second day, finely chopped, cooked squab, chicken or veal is added; on the third day, beef, potato purée, and cakes; on the fourth, chopped ham (raw), soft zwieback, and soft-boiled eggs; on the fifth day, white bread and spinach. After the seventh day the meat is not chopped and then the patient returns gradually to normal diet. The bowels are regulated with oil enemata. The shock of the operation does not usually last beyond the third day.

After operations on the rectum the patient is kept on a fluid diet for from four to five days; after this a soft diet is given, and finally, in six or seven days, solid food may be prescribed.

**Feeding Through Gastric or Intestinal Fistulas.**—After gastric or intestinal fistulas have been made, the patient may, if necessary, be fed through these openings as early as

<sup>1</sup> *Münchener medicinische Wochenschrift*, 1904, ii., 613, No. 14.

a few hours after the operation. It is best at first to give only very small quantities of liquids at frequent intervals. Kehr advises alternately, every two hours, one-half cup of tea with cognac, milk, and egg, and, on the second day, wine with peptone. He adds bouillon with an egg on the third day, and begins with "mushy" food, such as potato soup, flour soups with egg, beef-tea with minced breast of chicken on the eighth day. After three weeks the patient may be allowed to masticate his food, and then, by means of a rubber tube, pass it into the stomach through the fistula.



## ARMY AND NAVY RATIONS.

### ARMY RATIONS.

By the term "ration" is meant the sum-total of the daily allowance of food issued by a government to its soldiers and sailors. Candles and soap also form part of the ration. Computation of the quantities of the various component parts of the ration is greatly facilitated by the use of the "Army Ration Issue and Conversion Tables," which show, almost at a glance, the amounts required for any number of rations from 1 to 50,000.

The subject of army rations has received careful study. The subjoined tables, taken for the most part from articles on army diet by Major Charles E. Woodruff, of the United States Army, give a summary of the rations furnished the various armies of the world.

The ration in times of peace is easily arranged. Whether or not the soldier is well fed will depend largely on the commander and the cook of the company. Each soldier is required to do his own cooking, except in garrisons, when certain men are detailed for that duty. If the cook is energetic and skilful, he will be able so to arrange the diet as to give the men sufficient variety; if, in addition to the regular ration, there are a kitchen-garden at the army post and a well managed "savings fund," the company should live very well indeed. On the other hand, if the cook is unskilful or lazy, and if there is neither kitchen-garden nor savings fund to draw upon, the company will receive a monotonous or even an injurious diet. The "savings fund" is made up of the money obtained from the sale of unused rations. That part of the ration which is not utilized is resold to the commissary, and the money so obtained is expended by the commander of the company for table luxuries. The fund is augmented by the profits of the "Post Exchange," which is a sort of general store where tobacco, lunches, and the like are sold. The amount and variety of food supplied are set forth in the following tables,<sup>1</sup> compiled by Woodruff from observations made by him at Fort Assiniboine, Montana:

<sup>1</sup> Woodruff, *The Journal of the American Medical Association*, December 3, 1892, p. 651.

Uncooked Food of Garrison Rations for Ten Days. Weights in Pounds. Daily Average, 440.4 Men.—(Woodruff.)

	Gross weight.	Waste.	Net weight.	Water.	Protein.	Fats.	Carbo-hydrates.	Salts.	Calories.
Bacon	2788½	3¾	270	54.00	21.60	187.65	263.80	6.75	831,600
Beans	428½		428½	54.05	99.10	8.57		13.29	691,228
Pork	3455½	31	3124½	37.85	2.82	259.00		19.14	1,097,753
Sugar, brown	731		731	21.93			705.42	3.65	1,312,081
Flour	4,323½	126½	4,222½	531.56	467.78	46.78	3185.12	21.95	5,691,110
Beef	5,025	1131	3,894	2196.70	682.97	978.38		33.95	6,468,392
Potatoes	5,116	1385	2,730	2943.00	78.33	3.73	667.67	37.30	1,388,750
Onions	700	150	550	481.80	7.70	1.65	55.55	3.80	123,750
Oatmeal	44		44	3.84	6.65	3.13	30.01	0.88	81,400
Cornmeal	85		85	12.75	7.82	3.23	60.01	1.19	139,825
Apples, canned	10		10	8.32	0.92	0.94	1.39	0.93	3,150
Apples, dried	183		183	46.85	1.65	3.80	139.85	2.37	257,494
Yucca (20) and cornstarch (13)	89		89	0.78			38.14	0.98	70,980
Syrup	165		165	6.09	0.58	49.30	90.60	1.74	209,670
lard	107½		107½	70.60				3.50	168,795
Rice	26		26	12.90	0.65	89.66	20.65	0.14	42,880
Corn, canned	68		68	51.22	1.92	0.70	8.32	0.38	21,785
Tomatoes, canned	332		332	6.88	2.66	1.33	8.30	1.00	29,560
Macaroni (31) and vermicelli (1½)	82½		82½	318.72	4.78	0.15	40.32	0.42	73,815
Milk, fresh	31		31	25.61	1.58	1.80	2.09	0.31	12,552
Milk, condensed	31		31	7.75	5.27	3.41	13.64	0.93	49,442
Cheese	10½	½	10	3.50	3.30	2.20	0.50	0.50	16,000
Fruites	35	20	15	10.00	0.75		4.09	0.25	3,500
Cabbage and sauer-kraut	250	50	200	182.00	4.20	6.60	11.00	2.20	31,000
Ham	32	4	28	11.63	4.68	11.00		0.76	54,880
Apricots	20		20	13.50	0.40		6.00	0.12	9,200
Barley	5		5	0.55	0.65	0.14	3.80	0.15	9,000
Peas	4½		4½		1.20	0.08	2.54	0.12	7,943
Raisins	14	4	10	6.45	0.05		8.50	0.08	6,153
Chocolate	3		3	0.48	0.60	1.50	0.30	0.12	7,950
Totals	18,598	2908¾	15,689½	7120.80	1418.21	1057.17	5363.66	154.82	19,446,960
Daily average per man	4.22	.66, 15½ p.c.	1.56, 85½ p.c.	733	145	171	550	16	4,416
Counting flour as bread, amount eaten is 4 lb. per man. Per cent. of am't eaten				45	9	11	34	1	
Including Table V. (salts only) grams				733	145	171	550	84	
Including estimated amounts in Tables V. and VII.	5	¾	4½ (2.8 lb. water free)						



*Percentage of Waste.*

Bacon . . . . .	1.40	
Pork . . . . .	8.00	} only 9 pounds were reported, but this was increased in 31 pounds, to include bones, etc.
Bread . . . . .	3.30	
Beef . . . . .	22.50	Crusts and small unavoidable wastes.
Potatoes . . . . .	27.09	19 $\frac{1}{4}$ bone, 2 $\frac{3}{4}$ fat, and other wastes.
Onions . . . . .	21.04	Parings and defective ones.
Prunes . . . . .	33.00	" " " "
Cabbage . . . . .	45.00	Stones and other wastes.
Ham . . . . .	12.00	Estimated.

*Additional Articles Consumed.*

	Daily per man.	Allowance.	
338 lbs. green coffee . . . . .	1.23 ounces.	1.60 ounces.—Or	
8 lbs. tea . . . . .	0.03 ounce.	0.32	
20 gallons vinegar . . . . .	0.14 gill	0.32 gill	} Allowance is large to allow of making a saving to be used in making sauer-kraut and pickles in the fall.
10 lbs. pepper . . . . .	0.036 ounce.	0.04 ounce.	
11 bottles flavoring extracts.			
3 lbs. mustard.			
24 lbs. baking-powder.			
6 lbs. currants.			
5 gallons pickles.			
4 kegs pickled pigs' feet . . . . .			} Though containing much energy, it is omitted because composition is unknown, and the actual amount per man is very small.

*Consumption and Allowance per Man.*

	Daily per man.	Allowance.	
4379 lbs. flour . . . . .	15.91 ounces.	18 ounces.	Includes purchases.
4946 $\frac{1}{2}$ lbs. bread . . . . .	17.97 "	18 "	
343 $\frac{3}{4}$ lbs. pork . . . . .	1.34 "	1.2 "	
273 $\frac{3}{4}$ lbs. bacon . . . . .	1.00 ounce.	2.4 "	
5025 lbs. beef . . . . .	18.30 ounces.	18.0 "	
5116 lbs. potatoes . . . . .	18.50 "	12.8 "	80 per cent. of vegetables.
700 lbs. onions . . . . .	2.50 "	3.2 "	20 per cent. of vegetables.
428 $\frac{1}{2}$ lbs. beans . . . . .	1.50 "	2.4 "	
763 lbs. sugar . . . . .	2.70 "	2.4 "	
64 lbs. butter . . . . .	2.00 "	.	
137 lbs. lard . . . . .	0.50 "	.	
15 gallons syrup . . . . .	0.40 gill.	.	

The United States is the only nation that furnishes the entire ration to the soldier. The following table, compiled from the "Army Ration Issue and Conversion Tables," gives the United States Army ration :

ARTICLES.	QUANTITIES.
<i>Meat Components.</i>	
	Ounces.
Fresh beef . . . . .	20
Or fresh mutton when the cost does not exceed that of beef . . . . .	20
Or pork . . . . .	12
Or bacon . . . . .	12
Or salt beef . . . . .	22
Or, when the meat cannot be furnished, dried fish . . . . .	14
Or pickled fish . . . . .	18
Or fresh fish . . . . .	18
<i>Bread Components.</i>	
Flour . . . . .	18
Or soft bread . . . . .	18
Or hard bread . . . . .	16
Or corn meal . . . . .	20
Baking-powder for troops in the field when necessary to enable them to bake their own bread . . . . .	1½
<i>Vegetable Components.</i>	
Beans . . . . .	2½
Or peas . . . . .	2½
Or rice . . . . .	1½
Or hominy . . . . .	1½
Potatoes . . . . .	16
Or potatoes 12½ and onions 3½ . . . . .	16
Or potatoes 11½ and canned tomatoes 4½ . . . . .	16
Or other fresh vegetables not canned when they can be obtained in the vicinity of the post or transported in a wholesome condition from a distance . . . . .	16
<i>Coffee and Sugar Components.</i>	
Coffee, green . . . . .	1½
Or roasted . . . . .	1½
Or tea, green or black . . . . .	2½
Sugar . . . . .	2½
Or molasses (gills) . . . . .	1½
Or cane-syrup (gills) . . . . .	1½
<i>Seasoning Components.</i>	
Vinegar (gills) . . . . .	1½
Salt . . . . .	1½
Pepper, black . . . . .	1½

**Travel Ration.**—This is used when troops travel by cars, or when they are separated for short periods from cooking facilities and do not carry cooked rations.

ARTICLES.	Per 100 rations
Soft bread, pounds . . . . .	112.5
Or hard bread, pounds . . . . .	100.0
Beef, canned, pounds . . . . .	75.0
Baked beans, 1-pound cans, number . . . . .	33.0
Or 3-pound cans, number . . . . .	15.0
Coffee, roasted, pounds . . . . .	8.0
Sugar, pounds . . . . .	15.0
Canned tomatoes, pounds . . . . .	100.0



On arriving at their destination the ordinary ration is resumed. When traveling unaccompanied by an officer, each man may be allowed a cash sum per day for the purchase of prepared coffee in lieu of the coffee and sugar of the travel ration.

The *emergency ration* consists of :

Bacon . . . . .	10.0 ounces	Saccharin . . . . .	4 grains
Hard bread . . . . .	16.0 "	Salt . . . . .	0.64 ounce
Pea meal . . . . .	4.0 "	Pepper . . . . .	0.04 "
Coffee (roasted) . . . . .	2.0 "	Tobacco . . . . .	0.50 "
Or tea . . . . .	0.5 ounce		

Woodruff states that the travel ration is insufficient for men in very active service. The ration is planned for healthy men and in order to make allowance for those who fall sick, the money value of the ration is given to the surgeon, who purchases whatever diet is needed in addition to certain articles, such as condensed milk and beef-extract, issued by the medical department.

Concerning the selection of a ration Woodruff says: "An army must be fed at a great distance from the market, and it is therefore evident the chief objects in view in the selection of the soldier's food must be facility of transportation and ease of preservation in all climates. Articles that are bulky or easily damaged by rough handling, and those that are not easily preserved from decay, are at once ruled out. It need scarcely be mentioned that the articles must be produced in abundance throughout the country, neither imported nor the particular preparations of a few manufacturers. Couple with this the fact that the articles must be so inexpensive as to refute any charges of extravagance, and it will be readily understood that with a few exceptions the ration contains about all the articles that it is possible to put in at present without calling on foods that are preserved, canned, or otherwise specially prepared."

For the reasons just stated Woodruff says that the soldier's ration has always been simple and dry. There was but little change in the army ration until recent years. In arranging the ration for an army there are a number of matters that require careful consideration. An army in a cold climate can not thrive on the same diet that an army in the tropics would do well on, and *vice versa*. In a cold climate any article that will be spoiled by freezing must be eliminated from the dietary. This excludes potatoes, fresh vegetables, canned goods that are in fluid form, and the like.

The subject of diet for soldiers in the tropics is one of great interest. Food that excessive heat will spoil or that can not

easily be preserved by ignorant men must be avoided. The ration should be so arranged that it may readily be changed to suit the climate. It has been abundantly proved by our army in the Philippines that men living quiet lives in the tropics eat less than they would in a cold or temperate climate. This difference is particularly marked in the consumption of meat and fatty substances. If, however, an army is undergoing very active service with excessive labor and resulting fatigue, the meat allowance will have to be correspondingly increased to make up for the wear and tear of the muscular system. Major Kean is quoted as follows in the report of the Surgeon-General of the United States Army, 1900, p. 201 :

“He premises that a tropical dietary, as compared with one suited to a colder climate, should have less fat and more carbohydrates, less stimulating proteins in the form of meat, a greater variety of diet both of meats and of carbohydrates in the form of fresh vegetables and fruits, and, lastly, a fairly liberal supply of ice. His argument for the substitution of carbohydrates for fats is that the digestion is weakened in hot climates and the liver is inclined to torpidity, while ingested fats are prone to split up into butyric, caproic, and other irritating acids, which the diminished secretion of the liver is unable to neutralize. As intestinal digestion cannot proceed in the presence of acidity, the condition known as biliousness is established, with putrefaction of the intestinal contents and the production of various harmful alkaloid substances. A catarrhal inflammation of the bowel results, with diarrhea, which is at first of advantage in eliminating the harmful substances, but which under the continued irritation of unsuitable diet is liable to continue and become aggravated. As to a lessened use of meat, he cites the dietary customs of the inhabitants of hot climates, who get their proteins less from meat than from the leguminosæ. The appetite is lessened by long and continued heat and becomes capricious. It craves variety, especially in vegetables and fruits, and these he claims cannot be had on the basis of our present ration. The need of ice to furnish a cool drinking-water and to preserve the perishable constituents of the ration is regarded as obvious.”

An admirable essay on “The Ideal Ration for an Army in the Tropics,” by Captain Edward L. Munson, appeared in the *Boston Medical and Surgical Journal* for May, 1900. Munson thinks that the present ration is very well chosen as to its nutrient properties, but that it should be rearranged for use in



the tropics, and he suggests the following tables for tropical dietaries :

*Tropical Dietary I.*

Articles.	Quantity, ounces.	Fats, grams.	Carbo- hydrates, grams.	Protein, grams.	Nitrogen, grams.	Fuel- value, calories.
Fresh beef . . . . .	10.0	44.75	. . .	41.68	6.67	590
Flour . . . . .	18.0	5.60	380.46	55.08	7.90	1850
Beans . . . . .	2.4	1.22	40.18	15.16	2.42	240
Potatoes . . . . .	16.0	0.45	81.70	9.50	1.52	380
Dried fruit . . . . .	3.0	1.53	33.80	1.77	0.27	220
Sugar . . . . .	3.5	. .	94.25	. .	. .	397
Total . . . . .	52.9	53.55	630.39	123.19	18.78	3677

Total carbon, 395.14 grams; nitrogen to carbon, 1 : 19.6.

The following table gives a proposed dietary suitable for the tropics, and especially applicable to field service; in this the fatty constituents attain their maximum and the potential energy is high :

*Tropical Dietary II.*

Articles.	Quantity, ounces.	Fats, grams.	Carbo- hydrates, grams.	Protein, grams.	Nitrogen, grams.	Fuel- value, calories.
Bacon . . . . .	6.0	105.06	. . .	15.64	2.49	1042
Hard bread . . . . .	18.0	6.62	371.81	73.12	11.74	1926
Beans . . . . .	2.4	1.22	40.18	15.16	2.42	240
Dried fruit . . . . .	3.0	1.53	50.70	1.77	0.27	220
Sugar . . . . .	3.5	. .	94.25	. .	. .	397
Total . . . . .	32.9	144.44	556.94	105.69	16.92	3825

Total carbon, 328.76 grams; nitrogen to carbon, 1 : 23.

The nutrient value of the ordinary dietary as proposed for garrison duty in the tropics is as follows :

*Tropical Dietary III.*

Articles.	Quantity, ounces.	Fats, grams.	Carbo- hydrates, grams.	Protein, grams.	Nitrogen, grams.	Fuel- value, calories.
Fresh beef . . . . .	10.0	44.75	. . .	41.68	6.67	590
Soft bread . . . . .	20.0	6.80	299.20	53.83	8.61	1506
Potatoes and onions . .	16.0	0.72	73.09	8.60	1.40	340
Dried fruit . . . . .	3.0	1.53	50.70	1.77	0.27	220
Sugar . . . . .	3.5	. .	94.25	. .	. .	397
Total . . . . .	52.5	53.80	517.24	105.88	16.95	3053

Total carbon, 328.76 grams; nitrogen to carbon, 1 : 18.

For the following combination the several articles of the ration most closely approaching in character the food materials used by natives of the tropics, proportioned in quantity according to the standard proposed for hot climates, have been selected :

*Tropical Dietary IV.*

Articles.	Quantity, ounces.	Fats, grams.	Carbo- hydrates, grams.	Protein, grams.	Nitrogen, grams.	Fuel- value, calories.
Fresh fish (cod), whole	14.0	0.79	. . .	31.73	5.07	120
Soft bread . . . . .	20.0	6.80	299.20	53.83	8.61	1506
Rice . . . . .	4.0	0.45	88.87	8.75	1.40	407
Potatoes and tomatoes	16.0	0.54	65.80	8.17	1.36	297
Dried fruit . . . . .	3.0	1.53	50.70	1.77	0.27	220
Sugar . . . . .	3.5	. .	94.25	. .	. .	341
Total . . . . .	64.5	10.11	598.82	104.25	16.71	2947

Total carbon, 327.50 grams; nitrogen to carbon, 1 : 19.6.

On averaging these four dietaries, as furnished by the ration proposed for the tropics, the mean nutrient composition is seen to be as follows :

Dietary.	Quantity, ounces.	Fats, grams.	Carbo- hydrates, grams.	Protein, grams.	Nitrogen, grams.	Fuel- value, calories.
I. . . . .	52.9	53.55	630.39	123.19	18.78	3677
II. . . . .	32.9	114.44	556.94	105.69	16.92	3825
III. . . . .	52.5	53.80	517.24	105.88	16.95	3053
IV. . . . .	64.5	10.11	598.82	104.25	16.71	2947
Average . . . . .	50.7	37.97	560.85	109.06	17.34	3375

Total carbon, 350 grams; nitrogen to carbon, 1 : 20.

It will be observed that while these four dietaries differ considerably from one another, yet when averaged together in equal proportions they do not vary greatly from the nutritive standard for the tropics already proposed—and this is an additional reason why the same articles of diet should not be selected from day to day. It is seen that the foregoing average dietary, as compared with the proposed nutrient standard, is still slightly deficient in fats and fuel-value and a trifle in excess as regards protein. These discrepancies, however, if they may be considered as such, are readily overcome by using Dietary II. twice, whereas Dietaries I., III., and IV. are each employed but once. The results of this change are as follows :



Dietary.	Quantity, ounces.	Fats, grams.	Carbo- hydrates, grams.	Protein, grams.	Nitrogen, grams.	Fuel- value, calories.
I. . . . .	52.9	53.55	630.39	123.19	18.78	3677
II. . . . .	32.9	114.44	556.94	105.69	16.92	3825
III. . . . .	32.9	114.44	556.94	105.69	16.92	3825
IV. . . . .	52.5	53.80	517.24	105.88	16.95	3053
IV. . . . .	64.5	10.11	598.92	104.25	16.71	2947
Average . . . . .	47.1	69.43	572.06	108.38	17.26	3465

Total carbon, 363.33 grams; nitrogen to carbon, 1 : 21.

Another point to be remembered is that if the change in diet is made gradually, men can be accustomed to live on almost any food, whereas rapid changes in the diet are not well borne and are apt to be followed by illness.

The army ration should not be planned with a view to keeping a soldier on the smallest possible amount of food at the least possible expenditure of money. His diet should be such as will maintain him in the best physical condition, regardless of the varied circumstances under which he may be compelled to live. There is no economy in underfeeding soldiers. In all wars the number of sick and of those dead from disease due to improper food is larger than that due to the enemy's bullets.

Many theories and opinions regarding what constitutes the best food for a soldier have been advanced. On one point, however, all are agreed, and that is that the diet should be varied and should be so arranged as to allow of substitution of various articles, so that the ration may be varied to suit the changing conditions. This variation should be made by the commander, on the spot where the army is located, and not by some one unacquainted with the exact surroundings and needs of the men. Owing to the carelessness or ignorance of commanders, a monotonous, disease-producing fare is often furnished, when the food might easily be varied and rendered suitable. A well-selected dietary presupposes a competent commanding officer.

The dryness and sameness of the food of soldiers doubtless are responsible for much of the drunkenness that occurs among them.

When the troops are in permanent camp, within reach of markets, and when the facilities for cooking have been properly arranged, practically the same ration as is supplied in the garrison may be used. When at a distance from the base of supplies and with no available market, the food must be of such a nature as to allow it to be easily transported in the supply

wagons. When on the march, the diet is essentially the same as when at a distance from the base of supplies. If possible, food may be purchased on the way from the company's fund, but if the march is through a wilderness, either pork or bacon must be used. On account of its ease of preparation, bacon is usually chosen. Captain Spurgin, quoted by Woodruff, gives the following method of using pork on the march, a method whose practicability was tested by him in the Indian campaign, when he followed the enemy for hundreds of miles: "As soon as camp was made, a fire was started and the pork was thoroughly boiled. This was put away to cool and was used the next day. At the same time some soup stock which was carried along was made into soup for dinner. Whenever it was convenient and bones could be secured, enough soup stock was made by prolonged boiling to last several days. Beans were prepared by cooking them overnight." Hard bread and coffee are also used, and prepared chocolate and dried fruit have likewise been recommended. Experiments have been made with various materials for emergency rations, among them being dried meat of various kinds, and grain mixtures that could be eaten with or without cooking.

Various prepared foods are also used. In the German Army "Erbwurst" is highly esteemed. This is a mixture of pea-meal, fat, bacon, herbs, onions, etc., put up in the form of small sausages. It is manufactured in the Government factories, the secret for making it having been purchased by the German Government from the inventor for \$25,000. If used too continuously, it is liable to produce flatulence and diarrhea, and a strong dislike for it is engendered. Its chief value lies in the fact that it is lighter and more easily transported than most any other form of food, and that it is easily prepared for use. English soldiers object to it on account of its seasoning, but employ similar preparations of pea soup.

*Composition of Certain Prepared Military Foods.*

	Water.	Protein.	Fat.	Carbo- hydrates.	Wood- fiber.	Ash.	Authority.
Erbwurst . . . . .	12.09	31.18	3.08	47.50	. .	6.15	Blythe.
Erbwurst as first used . . . . .	. .	16.00	35.00	27.00	. .	. .	Parkes.
Erbwurst (1887) . . . . .	. .	15.70	23.00	. .	. .	. .	"
Dried pea soup (1) . . . . .	7.58	16.93	8.98	53.44	1.34	11.73	König.
Dried pea soup (2) . . . . .	8.08	15.81	24.41	36.78	1.69	13.53	"
Kopf's pea soup (used by the English army) . . . . .	4.78	21.00	17.25	46.45	4.40	6.03	{ S. P. Sharpless, Boston.



In addition to the foregoing, either tea or coffee must be supplied. It must be borne in mind that the emergency rations are to be used only when necessary, and that they are not to be relied upon for any length of time. They may contain the proper proportions of protein, etc., but they are dried foods, and their bulk is too small. It is impossible to compress sufficient food into a small compass, and consequently condensed foods of any kind are of little value.

At the present day, the preservation of food has reached a degree of perfection when almost every variety of food can be preserved for use. Where transportation facilities permit, these may be used, but they are bulky and do not withstand the extremes of climate nor rough handling.

*Comparison of Foods of Soldiers with Various Other Dietsaries.*

	Grams.				Grains.	
	Protein.	Fats.	Carbo- hydrates.	Calories.	Nitrogen.	Carbon.
German soldier (peace footing) . . . . .	114	39	480	2800	277	4443
Fully fed tailors, England . . . . .	131	39	525	3055	318	4862
Travel ration, U. S. A. . . . .	135	132	400	3400	323	5194
Machinist (Connecticut) . . . . .	105	147	399	3435	255	5145
Factory operatives (Massachusetts) . . . . .	114	150	522	4000	277	6048
Factory operatives (French Canadians, Mass.) . . . . .	118	204	549	4630	287	6901
German war ration (extraordinary) . . . . .	157	285	331	4650	382	6750
U. S. garrison ration (including canteen) . . . . .	152	180	570	4621	370	6805
Same (including beer) . . . . .	155	180	633	4907	377	7446
U. S. field ration (average) . . . . .	85	280	500	5000	206	7247
Machinist (Massachusetts) . . . . .	182	254	617	5640	442	8423
Teamsters, hard work (Massachusetts) . . . . .	254	363	826	7805	617	9950

**RATIONS OF FOREIGN ARMIES.**

The student is referred to the article by Major Woodruff in the *Medical Record*, May 1899, page 701, from which the accompanying table is taken.

There are so many factors to be taken into consideration that it will be impossible to analyze here the rations supplied the different armies. Americans, on account of the higher plane of activity on which they live, require the stimulating effects of an abundance of fresh meat. In Europe fresh meat is expensive, and for this reason the nitrogen is largely supplied in the form of peas, beans, cheese, etc. In the Russian ration the percentage of meat is somewhat low, but the deficiency is made up by bread.

*The United States and Foreign Army Rations Compared.—(Woodruff.)*

Nation.	Ration.	Proteins.	Fats.	Carbo- hydrates.	Calories.	Remarks.		
		Gm.	Gm.	Gm.				
1. England . . . . .	1. Home . . . . .	93	61	244	1938	} No. 1.		
	2. Foreign station or under canvas at home . . . . .	111	80	244	2175			
	3. March . . . . .	120	80	327	2550			
	4. War . . . . .	165	128	425	3634			
2. Spain . . . . .	Sometimes 2 ounces of rum	{ Maximum			175	} No. 2.		
		{ Minimum			3204			
	1. Peace . . . . .	{ Maximum	147	87	588		3729	} No. 3.
	{ Minimum	120	62	500	3421			
2. War, on march or in the field . . . . .	{ Maximum	131	94	522	3327	} No. 4.		
{ Minimum	113	55	485	2550				
3. Austria . . . . .	1. Peace . . . . .				150	} No. 5.		
	2. War . . . . .	155	125	504	3865			
4. Italy . . . . .	1. Garrison . . . . .	111	130	600	4129	} No. 6.		
	2. Camp . . . . .	115	133	600	4163			
	3. Marching . . . . .	125	143	600	4307			
5. Germany . . . . .	Usually wine added . . . . .				250	} No. 7.		
	1. Small rations and portions in garrison and cantonments . . . . .	{ Maximum	150	40	703		3947	
		{ Minimum	99	40	502		2827	
	2. Large rations and portions on march or in manœuvres . . . . .	{ Maximum	172	62	915		4961	
		{ Minimum	138	57	644		3744	
	3. Field . . . . .	{ Maximum	195	151	703		4786	
		{ Minimum	78	75	515		3413	
Commanding general may add 3½ ounces of whisky . . . . .					268			
6. United States . . . . .	1. By law . . . . .	{ Maximum	153	260	621	5368	} No. 8.	
		{ Minimum	105	103	500	3712		
	2. Usually in field (by law) . . . . .	{ Maximum	106	320	540	5166		
		{ Minimum	64	240	460	4722		
	Average . . . . .	85	280	500	5000			
3. Food actually eaten in cold climate, moderate work, including all extras from garden and purchases . . . . .		155	180	597	4907			
7. France . . . . .	War . . . . .	{ Maximum	183	300	690	5455	} No. 9.	
		{ Minimum	146	127	520	4015		
Add 2½ ounces of brandy . . . . .					184			
8. Russia . . . . .	1. Peace . . . . .	{ Maximum	233	114	976	5884	} No. 10.	
		{ Minimum	165	65	746	4450		
	Add 3 ounces of wine . . . . .					223		
	2. War . . . . .	{ Maximum	174	62	805	4583		
Add 4½ ounces of wine . . . . .	{ Minimum	149	50	640	3307	} No. 11.		
					362			

As stated elsewhere, the United States is the only government that furnishes the entire ration. Other nations supply part in food, the remainder being purchased by the soldier out of his pay or out of an allowance made him. These methods are suitable in thickly populated countries, but cannot be employed for soldiers on the frontier. Foreign soldiers, especially Germans, receive boxes from home to piece out the ration, and the purchasing power of money for extras is greater in Europe than on our frontier. The Austrian ration, which is greatly



increased for field duty, is said to be the most liberal in the world. The Italian ration, considering the climate, is liberal, but may be regarded as somewhat deficient in nitrogen. The Spanish ration is said to supply a greater variety than any other.

In Russia and France the rations are considered liberal. Wine is issued in the war rations of the principal European armies, and in France this may be replaced by an allowance of cognac. The American soldier formerly could buy reasonable quantities of beer at the army canteen. The abolishment of the canteen has increased drunkenness in our army.

#### REMARKS.

No. 1 : This is starvation diet, and the extra food needed for health is purchased and charged against the soldier (about six cents a day), increasing, perhaps doubling, the food value.

No. 2 : Can be greatly changed to suit climate.

No. 3 : Sufficient for such a mild climate and very moderate work.

No. 4 : Varies enormously according to class of rations issued. Very many extra allowances of money for food.

No. 5 : This is augmented by four cents a day for vegetables, etc. On the march a limited emergency ration is used. The war ration is so insufficient that commanders of armies or smaller forces may change, supplement, or even double it.

No. 6 : Allowances of one-fifth of a cent a day for condiments ; occasional extra money allowances for food. Excepting the protein, it is a very liberal diet for so mild a country.

No. 7 : This is what the government may supply. Usually the soldier feeds himself and is given seven cents a day or more to reimburse him for the outlay. The food eaten is more than this deficient diet allows.

No. 8 : Maxima due to fats if all the bacon is used and no meat. The entire ration is supplied and intended to be eaten.

No. 9 : Peace ration not stated. It is purchased as needed and charged against the soldier. War ration is subject to great augmentation for increased work or cold climate. The commanding officer may augment ration on the march.

No. 10 : Also allowed money to buy one-half to one and one-half ounces extra meat, and one to one and one-half cents for vegetables, salt, butter, lard, and groceries.

No. 11 : Extra meat and spirits may be ordered by the commander-in-chief.

## NAVY RATIONS.

The following law was enacted in 1903: "United States Navy ration shall consist of the following daily allowance of provisions to each person: One pound and a quarter salt or smoked meat, with three ounces of dried or six ounces of canned fruit, and three gills of beans or peas, or twelve ounces of flour; or one pound of preserved meat, with three ounces of dried or six ounces of canned fruit, and twelve ounces of rice or eight ounces of canned vegetables or four ounces of desiccated vegetables; together with one pound of biscuit, two ounces of butter, four ounces of sugar, two ounces of coffee or cocoa, or one-half ounce of tea and one ounce of condensed milk or evaporated cream; and a weekly allowance of one-half pound of macaroni, four ounces of cheese, four ounces of tomatoes, one-half pint of vinegar, one-half pint of pickles, one-half pint of molasses, four ounces of salt, one-quarter ounce of pepper, and one-half ounce of dry mustard. Five pounds of lard or a suitable substitute shall be allowed for every hundred pounds of flour issued as bread, and such quantities of yeast as may be necessary.

"The following substitution for the components of the ration may be made when deemed necessary by the senior officer present in command: For one and one-quarter pounds of salt or smoked meat or one pound of preserved meat, one and three-quarters pounds of fresh meat; in lieu of the article usually issued with salt, smoked, or preserved meat, fresh vegetables of equal value; for one pound of biscuit, one and one-quarter pounds of soft bread, or eighteen ounces of flour; for three gills of beans or peas, twelve ounces of flour or rice, or eight ounces of canned vegetables, and for twelve ounces of flour or rice or eight ounces of canned vegetables, three gills of beans or peas. That an extra allowance of one ounce of coffee or cocoa, two ounces of sugar, four ounces of hard bread or its equivalent, and four ounces of preserved meat or its equivalent shall be allowed to enlisted men of the engineer and dynamo force when standing night-watches between eight o'clock post meridian and eight o'clock ante meridian under steam."

The new and old scale of the English Navy Rations is given for comparison with the above. The new scale was adopted October 1, 1903, and from the report of Staff Surgeon J. Falconer-Hall<sup>1</sup> seems to be satisfactory.

<sup>1</sup> *British Medical Journal*, Aug. 6, 1904.



*Scale of Dietary for Officers and Men.*

Old scale. Daily issue—		New scale.
1½ lb. . . . .	Biscuit . . . . .	1½ lb.
	or	
1½ lb. . . . .	Soft bread . . . . .	1½ lb.
½ pint . . . . .	Spirit . . . . .	½ pint.
	Jam . . . . .	2 oz.
	Coffee . . . . .	½ oz.
2 oz. . . . .	Sugar . . . . .	3 oz.
	Preserved meat . . . . .	4 oz.
1 oz. . . . .	Chocolate ordinary . . . . .	½ oz.
	or	
½ oz. . . . .	Chocolate soluble . . . . .	½ oz.
	Condensed milk . . . . .	½ oz.
½ oz. . . . .	Tea . . . . .	½ oz.
<b>Every four days—</b>		
	Salt . . . . .	1 oz.
<b>Weekly—</b>		
½ oz. . . . .	Mustard . . . . .	½ oz.
½ oz. . . . .	Pepper . . . . .	½ oz.
½ pint . . . . .	Vinegar . . . . .	½ pint.
3 oz. . . . .	Oatmeal.	
<b>Daily when procurable—</b>		
1 lb. . . . .	Fresh meat . . . . .	¾ lb.
½ lb. . . . .	Fresh vegetables . . . . .	1 lb.

*When Fresh Provisions Cannot be Procured.*

Issued every other day—		Issued in rotation, first day—
1 lb. . . . .	Salt pork . . . . .	¾ lb.
½ lb. . . . .	Split peas . . . . .	½ lb.
	Compressed vegetables . . . . .	1 oz.
½ oz. to every . . . . .	Celery seeds . . . . .	½ oz. to every
8 lb. put in the coppers.		8 lb. put in the coppers.
<b>On one alternate day—</b>		<b>Second day—</b>
1 lb. . . . .	Salt beef . . . . .	¾ lb.
	Compressed vegetables . . . . .	1 oz.
9 oz. . . . .	Flour . . . . .	9 oz.
¾ oz. . . . .	Suet . . . . .	¾ oz.
1½ oz. . . . .	Raisins . . . . .	2 oz.
<b>On the other alternate day—</b>		<b>Third day—</b>
9 oz. . . . .	Preserved meat . . . . .	9 oz.
with either	with either	
	Rice . . . . .	4 oz.
4 oz. preserved potatoes . . . . .	Compressed vegetables . . . . .	1 oz.
or	or	
4 oz. rice . . . . .	Flour . . . . .	9 oz.
or		
9 oz. flour . . . . .	Suet . . . . .	¾ oz.
¾ oz. suet . . . . .	Raisins . . . . .	3 oz.
1½ oz. raisins . . . . .	Compressed vegetables . . . . .	1 oz.
or		
2 oz. preserved potatoes.		
2 oz. rice.		

The boys in sea-going training ships and boy artificers receive the above scale with the addition of  $\frac{1}{4}$  lb. fresh meat daily and 8 oz. flour, 2 oz. raisins, and 1 oz. suet, twice a week, with fresh meat.

The following regulations, taken from the *General Mess Manual and Cook Book for Use on Board Vessels of the United States Navy*, 1902, gives many interesting facts concerning the organization and management of the mess :

#### PART I.—THE GENERAL MESS.

**Organization and Administration.**—1. The general messing system is, by the regulations, obligatory on board of all vessels of the navy. The mess must include all enlisted men of the navy and marine corps, excepting chief petty officers and officers' servants, and its members are to be divided into messes of about twenty men each, and as nearly as possible messed by divisions instead of by ratings, as has heretofore been the custom. By this method the petty officers will be scattered among the messes and there can be no complaint on account of discrimination—all faring alike.

2. A messman is to be detailed for each mess, and he is to receive the food from the cooks at the galley, serve it at the mess table, and is responsible for the care and the cleanliness of the mess gear and mess tables.

3. The chief commissary steward, or commissary steward, the cooks and bakers, together with the storekeeper (when a store is established on the ship), form the enlisted force of the commissary department. They are the assistants of the pay officer and belong to the pay division.

4. The responsibility of the commissary and his assistant ceases with the delivery of the food to the messmen at the galley.

5. The established rate of pay being sufficient to secure the services of competent and experienced men, the payment of any gratuity, either by the commissary or by the men themselves, to any person employed in the service of the general mess is forbidden by the regulations.

6. The commanding officer should see that proper facilities, including such boats and men as may be necessary, are afforded the commissary for getting mess stores on board and stowing them.

7. It should be thoroughly understood that the general mess is not an organization managed by its members, as was the "berth-deck mess."

8. In addition to the pay provided for enlisted men, the Government undertakes to subsist them, and this it does at whatever expense may be necessary. The fixed value of commutation for one ration is, by law, 30 cents, but the commutation of rations is a privilege, not a right, and the idea prevalent among enlisted men that they are entitled to receive just 30 cents' worth of food each day, or 30 cents in money, is erroneous.

9. Under the general messing system the Government subsists the men entirely, and they have no more voice in the management of the commissary department than in any other department of the ship. The Government, through its authorized officer, provides them with the ration allowed by law. The food is purchased, cooked, and served entirely at the Government expense, and its value, whether it be more or less than 30 cents per diem per man, is a matter with which the men themselves have nothing to do.

10. In case any man considers that he is improperly subsisted, he has the right, which all persons in the navy have, to state his grievance at the proper time and place to his commanding officer, who should then cause the commissary to investigate the matter, and, if the complaint is well founded, to take steps to place the responsibility and to prevent a recurrence of the fault complained of.



11. The men are entitled to the full benefit of the money and stores allowed for their subsistence, and no expenditure can be made from the general mess fund except for the benefit of the mess; nor can any of this money, or these stores, be withheld (when they can be used to advantage) and allowed to accumulate as a surplus. In cases, however, where a surplus of either money or stores does unavoidably exist when a ship is placed out of commission, the members of the mess have no claim whatever to any part of it, and it reverts to the Government, the stores being taken up as a gain on issues and the money being credited to the appropriation "Provisions, Navy."

12. Subsistence of enlisted men absent from the ship on duty will, when practicable, be furnished by the general mess. When men are landed in large numbers for an expedition or for going into camp with the expectation of being absent from the ship for more than twenty-four hours, the commissary or the commissary steward, according to the proportion of the ship's company landed and the importance of the expedition, together with such cooks and bakers as may be necessary, and a sufficient number of messmen, should constitute the commissary corps.

**The Commissary.**—13. The pay officer of the ship, or, in ships having no pay officer, an officer designated by the captain, is the commissary, and is solely responsible for the purchase and preparation of the food for the general mess, the care of the stores, and the judicious expenditure of mess funds, keeping the accounts of the mess and administering all its affairs except the serving of the food at the mess table.

14. His authority in the performance of these duties is commensurate with his responsibility, and all persons employed in the service of the general mess are subject to his orders.

15. The commissary should frequently inspect the storerooms allotted to the general mess, and see that the stores are properly stowed and that the rooms are dry and well ventilated. Any deterioration in the stores being a direct loss to the mess, great care should be exercised in their selection, and no greater quantity should be bought at one time than can be used within the period they may be expected to keep in good condition.

16. The commissary should not permit any stores to be purchased until a list of them has been submitted to him and carefully examined and approved. No stores should be received on board unless accompanied by a bill or memorandum by which they can be checked off; and before being stowed away all stores should be carefully inspected by the commissary or the commissary steward. No bills should be contracted that cannot be paid from the funds in hand or by the ration money that will accrue to the mess during the current month. All bills should be settled at the end of each month, and always before the ship sails from port.

17. The commissary should keep the cash accounts of the mess so that they can be conveniently audited by the general inspector of the pay corps, the paymaster of the fleet, or by the board appointed for the purpose. All expenditures must be substantiated by vouchers, which are to be exhibited when the accounts are inspected.

18. He should cause the commissary steward to keep a stock account which should embrace all stores and all property of the general mess. The value of the balance shown upon this stock account should be taken into consideration in making up the statement of the financial condition of the mess.

19. The commissary should, when he deems it advisable, submit written reports and recommendations to the captain regarding the general mess, and he must do so whenever the interests of the mess require any change which he himself is not authorized to make.

20. The commissary should mark the enlisted men of his department in proficiency in rating and should immediately report any inefficiency or carelessness in their performance of duty.

21. He should frequently inspect the food before it is delivered to the messmen at the galley, and in case he finds it improperly prepared, should take

steps to prevent any further occurrence of the kind. If cooks are not thoroughly competent, they should be made to follow strictly the recipes in this book, and flagrant cases of incompetency should be reported.

**The Commissary Stewards.**—22. The chief commissary steward or commissary steward is the chief petty officer in charge, under the commissary, of the general mess. He is entitled to respect and obedience from all persons of inferior rating while in the performance of his duties, and he is responsible for the proper execution of the orders of the commissary. The daily bill-of-fare should be made out by the commissary steward and submitted to the commissary, and the necessary stores issued to the cooks at the galley. He should direct the manner of its preparation and shall be in charge of the galley and the men employed at it, and should frequently inspect the food before it is delivered to the messmen to be served. He should see that the galley and all the galley utensils are kept in proper condition, giving particular attention to their cleanliness.

23. He should report to the commissary daily, in writing, all purchases made and debts contracted, and keep that officer advised of the needs of the mess. He is to draw from the pay department, at the appointed times, such Government stores as are due the mess, and must keep an account of these stores for the verification of the provision return at the end of each quarter. When fresh provisions are issued, he should be on deck, when practicable, to receive them from the representative of the pay department as soon as they have been received on board and inspected. In case these fresh provisions, or any other stores issued to the mess by the pay department, are, in the opinion of the commissary steward, of inferior quality and unfit for issue, he should report the matter to the commissary, who shall make a personal investigation, and, in case he finds the objection well founded, should take the necessary steps to provide other stores, as prescribed by the regulations. An issuing book should be kept by the pay yeoman and signed daily by the commissary steward, in order that no question may arise at the end of the quarter as to the stores drawn by the general mess. The commissary steward may, with the authority of the commissary, draw from the pay department such Government stores as are required in excess of the allowance, and these stores shall be paid for from the mess fund at the end of each month.

**The Cooks.**—24. The senior cook, or, if there are two or more of the same rating, one selected by the commissary, should be in immediate charge of the galley and act in the capacity of head cook. He should be held strictly responsible for the cleanliness of the galley and the utensils pertaining to it, for the maintenance of discipline among his assistants, for the proper preparation of the food, and for having the meals ready at the prescribed hours. He should personally superintend the cooking of all meals, and should carefully inspect all food before it is delivered to the messmen. It is his duty to report to the commissary any inefficiency or neglect on the part of his assistants; otherwise the entire blame for poor cooking or any other delinquency at the galley should rest upon him. The head cook should keep the commissary steward informed as to the requirements of the galley, and should from time to time prepare lists of articles required by him in his cooking, which are not included in the navy ration. He is responsible for the galley utensils, and will report immediately when any are lost, worn out, or damaged.

25. The other cooks should, as far as possible, be assigned specific duties at the galley in order that the responsibility for any neglect may readily be placed. One should be detailed as "meat cook," another as "vegetable cook," and one man should, in addition to other duties, be held responsible for the preparation of the coffee and tea.

26. The cooks in the lower ratings should be detailed for starting fires, cleaning the galley and utensils (regular cleaning stations being assigned them), and for preparing the food for cooking.

27. The organization of the force at the galley should be as complete and efficient as that of a gun division.



**The Bakers.**—28. The commissary steward should issue to the baker such quantities of flour and other ingredients as may be necessary for making bread for the mess and keep him advised of the amount of bread required from day to day.

29. The baker, or, in ships which are allowed two bakers, the baker first class, is to be held responsible for the proper baking of the bread and for its delivery to the messmen at the appointed times. He is also responsible for the condition of the bake-ovens and the utensils used by him.

## PART II.—THE COMMISSARY STORE.

**Establishment and Administration.**—30. There being no public funds available for the establishment of a store on board ships of the navy, such establishment is not made compulsory, but is left to the discretion of the commanding officer. The advantages of such a store are, however, so obvious and so great that provision is made in the regulations for its administration in ships where it exists or may be established.

31. The objects of a commissary store are:

- (1) To enable the men to purchase a better quality of the articles usually obtained from bumboat men, and at a lower price.
- (2) To return directly to the men all profits from their purchases not needed for carrying on the business.
- (3) To bring under official control the sale of all merchandise on board ship, and thus do away with bumboat men and peddlers, and reduce the chances of liquor or other unauthorized articles being brought on board. The sale of any merchandise on board ship, except by the store, should be prohibited as far as practicable. Tailors, persons doing repairing, and those selling special articles which cannot conveniently be handled by the store, may be exempt from this prohibition, but dealers in milk, pies, fruit, and such articles should not be allowed to sell to the men.

32. The commissary should make agreement with reliable merchants to supply to the store, while the ship is in port, such stores as are salable but can not be carried in stock, and these articles should be delivered to the store-keeper and by him sold to the men at a very small advance. For example, if it be thought advisable to have milk for sale in the store when the ship is in port, the commissary should arrange with a dealer to place on board, at a specified time each day, a quantity of milk at a fixed price, such quantity as may be sold to be paid for, and the balance to be taken away by the dealer.

33. The stock being purchased from reliable firms at wholesale prices, will be better in quality and lower in price than that usually carried by bumboats or itinerant merchants. The greater part of the retail dealer's profit should revert directly to the purchaser at the time he buys the article—that is, the price charged should be very little, if any, above the wholesale price. Some profit must be made, however, and all that is not required for incidental expenses of the store must be turned over to the general mess fund, and thus it, also, reverts to the men in the form of delicacies for the mess table, such as are not a part of the navy ration.

34. In ships where the men desire to subscribe for the original stock of a commissary store, and the commanding officer authorizes its establishment, the commissary is, by the regulations, placed in charge of it. This officer is to receive voluntary subscriptions from the crew, giving them receipts (stated to be not negotiable) for the amount subscribed, with the agreement that these receipts may be surrendered and the amount of the subscription refunded *after* the original stock has been paid for and the business is on a good financial basis. The original subscribers, after they have been paid the amount of their subscriptions, have no further claim upon, nor interest in, the store.

35. During this period it is advisable to make the prices correspond with

those of retail dealers in order that the store may be independent as soon as possible, but when all indebtedness has been discharged and the store is self-supporting, the profits should be reduced to a minimum, it being always borne in mind that making money is not one of the objects of the store. The injustice of making profits from sales to one set of men to be divided among another set at the expiration of a cruise is manifest, and for this reason the regulations provide that such profits be used to improve the bill-of-fare of the general mess, but with the present ample ration no addition to the mess fund should be necessary; and, by reduction in prices from time to time, as experience dictates, the monthly surplus should be reduced to a minimum, thus disposing of the regular retail dealer's profit in the most equitable manner possible, *i. e.*, by giving the benefit of it to each purchaser in the form of a discount.

36. It is impracticable to operate a store unless a suitable room, used for no other purpose and to which only the storekeeper has access, is available for the purpose.

37. No cash will be received at the store for articles purchased, but sales will be made under the following system:

Books of tickets of a form prescribed by the Bureau of Supplies and Accounts will be issued for cash by the pay officer and storekeeper and will be negotiable at the store in lieu of money. The issue of these books by the pay officer will be made at the same time as the issue of monthly money, and by the storekeeper daily during the month as the men may desire to purchase them. For the latter issues the pay officer will turn over from time to time a limited number of books to the storekeeper, who will be held strictly accountable therefor, and will turn in to the pay officer daily the money received for same.

**The Commissary.**—38. The commissary of the ship has charge of the ship's store. He is allowed the services of a yeoman for duty as storekeeper. The commissary should give his personal attention to the purchase of stock for the store, should fix the prices at which the articles are sold, establish a business-like system for the operation of the store, and direct all its affairs. He should keep the cash account and cause the commissary steward to turn in daily all money not required for making change. He is to turn over to the general mess fund, monthly, so much of the surplus of the store as is not required for the purchase of new stock, and he should endeavor to so regulate the prices that this surplus will not be larger than necessary.

39. All the accounts of the commissary store should be kept in such manner as to admit of ready inspection by the general inspector of the pay corps, the paymaster of the fleet, or by the board appointed for that purpose.

**The Storekeeper.**—40. The storekeeper should be responsible to the commissary for the proper conduct of the store.

He is to keep the account of the stock, and of the sales, and submit to the commissary from time to time lists of articles required.

41. In order to protect the store from any loss, either through carelessness or dishonesty, the following method of keeping the accounts should be employed:

At the end of each month an account of stock should be taken by the commissary steward or the paymaster's yeoman, and the articles found to be on hand entered in a book similar to the return of clothing and small stores. (This blank may conveniently be used for the purpose, the headings of the columns being changed.) These quantities represent the stock on hand at the beginning of the new month and to them should be added all stores received from purchase. At the end of the month the quantities found to be on hand should be entered in the proper line and subtracted from the total receipts and the difference entered as "sales." By multiplying the number of each article sold by its selling price and taking the total of that line in the return will be found the amount which the storekeeper should have received, and this amount he should be required to turn in or account for.



42. If no prices are changed except at the beginning of a month, and if the established prices are displayed on the store bulletin board so that no overcharges can be made, this system will be a simple and absolute check on the storekeeper.

43. The man selected for this responsible duty should, first of all, be entirely trustworthy. He must be quick and accurate at figures and write legibly. It is his duty to receive such stock as may be delivered for the store, conveniently arrange it in the storeroom, and keep the latter clean and see that it is ready for inspection at the appointed times. He is to open the store for the sale of merchandise to the men at such times as may be appointed by the commissary, with the authority of the captain.

He should keep a small memorandum book in which to enter the amounts turned in daily to the commissary, and when that officer receives the money, he should initial the amount in the book.

### PART III.—THE PREPARATION OF FOOD.

**The Ration.**—44. The dietary of the enlisted men of the navy must necessarily be based upon the ration provided by law. In general messes, where the circumstances are favorable, provisions which are not a part of the ration may at times be purchased, but articles of which there is a supply already on board in the pay department should not be bought unless the Government stores shall have deteriorated, in which case they should be surveyed and a new stock obtained at the first opportunity.

45. Unless there should be some good reason for not doing so, the official issuing table should be strictly adhered to, it having been arranged to give the necessary variety.

**The Galley.**—46. The ship's galley (or that part of it used by the general mess), together with its appurtenances, is under the charge of the commissary. That officer should see that the galley and its utensils are properly cared for and are ready for inspection at the appointed times. He should himself frequently inspect this part of his department and advise the equipment officer of any repairs or alterations needed, and should, when occasion demands it, furnish that officer with a list of galley utensils requiring a survey.

**Cooking.**—47. On board ship, where the facilities are necessarily restricted and the food lacking in variety compared to that obtainable on shore, it is of the highest importance that the very best results possible under the circumstances should be obtained. With a liberal allowance of cooks and bakers, and a judicious selection of the men for these rates, the navy ration should be so prepared as to give the enlisted men three nourishing and palatable meals each day, and it should be the duty of the commissary department to see that this is done.

Frequent inspections of the food by the commissary and the commissary steward, and efficiency on the part of the cooks, alone can insure this.

## DIETARIES IN PUBLIC INSTITUTIONS.

THE diet in public and in private or semiprivate institutions, which include armies, navies, hospitals, asylums, prisons, schools, colleges, and, in fact, any place where numbers of persons are fed under the direction of a steward, is a subject that requires close attention. During the past few years many dietary studies have been made, the greatest advantage following where the results of such studies have been applied. In the line of investigation much still remains to be done, however, for the public has not yet learned the importance of applying scientific methods to the supply and culinary departments of its institutions.

In applying modern methods to institutions a number of principles must be considered. These may best be understood from a careful review of Dunlop's Prison Diets, as given below, from which it will be seen that the amount of food necessary to nourish the body is taken as the starting-point. This amount is to be modified according to the condition of the individuals to be fed. Age, sex, occupation, environment, physical condition, and the like must all be taken into account. The evaporation and waste in food kept and used must be estimated and allowed for. The cost of the food is an important item. It must be borne in mind that it is often possible to supply a very acceptable meal at a moderate cost where more expensive articles of diet, while they might seem more desirable, would not answer the purpose so well. The food must be suited to the digestive powers of the consumers, and must be served in as attractive and digestible a form as possible. It must be remembered that while the number of calories required may be estimated, the food representing this amount must be supplied in such form that it can be utilized by the individual receiving it. Atwater's standards for the various classes, as given below under Prison Diet, are in general use in this country. A varying percentage is allowed for shrinkage and waste. This is usually placed at about 10 per cent. of the total energy. Mrs. Richards estimates 10 per cent. on the proteins and carbohydrates, and makes no allowance on the fats (in the standards



given below). Very complete dietary studies have been made by Atwater in the hospitals for the insane in New York State. These studies are published in the reports of the New York State Commission in Lunacy for 1897-98, 1898-99, and 1899-1900. The pecuniary advantage alone of this study is apparent from the fact that there was a reduction of \$2.19 per capita notwithstanding that the cost of food-products was higher than usual. The patients are better fed, and the diet is such as is best suited to their condition and surroundings.

Atwater has suggested as a new profession that of dietary expert. This is a field for which women are perhaps particularly well adapted. The dietary expert is neither a cook nor an ordinary steward, but should be an individual who has had sufficient training along special lines to enable him to purchase food, formulate suitable and accurate diet-lists, supervise the keeping, cooking, and serving of food, so as to obtain the best results, reducing the amount of waste to a minimum, and securing as great a degree of perfection in the preparation of the food as it is possible to obtain.

### PRISON DIETARIES.

The subject of Prison Diet has received considerable attention, and the literature on the subject, although very large, is more or less inaccessible, being scattered, for the most part, throughout the reports of prisons and reformatories.

Numerous views have been expressed regarding what constitutes a proper diet for a prisoner. In England the standards recommended by the committee appointed by the Commissioners of Prisons in 1878 were followed for many years. The plan that was pursued was to divide the prisoners into four classes:

CLASS I. : Those confined for periods of seven days and less.

CLASS II. : Those confined for periods of more than seven days and not more than one month.

CLASS III. : Those confined for periods of more than one month and not more than four months.

CLASS IV. : Those confined for periods of more than four months.

This division was made in order to prevent those serving short sentences from receiving a full dietary. Since such prisoners are for the most part drunken and disorderly persons, it was held that they might seek to be committed to prison for the sake of enjoying a short sentence with an abundant

supply of food. Under the Prison Commission's plan all the prisoners began with the first dietary after seven days, and if they were still in prison, they were put on the second, and so on. This plan is not a good one, for it would seem better to place all long-term prisoners at once on a sufficient and appropriate diet.

Prison dietaries are now formulated according to the standards fixed for a healthy free man doing the same kind of labor. The following table, taken from Atwater,<sup>1</sup> gives these standards:

*Proposed Dietary Standards for Adults.*

(Quantities per man per day unless otherwise stated.)

Class.	By whom proposed.	Total protein.	Digestible or available protein.	Available energy or fuel-value.
		Gm.	Gm.	Calories.
Persons in health under ordinary conditions:				
Man <sup>c</sup> at hard muscular work . . . . .	Atwater <sup>d</sup>	150	138	4350
Man <sup>c</sup> at moderately active muscular work . . . . .	Atwater <sup>d</sup>	125	115	3400
Man <sup>c</sup> with light muscular work . . . . .	Atwater <sup>d</sup>	112	102	3050
Man <sup>c</sup> with sedentary work . . . . .	Atwater <sup>d</sup>	100	92	2700
Man <sup>c</sup> with very little exercise . . . . .	Atwater <sup>d</sup>	90	72	2450
Inmates of prisons, insane hospitals, etc.:				
Male <sup>c</sup> convicts at hard work . . . . .	Dunlop <sup>e</sup>	150	138	3800
Ordinary male prisoners . . . . .	Dunlop <sup>e</sup>	120	110	3020
Prisoners and inmates of houses of correction, per person:				
Inmates of reformatories (male) . . . . .	Richards <sup>f</sup>	103	95	2765
Unemployed male <sup>c</sup> prisoners . . . . .	Dunlop <sup>e</sup>	111	102	3000
Inmates of almshouses, per person . . . . .	Dunlop <sup>e</sup>	90	83	2385
Punitive diet, short duration . . . . .	Richards <sup>f</sup>	83	76	2435
Punitive diet, long duration . . . . .	Dunlop <sup>e</sup>	64	59	1805
The insane, per person . . . . .	Dunlop <sup>e</sup>	90	82	2385
The insane, per person . . . . .	Richards <sup>f</sup>	110	101	3015
The insane, per person . . . . .	Atwater <sup>d</sup>	85	78	2450

(<sup>a</sup>) Assuming 92 per cent. digestible, the average in ordinary mixed diet.

(<sup>b</sup>) These figures are about 3 per cent. smaller than have been given previously, the difference being due to the adoption of revised factors for calculations.

(<sup>c</sup>) Corresponding values for a woman are 0.8 as much.

(<sup>d</sup>) Figures represent physiologic demand.

(<sup>e</sup>) Figures represent practically physiologic demand, there being but an extremely small allowance for waste.

(<sup>f</sup>) Figures represent ration allowance, with margin for waste of about 10 per cent.

One of the most valuable studies of prison dietaries is that made by Dr. J. C. Dunlop for the Scottish Prison Commission,

<sup>1</sup> *Year-book of the Department of Agriculture, 1901.*



and published in 1899 as a "blue book." His standards are based on careful investigation, and upon actual experiment have been found to be satisfactory. They have been adopted in Scotland. His changes in the dietary previously furnished are based on the amount of labor, sex, age, and similar conditions.

*Dunlop's Dietary Standards for Prisoners.*

	Protein.	Fat.	Carbo- hydrates.	Energy value.
Ordinary male prisoners . . . . .	120	38	550	3100
Ordinary female prisoners . . . . .	96	30	440	2480
Ordinary female prisoners nursing . . . . .	105	54	482	2910
Juveniles . . . . .	75	43	325	2040
Male prisoners unemployed or practically so . . . . .	90	30	440	2400
Female prisoners unemployed or practically so . . . . .	72	23	330	1860
Male convicts at active labor . . . . .	150	65	550	3500
Male convicts at less active labor . . . . .	120	50	550	3200
Female convicts . . . . .	100	41	440	2600
Punishment diets, short punishment (subsistence) . . . . .	64	21	341	1850
Punishment diets, longer, with light work . . . . .	90	30	440	2400

NOTE.—Standards for criminal lunatics and sick prisoners, being unnecessary, are not included.

Dunlop's dietaries, since they represent complete classified lists made on a scientific basis and proved by experience, are here given in full. No hospital dietary is given, that being left entirely to the discretion of the medical officer.

DUNLOP'S PRISON DIETARIES, IN USE IN SCOTTISH PRISONS.

RATE I.

All ordinary prisoners under sentence of imprisonment for not longer than three days.

<i>Breakfast</i> —Daily:	Gruel . . . . .	1 pint.
	Bread . . . . .	4 ounces.
<i>Dinner</i> — Sunday:	Broth . . . . .	1 pint.
	Bread . . . . .	6 ounces.
Monday:	Pea soup . . . . .	1 pint.
	Bread . . . . .	6 ounces.
Tuesday:	Broth . . . . .	1 pint.
	Bread . . . . .	6 ounces.
Wednesday:	Pea soup . . . . .	1 pint.
	Bread . . . . .	6 ounces.
Thursday:	Broth . . . . .	1 pint.
	Bread . . . . .	6 ounces.
Friday:	Milk . . . . .	$\frac{3}{4}$ pint.
	Bread . . . . .	8 ounces.
Saturday:	Pea soup . . . . .	1 pint.
	Bread . . . . .	6 ounces.
<i>Supper</i> — Daily:	Gruel . . . . .	1 pint.
	Bread . . . . .	4 ounces.

## RATE II.

Male ordinary prisoners with sentences above three days, and not exceeding one calendar month.

Female and juvenile ordinary prisoners untried, or with sentences above three days and not exceeding six calendar months.

<i>Breakfast</i> —Daily :	Porridge . . . . .	5 ounces, meal ration.
	Milk . . . . .	$\frac{3}{4}$ pint.
<i>Dinner</i> — Sunday :	Broth . . . . .	1 $\frac{1}{2}$ pints.
	Bread . . . . .	6 ounces.
Monday :	Pea soup . . . . .	1 $\frac{1}{2}$ pints.
	Bread . . . . .	6 ounces.
Tuesday :	Broth . . . . .	1 $\frac{1}{2}$ pints.
	Bread . . . . .	6 ounces.
Wednesday :	Pea soup . . . . .	1 $\frac{1}{2}$ pints.
	Bread . . . . .	6 ounces.
Thursday :	Broth . . . . .	1 $\frac{1}{2}$ pints.
	Bread . . . . .	6 ounces.
Friday :	Potato . . . . .	2 $\frac{1}{2}$ pounds.
	Milk . . . . .	$\frac{3}{4}$ pint.
Saturday :	Pea soup . . . . .	1 $\frac{1}{2}$ pints.
	Bread . . . . .	6 ounces.
<i>Supper</i> — Daily :	Porridge . . . . .	5 ounces, meal ration.
	Milk . . . . .	$\frac{1}{2}$ pint.

## RATE III.

Male ordinary prisoners untried, or with sentences above one calendar month and not exceeding four calendar months.

Female and juvenile ordinary prisoners with sentences above six months.

Male ordinary prisoners employed all day at active labor in the open air; also those employed in workshops and laundries or nursing, with sentences from three days to one calendar month.

Female ordinary prisoners employed as nurses or in laundries with sentences from three days to six months.

Female convicts in probation.

<i>Breakfast</i> —Daily :	Porridge . . . . .	8 ounces, meal ration.
	Milk . . . . .	$\frac{3}{4}$ pint.
<i>Dinner</i> — Sunday :	Broth . . . . .	2 pints.
	Bread . . . . .	8 ounces.
Monday :	Pea soup . . . . .	2 pints.
	Bread . . . . .	8 ounces.
Tuesday :	Broth . . . . .	2 pints.
	Bread . . . . .	8 ounces.
Wednesday :	Pea soup . . . . .	2 pints.
	Bread . . . . .	8 ounces.
Thursday :	Broth . . . . .	2 pints.
	Bread . . . . .	8 ounces.
Friday :	Potato . . . . .	2 $\frac{1}{2}$ pounds.
	Milk . . . . .	$\frac{3}{4}$ pint.
	Bread . . . . .	4 ounces.
	(or fish dinner).	
Saturday :	Pea soup . . . . .	2 pints.
	Bread . . . . .	8 ounces.
<i>Supper</i> — Daily :	Porridge . . . . .	5 ounces, meal ration.
	Milk . . . . .	$\frac{1}{2}$ pint.



RATE IV.

Male ordinary prisoners with sentences above four months, and male convicts in probation and not on public works.

<i>Breakfast</i> —Daily :	Porridge . . . . .	8 ounces, meal ration.
	Milk . . . . .	$\frac{3}{4}$ pint.
<i>Dinner</i> — Sunday :	Broth . . . . .	2 pints.
	Bread . . . . .	12 ounces.
Monday :	Pea soup . . . . .	2 pints.
	Bread . . . . .	12 ounces.
Tuesday :	Broth . . . . .	2 pints.
	Bread . . . . .	12 ounces.
Wednesday :	Pea soup . . . . .	2 pints.
	Bread . . . . .	12 ounces.
Thursday :	Broth . . . . .	2 pints.
	Bread . . . . .	12 ounces.
Friday :	Potato . . . . .	2 $\frac{1}{2}$ pounds.
	Milk . . . . .	$\frac{3}{4}$ pint.
	Bread . . . . .	8 ounces.
	(or fish dinner).	
Saturday :	Pea soup . . . . .	2 pints.
	Bread . . . . .	12 ounces.
<i>Supper</i> — Daily :	Porridge . . . . .	6 ounces, meal ration.
	Milk . . . . .	$\frac{1}{2}$ pint.

RATE V.

Female convicts not in the probation class.

<i>Breakfast</i> —Sunday :	}	Tea . . . . . $\frac{1}{2}$ pint. Bread . . . . . 8 ounces.
Tuesday :		
Thursday :		
Saturday :		
Monday :	}	Tea . . . . . $\frac{1}{2}$ pint. Bread . . . . . 8 ounces. Cheese . . . . . 1 ounce.
Wednesday :		
Friday :		
<i>Dinner</i> — Sunday :		
Monday :	Beef . . . . . 6 ounces. Potato . . . . . 1 pound. Bread . . . . . 6 ounces.	
Tuesday :	Beef . . . . . 6 ounces. Bread . . . . . 8 ounces.	
Wednesday :	Pea soup . . . . . 1 $\frac{1}{2}$ pints. Bread . . . . . 8 ounces.	
Thursday :	Beef . . . . . 6 ounces. Potato . . . . . 1 pound. Bread . . . . . 6 ounces.	
Friday :	Fish . . . . . 12 ounces. Potato . . . . . 1 pound. Bread . . . . . 6 ounces.	
Saturday :	Beef . . . . . 6 ounces. Bread . . . . . 8 ounces.	
<i>Supper</i> — Daily :	Porridge . . . . . 6 ounces, meal ration. Milk . . . . . $\frac{1}{2}$ pint.	

## RATE VI.

Male convicts not on probation and employed at indoor industrial labor.

<i>Breakfast</i> —Daily:	Porridge . . . . .	8 ounces, meal ration.
	Milk . . . . .	$\frac{3}{4}$ pint.
<i>Dinner</i> — Sunday:	Pea soup . . . . .	1 $\frac{1}{2}$ pints.
	Bread . . . . .	10 ounces.
	Cheese . . . . .	1 $\frac{1}{2}$ ounces.
Monday:	Beef . . . . .	6 ounces.
	Broth . . . . .	1 pint.
	Potato . . . . .	1 pound.
	Bread . . . . .	4 ounces.
Tuesday:	Beef . . . . .	6 ounces.
	Broth . . . . .	1 pint.
	Bread . . . . .	6 ounces.
Wednesday:	Beef . . . . .	6 ounces.
	Broth . . . . .	1 pint.
	Potato . . . . .	1 pound.
	Bread . . . . .	4 ounces.
Thursday:	Beef . . . . .	6 ounces.
	Rice soup . . . . .	1 pint.
	Cabbage <sup>1</sup> . . . . .	1 pound.
	Bread . . . . .	4 ounces.
Friday:	Beef . . . . .	6 ounces.
	Broth . . . . .	1 pint.
	Potato . . . . .	1 pound.
	Bread . . . . .	4 ounces.
Saturday:	Beef . . . . .	6 ounces.
	Broth . . . . .	1 pint.
	Bread . . . . .	6 ounces.
<i>Supper</i> — Daily:	Coffee . . . . .	$\frac{3}{4}$ pint.
	Bread . . . . .	12 ounces.

## RATE VII.

Male convicts employed at hard labor at public works.

<i>Breakfast</i> —Daily:	Porridge . . . . .	8 ounces, meal ration.
	Milk . . . . .	$\frac{3}{4}$ pint.
<i>Dinner</i> — Sunday:	Pea soup . . . . .	1 $\frac{1}{2}$ pints.
	Bread . . . . .	12 ounces.
	Cheese . . . . .	1 $\frac{1}{2}$ ounces.
Monday:	Beef . . . . .	7 ounces.
	Broth . . . . .	1 pint.
	Potato . . . . .	1 pound.
	Bread . . . . .	6 ounces.
Tuesday:	Beef . . . . .	7 ounces.
	Broth . . . . .	1 pint.
	Bread . . . . .	8 ounces.
Wednesday:	Beef . . . . .	7 ounces.
	Broth . . . . .	1 pint.
	Potato . . . . .	1 pound.
	Bread . . . . .	6 ounces.

<sup>1</sup> An equal amount of carrot, turnip, turnip-tops, leeks, parsnips, or other fresh vegetables may be substituted.



Thursday:	Beef . . . . .	7	ounces.
	Rice soup . . . . .	1	pint.
	Cabbage <sup>1</sup> . . . . .	1	pound.
	Bread . . . . .	6	ounces.
Friday:	Beef . . . . .	7	ounces.
	Broth . . . . .	1	pint.
	Potato . . . . .	1	pound.
	Bread . . . . .	6	ounces.
Saturday:	Beef . . . . .	7	ounces.
	Broth . . . . .	1	pint.
	Bread . . . . .	8	ounces.
<i>Supper</i> — Daily:	Coffee . . . . .	1	pint.
	Bread . . . . .	12	ounces.

RATE VIII.

For male convicts at light labor.

<i>Breakfast</i> —Daily:	Porridge . . . . .	8	ounces, meal ration.
	Milk . . . . .	$\frac{3}{4}$	pint.
<i>Dinner</i> — Sunday:	Pea soup . . . . .	1 $\frac{1}{2}$	pints.
	Bread . . . . .	10	ounces.
	Cheese . . . . .	1 $\frac{1}{2}$	ounces.
Monday:	Beef . . . . .	4	ounces.
	Broth . . . . .	1	pint.
	Potato . . . . .	1	pound.
	Bread . . . . .	4	ounces.
Tuesday:	Beef . . . . .	4	ounces.
	Broth . . . . .	1	pint.
	Bread . . . . .	6	ounces.
Wednesday:	Beef . . . . .	4	ounces.
	Broth . . . . .	1	pint.
	Potato . . . . .	1	pound.
	Bread . . . . .	4	ounces.
Thursday:	Beef . . . . .	4	ounces.
	Rice soup . . . . .	1	pint.
	Cabbage . . . . .	1	pound.
	Bread . . . . .	4	ounces.
Friday:	Beef . . . . .	4	ounces.
	Broth . . . . .	1	pint.
	Potato . . . . .	1	pound.
	Bread . . . . .	4	ounces.
Saturday:	Beef . . . . .	4	ounces.
	Broth . . . . .	1	pint.
	Bread . . . . .	6	ounces.
<i>Supper</i> — Daily:	Coffee . . . . .	$\frac{3}{4}$	pint.
	Bread . . . . .	12	ounces.

RATE IX.

(A) Prisoners under punishment for prison offences for terms not exceeding three days.

<i>Breakfast</i> —Bread . . . . .	8	ounces.
<i>Dinner</i> — Bread . . . . .	4	ounces.
<i>Supper</i> — Bread . . . . .	4	ounces.

<sup>1</sup> An equal amount of carrot, turnip, turnip-tops, leeks, parsnips, or other fresh vegetables may be substituted.

(B) Prisoners under punishment for prison offences for terms exceeding three days.

<i>Breakfast</i> —	Gruel . . . . .	1 pint.
	Bread . . . . .	8 ounces.
<i>Dinner</i> —	Bread . . . . .	8 ounces.
<i>Supper</i> —	Gruel . . . . .	1 pint.
	Bread . . . . .	8 ounces.

**Criminal Lunatic Department.**—Where the amount of ration is not stated that food is allowed *ad libitum*. This does not apply to butter, of which 8 ounces weekly are to be allowed for each inmate.

## RATE X.

<i>Breakfast</i> —	Porridge . . . . .	8 ounces, meal ration. <sup>1</sup>
	Sweet milk . . . . .	1 pint.
	Skimmed milk . . . . .	1 pint.
	Tea . . . . .	
	Bread . . . . .	
	Butter . . . . .	
<i>Dinner</i> —	Sunday: <sup>2</sup>	Broth . . . . . 1½ pints.
		Bread . . . . .
	Monday:	Cheese . . . . . 2 ounces.
		Pea soup . . . . . 1 pint.
		Beef . . . . . 6 ounces.
		Potato . . . . .
		Bread . . . . .
	Tuesday:	Pork or mutton . . . . . 6 ounces.
		Broth . . . . . 1 pint.
		Potato <sup>3</sup> . . . . .
		Bread . . . . .
	Wednesday:	Beef . . . . . 6 ounces.
		Potato . . . . .
		Pudding . . . . .
		Bread . . . . .
	Thursday:	Broth . . . . . 1 pint.
		Beef . . . . . 6 ounces.
		Potato <sup>3</sup> . . . . .
		Bread . . . . .
	Friday:	Fish . . . . . 12 ounces.
		Potato . . . . .
		Bread . . . . .
		Pudding . . . . .
	Saturday:	Pea soup . . . . . 1 pint.
		Beef . . . . . 6 ounces.
		Potato . . . . .
		Bread . . . . .
<i>Supper</i> —	Daily:	Tea or coffee . . . . .
		Bread . . . . .
		Butter . . . . .

<sup>1</sup> For female convicts 6 ounces, meal ration.

<sup>2</sup> The medical superintendent shall have power to alter the Sunday dinner.

<sup>3</sup> Cabbage or other fresh vegetables may be substituted for potatoes.



*Food-value of Dunlop's Dietary Average per Diem.*

	Protein.	Fat.	Carbo- hydrates.	Energy value, calories.
Rate I. . . . .	67.30	10.12	352.18	1810
Rate II. . . . .	91.82	25.52	362.55	2099
Rate II. with fat dinner . . . . .	98.82	25.47	357.60	2114
Rate II. with sweet milk . . . . .	106.03	54.37	453.46	2799
Rate II. with sweet milk and fish . . . . .	113.33	54.03	448.51	2804
Rate III. . . . .	117.81	32.77	470.56	2715
With fish dinner . . . . .	123.49	32.60	459.08	2690
Rate IV. . . . .	134.60	35.50	535.51	3115
With fish dinner . . . . .	139.56	35.31	519.16	3067
Rate V. . . . .	120.63	42.53	402.13	2542
Rate VI. . . . .	153.93	50.62	536.08	3300
Rate VII. . . . .	165.44	56.54	566.00	3525
Rate VIII. . . . .	143.18	39.24	536.08	3149
Rate IX. . . . .	82.62	10.28	456.24	2313

"The following alternative and extra diets are to be allowed :

"1. Male prisoners of more than 168 pounds weight (partly clothed) receiving Rates IV., VI., VII., or VIII., and female prisoners of more than 154 pounds weight (partly clothed) receiving Rates III. or V., shall receive as an extra 1 ounce cheese and 4 ounces bread daily.

"2. Female prisoners nursing infants at the breast shall receive Rate III., with one pint sweet milk daily additional.

"3. Prisoners with sentences of more than one year may have after nine months in prison a supper consisting of  $\frac{3}{4}$  pint of tea or coffee and 12 ounces bread daily instead of the porridge supper. This regulation does not apply to prisoners in Peterhead Convict Prison, nor to women with sentences of penal servitude in Perth Prison.

"4. Prisoners receiving Rates III. and IV., with sentences of more than four months, may receive a fish dinner once weekly. The fish dinner shall consist of 12 ounces fresh fish, or 6 ounces dried fish, with 1 pound potatoes and 6 ounces bread with Rate III. diet, and 8 ounces with Rate IV. diet.

"5. When employed in the laundry, at the baths, and in the reception rooms, females may receive  $\frac{1}{4}$  pint tea between breakfast and dinner, and the same between dinner and supper.

"6. Male prisoners employed for two hours or more in the open air before breakfast shall receive 6 ounces bread and  $\frac{1}{2}$  pint milk before beginning work.

"7. The prison medical officers shall have power, should occasion arise, to increase or alter the diets of individual pris-

oners, and to reduce the diets of individual prisoners should they be satisfied that those prisoners are persistently wasting food."

The following directions relate to the foregoing dietaries, viz. :

"1. Each pint of soup must contain : (1) 1 ounce marrow bones or oxhead or  $\frac{1}{2}$  ounce hough, neck of beef, or other meat, and (2) be seasoned with pepper in a proportion not exceeding 1 ounce to 100 pints and with salt 1 pound to 100 pints. The first of these directions does not apply to soups served with the meat dinners of Rates VI., VII., and VIII.

"2. Each pint of broth shall contain  $1\frac{1}{2}$  ounces of barley,  $\frac{1}{2}$  ounce of green peas,  $1\frac{1}{2}$  ounces of leeks, carrots, turnips, or other similar vegetables, as may be most easily procured, and  $\frac{1}{4}$  ounce of onion.

"3. Each pint of pea soup shall contain 2 ounces of split peas,  $\frac{1}{4}$  ounce of pease meal,  $\frac{1}{4}$  ounce of onion or leeks,  $\frac{1}{2}$  ounce of carrots or turnips.

"4. Each pint of rice soup shall contain 2 ounces of rice and  $\frac{1}{4}$  ounce chopped parsley.

"5. Peas, barley, and rice to be well soaked before being used, and when served the peas ought to be perfectly soft.

"6. All vegetables to be cut and washed before being weighed.

"7. Potatoes should be cleaned, divided in half, and freed from bad ones before being weighed. Especial care must be taken to preserve the potatoes so that they shall not vegetate or be injured in any way.

"8. Gruel when made in quantities exceeding 50 pints shall contain  $1\frac{1}{2}$  ounces of oatmeal per pint ; when made in smaller quantity 2 ounces oatmeal per pint. Gruel to be seasoned with salt and sweetened with  $\frac{3}{4}$  ounce sugar per pint.

"9. Each pint of tea to be made from  $\frac{1}{4}$  ounce of tea, 1 ounce of sugar, and  $\frac{1}{2}$  gill of sweet milk.

"10. Each pint of coffee to be made from  $\frac{1}{2}$  ounce of ground coffee,  $\frac{3}{4}$  ounce sugar, and  $\frac{1}{2}$  gill of sweet milk. Some chicory may be used with the coffee and weighed as such.

"11. Pudding (Rate IX.) to be either rice or bread crumb. Rice pudding to contain  $1\frac{1}{2}$  ounce rice,  $\frac{1}{2}$  ounce sugar, and  $\frac{1}{10}$  pint sweet milk. Bread-crumb pudding, 2 ounces of bread crumb,  $\frac{1}{2}$  ounce of currants,  $1\frac{1}{2}$  ounce flour, 1 ounce suet, and 1 ounce sugar for each person.

"12. Meat to be weighed without bone and before being cooked.



"13. Fish to be weighed after being cleaned and trimmed, but before being cooked.

"14. The vessels in which the food is distributed may be collected half an hour after the prisoners have received them, except with dinner, when forty minutes must be allowed. All unconsumed remnants of food must be removed from the cells.

"15. In the event of the following articles of diet not being readily obtainable or excessive in price, the undernamed substitute may be used :

"*Buttermilk.*—Substitute skimmed or separated milk in equal quantity, or failing these, 2 ounces of cheese for each milk ration and 1 ounce sugar should that milk ration be due for a porridge meal.

"*Potato.*—Substitute 2 ounces rice and 8 ounces fresh vegetable for 1 pound potato, or failing fresh vegetable, 4 ounces rice.

"*Cabbage or Other Vegetable (Rates VI., VII., and VIII.)*.—Substitute 4 ounces bread for 1 pound cabbage or other vegetable."

**American Prison Diets.**—There is no dietary that can specifically be called American. In the best ordered prisons the diets are based on Atwater's standards. In many States the diet is left to the steward of the prison, and no particular method is followed. Details will be found in the reports of the various institutions and also in the reports of conventions of charities and corrections.

**English Prison Diets.**—The Committee of 1899 condemns the utilization of diet as a means of punishment, but recommends what amounts to the same, *i. e.*, that the diet of prisoners who are sentenced for a term of less than three weeks be smaller than that of those who are sentenced for three months or longer. For short-term prisoners they recommend that the diet be "adequate in amount and kind to maintain health and strength during the single week," but it is not to be made attractive to the "loafer" or mendicant. The progressive system formerly in use is now condemned. The diet is to be adequate to nourish the body and maintain strength, so that at the end of his term the prisoner may be in condition to return to his occupation. For fourteen-day sentences, however, the prisoner is kept the first seven days on a spare diet, and for the remaining seven receives a somewhat fuller diet.

The Committee recognizes that the nature of the work the prisoner is doing should be considered, but does not attempt to

make any dietaries for local prisons along these lines; since, therefore, the diet intended for prisoners at ordinary labor is barely sufficient, the prisoner at hard labor would, on the same diet, be underfed. The diet thus becomes a mode of punishment again, a practice that is to be condemned.

The same Report advises a different diet for men, women, and children. Dunlop gives the following résumé of the English prison dietaries.

**Ordinary Prisoners' Dietaries.**—The dietaries recommended in the report for ordinary prisoners are no fewer than nine; three classes, A, B, and C, each class with three dietaries—No. 1 for men, No. 2 for women, and No. 3 for juveniles.

*Class A Dietaries.*—For prisoners with sentences of not more than seven days, and for prisoners with sentences of not more than fourteen days during the first seven days of their imprisonment. These dietaries are described in the Committee's report as 'of the plainest food, unattractive, but good and wholesome and adequate in amount and kind to maintain health and strength during the single week.' They consist of bread and gruel for breakfast and supper, and bread with either potato or porridge or suet pudding for dinner. An allowance of milk is given as an extra to juveniles. The daily food-value is estimated by the Committee as consisting of—For men, protein 3.88 ounces (109 grams); carbohydrate, 17.08 ounces (484.22 grams); fats, 0.89 ounces (25.23 grams); for women, protein, 2.71 ounces (79.38 grams); carbohydrate, 13.71 ounces (391.22 grams); fats, 0.74 ounces (20.97 grams); for juveniles, protein, 3.93 ounces (111.40 grams); carbohydrate, 14.67 ounces (415.87 grams); fats, 1.48 ounces (41.94 grams). The energy value of such diets is found by calculation to be as follows: For men, 2667 calories; for women, 2124 calories; and for juveniles, 2552 calories. A comparison with the standards of prisoners' food requirements (*vide* p. 14 of this report) shows that the diet for men is insufficient except when the men are almost idle, that the diet for women is also insufficient except when the women are idle, but that the diet for juveniles is sufficient.<sup>1</sup> From the fact that Class A Diets are insufficient for working men and women, it follows that these introduce a distinct penal element into the dietary regulation. It may be urged that

<sup>1</sup>"The Committee compare their dietaries with König's standard for moderate work. His male standard contains practically the same amount of protein as the standard I. gives for moderate work, but has more fat and less carbohydrate than mine. The energy value is practically the same."



slight underfeeding for a limited time does no serious harm. That may be so, but an insufficient diet is essentially a penal diet; shortening the application cannot make an insufficient diet a sufficient one, and therefore an insufficient diet for even a short application is a penal diet.

*“Class B Diets.*—(1) For prisoners with sentences of more than seven days and less than fourteen days after the expiry of seven days of their sentence; (2) for prisoners with sentences of more than fourteen days and not more than three months; (3) for untried prisoners, offenders of the first division who do not maintain themselves, offenders of the second division, and debtors (untried prisoners and offenders of the first division receive tea or cocoa instead of gruel or porridge for breakfast and supper). These diets consist of bread and gruel for breakfast, bread and potato with either tinned meat or beans and bacon, or soup, or suet pudding, or cooked beef for dinner, and bread with either porridge, gruel, or cocoa for supper. Juveniles are allowed a small quantity of milk for breakfast. The food-value of these diets as calculated by the Committee is— for men, protein, 4.73 ounces (133.8 grams); carbohydrate, 18.32 ounces (519.34 grams); fats, 1.38 ounces (39.12 grams); for women, protein, 3.94 ounces (116.68 grams); carbohydrate, 11.87 ounces (434.59 grams); fats, 1.06 ounces (30.05 grams); for juveniles, protein, 4.30 ounces (121.89 grams); carbohydrate, 19.15 ounces (439.13 grams); and fats, 1.85 ounces (50.74 grams). The energy values of these diets calculated from these figures are—for men, 3098 calories; for women, 2519 calories; and for juveniles, 2772 calories. A comparison shows that these three dietaries closely approximate to the standards for men, women, and juveniles doing a moderate day's work.

*“Class C Diets.*—For all ordinary prisoners with sentences of more than three months. These diets closely resemble those of Class B. They differ by having large allowances of some of the dinner dishes, as potatoes, beans, and suet pudding, and by cocoa being substituted for porridge or gruel at supper time, and in the female diet by tea being given instead of gruel at breakfast time. The Committee estimate the daily food-value of these diets as follows: That for men, protein, 4.90 ounces (138.9 grams); carbohydrate, 19.15 ounces (542.87 grams); fat, 1.85 ounces (52.44 grams); for women, protein, 3.92 ounces (111.11 grams); carbohydrate, 14.89 ounces (422.12 grams); fats, 1.61 ounces (45.63 grams); for juveniles, protein, 4.59

ounces (130.11 grams); carbohydrate, 16.40 ounces (464.94 grams); and fat, 2.05 ounces (58.10 grams). From these figures the energy value of the diets appear to be—for men, 3283 calories; for women, 2611 calories; and for juveniles, 2980 calories. These three dietaries may all be described as being in excess of the requirements of the standards for moderate work."

**French Prison Dietaries.**—The French use the canteen system. Prisoners having private means and working prisoners may purchase from the canteen certain food-supplies to augment the ordinary prison diet. This method has to recommend it the fact that it tends to make the idle prisoner work harder, but it has the disadvantage that it discriminates between the poor and the well-to-do prisoner.

The French prisoner receives daily about  $1\frac{1}{2}$  pounds of bread. He is given two meals a day—soup at 9 A. M. and a dish of vegetables at 6 P. M. Meat is served on fête days and on Sundays, and to long-sentence prisoners on Thursdays. This dietary, without the extras, is not sufficient for a working-man. By the purchase of the supplies allowed it may be rendered ample. From the canteen the prisoner may purchase daily  $1\frac{1}{2}$  pounds of bread and a portion of one of the following: potatoes, cheese, butter, milk, salad, fruit, and beef. The daily value must not exceed 20 centimes for bread and 15 centimes for the other articles. The French use especial diets for the criminal insane, for the sick in hospitals, and for nursing mothers.

**Prussian Prison Dietaries.**—These are somewhat similar to the French. Three meals are allowed daily. Meat is used sparingly, and the bulk of the diet consists of cereals and vegetables. No classification is made, so far as is known, except for nursing mothers, for those serving sentences of less than four days, and for prison offences.

### HOSPITAL DIETARIES.

There is a wide variation in the diet-lists of the various hospitals, dependent on the size, income, management, etc., of the institute. These diet-lists are designated by various names, according to the persons for whom they are intended and the articles of which they are made up.

In children's hospitals the food for each infant should be prescribed individually. For convenience those over one year and under two or two and one-half years may be put on a suitable



diet designated as "baby diet." For older children the designations for diets are the same as in hospitals for adults.

The diets in use in the average American hospitals are classified as follows :

**Ward Diet.**—This is also known as "full" or "house diet." It is the ordinary diet of all patients for whom special diet orders have not been given. (By reference to the hospital diet-lists given below the composition of the various diets can be learned.)

**Light diet**, also known as convalescent diet, is that used for convalescent patients generally and for others for whom it is suitable. It consists of milk, broths, eggs, and such other foods as are easily digestible yet nutritious.

**Special Diets.**—Under this heading are included dietary formulas suitable for those diseases in which diet plays an important part in the treatment. It includes such diets as have been recommended in certain diseases, and which bear the name of the inventor, as Tuffnell's diet for aneurysm, Banting's diet for obesity, and such general diets as the following :

**Milk Diet.**—This is composed entirely of milk, two to three quarts usually being allowed daily.

**Meat Diet.**—This consists chiefly of nitrogenous animal foods with a minimum of sugars and starches. It is useful in certain diseases of the stomach where there is acid fermentation. It closely resembles the diabetic diet.

**Farinaceous Diet.**—This is made up of milk, butter, and carbohydrates. It is prescribed for convalescents and in chronic nephritis, etc.

**Special or extra special articles of diet**, as they are often termed, include all articles not on the regular diet-list for the day, and for which special orders are generally given.

It is a fact much to be deplored that the commissary department of many large hospitals is poorly managed. In some, special hospital stewards of experience are appointed, but in many the ordering and the preparation of the meals, and often, indeed, the distribution of the food to the patients, are assigned to inexperienced persons who are frequently ignorant of the requirements of the patients. As a result, errors in diet, with their consequences, are common, and very often there is waste as well. In a large hospital a competent steward is a necessity and an economy as well.

The physician should prescribe the diet for each patient. It is a fact that in many hospitals where the catering is not defi-

cient, the diet for patients is selected by the nurses, with the exception, perhaps, in the case of a few of the more important diseases, such as typhoid, diabetes, and the like. The conclusion to be drawn is obvious.

#### THE JOHNS HOPKINS HOSPITAL DIET SHEET.

*Breakfast*, 8 A. M. : Fruit, cereal (oatmeal, hominy, grits, Wheatena), chops, steak, chicken (broiled), bacon, fish, potatoes, rolls.  
*Dinner*, 1 P. M. : Soup, fish, beef (roast), lamb (roast), mint sauce, chicken (roast), turkey (roast), cranberry sauce, sweetbreads, salads (cress, lettuce), tomatoes, celery, potatoes, rice, vegetables, dessert, fruit.  
*Tea*, 6 P. M. : Chicken, chops, steak, fish, potatoes, rolls, fruit.

#### The Johns Hopkins Hospital Daily Order for Ward.

Milk, quarts or gallons . . . . .	Mutton-broth, pints . . . . .
Eggs, dozen . . . . .	Chicken soup, pints . . . . .
Butter, pounds . . . . .	Beefsteak . . . . .
Sugar, pounds . . . . .	Chickens . . . . .
Beef-tea, pints . . . . .	Lemons, dozen . . . . .

Number of patients on

Ward diet . . . . .

Special diet . . . . .

Light diet . . . . .

Liquid diet . . . . .

Total . . . . .

. . . . . Head Nurse.

#### Weekly Order.

*Special Orders for Monday, A. M. :*

Tea . . . . .

Coffee . . . . .

Cocoa . . . . .

Chocolate . . . . .

#### DIET OF THE LAKESIDE HOSPITAL, CLEVELAND, OHIO.

##### Doctors.

*Breakfast* : Fruit, wheat gem and cream, baked beans, eggs, fish-balls, brown bread, toast, coffee, milk.  
*Luncheon* : Scalloped oysters, potato, cold meat, fruit salad, cake, tea, milk.  
*Dinner* : Roast-beef, Yorkshire pudding, potato, squash, celery, lettuce, Charlotte Russe, crackers and cheese, coffee, milk.



- Breakfast:* Fruit, oatmeal and cream, broiled chops, eggs, potato, rolls, toast, coffee, milk.
- Luncheon:* Soup, cream chipped beef, baked potato, cold meat, fried mush and maple syrup, tea, milk.
- Dinner:* Soup, broiled steak, Maitre d' Hotel sauce, potato, asparagus-tips on toast, olives, lettuce, mock cherry pie, crackers and cheese, coffee, milk.
- Breakfast:* Fruit, oatmeal and cream, broiled fish, eggs, potato, rolls, toast, coffee, milk.
- Luncheon:* Soup, mutton cutlets, brown sauce, potato, fruit-jelly, whipped cream, tea, milk.
- Dinner:* Soup, roast duck, jelly, potato, stewed tomatoes, olives, lettuce, strawberry ice-cream, crackers and cheese, cake, coffee, milk.
- Breakfast:* Fruit, oatmeal and cream, broiled chops, eggs, potato, rolls, toast, coffee, milk.
- Luncheon:* Soup, egg vermicelli on toast, potato, cold meat, boiled rice with cream and maple syrup, tea, milk.
- Dinner:* Soup, roast lamb, mint sauce, jelly, potato, string-beans, lettuce, chocolate pudding, custard sauce, crackers and cheese, coffee, milk.
- Breakfast:* Fruit, oatmeal and cream, broiled steak, eggs, potato, rolls, toast, coffee, milk.
- Luncheon:* Soup, cod à la mode, potato, cold meat, apple sauce, hot muffins, cocoa and whipped cream, tea, milk.
- Dinner:* Soup, roast turkey, cranberry sauce, potato, mashed turnip, celery, lettuce, "snow-balls," cream sauce, crackers and cheese, coffee, milk.
- Breakfast:* Fruit, oatmeal and cream, scrambled eggs and bacon, potato, rolls, toast, coffee, milk.
- Luncheon:* Clam chowder, potato, cold meat, doughnuts and cheese, tea, milk.
- Dinner:* Soup, roast-beef, potato, Italian spaghetti, olives, lettuce, bisque ice-cream, crackers and cheese, cake, coffee, milk.
- Breakfast:* Oatmeal and cream, Hamburger steak, mushroom sauce, eggs on toast, potato, rolls, toast, coffee, milk.
- Luncheon:* Soup, Finnan haddock, potato, cold meat, hot biscuits, honey, tea, milk.
- Dinner:* Soup, chicken à la Maryland, potato, green peas, celery, lettuce, French fruit pudding, sauce, crackers and cheese, coffee, milk.
- Breakfast:* Fruit, wheat gem and cream, baked beans, eggs, fish-balls, brown bread, toast, coffee, milk.
- Luncheon:* Oyster stew, lobster salad, potato, cold meat, fruit-jelly, cake, tea, milk.
- Dinner:* Soup, roast-beef, potato, squash, olives, lettuce, Sultana ice-cream, crackers and cheese, cake, coffee, milk.
- Breakfast:* Fruit, oatmeal and cream, broiled chops, eggs, potato, rolls, toast, coffee, milk.
- Luncheon:* Soup, hash, cold meat, baked apples, cake, tea, milk.
- Dinner:* Soup, roast lamb, mint sauce, jelly, potato, spinach, lettuce, tapioca cream, crackers and cheese, coffee, milk.

*Breakfast*: Fruit, oatmeal and cream, broiled ham and eggs, potato, rolls, toast, coffee, milk.

*Luncheon*: Soup, Frankfurter sausage, hot slaw, potato, cold meat, banana fritters and maple syrup, tea, milk.

*Dinner*: Soup, broiled chicken, potato, scalloped corn, celery, lettuce, caramel ice-cream, crackers and cheese, cake, coffee, milk.

*Breakfast*: Fruit, oatmeal and cream, broiled steak, eggs, potato, rolls, toast, coffee, milk.

*Luncheon*: Soup, fried scallops, tartar sauce, potato, cold meat, ginger-bread and cheese, tea, milk.

*Dinner*: Soup, roast-beef, potato, stewed tomato, olives, lettuce, apple pie, crackers and cheese, coffee, milk.

#### Nurses.

*Breakfast*: Oatmeal and cream, broiled ham, potato, rolls, toast, coffee, cocoa.

*Luncheon*: Cold meat, horseradish sauce, potato, banana fritters and maple syrup, tea, milk.

*Dinner*: Soup, braised beef, potato, hot slaw, caramel ice-cream, cake, coffee.

*Breakfast*: Oatmeal and cream, creamed fresh fish, potato, rolls, toast, coffee, cocoa.

*Luncheon*: Beef-stew with dumplings, ginger-bread and cheese, tea, milk.

*Dinner*: Soup, roast-beef, potato, stewed tomato, apple pie and cheese, coffee.

*Breakfast*: Wheat gems and cream, baked beans, fish-balls, brown bread, toast, coffee, cocoa.

*Luncheon*: Scalloped oysters, potato, prune jelly, tea, milk.

*Dinner*: Soup, roast-beef, potato, squash, steamed molasses pudding, nutmeg sauce, coffee.

*Breakfast*: Oatmeal and cream, creamed fresh fish, potato, rolls, toast, coffee, cocoa.

*Luncheon*: Creamed chipped beef, potato, fried mush and maple syrup, tea, milk.

*Dinner*: Soup, New England boiled dinner, apple pie and cheese, coffee.

*Breakfast*: Oatmeal and cream, broiled steak, potato, rolls, toast, coffee, cocoa.

*Luncheon*: Cold corned beef, horseradish sauce, potato, dates, tea, milk.

*Dinner*: Soup, beef à la mode, potato, stewed tomato, strawberry ice-cream, cake, coffee.

*Breakfast*: Oatmeal and cream, liver and bacon, potato, rolls, toast, coffee, cocoa.

*Luncheon*: Cold meat in brown sauce, potato, boiled rice with cream or maple syrup, tea, milk.

*Dinner*: Soup, roast lamb, mint sauce, potato, string-beans, chocolate pudding, coffee.

*Breakfast*: Oatmeal and cream, broiled steak, potato, rolls, toast, coffee, cocoa.

*Luncheon*: Cold lamb, pickles, potato, apple sauce, hot muffins, tea, milk.

*Dinner*: Soup, beef pie, potato, mashed turnips, rice pudding, coffee.

*Breakfast*: Oatmeal and cream, scrambled eggs and bacon, potato, rolls, toast, coffee, cocoa.

*Luncheon*: Clam chowder, ginger-bread and cheese, tea, milk.

*Dinner*: Soup, Finnan haddock, potato, macaroni and cheese, beet pickles, bisque ice-cream, cake, coffee.



*Breakfast:* Oatmeal and cream, Hamburger steak, potato, rolls, toast, coffee, cocoa.

*Luncheon:* Cold meat in tomato sauce, potato, bananas, tea, milk.

*Dinner:* Soup, roast-beef, apple sauce, potato, green peas, New England pudding, coffee.

*Breakfast:* Wheat gem and cream, baked beans, fish-balls, brown bread, toast, coffee, cocoa.

*Luncheon:* Oyster stew, cold meat, fruit-jelly, tea, milk.

*Dinner:* Soup, roast-beef, potato, squash, steamed date pudding, lemon sauce, coffee.

*Breakfast:* Oatmeal and cream, broiled fish, potato, rolls, toast, coffee, cocoa.

*Luncheon:* Cold meat, potato, baked apples, tea, milk.

*Dinner:* Soup, roast lamb, mint sauce, potato, boiled beets, tapioca cream, coffee.

### Servants' Dining Room.

*Breakfast:* Oatmeal and milk, broiled ham, potato, rolls, coffee, tea.

*Dinner:* Braised beef, potato, hot slaw, baked date pudding.

*Supper:* Cold meat, peach sauce, tea.

*Breakfast:* Oatmeal and milk, creamed fresh fish, potato, rolls, coffee, tea.

*Dinner:* Soup, beef-stew with dumplings, potato, stewed tomato, caramel ice-cream.

*Supper:* Cold meat, apple sauce, tea.

*Breakfast:* Wheat gems and milk, baked beans, fish-balls, brown bread, coffee, tea.

*Dinner:* Roast-beef, potato, squash, steamed molasses pudding.

*Supper:* Cold meat, apple sauce, tea.

*Breakfast:* Oatmeal and milk, creamed fresh fish, potato, rolls, coffee, tea.

*Dinner:* Soup, New England boiled dinner, date pudding.

*Supper:* Cold meat, prune sauce, tea.

*Breakfast:* Oatmeal and milk, broiled steak, potato, rolls, coffee, tea.

*Dinner:* Beef à la mode, potato, stewed tomato, dates.

*Supper:* Cold meat, peach sauce, tea.

*Breakfast:* Oatmeal and milk, liver and bacon, potato, rolls, coffee, tea.

*Dinner:* Soup, roast lamb, potato, boiled onions, strawberry ice-cream.

*Supper:* Cold meat, apple sauce, tea.

*Breakfast:* Oatmeal and milk, creamed chipped beef, potato, rolls, coffee, tea.

*Dinner:* Beef pie, potato, mashed turnips, bread pudding.

*Supper:* Cold meat, mush and milk, tea.

*Breakfast:* Oatmeal and milk, creamed salt fish, potato, rolls, coffee, tea.

*Dinner:* Soup, clam chowder, potato, baked macaroni, apple brown betty.

*Supper:* Cold meat, prune sauce, tea.

*Breakfast:* Oatmeal and milk, Hamburger steak, potato, rolls, coffee, tea.

*Supper:* Cold meat, hot biscuits, peach sauce, tea.

*Breakfast:* Wheat gems and milk, baked beans, fish-balls, brown bread, coffee, tea.

*Dinner:* Roast-beef, potato, squash, steamed date pudding, lemon sauce.

*Supper:* Cold meat, apple sauce.

*Breakfast* : Oatmeal and milk, broiled fish, potato, rolls, coffee, tea.  
*Dinner* : Soup, roast lamb, potato, boiled onions, New England pudding.  
*Supper* : Cold meat, tea.

#### House Diet.

*Breakfast* : Oatmeal and milk, creamed fish, potato, coffee, tea.  
*Dinner* : Soup, lamb-stew, potato, creamed cabbage, baked date pudding, tea.  
*Supper* : Malt breakfast food, peach sauce, tea, cocoa.

*Breakfast* : Oatmeal and milk, hash, coffee, tea.  
*Dinner* : Soup, roast-beef, potato, stewed tomato, caramel ice-cream.  
*Supper* : Corn-starch, blanc-mange, apple sauce, tea, cocoa.

*Breakfast* : Wheat gem and milk, baked beans, brown bread, coffee, tea.  
*Dinner* : Soup, roast-beef, potato, squash, prune jelly, tea.  
*Supper* : Corn-starch, blanc-mange, apple sauce, tea, cocoa.

*Breakfast* : Oatmeal and milk, scrambled eggs, potato, coffee, tea.  
*Dinner* : Soup, roast-beef, potato, boiled carrots, date pudding, tea.  
*Supper* : Hominy, prune sauce, tea, cocoa.

*Breakfast* : Oatmeal and milk, creamed fresh fish, potato, coffee, tea.  
*Dinner* : Soup, lamb-stew, potato, stewed tomato, dates, tea.  
*Supper* : Farina, peach sauce, tea, cocoa.

*Breakfast* : Oatmeal and milk, hash, coffee, tea.  
*Dinner* : Soup, roast lamb, potato, boiled onions, strawberry ice-cream, tea.  
*Supper* : Cerealine, apple sauce, tea, cocoa.

*Breakfast* : Oatmeal and milk, broiled minced beef, potato, coffee, tea.  
*Dinner* : Soup, roast-beef, potato, mashed turnip, bread pudding, tea.  
*Supper* : Malt breakfast food, sauce, tea, cocoa.

*Breakfast* : Oatmeal and milk, creamed salt fish, potato, coffee, tea.  
*Dinner* : Soup, baked fish, potato, baked macaroni, apple brown betty.  
*Supper* : Irish moss, blanc-mange, prune sauce, tea, cocoa.

*Breakfast* : Oatmeal and milk, hash, coffee, tea.  
*Dinner* : Soup, roast-beef, potato, boiled beets, vanilla ice-cream, tea.  
*Supper* : Hominy, peach sauce, tea, cocoa.

*Breakfast* : Wheat gem and milk, baked beans, brown bread, coffee, tea.  
*Dinner* : Soup, roast-beef, potato, squash, prune jelly, tea.  
*Supper* : Farina, apple sauce, tea, cocoa.

*Breakfast* : Oatmeal and milk, scrambled eggs, potato, coffee, tea.  
*Dinner* : Soup, roast lamb, potato, boiled onions, New England pudding, tea.  
*Supper* : Cerealine, prune sauce, tea, cocoa.

#### FULL DIET-TABLE—NAVY HOSPITALS.

The following diet will be observed for patients in hospital when practicable, proper restrictions being ordered, or a special diet prescribed, by the medical officer in charge of the ward, in any case requiring it :



## SUNDAY:

*Breakfast:* Coffee, 1 ounce; bread, 4 ounces; butter, 1 ounce; milk, 6 ounces; sugar, 1 ounce; oatmeal, 1 ounce; beefsteak, 6 ounces.

*Dinner:* Rice soup, 8 ounces; bread, 4 ounces; roast-beef or roast or boiled fowl, 8 ounces; potatoes, 8 ounces; other vegetables, 6 ounces; pickles, 1 ounce; bread pudding with sauce or frozen custard, 8 ounces; fresh fruit, 6 ounces.

*Supper:* Tea,  $\frac{1}{2}$  of an ounce; bread, 6 ounces; butter, 1 ounce; milk, 2 ounces; sugar, 1 ounce; cold roast mutton or cold roast-beef, 4 ounces; stewed dried fruit or baked fresh fruit or apple sauce, 4 ounces.

## MONDAY:

*Breakfast:* Coffee, 1 ounce; bread, 4 ounces; butter, 1 ounce; milk, 2 ounces; sugar,  $\frac{3}{4}$  of an ounce; cornmeal (bread or mush),  $2\frac{1}{2}$  ounces; ham and eggs (2) or potatoes, 4 ounces; sausage, 3 ounces.

*Dinner:* Sago soup, 8 ounces; bread, 4 ounces; roast mutton or lamb or boiled ham, 8 ounces; potatoes, 8 ounces; other vegetables, 6 ounces; pickles, 1 ounce; pie, 6 ounces.

*Supper:* Tea,  $\frac{1}{2}$  of an ounce; bread, 6 ounces; butter, 1 ounce; milk, 2 ounces; sugar, 1 ounce; cold roast-beef or beef-stew or hash, 8 ounces; cheese, 2 ounces; baked fresh fruit or apple sauce or stewed dried fruit, 4 ounces.

## TUESDAY:

*Breakfast:* Coffee, 1 ounce; bread, 4 ounces; butter, 1 ounce; milk, 2 ounces; sugar,  $\frac{3}{4}$  of an ounce; pork, 1 ounce, and beans, 4 ounces, or beef-stew or hash, 8 ounces, or mutton-stew, 8 ounces.

*Dinner:* Vegetable soup, 8 ounces; bread, 4 ounces; boiled corned beef or roast-beef, 8 ounces; potatoes, 8 ounces; other vegetables, 6 ounces; pickles, 1 ounce; boiled or baked dumplings with sauce, 6 ounces.

*Supper:* Tea,  $\frac{1}{2}$  of an ounce; bread, 6 ounces; butter, 1 ounce; milk, 2 ounces; sugar, 1 ounce; cold roast mutton or lamb or cold ham, 4 ounces; apple sauce or baked fresh fruit or stewed dried fruit, 4 ounces.

## WEDNESDAY:

*Breakfast:* Coffee, 1 ounce; bread, 4 ounces; butter, 1 ounce; milk, 6 ounces; sugar, 1 ounce; oatmeal, 1 ounce; mutton or lamb chops, 6 ounces, or liver, 4 ounces, and bacon,  $\frac{1}{2}$  an ounce.

*Dinner:* Macaroni soup, 8 ounces; bread, 4 ounces; roast veal or roast or boiled fowl, 8 ounces; potatoes, 8 ounces; other vegetables, 6 ounces; pickles, 1 ounce; tapioca pudding with sauce, 6 ounces.

*Supper:* Tea,  $\frac{1}{2}$  of an ounce; bread, 6 ounces; butter, 1 ounce; milk, 2 ounces; sugar, 1 ounce; corned-beef hash, 8 ounces, or cold roast-beef, 4 ounces; stewed dried fruit or baked fresh fruit or apple sauce, 4 ounces.

## THURSDAY:

*Breakfast:* Coffee, 1 ounce; bread, 4 ounces; butter, 1 ounce; milk, 2 ounces; sugar,  $\frac{3}{4}$  of an ounce; beefsteak, 6 ounces; sugar,  $\frac{1}{2}$  of an ounce; milk, 4 ounces; oatmeal, 1 ounce, or potatoes, 4 ounces.

*Dinner:* Vermicelli soup, 8 ounces; bread, 4 ounces; roast-beef, 8 ounces, and potatoes, 8 ounces, or pork, 3 ounces, and beans, 4 ounces; other vegetables, 6 ounces; pickles, 1 ounce; corn-starch pudding with sauce, 6 ounces.

*Supper:* Tea,  $\frac{1}{4}$  of an ounce; bread, 6 ounces; butter, 1 ounce; milk, 2 ounces; sugar, 1 ounce; cold veal-stew or beef-stew or hash, 8 ounces; baked fresh fruit or stewed dried fruit or apple sauce, 4 ounces.

## FRIDAY:

*Breakfast:* Coffee, 1 ounce; bread, 4 ounces; butter, 1 ounce; milk, 2 ounces; sugar,  $\frac{3}{4}$  of an ounce; sugar,  $\frac{1}{4}$  of an ounce; milk, 4 ounces; oatmeal, 1 ounce; mackerel, 4 ounces, or hominy, 2 ounces; codfish, 4 ounces.

*Dinner:* Bean soup, 8 ounces; bread, 4 ounces; fish, fresh, 10 ounces, or fish, salt, 8 ounces; potatoes, 8 ounces; other vegetables, 6 ounces; pickles, 1 ounce; pie, 6 ounces.

*Supper:* Tea,  $\frac{1}{4}$  of an ounce; bread, 6 ounces; butter, 1 ounce; milk, 2 ounces; sugar, 1 ounce; macaroni, 2 ounces, and cheese, 1 ounce, or cold roast-beef, 4 ounces, or beef-stew or hash, 8 ounces. Stewed dried fruit or apple sauce or baked fresh fruit, 4 ounces.

## SATURDAY:

*Breakfast:* Coffee, 1 ounce; bread, 4 ounces; butter, 1 ounce; milk, 2 ounces; sugar,  $\frac{3}{4}$  of an ounce; beef-stew or mutton stew, 8 ounces.

*Dinner:* Barley soup, 8 ounces; bread, 4 ounces; roast-mutton or roast-beef, 8 ounces; potatoes, 8 ounces; other vegetables, 6 ounces; pickles, 1 ounce; rice pudding with sauce, 6 ounces.

*Supper:* Tea,  $\frac{1}{4}$  of an ounce; bread, 6 ounces; butter, 1 ounce; milk, 2 ounces; sugar, 1 ounce; dried chipped beef, 3 ounces, or canned salmon, 4 ounces; apple sauce or stewed dried fruit or baked fresh fruit, 4 ounces.

The weights of meats and vegetables, including cereals, etc., are those of the articles as purchased, and this applies to the table as a whole, the exceptions, such as soups and puddings, being apparent. Whenever stews are indicated, 4 ounces of meat and an equal amount of potatoes are allowed in their composition, with such simple additions as palatableness may require. For supper the cold meats prescribed may be made into hashes or stews when it is considered advisable for the sake of variety.

The item "bread" is considered to include loaf, rolls, and other forms, and a reasonable variety of the best quality should be provided. Syrup or honey, not to exceed 1 ounce, should be allowed at breakfast as desired. It is assumed that the table is provided at all times with vinegar, salt, and the usual condiments.

From time to time, as the season permits, fruits and berries may be substituted for the desserts prescribed, and under the head of "other vegetables" provision for additional fresh food should be made as the abundance of the market permits.

The foregoing table shall be observed for employees.



### I. ORDINARY DIET TABLE—UNITED STATES MARINE HOSPITALS.

#### SUNDAY :

*Breakfast :* Chocolate, 1 pint; bread, 6 ounces; butter,  $\frac{1}{2}$  of an ounce; meat-stew, 4 ounces; fruit sauce, 3 ounces.

*Dinner :* Soup, 1 pint; roast-beef, 6 ounces; potatoes, 8 ounces; other vegetables, 4 ounces; rice or tapioca pudding, 4 ounces.

*Supper :* Tea, 1 pint; bread, 6 ounces; butter,  $\frac{1}{2}$  of an ounce; mush and milk, 12 ounces.

#### MONDAY :

*Breakfast :* Coffee, 1 pint; bread, 6 ounces; butter,  $\frac{1}{2}$  of an ounce; meat-hash with vegetables, 6 ounces; stewed fruit, 3 ounces.

*Dinner :* Vegetable soup, 1 pint; beef (boiled), 6 ounces; potatoes, 8 ounces; pudding with sauce, 4 ounces; bread, 4 ounces.

*Supper :* Tea, 1 pint; bread, 6 ounces; butter,  $\frac{1}{2}$  of an ounce; fruit sauce, 3 ounces.

#### TUESDAY :

*Breakfast :* Coffee, 1 pint; bread, 6 ounces; butter,  $\frac{1}{2}$  of an ounce; corned-beef hash with potatoes, 6 ounces.

*Dinner :* Beef soup, 1 pint; beef (boiled), 6 ounces; fish, fresh, 6 ounces; vegetables, 8 ounces; bread, 4 ounces; fruit, 4 ounces.

*Supper :* Tea, 1 pint; bread, 6 ounces; butter,  $\frac{1}{2}$  of an ounce; fruit (stewed), 4 ounces. Fresh fruit may be substituted in season.

#### WEDNESDAY :

*Breakfast :* Coffee, 1 pint; bread, 4 ounces; butter, 2 ounces; fish-hash with vegetables, 6 ounces.

*Dinner :* Mutton broth, 1 pint; mutton (boiled), 6 ounces; potatoes, 8 ounces; rice pudding with sauce, 4 ounces; bread, 4 ounces.

*Supper :* Tea, 1 pint; bread, 6 ounces; butter,  $\frac{1}{2}$  of an ounce; cooked fruit, 4 ounces.

#### THURSDAY :

*Breakfast :* Coffee, 1 pint; bread, 6 ounces; butter,  $\frac{3}{4}$  of an ounce; meat-stew, 6 ounces.

*Dinner :* Soup (bouillon), 1 pint; roast-beef, 6 ounces; potatoes, 8 ounces; bread, 4 ounces; fruit, 4 ounces.

#### FRIDAY :

*Breakfast :* Coffee, 1 pint; bread, 6 ounces; butter,  $\frac{1}{2}$  of an ounce; fish-hash with vegetables, 6 ounces.

*Dinner :* Vegetable soup, 1 pint; meat-stew, 8 ounces; fish, 6 ounces; bread, 4 ounces; vegetables, 8 ounces; fruit, 4 ounces.

*Supper :* Tea, 1 pint; bread, 4 ounces; butter,  $\frac{3}{4}$  of an ounce; cold meat, 4 ounces.

#### SATURDAY :

*Breakfast :* Coffee, 1 pint; bread, 6 ounces; butter,  $\frac{1}{2}$  of an ounce; mutton chop; 6 ounces; fried potatoes, 3 ounces.

*Dinner :* Barley soup, 1 pint; mutton (boiled), 8 ounces; bread, 4 ounces; vegetables, 10 ounces.

The tea and coffee prepared with milk and sugar.

### II. Extra Diet.

*Breakfast :* Mutton chop or beefsteak, 6 ounces; eggs, 2.

*Dinner :* Chicken or game, 6 ounces; ale or wine.

*Supper :* Dry or dip toast, 4 ounces.

## III. Milk Diet.

*Breakfast:* Hominy or corn-meal mush, 14 ounces; milk, 16 ounces.

*Dinner:* Rice or tapioca (cooked), 12 ounces; milk, 16 ounces; syrup, 1 ounce; bread, 4 ounces; butter,  $\frac{1}{2}$  of an ounce.

*Supper:* Cracked wheat or oat-en-grits (when cooked), 14 ounces; toasted bread, 12 ounces; milk, 16 ounces.

## ALLOWANCE AND COST OF OUTLAY AT CRAIG EPILEPTIC COLONY, NEW YORK.

Articles.	Present weekly per capita allowance.	Proposed change in amount.	Present weekly per capita cost.	Proposed change in cost.
Meat, etc. . . . .	3.93 pounds	. . . . .	0.31280	
Flour . . . . .	5.40 "	. . . . .	0.10422	
Potatoes . . . . .	5.20 "	. . . . .	0.05200	
Milk . . . . .	2.78 "	{ Increase to } { 3 $\frac{1}{2}$ quarts }	0.07643	0.09625
Eggs . . . . .	5.04 eggs	{ Increase to } { 6 eggs }	0.07560	0.09000
Sugar . . . . .	15.50 ounces	. . . . .	0.04550	
Butter . . . . .	11.25 "	{ Increase to } { 12 ounces }	0.15412	0.16602
Cheese . . . . .	2.00 "	. . . . .	0.01375	
Sago, tapioca, rice . . . . .	2.60 "	. . . . .	0.00800	
Oatmeal . . . . .	4.90 "	. . . . .	0.00800	
Coffee . . . . .	2.70 "	. . . . .	0.01800	
Tea . . . . .	1.14 "	{ Decrease } { to 1 ounce }	0.01800	0.01620
Vegetables . . . . .	(?)	. . . . .	0.10000	

Part of the provisions are from the colony farm.

## Dietary of the Craig Colony of Epileptics, New York.

## SUNDAY:

*Breakfast:* Eggs, coffee, bread, butter.

*Dinner:* Soup, roast-beef, vegetables, corn-starch pudding, custard sauce, bread.

*Supper:* Tea, cookies, apple sauce, bread, butter.

## MONDAY:

*Breakfast:* Rolled oats, coffee, bread, butter.

*Dinner:* Soup, mutton, potatoes, rice pudding, bread.

*Supper:* Eggs or baked potatoes, tea, prunes, bread, butter.

## TUESDAY:

*Breakfast:* Stewed potatoes, coffee, bread, butter.

*Dinner:* Meat-stew, potatoes, vegetables, sago pudding, bread.

*Supper:* Corn bread or mush with syrup, tea, bread, butter, apple sauce.

## WEDNESDAY:

*Breakfast:* Rolled oats, coffee, bread, butter.

*Dinner:* Soup, roast-beef, mashed potatoes, vegetables, bread.

*Supper:* Boiled rice, crackers, cheese, tea, butter.

## THURSDAY:

*Breakfast:* Eggs, coffee, bread, butter.

*Dinner:* Soup, beef-hash, boiled potatoes, bread pudding, bread.



**FRIDAY:***Breakfast:* Rolled oats, coffee, bread, butter.*Dinner:* Soup, fresh fish (baked) or cod-fish, boiled potatoes, stewed tomatoes, gelatin pudding, bread.*Supper:* Macaroni and cheese, tea, bread, butter, dried peaches.**SATURDAY:***Breakfast:* Stewed potatoes, eggs, coffee, bread, butter.*Dinner:* Irish stew, apple sauce, bread.*Supper:* Hot corn bread, tea, baked potatoes, dried peaches, butter.

The following vegetables to be used: Potatoes, beets, beans, peas, parsnips, celery, onions, corn, spinach, carrots, tomatoes, oyster plant. In case of emergency, the cook may substitute one article of diet for another, subject to the approval of the matron, physician, steward, or supervisor in charge of the division.

**DIET FOR CHORISTER BOYS IN SAINT PAUL'S SCHOOL,  
BALTIMORE.**

*Breakfast:* Fruit, cereals, eggs, bread and milk. Hot bread occasionally.*Dinner—Middle of day:* Soup, meat, gravies very carefully made; three or four vegetables, especially rice and potatoes; custards and simple plain desserts.*Supper:* Bread and milk, hot cakes, molasses, eggs occasionally; preserves, sweets, fruit.

"We count milk as the most important article of diet. No coffee or tea at any time. Gravies well made have been found very healthful. Meat once a day only at dinner. Eggs once a day, occasionally at supper. Nuts absolutely forbidden."

**DIET-LIST, TUBERCULOSIS INFIRMARY, METROPOLITAN  
HOSPITAL, BLACKWELL'S ISLAND.**

(All quantities are of cooked food, ready to serve.)

**REGULAR DIET:***Breakfast:* Cereal, 8 ounces, with milk, 4 ounces; bread, 4 ounces; butter,  $\frac{1}{2}$  ounce; coffee, 16 ounces.

10 A. M.: Egg, 1 raw, with milk, 8 ounces.

11 A. M.: Cod-liver oil emulsion.

*Dinner 12 noon:* Soup, 12 ounces; meat, 5 to 7 ounces, or fish, 8 ounces; potatoes, 8 ounces; bread, 4 ounces; pudding, 6 ounces.

3 P. M.: Egg, 1 raw, with milk, 8 ounces.

4.30 P. M.: Cod-liver oil emulsion.

*Supper:* Fruit-sauce, 8 ounces; bread, 4 ounces; butter,  $\frac{1}{2}$  ounce; tea, 16 ounces.

8 P. M.: Milk, 8 ounces.

**SPECIAL DIET (for bed patients especially):***Breakfast:* Same as regular diet.*Dinner:* Steak, 4 to 6 ounces; potatoes, 8 ounces; egg, 1 raw, with milk, 4 ounces; pudding, 6 ounces.*Supper:* Same as regular diet.

Daily maximum allowance of milk, 32 ounces.

**LIGHT DIET:**

- Breakfast:* Cereal, 8 ounces; egg, 1 raw, with milk, 4 ounces; toast and milk.
- Dinner:* Same as breakfast.
- Supper:* Same as breakfast, with lemon-jelly or boiled rice or farina pudding replacing cereal.
- Daily maximum allowance of milk, 48 ounces.

**LIQUID DIET:**

- Boiled milk.
- Albumin-water, *ad libitum*.
- Broths.
- Scorched farinaceous food.
- Daily maximum of milk, 48 ounces.

**REGULAR DIET FOR TUBERCULOSIS INFIRMARY.**

*All quantities are of cooked food, as served.*

**SUNDAY:**

- Breakfast:* Hominy, 8 ounces, with milk, 4 ounces; bread, 4 ounces; butter,  $\frac{1}{2}$  ounce; coffee, 16 ounces.
- Dinner:* Barley soup, 12 ounces; roast-beef, 5 ounces; potatoes, 8 ounces; bread, 4 ounces; corn-starch pudding, 6 ounces.
- Supper:* Stewed prunes, 8 ounces; bread, 4 ounces; butter,  $\frac{1}{2}$  ounce; tea, 16 ounces.

**MONDAY:**

- Breakfast:* Oatmeal, 8 ounces; milk, 4 ounces; bread, 4 ounces; butter,  $\frac{1}{2}$  ounce; coffee, 16 ounces.
- Dinner:* Vegetable soup, 12 ounces; corned beef, 7 ounces; potatoes, 9 ounces; bread, 4 ounces; bread pudding, 6 ounces.
- Supper:* Apple sauce, 8 ounces; bread, 4 ounces; butter,  $\frac{1}{2}$  ounce; tea, 16 ounces.

**TUESDAY:**

- Breakfast:* Hominy, 8 ounces; milk, 4 ounces; bread, 4 ounces; butter,  $\frac{1}{2}$  ounce; coffee, 16 ounces.
- Dinner:* Fish chowder, 14 ounces; bread, 4 ounces; coffee, 16 ounces; rice pudding, 6 ounces.
- Supper:* Pea or lentil soup, 12 ounces; crackers, 4 ounces; tea, 16 ounces; bread and butter.

**WEDNESDAY:**

- Breakfast:* Rolled wheat, 8 ounces; milk, 4 ounces; bread, 4 ounces; butter,  $\frac{1}{2}$  ounce; coffee, 16 ounces.
- Dinner:* Pot-roast-beef or chopped roast-beef, 5 ounces; gravy; potatoes, 8 ounces; one vegetable, 4 ounces; bread, 4 ounces; farina pudding, 6 ounces.
- Supper:* Stewed prunes, 8 ounces; bread, 8 ounces; butter,  $\frac{1}{2}$  ounce; tea, 16 ounces.

**THURSDAY:**

- Breakfast:* Indian meal, 8 ounces; milk, 4 ounces; bread, 4 ounces; butter,  $\frac{1}{2}$  ounce; coffee, 16 ounces.
- Dinner:* Boiled mutton, 4 ounces; with broth, 8 ounces; bean polenta or lentils, 8 ounces; bread, 4 ounces; cracker pudding, 6 ounces.
- Supper:* Boiled rice, 6 ounces; with milk, 4 ounces; bread, 4 ounces; butter,  $\frac{1}{2}$  ounce; tea, 16 ounces.

**FRIDAY:**

- Breakfast:* Oatmeal, 8 ounces; milk, 4 ounces; bread, 4 ounces; butter,  $\frac{1}{2}$  ounce; coffee, 16 ounces.
- Dinner:* Fresh fish, 6 ounces; potatoes, 8 ounces; bread, 4 ounces; hominy pudding, 6 ounces; tea, 16 ounces.
- Supper:* Apple sauce, 8 ounces; bread, 8 ounces; butter,  $\frac{1}{2}$  ounce; tea, 16 ounces.



**SATURDAY:**

*Breakfast:* Rolled wheat, 8 ounces; milk, 4 ounces; bread, 4 ounces; butter,  $\frac{1}{2}$  ounce; coffee, 16 ounces.

*Dinner:* Beef-stew, 16 ounces (potato in stew); bread, 4 ounces; farina pudding, 6 ounces.

*Supper:* Farina pudding, 6 ounces; with milk, 4 ounces; bread, 4 ounces; butter,  $\frac{1}{2}$  ounce; tea, 16 ounces.

10 A. M. }  
3 P. M. } DAILY: Egg, 1 raw, with milk, 8 ounces.

11 A. M. }  
4.30 P. M. } DAILY: Cod-liver oil emulsion, as directed.

8 P. M. DAILY: Milk, 8 ounces.

**DIETARY OF THE SECOND HOSPITAL FOR THE INSANE OF  
MARYLAND FOR THE MONTH OF APRIL.**

**SUNDAY:**

*Breakfast:* Steak, gravy, grits, bread, syrup, coffee.

*Dinner:* Beef, gravy, baked beans, parsnips, bread, dessert.

*Supper:* Roasted potatoes, cheese, crackers, ginger cakes, bread, syrup, tea.

**MONDAY:**

*Breakfast:* Beefsteak, grits, bread, syrup, and coffee.

*Dinner:* Soup, greens, potatoes, hominy, and bread.

*Supper:* Stewed prunes, bread, syrup, and tea.

**TUESDAY:**

*Breakfast:* Oatmeal, meat-stew, bread, syrup, and coffee.

*Dinner:* Salt meat, parsnips, greens, beans, and bread.

*Supper:* Stewed apples, bread, syrup, butter, and tea.

**WEDNESDAY:**

*Breakfast:* Meat-stew, potatoes, bread, syrup, coffee.

*Dinner:* Soup, beef, gravy, turnips, onions, bread.

*Supper:* Stewed prunes, bread, syrup, tea.

**THURSDAY:**

*Breakfast:* Smoked sausage, grits, bread, syrup, coffee.

*Dinner:* Salt meat, potatoes, greens, hominy, bread.

*Supper:* Ginger-bread, bread, syrup, butter, tea.

**FRIDAY:**

*Breakfast:* Salt or fresh fish, potatoes, bread, syrup, coffee.

*Dinner:* Fresh fish, baked beans, turnips, parsnips, bread.

*Supper:* Hominy, cheese, crackers, bread, syrup, tea.

**SATURDAY:**

*Breakfast:* Oat-meal, meat-stew, bread, syrup, coffee.

*Dinner:* Soup, greens, potatoes, onions, bread.

*Supper:* Fried mush, bread, syrup, butter, tea.

**UNITED STATES GOVERNMENT HOSPITAL FOR THE INSANE,  
WASHINGTON, D. C.**

**Dietary for Patient on the Sick List.**

**SUNDAY:**

*Breakfast:* Cereal, mackerel, creamed potatoes, coffee, toast.

*Dinner:* Tomato bisque, lamb stew, peas, bread, pudding.

*Supper:* Shredded wheat, sliced bananas, tea.

**MONDAY :**

- Breakfast :* Cereal, hash, coffee, toast.  
*Dinner :* Corn soup, pot-roast-beef, rice, parsnips, cherry ice-cream.  
*Supper :* Creamed salmon, toast, tea.

**TUESDAY :**

- Breakfast :* Oatmeal, beefsteak, baked potatoes, coffee, toast.  
*Dinner :* Vegetable soup, potatoes, beef-loaf, tomato sauce, junket with fruit.  
*Supper :* Cream toast, tea, apple sauce.

**WEDNESDAY :**

- Breakfast :* Wheatlet, bacon, creamed potatoes, zwieback, coffee.  
*Dinner :* Oyster stew, fricasseed chicken, rice, browned parsnips, wine jelly, custard sauce.  
*Supper :* Shredded wheat, hot milk, sliced fruit.

**THURSDAY :**

- Breakfast :* Cereal, steak, potatoes, coffee.  
*Dinner :* Potato soup, beef-stew, rice, turnips, cottage pudding.  
*Supper :* Egg, toast, tea.

**FRIDAY :**

- Breakfast :* Cereal, mackerel, creamed potatoes, coffee, rolls.  
*Dinner :* Bean soup, veal stew, tomatoes, ice-cream.  
*Supper :* Raw oysters, apple sauce, tea.

**SATURDAY :**

- Breakfast :* Cereal, eggs, potatoes, toast, coffee.  
*Dinner :* Oyster stew, roasted veal, tomatoes, rice, custard.  
*Supper :* Broiled shad, toast, tea.

**Dietary for Better Class of Patients.****SUNDAY :**

- Breakfast :* Wheatlet, ham, creamed potatoes, corn bread.  
*Dinner :* Vegetable soup, fricasseed chicken, toast, tomatoes, potatoes, Spanish cream, sauce.  
*Supper :* Cold ham, potato cakes, sauce, cake.

**MONDAY :**

- Breakfast :* Rolled oats, steak, onions, potatoes, batter cakes.  
*Dinner :* Potato soup, beef-stew (baked), parsnips, potatoes, baked custard.  
*Supper :* Sausage cakes, scalloped potatoes, apple sauce.

**TUESDAY :**

- Breakfast :* Breakfast food, lamb chops, potatoes, muffins.  
*Dinner :* Tomato bisque, roast pork, apple sauce, boiled onions, potatoes, tapioca pudding.  
*Supper :* Cold tongue, French-fried potatoes, evaporated peaches, doughnuts.

**WEDNESDAY :**

- Breakfast :* Rolled oats, bacon, eggs, potatoes, corn bread.  
*Dinner :* Vegetable soup, fish, beef (roast), turnips, potatoes, frozen custard.  
*Supper :* Beef croquettes, potato salad, cream-puffs.

**THURSDAY :**

- Breakfast :* Corn-meal mush, steak, potatoes, batter cakes.  
*Dinner :* Vegetable soup, ham, kale, potatoes, chocolate blanc-mange, sauce.  
*Supper :* Sliced beef, potatoes, hot biscuits.

**FRIDAY :**

- Breakfast :* Rolled oats, fresh fish, potatoes, muffins.  
*Dinner :* Tomato bisque, oyster pie, roast-beef, corn, potatoes, floating island.  
*Supper :* Scrambled eggs, French-fried potatoes, apple sauce.



**SATURDAY :**

- Breakfast :* Rolled oats, steak, potatoes, fried mush.  
*Dinner :* Clear soup, roast-beef, macaroni, potatoes, lemon ice.  
*Supper :* Fish croquettes, fried potatoes, evaporated peaches.

**U. S. GOVERNMENT HOSPITAL FOR THE INSANE,  
 ST. ELIZABETH, D. C.**

FOR THE MONTH OF OCTOBER.

**SUNDAY :**

- Breakfast :* Wheatlet, baked beans, rolls. For employees and working patients, fried ham.  
*Dinner :* Roast-beef, bread dressing, tomatoes, potatoes, dessert, coffee.  
*Supper :* Evaporated fruit, cake.

**MONDAY :**

- Breakfast :* Fresh sausage, fried hominy, rolls.  
*Dinner :* Boiled shoulders, pea soup, boiled rice, cabbage.  
*Supper :* Apple jelly, rolls. For employees and working patients, dried beef.

**TUESDAY :**

- Breakfast :* Pettijohn's food, liver and bacon, rolls.  
*Dinner :* Vegetable soup, beef-stew, lima beans, dessert.  
*Supper :* Evaporated fruit, cinnamon bread. For employees and working patients, cold sliced shoulders.

**WEDNESDAY :**

- Breakfast :* Rolled oats, baked hash, rolls. For employees and working patients, beefsteak.  
*Dinner :* Bean soup, corned beef, boiled rice, cabbage.  
*Supper :* Ginger-bread, apple sauce. For employees and working patients, bologna sausage.

**THURSDAY :**

- Breakfast :* Corn-meal mush, evaporated fruit, rolls. For employees and working patients, mutton chops.  
*Dinner :* Vegetable soup, beef pot-pie, cabbage, kidney beans.  
*Supper :* Baked beans, biscuits. For employees and working patients, sliced corned beef.

**FRIDAY :**

- Breakfast :* Mackerel or cod-fish, potatoes, rolls.  
*Dinner :* Fresh fish, macaroni, boiled rice, pickles, apple or peach pie, coffee.  
*Supper :* Evaporated fruit, crackers, cheese. For employees and working patients, fresh fish.

**SATURDAY :**

- Breakfast :* Beefsteak, fried hominy.  
*Dinner :* Vegetable soup, boiled beef, boiled cabbage, potatoes.  
*Supper :* Evaporated fruit, fresh bread, ginger cakes. For employees and working patients, cold sliced beef.

FOR THE MONTH OF JULY.

**SUNDAY :**

- Breakfast :* Wheatlet, baked beans, rolls. For employees and working patients, fried ham.  
*Dinner :* Roast-beef, bread dressing, tomatoes, potatoes, dessert, coffee.  
*Supper :* Evaporated fruit, cake.

**MONDAY :**

- Breakfast :* Smoked sausage, fried hominy, rolls. For employees and working patients, fried eggs.  
*Dinner :* Boiled shoulder, pea soup, boiled rice, cabbage.  
*Supper :* Apple jelly, rolls. For employees and working patients, dried beef.

**TUESDAY :**

*Breakfast :* Pettijohn's food, liver and bacon, rolls.

*Dinner :* Vegetable soup, beef-stew, lima beans, dessert. For employees and working patients, roast mutton.

*Supper :* Evaporated fruit, cinnamon bread. For employees and working patients, cold sliced shoulders.

**WEDNESDAY :**

*Breakfast :* Rolled oats, baked hash, rolls. For employees and working patients, veal cutlets.

*Dinner :* Bean soup, corned beef, macaroni, browned potatoes.

*Supper :* Ginger-bread, apple sauce. For employees and working patients, fish-balls.

**THURSDAY :**

*Breakfast :* Corn-meal mush, evaporated fruit, rolls. For employees and working patients, mutton chops.

*Dinner :* Vegetable soup, veal pot-pie, cabbage, kidney beans.

*Supper :* Baked beans, biscuits. For employees and working patients, sliced corned beef.

**FRIDAY :**

*Breakfast :* Mackerel or cod-fish, potatoes, rolls.

*Dinner :* Fresh fish, macaroni, boiled rice, pickles, apple or peach pie.

*Supper :* Evaporated fruit, crackers, cheese. For employees and working patients, fried eggs.

**SATURDAY :**

*Breakfast :* Beefsteak, fried hominy.

*Dinner :* Vegetable soup, boiled beef, boiled cabbage, potatoes.

*Supper :* Evaporated fruit, fresh bread, ginger cakes. For employees and working patients, breakfast bacon.

Butter should be on the table at every meal, except meals with soup, in proportion of  $\frac{1}{2}$  ounce to each person.

Bread supplied as desired.

Coffee,  $\frac{1}{2}$  ounce per capita for breakfast and dinner; tea,  $\frac{1}{10}$  ounce per capita, for supper.

Syrup should be on the table for breakfast and supper every day.

Crackers should be on the table for dinner every soup-day, to be used as desired.

All bones from meat, cut out before or after cooking, should be preserved and used in the soup if necessary.

Milk and sugar are to be used in coffee and tea as desired.

Extra diet is served on the prescription of the physician only, who shall designate the special articles desired and the quantity.

**Employees' Dietary.****SUNDAY :**

*Breakfast :* Rolled oats, steak, potatoes, corn bread.

*Dinner :* Vegetable soup, shoulder, kale, potatoes, coffee.

*Supper :* Beef-stew, evaporated peaches.

**MONDAY :**

*Breakfast :* Wheatlet, ham, potatoes, rolls.

*Dinner :* Vegetable soup, roast-beef, tomatoes, potatoes, Spanish cream, coffee.

*Supper :* Potato salad.



**TUESDAY :**

- Breakfast :* Breakfast food, bacon, liver, baked potatoes.  
*Dinner :* Vegetable soup, roast pork, rice, potatoes, coffee.  
*Supper :* Cold shoulder, buckwheat cakes, apple sauce.

**WEDNESDAY :**

- Breakfast :* Rolled oats, sausage, fried hominy, rolls.  
*Dinner :* Bean soup, shoulder, turnips, potatoes, cottage pudding, sauce, coffee.  
*Supper :* Baked hash, rhubarb sauce, cinnamon bread.

**THURSDAY :**

- Breakfast :* Rolled oats, fried eggs, potatoes, rolls.  
*Dinner :* Vegetable soup, fish, corned beef, turnips, potatoes, peach pie, coffee.  
*Supper :* Smoked fish, baked potatoes, evaporated peaches.

**FRIDAY :**

- Breakfast :* Corn-meal mush, steak, potatoes, rolls.  
*Dinner :* Vegetable soup, beef-stew (baked), parsnips, potatoes, coffee.  
*Supper :* Cold corned-beef, baked beans, rolls.

**SATURDAY :**

- Breakfast :* Rolled oats, fresh fish, potatoes, rolls.  
*Dinner :* Vegetable soup, baked fish, roast-beef, corn, potatoes, floating island, coffee.  
*Supper :* Scrambled eggs, fried potatoes.

**DIET-LIST OF BAY VIEW ASYLUM.**

This is the almshouse of Baltimore. The lists are given here not because they represent ideal diet-lists, but merely to show what the average well-conducted poor-house in this country furnishes its inmates. In this institution the inmates are well cared for, and in season the diet is varied by vegetables from the farm.

**Hospital.****SUNDAY :**

- Breakfast :* Oatmeal, bread, butter, eggs, milk, tea, coffee.  
*Dinner :* Chicken soup, roast-beef and gravy, bread, tea.  
*Supper :* Bread, butter, tea, coffee, stewed apples or prunes, milk.

**MONDAY :**

- Breakfast :* Oatmeal, bread, butter, eggs, milk, tea, coffee.  
*Dinner :* Beef soup, roast-beef and gravy, bread, tea.  
*Supper :* Bread, butter, tea, coffee, milk.

**TUESDAY :**

- Breakfast :* Oatmeal, bread, butter, eggs, milk, tea, coffee.  
*Dinner :* Beef soup, rice, milk, bread, butter, tea.  
*Supper :* Bread, butter, tea, coffee, milk.

**WEDNESDAY :**

- Breakfast :* Oatmeal, bread, butter, milk, tea, coffee.  
*Dinner :* Chicken soup, beefsteak, apple sauce, bread, tea.  
*Supper :* Bread, butter, tea, coffee, milk.

**THURSDAY :**

- Breakfast :* Oatmeal, bread, butter, eggs, milk, tea, coffee.  
*Dinner :* Beef soup, roast-beef and gravy, bread, tea.  
*Supper :* Bread, butter, tea, coffee, milk.

**FRIDAY :**

- Breakfast :* Bread, butter, mush and molasses, eggs, milk, tea, coffee.  
*Dinner :* Beef soup, rice, milk, bread, butter, tea.  
*Supper :* Bread, butter, tea, coffee, milk.

## SATURDAY :

*Breakfast* : Oatmeal, bread, butter, eggs, milk, tea, coffee.*Dinner* : Beef soup, beef-steak, bread, tea, apple sauce.*Supper* : Bread, butter, tea, coffee, milk.

In addition to the foregoing, beef-tea, lemonade, and various other articles of diet are furnished from the "center-house kitchen" when necessary. On Fridays in spring and summer, when the cost is not too high, fish is given for dinner.

**General House.**

(See note at beginning of these lists.)

## SUNDAY :

*Breakfast* : Every day, bread and coffee; on Friday, mush and molasses are added.*Dinner* : Soup, bacon, bread.*Supper* : Bread, coffee, dried apples or prunes.

## MONDAY :

*Dinner* : Soup, beef, bread.*Supper* : Bread, coffee every day.

## TUESDAY :

*Dinner* : Hash soup, bread.

## WEDNESDAY :

*Dinner* : Hash soup, bread.

## THURSDAY :

*Dinner* : Soup, beef, bread.

## FRIDAY :

*Dinner* : Mutton soup, bread.

## SATURDAY :

*Dinner* : Hash soup, bread.**For Working Women.**

## SUNDAY :

*Breakfast* : Oatmeal, milk, bread, butter, coffee, tea.*Dinner* : Bacon, soup, bread.*Supper* : Bread, coffee, tea, stewed fruit or prunes.

## MONDAY :

*Breakfast* : Bread, butter, oatmeal, hash, coffee, tea.*Dinner* : Soup, beef, bread.*Supper* : Bread, coffee, tea every day.

## TUESDAY :

*Breakfast* : Oatmeal, Hamburg steak, bread, butter, coffee, tea.*Dinner* : Bacon, hash soup, rice, milk, bread.

## WEDNESDAY :

*Breakfast* : Bread, butter, oatmeal, coffee, tea.*Dinner* : Hash soup, bacon, apple sauce, bread.

## THURSDAY :

*Breakfast* : Bread, butter, oatmeal, fried bacon, coffee, tea.*Dinner* : Soup, beef, bread.

## FRIDAY :

*Breakfast* : Bread, butter, salt herring, mush, molasses, coffee, tea.*Dinner* : Mutton soup, bread, rice, milk.

## SATURDAY :

*Breakfast* : Oatmeal, Hamburg steak, bread, butter, coffee, tea.*Dinner* : Hash soup, bread, apple sauce.



**For Farmers.****SUNDAY :***Breakfast :* Every day, bread, butter, ham or other meat, coffee.*Dinner :* Soup, bacon, bread.*Supper :* Bread, coffee, cold beef, stewed prunes or apples.**MONDAY :***Dinner :* Soup, beef, bread.**TUESDAY :***Supper :* Every day, bread, coffee, cold meat.*Dinner :* Hash soup, bread.**WEDNESDAY :***Dinner :* Hash soup, bread.**THURSDAY :***Dinner :* Soup, beef, bread.**FRIDAY :***Dinner :* Mutton soup, bread.**SATURDAY :***Dinner :* Hash soup, bread.**For Insane Department.****SUNDAY :***Breakfast :* Bread, coffee, sausage (in winter months).*Dinner :* Bacon, soup, bread.*Supper :* Bread, coffee, molasses.**MONDAY :***Breakfast :* Bread, coffee.*Dinner :* Soup, beef, bread.*Supper :* Bread, coffee.**TUESDAY :***Breakfast :* Bread, coffee.*Dinner :* Soup, beef, bread, rice.*Supper :* Bread, coffee, stewed fruit.**WEDNESDAY :***Breakfast :* Bread, coffee.*Dinner :* Soup, hash, bread.*Supper :* Bread, coffee, stewed fruit.**THURSDAY :***Breakfast :* Bread, coffee, butter.*Dinner :* Soup, beef, bread.*Supper :* Bread, coffee, cakes, cheese, and crackers.**FRIDAY :***Breakfast :* Bread, coffee, mush and molasses.*Dinner :* Soup, mutton, bread.*Supper :* Bread, coffee, stewed fruit.**SATURDAY :***Breakfast :* Bread, coffee.*Dinner :* Soup, hash, bread.*Supper :* Bread, coffee, ginger-snaps, cheese.

The women are given butter on Thursdays, and those on sick diet receive butter, eggs, and oatmeal daily.

**DIET OF THE ROBERT GARRETT FREE HOSPITAL FOR  
CHILDREN, BALTIMORE, MD.**

*Breakfast :* Rolled oats, well cooked, one tablespoonful with milk; bread, plain or toasted, one to three slices; butter, size of Malaga grape; egg, soft-boiled, one-half of one to one; milk, slightly warmed, 8 to 12 ounces.

- Dinner* : Chicken, beef, or mutton, 1 tablespoonful when cut fine; or broth (meat or oyster), 4 to 6 ounces, or meat stews with rice, 1 or 2 tablespoonfuls; baked potatoes or rice, 1 tablespoonful; bread, 1 or 2 slices; milk, 8 ounces; custard-pudding, junket, 1 tablespoonful, or oranges or baked apples, one-half of one; stewed fruit; prunes, 1 tablespoonful; cake, ginger-bread, 1 inch to 1½ inches square.
- Supper* : Bread, 2 or 3 slices; butter, size of small grape; or crackers, 4 or 5; milk, 8 to 16 ounces.

The foregoing is for a child three years old. For a boy of eight or for a girl of from ten to twelve years, twice this amount is allowed. A boy of twelve requires as much as an adult. Older children prefer cold milk or cocoa now and then. One quart of milk daily is allowed for each child. Variety does not appeal to children as to older persons.

#### House Diet.

##### SUNDAY:

- Breakfast* : Rolled oats, bread, butter, cocoa, milk (warm).  
*Dinner* : Chicken, baked potatoes, oranges or stewed fruit, bread and milk.  
*Supper* : Bread, butter, crackers, and milk.

##### MONDAY:

- Breakfast* : Rolled oats, eggs, toasted bread, hot milk.  
*Dinner* : Chicken soup, rice, custard, bread and milk.  
*Supper* : Bread and butter, crackers, and milk.

##### TUESDAY:

- Breakfast* : Rolled oats, bread and butter, cocoa, milk.  
*Dinner* : Stew of beef, rice cakes, or junket, bread and milk.  
*Supper* : Bread and butter, crackers, milk.

##### WEDNESDAY:

- Breakfast* : Rolled oats, eggs, toast, butter, hot milk.  
*Dinner* : Steak or roast-beef, rice, prunes, bread and milk.  
*Supper* : Bread and butter, crackers, milk.

##### THURSDAY:

- Breakfast* : Rolled oats, bread and butter, cocoa, milk.  
*Dinner* : Soup or stew of mutton, rice, ginger-bread, bread and milk.  
*Supper* : Bread and butter, crackers, milk.

##### FRIDAY:

- Breakfast* : Rolled oats, toast, eggs, butter, hot milk.  
*Dinner* : Oyster stew, rice, bread pudding, bread and milk.  
*Supper* : Bread and butter, crackers, milk.

##### SATURDAY:

- Breakfast* : Rolled oats, bread and butter, cocoa, milk.  
*Dinner* : Lamb chops or roast-beef, rice, baked apples, bread and milk.  
*Supper* : Bread, butter, crackers, milk.

*Light diet* is house diet without meats.

*Light diet* allows bread, milk, rolled oats, soup, rice, junket, etc.

*Milk diet* consists of from four to six ounces of milk every two or three hours, according to the age and condition of the child.

*Under one year*, modified milk according to physician's prescription.

All water used in diluting milk is boiled first.

All drinking-water is filtered in the city.

Spring water is used in the country.



## DIET-LIST OF THE CHILDREN'S HOSPITAL OF BOSTON.

## House Diet—Children.

- Breakfast:* Milk, cereals, eggs, bread and butter.  
*Dinner:* Beef, mutton, or chicken, the last on holidays and sometimes on Sundays; mashed potatoes, boiled rice, gravy, bread or rice pudding, custard or corn-starch, fruit, bread and butter, milk.  
*Supper:* Bread and butter, milk, sometimes eggs, milk at 10 and at 4 o'clock, and when awake during the night, as required.  
*Milk diet:* Eight ounces of milk every two hours during day, every four hours during the night.  
*Liquid diet:* Beef, mutton, or chicken broth, milk, beef-juice, fruit-juice.  
*Special diet:* Each item to be ordered by House Officer: Chicken, oysters, ice-cream, gelatin, soups, fruit, egg-nog, beef-juice, milk, custard, milk toast.

All patients are to be put on milk diet unless otherwise ordered by House Officer.

Operative patients are to receive regular house diet until night before operation unless otherwise ordered.

"*Ether meal*": Bouillon, seven ounces, four hours before operation.

## Diet for Nurses.

## SUNDAY:

- Breakfast:* "Force," baked beans, brown bread, toast, coffee.  
*Dinner:* Roast turkey, cranberries, potatoes, bread and butter, celery, wine cream.  
*Supper:* Shrimp salad, Parker House rolls, quince jam, cake, tea.

## MONDAY:

- Breakfast:* Cereal, pressed ham, muffins, toast, coffee.  
*Lunch:* Mock bisque soup, potato salad, doughnuts, coffee.  
*Dinner:* Roast lamb, potatoes, lima beans, Harvard pudding, bread and butter.

## TUESDAY:

- Breakfast:* Cereal, boiled eggs, corn-meal gems, toast, coffee.  
*Lunch:* Irish stew, dumplings, peanut cookies, tea.  
*Dinner:* Roast-beef, potatoes, cream carrots, lemon jelly, cake.

## WEDNESDAY:

- Breakfast:* Cereal, salt-fish balls, muffins, toast, coffee.  
*Lunch:* Cold roast-beef, cheese fondu, bread and butter, cup cakes (chocolate frosting), tea.  
*Dinner:* Roast veal, potatoes, stewed tomatoes, bread and butter, rhubarb pie.

## THURSDAY:

- Breakfast:* Cereal, Hamburg steak, muffins, toast, coffee.  
*Lunch:* Tomato soup, bread and butter, oranges, coffee.  
*Dinner:* Beef-steak, potatoes, macaroni and cheese, bread and butter, caramel custard, caramel sauce.

## FRIDAY:

- Breakfast:* Cereal, creamed fish, muffins, toast, coffee.  
*Lunch:* Sardine, stuffed tomatoes, bread and butter, gingerbread, cheese, coffee.  
*Dinner:* Baked fish, potatoes, lettuce and radish salad, bread and butter, Washington pie.

## SATURDAY:

- Breakfast:* Cereal, cottage pie, muffins, toast, coffee.  
*Lunch:* Potato soup, string-beans salad, bread and butter, oranges, tea.  
*Dinner:* Boiled lamb, caper sauce, potatoes, canned corn, peach meringue.

**Diet for Help.****SUNDAY:**

*Breakfast:* Cereal, baked beans, bread and butter, coffee. (Men servants, hot meat.)

*Dinner:* Roast veal, boiled onions, potatoes, bread and butter, lemon jelly, tea.

*Supper:* Cold ham, hot biscuit, prunes, tea.

**MONDAY:**

*Breakfast:* Cereal, hash, bread and butter, coffee.

*Dinner:* Roast lamb, beets, potatoes, blanc-mange, tea, bread and butter.

*Supper:* Cold meat, bread and butter, canned plums, tea.

**TUESDAY:**

*Breakfast:* Cereal, bacon, bread and butter, coffee.

*Dinner:* Roast-beef, macaroni, doughnuts, coffee.

*Supper:* Cold meat, hot rolls, apples, tea.

**WEDNESDAY:**

*Breakfast:* Cereal, boiled eggs, bread and butter, coffee.

*Dinner:* Roast pork, peas, potatoes, bread and butter, tapioca pudding, tea.

*Supper:* Baked beans, cold meat, hot rolls, canned peaches, tea.

**THURSDAY:**

*Breakfast:* Cereal, sausages, bread and butter, coffee.

*Dinner:* Fried ham and eggs, potatoes, bread and butter, cottage pudding.

*Supper:* Pickled pigs' feet, bread and butter, prunes, tea.

**FRIDAY:**

*Breakfast:* Cereal, boiled eggs, bread and butter, coffee.

*Dinner:* Baked fish, tomatoes, potatoes, bread and butter, rice pudding, tea.

*Supper:* Creamed salt fish, hot rolls, apple sauce, tea.

**SATURDAY:**

*Breakfast:* Cereal, bacon, bread and butter, coffee.

*Dinner:* Irish stew, bread and butter, bananas, tea.

*Supper:* Cold meat, bread and butter, jam, tea.

**Out-Patient Department.****DIRECTIONS FOR FEEDING THE BABY.**

"Have a milkman leave the milk daily; do not get it at a store.

"The mixed milk of a number of cows is better than one cow's milk.

"Let the milk stand five hours in a cool place (if the cream has already risen, this is not necessary), and pour off the upper quarter from the can or bottle.

"Mix the food in the following proportions:

Top-milk . . . . .	ounces.
Water . . . . .	ounces.
Lime-water . . . . .	ounces.
Sugar-of-milk . . . . .	tablespoonfuls.

"Give ounces at a feeding every hours."

(Quantities to be indicated by the physician.)

**DIET-LIST.**

Milk.	Beef-juice.
Bread.	Soft-boiled egg.
Cracker.	Boiled rice.
Oatmeal.	Macaroni.
Oatmeal jelly.	All the water the child wants. No
Potato.	other food.



**GREAT ORMOND STREET HOSPITAL FOR SICK CHILDREN,  
LONDON.**

**Milk Diet.**

- Breakfast, 8 o'clock:* Milk, one-half pint; bread, two ounces with butter.  
*Dinner, 12 o'clock:* Rice or other milk pudding; milk, one-third pint, or beef-tea, one-half pint.  
*Tea, 4 o'clock:* Milk, one-half pint, with two ounces of bread and butter.  
*Supper 6 o'clock, or set aside for the night and early morning:* Milk, one-half pint, with two ounces of bread and butter.

**Fish Diet.**

- Breakfast, 8 o'clock:* Milk or cocoa, with sugar, one-half pint; bread, two and one-half ounces with butter.  
*Dinner, 12 o'clock:* Fish, one-half ounce, boiled; bread, one ounce; mashed potatoes, three ounces; rice or milk pudding.  
*Tea, 4 o'clock:* Bread, two and one-half ounces with dripping, butter or treacle; milk, one-third pint.  
*Supper, 6 o'clock, or set aside for the night and early morning:* Bread with butter or dripping; milk, one-third pint.

**Meat Diet.**

- Breakfast, 8 o'clock:* Milk or cocoa with sugar, one-half pint; bread, two and one-half ounces, with butter.  
*Dinner, 12 o'clock:* Roast or boiled mutton or roast-beef, two and one-half ounces; mashed potatoes, four ounces; rice and milk pudding.  
*Tea, 4 o'clock:* Bread, two and one-half ounces with dripping, butter, or treacle; milk, one-third pint.  
*Supper, 6 o'clock, or set aside for the early night and morning:* Bread, two ounces, with butter or dripping; milk, one-third pint.

*Diet Ingredients.*—Water or barley-water may be mixed with the milk when used as a beverage, so long as the regulation quantity of milk is given in the twenty-four hours.

Greens, carrots, or turnips, etc., should be added twice a week to all fish and meat diets that include potatoes.

Tea, sponge-cake, fruit, water-cress, mutton chops, chicken, eggs, beef-essence, wine, or brandy may be ordered as "extras" by the medical officers.

**Fancy Diet.**

"Fancy diet" may be ordered in exceptional cases, the child being allowed whatever he can take—meat, fish, chicken, sausage, etc., with frequent variation.

All diets are adjusted for children of the age of seven years; apportionment is to be arranged in the wards according to the age and needs of the child.

## RECIPES.

### BEVERAGES.

**Lime Water.**—Into an earthen jar containing hot water stir a handful of fresh unslaked lime. Pour off and throw away the water as soon as it has settled. This first water contains the soluble potash salts which may be present in the lime. Add more water, allow it to settle; then decant the clear fluid and bottle it. Water may again be added to the lime, and the mixture covered and allowed to stand to be decanted as needed.

**Almond Milk.**—Blanch one pound of sweet and two of bitter almonds that have been soaked in cold water for twenty-four hours. This is done by pouring boiling water over the almonds, when, after a few minutes, they can easily be pressed out of their hulls. Grind the almonds in a mill or pound them in a mortar; mix with a half-pint of warm milk or water, and allow the mixture to stand two hours, after which strain through a cloth, pressing the juice out well. Thirty grams of almonds yield 200 calories of heat; 250 grams of milk yield 1700 calories.—(*Wegele.*)

**Brandy-and-egg Mixture.**—Rub the yolks of two eggs with half an ounce of white sugar; add 4 ounces of cinnamon water and then 4 ounces of brandy. Dose: One or two teaspoonfuls every two hours, according to age.—(*Stokes.*)

**Brandy-and-egg Mixture for Infants.**—Beat up well the yolk of a raw egg; ten drops of brandy; one teaspoonful of cinnamon water; one coffeespoonful of white sugar.—(*Louis Starr.*)

**Cold Egg-nog.**—Beat up an egg; add to it two teaspoonfuls of sugar, a glassful of milk, and a tablespoonful of brandy or good whisky; mix thoroughly.

**Hot Egg-nog.**—Beat up the yolk of one egg; add a teaspoonful or two of sugar and a glassful of hot milk; strain, and add a tablespoonful of brandy or old whisky, or flavor with nutmeg or wine.

**Egg Broth.**—Beat up an egg, and add to it half a teaspoonful of sugar and a pinch of salt; over this pour a glass of hot



milk and serve immediately. Hot water, broth, soup, or tea may be used in place of milk.—(*Drexel Institute.*)

**Egg Cordial.**—Beat up the white of an egg until light; add a tablespoonful of cream and beat up together, then add two teaspoonfuls of sugar and a tablespoonful of brandy.

**Caudle.**—Beat up an egg to a froth; add a wineglassful of sherry wine, and sweeten with a teaspoonful of sugar; if desired, flavor with lemon peel. Stir this mixture into a half-pint of gruel; over this grate a little nutmeg and serve with hot toast.

**Albumin Water.**—Beat the white of an egg until very light and strain through a clean napkin. Add six ounces of water. If intended for an infant a pinch of salt may be added. A teaspoonful or more of sugar and a teaspoonful or more of lemon juice, orange juice, or sherry wine may be added to enhance its palatableness. This drink may also conveniently be made by placing all the ingredients in a lemonade-shaker, shaking until thoroughly mixed, and then straining. Serve cold.

**Apple Water.**—Pour a cupful of boiling water over two mashed baked apples; cool, strain, and sweeten. Serve with shaved ice if desired.

**Tamarind Water.**—Pour a cupful of boiling water over a tablespoonful of preserved tamarinds; allow this to stand until cool, then strain, and serve with shaved ice.

**Currant Juice.**—Take an ounce of currant juice or a tablespoonful of current jelly. Over this pour a cupful of boiling water—use cold water with the juice—and sweeten to taste.

**Lemonade No. 1.**—Take the juice of one lemon or three tablespoonfuls of lemon juice; add from one to three tablespoonfuls of sugar and a cupful (6 ounces) of cold water. Serve with cracked or shaved ice if desired.

**Lemonade No. 2.**—Pare the rind from one lemon, cut the lemon into slices, and place both in a pitcher with an ounce of sugar. Over this pour a pint of boiling water and let it stand until cool. Strain and serve with cracked ice.—(*Pavy.*)

**Effervescing Lemonade.**—This may be made by using a carbonated water or by adding half a teaspoonful of bicarbonate of soda or potash to a glassful of either of the foregoing lemonades.

**Albuminized Lemonade.**—Shake together a cupful of water, two teaspoonfuls of lemon juice, two teaspoonfuls of sugar, and the white of one egg. Serve at once.

**Orangeade.**—Cut the rind from one orange; over the rind

pour a cupful of boiling water ; then add the juice of the orange and a tablespoonful of sugar ; cool, strain, and serve with shaved ice if desired. If this is too sweet, a teaspoonful of lemon juice may be added.

**Imperial Drink.**—Add a teaspoonful of cream of tartar to a pint of boiling water ; into this squeeze the juice of half a lemon, or more if desired ; sweeten to taste and serve cold. This drink is most useful in fevers and in nephritis.

**Flaxseed Tea.**—Add six tablespoonfuls of flaxseed to a quart of water ; boil for half an hour ; cool, strain, sweeten, and if desired flavor with a little lemon juice.

**Linseed Tea.**—To a pint of water add two tablespoonfuls of linseed, the juice of half a lemon ;  $\frac{1}{4}$  ounce of bruised licorice root (or a piece of licorice the size of a filbert), and rock-candy to taste. Boil for one and one-half hours and strain.—(*Yeo.*)

**Orgeat.**—Blanch two ounces of sweet almonds and four bitter almond seeds. Add a little orange-flower water and pound into a paste ; rub this with a pint of milk diluted with a pint of water until it forms an emulsion. Strain and sweeten with sugar. (A demulcent and nutritive drink.)—(*Pavy.*)

**Mulled Wine.**—One-fourth of a cupful of hot water, one-half inch of stick cinnamon, two cloves, a tiny bit of nutmeg, one-half cupful of port (heated), two tablespoonfuls of sugar. Boil all the ingredients except the wine and sugar for ten minutes ; then add the wine and sugar, strain, and serve very hot.—(*Drexel Institute.*)

**Grape Juice.**—Pluck Concord grapes from the stem. Wash and heat them, stirring constantly. When the skins have been broken, pour the fruit into a jelly bag and press slightly. Measure the juice and add one-quarter the quantity of sugar. Boil the juice and sugar together and then pour into hot bottles ; cork and seal with paraffin or equal parts of shoe-maker's wax and resin melted together. Less sugar may be used.—(*Drexel Institute.*)

**Grape Juice and Egg.**—Beat the white of an egg lightly, strain through a napkin, and add to it two tablespoonfuls of grape juice. Fill a large wineglass half full of cracked ice. Pour the egg and grape juice over this, sprinkle sugar over it, and serve.

**Oatmeal, Barley, or Rice Water.**—*From the grain :* Use two tablespoonfuls of grain to a quart of water. The grain should have been previously soaked overnight or at least for a few hours. When required for an emergency, the soaking



may be dispensed with and the grain boiled for five minutes instead. The water in which the grain was soaked should be poured off and fresh water added before cooking. The grain should be boiled for several hours, water being added from time to time to keep the quantity up to a quart. Strain. This makes a somewhat thin, watery gruel.

*From prepared flours:* Various brands of prepared grain flours are on the market, such, for example, as Robinson's Barley Flour. These are all somewhat similar in preparation. From two rounded teaspoonfuls to a tablespoonful of the prepared flour is added to a pint of boiling water, and this is boiled for from fifteen to thirty minutes and then strained. No previous soaking is required.

### CEREAL AND CEREAL GRUELS.

Either the grain itself or the specially prepared flour may be used. When the grains are used they should be spread on a clean table and all foreign substances removed. If the whole grains be used, it is well to wash them, after picking them over, with two or three changes of cold water.

Cereals are best cooked in a double boiler. The lower part should be filled about one-third full of water, and, if more is added during the cooking, it should always be boiling hot. The cereal should be cooked over the fire for ten or fifteen minutes. The water should be boiled first and then salted. The cereal is added gradually and the whole stirred to prevent it from burning. It should then be placed in a double boiler and steamed until thoroughly cooked. Cereals, like other starchy foods, require thorough cooking. Most recipes allow too short a time. Oatmeal especially should be mentioned. It develops a better flavor if cooked for three hours or more, and it is better when it is prepared the day before and reheated when used. It should be just thin enough to pour when taken out of the boiler, and when cooled should form a thin jelly.

Any cereal mush may be thinned with water, milk or cream and made into a gruel, or the gruel may be made directly from the grain or flour. Gruels should be thin, *not to sweet* nor too highly flavored, and served very hot. Milk gruels should be made in a double boiler. Gruels may be made more nutritious by the addition of whipped egg, either the white or yolk or both, and the various concentrated food products.

When cereal flours are used, the flour should be rubbed to a

smooth paste with a little cold water and added slowly to boiling water, stirring constantly until it is thoroughly mixed.

#### LENGTH OF TIME TO COOK CEREALS.

<i>Cornmeal mush</i> :	Boil 10 minutes, then steam for 3 hours or more.
<i>Oatmeal</i> :	" " " " " " 1½ " "
<i>Irish Oatmeal</i> :	" " " " " " 8 " "
<i>Wheatena</i> :	" " " " " " 1½ " "
<i>Gluten mush</i> :	" 30 "
<i>Steamed Rice</i> :	Boil for one hour.
<i>Boiled Rice</i> :	Boil for twenty minutes or until soft.

**Arrowroot Gruel.**—Dissolve half a teaspoonful of sugar and a quarter of a teaspoonful of salt in a cupful of water, and heat. Mix half a tablespoonful of arrowroot flour with a little water and add to the heated water. Boil for twenty minutes, stirring constantly; then add a cupful of milk, bring to a boil, strain, and serve hot.

**Barley Gruel.**—Proceed as above, using a tablespoonful of Robinson's Barley Flour instead of arrowroot.

**Oatmeal Gruel.**—As above, but use oatmeal, and boil for half an hour or longer, before adding the milk.

**Flour Gruel.**—Proceed as in making arrowroot gruel, using instead a tablespoonful of wheat flour. Flavor with lemon juice, cinnamon, nutmeg or vanilla.

**Farina Gruel.**—Proceed as in making arrowroot gruel, using instead a tablespoonful of farina, and boil but ten minutes before adding the milk.

**Imperial Granum Gruel.**—As in the preceding, but use imperial granum instead of farina.

**Cracker Gruel No. 1.**—Use two tablespoonfuls of cracker crumbs and proceed as above. Cook only two or three minutes and do not strain.

**Cracker Gruel No. 2.**—Brown the crackers, and reduce to a powder by means of a rolling-pin. Add three tablespoonfuls of the powdered crackers to half a cupful of milk and half a cupful of boiling water; cook for ten minutes; then add one-fourth of a teaspoonful of salt and serve.—(*Drexel Institute.*)

**Racahout des Arabes.**—This is a French preparation with a chocolate flavor which makes a most delicious gruel. Follow the directions given for farina gruel. A homemade racahout may be made as follows: Take one pound of cocoa, one pound of confectioner's powdered sugar, one pound of rice flour, two ounces of arrowroot flour, and two ounces of sugar of milk. Mix thoroughly.



**Flour Ball.**—Tie half a pint of flour in a square of fine cheese cloth, making a very tight ball. Place this in a pot of boiling water and cook for four or five hours. After taking out of the cloth, peel off the outside and grate the hard ball. Dry in the oven and keep in a covered jar. This is useful for making gruels for diluting milk for infants.

**Flour-ball Gruel.**—Proceed as for arrowroot gruel, using two teaspoonfuls of the above grated flour rubbed up in cold water, and stir into a pint of boiling water. Cook this for ten minutes.

**Cornmeal Gruel No. 1.**—Use two tablespoonfuls of cornmeal and one of flour, a teaspoonful each of sugar and salt, one quart of hot water and a cupful of milk. Proceed as in making arrowroot gruel, boiling in a double boiler for three hours.

**Cornmeal Gruel No. 2.**—Take a tablespoonful of cornmeal and moisten with a little cold water. Stir this into a pint of boiling water to which a pinch of salt has been added. Cook for three hours in a double boiler, or for thirty minutes directly over the fire. In the latter case it must be stirred constantly.

**Gluten Gruel.**—Mix a tablespoonful of gluten flour with one-fourth of a cupful of cold water and stir this into one cupful of boiling salted water. Cook directly over the fire for fifteen minutes; then add one clove and cook over boiling water for a half-hour.—(*Drexel Institute.*)

**Barley and Oatmeal Jelly.**—*From the grain:* Prepare the grain as directed for barley water. Use from four to six tablespoonfuls of grain to the quart of water. Boil thoroughly for several hours until the grain is thoroughly cooked. Strain and cool. The jelly when hot should be just thick enough to pour.

*From the prepared flours:* Use two tablespoonfuls of the flour to a pint of water. Boil from fifteen to thirty minutes and strain.

**Partially Digested Cereals Prepared at the Table.**—To a sauce of well-cooked oatmeal, wheaten grits, or rice, at the customary temperature, add one or two teaspoonfuls of Fairchild's Diastasic Essence of Pancreas, or fifteen grains of Fairchild's Dry Extract of Pancreas. Stir for a few minutes before eating. When the ferments are added to the very hot foods their power becomes impaired.

**Tapioca Jelly.**—Soak a cupful of tapioca of the best quality in a pint of cold water for two hours; when soft, place in a saucepan with sugar, the rind and juice of one lemon, a pinch

of salt, and another pint of water; stir the mixture until it boils; turn into a mold and set away to cool; if desired, a glassful of wine may be added.—(*Bartholow.*)

**Tapioca Soup.**—Boil a pint of meat broth or stock, and, while stirring constantly, sprinkle in  $\frac{3}{4}$  ounce of previously washed tapioca. Cover the saucepan, and let it stand until the tapioca is quite soft. Skim and serve.—(*Yeo.*)

**Chestnut Puree.**—One pound of chestnuts are peeled, and boiled in water until the second (inside) skin comes off easily. The chestnuts are placed in a sieve until all the water drains off. They are then washed in a dish and afterward pressed through a sieve. Melt three ounces of butter in a stewpan on the fire, add a little salt and sugar—enough to cover the point of a knife—and then the chestnuts. Stew them for half an hour, stirring frequently; pour in enough bouillon so that the mush does not get too thick.—(*Wegele.*)

#### BREAD.

**Drexel Institute Bread Recipe.**—For two loaves take two cupfuls of warm milk or water, two teaspoonfuls of salt and two of sugar, a tablespoonful of lard or butter, one-half cake of compressed yeast, and about four pounds of flour. Put the water or milk, salt, sugar, and fat into a bowl. Dissolve the yeast in warm water; add it and the flour gradually; when stiff enough to handle, turn the dough on a floured board and knead until soft and elastic. Put it back into the bowl, and let it rise in a warm place until it is double its bulk. Then divide it into loaves or shape into biscuits. Allow these to rise in the pan in which they are baked. Cover the bread and again allow it to double its bulk. Bake loaves one hour in a hot oven. The large amount of yeast allows the bread to be made and baked in three hours.

**Brown Bread.**—Take one-half cupful scalded milk, one-half cupful water, one teaspoonful salt, one-half tablespoonful butter, one-half tablespoonful lard, two tablespoonfuls of molasses, one-half cupful white flour, sufficient Graham flour to knead, and three-quarters of a yeast cake dissolved in one-quarter of a cupful of luke-warm water. Prepare the same as white bread. Instead of Graham flour, equal parts of Graham flour and white flour may be used in kneading.

**Nut-brown Bread.**—The same as preceding, with one cupful of nuts chopped and added.

**Whole-wheat Bread.**—Dissolve a quarter of a yeast cake



in a tablespoonful of lukewarm water. Pour half a cupful of hot water over half a cupful of milk, and when lukewarm add the yeast and half a teaspoonful of salt. To this add a cupful whole-wheat flour and beat for five minutes. Cover and allow this to stand in a warm place for two hours and a half. Then add whole-wheat flour gradually, mixing the mass until it can be kneaded. Knead until elastic; shape and place into baking-pans. Cover and allow to stand in a warm place until it doubles its bulk. Prick the top with a fork and bake for one hour. The oven should not be hot as for white bread.

**Pulled Bread.**—Use bread made with water. Make into long loaves, and as soon as baked take off the crust. Pull into stick-shaped pieces and brown slightly in a slow oven.

**Zwieback.**—Cut stale bread in slices and place in the oven and allow to remain until the slice is colored golden brown. Zwieback is a particularly desirable food for infants and invalids.

## VEGETABLES.

### TIME-TABLE FOR COOKING VEGETABLES IN WATER.

(DREXEL INSTITUTE.)

Potatoes . . . . .	25-30 min.	Spinach . . . . .	30-45 min.
Carrots . . . . .	35-45 "	Celery . . . . .	20-30 "
Turnips . . . . .	45 "	Parsnips . . . . .	30-45 "
Beets (young) . . . . .	45 "	Green peas . . . . .	30-40 "
Beets (old) . . . . .	3-4 hrs.	String-beans . . . . .	1-3 hrs.
Tomatoes . . . . .	1-3 "	Lima Beans . . . . .	1 hr. or more.
Onions . . . . .	45-60 min.	Green corn . . . . .	12-20 min.
Cabbage . . . . .	45-60 "	Rice . . . . .	20-45 "
Cauliflower . . . . .	20-30 "	Macaroni . . . . .	45-60 "
Asparagus . . . . .	20-30 "		

### GENERAL RULES FOR COOKING VEGETABLES.

Wash thoroughly; pare or scrape if skins must be removed. Stand in cold water until cooked, to keep them crisp and prevent their being discolored. Cook in boiling water; the water must be kept at the boiling-point. Use two teaspoonfuls of salt with two quarts of water; put the salt into the water when the vegetables are partially cooked. The water in which vegetables are cooked is called vegetable stock.

Fresh green vegetables require less water than others.

Cabbage, cauliflower, onions, and turnips should be cooked uncovered in a large amount of water.

All vegetables must be drained as soon as tender. Season with salt and pepper and serve hot with butter or sauce.

The color may be kept in green vegetables, such as spinach, by pouring cold water through them after draining.

Cold vegetables may be used for salads or may be placed in a baking-dish with one-half the quantity of sauce (2 cupfuls vegetables and 1 cupful sauce), covered with buttered crumbs, and browned in a hot oven.

#### Sauce for Vegetables :

3 tablespoonfuls of butter.	White pepper.
3 tablespoonfuls of flour.	1 cupful of milk.
1 teaspoonful of salt.	1 cupful of stock.

### SOUPS WITHOUT MEAT.

(DREXEL INSTITUTE.)

These soups are thickened by using butter and flour; this prevents a separation of the thicker and thinner parts of the soup. The butter should be heated until it bubbles, the flour and seasoning added, and enough of the hot liquid to make a smooth sauce thin enough to pour easily; this should be poured into the rest of the hot liquid and cooked in a double boiler until the soup is of the proper consistence.

In soups made of dried peas and beans soda is used to soften the casein; it is also used in tomatoes to neutralize the acid. These soups must be served in hot dishes as soon as ready. Crisp crackers, croutons, or soup sticks may be served with them.

#### Crisp Crackers :

Split and butter thick crackers and brown in a hot oven.

#### Cream-of-Tomato Soup :

1 can tomatoes.	$\frac{1}{2}$ cupful of flour.
$\frac{1}{4}$ teaspoonful soda.	$3\frac{1}{2}$ teaspoonfuls of salt.
$\frac{1}{2}$ cupful of butter.	$\frac{1}{2}$ teaspoonful of white pepper.
	1 quart of milk.

Stew the tomatoes slowly one-half to one hour, strain, and add soda while hot; make a white sauce and add the tomato juice. Serve immediately.

#### Cream-of-Celery Soup :

$1\frac{1}{2}$ cupfuls of celery.	2 tablespoonfuls of butter.
1 pint of water.	$\frac{1}{2}$ cupful of flour.
1 cupful of milk.	$\frac{1}{2}$ teaspoonful of salt.
1 cupful of cream.	$\frac{1}{8}$ teaspoonful of white pepper.

Cook the celery in the boiling water until very soft; strain and add the hot liquid; make a white sauce and cook until it is thick cream.

#### Cream-of-Potato Soup :

3 potatoes.	Yolks of 2 eggs.
2 cupfuls of milk.	1 teaspoonful of salt.
$\frac{1}{2}$ cupful of cream.	Pepper.
	$\frac{1}{2}$ teaspoonful of onion juice.



Cook the potatoes until soft, drain, mash, add the hot liquid, and strain; add the beaten yolks and seasoning. Cook in a double boiler until the egg thickens, stirring constantly. Serve immediately.

**Oyster Stew :**

1 cupful of milk.	$\frac{1}{2}$ teaspoonful of salt.
1 pint of oysters.	1 tablespoonful of butter.

Pepper.

Heat the milk. Cook and strain the oyster juice. Add the oysters, which have been rinsed, and cook until the edges curl. Add seasoning, butter, and hot milk. Serve at once. This soup may be thickened with a tablespoonful of flour cooked in the butter as for white sauce.

### MILK PREPARATIONS.

**Partially Peptonized Milk.**—Into a clean graniteware or porcelain-lined saucepan place one pint of milk, four ounces of water, and the contents of one of Fairchild's peptonizing tubes, or five grains of pancreas extract and fifteen grains of bicarbonate of soda. Heat gradually until it boils, stirring constantly. Boil gently for ten minutes, strain into a clean bottle, cork, and keep in a cool place. Before using shake the bottle well; serve hot or cold. Prepared in this way it will not become bitter.

**Peptonized Milk (Cold Process.)**—Mix milk, water, and peptonizing agents as directed in the preceding recipe, and immediately place the bottle on ice. Use when ordinary milk is required. This is particularly suited for dyspeptics and individuals with whom milk does not, as a rule, agree. The flavor of the milk remains unchanged.

**Peptonized Milk (Warm Process.)**—Put in a glass jar one pint of milk and four ounces of cold water; add five grains of extract of pancreas and fifteen grains of bicarbonate of soda. After mixing thoroughly, place the jar in water as hot as can be borne by the hand (about 115° F.). This should be heated for from six to twenty minutes. At the end of this time it may be placed upon ice until required. The contents of one of Fairchild's peptonizing tubes may be used in place of the pancreas extract. If the milk is to be kept for any length of time, it should be brought to a boil, to prevent the formation of too much peptone, which renders the milk bitter.

**Hot Peptonized Milk.**—Mix together the usual peptonizing ingredients and add a pint of fresh cold milk; after thoroughly shaking the bottle, place it on ice. When needed pour out the required amount, heat it, and drink it as hot as it can agreeably be taken. If required for immediate use, the in-

redients may be mixed together in a saucepan and slowly heated to the proper temperature.

**Effervescent Peptonized Milk.**—Put some finely cracked ice in a glass; fill it half-full of Apollinaris, Vichy, or siphon water, and immediately add the peptonized milk. Drink while effervescing. Brandy may be added if desired,

**Specially Peptonized Milk.**—This is to be used in the preparation of jellies, punches, and all recipes where the milk is to be mixed with fruit juices or acids. Prepare according to the hot process; keep the milk at a temperature of 115° F. for one hour; pour into a saucepan and bring to a boil. If required hot, this may be used immediately, or it may be set aside on ice, to be used later. If not heated for an hour, the milk will curdle on being mixed with an acid. If not boiled, the peptonizing ferment will digest gelatin and prevent the formation of jelly.

**Peptonized Milk Jelly.**—Soak well half a box of Cox's gelatin in four ounces of water. Take one pint of hot *specially* peptonized milk and add four ounces of sugar. Put in the gelatin and stir until it is dissolved. Pare one fresh lemon and one orange, and add the rinds to the mixture. Squeeze the lemon and the orange juice into a glass, strain, and mix with two or three tablespoonfuls of St. Croix rum, or brandy, if preferred. Add the juices to the milk, stirring constantly. Strain, and allow it to cool to the consistence of syrup; when almost ready to set, pour into cups and set in a cold place. Do not pour the milk into moulds until the mixture is nearly ready to set, otherwise it will separate in setting.

**Peptonized Milk Punch.**—In the usual milk punch recipes the *specially* peptonized milk may be used in place of ordinary milk. Take a goblet one-third full of finely crushed ice; pour on it a tablespoonful of rum and a dash of Curacao, or any other liquor agreeable to the taste. Fill the glass with peptonized milk; stir well, sweeten to taste, and grate a little nutmeg on top.

**Peptonized Milk Lemonade.**—Take a glass one-third full of cracked ice; squeeze into this the juice of a lemon, and add two or three teaspoonfuls of sugar dissolved in water. Fill the glass with fresh *specially* peptonized milk and stir well. If preferred, equal parts of milk and of an effervescent mineral water may be used. Pour the water on the lemon juice and ice, and immediately fill the glass with milk.

**Peptonized Milk Gruel.**—Mix with a teaspoonful of wheat flour, arrowroot flour, or Robinson's Barley Flour with



half a pint of cold water. Boil for five minutes, stirring constantly. Add one pint of cold milk and strain into a jar; add the usual peptonizing ingredients; place in warm water (115° F.) for twenty minutes, and then upon ice.

**Junket, or Curds and Whey.**—Take a half pint of fresh milk; add one teaspoonful of Fairchild's Essence of Pepsin and stir just sufficiently to mix. Pour into custard cups, and let it stand until firmly curdled. It may be served plain or with sugar and grated nutmeg. It may be flavored with wine, which should be added before curdling takes place.

**Junket with Egg.**—Beat one egg to a froth, and sweeten with two teaspoonfuls of white sugar; add this to a half-pint of warm milk; and then add one teaspoonful of essence of pepsin and let it stand until curdled.

**Cocoa Junket.**—Put an even tablespoonful of any good cocoa and two teaspoonfuls of sugar into a sauce-pan; scald with two tablespoonfuls of boiling water and rub into a smooth paste; then stir in thoroughly one-half pint of fresh, cool milk; heat this mixture until it is lukewarm—not over 100° F.—then add one teaspoonful of Fairchild's Essence of Pepsin and stir just enough to mix; pour quickly into small cups or glasses, and let it stand until firmly curdled, when the junket is ready for use. It may be placed on ice and eaten cold; as a dessert it may be served with whipped cream.—(Fairchild.)

**Coffee Junket.**—Dissolve two teaspoonfuls of sugar in two tablespoonfuls of clear, strong coffee; mix this thoroughly with one-half pint of fresh, cool milk; add a teaspoonful of Fairchild's Essence of Pepsin as directed above, and serve in the same way.

**Iodized Junket.**—Prescribe a saturated solution of potassium iodid and also a bottle of essence of pepsin. Take one-half teacupful of milk and add the required number of drops of the iodid solution. Heat the milk luke warm and add two or three teaspoonfuls of the pepsin and let it stand until curdled. This will be found useful where it is difficult to administer the iodid by ordinary methods.

**Vanilla, Bitter Almond, or Strawberry Junket.**—Add the flavoring extract to the cold milk and then prepare in the usual way. A half a teaspoonful of vanilla or bitter almond extract or a tablespoonful of a pure concentrated strawberry syrup should be allowed to a half-pint of milk.

**Milk Lemonade.**—Take two ounces of sugar, five ounces of boiled milk, one-half lemon, or two ounces of white wine,

five ounces of boiling water, and the rind of half a lemon. Pour the boiling water over the peel and the sugar ; allow it to cool, add the milk, and then the lemon juice or wine. Strain after ten minutes.

**Milk Punch.**—Shake together in a lemonade-shaker a glass of milk, a tablespoonful of rum, brandy, or good old whisky, and two teaspoonfuls of sugar. After it has been poured into a glass a little nutmeg may be grated over the top.

**Milk Porridge.**—Mix a tablespoonful of flour with one-fourth cupful of cold milk and stir into one-fourth cupful of hot milk ; if desired, add two raisins cut into quarters. Cook over boiling water for one hour, and add one-quarter teaspoonful of salt just before serving.—(*Drexel Institute.*)

**Whey.**—Take a half-pint of fresh milk heated lukewarm (115° F.), add one tablespoonful of essence of pepsin, and stir just enough to mix. When this is firmly coagulated, beat up with a fork until the curd is finely divided and then strain. For flavoring purposes lemon juice or sherry wine may be added.

**Grape Juice Whey.**—Make whey as in the above recipe. To this add the juice of an orange and a quarter of a pint of grape juice. Strain again if necessary. This may be served hot or on cracked ice. It may be sweetened if desired.

**Cream-of-tartar Whey.**—Add a heaping teaspoonful of cream of tartar to a pint of boiling water. Strain, sweeten to taste, and serve cold.—(*Pavy.*)

**Wine Whey.**—Cook together a cupful of milk and half a cupful of sherry wine. As soon as the curd separates, strain and sweeten. This may be eaten hot or cold.

**Lemon Whey.**—This is made in the same way as the foregoing recipe, using three tablespoonfuls of lemon juice instead of the wine.

✓ **Kumiss No. 1.**—Take a quart of skim milk, one-fifth of a cake of yeast, and two tablespoonfuls of sugar. Heat the milk. Dissolve the yeast in a little water and mix it with the sugar and lukewarm milk. Pour the mixture into strong bottles, stopper them tightly with new corks, and tie down the corks with stout twine. Shake the bottles well and place in a refrigerator ; this will allow the mixture to ferment slowly. After three days lay the bottles on their sides, turning them occasionally. Five days are required to complete the fermentation ; the kumiss is then at its best.—(*Drexel Institute.*)

**Kumiss No. 2.**—Pour into wired bottles one quart of fresh milk, half an ounce of sugar, a piece of fresh yeast cake half



an inch square, and keep at a temperature between 60° and 70° F. for one week, shaking five or six times a day; then put upon ice.—(*Holt.*)

**Kefir With Kefilac Tablets.**—Pour into a well cleaned quart bottle one pint of pure milk, which has been boiled and cooled to lukewarm temperature.

Put one Kefilac tablet, crushed, into the bottle and shake thoroughly until dissolved. Cork tight with a good, clean cork.

Place the bottle at a temperature of the ordinary living room (70°–75°), lying on its side. As fermentation advances, a curd will be observed forming in the bottle. Shake thoroughly four to five times a day until ready for use. This curd re-forms when the bottle is at rest, and should be shaken thoroughly each time the contents are used.

After the first day a slightly sour, after the second day medium strong, sweetish sour, and after the third day, a strong, sour tasting, lightly foaming kefir is produced. One day old kefir is slightly laxative. For general use, forty-eight-hour kefir is recommended.

If the kefir does not turn out right, as sometimes happens, when impure milk is used or whenever changeable weather prevails in the summer, it is necessary to cleanse the bottle thoroughly, and boil it in a soda solution for five minutes before using again.

If a larger quantity of kefir than one pint is to be made, one tablet should be used for each extra pint, and this proportion continued. It should be carefully noted that the bottle should be twice the size of its contents, in order to provide for fermentation. After fermentation is complete, which is about forty-eight hours, kefir remains good for several days, if kept on ice.

Kefir may be used freely, and to the same extent as ordinary milk. From one pint to three quarts per day, according to requirements of the individual.

**Milk Mixture.**—This is made of cream, two parts; milk, one part; lime water, two parts; sugar water, three parts (seventeen and three-fourths drams of milk sugar to a pint of water).—(*A. V. Meigs.*)

**Milk-and-cinnamon Drink.**—Add a small amount of cinnamon to the desired quantity of milk and boil it. Sweeten with sugar and add brandy if desired.—(*Ringer.*)

**Albumized Milk.**—Shake in a covered jar or lemonade-shaker a cupful of milk, a tablespoonful of lime water, and the white of an egg. Sweeten, flavor as desired, and serve at once.

**Milk-and-cereal Waters.**—A most valuable method of preparing milk for invalids with whom it disagrees is to mix equal parts of milk and thoroughly cooked barley, rice, oat-meal or arrowroot water and boil them together for ten minutes. This may be served plain, or flavored by cooking with it a cut-up raisin, a sprig of mace, or a piece of stick cinnamon, which should be strained out before serving.

**Irish Moss and Milk.**—Soak about two tablespoonfuls of Irish moss for five minutes and wash thoroughly in cold water. Add to a cupful of milk and soak for half an hour; then heat slowly, stirring constantly, and then boil for ten minutes, preferably in a double boiler; strain, and pour into cups and cool. This may be served while hot, and may be rendered more nutritious by the addition of the white of an egg stirred into it just before serving.

**Egg and Buttermilk Mixture.**—Lightly beat the white of one egg and from one to four ounces of cream. Pour into a glass, and fill with fresh buttermilk. Stir well.

**Milk with Other Diluents.**—Milk may be diluted with advantage in many cases by adding lime water, or Vichy, Apollinaris or some other sparkling table water. From one-half to one-eighth the total volume may be added.

## EGGS.

**Eggs** are exceedingly valuable as food for invalids. They should always be fresh. When received they should be washed and then placed in a cool place. They should not be kept with any article of food having an odor, as they absorb such odors and the taste is thereby impaired. Stale eggs will not sink, and if held to a bright light they show a dark spot. The yolk of an egg that has been broken may be kept fresh by placing it (unbroken) in a cupful of cold water. This should be set in a cool place. This will keep it fresh for twenty-four hours or more.

Eggs and all other albuminous food should be cooked at as low temperatures as possible, in order to avoid rendering them tough.

Eggs are best cooked in the shell as follows:

**Soft-cooked Eggs.**—Place in a pint of boiling water, remove from the fire, and allow to stand for eight or ten minutes. If the egg is very cold to start with, it will take a little longer.

**Hard-cooked Eggs.**—Place in water, bring to a boil, and then set on the back part of the stove for twenty minutes.



Eggs should be served as soon as cooked, and the dishes should be warmed and ready.

#### EGGS AND MILK.

**Rules for Custards.**—The eggs should be thoroughly mixed but not beaten light, the sugar and salt added to these, and the *hot* milk added slowly. Custards must be cooked over moderate heat; if a custard curdles, put it in a pan of cold water and beat until smooth. Custards should always be strained.—(*Drexel Institute.*)

**Soft Custard.**—Take a pint of milk, the yolks of two eggs, two tablespoonfuls of sugar, and a pinch of salt. Mix all except the milk in a bowl. Heat the milk to the boiling-point and add constantly. As soon as mixed, pour into the saucepan in which the milk has been heated and cook from three to five minutes, stirring constantly until it thickens. Strain, and pour into a cold bowl, and flavor with from half to one teaspoonful of vanilla, a teaspoonful or more of sherry, or other flavoring material as desired. Custards may be cooked to advantage in a double boiler.

**Chocolate Custard.**—Melt half an ounce of Baker's chocolate and add to the milk, and proceed as above.

**Steamed Custard.**—Mix the above, using the whole eggs instead of the yolks. Strain, pour into cups, and steam over boiling water until firm.

**Baked Custard.**—Proceed as above, but pour the custard into baking-cups. Place the cups in a deep baking-pan and fill the pan nearly as high as the cups with boiling water. Place in the oven and bake twenty minutes or longer, according to the size of the cup. When done a clean knife thrust into the custard comes out clean; if it is not done, it comes out covered with milk.

#### MEATS.

**General Rules for Preparing Meat.**—Meat must be weighed, trimmed, and wiped with a damp cloth. It should be removed immediately from the paper in which it was wrapped and placed in a cool place. Only tender cuts of meat should be broiled, pan-broiled, or roasted. When meat is to be cooked by any of these methods, it should first be seared, and then the temperature slightly lowered; by searing, the albumin on the outer surface of the meat is hardened and the meat is thus cooked in its own juices.

Tough meat should be cooked in water; boiling water hardens

the albumin on the outer surface of the meat and prevents the juices from escaping. Meat should be put in boiling water and the water allowed to boil for ten or fifteen minutes ; then the cooking should be allowed to proceed at a low temperature until the meat is tender. If the water bubbles, it is too hot. Cooked in this way tough meat will become tender. The time required for roasting or cooking in water varies with the weight and quality of the meat.

For roasts weighing less than 8 pounds allow ten minutes to the pound and ten minutes extra ; for those weighing from 8 to 12 pounds, allow twelve minutes to the pound and twelve minutes extra ; for those weighing over 12 pounds, allow fifteen minutes to the pound and fifteen minutes extra. For meat weighing less than 10 pounds, to be cooked in water, allow twenty minutes to the pound and twenty minutes extra.

The time required for broiling meat varies with the thickness of the meat.

Stock and broth are prepared by prolonged soaking of the meat in cold water and then cooking it at a low temperature for several hours, allowing it to cool uncovered. The meat that remains after straining may be utilized in various ways, adding a little fresh meat to give it flavor.

The fat must not be removed from stock or broth, for it excludes the air and prevents decomposition. It must, however, be entirely removed before the stock or broth is used ; this fat may be used in place of drippings. The trimmings of fat from meat should be clarified. Small globules of fat may be removed from cold broth with a cloth that has been dipped in boiling water and then wrung dry. Fat may be removed from hot broth by means of tissue-paper or a slice of bread.

**Cooking Tender Meats.**—*Roasting.*—Skewer the meat into shape. Place it on a rack in a meat pan, into the bottom of which pieces of fat from the meat have been placed. Put in a hot oven on the grate for ten minutes, to sear the meat. If desired it may be seasoned with salt and pepper. Then remove to the floor of the oven and baste every ten minutes, until it is done.

*Broiling.*—Remove extra fat from the meat and grease the broiler with a part of the fat. Broil over a clear fire ; sear, and then turn every ten seconds. Chops one inch thick should be cooked for five minutes. A steak two inches thick should be cooked for ten minutes. Season and serve on a hot platter.

*Pan-broiling.*—Remove all the fat from the meat. Heat a frying-pan very hot, but use no fat. Sear the meat on both



sides, and then cook more slowly until it is done. Stand chops up on their edges to brown. Keep the pan free from fat. The time required for pan-broiling is the same as that required for broiling.—(*Drexel Institute.*)

### GENERAL RULES FOR SOUPS.

Both meats and vegetables should be cut into small pieces. The soup should be started with cold water poured over the meats and the heat applied gradually and the soup allowed to simmer, in order to dissolve as much of the nutriment as possible. If heated rapidly the albumin in the meat coagulates, and little but the extractives passes into the soup. The vegetables are added when the soup is nearly done.

Remove the fat by skimming, by using blotting-paper, by straining through a cloth wet in cold water, or, best of all, by cooling the soup when all the fat rises to the top, when it can be easily removed.

Clear soups may be rendered more nutritious by the addition of sago or of some cereal, as barley or rice. These may also be added with advantage to many thick soups.

Soups should always be served hot. Soup jellies are served cold, and in hot weather may be substituted for warm soups.

Soups may also be made from soup stocks, which may be prepared in any quantity and kept for several days. Stocks may be made from any meat. Those made from chicken or veal are light in color, and those from beef and mutton somewhat darker. Stocks may also be made by using the bones from any kind of meats.

**Soup Stock.**—To make stock, use a chicken or several pounds of bones with some meat attached, or a pound of lean meat and one quart of water. Cut-up vegetables may be added as desired. For flavoring add a sprig of parsley and of celery, a peppercorn, a small onion, and a scant teaspoonful of salt. Any of the flavoring vegetables may be omitted as desired or others added. The meat should simmer for several hours, until but half the quantity of water remains. Then add the other ingredients, simmer half an hour longer, strain and cool. Remove the fat.

**Soup Stock from Beef Extract.**—Cook the other ingredients, except the salt, as given above, for half an hour, using a quart of water. Then add a teaspoonful of beef extract and a quarter of a teaspoonful of salt.

**Soup from Stock.**—Rice, tapioca, or whatever is desired is cooked and the stock added, with additional seasoning as thought

necessary. Cream, yolks of eggs, Irish moss, cornstarch or arrowroot may be added to render the soup more nutritious.

**Chicken Broth.**—Take one pound of chicken and a pint of cold water. Clean the fowl, cut it into pieces, and remove the skin. Separate the meat from the bone and chop the meat very fine. Place with the bones—if large, they should be broken—in the water and soak for an hour. Cook over hot water for four or five hours at a temperature of 190° F. Strain and add salt. Water must be added from time to time to keep the quantity up to a pint. Remove the fat. If the broth is to be reheated use a double boiler.

**Sweetbread Soup.**—The sweetbread is soaked in cold water for one hour, the water being renewed frequently during this time. It is then boiled for one hour in slightly salted water or beef both, to which one may add one teaspoonful of julienne to improve the taste. After it is soft the sweetbread is taken out of the beef broth and all blood-vessels and skin are removed. It may now be cut into pieces the size of a walnut and put on a plate, over which the beef broth is poured, or the sweetbread may be forced through a sieve, beef broth poured over this, and the whole put on the fire again until it boils, after which the soup may be served. This latter process is to be recommended in the case of dyspeptics. One hundred drams of raw sweetbread generate about 90 calories of heat.—(*Wegele.*)

**Meat Broth (Beef, Veal, Mutton, or Chicken.)**—Cover one pound of chopped lean meat with one pint of water and allow it to stand for from four to six hours. Then cook over a slow fire for an hour until reduced to half the quantity. Cool, skim, pour into jar and strain.

**Veal Broth.**—Pour a pint of water on a half-pound of finely chopped lean veal and allow it to stand for three hours. Boil for a few minutes, strain, and season with salt.

**Clam or Oyster Juice.**—Cut the clams or oysters into pieces and heat for a few minutes in their juice. Strain through muslin and serve while hot. In straining great care must be taken that sand does not pass through the muslin. The juices should be diluted and may be frozen.—(*Drexel Institute.*)

**Clam Broth.**—Wash three large clams very thoroughly, using a brush for the purpose. Place in a kettle with half a cupful of cold water. Heat over the fire; as soon as the shells open the broth is done. Strain through muslin, season, and serve.—(*Drexel Institute.*)

**Mutton Broth with Vegetables.**—Allow one pound of



neck mutton to each pint of water; add carrots, turnips, onions, and barley; let all simmer together for three hours.

**Mutton Broth without Meat.**—Cook two “shank-ends” in a pint of cold water, and vegetables as directed in the foregoing recipe; simmer for three hours and strain.

**Beef Tea No. 1.**—Cut up a pound of lean beef into pieces the size of dice; put it into a covered jar with two pints of cold water and a pinch of salt. Let it warm gradually and simmer for two hours, care being taken that it does not at any time reach the boiling-point.—(*Yeo.*)

**Beef Tea No. 2.**—Put a pound of finely mixed beef with a pint of cold water into a suitable vessel. Let it stand for an hour, stirring occasionally. Put the vessel containing the beef into a saucepan of water, place it over the fire, and allow the water to heat gently for an hour (or the vessel containing the beef tea may be put into an ordinary oven for an hour.) Pass the beef tea through a strainer. A fine sediment appears in the fluid, and this should be drunk with the liquid. Flavor with salt. At no time should the beef extract be exposed to a temperature of more than 170° F.—(*Pavy.*)

**Beef Tea No. 3.**—Chop fine a pound of beef free from fat, tendons, etc., and digest with a pint of cold water for two hours. Let it simmer on the stove for three hours at a temperature never above 160° F. Replace the water lost by evaporation by adding cold water, so that a pint of beef tea shall represent a pound of beef. Strain and carefully express all fluid from the beef.—(*Bartholow.*)

**Beef Tea with Oatmeal.**—Mix thoroughly one tablespoonful of groats with two of cold water; add to this a pint of boiling beef tea. Boil for ten minutes, stirring constantly, and strain through a course sieve.—(*Yeo.*)

**Beef Tea, Flavored.**—Beef tea may be flavored agreeably by boiling in it a pinch of mixed herbs, a bay-leaf, or a bit of onion, carrot, turnip, or celery and a few peppercorns. The roots should either be chopped small or be scraped to a pulp before being added to the broth.—(*Yeo.*)

**Beef Juice.**—Broil quickly pieces of the round or sirloin of a size to fit the opening in a lemon squeezer. Both sides of the beef should be scorched quickly to prevent the escape of the juices, but the interior should not be fully cooked. As soon as they are ready the pieces of meat should be squeezed in a lemon squeezer previously heated by being dipped in hot water. As it drips the juice should be received into a hot wineglass; it

should be seasoned to the taste with salt and a little Cayenne pepper, and taken while hot.—(*Bartholow.*)

**Cold Beef Juice.**—Cover one pound of finely chopped lean beef with eight ounces of cold water and allow it to stand for eight or ten hours. Squeeze out the juice by means of a muslin bag; season with salt or sherry wine and drink cold or slightly warmed. It may be added to milk, care being taken that the milk be not too hot before the juice is added.

**Iced Meat Extract.**—Cut into pieces the size of a hand one kilo of fresh beef; wrap in a coarse, lattice-like linen bag, put under a lever press, and press slowly. The juice should be caught in a porcelain dish. This is done best by a druggist. By this method about 500 gm. of juice are obtained. The juice is mixed with 250 gm. of sugar, 200 gm. of freshly expressed lemon juice (this last is best omitted in the case of dyspeptics), and 20 gm. of cognac containing vanilla extract; stir in well the yolks of three eggs; the entire mixture is then placed in a freezer.—(*v. Ziemssen.*)

**Raw-meat Juice.**—Add to finely minced rump steak cold water, in the proportion of one part of water to four parts of meat. Stir well together, and allow it to stand for half an hour. Forcefully express the juice through muslin, twisting it to get the best results.—(*Cheadle.*)

**Succus Carnis (Meat Juice.)**—Cut up the meat into small bits, arrange in layers separated from one another by coarse linen, and then place in a powerful press. From each kilogram of meat about 230 gm. of a blood-red juice are obtained. This contains about 6 per cent. of albuminates. Its taste is similar to that of raw meat; its flavor may be improved by the addition of salt and beef tea not hot enough to coagulate the albumin.—(*Pettenkoffer and Voit.*)

**Beef Essence.**—Chop up very fine a pound of lean beef free from fat and skin; add a little salt, and put into an earthen jar with a lid; fasten up the edges with a thick paste, such as is used for roasting venison in, and place the jar in the oven for three or four hours. Strain through a coarse sieve, and give the patient two or three tablespoonfuls at a time.—(*Yeo.*)

**American Bouillon (American Broth.)**—Place in a tin vessel that can be sealed hermetically alternate layers of finely minced meat and vegetables. Seal it, and keep it heated in a water bath (*bain marie*) for six or seven hours, and then express the broth.—(*Yeo.*)

**Bottle Bouillon.**—Cut beef, free from fat, into squares. Place these in a stoppered bottle, put the bottle in a basin of



warm water, heat slowly, and boil for twenty minutes. There will be about an ounce of yellowish or brownish fluid for each three-quarters of a pound of meat used. The flavor is that of concentrated bouillon.—(*Uffelmann.*)

**Peptonized Oysters.**—To half a dozen oysters with their juice add half a pint of water and boil for a few minutes. Pour off the broth and set it aside. Mince the oysters, and with the aid of a potato-masher reduce to the consistence of a paste. Place this with the broth in a glass jar and add fifteen grains each of extract of pancreas and of bicarbonate of soda and mix. Allow this to stand in hot water (115° F.) for one and one-half hours. Pour into a saucepan and add half a pint of milk; heat over a slow fire to boiling-point. Flavor with salt and pepper and serve hot. Let the heating be done gradually, and be careful to bring the mixture to a boil before taking it from the fire.—(*Fairchild.*)

**Peptonized Beef.**—Cover one-fourth of a pound of finely minced lean beef (or beef and chicken mixed) with half a pint of cold water. Cook over a slow fire until it has boiled for a few minutes, stirring constantly. Pour off the broth and rub or pound the meat to a paste. Put meat and broth and half a pint of cold water in a glass jar, and add twenty grains of extract of pancreas and fifteen grains of bicarbonate of soda. Mix well and keep in a warm place—at about 110°–115° F.—or place it in warm water and allow it to stand three hours, stirring or shaking occasionally. Boil quickly; strain or clarify with the white of an egg and season with salt and pepper. If desired, it need not be strained, as the small particles of meat are usually easily digested. Cereals may be added, boiling with half the amount of water previously directed, and mixing all together before peptonizing. At the end of three hours the mixture must be boiled or it will spoil.—(*Fairchild.*)

#### METHODS OF PREPARING RAW BEEF.

Meat given raw should always be perfectly fresh and very finely divided. Scrape the meat with a sharp knife, which will separate the coarser fibers. If the resulting mass is stringy, pass through a fine sieve. This may be seasoned with salt and pepper, and served on toast, crackers, or bread and butter. It may be rolled into small balls and swallowed. These may be flavored as desired. They may also be slightly browned by rolling about rapidly in a hot saucepan, care being taken not to change any but the outside of the ball, and that but slightly. Scraped

beef may be served as a liquid or semi-solid food. Mix it with an equal quantity of cold water until it is quite smooth. Place in a double boiler and cook until thoroughly heated, stirring constantly. Add a little salt and pepper and serve at once. This may be made thicker by adding less water.

**Raw Meat with Milk and Sugar.**—Scrape half a pound of rump steak with a knife until all the pulp is removed; sweeten with sugar, breaking the lumps of sugar with the meat in a basin with a small wooden spoon. Add slowly as much milk as will make it about the thickness of arrowroot; flavor with brandy. If any fiber of the meat remains, strain through a gravy strainer. The mixture should be perfectly smooth.—(*Ringer.*)

**Raw-beef Soup.**—This is made by chopping up one pound of raw beef and placing it in a bottle with one pint of water and five drops of strong hydrochloric acid. This mixture is allowed to stand on the ice overnight, and in the morning the bottle is placed in a pan of water at 110° F., and kept at about this temperature for two hours. It is then placed in a stout cloth and strained until the mass that remains is almost dry. The filtrate is given in three portions daily. If the taste of the raw meat is objectionable, the meat may quickly be roasted on one side and the process completed in the manner previously described.—(*Weir Mitchell.*)

### PANOPEPTON.

**Iced Panopepton.**—To a small glass half full of clean crushed ice add one tablespoonful of *Panopepton*; let this stand for a minute and then sip slowly.

**Panopepton Jelly.**—This is made of one ounce of fresh celery cut into small pieces, one-half of a small box of the best gelatin, one-fourth of a teaspoonful of salt, two dashes of pepper, six tablespoonfuls of *Panopepton*, and two cupfuls of cold water. Soak the gelatin in half a cupful of cold water for one hour; put the water and celery in a double boiler on the fire and simmer for one-half hour; add the salt, pepper, and soaked gelatin and stir until it is dissolved; remove from the fire and add the *Panopepton*; stir and strain through linen into a jelly bag and set near ice. Serve in small quantities.

**Panopepton Jelly with Orange.**—The articles required are one half of a small box of the best gelatin, one tablespoonful of sugar, six tablespoonfuls of *Panopepton*, the juice and rind of one orange, and one pint of cold water. Put the gelatin, orange peel (cut in small pieces), orange juice, and cold



water in a dish and let it stand for one hour, then put in a double boiler over the fire, add the sugar, and stir until it is dissolved; now strain through linen, add the *Panopepton*, and stir well. Pour into a jelly jar and set near the ice. Serve in small quantities.

**Panopepton Hot.**—To a small teacup two-thirds full of boiling water add one tablespoonful of *Panopepton* and one teaspoonful of *fresh* lemon juice; a little sugar may be added if desired. Stir and drink immediately, sipping slowly.

**Panopepton Bouillon, Hot.**—Put one tablespoonful of *Panopepton* in a small teacup; fill the cup nearly full of boiling water, and flavor to taste with celery salt or plain salt and pepper; stir and sip slowly.

**Panopepton Cordial.**—Put into a cordial glass or any small glass two teaspoonfuls of clean crushed ice; add one teaspoonful of Fairchild's Essence of Pepsin and three teaspoonfuls of *Panopepton*. Sip slowly. This is a good after-dinner cordial for those who suffer discomfort after eating.

**Panopepton with Whey.**—Put into a small teacup one or two teaspoonfuls of clean crushed ice; add one tablespoonful of *Panopepton*, stir, and then fill the cup with whey. Drink slowly.

**Egg Gruel.**—Take one cupful of hot beef broth made with "Soluble Beef," one egg, and one-half teaspoonful of salt. Beat the white and the yolk of the egg separately; add the hot beef broth gradually to the yolk, stirring continually. Whip the white to a stiff, dry froth with the salt, and beat it into the hot broth. Return to the double boiler and reheat. Serve very hot.

**Barley Gruel with Beef Extract.**—One-half teaspoonful of "Soluble Beef," two cupfuls of hot water, one tablespoonful of barley flour, one saltspoonful of salt. Dissolve the beef in the hot water, and mix the flour and salt together with a little cold water. Pour the boiling stock on the flour and cook for ten minutes. Strain and serve very hot.

**Beef Broth with Poached Eggs.**—Prepare the broth in the proportion of half a teaspoonful of "Soluble Beef" to one cupful of hot water and add a poached egg.

**A Nutritive Drink for Delicate Women and Children.**—This is made by mixing one-fourth to one-half teaspoonful of "Soluble Beef," five ounces of boiling water, and one-half ounce of cream; season with salt and pepper to suit the taste.

**Beef Broth with Grain.**—Take one teaspoonful of "Sol-

uble Beef," one quart of water, one tablespoonful of rice, and salt to taste. Dissolve the "Soluble Beef" in the hot water, and add the well-washed rice. Simmer slowly until dissolved and absorbed by the rice, adding more beef broth if too much boils away. If not entirely dissolved, the broth should be strained before using.

**Beef-tea Egg-nog.**—This requires one-eighth teaspoonful of "Soluble Beef," one-half cupful of hot water, one tablespoonful of brandy, and a pinch of salt. Beat the egg slightly, and add the salt and sugar. Dissolve the "Soluble Beef" in the hot water, add to the egg, and strain. Mix thoroughly, adding wine, and serve.

### MEAT JELLIES WITHOUT GELATIN.

**Chicken Jelly.**—Half a grown chicken should be well pounded, and boiled in one quart of water for two hours until only a pint remains; season and strain. Serve hot or place on ice, where it will "jel."

**Veal-bone Jelly.**—Place ten pounds of veal bones and ten quarts of water or weak bouillon over the fire and bring to just a boil. Skim and add two pounds of barley and a little salt. Simmer for five or six hours and then strain. If too thick, dilute, before serving, with bouillon. Stir in the yolk of an egg in a cup and serve.

**Meat Jelly.**—This is made by cooking good boneless, lean beef on a water bath with a little water for sixteen hours or until it becomes gelatinized. Of the artificial preparations on the market for making bouillon, the most reliable is Liebig's Extract of Meat (10 : 250 gm.) or Cibil's Bouillon (1 teaspoonful to 250 gm.). Inaglio's bouillon capsules are also very convenient. If it is desired to make the bouillon more nutritious, one teaspoonful of meat peptone may be added.—(*Hepp.*)

**Jelly for Dyspeptics.**—Remove the skin and meat from one calf's foot; wash the bones and place in cold water on the stove; when it begins to foam, skim off the refuse which gathers on top. After rinsing off the scum with cold water, put the bones into a pot with one-quarter kilo of beef or half an old hen, one-quarter liter of water, and 5 gm. of salt, and boil slowly for from four to five hours. Pour the jelly thus formed through a fine sieve, and place overnight in a cellar. Next morning remove the fat, and clarify the cold jelly by adding one egg with its shell mashed, beating and stirring steadily. Then, with the addition of a little cornstarch, subject the whole to a



temperature not over 60° R., or the white of the egg will curdle. Constantly beat and stir. If the jelly begins to get grainy, cover and let it cool until the white of the egg becomes flaky and separates. Then strain again several times until it becomes perfectly clear; add 5 gm. of extract of meat, pour the jelly into a mold, and let it cool again. The gravy from a roast may be utilized and is very palatable. It must be stirred in while the mass is still warm and liquid. This jelly is usually relished with cold fowl, but spoils easily in summer; it must therefore be kept on ice.—(Weil.)

**Dishes Made with Gelatin.**—Gelatin should be soaked in cold water for about half an hour to soften it. It may then be easily dissolved by adding boiling water. If it is desired to soften gelatin quickly, it should be placed in cold water and gradually heated over boiling water until it dissolves. If a jelly is to be strained, a wet cloth should be used for the purpose. Jelly molds should be wet with cold water before being filled. When granulated gelatin is used, much smaller amounts are required than when the ordinary form is used.

**Wine Jelly.**—Soak a teaspoonful of granulated gelatin in two tablespoonfuls of cold water and half a cupful of hot water. Add two tablespoonfuls of sugar and half a teaspoonful of lemon juice, and when cooling add two tablespoonfuls of wine.—(Drexel Institute.)

**Lemon Jelly** is made in the same manner as the wine jelly just described, using a tablespoonful of lemon juice in place of the quantity directed.

**Orange Jelly** is made in a similar manner, using two teaspoonfuls of lemon juice, four tablespoonfuls of orange juice, and three tablespoonfuls of sugar, but a little less of the boiling water.

**Coffee Jelly** is also made similarly, adding an ounce or two of coffee.

**Nutritious Coffee.**—Dissolve a little isinglass or gelatin in water, put half an ounce of freshly ground coffee into a sauce pan with one pint of new milk, which should be nearly boiling before the coffee is added; boil together for three minutes; clear it by pouring some of it into a cup and dashing it back again; add the gelatin, and leave it to settle in a warm place for a few minutes. Beat up an egg in a breakfast cup, and pour the coffee upon it; if preferred drink without the egg.—(Thomas.)

**Milk Jelly.**—Take two quarts of milk and add half a pound of sugar. Boil for five or ten minutes. Cool, and add an ounce of gelatin dissolved in a cupful of cold water. Flavor

with the juice of two or three lemons and three glasses of good Bordeaux wine.—(*Schlesinger.*)

**Irish-moss Blanc-mange.**—Wash a tablespoonful of Irish moss in several changes of water and pick it over carefully. Place it in a double boiler together with half a cupful of milk. Cook until it thickens when dropped on a cold plate. Add salt, strain, and flavor. Pour into a custard cup that has first been rinsed in cold water.—(*Drexel Institute.*)

**Meat Jellies with Gelatin.**—Use any kind of meat broth desired, but always one with appetizing flavor. Add a teaspoonful of granulated gelatin to enough broth to cover it, and allow the gelatin to soak for a few minutes. Then add the remainder of a cupful of the broth very hot and stir until the gelatin is dissolved. Strain, and pour into molds to cool.

**Meat Jellies with Tapioca.**—Mix a cupful of broth as above with four level tablespoonfuls of powdered tapioca. Heat until quite clear, stirring constantly. Add salt and season as desired. Pour into molds and cool.

**Meat Jellies with Irish Moss.**—Wash two tablespoonfuls of Irish moss thoroughly. Add this to a cupful of hot broth and allow it to stand for half an hour; then heat slowly, stirring constantly, and boil for ten minutes, preferably in a double boiler. Strain, and pour into molds and cool.

**Albuminized Jelly.**—Any of the above meat jellies may be rendered more nutritious by the addition of the white of an egg. The egg should be well beaten and stirred into the jelly just after it has been taken off the fire.

### RECIPES FOR FOODS FOR DIABETICS.

**Gluten Bread.**—Mix one pound of gluten flour with three-fourths of a pint or one pint of water at 85° F. (With some of the prepared flours—Bishop's, for example—no yeast is required.) As soon as the dough is mixed put it into tins and place them immediately in the oven, which should be at a temperature of about 430° F. Or the dough may be made into small dinner rolls and baked on flat tins. The loaves take about one and one-half hours to bake, and the rolls three-fourths of an hour. Either are easily made. The addition of a little salt improves the bread.

*When any special brand of flour is used, the directions that accompany it should be followed closely.*

**Gluten Pudding.**—A batter of egg, cream, and gluten



flour is prepared. This is flavored with lemon or other essences and baked.

**Gluten Pancakes.**—Add gluten flour to one or two eggs and beat into a batter. The pancakes may be sweetened with a little saccharin or eaten with glycerin.—(*Williamson.*)

**Jeffries' Gluten Biscuit.**—Mix thoroughly gluten flour, one cupful; best bran, previously scalded, one cupful; baking-powder, one teaspoonful; salt to taste; two eggs; milk or water, one cupful.

**Diabetic Bread.**—Take one quart of set milk or milk and water, one heaping teaspoonful of good butter, one-fifth of a cake of compressed yeast beaten up with a little water, and two well-beaten eggs. Stir in gluten flour until a soft dough is formed; knead as in making ordinary bread; place in pans to raise, and when light bake in a hot oven.—(*James Stewart.*)

**Camplin's Bran Cakes.**—Take a sufficient quantity—say a quart—of wheat bran, boil it in two successive waters for a quarter of an hour, each time straining it through a sieve; then wash it well with cold water (on the sieve) until the water runs off perfectly clear; squeeze the bran through a cloth as dry as possible, and then spread it thinly on a dish; place it in a slow oven; if put in at night, let it remain until the morning, when, if perfectly dry and crisp, it will be ready for grinding. The bran thus prepared must be ground in a mill, and sifted through a wire sieve that has so fine a mesh that a brush must be used to pass it through; that which remains in the sieve must be re-ground until it becomes quite soft and fine. Take of this bran powder three ounces (some patients use four ounces); the other ingredients are as follows: three new-laid eggs; one and one-half or, if desired, two ounces of butter; about half a pint of milk. Mix the eggs with a little of the milk, and warm the butter with the remainder; then stir the whole well together, adding a little nutmeg or ginger or any other agreeable spice. Bake in small tins (patty pans), which must be well buttered, in a somewhat quick oven for about half an hour. When baked, the cakes should be a little thicker than a captain's biscuit; they may be eaten with meat or cheese for breakfast, dinner, or supper. At tea they require a somewhat liberal allowance of butter, or they may be eaten with curd or with any soft cheese. It is important that the flour be prepared as directed above. If the cakes do not keep well or if they have not been well prepared, place them before the fire for ten minutes every day.

**Almond Pudding.**—Take two eggs, one-quarter of a pound

of almond flour, one-quarter of a pound of butter, and three tabloids of saccharin dissolved in a tablespoonful of brandy. Warm the butter, beat in the almond flour and the yolks of the eggs, and add the dissolved saccharin. Whip the whites into a stiff froth, and beat all together. Put into dariole molds and bake in a quick oven; serve with a little hot sauce made with dry sherry and saccharin.—(*Mrs. Hart.*)

**Almond Biscuit.**—To each ounce of almond flour add the whites of two eggs and salt to taste. Whip the whites to a stiff froth, add the almond flour, and beat well together. Put in buttered patty pans and bake in a moderately quick oven for from fifteen to twenty minutes. The whole must be done quickly, and baked as soon as the ingredients are mixed. This biscuit is a useful substitute for bread.—(*Mrs. Hart.*)

**Almond Cakes. No. 1.**—Take one pound of ground almonds, four eggs, two tablespoonfuls of milk, a pinch of salt. Beat up the eggs and stir in the almond flour; place in twelve flat tins and bake in a moderate oven for about fifteen minutes.—(*Saundby.*)

**Almond Cakes No. 2.**—Break up about one-quarter of a pound of sweet almonds in a stone mortar (or almond flour may be used). Put the flour into a linen bag, which should then be immersed for one-quarter of an hour in boiling water, acidulated with a little vinegar to remove the small amount of sugar from the almonds. Mix well with three ounces of butter and two eggs. Then the yolks of three eggs and a little salt are added, and the whole stirred briskly for some time. Beat the whites of three eggs to a fine froth and add to the mixture. The paste is then made into biscuits, smeared with butter, and baked with a gentle fire.—(*Seegen.*)

**Aleuronat Bread.**—Take about six or seven ounces of ordinary wheat flour and the same quantity of aleuronat powder; five ounces of the best butter; one teaspoonful of salt; three-quarters of an ounce of baking powder. The flour and the aleuronat are mixed in a warm dish, and the melted butter and milk (made lukewarm) are added gradually, followed by the salt, and finally by the baking-powder (one part of sodium carbonate and two parts of cream of tartar). The dough is well mixed, then molded into two loaves, and baked at a good heat.—(*Ebstein.*)

**Aleuronat and Almond Cakes.**—Three ounces of aleuronat; three ounces of almond flour; beat up one egg, and add about two teaspoonfuls of cream and a little water. Moisten the aleuronat with a little water containing saccharin and let it



stand for a few minutes ; then add the almond flour, the egg, the cream, and the water just as required to make a light paste. Spread on a tin. Cut into squares, and bake in a moderate oven for twenty minutes.—(*Williamson.*)

**Aleuronat Pancakes.**—Take one egg and beat it up in a little water and cream ; take two teaspoonfuls of aleuronat powder and half a teaspoonful of baking-powder and a little salt. Mix well, and then add gradually to the egg and cream and beat into a batter ; allow it to stand for five minutes. If it is too thick, add a little more cream and water. Fry in an ordinary frying-pan greased with a little lard. At the end of about eight minutes, when the under surface is browned, turn it over and continue to bake for five minutes longer.—(*Williamson.*)

**Aleuronat and Suet Pudding.**—This is a palatable and cheap dish. To make it take two ounces of aleuronat flour and two ounces of suet, one egg, a pinch of salt, and half a teaspoonful of baking-powder. Sprinkle a little aleuronat flour on a chopping-board and chop the suet on this part of the board. Then mix the remaining aleuronat with the suet in a dishpan. Add the salt and the baking powder. Beat up the egg in about three tablespoonfuls of water to which a little saccharin has been added. Add the egg gradually to this mixture, rubbing the whole mass well into a paste. It may be necessary to add a little more water. Drop into a tin pudding mold smeared with butter or lard, float it in a pan of water, and boil for two hours, taking care that the boiling water does not get into the mold ; or, better still, the pudding may be baked in the oven. Its taste is improved by the addition of half an ounce of almonds. A small quantity of red wine may serve as a sauce.—(*Williamson.*)

**Cocoanut Pancakes.**—Beat up one egg in two tablespoonfuls of milk, or, better, in a little cream and water, and add a pinch of salt. Then add two tablespoonfuls of cocoanut powder (freed from sugar). Allow this to stand for from five to ten minutes. Add a little more cream and water. Mix well until it is a little thicker than ordinary pancake batter. Put a little lard in the frying-pan and heat until the lard is just melted ; then drop in half of the mixture. Allow this to remain over a moderate fire for a few minutes—about five—until the under surface is brown ; then turn the cake over and heat for another five minutes. The other half of the mixture may be used for the second pancake.—(*Williamson.*)

**Cocoanut Cakes.**—Mix three tablespoonfuls of cocoanut powder into a paste with a little German yeast and water. The mixture should be allowed to remain by the fire or in a warm

place for about twenty minutes, or until fermentation occurs and it becomes "puffy." Then add a small quantity of a watery solution of saccharin. Beat up one egg, and add this with two teaspoonfuls of cream and a little water to the cocoanut paste. The whole should be well mixed, dropped into small tins, and baked in an oven for about thirty minutes.—(*Williamson.*)

**Cocoanut and Almond Cakes.**—To make these, the following ingredients are required: Three-quarters of a pound of the finest cocoanut powder, one-quarter of a pound of ground almonds, six eggs, and half a cupful of milk. Beat up the eggs and stir in the cocoanut and almond flour. Divide into sixteen flat tins, and bake for twenty-five minutes in a moderate oven.—(*Saundby.*)

**Cocoanut Pudding.**—Take three tablespoonfuls of cocoanut powder, mix with a little water and German yeast, and keep for twenty minutes in a warm place, so as to allow the small quantity of sugar present to decompose; add four tablespoonfuls of cream, one egg, a little salt, and half a pint of water sweetened with saccharin. Mix into a paste. Place in a dish greased with butter. Cook like rice pudding, in a slow oven for thirty minutes.—(*Williamson.*)

**Light Custard.**—Beat up well one egg; make a mixture of cream and water and boil; gradually add the boiled cream and water, while hot, to the egg, stirring with a spoon. Then place the mixture in a pan over the fire, and stir constantly until it becomes thick; then pour into a glass. It is important that the mixture should not be heated too much—*i. e.*, that it be not boiled—as the albumin would be coagulated. Flavor with cinnamon and sweeten with saxin or saccharin if desired.

**Cheese Cakes.**—Take one pint of milk, half a tablespoonful of rennet, one ounce of butter, two eggs, one tablespoonful of brandy, one-quarter of an ounce of almonds, and a little saccharin. Curdle the milk, and let it stand in a warm place until thoroughly set; tie a piece of muslin over a bowl and pour the milk over the muslin; let it stand until all the whey has been strained off. Beat the curd smooth, and add the butter and egg, well beaten, with the brandy, almonds, and saccharin. When well mixed pour into patty pans and bake for fifteen or twenty minutes.—(*Mrs. Hart.*)

**Stewed Lettuce.**—A well-grown head of lettuce should be selected. Boil this in plenty of water, taking care not to let it fall to pieces. When nearly done take it out of the water, drain, and place in a stewpan with a little rich brown gravy and allow it to simmer for twenty minutes.



**Inulin Biscuit.**—Put 50 gm. ( $1\frac{1}{2}$  oz.) of inulin in a large porcelain basin, place this over a hot-water bath, and with 30 c.c. (1 oz.) of milk and as much hot water as may be necessary, rub up into a smooth dough, into which the yolks of four eggs and a little salt have been mixed. To this add the whites of the four eggs, having first beaten them to a foam, and working them in carefully. Bake in tin molds smeared with butter. The taste of the biscuit may be improved by adding vanilla or other flavoring extract. Inulin is too expensive to be used by the average patient.

**Peanut Flour.**—This contains about 25 per cent. of carbohydrates. The peanut kernels should be boiled in water for half an hour to extract a portion of the oil which they contain. They should then be dried, and rolled into fine particles with a rolling-pin. Place the kernels in boiling water acidulated with tartaric acid or vinegar, in order (1) to extract saccharin elements; (2) overcome the taste and odor of the peanut; (3) to prevent emulsification of the remaining oil. When they have been thoroughly boiled in acidulated water, the ground kernels should be subjected to dry heat and then rolled into a fine flour. This flour may be made into a form of porridge with milk; bread and biscuits may also be baked from it; and it may be made into the form of a German pancake.—(*Stern.*)

**Home-made Substitute for Bread.**—Beat up thoroughly six eggs; add a teaspoonful of baking-powder or its chemical equivalent, and one-quarter of a teaspoonful of salt, and beat again. Pour this mixture into hot waffle-irons smeared with butter, and bake in a very hot oven. By way of variety almonds (powdered) may be added. These biscuits may be eaten hot with butter and cheese.

**Sugar-free Milk for Diabetic Feeding.**—Take 1 liter of skim milk, heat to a temperature of  $30^{\circ}$  C., and add 10 c.c. of glacial acetic acid, diluted with 100 c.c. of water. Mix, and allow the mixture to stand for about fifteen minutes. Collect the separated casein, and let it drain on very fine muslin, using no pressure. Remove the casein to a mortar, rub into a smooth paste, add  $\frac{1}{2}$  liter of distilled water, and strain as before. Repeat this washing of the casein twice. Transfer to a mortar, rub until quite smooth, and add  $2\frac{1}{2}$  gm. of potassium hydrate dissolved in 100 c.c. of water (or as much of the potassium hydrate as is necessary to make the product just alkaline to phenolphthalein). Add 100 gm. of ordinary Devonshire clotted cream, 5 gm. of gelatin, previously dissolved, 0.06 gm. (1 gr.) of saccharin, and water, at about  $38^{\circ}$  C., up to 1 liter. Lastly, strain through fine muslin.—(*Hutchinson.*)

## THE CHEMICAL COMPOSITION OF AMERICAN FOOD MATERIALS.

THE material in this section has been taken from the revised edition of Bulletin No. 28 of the Experiment Stations of the Department of Agriculture of the United States. This very valuable bulletin was prepared by W. O. Atwater and A. P. Bryant, and represents the best compilation of analyses of American food materials down to 1899. Only the averages have been abstracted from the tables; for ordinary purposes these will be found to be sufficient; for the complete tables the reader should refer to the original bulletin.

The earliest quantitative food analyses were made in 1795 by Pearson, in England, who analyzed potatoes. In 1805 Einhoff analyzed potatoes and rye. Later other workers gave various accounts of their work, but the great impetus to the study of food materials was given by Liebig and his followers, whose work was done chiefly in the period between 1840 and 1865. About 1864 Henneberg and his associates elaborated the so-called Weende method for proximate analysis. This method, with slight alterations, is used to-day wherever food analyses are made. "The methods followed in different countries agree so closely that for the last twenty years it has been possible to accept analyses by chemists in different parts of the world and compare them with one another without hesitation" (Atwater and Bryant). Since the establishment of the experiment stations an enormous amount of work has been done. The results given in the tables (on pp. 657-683) show the averages of thousands of analyses; these, together with the accompanying list, have been taken directly from Atwater and Bryant's publication.

### EXPLANATION OF TERMS.<sup>1</sup>

The terms used in reporting analyses of foods and feeding-stuffs need some explanation. Some of these terms have a technical meaning which is well recognized and understood by

<sup>1</sup> These definitions are quoted from Atwater and Bryant.



scientists, although the dictionaries and similar books of reference have not yet included these uses in their definitions. In other cases the same word has been used by scientists in different ways. The more usual terms are defined and explained below in the sense in which they are employed in the following table and the publications of the Experiment Stations of the United States Department of Agriculture.

#### COMPOSITION OF FOOD MATERIALS.

Ordinary food materials, such as meat, fish, eggs, potatoes, wheat, etc., consist of:

*Refuse.*—As the bones of meat and fish, shells of shellfish, skin of potatoes, bran of wheat, etc.

*Edible Portion.*—As the flesh of meat and fish, the white and yolk of eggs, wheat flour, etc. This edible portion consists of water (usually incorporated in the tissue and not visible as such), and nutritive ingredients or nutrients.

The principal kinds of nutritive ingredients are protein, fats, carbohydrates, and ash or mineral matters.

The water and refuse of various foods and the salt of salted meat and fish are called non-nutrients. In comparing the values of different food materials for nourishment they are left out of account.

*Protein.*—This term is used to include nominally the total nitrogenous substance of animal and vegetable food materials, exclusive of the so-called nitrogenous fats. Actually it is employed, in common usage, to designate the product of the total nitrogen by an empirical factor, generally 6.25.

This total nitrogenous substance consists of a great variety of chemical compounds, which are conveniently divided into two principal classes, proteids and non-proteids.

The term proteid, as here employed, includes: (1) The simple proteids, *e. g.*, albuminoids, globulins, and their derivatives, such as acid and alkali albumins, coagulated proteids, proteoses, and peptones; (2) the so-called combined or compound proteids; and (3) the so-called gelatinoids (sometimes called "glutinoids") which are characteristic of animal connective tissue.

The term albuminoids has long been used by European and American chemists and physiologists as a collective designation for the substances of the first two groups, though many apply it to all three of these groups. Of late a number of investi-

gators and writers have employed it as a special designation for compounds of the third class.<sup>1</sup>

The term non-proteid is here used synonymously with non-albuminoid, and includes nitrogenous animal and vegetable compounds of simpler constitution than the proteids. The most important animal compounds of this class are the so-called "nitrogenous extractives" of muscular and connective tissue, such as creatin, creatinin, xanthin, hypoxanthin, and allied cleavage products of the proteids. To some of these the term "meat bases" has been applied. The latter, with certain mineral salts (potassium phosphates, etc.), are the most important constituents of beef-tea and many commercial "meat extracts."

The non-proteid nitrogenous compounds in vegetable foods consist of amids and amido acids, of which asparagin and aspartic acid are familiar examples.

The ideal method of analysis of food materials would involve quantitative determinations of the amounts of each of the several kinds or groups of nitrogenous compounds. This, however, is seldom attempted. The common practice is to multiply the percentage of nitrogen by the factor 6.25 and take the product as representing the total nitrogenous substance. For many materials, animal and vegetable, this factor would be nearly correct for the proteids, which contain, on the average, not far from 16 per cent. of nitrogen, although the nitrogen content of the individual proteids is quite varied. The variations in the nitrogen of the non-proteids are wider, and they contain, on the average, more than 16 per cent. of nitrogen. It is evident, therefore, that the computation of the total nitrogenous substance in this way is by no means correct. In the flesh of meats and fish, which contain very little of carbohydrates, the nitrogenous substance is frequently estimated by difference—*i. e.*, by subtracting the ether extract and ash from the total water-free substance. While this method is not always correct, it is oftentimes more nearly so than the determination by use of the usual factor.

The distinction between protein and proteids is thus very sharp. The latter are definite chemical compounds, while the former is an entirely arbitrary term used to designate a group which is commonly assumed to include all of the nitrogenous matter of the food except the nitrogenous fats.

<sup>1</sup> United States Department of Agriculture, Office of Experiment Stations, Bulletin 65, p. 118.



In the tables herewith the common usage is followed, by which the protein is given as estimated by factor—*i. e.*, total nitrogen multiplied by 6.25. In the analyses of meats and fish, however, the figures for protein “by difference” are also given. Where the proteid and non-proteid nitrogenous matter have been estimated in a food material the proportions are indicated in a footnote.

*Fats.*—Under fats is included the total ether extract. Familiar examples of fat are fat of meat, fat of milk (butter), oil of corn, olive oil, etc. The ingredients of the “ether extract” of animal and vegetable foods and feeding-stuffs, which it is customary to group roughly as fats, include with the true fats various other substances, as fatty acids, lecithins (nitrogenous fats), and chlorophylls.

*Carbohydrates.*—Carbohydrates are usually determined by difference. They include sugars, starches, cellulose, gums, woody fiber, etc. In many instances separate determinations of one or more of these groups have been made. The determinations of “fiber” in vegetable foods—*i. e.*, substances allied to carbohydrates but insoluble in dilute acid and alkali, and somewhat similar to woody fiber—are given in a separate column.

The figures in parentheses in the crude-fiber column show the number of analyses in which the fiber was determined. The figures for “total carbohydrates” include the fiber, as well as sugars, starches, etc. Where the sugars or starches have been determined separately, footnotes are added giving the average results.

*Ash or Mineral Matters.*—Under this head are included phosphates, sulphates, chlorids, and other salts of potassium, sodium, magnesium, and other metallic elements. Where analyses of the mineral matters have been found they are added in the form of footnotes. These results usually give the percentage composition of the ash as produced by incineration rather than the proportions in which the different mineral ingredients occur in the food material.

*Fuel-value.*—By fuel-value is meant the number of calories of heat equivalent to the energy which it is assumed the body would be able to obtain from one pound of a given food material, provided the nutrients of the latter were completely digested. The fuel values of the different food materials are calculated by use of the factors of Rubner, which allow 4.1 calories for a gram of protein, the same for a gram of carbohydrates, and 9.3 calories per gram of fats. These amounts correspond to 18.6

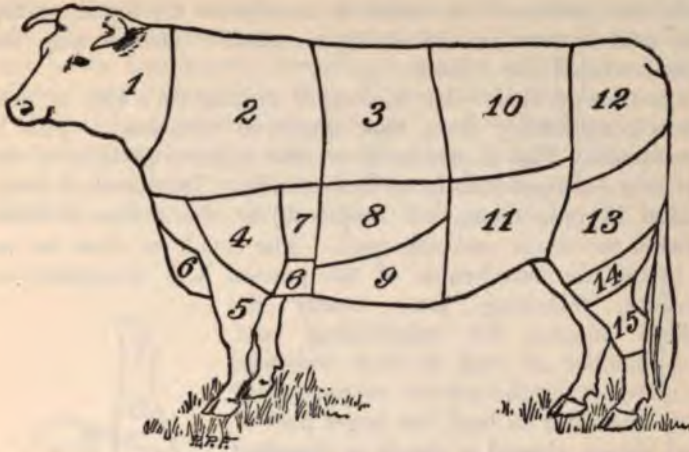
calories of energy for each hundredth of a pound of protein and of carbohydrates, and 42.2 calories for each hundredth of a pound of fat in the given food material. In the following tables the fuel-value per pound has been calculated by use of these factors. In these calculations the values of protein by factor have been used in all cases with the exception of salt cod and hen's eggs, in which the value of protein by difference was used.

### CUTS OF MEAT.

The methods of cutting sides of beef, veal, mutton, and pork into parts, and the terms used for the different "cuts," as these parts are commonly called, vary in different localities. The analyses here reported apply to cuts as indicated by the following diagrams. These show the positions of the different cuts, both in the live animal and in the dressed carcass as found in the markets. The lines of division between the different cuts will vary slightly, according to the usage of the local market, even where the general method of cutting is as here indicated. The names of the same cuts likewise vary in different parts of the country.

*The Cuts of Beef.*—The general method of cutting up a side of beef is illustrated in Fig. 1, which shows the relative position of the cuts in the animal and in a dressed side. The neck piece is frequently cut so as to include more of the chuck than is represented by the diagrams. The shoulder clod is usually cut without bone, while the shoulder (not indicated in diagram) would include more or less of the shoulder-blade and of the upper end of the fore shank. Shoulder steak is cut from the chuck. In many localities the plate is made to include all the parts of the fore-quarter designated on the diagrams as brisket, cross-ribs, plate and navel, and different portions of the plate, as thus cut, are spoken of as the "brisket end of plate" and "navel end of plate." This part of the animal is largely used for corning. The ribs are frequently divided into first, second, and third cuts, the latter lying nearest the chuck and being slightly less desirable than the former. The chuck is sometimes subdivided in a similar manner, the third cut of the chuck being nearest the neck. The names applied to different portions of the loin vary considerably in different localities. The part nearest the ribs is frequently called "small end of loin" or "short steak." The other end of the loin is called "hip sirloin" or "sirloin." Between the short and the sirloin





is a portion quite generally called the "tenderloin," for the reason that the real tenderloin, the very tender strip of meat lying inside the loin, is found most fully developed in this cut. Porterhouse steak is a term most frequently applied to either the short steak or the tenderloin. It is not uncommon to find the flank cut so as to include more of the loin than is indicated in the figures, in which case the upper portion is called "flank steak." The larger part of the flank is, however, very frequently corned, as is also the case with the rump. In some markets the rump is cut so as to include a portion of the loin, which is then sold as "rump steak." The portion of the round on the inside of the leg is regarded as more tender than that on the outside, and is frequently preferred to the latter. As the leg lies upon the butcher's



FIG. 1.—Diagrams of cuts of beef: 1, Neck; 2, chuck; 3, ribs; 4, shoulder-clod; 5, fore-shank; 6, brisket; 7, cross-ribs; 8, plate; 9, navel; 10, loin; 11, flank; 12, rump; 13, round; 14, second-cut round; 15, hind-shank.—(Atwater and Bryant, *Bulletin No. 28, Office of Experiment Stations, United States Department of Agriculture.*)

table this inside of the round is usually on the upper or top side, and is therefore called "top round." Occasionally the plate is called the "rattle."

*The Cuts of Veal.*—The method of cutting up a side of veal differs considerably from that employed with beef. This is illustrated by Fig. 2, which shows the relative position of the cuts in the animal and in a dressed side. The chuck is much smaller in proportion, and frequently no distinction is made between the chuck and the neck. The chuck is often cut so as to include considerable of the portion here designated as shoulder, following more nearly the method adopted for subdividing beef. The shoulder of veal as here indicated includes, besides the portion corresponding to the shoulder in beef, the larger part of what is here classed as chuck in the adult

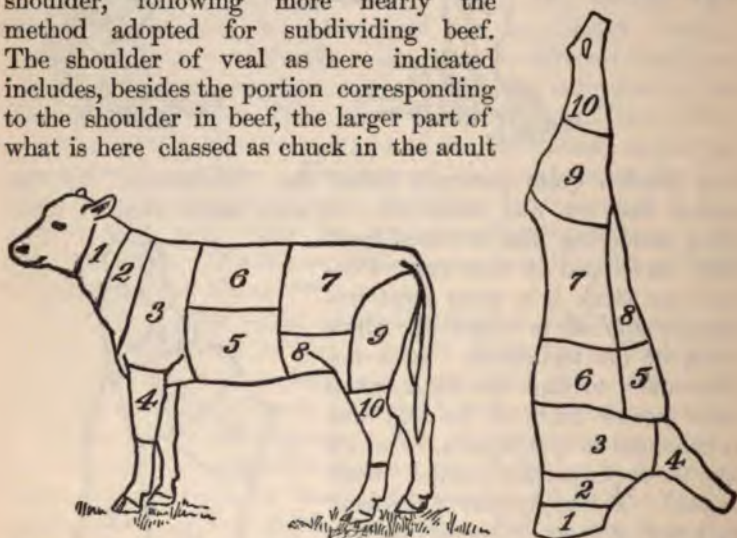


FIG. 2.—Diagrams of cuts of veal: 1, Neck; 2, chuck; 3, shoulder; 4, fore-shank; 5, breast; 6, ribs; 7, loin; 8, flank; 9, leg; 10, hind-shank.—(Atwater and Bryant, *Bulletin No. 28, Office of Experiment Stations, United States Department of Agriculture.*)

animal. The under part of fore-quarter, corresponding to the plate in the beef, is often designated as breast in the veal. The part of the veal corresponding to the rump of beef is here included with the loin, but is often cut to form part of the leg. In many localities the fore- and hind-shanks of veal are called the "knuckles."

*The Cuts of Lamb and Mutton.*—Fig. 3 shows the relative position of the cuts in a dressed side of mutton or lamb and in a live animal. The cuts in a side of lamb and mutton number but six, three in each quarter. The chuck includes the ribs as far as the end of the shoulder-blades, beyond which comes the



loin. The flank is made to include all the under side of the animal. Some butchers, however, make a larger number of cuts in the fore-quarter, including a portion of the cuts marked "loin" and "chuck" in Fig. 3, to make a cut designated as "rib," and a portion of the "flank" and "shoulder" to make a cut designated as "brisket." The term "chops" is ordinarily used to designate portions of either the loin, ribs, chuck or shoulder, which are either cut or "chopped" by the butcher

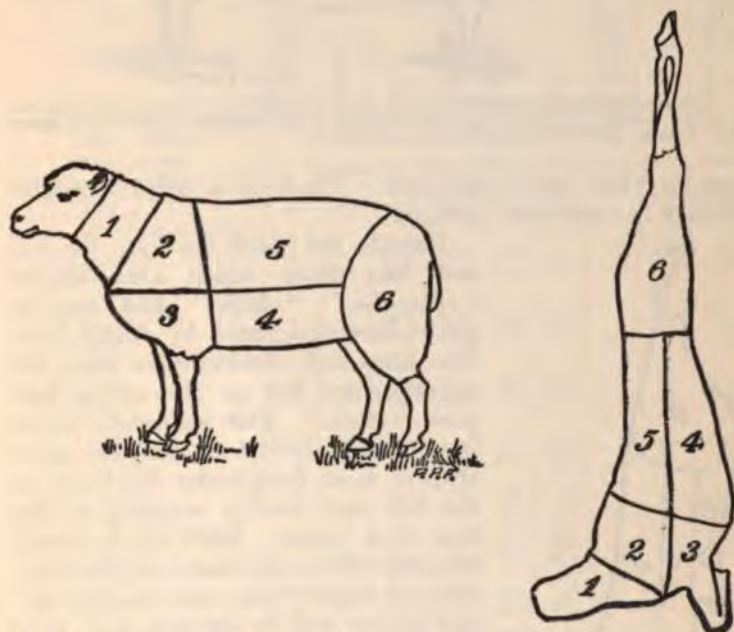


FIG. 3.—Diagrams of cuts of lamb and mutton: 1, Neck; 2, chuck; 3, shoulder; 4, flank; 5, loin; 6, leg.—(Atwater and Bryaut, *Bulletin No. 28, Office of Experiment Stations, United States Department of Agriculture.*)

into pieces suitable for frying or boiling. The chuck and ribs are sometimes called the "rack."

*The Cuts of Pork.*—The method of cutting up a side of pork differs considerably from that employed with other meats. A large portion of the carcass of a dressed pig consists of almost clear fat. This furnishes the cuts which are used for "salt pork" and bacon. Fig. 4 illustrates a common method of cutting up pork, showing the relative position of the cuts in the animal and in the dressed side. The cut designated as "back

cut" is almost clear fat, and is used for salting and pickling. The "middle cut" is the portion quite generally used for bacon

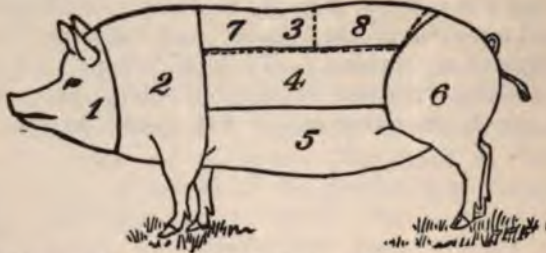


FIG. 4.—Diagrams of cuts of pork: 1, Head; 2, shoulder; 3, back; 4, middle cut; 5, belly; 6, ham; 7, ribs; 8, loin.—(Atwater and Bryant, *Bulletin No. 28, Office of Experiment Stations, United States Department of Agriculture.*)

and for "lean ends" salt pork. The belly is salted or pickled or may be made into sausages.

Beneath the "back cut" are the ribs and loin, from which are obtained "spareribs," "chops," and roasting pieces, here designated by dotted lines. The hams and shoulders are more frequently cured, but are also sold as fresh pork "steak." The tenderloin proper is a comparatively lean and very small strip of meat lying under the bones of the loin and usually weighing a fraction of a pound. Some fat is usually trimmed off from the hams and shoulders, which is called "ham and shoulder fat," and is often used for sausages, etc. What is called "leaf lard," at least in some localities, comes from the inside of the back. It is the kidney fat.



As stated above, cuts as shown in the diagrams herewith correspond to those of which analyses are reported in the tables beyond, but do not attempt to show the different methods of cutting followed in markets in different parts of the United States.



## CHEMICAL COMPOSITION OF AMERICAN FOOD MATERIALS.

(The figures given are the averages in each instance.)

Food materials.	Number of analyses.	Refuse.	Water.	Protein.		Fat.	Total carbohydrates.	Ash.	Fuel-value per pound.
				N × 6.25.	By difference.				
<b>ANIMAL FOOD.</b>									
<b>BEEF, FRESH.</b>									
Brisket, medium fat—									
Edible portion . . . . .	3		54.6	15.8	16.0	28.5		0.9	1495
As purchased . . . . .	3	23.3	41.6	12.0	12.2	22.3		0.6	1165
Chuck, including shoulder, lean—									
Edible portion . . . . .	2		71.3	20.2	19.5	8.2		1.0	720
As purchased . . . . .	2	19.5	57.4	16.3	15.7	6.6		0.8	580
Chuck, including shoulder, medium fat—									
Edible portion . . . . .	4		68.3	19.6	18.9	11.9		0.9	865
As purchased . . . . .	4	15.2	57.9	16.6	16.0	10.1		0.8	735
Chuck, including shoulder, fat—									
Edible portion . . . . .	4		62.3	18.5	18.0	18.8		0.9	1135
As purchased . . . . .	3	14.7	53.3	15.9	15.4	15.9		0.7	965
Chuck, including shoulder, very fat—									
Edible portion . . . . .	2		53.2	17.2	16.9	29.0		0.9	1555
As purchased . . . . .	2	22.8	40.8	13.3	13.0	22.7		0.7	1205
Chuck rib, lean—									
Edible portion . . . . .	11		71.3	19.5	19.4	8.3		1.0	715
As purchased . . . . .	11	22.7	55.1	15.1	15.0	6.4		0.8	550
Chuck rib, medium fat—									
Edible portion . . . . .	7		62.7	18.5	18.3	18.0		1.0	1105
As purchased . . . . .	7	16.3	52.6	15.5	15.3	15.0		0.8	920
Chuck rib, fat—									
Edible portion . . . . .	2		52.0	16.5	16.1	31.1		0.8	1620
As purchased . . . . .	2	10.2	46.8	14.8	14.4	27.9		0.7	1455
Flank, very lean—									
Edible portion . . . . .	3		70.7	25.9	24.8	3.3		1.2	620
As purchased . . . . .	3	3.5	68.2	24.9	23.9	3.3		1.1	605
Flank, lean—									
Edible portion . . . . .	3		67.3	20.8	19.9	11.3		1.0	865
As purchased . . . . .	3	1.4	66.9	20.5	19.7	11.0		1.0	845
Flank, medium fat—									
Edible portion . . . . .	5		60.2	18.9	17.9	21.0		0.9	1240
As purchased . . . . .	5	10.2	54.0	17.0	16.1	19.0		0.7	1115
Flank, fat—									
Edible portion . . . . .	3		54.2	17.1	16.6	28.4		0.8	1515
As purchased . . . . .	3	3.3	52.4	16.5	16.2	27.3		0.8	1480
Flank, very fat—									
Edible portion . . . . .	2		34.7	14.0	12.8	51.8		0.7	2445
As purchased . . . . .	2	6.0	33.0	13.2	12.0	48.3		0.7	2275
Loin, very lean—									
Edible portion . . . . .	3		70.8	24.6	24.2	3.7		1.3	615
As purchased . . . . .	3	23.0	54.6	18.8	18.5	3.0		0.9	475
Loin, lean—									
Edible portion . . . . .	12		67.0	19.7	19.3	12.7		1.0	900
As purchased . . . . .	11	13.1	58.2	17.1	16.7	11.1		0.9	785
Loin, medium fat—									
Edible portion . . . . .	32		60.6	18.5	18.2	20.2		1.0	1190
As purchased . . . . .	32	13.3	52.5	16.1	15.8	17.5		0.9	1040

## 658 CHEMICAL COMPOSITION OF AMERICAN FOODS.

Food materials.	Number of analyses.	Refuse.	Water.	Protein.		Fat.	Total carbohydrates.	Ash.	Fuel-value per pound.
				N × 6.25.	By difference.				
ANIMAL FOOD (Continued).									
BEEF, FRESH (Continued).									
Loin, fat—		<i>Per ct.</i>	<i>Per ct.</i>	<i>Per ct.</i>	<i>Per ct.</i>	<i>Per ct.</i>	<i>Per ct.</i>	<i>Per ct.</i>	<i>Cals.</i>
Edible portion . . . . .	6	..	54.7	17.5	16.8	27.6	..	0.9	1490
As purchased . . . . .	6	10.2	49.2	15.7	15.0	24.8	..	0.8	1305
Loin, very fat—									
Edible portion . . . . .	3	..	49.7	17.8	17.1	32.3	..	0.9	1695
As purchased . . . . .	3	9.7	44.9	16.0	15.5	29.1	..	0.8	1525
Loin, boneless strip, as purchased <sup>1</sup>	6	..	66.3	17.8	16.2	16.7	..	0.8	1035
Loin, sirloin butt, as purch'd <sup>1</sup>	6	..	62.5	19.7	18.9	17.7	..	0.9	1115
Loin, tenderloin, as purchased <sup>1</sup>	6	..	59.2	16.2	15.6	24.4	..	0.8	1330
Neck, very lean—									
Edible portion . . . . .	3	..	73.2	22.5	22.5	3.2	..	1.1	555
As purchased . . . . .	3	44.3	40.7	12.5	12.2	2.2	..	0.6	325
Neck, lean—									
Edible portion . . . . .	2	..	70.1	21.4	20.5	8.4	..	1.0	750
As purchased . . . . .	2	29.5	49.5	15.1	14.4	5.9	..	0.7	530
Neck, medium fat—									
Edible portion . . . . .	10	..	63.4	20.1	19.2	16.5	..	0.9	1070
As purchased . . . . .	10	27.6	45.9	14.5	13.9	11.9	..	0.7	770
Plate, very lean—									
Edible portion . . . . .	3	..	69.1	22.8	22.1	7.7	..	1.1	750
As purchased . . . . .	3	37.4	43.0	13.6	13.2	5.7	..	0.7	495
Plate, lean—									
Edible portion . . . . .	3	..	65.9	15.6	14.6	18.8	..	0.7	1085
As purchased . . . . .	3	17.3	54.4	13.0	12.2	15.5	..	0.6	895
Plate, medium fat—									
Edible portion . . . . .	7	..	54.4	16.5	15.7	29.1	..	0.8	1535
As purchased . . . . .	7	16.5	45.3	13.8	13.1	24.4	..	0.4	1285
Plate, fat—									
Edible portion . . . . .	3	..	45.2	14.6	14.2	39.8	..	0.8	1950
As purchased . . . . .	3	16.0	38.0	12.2	11.9	33.5	..	0.6	1640
Ribs, very lean—									
Edible portion . . . . .	4	..	70.9	25.0	24.4	3.5	..	1.2	615
As purchased . . . . .	4	23.3	54.2	19.4	18.9	2.7	..	0.9	475
Ribs, lean—									
Edible portion . . . . .	6	..	67.9	19.6	19.1	12.0	..	1.0	870
As purchased . . . . .	6	22.6	52.6	15.2	14.8	9.3	..	0.7	675
Ribs, medium fat—									
Edible portion . . . . .	15	..	55.5	17.5	17.0	26.6	..	0.9	1450
As purchased . . . . .	15	20.8	43.8	13.9	13.5	21.2	..	0.7	1155
Ribs, fat—									
Edible portion . . . . .	9	..	48.5	15.0	15.2	35.6	..	0.7	1780
As purchased . . . . .	8	16.8	39.6	12.7	12.4	30.6	..	0.6	1525
Rib rolls, very lean, as purchased	2	..	73.7	20.8	20.3	5.0	..	1.0	600
Rib rolls, lean, as purchased	3	..	69.0	20.2	19.5	10.5	..	1.0	820
Rib rolls, medium fat, as purchased	4	..	63.9	19.3	18.5	16.7	..	0.9	1065
Rib rolls, fat, as purchased	2	..	51.5	17.2	16.4	31.3	..	0.8	1640
Rib trimmings, all analyses—									
Edible portion . . . . .	11	..	54.7	16.9	16.1	28.4	..	0.8	1515
As purchased . . . . .	11	34.1	35.7	11.0	10.5	19.2	..	0.5	1015
Round, very lean—									
Edible portion . . . . .	6	..	78.6	22.6	22.3	2.8	..	1.3	540
As purchased . . . . .	6	10.6	65.9	20.2	19.9	2.4	..	1.2	475
Round, lean—									
Edible portion . . . . .	31	..	70.0	21.3	21.0	7.9	..	1.1	730
As purchased . . . . .	29	8.1	64.4	19.5	19.2	7.3	..	1.0	670
Round, medium fat—									
Edible portion . . . . .	18	..	65.5	20.3	19.8	13.6	..	1.1	950
As purchased . . . . .	14	7.2	60.7	19.0	18.3	12.8	..	1.0	895
Round, fat—									
Edible portion . . . . .	5	..	60.4	19.5	19.1	19.5	..	1.0	1185
As purchased . . . . .	3	12.0	54.0	17.5	17.1	16.1	..	0.8	1005

<sup>1</sup> All loin parts are included under analyses of "loin."



CHEMICAL COMPOSITION OF AMERICAN FOODS. 659

Food materials.	Number of analyses.	Refuse.	Water.	Protein.		Fat.	Total carbo- hydrates.	Ash.	Fuel-value per pound
				N × 6.25.	By differ- ence.				
ANIMAL FOOD (Continued).									
BEEF, FRESH (Continued).									
Round, very fat—		<i>Per ct.</i>	<i>Per ct.</i>	<i>Per ct.</i>	<i>Per ct.</i>	<i>Per ct.</i>	<i>Per ct.</i>	<i>Per ct.</i>	<i>Cals.</i>
Edible portion . . . . .	2	..	55.9	18.2	17.1	26.2	..	0.8	1445
As purchased . . . . .	2	11.4	49.6	16.1	15.2	23.1	..	0.7	1275
Round, second cut—									
Edible portion . . . . .	2	..	69.8	20.4	20.5	8.6	..	1.1	740
As purchased . . . . .	2	19.5	56.2	16.4	16.5	6.9	..	0.9	595
Rump, very lean—									
Edible portion . . . . .	4	..	71.2	23.0	22.5	5.1	..	1.2	645
As purchased . . . . .	4	14.3	60.9	19.5	19.1	4.6	..	1.1	555
Rump, lean—									
Edible portion . . . . .	4	..	65.7	20.9	19.6	13.7	..	1.0	965
As purchased . . . . .	3	14.0	56.6	19.1	17.5	11.0	..	0.9	820
Rump, medium fat—									
Edible portion . . . . .	10	..	56.7	17.4	16.9	25.5	..	0.9	1400
As purchased . . . . .	10	20.7	45.0	13.8	13.4	20.2	..	0.7	1110
Rump, fat—									
Edible portion . . . . .	5	..	47.1	16.8	16.4	35.7	..	0.8	1820
As purchased . . . . .	5	23.0	36.2	12.9	12.6	27.6	..	0.6	1405
Shank, fore, very lean—									
Edible portion . . . . .	4	..	74.4	22.1	21.7	2.8	..	1.1	530
As purchased . . . . .	4	44.1	41.6	12.3	12.1	1.6	..	0.6	295
Shank, fore, lean—									
Edible portion . . . . .	5	..	71.5	22.0	21.4	6.1	..	1.0	665
As purchased . . . . .	5	36.5	45.4	14.6	13.6	3.9	..	0.6	425
Shank, fore, medium fat—									
Edible portion . . . . .	5	..	67.9	20.4	19.6	11.6	..	0.9	870
As purchased . . . . .	5	36.9	42.9	12.8	12.3	7.3	..	0.6	545
Shank, hind, lean—									
Edible portion . . . . .	6	..	72.5	21.9	21.1	5.4	..	1.0	635
As purchased . . . . .	6	58.5	30.1	9.1	8.8	2.2	..	0.4	260
Shank, hind, medium fat—									
Edible portion . . . . .	6	..	67.8	20.9	19.8	11.5	..	0.9	875
As purchased . . . . .	6	53.9	31.3	9.6	9.1	5.3	..	0.4	405
Shoulder and clod, very lean—									
Edible portion . . . . .	4	..	76.1	21.3	21.5	1.3	..	1.1	450
As purchased . . . . .	4	23.3	58.3	16.3	16.5	1.0	..	0.9	345
Shoulder and clod, lean—									
Edible portion . . . . .	5	..	73.1	20.4	20.4	5.4	..	1.1	605
As purchased . . . . .	4	18.8	59.4	16.4	16.5	4.4	..	0.9	490
Shoulder and clod, medium fat—									
Edible portion . . . . .	14	..	68.3	19.6	19.3	11.3	..	1.1	840
As purchased . . . . .	12	16.4	56.8	16.4	16.1	9.8	..	0.9	720
Shoulder and clod, fat—									
Edible portion . . . . .	5	..	60.4	19.5	18.8	19.8	..	1.0	1200
As purchased . . . . .	3	11.9	52.8	17.7	16.7	17.7	..	0.9	1075
Forequarter, very lean—									
Edible portion . . . . .	2	..	74.1	22.1	21.3	3.6	..	1.0	565
As purchased . . . . .	2	30.3	51.5	15.4	14.8	2.7	..	0.9	400
Forequarter, lean—									
Edible portion . . . . .	4	..	68.6	18.9	18.4	12.2	..	0.8	865
As purchased . . . . .	4	22.3	53.3	14.7	14.3	9.5	..	0.6	675
Forequarter, medium fat—									
Edible portion . . . . .	10	..	60.4	17.9	17.3	21.4	..	0.9	1235
As purchased . . . . .	10	18.7	49.1	14.5	14.0	15.5	..	0.7	1010
Hind quarter, very lean—									
Edible portion . . . . .	2	..	72.0	24.0	23.3	3.5	..	1.2	595
As purchased . . . . .	2	21.0	56.9	19.0	18.4	2.8	..	0.9	470
Hind quarter, lean—									
Edible portion . . . . .	4	..	66.3	20.0	19.3	13.4	..	1.0	935
As purchased . . . . .	4	16.6	55.3	16.7	16.1	11.2	..	0.8	785
Hind quarter, medium fat—									
Edible portion . . . . .	11	..	59.8	18.3	17.7	21.6	..	0.9	1250
As purchased . . . . .	11	15.7	50.4	15.4	14.9	18.3	..	0.7	1060

<sup>1</sup> The "clod" usually contains no refuse.

660 CHEMICAL COMPOSITION OF AMERICAN FOODS.

Food materials.	Number of analyses.	Refuse.	Water.	Protein.		Fat.	Total carbohydrates.	Ash.	Fuel-value per pound.
				N × 6.25.	By difference.				
<b>ANIMAL FOOD (Continued).</b>									
<b>BEEF, FRESH (Continued).</b>									
Sides, very lean—		<i>Per ct.</i>	<i>Per ct.</i>	<i>Per ct.</i>	<i>Per ct.</i>	<i>Per ct.</i>	<i>Per ct.</i>	<i>Per ct.</i>	<i>Cals.</i>
Edible portion . . . . .	2	..	73.1	23.0	22.3	3.5	..	1.1	575
As purchased . . . . .	2	26.0	54.0	17.0	16.5	2.7	..	0.8	430
Sides, lean—									
Edible portion . . . . .	4	..	67.2	19.3	18.7	13.2	..	0.9	915
As purchased . . . . .	4	19.5	54.1	15.5	15.1	10.6	..	0.7	735
Sides, medium fat—									
Edible portion . . . . .	11	..	59.7	18.1	17.4	22.0	..	0.9	1265
As purchased . . . . .	11	17.4	49.4	14.8	14.4	18.1	..	0.7	1040
<b>BEEF ORGANS.</b>									
Brain, edible portion . . . . .	1	..	80.6	8.8	9.0	9.3	..	1.1	555
Heart, edible portion . . . . .	2	..	62.6	16.0	16.0	20.4	..	1.0	1160
Kidney, edible portion . . . . .	3	..	76.7	16.6	16.9	4.8	0.4	1.2	520
Beef liver, edible portion . . . . .	6	..	71.2	20.4	21.0	4.5	1.7	1.6	605
Lungs, as purchased . . . . .	1	..	79.7	16.4	16.1	3.2	..	1.0	440
Marrow, as purchased . . . . .	1	..	3.3	2.2	2.6	92.8	..	1.3	3955
Sweetbreads, as purchased . . . . .	1	..	70.9	16.8	15.4	12.1	..	1.6	825
Suet, as purchased . . . . .	9	..	13.7	4.7	4.2	81.5	..	0.3	3640
Tongue—									
Edible portion . . . . .	3	..	70.8	18.9	19.0	9.2	..	1.0	740
As purchased . . . . .	3	26.5	51.8	14.1	14.2	6.7	..	0.8	545
<b>BEEF, COOKED.</b>									
Scraps, as purchased . . . . .	2	..	23.2	21.4	21.6	51.7	..	3.5	2580
Roast, as purchased . . . . .	7	..	48.2	22.3	21.9	28.6	..	1.3	1620
Round steak, fat removed, as purchased . . . . .	18	..	63.0	27.6	27.5	7.7	..	1.8	840
Loin steak, tenderloin, broiled, edible portion . . . . .	6	..	54.8	23.5	23.6	20.4	..	1.2	1300
Sandwich meat, as purchased . . . . .	3	..	58.3	28.0	27.9	11.0	..	2.8	985
<b>BEEF, CANNED.</b>									
Boiled beef, as purchased . . . . .	1	..	51.8	25.5	24.4	22.5	..	1.3	1425
Cheek, ox, as purchased . . . . .	1	..	66.1	22.2	22.3	8.4	..	3.2	765
Chili-con-carne, as purch'd . . . . .	1	..	75.4	13.3	13.3	4.5	4.0	2.7	515
Collops, minced, as purch'd . . . . .	1	..	72.3	17.8	17.9	6.8	1.1	1.9	640
Corned beef . . . . .	15	..	51.8	26.3	25.5	18.7	..	4.0	1280
Dried beef, as purchased . . . . .	2	..	44.8	39.2	38.6	5.4	..	11.2	960
Kidneys, stewed, as purch'd . . . . .	2	..	71.9	18.4	..	5.1	2.1	2.5	600
Roast beef, as purchased . . . . .	4	..	58.9	25.9	25.0	14.8	..	1.3	1105
Rump steak, as purchased . . . . .	1	..	56.3	24.3	23.5	18.7	..	1.5	1240
Sweetbreads, as purchased . . . . .	1	..	69.0	20.2	19.5	9.5	..	2.0	775
Tongue, ground, as purch'd . . . . .	6	..	49.9	21.4	21.0	25.1	..	4.0	1455
Tongue, whole, as purchased . . . . .	5	..	51.3	19.5	21.5	23.2	..	4.0	1340
Tripe, as purchased . . . . .	2	..	74.6	16.8	16.4	8.5	..	0.5	670
<b>BEEF, CORNED AND PICKLED.</b>									
Flank—									
Edible portion . . . . .	2	..	49.9	14.6	14.2	33.0	..	2.9	1665
As purchased . . . . .	2	12.1	43.7	12.9	12.4	29.2	..	2.6	1470
Rump—									
Edible portion . . . . .	3	..	58.1	15.3	15.3	23.3	..	3.3	1270
As purchased . . . . .	3	6.0	54.5	14.3	14.4	22.0	..	3.1	1195
Mess beef, salted—									
Edible portion . . . . .	2	..	37.0	12.6	12.0	44.5	..	6.5	2110
As purchased . . . . .	2	10.5	33.0	11.2	10.7	39.9	..	5.9	1890
Corned beef—									
Edible portion . . . . .	10	..	58.6	15.6	15.3	26.2	..	4.9	1395
As purchased . . . . .	10	8.4	49.2	14.3	14.0	23.8	..	4.6	1271
Tongues, pickled—									
Edible portion . . . . .	2	..	62.3	12.8	12.5	20.5	..	4.7	1105
As purchased . . . . .	2	6.0	58.9	11.9	11.6	19.2	..	4.3	1030
Tripe, as purchased . . . . .	4	..	86.5	11.7	11.8	1.2	0.2	0.3	270



CHEMICAL COMPOSITION OF AMERICAN FOODS. 661

Food materials	Number of analyses.	Refuse.	Water.	Protein.		Fat.	Total carbohydrates.	Ash.	Fuel-value per pound.
				N × 6.25.	By difference.				
<b>ANIMAL FOOD (Continued).</b>									
<b>BEEF, DRIED, ETC.</b>									
Dried, salted, and smoked—		<i>Per ct.</i>	<i>Per ct.</i>	<i>Per ct.</i>	<i>Per ct.</i>	<i>Per ct.</i>	<i>Per ct.</i>	<i>Per ct.</i>	<i>Cal.</i>
Edible portion . . . . .	7	. .	54.3	30.0	29.7	6.5	( <sup>9</sup> )4	9.1	840
As purchased . . . . .	2	4.7	53.7	26.4	25.8	6.9	. .	8.9	780
<b>VEAL, FRESH.</b>									
Breast, lean—									
Edible portion . . . . .	3	. .	70.3	21.2	20.7	8.0	. .	1.0	730
As purchased . . . . .	3	23.4	54.0	15.7	16.1	6.2	. .	0.7	560
Breast, medium fat—									
Edible portion . . . . .	5	. .	66.4	19.4	18.8	13.8	. .	1.0	930
As purchased . . . . .	5	20.6	52.7	15.6	14.9	11.0	. .	0.8	740
Chuck, medium fat—									
Edible portion . . . . .	6	. .	73.3	19.7	19.2	6.5	. .	1.0	640
As purchased . . . . .	6	18.9	59.5	16.0	15.6	5.2	. .	0.8	515
Flank, medium fat, as purchased . . . . .	5	. .	68.9	20.5	19.7	10.4	. .	1.0	820
Leg, lean—									
Edible portion . . . . .	9	. .	73.5	21.3	21.2	4.1	. .	1.2	570
As purchased . . . . .	9	9.1	66.8	19.4	19.3	3.7	. .	1.1	520
Leg, medium fat—									
Edible portion . . . . .	10	. .	70.0	20.2	19.8	9.0	. .	1.2	755
As purchased . . . . .	9	14.2	60.1	15.5	16.9	7.9	. .	0.9	620
Leg, cutlets—									
Edible portion . . . . .	3	. .	70.7	20.3	20.5	7.7	. .	1.1	705
As purchased . . . . .	3	3.4	68.3	20.1	19.8	7.5	. .	1.0	690
Loin, lean—									
Edible portion . . . . .	5	. .	73.3	20.4	19.9	5.6	. .	1.2	615
As purchased . . . . .	5	22.0	57.1	15.9	15.6	4.4	. .	0.9	480
Loin, medium fat—									
Edible portion . . . . .	6	. .	69.0	19.9	19.2	10.8	. .	1.0	825
As purchased . . . . .	6	16.5	57.6	16.6	16.0	9.0	. .	0.9	690
Loin, fat—									
Edible portion . . . . .	2	. .	61.6	18.7	18.5	18.9	. .	1.0	1145
As purchased . . . . .	2	18.3	50.4	15.3	15.1	15.4	. .	0.8	935
Neck—									
Edible portion . . . . .	6	. .	72.6	20.3	19.5	6.9	. .	1.0	670
As purchased . . . . .	6	31.5	49.9	13.9	13.3	4.6	. .	0.7	455
Rib, medium fat—									
Edible portion . . . . .	9	. .	72.7	20.7	20.1	6.1	. .	1.1	640
As purchased . . . . .	9	25.3	54.3	15.5	15.0	4.6	. .	0.8	480
Rib, fat—									
Edible portion . . . . .	3	. .	60.9	18.7	18.8	19.3	. .	1.0	1160
As purchased . . . . .	3	24.3	46.2	14.2	14.2	14.5	. .	0.8	875
Shank, fore—									
Edible portion . . . . .	6	. .	74.0	20.7	19.8	5.2	. .	1.0	605
As purchased . . . . .	6	40.4	44.1	12.2	11.8	3.1	. .	0.6	360
Shank, hind, medium fat—									
Edible portion . . . . .	6	. .	74.5	20.7	19.9	4.6	. .	1.0	580
As purchased . . . . .	6	62.7	27.8	7.7	7.4	1.7	. .	0.4	215
Shoulder, lean—									
Edible portion . . . . .	2	. .	73.4	20.7	20.7	4.6	. .	1.3	580
As purchased . . . . .	2	18.3	59.9	16.9	16.9	3.9	. .	1.0	480
Shoulder and flank, medium fat—									
Edible portion . . . . .	2	. .	65.2	19.7	19.3	14.4	. .	1.1	975
As purchased . . . . .	2	23.0	50.2	15.1	14.9	11.0	. .	0.9	745
Forequarter—									
Edible portion . . . . .	6	. .	71.7	20.0	19.4	8.0	. .	0.9	710
As purchased . . . . .	6	24.5	54.2	15.1	14.6	6.0	. .	0.7	535
Hind quarter—									
Edible portion . . . . .	6	. .	70.9	20.7	19.8	8.3	. .	1.0	735
As purchased . . . . .	6	20.7	56.2	16.2	15.7	6.6	. .	0.8	580
Side, with kidney, fat and tallow—									
Edible portion . . . . .	6	. .	71.3	20.2	19.6	8.1	. .	1.0	715
As purchased . . . . .	6	22.6	55.2	15.6	15.1	6.3	. .	0.8	555

662 CHEMICAL COMPOSITION OF AMERICAN FOODS.

Food materials.	Number of analyses.	Refuse.	Water.	Protein.		Fat.	Total carbohydrates.	Ash.	Fuel-value per pound.
				N × 6.25.	By difference.				
		Per ct.	Per ct.	Per ct.	Per ct.	Per ct.	Per ct.	Per ct.	Cals.
<b>ANIMAL FOOD (Continued).</b>									
<b>VEAL ORGANS.</b>									
Kidneys, as purchased . . . .	2	..	75.8	16.9	16.5	6.4	..	1.3	585
Liver, as purchased . . . . .	2	..	73.0	19.0	20.4	5.3	..	1.3	575
<b>LAMB, FRESH.</b>									
<b>Breast or chuck—</b>									
Edible portion . . . . .	1	..	56.2	19.1	19.2	23.6	..	1.0	1350
As purchased . . . . .	1	19.1	45.5	15.4	15.5	19.1	..	0.8	1090
<b>Leg, hind, medium fat—</b>									
Edible portion . . . . .	2	..	63.9	19.2	18.5	16.5	..	1.1	1055
As purchased . . . . .	2	17.4	52.9	15.9	15.2	13.6	..	0.9	870
<b>Loin, without kidney and tallow—</b>									
Edible portion . . . . .	4	..	53.1	18.7	17.5	28.3	..	1.0	1540
As purchased . . . . .	4	14.8	45.3	16.0	15.0	24.1	..	0.8	1315
<b>Shoulder—</b>									
Edible portion . . . . .	1	..	51.8	18.1	17.5	29.7	..	1.0	1590
As purchased . . . . .	1	20.3	41.3	14.4	14.0	23.6	..	0.8	1265
<b>Forequarter—</b>									
Edible portion . . . . .	1	..	55.1	18.3	18.1	25.8	..	1.0	1430
As purchased . . . . .	1	18.5	44.7	14.9	14.7	21.0	..	0.8	1165
<b>Hind quarter—</b>									
Edible portion . . . . .	1	..	60.9	19.6	19.0	19.1	..	1.0	1170
As purchased . . . . .	1	15.7	51.3	16.5	16.0	16.1	..	0.9	985
<b>Side, without tallow—</b>									
Edible portion . . . . .	3	..	58.2	17.6	17.6	23.1	..	1.1	1300
As purchased . . . . .	3	19.3	47.0	14.1	14.2	18.7	..	0.8	1055
<b>LAMB, COOKED.</b>									
Chops, broiled, edible portion	4	..	47.6	21.7	21.2	29.9	..	1.3	1665
<b>MUTTON, FRESH.</b>									
<b>Chuck, medium fat—</b>									
Edible portion . . . . .	6	..	50.9	15.1	14.6	33.6	..	0.9	1700
As purchased . . . . .	6	21.3	39.9	11.9	11.5	26.7	..	0.6	1350
<b>Chuck, fat—</b>									
Edible portion . . . . .	2	..	40.6	13.9	13.7	44.9	..	0.8	2155
As purchased . . . . .	2	16.5	33.8	11.6	11.5	37.5	..	0.7	1800
<b>Flank, medium fat—</b>									
Edible portion . . . . .	8	..	46.2	15.2	14.8	38.3	..	0.7	1900
As purchased . . . . .	2	9.9	39.0	13.8	13.6	36.9	..	0.6	1815
Flank, very fat, as purchased	2	..	28.9	10.7	10.7	59.8	..	0.6	2725
<b>Leg, hind, lean—</b>									
Edible portion . . . . .	3	..	67.4	19.8	19.1	12.4	..	1.1	890
As purchased . . . . .	3	16.8	56.1	16.5	15.9	10.3	..	0.9	740
<b>Leg, hind, medium fat—</b>									
Edible portion . . . . .	11	..	62.8	18.5	18.2	18.0	..	1.0	1105
As purchased . . . . .	11	18.4	51.2	15.1	14.9	14.7	..	0.8	900
<b>Loin, without kidney or tallow, medium fat—</b>									
Edible portion . . . . .	13	..	50.2	16.0	15.9	33.1	..	0.8	1695
As purchased . . . . .	12	16.0	42.0	13.5	13.0	28.3	..	0.7	1445
<b>Loin, without kidney or tallow, fat—</b>									
Edible portion . . . . .	3	..	43.3	14.7	14.2	41.7	..	0.8	2085
As purchased . . . . .	3	11.7	38.3	13.0	12.5	36.8	..	0.7	1795
<b>Neck, medium fat—</b>									
Edible portion . . . . .	10	..	58.1	16.9	16.3	24.6	..	1.0	1355
As purchased . . . . .	10	27.4	42.1	12.3	11.9	17.9	..	0.7	985
<b>Shoulder, medium fat—</b>									
Edible portion . . . . .	7	..	61.9	17.7	17.3	19.9	..	0.9	1170
As purchased . . . . .	7	22.5	47.9	13.7	13.4	15.5	..	0.7	910
<b>Forequarter—</b>									
Edible portion . . . . .	10	..	52.9	15.6	15.3	30.9	..	0.9	1595
As purchased . . . . .	10	21.2	41.6	12.3	12.0	24.5	..	0.7	1285
<b>Hind quarter—</b>									
Edible portion . . . . .	10	..	54.8	16.7	16.3	28.1	..	0.8	1495



CHEMICAL COMPOSITION OF AMERICAN FOODS. 663

Food materials.	Number of analyses.	Refuse.	Water.	Protein.		Fat.	Total carbohydrates.	Ash.	Fuel-value per pound.
				N × 6.25.	By difference.				
ANIMAL FOOD (Continued).									
MUTTON, FRESH (Continued).									
Hind quarter (Continued)—		<i>Per ct.</i>	<i>Per ct.</i>	<i>Per ct.</i>	<i>Per ct.</i>	<i>Per ct.</i>	<i>Per ct.</i>	<i>Per ct.</i>	<i>Cals.</i>
As purchased . . . . .	10	17.2	45.4	13.8	13.5	23.2	..	0.7	1235
Side, including tallow—									
Edible portion . . . . .	25	..	54.2	16.3	16.0	28.9	..	0.9	1520
As purchased . . . . .	25	18.1	45.4	13.0	12.7	23.1	..	0.7	1215
Side, not including tallow—									
Edible portion . . . . .	10	..	53.6	16.2	15.8	29.8	..	0.8	1560
As purchased . . . . .	10	19.3	45.3	13.0	12.7	24.0	..	0.7	1255
MUTTON, COOKED.									
Mutton, leg roast, edible portion . . . . .	2	..	50.9	25.0	25.3	22.6	..	1.2	1420
MUTTON, ORGANS.									
Heart, as purchased . . . . .	2	..	69.5	16.9	17.0	12.6	..	0.9	845
Kidney fat, as purchased . . . . .	2	..	3.4	1.8	1.1	95.4	..	0.1	4060
Liver, as purchased . . . . .	2	..	61.2	23.1	..	9.0	5.0	1.7	905
Lungs, as purchased . . . . .	2	..	75.9	20.2	20.1	2.8	..	1.2	495
MUTTON, CANNED.									
Corned, as purchased . . . . .	1	..	45.8	28.8	27.2	22.8	..	4.2	1500
Tongue, as purchased . . . . .	1	..	47.6	24.4	23.6	24.0	..	4.8	1465
PORK, FRESH.									
Chuck ribs and shoulder—									
Edible portion . . . . .	2	..	51.1	17.3	16.9	31.1	..	0.9	1635
As purchased . . . . .	2	18.1	41.8	14.1	13.8	25.5	..	0.8	1340
Flank—									
Edible portion . . . . .	3	..	59.0	18.5	17.8	22.2	..	1.0	1280
As purchased . . . . .	3	18.0	48.5	15.1	14.2	18.6	..	0.7	1065
Ham, fresh, lean—									
Edible portion . . . . .	2	..	60.0	25.0	24.3	14.4	..	1.3	1075
As purchased . . . . .	2	0.9	59.4	24.8	24.2	14.2	..	1.3	1060
Ham, fresh, medium fat—									
Edible portion . . . . .	10	..	53.9	15.3	16.4	28.9	..	0.8	1505
As purchased . . . . .	10	10.7	48.0	13.5	14.6	25.9	..	0.8	1345
Ham, fresh, fat—									
Edible portion . . . . .	5	..	38.7	12.4	10.6	50.0	..	0.7	2345
As purchased . . . . .	5	13.2	33.6	10.7	9.2	43.5	..	0.5	2035
Head—									
Edible portion . . . . .	3	..	45.3	13.4	12.7	41.3	..	0.7	1990
As purchased . . . . .	3	68.4	13.8	4.1	3.8	13.8	..	0.2	660
Head cheese, edible portion	3	..	43.3	19.5	16.9	33.8	..	3.3	1790
Loin (chops), medium fat—									
Edible portion . . . . .	19	..	52.0	16.6	16.9	30.1	..	1.0	1580
As purchased . . . . .	19	19.7	41.8	13.4	13.5	24.2	..	0.8	1270
Loin (chops), fat—									
Edible portion . . . . .	4	..	41.8	14.5	13.1	44.4	..	0.7	2145
As purchased . . . . .	4	16.5	34.8	11.9	10.9	37.2	..	0.6	1790
Loin, tenderloin, as purch'd	11	..	66.5	18.9	19.5	13.0	..	1.0	900
Middle cuts—									
Edible portion . . . . .	3	..	48.2	15.7	14.8	36.3	..	0.7	1825
As purchased . . . . .	3	19.7	38.6	12.7	12.1	28.9	..	0.7	1455
Shoulder—									
Edible portion . . . . .	19	..	51.2	13.3	13.8	34.2	..	0.8	1690
As purchased . . . . .	19	12.4	44.9	12.0	12.2	29.8	..	0.7	1480
Side, lard and other fat included—									
Edible portion . . . . .	3	..	29.4	9.4	8.5	61.7	..	0.4	2780
As purchased . . . . .	3	11.2	26.1	8.3	7.5	54.8	..	0.4	2465
Side, not including lard and kidney—									
Edible portion . . . . .	11	..	34.4	9.1	9.8	55.3	..	0.5	2505
As purchased . . . . .	11	11.5	30.4	8.6	8.6	49.0	..	0.5	2215
Clear backs—									
Edible portion . . . . .	8	..	25.1	6.4	6.9	67.6	..	0.4	2970
As purchased . . . . .	8	5.7	23.7	6.0	6.4	63.8	..	0.4	2805

## 664 CHEMICAL COMPOSITION OF AMERICAN FOODS.

Food materials.	Number of analyses.	Refuse.	Water.	Protein.		Fat.	Total carbo- hydrates.	Ash.	Fuel-value per pound.
				N × 6.25.	By differ- ence.				
<b>ANIMAL FOOD (Continued).</b>									
<b>PORK, FRESH (Continued).</b>									
Clear bellies—		<i>Per ct.</i>	<i>Per ct.</i>	<i>Per ct.</i>	<i>Per ct.</i>	<i>Per ct.</i>	<i>Per ct.</i>	<i>Per ct.</i>	<i>Cals.</i>
Edible portion . . . . .	8	..	31.4	6.9	7.8	60.4	..	0.4	2675
As purchased . . . . .	8	6.2	29.5	6.5	7.3	56.6	..	0.4	2510
Back fat, as purchased . . . . .	3	..	7.7	3.6	2.3	89.9	..	0.1	3860
Belly fat, as purchased . . . . .	3	..	13.8	5.2	4.1	81.9	..	0.2	3555
Ham fat, as purchased . . . . .	3	..	9.1	3.5	2.7	88.0	..	0.2	3780
Jowl fat, as purchased . . . . .	3	..	16.0	5.9	5.0	78.8	..	0.2	3435
Feet—									
Edible portion . . . . .	8	..	55.4	15.8	17.5	26.3	..	0.8	1405
As purchased . . . . .	8	74.1	14.3	4.1	4.5	6.9	..	0.2	365
Tails—									
Edible portion . . . . .	8	..	17.4	4.8	5.2	77.1	..	0.3	3340
As purchased . . . . .	8	13.3	15.0	4.1	4.5	66.9	..	0.3	2900
Trimmings—									
Edible portion . . . . .	8	..	23.3	5.4	6.2	70.2	..	0.3	3060
As purchased . . . . .	8	7.4	21.6	5.0	5.7	65.0	..	0.3	2835
<b>PORK ORGANS, ETC.</b>									
Kidneys, as purchased . . . . .	2	..	77.8	15.5	16.2	4.8	..	1.2	490
Liver, as purchased . . . . .	1	..	71.4	21.3	21.3	4.5	1.4	1.4	615
Marrow, as purchased . . . . .	6	..	14.6	2.3	4.2	81.2	..	..	3470
<b>PORK, PICKLED, SALTED, AND SMOKED.</b>									
Ham, smoked, lean—									
Edible portion . . . . .	3	..	53.5	19.8	20.2	20.8	..	5.5	1245
As purchased . . . . .	3	11.5	47.2	17.5	17.9	18.5	..	4.9	1105
Ham, smoked, medium fat—									
Edible portion . . . . .	14	..	40.3	16.3	16.1	38.8	..	4.8	1940
As purchased . . . . .	14	13.6	34.8	14.2	14.0	33.4	..	4.2	1675
Ham, smoked, fat—									
Edible portion . . . . .	4	..	27.9	14.8	16.1	52.3	..	3.7	2485
As purchased . . . . .	2	3.4	25.2	12.4	14.2	53.7	..	3.5	2495
Ham, smoked, boiled, as purchased . . . . .	2	..	51.3	20.2	20.2	22.4	..	6.1	1320
Ham, smoked, fried, as purchased . . . . .	1	..	36.6	22.2	24.4	33.2	..	5.8	1815
Ham, boneless, raw—									
Edible portion . . . . .	4	..	50.1	14.9	15.4	28.5	..	6.0	1480
As purchased . . . . .	4	3.3	48.5	14.3	14.9	27.5	..	5.8	1425
Ham, luncheon, cooked—									
Edible portion . . . . .	2	..	49.2	22.5	24.0	21.0	..	5.8	1305
As purchased . . . . .	2	2.1	48.1	22.1	23.5	20.6	..	5.7	1280
Shoulder, smoked, medium fat—									
Edible portion . . . . .	3	..	45.0	15.9	15.8	32.5	..	6.7	1665
As purchased . . . . .	3	18.2	36.8	13.0	12.9	26.6	..	5.5	1365
Shoulder, smoked, fat—									
Edible portion . . . . .	2	..	26.5	15.1	14.7	53.6	..	5.2	2545
As purchased . . . . .	2	20.0	21.4	12.1	11.8	42.6	..	4.2	2020
Pigs' tongues, pickled—									
Edible portion . . . . .	2	..	58.6	17.7	18.0	19.8	..	3.6	1165
As purchased . . . . .	2	3.2	56.8	17.1	17.5	19.1	..	3.4	1125
Pigs' feet, pickled—									
Edible portion . . . . .	2	..	68.2	16.3	16.1	14.8	..	0.9	930
As purchased . . . . .	2	35.5	44.6	10.2	10.0	9.3	..	0.6	585
Dry-salted backs—									
Edible portion . . . . .	2	..	17.3	7.7	7.2	72.7	..	2.8	3210
As purchased . . . . .	2	8.1	15.9	7.1	6.5	66.8	..	2.7	2950
Dry-salted bellies—									
Edible portion . . . . .	2	..	17.7	8.4	6.7	72.2	..	3.4	3200
As purchased . . . . .	2	8.2	16.2	7.7	6.2	66.2	..	3.2	2935
Salt pork, clear fat, as purchased . . . . .	7	..	7.9	1.9	2.0	86.2	..	3.9	3670
Salt pork, lean ends—									
Edible portion . . . . .	4	..	19.9	8.4	7.3	67.1	..	5.7	2985
As purchased . . . . .	4	11.2	17.6	7.4	6.5	59.6	..	5.1	2655



CHEMICAL COMPOSITION OF AMERICAN FOODS. 665

Food materials.	Number of analyses.	Refuse.	Water.	Protein.		Fat.	Total carbo-hydrates.	Ash.	Fuel-value per pound.
				N × 6.25.	By differ-ence.				
<b>ANIMAL FOOD (Continued).</b>									
<b>PORK, PICKLED, SALTED, AND SMOKED (Continued).</b>									
Bacon, smoked, lean—		<i>Per ct.</i>	<i>Per ct.</i>	<i>Per ct.</i>	<i>Per ct.</i>	<i>Per ct.</i>	<i>Per ct.</i>	<i>Per ct.</i>	<i>Cals.</i>
Edible portion . . . . .	2	..	31.8	15.5	14.6	42.6	..	11.0	2085
As purchased . . . . .	2	..	17.0	26.5	13.0	12.3	..	8.7	1740
Bacon, smoked, medium fat—									
Edible portion . . . . .	17	..	18.8	9.9	9.4	67.4	..	4.4	3030
As purchased . . . . .	17	7.7	17.4	9.1	8.6	62.2	..	4.1	2795
Ribs, cooked, as purchased . .	1	..	33.6	24.8	26.6	37.6	..	2.2	2050
Steak, cooked, as purchased . .	1	..	33.2	..	19.9	45.4	..	1.5	2285
<b>PORK, CANNED.</b>									
Brawn, boars' brains, as purchased . . . . .	2	..	49.0	25.2	23.4	23.0	..	4.6	1440
Boars' heads, as purchased . . . .	2	..	55.3	20.7	19.2	22.2	..	3.3	1320
Ham, deviled, as purchased . . . .	6	..	44.1	19.0	18.5	34.1	..	3.3	1790
<b>SAUSAGE.</b>									
Arles—									
Edible portion . . . . .	1	..	17.2	26.8	24.9	50.6	..	7.3	2635
As purchased . . . . .	1	5.2	16.3	25.4	23.6	48.0	..	6.9	2495
Banquet—									
Edible portion . . . . .	1	..	62.7	18.3	17.9	15.7	..	3.7	1095
As purchased . . . . .	1	1.6	61.7	18.0	17.7	15.4	..	3.6	985
Bologna—									
Edible portion . . . . .	8	..	60.0	18.7	18.4	17.6	0.3	3.7	1095
As purchased . . . . .	4	3.3	55.2	18.2	18.0	19.7	..	3.8	1170
Farmer—									
Edible portion . . . . .	1	..	23.2	29.0	27.2	42.0	..	7.6	2310
As purchased . . . . .	1	3.9	22.2	27.9	26.2	40.4	..	7.3	2225
Frankfort, as purchased . . . . .	8	..	57.2	19.6	19.7	18.6	1.1	3.4	1170
Holsteiner—									
Edible portion . . . . .	1	..	25.6	29.4	29.4	37.3	3.4	4.3	2220
As purchased . . . . .	1	2.2	25.1	28.7	28.7	36.5	3.3	4.2	2135
Lyons, pure ham—									
Edible portion . . . . .	1	..	32.5	32.3	32.3	27.2	..	8.0	1750
As purchased . . . . .	1	10.0	29.2	29.1	29.1	24.5	..	7.2	1575
Pork, as purchased . . . . .	11	..	39.8	13.0	12.7	44.2	1.1	2.2	2125
Pork sausage meat, as purchased .	1	..	46.2	17.4	17.9	32.5	..	3.4	1695
Pork and beef chopped together, as purchased . . . . .	1	..	55.4	19.4	19.5	24.1	..	1.0	1380
Salmi—									
Edible portion . . . . .	2	..	30.5	24.1	22.6	39.9	..	7.0	2130
As purchased . . . . .	2	9.3	27.6	21.8	20.5	36.2	..	6.4	1935
Summer—									
Edible portion . . . . .	3	..	23.2	26.0	24.6	44.5	..	7.7	2360
As purchased . . . . .	2	7.0	20.9	24.5	23.0	42.1	..	7.0	2230
Tongue, as purchased . . . . .	1	..	46.4	20.1	17.3	33.1	..	3.2	1770
Wienerwurst, as purchased . . . .	1	..	43.9	28.0	..	22.1	1.6	4.4	1485
<b>SAUSAGE, CANNED.</b>									
Beef, as purchased . . . . .	1	..	59.6	17.9	17.8	20.6	..	2.0	1200
Bologna, Italian, as purch'd . . .	1	..	42.6	24.9	23.2	27.8	..	6.4	1635
Frankfort, as purchased . . . . .	1	..	72.7	14.9	14.6	9.9	..	2.8	695
Oxford, as purchased . . . . .	1	..	28.9	9.9	9.9	58.5	0.6	2.1	2665
Pork—									
Edible portion . . . . .	1	..	56.6	16.6	16.6	24.8	..	2.0	1355
As purchased . . . . .	1	12.6	49.5	14.5	14.5	21.6	..	1.8	1180
<b>POULTRY AND GAME, FRESH.</b>									
Chicken, broilers—									
Edible portion . . . . .	3	..	74.8	21.5	21.6	2.5	..	1.1	505
As purchased . . . . .	3	51.6	43.7	12.8	12.6	1.4	..	0.7	295
Fowls—									
Edible portion . . . . .	26	..	63.7	19.3	19.0	16.3	..	1.0	1045
As purchased . . . . .	26	25.9	47.1	13.7	14.0	12.3	..	0.7	775

## 666 CHEMICAL COMPOSITION OF AMERICAN FOODS.

Food materials.	Number of analyses.	Refuse.	Water.	Protein.		Fat.	Total carbohydrates.	Ash.	Fuel-value per pound.
				N × 6.25.	By difference.				
ANIMAL FOOD (Continued).									
POULTRY AND GAME, FRESH (Continued).									
Goose, young—		<i>Per ct.</i>	<i>Per ct.</i>	<i>Per ct.</i>	<i>Per ct.</i>	<i>Per ct.</i>	<i>Per ct.</i>	<i>Per ct.</i>	<i>Cals.</i>
Edible portion . . . . .	1	..	46.7	16.3	16.3	36.2	..	0.8	1830
As purchased . . . . .	1	17.6	38.5	13.4	13.4	29.8	..	0.7	1505
Turkey—									
Edible portion . . . . .	3	..	55.5	21.1	20.6	22.9	..	1.0	1360
As purchased . . . . .	3	22.7	42.4	16.1	15.7	18.4	..	0.8	1075
Chicken gizzard, as purch'd	1	..	72.5	24.7	24.7	1.4	..	1.4	520
Chicken heart, as purchased	1	..	72.0	20.7	21.1	5.5	..	1.4	615
Chicken liver, as purchased	1	..	69.3	22.4	..	4.2	2.4	1.7	640
Goose gizzard . . . . .	1	..	73.8	19.6	19.4	5.8	..	1.0	610
Goose liver, as purchased . .	1	..	62.6	16.6	..	15.9	3.7	1.2	1050
Turkey gizzard, as purchased	1	..	62.7	20.5	..	14.5	1.2	1.1	1015
Turkey heart, as purchased	1	..	68.6	16.8	17.2	13.2	..	1.0	870
Turkey liver, as purchased .	1	..	69.6	22.9	..	5.2	0.6	1.7	655
POULTRY AND GAME, COOKED.									
Capon—									
Edible portion . . . . .	1	..	59.9	27.0	27.3	11.5	..	1.3	985
As purchased . . . . .	1	10.4	53.6	24.2	24.5	10.3	..	1.2	885
Capon, with stuffing—									
Edible portion . . . . .	1	..	62.1	21.8	..	10.9	3.8	1.4	935
As purchased . . . . .	1	7.7	57.2	20.1	..	10.3	3.5	1.2	875
Chicken, fricasseed, edible portion . . . . .	1	..	67.5	17.6	..	11.5	2.4	1.0	855
Turkey, roast, edible portion	1	..	52.0	27.8	28.4	18.4	..	1.2	1295
Turkey, roast, light and dark meat, and stuffing, edible portion . . . . .	1	..	65.0	..	17.1	10.8	5.5	1.6	870
POULTRY AND GAME, CANNED.									
Chicken sandwich, as purchased . . . . .	1	..	46.9	20.8	20.5	30.0	..	2.6	1655
Turkey sandwich, as purch'd	1	..	47.4	20.7	20.7	29.2	..	2.7	1615
Plover, roast, as purchased .	1	..	57.7	22.4	..	10.2	7.6	2.1	985
Quail, as purchased . . . . .	1	..	66.9	21.8	..	8.0	1.7	1.6	775
FISH, FRESH.									
Alewife, whole—									
Edible portion . . . . .	2	..	74.4	19.4	19.2	4.9	..	1.5	570
As purchased . . . . .	2	49.5	37.6	9.8	9.7	2.4	..	0.8	285
Bass, black, whole—									
Edible portion . . . . .	2	..	76.7	20.6	20.4	1.7	..	1.2	455
As purchased . . . . .	2	54.8	34.6	9.3	9.3	0.8	..	0.5	205
Bass, red, whole—									
Edible portion . . . . .	1	..	81.6	16.9	16.7	0.5	..	1.2	335
As purchased . . . . .	1	63.5	29.8	6.2	6.1	0.2	..	0.4	125
Bass, sea, whole—									
Edible portion . . . . .	1	..	79.3	19.8	18.8	0.5	..	1.4	390
As purchased . . . . .	1	56.1	34.8	8.7	8.3	0.2	..	0.6	170
Bass, striped, whole—									
Edible portion . . . . .	6	..	77.7	18.6	18.3	2.8	..	1.2	465
As purchased . . . . .	5	55.0	35.1	8.4	8.3	1.1	..	0.5	200
Bass, striped, entrails removed, as purchased . .	1	51.2	37.4	8.8	8.7	2.2	..	0.5	255
Blackfish, whole—									
Edible portion . . . . .	4	..	79.1	18.7	18.5	1.3	..	1.1	405
As purchased . . . . .	2	60.2	31.4	7.4	7.3	0.7	..	0.4	165
Blackfish, entrails removed, as purchased . . . . .	2	55.7	35.0	8.4	8.3	0.5	..	0.5	175
Bluefish, entrails removed—									
Edible portion . . . . .	1	..	78.5	19.4	19.0	1.2	..	1.3	410
As purchased . . . . .	1	48.6	40.3	10.0	9.8	0.6	..	0.7	210
Buffalo fish, entrails rem'd—									
Edible portion . . . . .	1	..	78.6	18.0	17.9	2.3	..	1.2	430
As purchased . . . . .	1	52.5	37.3	8.5	8.5	1.1	..	0.6	205



CHEMICAL COMPOSITION OF AMERICAN FOODS. 667

Food materials.	Number of analyses.	Refuse.	Water.	Protein.		Fat.	Total carbohydrates.	Ash.	Fuel-value per pound.
				N × 6.25.	By difference.				
<b>ANIMAL FOOD (Continued).</b>									
<b>FISH, FRESH (Continued).</b>									
Butter-fish, whole—									
Edible portion . . . . .	1	..	70.0	18.0	17.8	11.0	..	1.2	800
As purchased . . . . .	1	42.8	40.1	10.3	10.2	6.3	..	0.6	460
Catfish—									
Edible portion . . . . .	1	..	64.1	14.4	14.4	20.6	..	0.9	1135
As purchased . . . . .	1	19.4	51.7	11.6	11.6	16.6	..	0.7	915
Ciscoe, whole, edible portion	3	..	74.0	18.5	18.1	6.8	..	1.1	630
Ciscoe, entrails removed, as purchased . . . . .	2	10.1	65.6	16.3	15.9	7.5	..	0.9	620
Cod, whole—									
Edible portion . . . . .	5	..	82.6	16.5	15.8	0.4	..	1.2	325
As purchased . . . . .	2	52.5	38.7	8.4	8.0	0.2	..	0.6	165
Cod, dressed, as purchased . . . . .	3	29.9	58.5	11.1	10.6	0.2	..	0.8	215
Cod, sections, edible portion	3	..	82.5	16.7	16.3	0.3	..	0.9	325
Cod, steaks—									
Edible portion . . . . .	1	..	79.7	18.7	18.6	0.5	..	1.2	370
As purchased . . . . .	1	9.2	72.4	17.0	16.9	0.5	..	1.0	335
Cusk, entrails removed—									
Edible portion . . . . .	1	..	82.0	17.0	16.9	0.2	..	0.9	325
As purchased . . . . .	1	40.3	49.0	10.1	10.1	0.1	..	0.5	190
Eels, salt water, head, skin, and entrails removed—									
Edible portion . . . . .	2	..	71.6	18.6	18.3	9.1	..	1.0	730
As purchased . . . . .	2	20.2	57.2	14.8	14.6	7.2	..	0.8	580
Flounder, whole—									
Edible portion . . . . .	3	..	84.2	14.2	13.9	0.6	..	1.3	290
As purchased . . . . .	2	61.5	32.6	5.4	5.1	0.3	..	0.5	115
Flounder, entrails removed, as purchased . . . . .	1	57.0	35.8	6.4	6.3	0.3	..	0.6	130
Haddock, entrails removed—									
Edible portion . . . . .	4	..	81.7	17.2	16.8	0.3	..	1.2	335
As purchased . . . . .	4	51.0	40.0	8.4	8.2	0.2	..	0.6	165
Hake, entrails removed—									
Edible portion . . . . .	1	..	83.1	15.4	15.2	0.7	..	1.0	315
As purchased . . . . .	1	52.5	39.5	7.3	7.2	0.3	..	0.5	150
Halibut, steaks or sections—									
Edible portion . . . . .	3	..	75.4	18.6	18.4	5.2	..	1.0	565
As purchased . . . . .	3	17.7	61.9	15.3	15.1	4.4	..	0.9	470
Herring, whole—									
Edible portion . . . . .	2	..	72.5	19.5	18.9	7.1	..	1.5	660
As purchased . . . . .	2	42.6	41.7	11.2	10.9	3.9	..	0.9	375
Kingfish, whole—									
Edible portion . . . . .	1	..	79.2	18.9	18.7	0.9	..	1.2	390
As purchased . . . . .	1	56.6	34.4	8.2	8.1	0.4	..	0.5	170
Lamprey, whole—									
Edible portion . . . . .	1	..	71.1	15.0	14.9	13.3	..	0.7	840
As purchased . . . . .	1	45.8	38.5	8.1	8.1	7.2	..	0.4	455
Mackerel, whole—									
Edible portion . . . . .	6	..	73.4	18.7	18.3	7.1	..	1.2	645
As purchased . . . . .	5	44.7	40.4	10.2	10.0	4.2	..	0.7	365
Mackerel, entrails removed, as purchased . . . . .	1	40.7	43.7	11.6	11.4	3.5	..	0.7	365
Mullet, whole—									
Edible portion . . . . .	1	..	74.9	19.5	19.3	4.6	..	1.2	555
As purchased . . . . .	1	57.9	31.5	8.2	8.1	2.0	..	0.5	235
Muskellunge, whole—									
Edible portion . . . . .	1	..	76.3	20.2	19.6	2.5	..	1.6	490
As purchased . . . . .	1	49.2	38.7	10.2	10.0	1.3	..	0.8	245
Perch, white, whole—									
Edible portion . . . . .	2	..	75.7	19.3	19.1	4.0	..	1.2	530
As purchased . . . . .	2	62.5	28.4	7.3	7.2	1.5	..	0.4	200
Perch, yellow, whole, edible portion . . . . .	2	..	79.3	18.7	18.7	0.8	..	1.2	380
Pickarel, pike, whole—									
Edible portion . . . . .	3	..	79.8	18.7	18.6	0.5	..	1.1	370
As purchased . . . . .	2	47.1	42.2	9.9	9.9	0.2	..	0.6	190

Food materials.	Number of analyses.	Refuse.	Water.	Protein.		Fat.	Total carbohydrates.	Ash.	Fuel-value per pound.
				N × 6.25.	By difference.				
ANIMAL FOOD (Continued).									
FISH, FRESH (Continued).									
Pike, gray, whole—		<i>Per ct.</i>	<i>Per ct.</i>	<i>Per ct.</i>	<i>Per ct.</i>	<i>Per ct.</i>	<i>Per ct.</i>	<i>Per ct.</i>	<i>Cals.</i>
Edible portion . . . . .	1	..	80.8	17.9	17.3	0.8	..	1.1	365
As purchased . . . . .	1	63.2	29.7	6.6	6.4	0.3	..	0.4	185
Pollock, dressed—									
Edible portion . . . . .	1	..	76.0	21.6	21.7	0.8	..	1.5	435
As purchased . . . . .	1	28.5	54.3	15.4	15.5	0.6	..	1.1	310
Pompano, whole—									
Edible portion . . . . .	2	..	72.8	18.8	18.7	7.5	..	1.0	665
As purchased . . . . .	2	45.5	39.5	10.3	10.2	4.3	..	0.5	375
Porgy, whole—									
Edible portion . . . . .	3	..	75.0	18.6	18.5	5.1	..	1.4	560
As purchased . . . . .	3	60.0	29.9	7.4	7.4	2.1	..	0.6	225
Red grouper, entrails rem'd—									
Edible portion . . . . .	2	..	79.5	19.3	18.8	0.6	..	1.1	385
As purchased . . . . .	2	55.9	35.0	8.5	8.4	0.2	..	0.5	165
Red snapper, whole—									
Edible portion . . . . .	3	..	78.5	19.7	19.2	1.0	..	1.3	410
As purchased . . . . .	2	46.1	42.0	10.8	10.6	0.6	..	0.7	225
Salmon, whole—									
Edible portion . . . . .	6	..	64.6	22.0	21.2	12.8	..	1.4	950
As purchased . . . . .	4	34.9	40.9	15.3	14.4	8.9	..	0.9	660
Salmon, entrails removed, as purchased	2	29.5	48.1	13.8	13.5	8.1	..	0.8	600
Salmon, landlocked, whole, spent—									
Edible portion . . . . .	4	..	77.7	17.8	17.8	3.3	..	1.2	470
As purchased . . . . .	4	45.5	42.3	9.7	9.8	1.8	..	0.6	255
Salmon, California, anterior sections—									
Edible portion . . . . .	2	..	63.6	17.8	17.5	17.8	..	1.1	1080
As purchased . . . . .	1	10.3	57.9	16.7	16.1	14.8	..	0.9	935
Shad, whole—									
Edible portion . . . . .	7	..	70.6	18.8	18.6	9.5	..	1.3	750
As purchased . . . . .	7	50.1	35.2	9.4	9.2	4.8	..	0.7	380
Shad roe, as purchased . . . . .	1	..	71.2	20.9	..	3.8	2.6	1.5	600
Sheepshead, whole—									
Edible portion . . . . .	2	..	75.6	20.1	19.5	3.7	..	1.2	530
As purchased . . . . .	1	66.0	26.9	6.6	6.4	0.2	..	0.5	130
Skate, lobe of body—									
Edible portion . . . . .	1	..	82.2	18.2	15.3	1.4	..	1.1	400
As purchased . . . . .	1	51.0	40.2	8.9	7.5	0.7	..	0.6	195
Smelt, whole—									
Edible portion . . . . .	2	..	79.2	17.6	17.3	1.8	..	1.7	405
As purchased . . . . .	2	41.9	46.1	10.1	10.0	1.0	..	1.0	230
Spanish mackerel, whole—									
Edible portion . . . . .	1	..	68.1	21.5	21.0	9.4	..	1.5	795
As purchased . . . . .	1	34.6	44.5	14.1	13.7	6.2	..	1.0	525
Sturgeon, anterior sections—									
Edible portion . . . . .	1	..	78.7	18.1	18.0	1.9	..	1.4	415
As purchased . . . . .	1	14.4	67.4	15.1	15.4	1.6	..	1.2	350
Tomcod, whole—									
Edible portion . . . . .	1	..	81.5	17.2	17.1	0.4	..	1.0	335
As purchased . . . . .	1	59.9	32.7	6.9	6.8	0.2	..	0.4	135
Trout, brook, whole—									
Edible portion . . . . .	3	..	77.8	19.2	18.9	2.1	..	1.2	445
As purchased . . . . .	3	48.1	40.4	9.9	9.8	1.1	..	0.6	230
Trout, salmon or lake—									
Edible portion . . . . .	2	..	70.8	17.8	17.7	10.3	..	1.2	765
As purchased . . . . .	2	48.5	36.6	9.1	9.2	5.1	..	0.6	385
Turbot—									
Edible portion . . . . .	1	..	71.4	14.8	12.9	14.4	..	1.3	885
As purchased . . . . .	1	47.7	37.3	7.7	6.8	7.5	..	0.7	460
Weakfish, whole—									
Edible portion . . . . .	1	..	79.0	17.8	17.4	2.4	..	1.2	430
As purchased . . . . .	1	51.9	38.0	8.6	8.4	1.1	..	0.6	205



CHEMICAL COMPOSITION OF AMERICAN FOODS. 669

Food materials.	Number of analyses.	Refuse.	Water.	Protein.		Fat.	Total carbohydrates.	Ash.	Fuel-value per pound.
				N × 6.25.	By difference.				
<b>ANIMAL FOOD (Continued).</b>									
<b>FISH, FRESH (Continued).</b>									
Whitefish, whole—		<i>Per ct.</i>	<i>Per ct.</i>	<i>Per ct.</i>	<i>Per ct.</i>	<i>Per ct.</i>	<i>Per ct.</i>	<i>Per ct.</i>	<i>Cals.</i>
Edible portion . . . . .	1	..	69.8	22.9	22.1	6.5	..	1.6	700
As purchased . . . . .	1	53.5	32.5	10.6	10.3	3.0	..	0.7	325
<b>FISH, COOKED.</b>									
Bluefish, cooked, edible portion . . . . .	1	..	68.2	25.9	26.1	4.5	..	1.2	670
Spanish mackerel, broiled—									
Edible portion . . . . .	1	..	68.9	23.7	23.2	6.5	..	1.4	715
As purchased . . . . .	1	7.9	63.5	21.8	21.4	5.9	..	1.3	655
<b>FISH, PRESERVED AND CANNED.</b>									
Cod, salt—									
Edible portion . . . . .	2	..	53.5	25.4	21.5	0.3	..	24.7	410
As purchased . . . . .	2	24.9	40.2	19.0	16.0	0.4	..	18.5	315
Cod, salt, "boneless"—									
Edible portion . . . . .	2	..	55.0	27.3	25.7	0.3	..	19.0	490
As purchased . . . . .	1	1.6	54.8	27.7	28.6	0.3	..	14.7	545
Haddock, smoked—									
Edible portion . . . . .	1	..	72.5	23.3	23.7	0.2	..	3.6	440
As purchased . . . . .	1	32.2	49.2	15.8	16.1	0.1	..	2.4	305
Haddock, smoked, cooked, canned, as purchased . . . . .	1	..	68.7	22.3	21.8	2.3	..	7.2	510
Halibut, smoked—									
Edible portion . . . . .	2	..	49.4	20.7	20.6	15.0	..	15.0	1020
As purchased . . . . .	2	7.0	46.0	19.3	19.1	14.0	..	13.9	950
Herring, smoked—									
Edible portion . . . . .	1	..	34.6	36.9	36.4	15.8	..	13.2	1355
As purchased . . . . .	1	44.4	19.2	20.5	20.2	8.8	..	7.4	750
Lamprey, canned—									
Edible portion . . . . .	1	..	63.3	16.9	..	12.2	3.6	4.0	895
As purchased . . . . .	1	18.2	51.7	13.8	..	10.0	3.0	3.3	735
Mackerel, salt, entrails removed—									
Edible portion . . . . .	1	..	42.2	21.1	22.0	22.6	..	13.2	1345
As purchased . . . . .	1	22.9	32.5	16.3	17.0	17.4	..	10.2	1035
Mackerel, salt, canned, as purchased . . . . .	1	..	68.2	19.6	19.9	8.7	..	3.2	730
Mackerel, salt, canned in oil—									
Edible portion . . . . .	1	..	58.3	25.4	23.5	14.1	..	4.1	1065
As purchased . . . . .	1	31.5	39.9	17.4	16.1	9.7	..	2.8	735
Mackerel, salt, dressed—									
Edible portion . . . . .	2	..	43.4	17.3	17.3	26.4	..	12.9	1435
As purchased . . . . .	2	19.7	34.8	13.9	13.9	21.2	..	10.4	1155
Minogy, pickled, canned—									
Edible portion . . . . .	1	..	56.5	22.0	21.9	18.6	..	3.0	1195
As purchased . . . . .	1	18.7	46.0	17.9	17.8	15.1	..	2.4	970
Pilchard in tomatoes, canned, Russia, as purchased . . . . .	1	..	52.7	27.9	27.5	15.8	..	4.0	1185
Salmon, canned—									
Edible portion . . . . .	7	..	63.5	21.8	21.8	12.1	..	2.6	915
As purchased . . . . .	3	14.2	56.8	19.5	19.5	7.5	..	2.0	680
Sardines, canned—									
Edible portion . . . . .	2	..	52.3	23.0	22.4	19.7	..	5.6	1260
As purchased . . . . .	1	5.0	53.6	23.7	24.0	12.1	..	5.3	950
Sturgeon, dried, Russia—									
Edible portion . . . . .	1	..	50.6	31.8	32.2	9.6	..	7.6	995
As purchased . . . . .	1	12.7	44.1	27.8	28.1	8.4	..	6.7	870
Sturgeon, caviare, pressed, Russia, as purchased . . . . .	1	..	38.1	30.0	..	19.7	7.6	4.6	1530
Trout, brook—									
Edible portion . . . . .	1	..	68.4	22.3	22.8	6.1	..	3.7	670
As purchased . . . . .	1	3.5	66.1	21.5	20.9	5.9	..	3.6	650
Tunney, as purchased . . . . .	1	..	72.7	21.7	21.5	4.1	..	1.7	575

## 670 CHEMICAL COMPOSITION OF AMERICAN FOODS.

Food materials.	Number of analyses.	Refuse.	Water.	Protein.		Fat.	Total carbohydrates.	Ash.	Fuel-value per pound.
				N × 6.25.	By difference.				
ANIMAL FOOD (Continued).									
AMPHIBIA.									
Frogs' legs—			<i>Per ct.</i>	<i>Per ct.</i>	<i>Per ct.</i>	<i>Per ct.</i>	<i>Per ct.</i>	<i>Per ct.</i>	<i>Cal.</i>
Edible portion . . . . .	2	..	83.7	15.5	15.1	0.2	..	1.5	295
As purchased . . . . .	2	32.0	56.9	10.5	10.3	0.1	..	0.7	200
SHELLFISH, ETC., FRESH.									
Clams, long, in shell—									
Edible portion . . . . .	4	..	85.8	8.6	..	1.0	2.0	2.6	240
As purchased . . . . .	4	41.9	49.9	5.0	..	0.6	1.1	1.5	140
Clams, round, in shell—									
Edible portion . . . . .	1	..	86.2	6.5	..	0.4	4.2	2.7	215
As purchased . . . . .	1	67.5	28.0	2.1	..	0.1	1.4	0.9	70
Clams, round, removed from shell, as purchased . . . . .	1	..	80.8	10.6	..	1.1	5.2	2.3	340
Crabs, hardshell, whole—									
Edible portion . . . . .	1	..	77.1	16.6	..	2.0	1.2	3.1	415
As purchased . . . . .	1	52.4	36.7	7.9	..	0.9	0.6	1.5	195
Crayfish, abdomen, whole—									
Edible portion . . . . .	1	..	81.2	16.0	..	0.5	1.0	1.3	340
As purchased . . . . .	1	86.6	10.9	2.1	..	0.1	0.1	0.2	45
Lobster, whole—									
Edible portion . . . . .	5	..	79.2	16.4	..	1.8	0.4	2.2	390
As purchased . . . . .	5	61.7	30.7	5.9	..	0.7	0.2	0.8	140
Mussels, in shell—									
Edible portion . . . . .	1	..	84.2	8.7	..	1.1	4.1	1.9	285
As purchased . . . . .	1	46.7	44.9	4.6	..	0.6	2.2	1.0	150
Oysters, in shell—									
Edible portion . . . . .	34	..	86.9	6.2	..	1.2	3.7	2.0	235
As purchased . . . . .	34	81.4	16.1	1.2	..	0.2	0.7	0.4	45
Oysters, solids, as purchased . . . . .	9	..	88.3	6.0	..	1.3	3.3	1.1	230
Scallops, as purchased . . . . .	2	..	80.3	14.8	..	0.1	3.4	1.4	345
Terrapin—									
Edible portion . . . . .	1	..	74.5	21.2	21.0	3.5	..	1.0	545
As purchased . . . . .	1	75.4	18.3	5.2	5.2	0.9	..	0.2	135
Turtle, green, whole—									
Edible portion . . . . .	1	..	79.8	19.8	18.5	0.5	..	1.2	390
As purchased . . . . .	1	76.0	19.2	4.7	4.4	0.1	..	0.3	90
SHELLFISH, ETC., CANNED.									
Clams, long, as purchased . . . . .	1	..	84.5	9.0	..	1.3	2.9	2.3	275
Clams, round, as purchased . . . . .	1	..	82.9	10.5	..	0.8	3.0	2.8	285
Crabs, as purchased . . . . .	2	..	80.0	15.8	..	1.5	0.7	2.0	370
Lobster, as purchased . . . . .	2	..	77.8	18.1	..	1.1	0.5	2.5	390
Oysters, as purchased . . . . .	4	..	83.4	8.8	..	2.4	3.9	1.5	335
Shrimp, as purchased . . . . .	1	..	70.8	25.4	..	1.0	0.2	2.6	520
EGGS.									
Hens', uncooked— <sup>1</sup>									
Edible portion . . . . .	60	..	73.7	13.4	14.8	10.5	..	1.0	720
As purchased . . . . .	-	11.2	65.5	11.9	13.1	9.3	..	0.9	635
Hens', boiled—									
Edible portion . . . . .	19	..	73.2	13.2	14.0	12.0	..	0.8	765
As purchased . . . . .	-	11.2	65.0	11.7	12.4	10.7	..	0.7	680
Hens', boiled whites, edible portion . . . . .	11	..	86.2	12.3	13.0	0.2	..	0.6	250
Hens', boiled yolks, edible portion . . . . .	11	..	49.5	15.7	16.1	33.3	..	1.1	1705

<sup>1</sup> Eggs are difficult of analysis and the discrepancy between the protein by factor and by difference may be due in part to incomplete determination of nitrogen and fat. It is also probable that the factor 6.25 is not correct for eggs. The value of protein by difference is perhaps the more nearly correct, and has been used in the computation of the fuel-value per pound.



**CHEMICAL COMPOSITION OF AMERICAN FOODS. 671**

Food materials.	Number of analyses.	Refuse.	Water.	Protein.		Fat.	Total carbohydrates.	Ash.	Fuel-value per pound.
				N × 6.25.	By difference.				
<b>ANIMAL FOOD (Continued).</b>									
<b>DAIRY PRODUCTS, ETC.</b>									
Butter, as purchased . . . . .			11.0	1.0		85.0		3.0	3605
Buttermilk, as purchased . . . . .			91.0	3.0		0.5	4.8	0.7	165
Cheese, American pale, as purchased . . . . .	1		31.6	28.8		35.9	0.3	3.4	2055
Cheese, American red, as purchased . . . . .	1		28.6		29.5	38.3		3.5	2165
Cheese, Boudon, as purchased . . . . .	1		55.2	15.4		20.8	1.6	7.0	1195
Cheese, California flat, as purchased . . . . .	4		34.0	24.3		33.4	4.5	3.8	1945
Cheese, Cheddar, as purch'd . . . . .	6		27.4	27.7		36.8	4.1	4.0	2145
Cheese, Cheshire, as purch'd . . . . .	1		37.1	26.9		30.7	0.9	4.4	1810
Cheese, cottage, as purchased . . . . .	2		72.0	20.9		1.0	4.3	1.8	510
Cheese, Crown brand cream, as purchased . . . . .	1		31.4	5.2		58.0	2.2	3.2	2585
Cheese, Dutch, as purchased . . . . .	2		35.2		37.1	17.7		10.0	1435
Cheese, Fromage de Brie, as purchased . . . . .	1		60.2	15.9		21.0	1.4	1.5	1210
Cheese, full cream, as purch'd . . . . .	25		34.2	25.9		33.7	2.4	3.8	1950
Cheese, imitation full cream, Ohio, as purchased . . . . .	1		37.9		25.9	31.7		4.5	1820
Cheese, imitation old English, as purchased . . . . .	1		20.7	30.1		42.7	1.3	5.2	2385
Cheese, Limburger, as purchased . . . . .	1		42.1	23.0		29.4	0.4	5.1	1675
Cheese, Neuchatel, as purchased . . . . .	2		50.0	18.7		27.4	1.5	2.4	1530
Cheese, partly skimmed milk, as purchased . . . . .	3		38.2	25.4		29.5	3.6	3.3	1785
Cheese, pineapple, as purch'd . . . . .	5		23.0	29.9		38.9	2.6	5.6	2245
Cheese, Roquefort, as purch'd . . . . .	1		39.3	22.6		29.5	1.8	6.8	1700
Cheese, skimmed milk, as purchased . . . . .	9		45.7	31.5		16.4	2.2	4.2	1320
Cheese, Swiss, as purchased . . . . .	2		31.4	27.6		34.9	1.3	4.8	2010
Cheese, whole milk. (See Full cream cheese.)			74.0	2.5		18.5	4.5	0.5	910
Cream, as purchased . . . . .	8		89.3	2.8		2.1	5.4	0.4	240
Kuniss, as purchased . . . . .	24		26.9	8.8		8.3	54.1	1.9	1520
Milk, condensed, sweetened, as purchased . . . . .	6		68.2	9.6		9.3	11.2	1.7	780
Milk, condensed, unsweetened, "evaporated cream," as purchased . . . . .			90.5	3.4		0.3	5.1	0.7	170
Milk, skimmed, as purchased . . . . .			87.0	3.3		4.0	5.0	0.7	325
Milk, whole, as purchased . . . . .			93.0	1.0		0.3	5.0	0.7	125
Whey, as purchased . . . . .									
<b>MISCELLANEOUS.</b>									
Gelatin, as purchased . . . . .	6		13.6	91.4	84.2	0.1		2.1	1705
Cal's foot jelly, as purchased . . . . .	1		77.6	4.3			17.4	0.7	405
Isinglass, sturgeon, as purchased . . . . .	1		19.0	89.3	77.4	1.6		2.0	1730
Spinal column, sturgeon, as purchased . . . . .	1		17.7	59.8		17.1	0.8	4.6	1850
Lard, refined, as purchased . . . . .	1					100.0			4220
Lard, unrefined, as purch'd . . . . .	3		4.8	2.2	1.1	94.0		0.1	4010
Tallow, refined, as purch'd . . . . .	1					100.0			4220
Cottolene, as purchased . . . . .	1					100.0			4220
Oleomargarine, as purchased . . . . .	41		9.5	1.2		83.0		6.3	3525
Beef juice, as purchased . . . . .	1		93.0	4.9		0.6		1.5	115

## 672 CHEMICAL COMPOSITION OF AMERICAN FOODS.

Food materials.	Number of analyses.	Refuse.	Water.	Protein.	Fat.	Total carbo- hydrates (in- cluding fiber).	Fiber.	Ash.	Fuel-value per pound.
		Per ct.	Per ct.	Per ct.	Per ct.	Per ct.	Per ct.	Per ct.	Oils.
<b>VEGETABLE FOOD.</b>									
<b>FLOURS, MEALS, ETC.</b>									
Barley, granulated . . . . .	1	..	10.9	7.5	0.9	79.8	0.7	0.9	1660
Barley meal and flour . . . . .	3	..	11.9	10.5	2.2	72.8	6.5	2.6	1640
Barley, pearled . . . . .	3	..	11.5	8.5	1.1	77.8	0.3	1.1	1650
Buckwheat flour . . . . .	17	..	13.6	6.4	1.2	77.9	0.4	0.9	1629
Buckwheat preparations—									
Farina and groats . . . . .	2	..	10.9	4.1	0.4	84.1	0.2	0.5	1660
Self-raising . . . . .	14	..	11.6	8.2	1.2	73.4	0.4	5.6	1570
Corn flour . . . . .	3	..	12.6	7.1	1.3	78.4	0.9	0.6	1645
Corn meal, granular . . . . .	19	..	12.5	9.2	1.9	75.4	1.0	1.0	1655
Corn meal, unbolthead—									
Edible portion . . . . .	7	..	11.6	8.4	4.7	74.0	..	1.3	1730
As purchased . . . . .	7	10.9	10.3	7.5	4.2	65.9	..	1.2	1545
Pop corn . . . . .	2	..	4.3	10.7	5.0	78.7	1.4	1.3	1875
Corn preparations—									
Ceraline . . . . .	5	..	10.3	9.6	1.1	78.3	0.4	0.7	1680
Hominy . . . . .	17	..	11.8	8.3	0.6	79.0	0.9	0.3	1650
Hominy, cooked . . . . .	1	..	79.3	2.2	0.2	17.8	..	0.5	380
Parched . . . . .	2	..	5.2	11.5	8.4	72.3	..	2.6	1915
Kafir corn . . . . .	1	..	16.8	6.6	3.8	70.6	1.1	2.2	1595
Oatmeal . . . . .	16	..	7.3	16.1	7.2	67.5	0.9	1.9	1860
Oatmeal, boiled . . . . .	1	..	84.5	2.8	0.5	11.5	..	0.7	285
Oatmeal gruel . . . . .	2	..	91.6	1.2	0.4	6.3	..	0.5	155
Oatmeal water . . . . .	2	..	96.0	0.7	0.1	2.9	..	0.3	70
Oats, other preparations—									
Rolled oats . . . . .	20	..	7.7	16.7	7.3	66.2	1.3	2.1	1850
Miscellaneous . . . . .	26	..	7.9	16.3	7.3	66.8	0.9	1.7	1855
All analyses, average . . . . .	46	..	7.8	16.5	7.3	65.5	1.0	1.9	1850
Rice . . . . .	21	..	12.3	8.0	0.3	79.0	0.2	0.4	1630
Rice, boiled . . . . .	3	..	72.5	2.8	0.1	24.4	..	0.2	525
Rice, flaked . . . . .	2	..	9.5	7.9	0.4	81.9	0.2	0.3	1685
Rice flour . . . . .	4	..	8.5	8.6	6.1	68.0	16.1	8.8	1680
Rye flour . . . . .	8	..	12.9	6.8	0.9	78.7	0.4	0.7	1630
Rye meal . . . . .	1	..	11.4	13.6	2.0	71.5	1.8	1.5	1665
Wheat flour, California fine . . . . .	3	..	13.8	7.9	1.4	76.4	..	0.5	1625
Wheat flour, entire wheat . . . . .	9	..	11.4	13.8	1.9	71.9	0.9	1.0	1675
Wheat flour, gluten . . . . .	5	..	12.0	14.2	1.8	71.1	0.6	0.9	1665
Wheat flour, Graham . . . . .	13	..	11.3	13.3	2.2	71.4	1.9	1.8	1670
Wheat flour, prepared (self-raising) . . . . .	29	..	10.8	10.2	1.2	73.0	0.4	4.8	1600
Wheat flour, patent roller process, bakers' grade . . . . .	14	..	11.9	13.3	1.5	72.7	0.7	0.6	1665
Wheat flour, patent roller process, family and straight grade—									
Spring wheat . . . . .	3	..	11.9	10.9	1.1	75.6	0.1	0.5	1655
Winter wheat . . . . .	6	..	13.1	12.3	1.1	73.0	0.3	0.5	1635
Undesignated . . . . .	19	..	12.9	10.4	1.0	75.2	0.1	0.5	1635
All analyses, average . . . . .	28	..	12.8	10.8	1.1	74.8	0.2	0.5	1640
Wheat flour, patent roller process, grade not indicated . . . . .	111	..	11.5	11.4	1.0	75.6	0.2	0.5	1660
Wheat flour, patent roller process, high grade—									
Spring wheat . . . . .	23	..	12.3	11.7	1.1	74.5	0.1	0.4	1650
Winter wheat . . . . .	6	..	13.3	11.0	0.9	74.4	0.3	0.4	1625
Undesignated . . . . .	28	..	12.5	10.8	1.0	75.2	0.1	0.5	1640
All analyses, average . . . . .	57	..	12.4	11.2	1.0	74.9	0.2	0.5	1645
Average of all analyses of high and medium grades and grade not indicated . . . . .	210	..	12.0	11.4	1.0	75.1	0.3	0.5	1650
Wheat flour, patent roller process, low grade . . . . .	13	..	12.0	14.0	1.9	71.2	0.8	0.9	1665
Wheat flour, unclass. process, grade not indicated—									
Spring wheat . . . . .	4	..	12.4	10.5	1.0	75.4	0.5	0.7	1640



CHEMICAL COMPOSITION OF AMERICAN FOODS. 673

Food materials.	Number of analyses.	Refuse.	Water.	Protein.	Fat.	Total carbo- hydrates (in- cluding fiber).	Fiber.	Ash.	Fuel-value per pound.
		<i>Per ct.</i>	<i>Per ct.</i>	<i>Per ct.</i>	<i>Per ct.</i>	<i>Per ct.</i>	<i>Per ct.</i>	<i>Per ct.</i>	<i>Cal.</i>
<b>VEGETABLE FOOD (Continued).</b>									
<b>FLOURS, MEALS, ETC. (Cont'd).</b>									
<b>Wheat flour, etc. (Continued)—</b>									
Winter wheat . . . . .	21	..	11.9	10.7	1.0	75.8	0.4	0.6	1650
Undesignated . . . . .	8	..	9.4	10.4	1.2	78.4	0.9	0.6	1700
All analyses, average . . . . .	33	..	11.4	10.6	1.1	76.3	0.2	0.6	1665
<b>Wheat preparations, break- fast foods—</b>									
Cracked and crushed . . . . .	11	..	10.1	11.1	1.7	75.5	1.7	1.6	1685
Farina . . . . .	9	..	10.9	11.0	1.4	76.3	0.4	0.4	1685
Flaked . . . . .	7	..	8.7	13.4	1.4	74.3	1.8	2.2	1690
Germ . . . . .	10	..	10.4	10.5	2.0	76.0	0.9	1.1	1695
Glutens . . . . .	3	..	8.9	13.6	1.7	74.6	1.3	1.2	1715
Miscellaneous . . . . .	22	..	9.4	13.1	2.1	74.1	0.9	1.3	1710
Parceled and toasted . . . . .	6	..	8.6	13.6	2.4	74.5	0.8	0.9	1740
Shredded . . . . .	6	..	8.1	10.5	1.4	77.9	1.7	2.1	1700
All analyses, average . . . . .	74	..	9.6	12.1	1.8	75.2	1.0	1.3	1700
<b>Wheat preparations—</b>									
Macaroni . . . . .	11	..	10.3	13.4	0.9	74.1	..	1.3	1665
Macaroni, cooked . . . . .	1	..	78.4	3.0	1.5	15.8	..	1.3	415
Noodles . . . . .	2	..	10.7	11.7	1.0	75.6	0.4	1.0	1665
Spaghetti . . . . .	3	..	10.6	12.1	0.4	76.3	0.4	0.6	1660
Vermicelli . . . . .	15	..	11.0	10.9	2.0	72.0	..	4.1	1625
<b>BREAD, CRACKERS, PASTRY, ETC.</b>									
Bread, brown, as purchased . . . . .	2	..	43.6	5.4	1.8	47.1	..	2.1	1050
Bread, cassava, as purchased . . . . .	1	..	10.5	9.1	0.3	79.0	..	1.1	1650
Bread, corn (johnnycake), as purchased . . . . .	5	..	38.9	7.9	4.7	46.3	..	2.2	1205
Bread, rye, as purchased . . . . .	21	..	35.7	9.0	0.6	53.2	0.5	1.5	1180
Bread, rye, black, as purch'd . . . . .	1	..	36.9	9.6	0.6	48.9	..	4.0	1115
Bread, rye, whole, as purch'd . . . . .	2	..	50.7	11.9	0.6	35.9	1.2	0.9	915
Bread, rye and wheat, as pur- chased . . . . .	1	..	35.3	11.9	0.3	51.5	..	1.0	1190
<b>Bread, wheat—</b>									
Buns, as purchased . . . . .	1	..	29.0	6.3	6.5	57.3	0.4	0.9	1455
Buns, cinnamon, as purch'd . . . . .	1	..	23.6	9.4	7.2	59.1	..	0.7	1575
Buns, currant, as purch'd . . . . .	1	..	27.5	6.7	7.6	57.6	1.1	0.6	1515
Buns, hot cross, as purch'd . . . . .	1	..	36.7	7.9	4.8	49.7	..	0.9	1275
Buns, sugar, as purchased . . . . .	3	..	29.6	8.1	6.9	54.2	0.3	1.2	1450
Gluten bread, as purchased . . . . .	6	..	38.2	9.3	1.4	49.8	..	1.3	1160
Graham bread, as purch'd . . . . .	27	..	35.7	8.9	1.8	52.1	1.1	1.5	1210
Biscuit, homemade, as pur- chased . . . . .	3	..	32.9	8.7	2.6	55.3	0.7	0.5	1300
Biscuit, Maryland, as pur- chased . . . . .	2	..	24.6	8.4	5.6	60.1	1.3	1.3	1510
Biscuit, soda, as purchased . . . . .	1	..	22.9	9.3	13.7	52.6	..	1.5	1730
Rolls, French, as purchased . . . . .	2	..	32.0	8.5	2.5	55.7	0.6	1.3	1300
Rolls, plain, as purchased . . . . .	5	..	25.2	9.7	4.2	59.9	0.3	1.0	1470
Rolls, Vienna, as purch'd . . . . .	1	..	31.7	8.5	2.2	56.5	0.4	1.1	1300
Rolls, water, as purchased . . . . .	2	..	32.6	9.0	3.0	54.2	..	1.2	1300
Rolls, all analyses, as pur- chased . . . . .	20	..	29.2	8.9	4.1	56.7	0.6	1.1	1395
Rolls, large, cheap, as pur- chased . . . . .	1	..	29.4	9.4	0.8	59.4	..	1.0	1315
Toasted bread, as purch'd . . . . .	5	..	24.0	11.5	1.6	61.2	..	1.7	1420
White bread, biscuit, as purchased . . . . .	3	..	35.2	8.0	1.4	54.3	0.3	1.1	1220
White bread, butter, as pur- chased . . . . .	1	..	32.2	7.9	1.1	57.7	0.4	1.1	1265
White bread, cheap grade, as purchased . . . . .	6	..	33.2	10.9	1.3	53.6	..	1.0	1255
White bread, cream, as pur- chased . . . . .	6	..	33.2	9.8	0.9	55.0	0.2	1.1	1245
White bread, homemade, as purchased . . . . .	38	..	35.0	9.1	1.6	53.3	0.2	1.0	1225

674 CHEMICAL COMPOSITION OF AMERICAN FOODS.

Food materials.	Number of analyses.	Refuse.	Water.	Protein.	Fat.	Total carbo- hydrates (in- cluding fiber).	Fiber.	Ash.	Fuel-value per pound.
<b>VEGETABLE FOOD (Continued).</b>									
<b>BREAD, CRACKERS, PASTRY, ETC. (Continued).</b>									
<b>Bread, wheat (Continued)—</b>									
White bread, milk, as purchased . . . . .	8	..	36.5	9.6	1.4	51.1	..	1.4	1190
White bread, miscellaneous, as purchased . . . . .	103	..	35.6	9.3	1.2	52.7	0.5	1.2	1205
White bread, New England, as purchased . . . . .	7	..	36.6	9.1	1.2	52.1	..	1.0	1190
White bread, Quaker, as purchased . . . . .	4	..	35.8	8.3	1.1	53.7	0.3	1.1	1200
White bread, split, as purchased . . . . .	3	..	34.6	9.3	1.0	54.1	0.2	1.0	1220
White bread, Vienna, as purchased . . . . .	25	..	34.2	9.4	1.2	54.1	0.5	1.1	1230
White bread, all analyses, as purchased, average . . . . .	198	..	35.3	9.2	1.3	53.1	0.5	1.1	1215
Whole wheat bread, as purchased . . . . .	12	..	38.4	9.7	0.9	49.7	1.2	1.3	1140
Zwieback, as purchased . . . . .	4	..	5.8	9.8	9.9	73.5	..	1.0	1970
<b>Crackers—</b>									
Boston (split) crackers, as purchased . . . . .	2	..	7.5	11.0	8.5	71.1	0.8	1.9	1885
Butter crackers, as purch'd . . . . .	3	..	7.2	9.6	10.1	71.6	0.4	1.5	1935
Cream crackers, as purch'd . . . . .	9	..	6.8	9.7	12.1	69.7	4.6	1.7	1990
Egg crackers, as purchased . . . . .	2	..	5.8	12.6	14.0	66.6	0.4	1.0	2060
Flatbread, as purchased . . . . .	3	..	9.8	14.9	0.5	73.6	..	1.2	1665
Graham crackers, as purchased . . . . .	4	..	5.4	10.0	9.4	73.8	1.5	1.4	1955
Miscellaneous, as purch'd . . . . .	21	..	7.1	10.2	8.8	72.4	0.4	1.5	1905
Oatmeal crackers, as purchased . . . . .	2	..	6.3	11.8	11.1	69.0	1.9	1.8	1970
Oyster crackers, as purch'd . . . . .	7	..	4.8	11.3	10.5	70.5	0.2	2.9	1965
Pilot bread, as purchased . . . . .	3	..	8.7	11.1	5.0	74.2	0.3	1.0	1800
Pretzels, as purchased . . . . .	2	..	9.6	9.7	3.9	72.8	0.5	4.0	1700
Saltines, as purchased . . . . .	2	..	5.6	10.6	12.7	68.5	0.5	2.6	2005
Soda crackers, as purch'd . . . . .	5	..	5.9	9.8	9.1	73.1	0.3	2.1	1925
Water crackers, as purch'd . . . . .	6	..	6.4	11.7	5.0	75.7	0.4	1.2	1835
All analyses, as purchased, average . . . . .	71	..	6.8	10.7	8.8	71.9	0.5	1.8	1905
Cracker meal, as purchased . . . . .	2	..	9.2	10.9	6.0	72.9	0.2	1.0	1810
<b>Cake—</b>									
Baker's cake, as purchased . . . . .	2	..	31.4	6.3	4.6	56.9	..	0.8	1370
Chocolate layer cake, as purchased . . . . .	1	..	20.5	6.2	8.1	64.1	..	1.1	1650
Coffee cake, as purchased . . . . .	5	..	21.3	7.1	7.5	63.2	0.4	0.9	1625
Cup cake, as purchased . . . . .	2	..	15.6	5.9	9.0	68.5	0.3	1.0	1765
Drop cake, as purchased . . . . .	1	..	16.6	7.6	14.7	60.3	0.1	0.8	1885
Frosted cake, as purchased . . . . .	7	..	18.2	5.9	9.0	64.8	..	2.1	1695

	Water.	Protein.	Fat.	Carbo- hydrates.	Fiber.	Ash.	Fuel-value per pound.
	Per ct.	Per ct.	Per ct.	Per ct.	Per ct.	Per ct.	Cals.
White bread from high-grade patent flour . . . . .	32.9	8.7	1.4	56.5	..	0.5	1270
White bread from regular patent flour . . . . .	34.1	9.0	1.3	54.9	..	0.7	1245
White bread from baker's flour . . . . .	39.1	10.6	1.2	48.3	..	0.9	1145
White bread from low-grade flour . . . . .	40.7	12.6	1.1	44.3	..	1.3	1105



CHEMICAL COMPOSITION OF AMERICAN FOODS. 675

Food materials.	Number of analyses.	Refuse.	Water.	Protein.	Fat.	Total carbo- hydrates (in- cluding fiber).	Fiber.	Ash.	Fuel-value per pound.
		<i>Per ct.</i>	<i>Per ct.</i>	<i>Per ct.</i>	<i>Per ct.</i>	<i>Per ct.</i>	<i>Per ct.</i>	<i>Per ct.</i>	<i>Cals.</i>
<b>VEGETABLE FOOD (Continued).</b>									
<b>BREAD, CRACKERS, PASTRY, ETC. (Continued).</b>									
<b>Cake (Continued)—</b>									
Fruit cake, as purchased . . . . .	4	..	17.3	5.9	10.9	64.1	..	1.8	1760
Gingerbread, as purchased . . . . .	2	..	18.8	5.8	9.0	63.5	0.9	2.9	1670
Miscellaneous, as purch'd . . . . .	4	..	21.9	5.9	10.6	60.1	..	1.5	1675
Sponge cake, as purchased . . . . .	3	..	15.3	6.3	10.7	65.9	..	1.8	1795
All analyses, except fruit, as purchased, average . . . . .	27	..	19.9	6.3	9.0	63.3	0.4	1.5	1675
<b>Cookies, cakes, etc.—</b>									
Molasses cookies, as pur- chased . . . . .	6	..	6.2	7.2	8.7	75.7	..	2.2	1910
Miscellaneous cookies, as purchased . . . . .	5	..	10.3	6.7	9.6	72.4	1.2	1.0	1875
Sugar cookies, as purchased . . . . .	9	..	8.3	7.0	10.2	73.2	1.1	1.3	1920
All analyses, as purchased, average . . . . .	20	..	8.1	7.0	9.7	73.7	0.5	1.5	1910
Fig biscuits or bars, as pur- chased . . . . .	1	..	17.9	4.6	6.6	69.8	1.7	1.1	1660
Ginger snaps, as purchased . . . . .	7	..	6.3	6.5	8.6	76.0	0.7	2.6	1895
Lady fingers, as purchased . . . . .	3	..	15.0	8.8	5.0	70.6	0.2	0.6	1685
Macaroons, as purchased . . . . .	4	..	12.3	6.5	15.2	65.2	1.1	0.8	1975
Wafers, miscellaneous, as purchased . . . . .	5	..	6.6	8.7	8.6	74.5	0.4	1.6	1910
Wafers, vanilla, as purch'd as purchased . . . . .	6	..	6.7	6.6	14.0	71.6	0.3	1.1	2045
Wafers, all analyses, as pur- chased, average . . . . .	11	..	6.6	7.6	11.6	72.9	0.3	1.3	1985
Miscellaneous cakes, as purchased . . . . .	17	..	8.2	7.4	9.0	74.0	0.3	1.2	1900
Doughnuts, as purchased . . . . .	9	..	18.3	6.7	21.0	53.1	0.7	0.9	2000
Jumbles, as purchased . . . . .	4	..	14.3	7.4	13.5	63.7	0.5	1.1	1890
Pie, apple, as purchased . . . . .	4	..	42.5	3.1	9.8	42.8	..	1.8	1270
Pie, cream, as purchased . . . . .	3	..	32.0	4.4	11.4	51.2	..	1.0	1515
Pie, custard, as purchased . . . . .	1	..	62.4	4.2	6.3	26.1	..	1.0	850
Pie, lemon, as purchased . . . . .	1	..	47.4	3.6	10.1	37.4	..	1.5	1190
Pie, mince, as purchased . . . . .	3	..	41.3	5.8	12.3	38.1	..	2.5	1395
Pie, raisin, as purchased . . . . .	1	..	37.0	3.0	11.3	47.2	..	1.5	1410
Pie, squash, as purchased . . . . .	1	..	64.2	4.4	8.4	21.7	..	1.3	840
Pudding, Indian-meal, as purchased . . . . .	1	..	60.7	5.5	4.8	27.5	..	1.5	815

Average Composition of Some Common Candies.

	Number of analyses.	Water.	Sucrose.	Invert sugar.	Ash.	Insoluble in cold water.	Remarks.
		<i>Per ct.</i>	<i>Per ct.</i>	<i>Per ct.</i>	<i>Per ct.</i>	<i>Per cent.</i>	
Broken candy . . . . .	8	4.6	75.3	14.0	2.7	0.9 in one sample	One sample con- tained 44.8 per cent. insoluble matter (starch and flour).
Cream candy . . . . .	20	5.3	77.1	8.7	0.1	0.2 in one sample	
Marshmallows . . . . .	3	5.6	33.3	24.1	1.1	27.0	
Caramels . . . . .	3	3.3	37.5	15.2	1.4	32.2	One sample con- tained 66.3 per cent. insoluble matter (starch and flour).
Chocolate creams	1	3.8	58.3	13.8	0.5	15.4	

## 676 CHEMICAL COMPOSITION OF AMERICAN FOODS.

Food materials.	Number of analyses.	Refuse.	Water.	Protein.	Fat.	Total carbo- hydrates (in- cluding fiber).	Fiber.	Ash.	Fuel-value per pound.
		<i>Per ct.</i>	<i>Per ct.</i>	<i>Per ct.</i>	<i>Per ct.</i>	<i>Per ct.</i>	<i>Per ct.</i>	<i>Per ct.</i>	<i>Cal.</i>
VEGETABLE FOOD (Continued).									
BREAD, CRACKERS, PASTRY, ETC. (Continued).									
Pudding, rice custard, as pur- chased . . . . .	1	..	59.4	4.0	4.6	31.4	..	0.6	825
Pudding, tapioca, as pur- chased . . . . .	3	..	64.5	3.3	3.2	28.2	..	0.8	720
Pudding, tapioca, with app- ples, as purchased . . . . .	1	..	70.1	0.3	0.1	29.3	..	0.2	575
SUGARS, STARCHES, ETC.									
Candy, as purchased . . . . .	..	..	..	..	..	96.0	..	..	1785
Honey, as purchased . . . . .	17	..	18.2	0.4	..	81.2	..	0.2	1520
Molasses, cane, as purchased . . . . .	15	..	25.1	2.4	..	69.3	..	3.2	1290
Starch, arrowroot, as purch'd . . . . .	1	..	2.3	..	..	97.5	..	0.2	1815
Starch, cornstarch, as purch'd . . . . .	..	..	..	..	..	90.0	..	..	1675
Starch, maniocca, as purch'd . . . . .	1	..	10.5	0.5	0.1	88.8	..	0.1	1665
Starch, sago, as purchased . . . . .	1	..	12.2	9.0	0.4	78.1	..	0.3	1635
Starch, tapioca, as purchased . . . . .	7	..	11.4	0.4	0.1	88.0	0.1	0.1	1650
Sugar, coffee or brown sugar, as purchased . . . . .	328	..	..	..	..	95.0	..	..	1765
Sugar, granulated, as pur- chased . . . . .	..	..	..	..	..	100.0	..	..	1860
Sugar, maple, as purchased . . . . .	17	..	..	..	..	82.8	..	..	1540
Sugar, powdered, as purch'd . . . . .	..	..	..	..	..	100.0	..	..	1860
Syrup, maple, as purchased . . . . .	50	..	..	..	..	71.4	..	..	1330
VEGETABLES. <sup>1</sup>									
Artichokes, as purchased . . . . .	2	..	79.5	2.6	0.2	16.7	0.8	1.0	365
Asparagus, fresh, as purch'd . . . . .	3	..	94.0	1.8	0.2	3.3	0.8	0.7	105
Asparagus, cooked, as pur- chased . . . . .	1	..	91.6	2.1	3.3	2.2	..	0.8	220
Beans, butter, green— Edible portion . . . . .	1	..	58.9	9.4	0.6	29.1	..	2.0	740
As purchased . . . . .	1	50.0	29.4	4.7	0.3	14.6	..	1.0	370
Beans, dried, as purchased . . . . .	11	..	12.6	22.5	1.8	59.6	4.4	3.5	1605
Beans, frijoles (New Mexico), as purchased . . . . .	4	..	7.5	21.9	1.3	65.1	..	4.2	1675
Beans, Lima, dried, as pur- chased . . . . .	4	..	10.4	18.1	1.5	65.9	..	4.1	1625
Beans, Lima, fresh— Edible portion . . . . .	1	..	68.5	7.1	0.7	22.0	1.7	1.7	570
As purchased . . . . .	..	55.0	30.8	3.2	0.3	9.9	0.8	0.8	255
Beans, mesquite, dry, as pur- chased . . . . .	1	..	4.8	12.2	2.5	77.1	..	3.4	1765
Beans, string, cooked, edible portion . . . . .	1	..	95.3	0.8	1.1	1.9	..	0.9	95
Beans, string, fresh— Edible portion . . . . .	5	..	89.2	2.3	0.3	7.4	1.9	0.8	195
As purchased . . . . .	..	7.0	83.0	2.1	0.3	6.9	1.8	0.7	180
Beets, cooked, edible portion . . . . .	1	..	88.6	2.3	0.1	7.4	..	1.6	185
Beets, fresh— Edible portion . . . . .	24	..	87.5	1.6	0.1	9.7	0.9	1.1	215
As purchased . . . . .	..	20.0	70.0	1.3	0.1	7.7	..	0.9	170
Cabbage— Edible portion . . . . .	16	..	91.5	1.6	0.3	5.6	1.1	1.0	145
As purchased . . . . .	..	15.0	7.7	1.4	0.2	4.8	..	0.9	125
Cabbage, curly, as purchased . . . . .	1	..	87.3	4.1	0.6	6.2	..	1.8	215
Cabbage, sprouts— Edible portion . . . . .	1	..	88.2	4.7	1.1	4.3	..	1.7	215
As purchased . . . . .	1	61.8	33.7	1.8	0.4	1.7	..	0.6	80

<sup>1</sup> Such vegetables as potatoes, squash, beets, etc., have a certain amount of inedible material, skin, seeds, etc. The amount varies with the method of preparing the vegetables, and can not be accurately estimated. The figures given for refuse of vegetables, fruits, etc., are assumed to represent approximately the amount of refuse in these foods as ordinarily prepared.



CHEMICAL COMPOSITION OF AMERICAN FOODS. 677

Food materials.	Number of analyses.	Refuse.	Water.	Protein.	Fat.	Total carbo- hydrates (in- cluding fiber).	Fiber.	Ash.	Fuel-value per pound.	
		Per ct.	Per ct.	Per ct.	Per ct.	Per ct.	Per ct.	Per ct.	Cal.	
VEGETABLE FOOD (Continued).										
VEGETABLES (Continued).										
Carrots, fresh—										
Edible portion . . . . .	18	..	88.2	1.1	0.4	9.3	1.1	1.0	210	
As purchased . . . . .	..	20.0	70.6	0.9	0.2	7.4	..	0.9	160	
Carrots, evaporated, edible portion . . . . .	1	..	3.5	7.7	3.6	80.3	..	4.9	1790	
Cauliflower, as purchased . . . . .	2	..	92.3	1.8	0.5	4.7	1.0	0.7	140	
Celery—										
Edible portion . . . . .	5	..	94.5	1.1	0.1	3.3	..	1.0	85	
As purchased . . . . .	..	20.0	75.6	0.9	0.1	2.6	..	0.8	70	
Collards—										
Edible portion . . . . .	2	..	87.1	4.5	0.6	6.3	..	1.5	225	
As purchased . . . . .	1	..	55.3	39.5	1.5	0.2	2.9	..	0.6	90
Corn, green—										
Edible portion . . . . .	3	..	75.4	3.1	1.1	19.7	0.5	0.7	470	
As purchased . . . . .	..	61.0	29.4	1.2	0.4	7.7	..	0.3	180	
Cucumbers—										
Edible portion . . . . .	4	..	95.4	0.8	0.2	3.1	0.7	0.5	80	
As purchased . . . . .	..	15.0	81.1	0.7	0.2	2.6	..	0.4	70	
Eggplant, edible portion . . . . .	1	..	92.9	1.2	0.3	5.1	0.8	0.5	130	
Greens, beet, cooked, as purchased . . . . .	1	..	89.5	2.2	3.4	3.2	..	1.7	245	
Greens, dandelion, as purch'd . . . . .	1	..	81.4	2.4	1.0	10.6	..	4.6	285	
Greens, turnip-salad, as purchased . . . . .	2	..	86.7	4.2	0.6	6.3	..	2.2	220	
Kohl-rabi, edible portion . . . . .	2	..	91.1	2.0	0.1	5.5	1.2	1.3	145	
Leeks—										
Edible portion . . . . .	1	..	91.8	1.2	0.5	5.8	..	0.7	150	
As purchased . . . . .	1	..	15.0	78.0	1.0	0.4	5.0	0.6	130	
Lentils, dried, as purchased . . . . .	3	..	8.4	25.7	1.0	59.2	..	5.7	1620	
Lettuce—										
Edible portion . . . . .	8	..	94.7	1.2	0.3	2.9	0.7	0.9	90	
As purchased . . . . .	..	15.0	80.5	1.0	0.2	2.5	..	0.8	75	
Mushrooms, as purchased . . . . .	11	..	88.1	3.5	0.4	6.8	0.8	1.2	210	
Okra—										
Edible portion . . . . .	2	..	90.2	1.6	0.2	7.4	3.4	0.6	175	
As purchased . . . . .	..	12.5	78.9	1.4	0.2	6.5	..	0.5	155	
Onions, fresh—										
Edible portion . . . . .	15	..	87.6	1.6	0.3	9.9	0.8	0.6	225	
As purchased . . . . .	..	10.0	78.9	1.4	0.3	8.9	..	0.5	205	
Onions, cooked, prepared, as purchased . . . . .	1	..	91.2	1.2	1.8	4.9	..	0.9	190	
Onions, green (New Mexico)—										
Edible portion . . . . .	2	..	87.1	1.0	0.1	11.2	..	0.6	230	
As purchased . . . . .	..	51.0	42.6	0.5	0.1	5.5	..	0.3	115	
Parsnips—										
Edible portion . . . . .	3	..	83.0	1.6	0.5	13.5	2.5	1.4	300	
As purchased . . . . .	..	20.0	66.4	1.3	0.4	10.8	..	1.1	240	
Peas, dried, as purchased . . . . .	8	..	9.5	24.6	1.0	62.0	4.5	2.9	1655	
Peas, green—										
Edible portion . . . . .	5	..	74.6	7.0	0.5	16.9	1.7	1.0	465	
As purchased . . . . .	..	45.0	40.8	3.6	0.2	9.8	..	0.6	255	
Peas, green, cooked, as purchased . . . . .	1	..	73.8	6.7	3.4	14.6	..	1.5	540	
Peas, sugar, green, edible portion . . . . .	1	..	81.8	3.4	0.4	13.7	1.6	0.7	335	
Cowpeas, dried, as purchased . . . . .	13	..	13.0	21.4	1.4	60.8	4.1	3.4	1590	
Cowpeas, green, edible port'n . . . . .	1	..	65.9	9.4	0.6	22.7	..	1.4	620	
Potatoes, raw or fresh—										
Edible portion . . . . .	136	..	78.3	2.2	0.1	18.4	0.4	1.0	385	
As purchased . . . . .	..	20.0	62.6	1.8	0.1	14.7	..	0.8	310	
Potatoes, evaporated, as purchased . . . . .	3	..	7.1	8.5	0.4	80.9	..	3.1	1680	
Potatoes, cooked, boiled, as purchased . . . . .	11	..	75.5	2.5	0.1	20.9	0.6	1.0	440	

## 678 CHEMICAL COMPOSITION OF AMERICAN FOODS.

Food materials.	Number of analyses.	Refuse.	Water.	Protein.	Fat.	Total carbo- hydrates (in- cluding fiber).	Fiber.	Ash.	Fuel-value per pound.
		Per ct.	Per ct.	Per ct.	Per ct.	Per ct.	Per ct.	Per ct.	Cals.
VEGETABLE FOOD (Continued).									
VEGETABLES (Continued).									
Potatoes, cooked, chips, as purchased . . . . .	2	..	2.2	6.8	39.8	46.7	..	4.5	2675
Potatoes, cooked, mashed and creamed, as purch'd	4	..	75.1	2.6	3.0	17.8	..	1.5	505
Potatoes, sweet, raw, or fresh—									
Edible portion . . . . .	95	..	69.0	1.8	0.7	27.4	1.3	1.1	570
As purchased . . . . .		20.0	55.2	1.4	0.6	21.9	..	0.9	460
Potatoes, sweet, cooked and prepared, as purchased . .	1	..	51.9	3.0	2.1	42.1	..	0.9	925
Pumpkins—									
Edible portion . . . . .	3	..	93.1	1.0	0.1	5.2	1.2	0.6	120
As purchased . . . . .		50.0	46.5	0.5	0.1	2.6	..	0.3	60
Radishes—									
Edible portion . . . . .	4	..	91.8	1.3	0.1	5.8	0.7	1.0	135
As purchased . . . . .		30.0	64.3	0.9	0.1	4.0	..	0.7	95
Rhubarb—									
Edible portion . . . . .	2	..	94.4	0.6	0.7	3.6	1.1	0.7	105
As purchased . . . . .		40.0	56.6	0.4	0.4	2.2	..	0.4	65
Ruta-bagas—									
Edible portion . . . . .	5	..	88.9	1.3	0.2	8.5	1.2	1.1	190
As purchased . . . . .		30.0	62.2	0.9	0.1	6.0	..	0.8	135
Sauerkraut, as purchased .	2	..	88.8	1.7	0.5	3.8	..	5.2	125
Spinach, fresh, as purchased	3	..	92.3	2.1	0.3	3.2	0.9	2.1	110
Spinach, cooked, as purch'd	1	..	89.8	2.1	4.1	2.6	..	1.4	260
Squash—									
Edible portion . . . . .	10	..	88.3	1.4	0.5	9.0	0.8	0.8	215
As purchased . . . . .		50.0	44.2	0.7	0.2	4.5	..	0.4	105
Tomatoes, fresh, as purch'd	27	..	94.3	0.9	0.4	3.9	0.6	0.5	105
Tomatoes, dried, as purch'd	1	..	7.3	12.9	8.1	62.3	..	9.4	1740
Turnips—									
Edible portion . . . . .	19	..	89.6	1.3	0.2	8.1	1.3	0.8	185
As purchased . . . . .		30.0	62.7	0.9	0.1	5.7	..	0.6	125
VEGETABLES, CANNED.									
Artichokes, as purchased . .	3	..	92.5	0.8	..	5.0	0.6	1.7	110
Asparagus, as purchased . .	14	..	94.4	1.5	0.1	2.8	0.5	1.2	85
Beans, baked, as purchased . .	21	..	68.9	6.9	2.5	19.6	2.5	2.1	690
Beans, string, as purchased . .	29	..	93.7	1.1	0.1	3.8	0.5	1.8	95
Beans, little green, as purch'd	1	..	93.8	1.2	0.1	3.4	0.6	1.5	90
Beans, wax, as purchased . . .	1	..	94.6	1.0	0.1	3.1	0.6	1.2	80
Beans, haricots verts, as purchased . . . . .	7	..	95.2	1.1	0.1	2.5	0.5	1.1	70
Beans, haricots flageolets, as purchased . . . . .	3	..	81.6	4.6	0.1	12.5	1.0	1.2	320
Beans, haricots panaches, as purchased . . . . .	1	..	86.1	3.7	..	9.2	1.0	1.0	240
Beans, lima, as purchased . . .	16	..	79.5	4.0	0.3	14.6	1.2	1.6	360
Beans, red kidney, as purch'd	1	..	72.7	7.0	0.2	18.5	1.2	1.6	480
Brussels sprouts, as purch'd	1	..	93.7	1.5	0.1	3.4	0.5	1.3	95
Corn, green, as purchased . . .	52	..	76.1	2.8	1.2	19.0	0.8	0.9	455
Corn and tomatoes, as purchased . . . . .	2	..	87.6	1.6	0.4	9.6	0.5	0.8	225
Macedoine (mixed vegetables), as purchased . . . .	5	..	93.1	1.4	..	4.5	0.6	1.0	110
Okra, as purchased . . . . .	4	..	94.4	0.7	0.1	3.6	0.7	1.2	85
Okra and tomatoes, as purchased . . . . .	3	..	91.8	1.1	0.3	5.2	0.5	1.6	130
Peas, green, as purchased . . .	88	..	85.3	3.6	0.2	9.8	1.2	1.1	255
Potatoes, sweet, as purchased	2	..	55.2	1.9	0.4	41.4	0.8	1.1	820
Pumpkins, as purchased . . . .	7	..	91.6	0.8	0.2	6.7	1.1	0.7	150
Squash, as purchased . . . . .	5	..	87.6	0.9	0.5	10.5	0.7	0.5	235
Succotash, as purchased . . . .	12	..	75.9	3.6	1.0	18.6	0.9	0.9	455
Tomatoes, as purchased . . . .	19	..	94.0	1.2	0.2	4.0	0.5	0.6	105



Food materials.	Number of analyses.	Refuse.	Water.	Protein.	Fat.	Total carbo- hydrates (in- cluding fiber).	Fiber.	Ash.	Fuel-value per pound.	
		Per ct.	Per ct.	Per ct.	Per ct.	Per ct.	Per ct.	Per ct.	Cals.	
<b>VEGETABLE FOOD (Continued).</b>										
<b>PICKLES, CONDIMENTS, ETC.</b>										
Catsup, tomato, as purchased	2	..	82.8	1.5	0.2	12.3	..	3.2	265	
Horse-radish, as purchased	2	..	86.4	1.4	0.2	10.5	..	1.5	230	
Horse-radish, evaporated, as purchased	1	..	4.3	11.0	0.8	77.7	..	6.2	1685	
Olives, green—										
Edible portion	1	..	58.0	1.1	27.6	11.6	..	1.7	1400	
As purchased	1	..	27.0	42.3	0.8	20.2	..	1.2	1025	
Olives, ripe—										
Edible portion	1	..	64.7	1.7	25.9	4.3	..	3.4	1205	
As purchased	1	..	19.0	52.4	1.4	21.0	..	2.7	975	
Peppers (paprica), green, dried, as purchased	1	..	5.0	15.5	8.5	63.0	..	8.0	1820	
Peppers, red chili, as purch'd	5	..	5.3	9.4	7.7	70.0	..	7.6	1800	
Pickles, cucumber, as purchased	3	..	92.9	0.5	0.3	2.7	..	3.6	70	
Pickles, mixed, as purchased	1	..	93.8	1.1	0.4	4.0	..	0.7	110	
Pickles, spiced, as purchased	1	..	77.1	0.4	0.1	20.7	..	1.7	395	
<b>FRUITS, BERRIES, ETC., FRESH.<sup>1</sup></b>										
Apples—										
Edible portion	29	..	84.6	0.4	0.5	14.2	1.2	0.3	290	
As purchased	..	25.0	63.3	0.3	0.3	10.8	..	0.3	220	
Apricots—										
Edible portion	11	..	85.0	1.1	..	13.4	..	0.5	270	
As purchased	..	6.0	70.9	1.0	..	12.6	..	0.5	255	
Bananas, yellow—										
Edible portion	6	..	75.3	1.3	0.5	22.0	1.0	0.8	460	
As purchased	..	35.0	48.9	0.8	0.4	14.3	..	0.5	300	
Blackberries, as purchased	9	..	86.3	1.3	1.0	10.9	2.5	0.5	270	
Cherries—										
Edible portion	16	..	80.9	1.0	0.8	16.7	0.2	0.5	355	
As purchased	..	5.0	76.8	0.9	0.8	15.9	..	0.5	345	
Cranberries, as purchased	3	..	88.9	0.4	0.6	9.9	1.5	0.2	215	
Currants, as purchased	1	..	85.0	1.5	..	12.8	..	0.7	265	
Figs, fresh, as purchased, average	28	..	79.1	1.5	..	18.8	..	0.5	380	
Grapes—										
Edible portion	5	..	77.4	1.3	1.6	19.2	4.3	0.5	450	
As purchased	..	25.0	58.0	1.0	1.2	14.4	..	0.4	335	
Huckleberries, edible portion	1	..	81.9	0.6	0.6	16.6	..	0.3	345	
Lemons—										
Edible portion	4	..	89.3	1.0	0.7	8.5	1.1	0.5	205	
As purchased	..	30.0	62.5	0.7	0.5	5.9	..	0.4	145	
Lemon-juice	22	..	..	..	..	9.8	..	..	180	
Muskmelons—										
Edible portion	1	..	89.5	0.6	..	9.3	2.1	0.6	185	
As purchased	1	..	50.0	44.8	0.3	..	4.6	..	0.3	90
Nectarines—										
Edible portion	1	..	82.9	0.6	..	15.9	..	0.6	305	
As purchased	1	..	6.6	77.4	0.6	..	14.8	..	0.6	285
Oranges—										
Edible portion	23	..	86.9	0.8	0.2	11.6	..	0.5	240	
As purchased	..	27.0	63.4	0.6	0.1	8.5	..	0.4	170	
Peaches—										
Edible portion	2	..	89.4	0.7	0.1	9.4	3.6	0.4	190	
As purchased	2	..	18.0	73.3	0.5	0.1	7.7	..	0.3	155

<sup>1</sup> Fruits contain a certain proportion of inedible materials, as skin, seeds, etc., which are properly classed as refuse. In some fruits, as oranges and prunes, the amount rejected in eating is practically the same as the refuse. In others, as apples and pears, more or less of the edible material is ordinarily rejected with the skin and seeds and other inedible portions. The edible material which is thus thrown away, and should properly be classed with the waste, is here classed with the refuse. The figures for refuse here given represent, as nearly as can be ascertained, the quantities ordinarily rejected.

## 680 CHEMICAL COMPOSITION OF AMERICAN FOODS.

Food materials.	Number of analyses.	Refuse.	Water.	Protein.	Fat.	Total carbo- hydrates (in- cluding fiber).	Fiber.	Ash.	Fuel-value per pound.	
VEGETABLE FOOD (Continued).										
FRUITS, BERRIES, ETC., FRESH										
(Continued).										
		<i>Per ct.</i>	<i>Per ct.</i>	<i>Per ct.</i>	<i>Per ct.</i>	<i>Per ct.</i>	<i>Per ct.</i>	<i>Per ct.</i>	<i>Cals.</i>	
Pears—										
Edible portion . . . . .	2	..	84.4	0.6	0.5	14.1	2.7	0.4	295	
As purchased . . . . .	..	10.0	76.0	0.5	0.4	12.7	..	0.4	260	
Persimmons, edible portion .	1	..	66.1	0.8	0.7	31.5	1.8	0.9	630	
Pineapple, edible portion . .	1	..	89.3	0.4	0.3	9.7	0.4	0.3	200	
Plums—										
Edible portion . . . . .	3	..	78.4	1.0	..	20.1	..	0.5	395	
As purchased . . . . .	..	5.0	74.5	0.9	..	19.1	..	0.5	370	
Pomegranates, edible portion	2	..	76.8	1.5	1.6	19.5	2.7	0.6	460	
Prunes—										
Edible portion . . . . .	24	..	79.6	0.9	..	18.9	..	0.6	370	
As purchased . . . . .	20	..	5.8	75.6	0.7	..	17.4	..	0.5	335
Raspberries, red, as purch'd	1	..	85.8	1.0	..	12.6	2.9	0.6	255	
Raspberries, black, edible portion . . . . .	3	..	84.1	1.7	1.0	12.6	..	0.6	310	
Raspberry juice, edible por- tion . . . . .	1	..	49.3	0.5	..	49.9	..	0.3	935	
Strawberries—										
Edible portion . . . . .	22	..	90.4	1.0	0.6	7.4	1.4	0.6	180	
As purchased . . . . .	..	5.0	85.9	0.9	0.6	7.0	..	0.6	175	
Watermelons—										
Edible portion . . . . .	2	..	92.4	0.4	0.2	6.7	..	0.3	140	
As purchased . . . . .	..	59.4	37.5	0.2	0.1	2.7	..	0.1	60	
Whortleberries, as purchased	1	..	82.4	0.7	3.0	13.5	3.2	0.4	390	
FRUITS, ETC., DRIED.										
Apples, as purchased . . . .	3	..	28.1	1.6	2.2	66.1	..	2.0	1350	
Apricots, as purchased . . .	2	..	29.4	4.7	1.0	62.5	..	2.4	1290	
Citron, as purchased . . . .	2	..	19.0	0.5	1.5	78.1	..	0.9	1525	
Currants, Zante, as purch'd .	4	..	17.2	2.4	1.7	74.2	..	4.5	1495	
Dates—										
Edible portion . . . . .	2	..	15.4	2.1	2.8	78.4	..	1.3	1615	
As purchased . . . . .	..	10.0	13.8	1.9	2.5	70.6	..	1.2	1450	
Figs, as purchased . . . . .	3	..	18.8	4.3	0.3	74.2	..	2.4	1475	
Grapes, ground, as purchased	1	..	34.8	2.8	0.6	60.5	3.7	1.2	1205	
Pears, as purchased . . . . .	1	..	16.5	2.8	5.4	72.9	..	2.4	1635	
Prunes—										
Edible portion . . . . .	15	..	22.3	2.1	..	73.3	..	2.3	1400	
As purchased . . . . .	..	15.0	19.0	1.8	..	62.2	..	2.0	1190	
Raisins—										
Edible portion . . . . .	3	..	14.6	2.6	3.3	76.1	..	3.4	1605	
As purchased . . . . .	..	10.0	13.1	2.3	3.0	68.5	..	3.1	1445	
Raspberries, as purchased . .	1	..	8.1	7.3	1.8	80.2	..	2.6	1705	
FRUITS, ETC., CANNED; AND JELLIES, PRESERVES, ETC.										
Apples, crab, as purchased . .	1	..	42.4	0.3	2.4	54.4	..	0.5	1120	
Apple sauce, as purchased . .	1	..	61.1	0.2	0.8	37.2	..	0.7	730	
Apricots, as purchased . . . .	1	..	81.4	0.9	..	17.3	..	0.4	340	
Apricot sauce, as purchased .	1	..	45.2	1.9	1.3	48.8	..	2.8	1000	
Blackberries, as purchased . .	1	..	40.0	0.8	2.1	56.4	..	0.7	1150	
Blueberries, as purchased . . .	3	..	85.6	0.6	0.6	12.8	..	0.4	275	
Cherries, as purchased . . . .	1	..	77.2	1.1	0.1	21.1	..	0.5	415	
Cherry jelly—										
1st quality as purchased . . .	1	..	21.0	1.1	..	77.2	..	0.7	1455	
2d quality, as purchased . . .	1	..	38.4	1.2	..	59.8	..	0.6	1135	
Figs, stewed, as purchased . .	1	..	56.5	1.2	0.3	40.9	..	1.1	785	
Grape butter, as purchased . .	1	..	36.7	1.2	0.1	58.5	..	3.5	1115	
Marmalade (orange peel), as purchased . . . . .	1	..	14.5	0.6	0.1	84.5	..	0.3	1585	
Peaches, as purchased . . . . .	3	..	88.1	0.7	0.1	10.8	..	0.3	220	
Pears, as purchased . . . . .	4	..	81.1	0.3	0.3	18.0	..	0.3	355	
Pineapples, as purchased . . .	1	..	61.8	0.4	0.7	36.4	..	0.7	715	
Prune sauce, as purchased . . .	1	..	76.6	0.5	0.1	22.3	..	0.5	430	



CHEMICAL COMPOSITION OF AMERICAN FOODS. 681

Food materials.	Number of analyses.	Refuse.	Water.	Protein.	Fat.	Total carbo- hydrates (in- cluding fiber).	Fiber.	Ash.	Fuel-value per pound.
		Per ct.	Per ct.	Per ct.	Per ct.	Per ct.	Per ct.	Per ct.	Cal.
VEGETABLE FOOD (Continued).									
FRUITS, ETC., CANNED; AND JELLIES, PRESERVES, ETC. (Continued).									
Strawberries, stewed, as purchased . . . . .	1	..	74.8	0.7	..	24.0	..	0.5	460
Tomato preserves, as purch'd	1	..	40.9	0.7	0.1	57.6	..	0.7	1090
NUTS.									
Almonds—									
Edible portion . . . . .	11	..	4.8	21.0	54.9	17.3	2.0	2.0	3030
As purchased . . . . .		45.0	2.7	11.5	30.2	9.5	..	1.1	1660
Beechnuts—									
Edible portion . . . . .	1	..	4.0	21.9	57.4	13.2	..	3.5	3075
As purchased . . . . .	1	40.8	2.3	13.0	34.0	7.8	..	2.1	1820
"Biotes" (acorns) ( <i>Quercus emoryi</i> )—									
Edible portion . . . . .	1	..	4.1	8.1	37.4	48.0	..	2.4	2620
As purchased . . . . .	1	35.6	2.6	5.2	24.1	30.9	..	1.6	1690
Brazil nuts ( <i>Bertholletia excelsa</i> )—									
Edible portion . . . . .	1	..	5.3	17.0	66.8	7.0	..	3.9	3265
As purchased . . . . .	1	49.6	2.6	8.6	33.7	3.5	..	2.0	1655
Butternuts ( <i>Juglans cinerea</i> )—									
Edible portion . . . . .	1	..	4.4	27.9	61.2	3.5	..	2.0	3165
As purchased . . . . .	1	86.4	0.6	3.8	8.3	0.5	..	0.4	490
Chestnuts, fresh—									
Edible portion . . . . .	9	..	45.0	6.2	5.4	42.1	1.8	1.3	1125
As purchased . . . . .	9	16.0	37.3	5.2	4.5	35.4	..	1.1	945
Chestnuts, dried—									
Edible portion . . . . .	8	..	5.9	10.7	7.0	74.2	2.7	2.2	1875
As purchased . . . . .	8	24.0	4.5	8.1	5.3	56.4	..	1.7	1425
Cocoanuts—									
Edible portion . . . . .	1	..	14.1	5.7	50.6	27.9	..	1.7	2760
As purchased . . . . .	1	48.8	7.2	2.9	25.9	14.3	..	0.9	1413
Cocoanut, without milk, as purchased . . . . .									
1	37.3	8.9	3.6	31.7	17.5	..	1.0	1730	
Cocoanut-milk, as purchased . . . . .									
1	..	92.7	0.4	1.5	4.6	..	0.8	155	
Cocoanut, prepared, as purchased . . . . .									
2	..	3.5	6.3	57.4	31.5	..	1.3	3125	
Filberts—									
Edible portion . . . . .	1	..	3.7	15.6	65.3	13.0	..	2.4	3290
As purchased . . . . .	1	52.1	1.8	7.5	31.3	6.2	..	1.1	1575
Hickory nuts—									
Edible portion . . . . .	1	..	3.7	15.4	67.4	11.4	..	2.1	3345
As purchased . . . . .	1	62.2	1.4	5.8	25.5	4.3	..	0.8	1265
Lichi nuts—									
Edible portion . . . . .	1	..	17.9	2.9	0.2	77.5	..	1.5	1505
As purchased . . . . .	1	41.6	10.5	1.7	0.1	45.2	..	0.9	875
Peanuts—									
Edible portion . . . . .	4	..	9.2	25.8	38.6	24.4	2.5	2.0	2560
As purchased . . . . .		24.5	6.9	19.5	29.1	18.5	..	1.5	1935
Peanut butter, as purchased	2	..	2.1	29.3	46.5	17.1	..	5.0	2825
Pecans, polished—									
Edible portion . . . . .	1	..	3.0	11.0	71.2	13.3	..	1.5	3455
As purchased . . . . .	1	53.2	1.4	5.2	33.3	6.2	..	0.7	1620
Pecans, unpolished—									
Edible portion . . . . .	1	..	2.7	9.6	70.5	15.3	..	1.9	3435
As purchased . . . . .	1	46.3	1.5	5.1	37.9	8.2	..	1.0	1846
Pine nuts—									
Pignolias, edible portion . . . . .	1	..	6.4	33.9	49.4	6.9	..	3.4	2845
Piniones ( <i>Pinus monophylla</i> )—									
Edible portion . . . . .	1	..	3.8	6.5	60.7	26.2	..	2.8	3170
As purchased . . . . .	1	41.7	2.2	3.8	35.4	15.3	..	1.6	1850
Pifion ( <i>Pinus edulis</i> )—									
Edible portion . . . . .	1	..	3.4	14.6	61.9	17.3	..	2.8	3205
As purchased . . . . .	1	40.6	2.0	8.7	36.8	10.2	..	1.7	1905

682 CHEMICAL COMPOSITION OF AMERICAN FOODS.

Food materials	Number of analyses.	Refuse.	Water.	Protein.	Fat.	Total carbo- hydrates (in- cluding fiber).	Fiber.	Ash.	Fuel-value per pound.
<b>VEGETABLE FOOD (Continued).</b>									
<b>NUTS (Continued).</b>									
<b>Pine nuts (Continued)—</b>									
<b>Sabine pine nut (<i>Pinus sa-</i> <i>biniana</i>)—</b>									
Edible portion . . . . .	1	..	5.1	28.1	53.7	8.4	..	4.7	2945
As purchased . . . . .	1	77.0	1.2	6.5	12.3	1.9	..	1.1	675
<b>Pistachios—</b>									
First quality, shelled, edi- ble portion . . . . .	1	..	4.2	22.3	54.0	16.3	..	3.2	2995
Second quality, shelled, edible portion . . . . .	1	..	4.3	22.8	54.9	14.9	..	3.0	3020
<b>Walnuts, California—</b>									
Edible portion . . . . .	1	..	2.5	18.4	64.4	13.0	1.4	1.7	3380
As purchased . . . . .	1	73.1	0.7	4.9	17.3	3.5	..	0.5	885
<b>Walnuts, California, black—</b>									
Edible portion . . . . .	2	..	2.5	27.6	56.3	11.7	1.7	1.9	3105
As purchased . . . . .	..	74.1	0.6	7.2	14.6	3.0	..	0.5	805
<b>Walnuts, California, soft shell—</b>									
Edible portion . . . . .	4	..	2.5	16.6	63.4	16.1	2.6	1.4	3285
As purchased . . . . .	..	58.1	1.0	6.9	26.6	6.8	..	0.6	1375
"Malted nuts," as purchased	1	..	2.6	23.7	27.6	43.9	..	2.2	2240
<b>MISCELLANEOUS.</b>									
Chocolate, as purchased . . .	2	..	5.9	12.9	48.7	30.3	..	2.2	2860
Cocoa, as purchased . . . . .	3	..	4.6	21.6	28.9	37.7	..	7.2	2320
Cereal coffee infusion (1 part boiled in 20 parts water) . .	5	..	98.2	0.2	..	1.4	..	0.2	30
Yeast, compressed, as pur- chased . . . . .	1	..	65.1	11.7	0.4	21.0	..	1.8	625

Food materials.	Number of analyses.	Refuse.	Water.	Protein.		Fat.	Total carbo- hydrates.	Ash.	Fuel-value per pound.
				N × 6.25.	By differ- ence.				
<b>UNCLASSIFIED FOOD MATERIALS.</b>									
<b>ANIMAL AND VEGETABLE.</b>									
<i>Soups, home-made.</i>									
Beef soup, as purchased . . .	2	..	92.9	4.4	..	0.4	1.1	1.2	120
Bean soup, as purchased . . .	1	..	84.3	3.2	..	1.4	9.4	1.7	295
Chicken soup, as purchased . .	1	..	84.3	10.5	..	0.8	2.4	2.0	275
Clam chowder, as purchased . .	2	..	88.7	1.8	..	0.8	6.7	2.0	195
Meat stew, as purchased . . .	5	..	84.5	4.6	..	4.3	5.5	1.1	370
<i>Soups, canned.</i>									
Asparagus, cream of, as pur- chased . . . . .	1	..	87.4	2.5	..	3.2	5.5	1.4	285
Bouillon, as purchased . . . .	3	..	96.6	2.2	..	0.1	0.2	0.9	50
Celery, cream of, as purch'd . .	1	..	88.6	2.1	..	2.8	5.0	1.5	250
Chicken gumbo, as purch'd . .	2	..	89.2	3.8	..	0.9	4.7	1.4	195
Chicken soup, as purchased . .	2	..	93.8	3.6	..	0.1	1.5	1.0	100
Consommé, as purchased . . . .	1	..	96.0	2.5	..	..	0.4	1.1	55
Cream, corn of, as purchased . .	1	..	86.8	2.5	..	1.9	7.8	1.0	270
Julienne, as purchased . . . .	1	..	95.9	2.7	..	..	0.5	0.9	60
Mock turtle, as purchased . . .	2	..	89.8	5.2	..	0.9	2.8	1.3	185
Mulligatawny, as purchased . .	2	..	89.3	3.7	..	0.1	5.7	1.2	180



**CHEMICAL COMPOSITION OF AMERICAN FOODS. 683**

Food materials.	Number of analyses.	Refuse.	Water.	Protein.		Fat.	Total carbohydrates.	Ash.	Fuel-value per pound.
				N × 6.25.	By difference.				
<b>UNCLASSIFIED FOOD MATERIALS (Continued).</b>									
<b>ANIMAL AND VEGETABLE (Continued).</b>									
<i>Soups, canned (Continued).</i>									
<b>Oxtail—</b>									
Edible portion . . . . .	2	..	88.8	4.0	..	1.3	4.3	1.6	210
As purchased . . . . .	1	1.8	87.8	3.8	..	0.5	4.2	1.9	170
Pea soup, as purchased . . . .	4	..	86.9	3.6	..	0.7	7.6	1.2	235
Pea, cream of green, as purchased . . . . .	1	..	87.7	2.6	..	2.7	5.7	1.3	270
Tomato soup, as purchased . . .	2	..	90.0	1.8	..	1.1	5.6	1.5	185
Turtle, green, as purchased . .	1	..	86.6	6.1	..	1.9	3.9	1.5	265
Vegetable, as purchased . . . .	1	..	95.7	2.9	..	..	0.5	0.9	65
<i>Miscellaneous.</i>									
Hash, as purchased . . . . .	1	..	80.3	6.0	..	1.9	9.4	2.4	365
"Infants' and invalids' foods," as purchased <sup>1</sup> . . . . .	22	..	6.0	12.7	..	3.3	76.2	1.8	1795
Mincemeat, commercial, as purchased . . . . .	3	..	27.7	6.7	..	1.4	60.2	4.0	1305
Mincemeat, home-made, as purchased . . . . .	3	..	54.4	4.8	..	6.7	32.1	2.0	970
Salad, ham, as purchased . . . .	1	..	69.4	15.4	..	7.5	5.6	2.0	710
Sandwich, egg, as purchased . .	1	..	41.4	9.6	..	12.7	34.5	1.8	1355
Sandwich, chicken, as purchased . . . . .	1	..	48.5	12.3	..	5.4	32.1	1.7	1055

<sup>1</sup> This includes malted milk, infants' foods, and similar preparations which are sold under various trade names, but are similar in composition.





*Eggs.*  
Poached,  
Omelet,  
Scrambled.

*Milk.*  
Whole,  
Skimmed,  
Peptonized,  
Buttermilk,  
Whey,  
Curd,  
Kumiss,  
Kefir,  
Matzoon,  
Cream,  
Boiled milk,  
Pasteurized milk,  
Milk and barley-water,

*Butter.*

*Cheese.*  
Cream,  
American,  
Cheshire,  
Cheddar,  
Pineapple,  
Sweitzer,  
Roquefort,  
Camembert.

*Cereals, etc.*  
Oatmeal,  
Cracked wheat,  
Rice,  
Barley,  
Farina,  
Corn meal,  
Hominy,  
Buckwheat,  
Cereal gruels,  
Sago,  
Tapioca,  
Macaroni,  
Spaghetti.

*Legumes.*  
Peas,  
Beans,  
Lima beans,  
Green beans,  
Navy beans,  
Lentils.

*Roots and Tubers.*  
Potatoes,  
Baked,  
Boiled,  
Mashed,

Sweet potatoes,  
Jerusalem artichoke,  
Beets,  
Carrots,  
Parsnips,  
Turnips.

*Green Vegetables.*  
Cabbage,  
Cauliflower,  
Brussel sprouts,  
Sour kraut,  
Spinach,  
Vegetable marrow,  
Sea kale,  
Tomatoes,  
Lettuce,  
Endives,  
Sorrel,  
Chicory,  
Watercress,  
Asparagus,  
Salsify,  
Rhubarb,  
Celery,  
Squash,  
Green corn.

*Fruit.*  
Raw,  
Stewed,  
Oranges,  
Lemons,  
Apples,  
Pears,  
Peaches,  
Bananas,  
Grapes,  
Plums,  
Prunes,  
Cherries,  
Olives,  
Pine apples,  
Melons,  
Dates,  
Figs,  
Berries.

*Nuts.*  
*Breads.*  
Stale,  
Toasted,  
Pulled,  
Zwieback.  
White flour,  
Graham flour,  
Rye,  
Crackers,  
Gluten bread,

*Desserts.*  
Puddings,  
Bread,  
Cornstarch,  
Blanc mange,  
Rice,  
Tapioca,  
Junket,  
Cup custard,

*Ice Cream.*  
Vanilla,  
Chocolate,  
Fruit flavors.

*Water Ices.*  
Lemon,  
Orange,  
Sherbet,

*Cakes.*  
Sponge cake,  
Lemon jelly,  
Wine jelly,  
Honey.

*Beverages.*  
Egg-nog,  
Egg broth,  
Albumin water,  
Lemonade,  
Imperial drink,  
Flaxseed tea,  
Grape juice,  
Oatmeal,  
Barley water,  
Rice water,  
Tea,  
Coffee,  
Chocolate,  
Cocoa.

*Mineral Waters.*  
Vichy,  
Lithia water,  
Appollinaris,  
White Rock,  
Poland,  
Congress,  
Hathorne,  
Carlsbad.

*Alcoholic Beverages.*  
According to special direc-  
tions.

It is frequently found advisable to have a list of the articles of diet most frequently forbidden. The following will be found useful :

Rich soups,	Goose,	Cauliflower,	Pies,
Fried foods,	Sausage,	Celery,	Pastries,
Pork,	Twice-cooked	Radishes,	Preserves,
Veal,	meats,	Cabbage,	Strong tea,
Stews,	Crabs,	Sweet potatoes,	Strong coffee,
Hashes,	Preserved fish,	Beets,	Alcoholic stimu-
Corned meats,	Smoked fish,	Salads,	lants,
Potted meats,	Salted fish,	Hot bread,	Iced water,
Liver,	Salmon,	Hot cakes,	Ice cream.
Kidney,	Salt mackerel,	Nuts,	
Duck,	Sardines,	Candies,	

#### FEVER.

**General Directions.**—As a rule, the food should be fluid and given at regular intervals in small quantities.

#### May take :

**Milk.**—Milk and barley water, malted milk, peptonized milk, kumiss, kefir, buttermilk, egg-nog (small quantity), milk punch, milk Vichy.

**Soups.**—Clam broth, oyster broth, chicken, mutton or beef broth, beef juice, beef-tea, bouillon with egg, liquid beef preparations, as panopepton, liquid beef peptonoids, tonic beef, and the like. These should be diluted with water.

**Eggs.**—Albumin water with flavoring of orange or lemon juice, with wine as sherry or other stimulants.

**Drinks.**—Water, lemonade, orangeade, grape juice, barley water, rice water, Vichy, Apollinaris, Poland, White Rock.

#### DYSPEPSIA AND CHRONIC GASTRITIS.

#### May take :

**Soups.**—Mutton, chicken, beef, oyster, bouillon, rice, tapioca, barley, vermicelli, clam.

**Meats.**—Boiled brains, boiled or broiled sweetbreads, raw scraped, boiled, or broiled beef, broiled steak, roast beef or mutton, broiled chops, roast lamb, lamb chops, boiled, broiled, or roasted chicken, squab, turkey, birds.

**Fish.**—Raw, broiled, or stewed oysters, boiled or broiled mackerel, rock, bass, trout, or blue-fish.

**Eggs.**—Raw, soft boiled, poached.

**Vegetables.**—Asparagus, spinach peas, string beans, lima beans, (best mashed and strained) potatoes (baked or mashed), turnips, carrots, (mashed and strained), lettuce (without vinegar), cresses, (without vinegar.)

**Farinaceous Food.**—Rice, cornstarch, sago, tapioca, arrowroot, hominy, grits, vermicelli, cream of wheat, stale wheat bread, toast, graham bread, corn bread, pulled bread, zwieback.

**Desserts.**—Blanc-mange, hominy, custards, rice pudding, tapioca pudding, bread pudding.

**Fruits.**—Lemons, oranges, raw, baked, or stewed apples, grapes, stewed apricots, raw, or stewed, peaches, stewed pears, stewed prunes, stewed cherries.



**Fatty Foods.**—Butter, cream, pure olive oil.

**Drinks.**—Taken mainly between meals. Milk, buttermilk, malted milk, peptonized milk, milk with lime-water, milk with Vichy, milk flavored with tea, milk flavored with coffee, kefir, kumiss, junket, whey, cocoa, albumin-water, hot water, grape juice.

**Mineral Waters.**—Vichy, Apollinaris, Poland, Lithia water, Congress, Hathorne, Carlsbad.

### Must not take :

Rich Soups, fried foods, pork, veal, stews, hashes, corned meat, potted meat, liver, kidney, duck, goose, sausage, crabs, lobsters, preserved fish, smoked fish, salted fish, salmon, salt mackerel, sardines, celery, corn, radish, cabbage, tomatoes, cucumbers, sweet potatoes, beets, salads, hot bread or cakes, nuts, candies, pies, pastry, cheese, strong tea, strong coffee, alcoholic stimulants, ice-water, ice-cream.

## DILATATION OF THE STOMACH.

### May take :

**Meats.**—Boiled brains, boiled or broiled sweetbreads, raw scraped beef, broiled steak, roast beef, roast lamb, chops, boiled, broiled, or roasted chicken, broiled or roasted squab, birds or turkey.

**Fish.**—Raw, broiled or stewed oysters, broiled or boiled mackerel, rock, bass, trout, or blue-fish.

**Eggs.**—Raw, soft-boiled, poached.

**Vegetables.**—Asparagus, spinach, peas, string beans, lima beans, (best mashed and strained) potatoes (baked or mashed,) turnips, carrots, (mashed and strained) lettuce (without vinegar,) cresses (without vinegar.)

**Farinaceous Food.**—Rice, cornstarch, sago, tapioca, arrowroot, hominy, grits, vermicelli, cream of wheat, stale wheat bread, toast, toasted crackers, corn bread, pulled bread, zwieback.

**Desserts.**—Blanc-mange, custards.

**Fruits.**—Baked or stewed apples, stewed prunes.

**Fatty Foods.**—Butter (small quantity,) cream.

**Drinks.**—Take mainly between meals. Milk, malted milk, peptonized milk, milk flavored with tea, milk flavored with coffee, albumin-water, water (not with meals.)

### Must not take :

Soups, fried foods, pork, veal, stews, hashes, corned meat, potted meat, liver, kidney, duck, goose, sausage, crabs, lobsters, preserved fish, smoked fish, salted fish, salmon, salt mackerel, sardines, cauliflower, celery, radishes, corn, cabbage, cucumber, tomatoes, sweet potatoes, beets, salads, hot bread or cakes, nuts, candies, pies, pastry, cheese, strong tea, strong coffee, alcoholic stimulants, ice-water, ice-cream.

## ATONY OF THE STOMACH.

### May take :

**Meats.**—Boiled brains, boiled or broiled sweetbreads, raw scraped, boiled or broiled beef, broiled steak, roasted mutton, broiled chops, roast lamb, boiled, broiled or roasted chicken, broiled or roasted squab, roast turkey, broiled or roast birds.

**Fish.**—Raw, broiled, or stewed oysters, broiled or boiled mackerel, rock, bass, trout or blue-fish.

**Eggs.**—Raw, soft-boiled, or poached.

**Vegetables.**—Asparagus, spinach, peas, string beans, lima beans, (best mashed and strained), potatoes (baked or mashed), turnips, carrots, lettuce (without vinegar), cresses (without vinegar).

**Farinaceous Foods.**—Rice, cornstarch, sago, tapioca, arrowroot, hominy, grits, vermicelli, cream of wheat, stale wheat bread, toast, graham bread, corn bread, pulled bread, zwieback.

**Desserts.**—Blanc-mange, honey, custards, rice pudding, tapioca pudding, bread pudding.

**Fruits.**—Lemons, oranges, raw (scraped), baked or stewed apples, grapes, stewed apricots, raw or stewed peaches, stewed pears, stewed prunes, figs.

**Fatty Foods.**—Butter, cream.

**Drinks.**—Taken mainly between meals. Milk, buttermilk, malted milk, peptonized milk, milk with lime-water, milk with Vichy, milk flavored with tea, milk flavored with coffee, kefir, kumiss, junket, whey, cocoa, albumin-water, water (not with meals), hot water, grape juice.

### Must not take :

Soups, fried foods, pork, veal stews, hashes, corned meat, potted meat, liver, kidney, duck, goose, sausage, crabs, lobsters, preserved fish, smoked fish, salmon, salt mackerel, sardines, cauliflower, celery, radishes, cabbage, cucumber, sweet potatoes, beets, salads, hot bread or cakes, nuts, candies, pies, pastry, cheese, strong tea, strong coffee, alcoholic stimulants, ice-water, ice-cream.

### HYPERCHLORHYDRIA OR HYPERACIDITY.

#### May take :

**Meats.**—Boiled or broiled brains, raw scraped beef, boiled or broiled beef, broiled steak, roast mutton, broiled chops, roast lamb, boiled, broiled or roasted chicken, broiled or roasted squab, roast turkey, broiled or roasted birds.

**Farinaceous Food.**—Rice, cornstarch, sago, tapioca, arrowroot, hominy, grits, vermicelli, cream of wheat, stale wheat bread, toast, corn bread, pulled bread, zwieback.

**Fruits.**—Baked or stewed apples, stewed apricots, stewed peaches, stewed pears, stewed prunes.

**Fatty Foods.**—Butter, cream, pure olive oil.

**Drinks.**—Taken mainly between meals. Milk, buttermilk, malted milk, peptonized milk, milk with lime-water, milk with Vichy, milk flavored with tea, milk flavored with coffee, kefir, kumiss, junket, whey, cocoa, albumin-water, water (not with meals), hot water.

**Mineral Waters.**—Vichy, Apollinaris, Poland, Lithia water, Congress, Hathorne, Carlsbad.

### Must not take :

Soups, fried foods, pork, veal, stews, hashes, corned meat, potted meat, liver, kidney, duck, goose, sausage, crabs, lobsters, preserved fish, smoked fish, salmon, salt mackerel, sardines, cauliflower, celery, cocoa, radishes, cucumbers, sweet potatoes, beets, tomatoes, acid fruits, salads, hot bread or cakes, nuts, candies, pies, pastry, cheese, strong tea, strong coffee, alcoholic stimulants, ice-water, ice-cream.

### ULCER OF THE STOMACH.

**FIRST WEEK.**—Broth, mutton, chicken, beef, oysters, bouillon, flour.

**Eggs.**—Raw or in bouillon.

**Drinks.**—Milk with Vichy, milk with lime-water.

**SECOND WEEK.**—**Broths.**—Mutton, chicken, beef, oyster, bouillon, flour, rice, barley.



**Eggs.**—Raw or in bouillon, soft-boiled.

**Drinks.**—Milk with Vichy or lime-water.

**Farinaceous Foods.**—Bread, milk-toast, rice served in milk or bouillon, tapioca served in milk or bouillon.

**THIRD WEEK.—Broths.**—Mutton, chicken, beef, oyster, bouillon, tapioca, rice, barley, clam, vermicelli.

**Meats.**—Brains boiled, sweetbreads boiled, broiled, beef raw, scraped, broiled steak, lamb chops, chicken, boiled, broiled, squab broiled.

**Fish.**—Raw, broiled, or stewed oysters, boiled rock or bass.

**Eggs.**—Raw, soft boiled.

**Farinaceous Foods.**—Rice, cornstarch, sago, tapioca, arrowroot, grits, cream of wheat, toast, zwieback.

**Fatty Foods.**—Butter.

**Drinks.**—Milk, malted milk, peptonized milk, milk with Vichy, milk with lime-water, milk with tea, milk in coffee, kefir, kumiss, junket, whey, cocoa, albumin-water, Apollinaris.

**FOURTH WEEK.**

### May take :

**Soups.**—Mutton, chicken, beef, oyster, bouillon, rice, tapioca, barley, vermicelli, clam.

**Meats.**—Boiled brains, boiled or broiled sweetbreads, raw scraped, boiled, or broiled beef, broiled steak, roast beef, roast mutton, broiled mutton chops, roast lamb, lamb chops, boiled, broiled, or roasted chicken, broiled or roasted squab or other birds.

**Fish.**—Raw, broiled, or stewed oysters, broiled or boiled mackerel, rock, bass, trout or blue-fish.

**Eggs.**—Raw, soft-boiled, poached.

**Vegetables.**—Asparagus, spinach, peas (mashed and strained), potatoes (baked or mashed), turnips, carrots (mashed and strained).

**Farinaceous Foods.**—Rice, cornstarch, sago, tapioca, arrowroot, hominy, grits, vermicelli, cream of wheat, stale wheat bread, toast, corn bread, pulled bread, zwieback.

**Desserts.**—Blanc-mange, custards, rice pudding, tapioca pudding, bread pudding.

**Fatty Foods.**—Butter, cream, pure olive oil.

**Drinks.**—Milk, buttermilk, malted milk, peptonized milk, milk with lime-water, milk with Vichy, milk flavored with tea, milk flavored with coffee, kefir, kumiss, junket, whey, cocoa, albumin-water, water (not with meals), hot water, grape juice. *Mineral waters.*—Vichy, Apollinaris, Poland, Carlsbad.

### CHRONIC DIARRHEA.

### May take :

**Soups.**—Mutton, chicken, oyster, bouillon, rice, tapioca, barley, vermicelli, clam.

**Meats.**—Boiled brains, boiled or broiled sweetbreads, raw scraped beef, broiled steak, roast, broiled mutton chops, lamb chops, boiled or broiled chicken, broiled squab, roast turkey, broiled birds.

**Fish.**—Raw, broiled, or stewed oysters, broiled or boiled mackerel, rock, bass, trout or blue-fish.

**Eggs.**—Raw, soft-boiled, poached.

**Vegetables.**—Asparagus, spinach, peas (mashed and strained), potatoes (baked or mashed).

**Farinaceous Foods.**—Rice, cornstarch, sago, tapioca, arrowroot, hominy, grits, vermicelli, cream of wheat, stale wheat bread, toast, pulled bread, zwieback.

**Desserts.**—Blanc-mange, custards, rice pudding, tapioca pudding, bread pudding.

**Fatty Foods.**—Butter (small quantity).

**Drinks.**—Milk (boiled), malted milk, peptonized milk, milk with lime-water, milk flavored with tea, junket, whey, cocoa (Acorn), albumin-water, water (not with meals).

**Alcoholic Stimulants.**—Port wine, brandy at times.

### Must not take :

Rich soups, fried foods, pork, veal, stews, hashes, corned meat, potted meat, liver, kidney, duck, goose, sausage, crabs, lobsters, preserved fish, smoked fish, salted fish, salmon, salt mackerel, sardines, cauliflower, celery, radishes, tomatoes, cabbage, corn, cucumbers, sweet potatoes, beets, salads, hot bread or cakes, nuts, candies, pies, pastry, cheese, strong tea, strong coffee, alcoholic stimulants, ice-water, ice-cream, oatmeal, graham bread, fruits.

### CHRONIC CONSTIPATION.

#### May take :

**Soups.**—Mutton, chicken, beef, oyster, bouillon, rice, tapioca, barley, vermicelli, clam.

**Meats.**—Boiled brains, boiled or broiled sweetbreads, raw scraped, boiled, or broiled beef, broiled steak, roast beef, roast mutton, broiled mutton chops, roast lamb, lamb chops, boiled, broiled, or roasted chicken, broiled or roast squab, roast turkey, broiled birds.

**Fish.**—Raw, broiled, stewed, or panned oysters, broiled, boiled, or baked mackerel, rock, bass, trout, blue-fish, eggs.

**Vegetables.**—Asparagus, boiled onions, celery, spinach, peas, corn, string beans, lima beans, tomatoes, potatoes, sweet potatoes, turnips, carrots, cauliflower, lettuce, cresses, sour-kraut.

**Farinaceous Foods.**—Oatmeal, cornstarch, sago, tapioca, hominy, grits, vermicelli, cream of wheat, wheat bread, graham bread, corn bread, brown bread, rye bread.

**Desserts.**—Ice cream, blanc-mange, honey, syrup, custards, rice pudding, tapioca pudding, bread pudding.

**Fruits.**—Lemons, oranges, raw, baked or stewed apples, grapes, apricots, raw or stewed peaches, stewed pears, prunes, or cherries, figs.

**Fatty Foods.**—Butter, cream, pure olive oil.

**Drinks.**—Taken mainly between meals. Milk, buttermilk, malted milk, milk flavored with tea, milk flavored with coffee, kefir, kumiss, junket, whey, albumin-water, water (not with meals), hot water, grape juice, cider. *Mineral Waters.*—Vichy, Apollinaris, Poland, Lithia water, Congress, Hathorne, Carlsbad.

#### Must not take :

Tea, claret, cocoa, chocolate, rice, barley or farina gruels, huckleberries, cheese, alcoholic stimulants.

### DEBILITY AND ANEMIA.

#### May take :

**Thickened Soups.**—Mutton, chicken, beef, oyster, bouillon, rice, tapioca, barley, vermicelli, vegetable.

**Meats.**—Raw scraped beef, chopped, boiled, or rare broiled steak, rare roast beef, roast mutton, broiled chops, roast lamb, lamb chops, boiled, broiled, or roast chicken, broiled or roasted squab.

**Fish.**—Raw, broiled, or stewed oysters, broiled or boiled mackerel, rock, bass, trout or blue-fish.



**Eggs.**—Raw and with sherry, soft boiled, poached, scrambled.

**Vegetables.**—Asparagus, spinach, peas, string beans, lima beans, potatoes (baked or mashed), tomatoes, raw, lettuce (without vinegar), cresses (without vinegar), celery, onions.

**Farinaceous Foods.**—Rice, cornstarch, sago, tapioca, arrowroot, mush, hominy, rolled oats, grits, cakes, vermicelli, macaroni, cream of wheat, pulled bread, zwieback, brown bread.

**Desserts.**—Blanc-mange, honey, jellies and jams, custards, marmalades, rice pudding, tapioca pudding, bread pudding, calf's-foot jelly.

**Fruits.**—Lemons, oranges, raw, baked, or stewed apples, grapes, raw or stewed apricots, raw or stewed peaches, raw or stewed pears, stewed prunes, raw or stewed cherries, figs.

**Fatty Foods.**—Butter, cream, pure olive oil, cod liver oil.

**Drinks.**—Milk, buttermilk, malted milk, peptonized milk, milk with lime-water, milk with Vichy, milk flavored with tea, milk flavored with coffee, kefir, kumiss, junket, whey, chocolate (vigor), albumin-water, water (not with meals), grape juice, malt extract. *Mineral Waters.*—Vichy, Apollinaris, Poland, White Rock.

#### Must not take :

Thin soups, pork, veal, stews, hashes, corned meat, turkey, sausage, cabbage, turnips, cucumbers, carrots, sweet potatoes, pickles, salads, bananas, candies, pies, pastry, strong teas, strong coffee, alcoholic stimulants.

#### OBESITY.

**General Directions.**—Avoid sugars and starchy food and take little or no fatty food. Eat sparingly and take but little fluid, and that, apart from meals.

#### May take :

**Soups** (small quantity).—Chicken, beef, oyster, bouillon, clam.

**Meats.**—Once daily, lean raw scraped, boiled, broiled beef, broiled steak or roast beef, roast mutton, broiled chops, roast lamb or lamb chops, boiled or broiled chicken.

**Fish.**—Oysters, raw, boiled mackerel, boiled rock, boiled trout.

**Eggs.**—Soft-boiled, poached.

**Vegetables** (best mashed and strained).—Asparagus, spinach, peas, string beans, lima beans, tomatoes, cabbage, cauliflower, lettuce, cresses, celery, onions, radishes, olives.

**Farinaceous Foods.**—Stale wheat bread (small quantity), zwieback, toast (small quantity), graham bread, gluten bread (small quantity).

**Fruits** (acid).—Lemons, oranges, raw apples, grapes, raw peaches, cherries, berries.

**Drinks.**—Water (not with meals), hot water, tea (no sugar or milk), coffee (no sugar or milk). *Mineral Waters.*—Vichy, Lithia water, Rubinat, Hunyadi, Carlsbad.

#### Must not take :

Rich soups, fried foods, pork, veal, stews, hashes, corned meat, potted meat, liver, kidney, duck, goose, sausage, crabs, lobsters, preserved fish, smoked fish, salted fish, salmon, bluefish, salt mackerel, herring, hominy, oatmeal, rice, puddings, sardines, celery, potatoes, turnips, carrots, parsnips, sweet potatoes, beets, hot bread or cakes, nuts, candies, pies, pastry, alcoholic stimulants.

## DIABETES.

**General Directions.**—Eat meats, eggs, green vegetables, and fatty foods, and avoid sugars, starchy foods, and liver.

**May take :**

**Soups.**—Chicken, beef, veal, mutton, oyster, turtle, terrapin, clam broth, (no flour).

**Meats.**—All kinds except liver. Gelatin jellies.

**Cheese.**—All kinds of cheese, especially cream cheese.

**Fish.**—All kinds of fish and in any form, oysters, clams, terrapin, lobster, shrimp, salt fish, unless they cause too great thirst.

**Farinaceous Foods.**—Gluten bread, cakes, biscuit and porridges, almond cakes and bread, Soya bread.

**Vegetables.**—Green vegetables, spinach, lettuce, romaine, chicory, sorrel, kale, artichokes, endives, pickles, cucumbers, cranberries, truffles, mushrooms.

**Vegetables sometimes allowable.**—Green string beans, cauliflower, cabbage, sour-kraut, slaw, egg-plant, vegetable marrow, asparagus, onions.

**Fruits.**—Acid fruits of any kind, sour apples, sour cherries, sour oranges, lemons, grape-fruit, goose-berries, red currants.

**Nuts.**—All sorts of oily nuts, as cocoanut, walnuts, filberts, almonds, butternuts, pecans, Brazil nuts.

**Fatty Foods.**—Cream, butter, olive oil, cod liver oil, bone marrow.

**Drinks.**—Tea or coffee without sugar, alkaline mineral waters, Rhine wines, claret, Burgundy, brandy, whiskey.

**Allowable at Times under Special Directions.**—Milk, bread, potatoes, and oatmeal. (See Diet cures in Diabetes.)

**Must not take :**

All sweet foods, sugars, confections, and the like. All starchy food, as rice, hominy, and foods prepared with flour, etc.

**Meats.**—Liver, pâté de foie gras.

**Vegetables.**—Potatoes, turnips, beets, carrots, peas, beans (not always string beans), cauliflower, sweet fruits, dates, grapes, peaches, prunes, bananas, preserves, and jellies.

**Nuts.**—Peanuts, and chestnuts.

**Beverages.**—Sweet wines, cider, cordials, beers, porter.

## GOUT AND GOUTINESS.

**General Directions.**—Take moderate quantities of plain nutritious foods. Avoid excesses of meat, all rich foods, and eat only moderate quantities of starches and sugars.

**May take :**

**Soups.**—Meat soups in small quantities. Mutton (weak), chicken (weak), beef (weak), oyster, bouillon, rice, tapioca, barley, vermicelli, clam, vegetable.

**Lean Meats.**—Roast mutton chops, lamb chops, boiled, broiled, or roasted chicken, broiled or roasted squab, ham, bacon, broiled or roasted birds (once a day).

**Fish.**—Raw, broiled, or stewed oysters, boiled or broiled rock, bass, trout or bluefish.

**Eggs.**—In small quantity, raw.



**Vegetables.**—Spinach, young peas, string beans, potatoes (baked, small quantity), turnips, cauliflower, cabbage, lettuce (without vinegar), celery, cresses (without vinegar), onions.

**Farinaceous Foods.**—Rice in small quantity, oatmeal, cornstarch, sago, tapioca, arrowroot, hominy, grits, vermicelli, cream of wheat, stale wheat bread, toast, graham bread, rye bread, corn bread, pulled bread, zwieback.

**Desserts.**—Blanco-mange (no sugar), custards (no sugar), rice pudding (no sugar), tapioca pudding (no sugar), bread pudding (no sugar), milk pudding.

**Fruits.**—Lemons, oranges, apples (tart) raw, baked or stewed, stewed apricots, raw or stewed peaches, stewed prunes, stewed cherries. Fruit to be stewed without sugar.

**Fatty Foods.**—Butter.

**Drinks.**—Taken mainly with meals. Milk, buttermilk, peptonized milk, milk with Vichy, milk flavored with tea, milk flavored with coffee, kefir, kumiss, junket, whey, lime juice or lemonade without sugar, water, hot water. *Mineral Waters.*—Vichy, Apollinaris, Poland, Lithia water, Carlsbad.

### Must not take :

Rich soups, fried foods, hard-boiled eggs, pork, veal, stews, hashes, turkey, corned meat, potted meat, liver, kidney, duck, goose, sausage, crabs, lobsters, preserved fish, smoked fish, salted fish, salmon, salt mackerel, sardines, radishes, mushrooms, asparagus, tomatoes, dried beans, old peas, pickles, sweet potatoes, beets, hot bread or cakes, nuts candies, preserves, pies, pastry, rich puddings, cheese, strong tea, strong coffee, alcoholic stimulants, sweet wines, ice-cream, stewed berries, cider.

### ALBUMINURIA.

## WEIGHTS AND MEASURES.

### *Relative Value of Apothecaries' and Metric Measure.*

Minims.	Cubic centimeters.	Minims.	Cubic centimeters.	Fluidounces.	Cubic centimeters.	Fluidounces.	Cubic centimeters.
1 =	0.06	30 =	1.90	1 =	30.00	21 =	621.00
2 =	0.12	35 =	2.16	2 =	59.20	22 =	650.00
3 =	0.18	40 =	2.50	3 =	89.00	24 =	710.00
4 =	0.24	45 =	2.80	4 =	118.40	25 =	740.00
5 =	0.30	50 =	3.08	5 =	148.00	26 =	769.00
6 =	0.36	55 =	3.40	6 =	178.00	27 =	798.07
7 =	0.42			7 =	207.00	28 =	828.80
8 =	0.50			8 =	236.00	30 =	887.25
9 =	0.55			9 =	266.00	31 =	917.00
10 =	0.60			10 =	295.70	32 =	946.00
11 =	0.68	1 =	3.75	12 =	355.00	48 =	1419.00
12 =	0.74	1 $\frac{1}{4}$ =	4.65	13 =	385.00	56 =	1655.00
13 =	0.80	1 $\frac{1}{2}$ =	5.60	14 =	414.00	64 =	1892.00
14 =	0.85	1 $\frac{3}{4}$ =	6.51	15 =	444.00	72 =	2128.00
15 =	0.92	2 =	7.50	16 =	473.11	80 =	2365.00
16 =	1.00	3 =	11.25	17 =	503.00	96 =	2839.00
17 =	1.05	4 =	15.00	18 =	532.00	112 =	3312.00
18 =	1.12	5 =	18.50	19 =	591.50	128 =	3785.00
19 =	1.17	6 =	22.50				
20 =	1.25	7 =	26.00				
25 =	1.54						

### *Relative Value of Metric and Apothecaries' Measure.*

Cubic centimeters.	Fluidounces.	Cubic centimeters.	Fluidounces.	Cubic centimeters.	Fluidrams.	Cubic centimeters.	Minims.
1000 =	33.81	400 =	13.53	25 =	6.76	4 =	64.80
900 =	30.43	300 =	10.14	10 =	2.71	3 =	48.60
800 =	27.05	200 =	6.76	9 =	2.43	2 =	32.40
700 =	23.67	100 =	3.38	8 =	2.16	1 =	16.23
600 =	20.29	75 =	2.53	7 =	1.89	0.50 =	8.11
500 =	16.90	50 =	1.69	6 =	1.62	0.25 =	4.06
473 =	16.00	30 =	1.01	5 =	1.35	0.06 =	1.00



*Relative Value of Avoirdupois and Metric Weight.*

Avoir. ounces.	Grams.	Avoir. ounces.	Grams.	Avoir. ounces.	Grams.	Avoir. pounds.	Grams.
$\frac{1}{8}$ =	1.772	5 =	141.75	13 =	368.54	3 =	1360.78
$\frac{1}{6}$ =	3.544	6 =	170.10	14 =	396.90	4 =	1814.37
$\frac{1}{4}$ =	7.088	7 =	198.45	15 =	425.25	5 =	2267.55
$\frac{1}{2}$ =	14.175	8 =	226.80			6 =	2721.55
1 =	28.350	9 =	255.15	Avoir. pounds.		7 =	3175.14
2 =	56.700	10 =	283.50	1.0 =	453.60	8 =	3628.74
3 =	85.050	11 =	311.84	2.0 =	907.18	9 =	4082.33
4 =	113.400	12 =	340.20	2.2 =	1000.00	10 =	4535.92

*Relative Value of Metric and Avoirdupois Weight.*

Gm. Ounces. Grains.	Gm. Ounces. Gr.	Gm. Ounces. Gr.	Gm. Ounces. Gr.
28.35 = 1	38 = 1 + 149	125 = 4 + 179	600 = 21 + 72
29.00 = 1 + 10	39 = 1 + 164	150 = 5 + 127	650 = 22 + 405
30.00 = 1 + 25	40 = 1 + 180	200 = 7 + 24	700 = 24 + 303
32.00 = 1 + 56	50 = 1 + 334	250 = 8 + 358	750 = 26 + 198
33.00 = 1 + 72	60 = 2 + 50	300 = 10 + 255	800 = 28 + 96
34.00 = 1 + 87	70 = 2 + 205	350 = 12 + 152	850 = 29 + 429
35.00 = 1 + 103	80 = 2 + 300	400 = 14 + 48	900 = 31 + 326
36.00 = 1 + 118	85 = 3	500 = 17 + 279	950 = 33 + 222
37.00 = 1 + 133	100 = 3 + 230	550 = 19 + 175	1000 = 35 + 120

*Relative Value of Apothecaries' and Metric Weight.*

Grains.	Grams.	Grains.	Grams.	Drams.	Grams.
1 =	0.0625	24 =	1.55	1 =	3.90
2 =	0.1300	25 =	1.62	2 =	7.80
3 =	0.1950	26 =	1.70	3 =	11.65
4 =	0.2600	27 =	1.75	4 =	15.50
5 =	0.3240	28 =	1.82	5 =	19.40
6 =	0.4000	30 =	1.95	6 =	23.30
7 =	0.4600	32 =	2.10	7 =	27.20
8 =	0.5200	33 =	2.16		
9 =	0.6000	34 =	2.20	Ounces.	
10 =	0.6500	35 =	2.25	1 =	31.10
11 =	0.7150	36 =	2.30	2 =	62.20
12 =	0.7800	38 =	2.47	3 =	93.30
14 =	0.9070	39 =	2.55	4 =	124.40
15 =	0.9720	40 =	2.73	5 =	155.50
15.5 =	1.0000	44 =	2.86	6 =	186.60
16 =	1.0400	48 =	3.00	7 =	217.70
18 =	1.1600	50 =	3.25	8 =	248.80
20 =	1.3000	52 =	3.40	9 =	280.00
21 =	1.3600	56 =	3.65	10 =	311.00
22 =	1.4250	58 =	3.75	48 =	1492.80
				100 =	3110.40

*Relative Value of Metric and Apothecaries' Weight.*

Grams.	Grains.	Grams.	Grains.
1	= 15.43	9	= 138.90
2	= 30.86	10	= 154.32
3	= 46.30	100	= 1543.23
4	= 61.73	125	= 1929.04
5	= 77.16	150	= 2374.85
6	= 92.60	175	= 2700.65
7	= 98.02	1000	= 15432.35
8	= 123.46		

## A SHORT LIST OF BOOKS ON FOOD AND DIET.

Quite a complete list of books on the subject of dietetics will be found in the Index Catalogue of the Surgeon-General's Library. In addition to these and to the short list here given the reader is referred to the numerous valuable contributions published by the United States Department of Agriculture.

Atwater, in report of New York Lunacy Commission, 1897-1900.

Bauer, "Dietary of the Sick," in *von Ziemssen's Handbook of General Therapeutics*.

Biedert, *Die Kinderernährung im Säuglingsalter*, 1900.

Blyth, A. W., *Diet in Relation to Health and Work*.

Blyth, A. W., *Foods and their Composition and Analysis*.

Brillat-Savarin, *Physiologie du Gout* (this has been translated a number of times; the best is "A Hand-book of Gastronomy," London, 1884).

Chambers, *Manual of Diet in Health and Disease*.

Chapin, H. D., *The Theory and Practice of Infant Feeding*, 1902.

Czerny and Keller, *Des Kindes-Ernährung und Ernährungstherapie*.

Davis, N. S., "Dieto-therapy," in *Cohen's System of Physiologic Therapeutics*.

Dujardin-Beaumetz, *L'hygiène Alimentaire des Boissons*.

Haig, A., *Diet and Food*, 1898.

Hart, Mrs. Ernest, *Diet in Sickness and Health*, 1895.

Hutchison, *Food and Dietetics*.

Von Leyden, *Handbuch der Ernährungstherapie*.

Muffett, Thomas, *Health Improvement*, 1655.

Munk and Uffelmann, *Die Ernährung des gesunden und kranken Menschen*, 1891.

Von Noorden, "Diabetes," in *Twentieth Century Practice*.

Von Noorden, *Diseases of Metabolism and Nutrition*, parts 1 and 2—"Nephritis and Obesity."

Von Noorden, *Pathologie des Stoffwechsels*.

Oertel, "Obesity," in *Twentieth Century Practice*.

Parkes, *Hygiene*, eighth edition.

Pavy, *Food and Dietetics*.

Penzoldt and Stintzing, *Handbuch der Therapie*.

Roberts, Sir W., *Lectures on Dietetics and Dyspepsia*.

Sée, G., *Du Régime Alimentaire*.

Starr, Louis, *The Diseases of the Digestive Organs in Childhood*.

Thompson, Sir Henry, *Diet in Relation to Age and Activity*.

Thompson, Sir Henry, *Food and Feeding*.

Thompson, W. G., *Practical Dietetics*.

Wegele, C., *Die Diätetische Behandlung der Magen-Darmerkrankungen mit einem Anhang: Die diätetische Küche*.

Weir-Mitchell, *Fat and Blood*.

Yeo, *Food in Health and Disease*.



## INDEX.

- ABSCCESS** of liver, diet in, 398  
**Absorbability** of foods, table showing, 42  
**Absorption**, 27  
  in infant digestion, 32  
  in intestine, 28  
  in liver, 29  
  of carbohydrates, 44  
  of cereals, 45  
  of eggs, 45  
  of fat, 26, 44  
  of fish, 44  
  of foods, 41  
  of fruits, 46  
  of green vegetables, 46  
  of legumes, 45  
  of meat, 44  
  of milk, 44  
  of proteins, 42  
  of roots, 46  
  of tubers, 46  
  of vegetable foods, 45  
**Acetic acid**, excretion of, in nephritis, 434  
**Achylia gastrica**, diet in, 357  
**Acid**, acetic, excretion of, in nephritis, 434  
  boric, as preservative, 189  
  effect on metabolism, 40  
  on nutrition, 160  
  citric, excretion of, in nephritis, 434  
  gouty dyspepsia, diet in, 508  
  hippuric, excretion of, in nephritis, 433  
  phosphoric, excretion of, in nephritis, 433  
  salicylic, as preservative, 190  
  sphacelinic, 181  
  sulphurous, as preservative, 190  
  uric, excretion of, in nephritis, 434  
  wines, 151  
**Acid-albumin**, 24  
**Acids**, bile, function of, 29  
  of wine, 150  
**Acidulous waters**, alkaline, 123  
  muriated, 123  
  saline, 124  
**Acne**, diet in, 537  
  rosacea, diet in, 538  
**Acratothermal waters**, 130  
**Actinomycosis**, 183  
**Addison's disease**, diet in, 534  
**Adulteration**, 184  
  accidental, 185  
  arbitrary, 185  
  conventional, 185  
  incidental, 185  
  intentional, 185  
  of alcoholic beverages, 185  
  of baking-powders, 188  
  of beer, 186  
  of bread, 187  
  of butter, 187  
  of canned meat, 189  
    vegetables, 189  
  of cider, 186  
  of cocoa, 187  
  of coffee, 187  
  of confectionery, 188  
  of flour, 187  
  of glycerin, 188  
  of honey, 188  
  of infant foods, 188  
  of lard, 187  
  of liqueurs, 186  
  of malt extracts, 186  
  of milk, 65  
  of olive oil, 188  
  of spices, 188  
  of tea, 187  
  of wine, 186  
**Age**, relation of food to, 58  
**Aged**, diet for, 277  
  food suitable for, 278  
**Aladdin oven**, 168  
**Albumin**, egg-, 78  
  water, 617  
**Albuminized jelly**, 642  
  lemonade, 617  
**Albuminoids**, 18, 649  
**Albuminuria**, diet-list for, 693  
  effect of diet on, 431  
  gouty, diet in, 508  
**Albumized milk**, 629

- Alcohol, 136  
 action on digestion, 143  
   on gastric secretion, 143  
   on muscular activity, 142  
   on nervous system, 142  
   on respiration, 140  
   on secretion, 143  
     of saliva, 143  
   on vascular system, 139  
 as a remedy, 144  
 as food, 138  
 as source of heat, 138  
   of muscular energy, 138  
 combustion of, rapidity of, 138  
 consumption of, 144  
 effect on digestion of food, 136  
   on radiation of heat, 138  
 energy and metabolism of, 136  
 excretion of, in nephritis, 434  
 food-value of, 136  
 in acute gout, 504, 507  
   rheumatism, 317, 318  
 in angina pectoris, 420  
 in arteriosclerosis, 418  
 in asthenic fevers, 300, 406  
 in cerebrospinal fever, 315  
 in chlorosis, 423  
 in chronic interstitial nephritis, 439  
   parenchymatous nephritis, 439  
 in diabetes mellitus, 473  
 in diseases of heart, 411  
   of liver, 394, 395  
   of pancreas, 403  
 in erysipelas, 317  
 in fever, 299  
 in gout, 507  
   in diabetes mellitus, 488  
 in hemorrhage from lungs, 407  
 in hemorrhagic purpura, 425  
 in hyperpyrexia, 300  
 in influenza, 314  
 in leukemia, 425  
 in malaria, 313  
 in meningitis, 315  
 in nervous diseases, 448  
 in pneumonia, 408  
   in children, 410  
 in purpura hemorrhagica, 425  
 in scarlet fever, 312  
 in senile heart, 416  
 in small-pox, 311  
 in tuberculosis, 330  
 in typhoid fever, 405  
 in typhus fever, 310  
 in Weir-Mitchell rest-cure, 461  
 in whooping-cough, 314  
 metabolism and energy of, 136  
 of wine, 150
- Alcohol, proportions oxidized and un-oxidized, 136  
 protection of body-fat by, 137  
   of body-material by, 137  
   of body-protein by, 137  
 psychologic action, 142  
 Alcoholic beverages, 145  
   adulteration of, 185  
 Alcoholics, illness or injury in, 455  
 Alcoholism as cause of gout, 500  
   diet in, 454  
 Aleuronat, 162  
   and almond cakes, 644  
   and suet pudding, 645  
   bread, 644  
   in diabetes, 491  
   pancakes, 645  
 Algæ, 103  
 Alimentary alkalis, 114  
   glycosuria, 468  
 Alkaline acidulous waters, 123  
   muriated, 123  
   saline, 124  
   mineral waters, 122  
 Alkalis, alimentary, 114  
 Almond and aleuronat cakes, 644  
   and cocoanut cakes, 646  
   biscuit, 644  
   cakes in diabetes, 491  
     No. 1, 644  
     No. 2, 644  
   junket, bitter, 627  
   milk, 616  
   oil, emulsion of, in gastric disorders, 110  
   pudding, 643  
 Almonds, 102  
 Almshouse of Baltimore, diet of, 609  
 American bouillon, 636  
   broth, 636  
 Amœba coli, 170  
 Amyloid kidney, diet in, 442  
   liver, diet in, 398  
 Amylolytic enzymes, 20  
 Anacidity, nervous, of stomach, diet in, 373  
 Anasarca in senile heart, diet in, 418  
 Anchylostomum duodenale, 171  
 Anemia, acute posthemorrhagic, diet in, 420  
   chronic secondary, diet in, 421  
   diet in, 420  
   diet-list for, 690  
   pernicious, diet in, 421  
 Anesthesia and diet, 549  
 Aneurysm, diet in, 418  
 Angina pectoris, alcohol in, 420  
   diet in, 419



- Animal and vegetable foods, artificial  
 proteins made from, 162  
 products, 63  
 viscera, 85  
 composition of, table showing, 85
- Anorexia, nervous, diet in, 373
- Antipeptone, 25
- Antipyrin, effect on metabolism, 40
- Antiseptics in preservation of food, 160
- Apoplexy, comatose stage, diet in, 453  
 diet in, 453  
 later stages, diet in, 453
- Apothecaries' and metric measure,  
 relative value of, 696  
 weight, relative value of, 697
- Appendicitis, diet in, 385
- Appetite, effect on digestion, 56
- Apple water, 617
- Apples, 100
- Armies, foreign, rations of, 567
- Army and hospital enema, 289  
 rations, 557  
 during travel, 560  
 emergency, 561  
 in tropics, 562-564
- Aromatic wines, 151
- Arrowroot gruel, 620
- Arsenic, 118  
 and iron waters, 129  
 in food, 191
- Arteriosclerosis, alcohol in, 418  
 diet in, 418
- Arthritis deformans, diet in, 509  
 rheumatoid, diet in, 509
- Artichoke, Jerusalem, 95
- Artificial food preparations, 161  
 infant feeding, 212, 235  
 proprietary foods, 163  
 proteins made from both animal and  
 vegetable foods, 162  
 made from meat, 161  
 from vegetables, 162
- Ascaris lumbricoides, 171
- Ascites, cirrhosis of liver with, diet in,  
 402  
 without, diet in, 402
- Ash, 651
- Asiatic cholera, diet in, 318  
 milk as cause of, 175
- Asparagus, 97
- Asthenic fevers, alcohol in, 300
- Asthma, alcohol in, 406  
 diet in, 405
- Asylum, Bay View, diet of, 609  
 infant feeding in, 249
- Athletic training, amount of protein  
 required in, 203  
 diet during, 196  
 relation of sugar to, 198
- Atkinson's Aladdin oven, 168
- Atony of large intestine, diet in, 388  
 of stomach, diet in, 362  
 diet-list for, 687  
 with hyperchlorhydria and normal  
 acidity, diet in, 364  
 with hypochlorhydria, diet in, 364
- Atrophic catarrh of stomach, diet in,  
 357
- Atrophy, acute yellow, of liver, diet  
 in, 398  
 in children, diet in, 271
- Atwater's table illustrating uses of  
 food elements, 34
- Atypical typhoid fever, diet in, 309
- Avoirdupois and metric weight, rela-  
 tive value of, 697
- BACILLUS botulismus, 180  
 enteriditis in meat-poisoning, 179
- Backhaus' milk, 235
- Bacon, 83  
 infected, pneumonia from, 179
- Bacterial changes in digestion, 27
- Bakers, naval, 575
- Baking meat, 166
- Baking-powder, adulteration of, 188
- Balfour's diet for anasarca in senile  
 heart, 418  
 in senile heart, 416
- Bananas, 100
- Baner's method of milk modification,  
 230
- Banting's diet in obesity, 518
- Barley bread, 92  
 gruel, 620  
 with beef-extract, 639  
 jelly, 621  
 water, 618
- Barlow's disease, diet in, 532
- Baths, effect on metabolism, 41
- Bay View Asylum, diet of, 609
- Beans, 93
- Beaumont's table of chymification,  
 336
- Beef, 80  
 broth, 634  
 with grain, 639  
 with poached egg, 639  
 cuts of, 652  
 essence, 636  
 extract, soup stock from, 633  
 meal, Mosquera's, 162  
 peptonized, 636  
 raw, methods of preparing, 637  
 soup, raw, 638
- Beef juice, 80, 635  
 cold, 636
- Beef-extracts, 80

- Beef-products, chemic composition of, table showing, 82  
percentage composition of, table showing, 81
- Beef-tea egg-nog, 640  
flavored, 635  
No. 1, 635  
No. 2, 635  
No. 3, 635  
with oatmeal, 635
- Beer, 146  
adulteration of, 186
- Beet, 95
- Benzoyl-sulphonic-imid as substitute for sugar in diabetes, 489
- Beri-beri, 182
- Beverages, 120, 616
- Biedert's diet in dilatation of stomach, 361, 362  
in gastric hyperacidity, 377
- Bile, 29
- Bile-acids, function of, 29
- Bile-pigments, function of, 29
- Bilharzia hæmatobia, 170
- Biscuit, almond, 644  
inulin, 647  
Jeffries' gluten, 643  
Soya, in diabetes, 490
- Bisulphate of sodium as preservative, 190
- Bitter almond junket, 627  
waters, 126
- Black stools in infant feeding, 250, 251
- Blackish-brown stools in infant feeding, 251
- Blanc-mange, Irish moss, 642
- Boas' diet in atony of stomach, 364  
in cancer of stomach, 371  
in chronic gastritis, 356  
intestinal catarrh with diarrhea, 383  
in dilatation of stomach, 361  
in habitual constipation, 393  
enema, 289  
method of determining motor power of stomach, 194  
oatmeal test-breakfast, 193  
test-supper, 194
- Boas-Ewald test-breakfast, 193
- Boat crews of universities, diet of, 200
- Body-fat, protection by alcohol, 137
- Body-material, protection by alcohol, 137
- Body-protein, protection by alcohol, 137
- Boiling meat, 166
- Bone-marrow, 111
- Borax as preservative, 189  
effect on nutrition, 160
- Boric acid as preservative, 189  
effect on metabolism, 40  
on nutrition, 160
- Bothriocephalus cordatus, 171  
cristalus, 171  
latus, 171  
maritima, 171  
mystax, 171
- Bottle bouillon, 636
- Bottle-feeding of infants, 212, 235
- Bouchard's diet in diabetes, 496  
in obesity, 530
- Bouillon, 80  
American, 636  
bottle, 636  
panopepton, hot, 639
- Boy's school, diet for, 248, 603
- Bran bread in diabetes, 490  
cakes, Campin's, 643
- Brandy, 145
- Brandy-and-egg mixture, 616  
for infants, 616
- Brazing meat, 166
- Bread, 91, 622  
adulteration of, 187  
aleuronat, 644  
barley, 92  
bran, in diabetes, 490  
brown, 622  
concentration of, 158  
diabetic, 643  
Drexel Institute Recipe for, 622  
gluten, 92, 642  
in diabetes, 490  
home-made substitute for, 647  
in tuberculosis, 329  
nut-brown, 622  
pulled, 623  
rye, 91  
Soya, in diabetes, 490  
substitutes for, in diabetes, 490  
torrified, in diabetes, 490  
wheat, 91  
whole-wheat, 622  
Zwieback, 623
- Breast-feeding of infants, 205
- Broiling meat, 166, 632
- Bromelin, 20
- Bromid of potassium, effect on metabolism, 40
- Bromin, 117  
and iodin waters, 125
- Bronchitis, chronic, diet in, 406  
in obesity, treatment of, 515
- Broth, American, 636  
beef, 634  
with grain, 639  
with poached egg, 639  
chicken, 634



- Broth, clam, 634  
 meat, 634  
 mutton, 634  
   with vegetables, 634  
   without meat, 635  
 veal, 634  
 vegetable, 233
- Brown bread, 622  
 stools in infant feeding, 251
- Buckwheat flour, 92
- Burkart's diet for nervous dyspepsia, 374
- Butter, 66  
 adulteration of, 187  
 stretched, 187
- Butterine, 111
- Buttermilk, 67  
 and egg mixture, 630  
 in infant feeding, 233
- CABBAGES, 96
- Calcium and magnesium content of vegetable foods, 429, 430
- Calculi, renal, diet in, 443  
 vesical, diet in, 443
- Calf's-foot jelly, 640
- Calories, 34
- Calorimeters, respiratory, 37
- Camplin's bran cakes, 643
- Candling, 77
- Candy, 105  
 composition of, table showing, 675
- Cane-sugar, 105
- Canned meat, adulteration of, 189  
 vegetables, adulteration of, 189
- Canning of food, 159
- Cantani's diet in diabetes, 497
- Caramel, 105
- Carbohydrates, 19, 651  
 absorption of, 44  
 concentrated, 158  
 in diseases of stomach, 348  
 of vegetables, 89  
 proteins, and fats in combination, quantity required, 48  
 quantity required, 48
- Carcinoma of stomach, diet in, 370
- Carrots, 95
- Catarrh, atrophic, of stomach, diet in, 357  
 intestinal, acute, diet in, 380  
   chronic, chronic constipation in, diet in, 382  
   diarrhea in, diet in, 382  
   diarrhea alternating with constipation in, diet in, 383  
   diet in, 381  
 mucomembranous, diet in, 386
- Catarrh, of stomach in diabetes mellitus, diet in, 488
- Catarrhal jaundice, diet in, 396  
 in children, diet in, 397
- Caudle, 617
- Cauliflower, 96
- Celery, 97  
 soup, cream of, 624
- Cellulose, 23
- Cercomonas, 170
- Cereal gruels, 619
- Cereals, 90, 619  
 absorption of, 45  
 chemical composition of, table showing, 90  
 in tuberculosis, 329  
 length of time to cook, 620  
 partially digested, prepared at table, 621
- Cerebrospinal fever, alcohol in, 315  
 diet in, 314
- Chambers' method of treating obesity, 529
- Chapin's method of milk modification, 231
- Cheese, 67  
 cakes, 646
- Cheese-poisoning, 175
- Chemical composition of American food materials, 648, 649, 657
- Chestnut puree, 622
- Chestnuts, 102
- Chicken broth, 634  
 jelly, 640
- Children, acute gastric indigestion in, diet in, 257  
 gastritis in, diet in, 257  
 atrophy in, diet in, 271  
 catarrhal jaundice in, diet in, 397  
 chronic gastric indigestion in, diet in, 258  
 gastritis in, diet in, 258  
 ileocolitis in, diet in, 264  
 intestinal indigestion in, diet in, 264  
 constipation in, diet in, 267  
 cyclic vomiting in, diet in, 256  
 delicate, nutritive drink for, 639  
 diabetes mellitus in, diet in, 486  
 diarrhea in, diet in, 259, 262  
 dilatation of stomach in, diet in, 258  
 diseases of, diet in, 256  
   of heart in, diet in, 414  
 eczema in, diet in, 536  
 enuresis in, diet in, 273  
 fever in, diet in, 300  
 Great Ormond Street Hospital of London for, diet of, 615  
 hospital of Boston, diet in, 613

- Children, ileocolitis in, diet in, 262  
 inanition in, diet in, 270  
 intubation in, feeding after, 273  
 lithemia in, diet in, 444  
 malnutrition in, diet in, 273  
 pneumonia in, alcohol in, 410  
   diet in, 408  
   Robert Garrett free hospital of Baltimore for, diet of, 611  
   school, diet for, 245  
   scurvy in, diet in, 532  
   stomatitis in, diet in, 256
- Chittenden's experiments on protein required, 46
- Chlorosis, alcohol in, 423  
 diet in, 421
- Chocolate, 135  
 custard, 631
- Cholelithiasis, diet in, 398  
 olive oil in, 108
- Cholera, Asiatic, diet in, 318  
 milk as cause of, 175
- Cholesterin, 29
- Chorea, diet in, 453
- Chorister boys in Saint Paul's school, Baltimore, diet for, 603
- Chymification, Beaumont's table of, 336  
 mean time of, table showing, 337, 339
- Cider, 157  
 adulteration of, 186
- Cigarette-smoking, effect on metabolism, 40
- Cinchonidin sulphate, effect on metabolism, 40
- Circulatory system, diet in, 410  
 diseases of, in obesity, treatment of, 514
- Cirrhosis of liver, diet in, 401  
 hypertrophic, diet in, 401  
 with ascites, diet in, 402  
 without ascites, diet in, 402
- Citric acid, excretion of, in nephritis, 434
- Clam broth, 634  
 juice, 634
- Claviceps purpurea, 180
- Cleft-palate, operation for, diet after, 552
- Climate, relation of food to, 59
- Coagulating enzymes, 21
- Coccidium oviforme, 170
- Cocoa, 134  
 adulteration of, 187  
 junket, 627  
 nibs, 135
- Cocoanut, 102  
 and almond cakes, 646
- Cocoanut cakes, 645  
 in diabetes, 481  
 pancakes, 645  
 pudding, 646
- Coefficients of digestibility, 42
- Coffee arabica, 133
- Coffee, 133  
 adulteration of, 187  
 jelly, 641  
 junket, 627  
 nutritious, 641  
 preparation of, 134
- Coit's decimal method of milk modification, 224
- Colic, gall-stone, olive oil in, 110  
 in infant feeding, 253
- Coloring-matters in food, 185
- Coma, diabetic, diet in, 485
- Combustion of alcohol, rapidity of, 138
- Commissary, 573, 576  
 stewards, 574  
 store, 575  
 establishment and administration, 575
- Composition, chemical, of American food materials, 648, 649, 657
- Concentrated carbohydrates, 158  
 foods, 158  
 proteins, 158  
 vegetables, 158
- Concentration of bread, 158  
 of eggs, 158  
 of food, 158  
 of meat, 158
- Condensed milk, 75
- Condiments, 106
- Confectionery, adulteration of, 188
- Confinement, normal, diet-list after, 695
- Congestion of liver, acute, diet in, 397  
 diet in, 397  
 passive, diet in, 397
- Constipation as cause of gout, 500  
 chronic, diet in, 391  
 diet-list for, 690  
 in chronic intestinal catarrh, diet in, 382  
 olive oil in, 110  
 in children, diet in, 267  
 in diabetes mellitus, diet in, 488
- Consumption, food-, of persons in different circumstances, table showing, 52  
 of alcohol, 144
- Contamination of milk, 69
- Convalescence in typhoid fever, diet in, 307
- Cooking of fish, 167  
 of food, 165  
 effect of, 167



- Cooking of meat, 166  
 effect of, 167  
 of naval rations, 577  
 soups without meat, 624  
 tender meat, 632  
 tough meat, 631  
 vegetables, effect of, 167  
 general rules for, 623  
 in water, time-table for, 623
- Cooks, naval, 574
- Copper in food, 191
- Cornmeal gruel No. 1, 621  
 No. 2, 621
- Cornutin, 181
- Cows' milk, proprietary foods prepared from, 163
- Cracker gruel No. 1, 620  
 No. 2, 620
- Crackers, 164  
 crisp, 624
- Craig colony of epileptics, dietary of, 602
- Cream, 66  
 Devonshire, 66
- Cream-of-celery soup, 624
- Cream-of-potato soup, 624
- Cream-of-tartar whey, 628
- Cream-of-tomato soup, 624
- Creatinin, excretion of, in nephritis, 433
- Criminal lunatic department of prison, diet in, 586
- Crisp crackers, 624
- Crustaceans, 87  
 composition of, table showing, 88
- Crystallose, 489
- Cucumbers, 97
- Curd, 67, 627
- Currant juice, 617
- Currants, 100
- Custard, baked, 631  
 chocolate, 631  
 light, 646  
 soft, 631  
 steamed, 631
- Custards, rules for, 631
- Cuts of beef, 652  
 of lamb, 654  
 of meat, 652  
 of mutton, 654  
 of pork, 655  
 of veal, 654
- Cyclic vomiting of children, diet in, 256
- Cystinuria, diet in, 431
- Cysts, hydatid, 183
- DAREMBERG'S diet for tuberculosis, 332  
 45
- Dates, 100
- Debility, diet-list for, 690
- Delirium tremens, diet in, 455
- Dengue, diet in, 322
- Detweiler's diet for tuberculosis, 332
- Devonshire cream, 66
- Diabetes mellitus, alcohol in, 473  
 aleuronat in, 491  
 almond cakes in, 491  
 benzoyl-sulphonic-imid as substitute for sugar in, 489  
 Bouchard's diet in, 496  
 bran bread in, 490  
 Cantani's diet in, 497  
 catarrh of stomach in, diet in, 488  
 cocoanut cakes in, 491  
 coma of, diet in, 485  
 constipation in, diet in, 488  
 diarrhœa in, diet in, 488  
 diet cures in, 480  
 diet in, 466  
 prophylactic, 472  
 diet-list for, 692  
 digestive disorders in, diet in, 488  
 disease of kidneys in, diet in, 486  
 Dujardin-Beaumont diet in, 496  
 dulcin as substitute for sugar in, 489  
 Düring's diet in, 498  
 Ebstein's diet in, 498  
 fat not digested in, diet in, 489  
 garantose as substitute for sugar in, 489  
 Germain Sée's diet in, 496  
 gluten bread in, 490  
 glycerin as substitute for sugar in, 489  
 gout in, alcohol in, 488  
 diet in, 488  
 gouty, diet in, 508  
 in children, diet in, 486  
 in elderly persons, diet in, 474  
 in young adults, diet in, 486  
 persons, diet in, 475  
 inulin biscuits in, 491  
 milk cure in, 482  
 mineral waters in, 484  
 moderately severe forms, 477  
 obesity in, diet in, 487  
 paraphenatolcarbamid as substitute for sugar, 489  
 peanut flour in, 491  
 potato cure in, 483  
 recipes for food in, 642  
 Robert's diet in, 495  
 rye bread in, 484  
 saccharin as substitute for sugar in, 489

- Diabetes mellitus, sasin as substitute  
 for sugar in, 490  
 Seegen's diet in, 494  
 severe forms of, 480  
   oatmeal cure for, 481  
 sodium benzoyl-sulphonic-imid as  
 substitute for sugar in, 489  
 Soya biscuits in, 490  
 substitutes for bread in, 490  
   for sugar in, 489  
   sugar-free milk in, 647  
   torrified bread in, 490  
   von Noorden's diet in, 491-494  
   yolk cure in, 484
- Diabetic bread, 643  
 coma, diet in, 485
- Diabetin, 489
- Diarrhea alternating with constipation  
 in chronic intestinal catarrh,  
 diet in, 383  
 chronic, diet in, 389  
 diet-list for, 689  
   in chronic intestinal catarrh, diet  
   in, 382  
   in children, diet in, 259, 262  
   in diabetes mellitus, diet in, 488
- Diarrheal diseases, milk as cause, 174
- Diathesis, uric-acid, diet in, 443
- Diet after excision of larynx, 552  
 intubation in children, 273  
 laparotomies, 546  
 normal confinement, 695  
 operations, 546, 550  
   about gall-bladder, 553  
   head, 551  
   kidney, 553  
   pancreas, 553  
   for cleft palate, 552  
   for harelip, 552  
   on esophagus, 552  
   on intestine, 555  
   on stomach, 553
- and anesthesia, 549  
 and laparotomies, 545  
 as means of diagnosis, 193  
 at water cures, 130  
 Banting's, in obesity, 518  
 before laparotomies, 546  
   operation, 546  
 Bouchar'd's, in diabetes, 496  
   in obesity, 530  
 Cantani's, in diabetes, 497  
 Chamber's, in obesity, 529  
 cures, 542  
 in diabetes, 480  
 Daremberg's, for tuberculosis, 332  
 Detweiler's, for tuberculosis, 332  
 diseases caused by errors in, 169  
   in which it is a primary factor, 466
- Diet during athletic training, 196  
 Dujardin-Beumetz, in diabetes, 496  
   in obesity, 530  
 Düring's, in diabetes, 498  
 Ebstein's, in diabetes, 497  
   in obesity, 523  
 effect on albuminuria, 431  
   on lipuria, 426  
   on oxaluria, 428, 430  
   on phosphaturia, 426  
 for aged, 277  
 for boys' school, 248, 603  
 for child of eighteen months to two  
   and one-half years, 240  
   of fifteen to eighteen months, 240  
   of twelve to fifteen months, 239  
   of two and one-half to six years,  
   242  
   articles forbidden, 243  
 for chorister boys in Saint Paul's  
 school, Baltimore, 603  
 for school children, 245  
 for singers, 195  
 for soldiers in tropics, 561, 562  
 for speakers, 195  
 for special conditions, 277  
 gelatinous, in diseases of stomach,  
 348  
 Germain Sée's, in diabetes, 496  
   in obesity, 527  
 hospital, 592  
   light, 593  
   meat, 593  
   milk, 593  
   special, 593  
   ward, 593
- in aberrant mental conditions in  
 pregnancy, 283  
 in abscess of liver, 398  
 in achylia gastrica, 358  
 in acid gouty dyspepsia, 508  
 in acne, 537  
   rosacea, 538  
 in acute congestion of liver, 397  
 dysentery, 383  
 gastric indigestion in children, 257  
 gastritis, 352  
   in children, 257  
 gout, 504  
 intestinal catarrh, 380  
   obstruction, 384  
 nephritis, 435  
 peritonitis, 393  
 posthemorrhagic anemia, 420  
 rheumatism, 317  
 yellow atrophy of liver, 398  
 in Addison's disease, 534  
 in advanced cases of tuberculosis,  
 331



- Diet in alcoholism, 454  
 in amyloid kidney, 442  
   liver, 398  
 in anasarca in senile heart, 418  
 in anemia, 420  
 in aneurysm, 418  
 in angina pectoris, 419  
 in apoplexy, 453  
 in appendicitis, 385  
 in arteriosclerosis, 418  
 in arthritis deformans, 509  
 in Asiatic cholera, 318  
 in asthma, 405  
 in atony of large intestine, 388  
   of stomach, 362  
     with hyperchlorhydria and  
       normal acidity, 364  
     with hypochlorhydria, 364  
 in atrophic catarrh of stomach, 357  
 in atrophy in children, 271  
 in atypical typhoid fever, 309  
 in Barlow's disease, 532  
 in bronchitis in obesity, 515  
 in carcinoma of stomach, 370  
 in catarrh of stomach in diabetes  
   mellitus, 488  
 in catarrhal jaundice, 396  
   in children, 397  
 in cerebrospinal fever, 314  
 in chlorosis, 421  
 in cholelithiasis, 398  
 in chorea, 453  
 in chronic bronchitis, 406  
   constipation, 391  
     in chronic intestinal catarrh, 382  
   diarrhea, 389  
     in chronic intestinal catarrh, 382  
   dysentery, 383  
   gastric indigestion in children, 258  
   gastritis, 354  
     in children, 258  
   gout, 504  
   hypersecretion of gastric juice, 358  
   ileocolitis in children, 264  
   interstitial nephritis, 439  
   intestinal catarrh, 381  
     indigestion in children, 264  
     obstruction, 385  
   nephritis in obesity, 515  
   parenchymatous nephritis, 437  
   peritonitis, 393  
   rheumatism, 318  
   secondary anemia, 421  
 in cirrhosis of liver, 401  
   with ascites, 402  
   without ascites, 402  
 in complicated typhoid fever, 309  
 in congestion of liver, 397  
 in constipation in children, 267
- Diet in constipation in diabetes melli-  
 tus, 488  
 in convalescence in typhoid fever, 307  
 in cyclic vomiting of children, 256  
 in cystinuria, 431  
 in delirium tremens, 455  
 in dengue, 322  
 in diabetes mellitus, 466  
   Bouchard's, 496  
   Cantani's, 497  
   Dujardin-Beaumetz, 496  
   Düring's, 498  
   Ebstein's, 497  
   Germain Sée's, 496  
   in children, 486  
   in elderly persons, 474  
   in young adults, 486  
     persons, 475  
   prophylactic, 472  
   Roberts', 495  
   Seegen's, 494  
   von Noorden's, 491-494  
 in diabetic coma, 485  
 in diarrhea alternating with consti-  
   pation in chronic intestinal cat-  
   arrh, 383  
   in children, 259, 262  
   in diabetes mellitus, 488  
 in digestive disorders in diabetes  
   mellitus, 488  
   in typhoid fever, 306  
 in dilatation of stomach, 359  
   in children, 258  
 in diphtheria, 315  
 in disease, 293  
   general rules for, 293  
 in diseases of children, 256  
   of circulatory system, 410  
     in obesity, 514  
   of genito-urinary system, 426  
   of heart, 410  
   in children, 414  
   of kidneys, 431  
     in diabetes mellitus, 486  
   of legs in obesity, 516  
   of liver, 393  
   of nervous system, 447  
   of pancreas, 402  
   of respiratory organs, 403  
     in obesity, 515  
   of skin, 534  
   of stomach, 335  
     factors bearing on, 349  
     leguminous, 348  
     Leube's, 335  
     Penzoldt's, 341, 342  
 in disturbed sleep, 451  
 in dysentery, 383  
 in dysphagia, 352

- Diet in dyspnea in diseases of heart, 413  
 in eczema, 535  
 in infants, 536  
 in edema in diseases of heart, 312  
 in obesity, 515  
 in emphysema, 406  
 in empyema, 404  
 in enteroptosis, 372  
 in enuresis in children, 273  
 in epilepsy, 452  
 in erysipelas, 317  
 in exophthalmic goiter, 533  
 in fat not digested in diabetes mellitus, 489  
 in fatty liver, 398  
 in fever, 297  
 in children, 300  
 in tuberculosis, 334  
 in flatulence in diseases of heart, 412  
 in floating kidney, 442  
 in furunculosis, 539  
 in gall-stone disease, 398  
 in gastralgia, 449  
 in gastric disturbances in diseases of heart, 413  
 irritability in tuberculosis, 333  
 in gastroptosis, 372  
 in gingivitis in pregnancy, 282  
 in gonorrhoea, 447  
 in gout, 499  
 in diabetes mellitus, 488  
 in obesity, 516  
 preventive, 503  
 in goutiness, 499, 504  
 in gouty albuminuria, 508  
 diabetes, 508  
 glycosuria, 508  
 obesity, 509  
 in Hanot's disease, 401  
 in headache, 450  
 in hemophilia, 426  
 in hemorrhage from lungs, 406  
 from stomach, 370  
 in typhoid fever, 307  
 in ulcer of stomach, 365  
 in hemorrhagic purpura, 425, 533  
 in hemorrhoids, 388  
 in hyperacidity of stomach, 374  
 in hyperchlorhydria, 343, 374  
 in hypersecretion of gastric juice, 358  
 in hypertrophic cirrhosis of liver, 401  
 in hypochlorhydria, 343  
 in ileocolitis in children, 262  
 in inanition in children, 270  
 in indicanuria, 431  
 in infantile scurvy, 532
- Diet in infectious diseases, 301  
 in influenza, 314  
 in insane, 464  
 in insomnia, 451  
 in intermittent hypersecretion of gastric juice, 358  
 in interstitial nephritis in obesity, 515  
 in intestinal diseases, 378  
 dyspepsia, 380  
 flatulence, 388  
 neurasthenia, 388  
 in intubation in diphtheria, 316  
 in laryngismus stridulus, 404  
 in laryngitis, 404  
 in lead-poisoning, 455  
 in leanness, 530  
 in leukemia, 425  
 in lithemia, 443  
 in children, 444  
 in lowered urea output in pregnancy, 282  
 in malaria, 322  
 in malignant growths of intestine, 384  
 in malnutrition in children, 273  
 in marasmus, 271  
 in Marine hospitals, extra, 601  
 milk, 602  
 ordinary, 601  
 in measles, 312  
 in meningitis, 314  
 in meteorism, 388  
 in migraine, 450  
 in morphin-poisoning, 454  
 in motor disturbances of stomach, 347  
 in mucomembranous catarrh of intestine, 386  
 in mumps, 313  
 in Navy hospitals, 598  
 in nephritis in obesity, 515  
 in scarlet fever, 312  
 in nervous acidity of stomach, 373  
 anorexia, 373  
 diseases, 447  
 in obesity, 516  
 disorders of intestine, 388  
 dyspepsia, 373  
 gastric disorders, 373  
 in nervous subacidity of stomach, 373  
 vomiting, 373  
 in neuralgia, 449  
 in obesity, 509, 518  
 after cures for pulmonary tuberculosis, 516  
 Banting's, 518  
 Bouchard's, 530



- Diet in obesity, Chamber's, 529  
 Dujardin-Beaumez, 530  
 Ebstein's, 523  
 Germain Sée's, 527  
 in diabetes mellitus, 487  
 in pregnancy, 280  
 Oertel's, 518  
 Salisbury's, 528  
 Schleicher's, 527  
 Schweninger's, 526  
 Weir-Mitchell's, 527  
 Yeo's, 529  
 in osteomalacia, 534  
 in oxaluria, 428, 430  
 in palpitation in diseases of heart, 413  
 in passive congestion of liver, 397  
 in pelvic contraction, Prochowick's, 280  
 in perforation in typhoid fever, 307  
 in peritonitis, 393  
 in pernicious anemia, 421  
 vomiting of pregnancy, 283  
 in phosphaturia, 426  
 in pleurisy, 403  
 in pneumonia, 407  
 in children, 408  
 in postdiphtheritic paralysis, 317  
 in pregnancy, 279  
 in obesity, 280  
 in pruritus, 538  
 in psoriasis, 538  
 in public institutions, 578  
 in puerperium, 282  
 in purpura hæmorrhagica, 425  
 in pyelitis, 442  
 in pyelonephritis, 442  
 in rabies, 324  
 in rachitis, 273  
 in renal calculi, 443  
 in rheumatism, 317  
 in rheumatoid arthritis, 509  
 in rickets, 273  
 in salivation in pregnancy, 282  
 in scarlatinal nephritis, 312  
 in scarlet fever, 311  
 in scurvy, 531  
 in adults, 531  
 in infants, 532  
 in skin diseases, 535  
 in small-pox, 310  
 in special diseases of pregnancy, 282  
 in stomatitis in children, 256  
 in sudden dilatation in diseases of heart, 413  
 in syphilis of liver, 398  
 in tetanus, 323  
 in thirst after operation, 547  
 in toxic conditions, 454
- Diet in tuberculosis, 324  
 Daremberg's, 332  
 Detweiler's, 332  
 infirmary, 604  
 Metropolitan Hospital, Blackwell's Island, 603  
 Weber's, 332  
 in typhoid fever, 301  
 in typhus fever, 309  
 in ulcer of duodenum, 384  
 of intestine, 384  
 of stomach, 365  
 in uric-acid diathesis, 443  
 in urticaria, 537  
 in vertigo, 451  
 in vesical calculi, 433  
 in visceral neuralgia, 450  
 in whooping-cough, 313  
 in yellow fever, 321  
 leguminous, in diseases of stomach, 348  
 Leube's, in diseases of stomach, 335  
 liquid, in gastric disorders, 348  
 milk, effect on metabolism, 39  
 Oertel's, in obesity, 518  
 of Almshouse of Baltimore, 609  
 of Bay View Asylum, 609  
 of boat crews of universities, 200  
 of Children's Hospital of Boston, 613  
 of Government Hospital for Insane at St. Elizabeth, D. C., 607  
 at Washington, D. C., 605  
 of Great Ormond Street Hospital for Children, London, 615  
 of Johns Hopkins Hospital, 594  
 of Lakeside Hospital, Cleveland, 594  
 of Robert Garrett Free Hospital for Children, Baltimore, 611  
 of Second Hospital for Insane of Maryland, 605  
 Penzoldt's, in diseases of stomach, 341, 342  
 prison, 579  
 American, 589  
 Dunlop's, 581  
 English, 589  
 farinaceous, 593  
 French, 592  
 in criminal lunatic department, 586  
 ordinary, 590  
 Prussian, 592  
 Prochowick's, in pelvic contraction, 280  
 prophylactic, in diabetes mellitus, 472  
 relation of urine to, 426  
 Robert's, in diabetes, 495

- Diet, Salisbury's, in obesity, 528  
 Schleicher's, in obesity, 527  
 Schweninger's, in obesity, 526  
 Seegen's, in diabetes, 494  
 Sée's, in obesity, 527  
 variety in, effect on digestion, 56  
 various factors in their bearing on, 158  
 vegetable, disadvantages of, 98  
   effect on metabolism, 38  
 von Noorden's, in diabetes, 491-494  
 Weber's, for tuberculosis, 332  
 Weir-Mitchell's, in obesity, 527  
 Yeo's, in obesity, 529
- Dietaries, American, 51  
 European, 51  
 standard, method of constructing, 50
- Dietary standards, 51
- Dietetic management of shock after operation, 548  
 of surgical cases, 545  
 test for determining at same time disturbances of motor and secretory functions of stomach, 194  
 motor power of stomach, 194  
 for diagnosis of ulcer of stomach, 194
- Diet-lists, rapid reference, 684
- Digestibility, coefficients of, 42  
 of eggs, table showing, 77  
 of flesh of game, 83  
 of food, Penzoldt's table of, 339, 340  
 of meats, 79  
 of vegetables, 90
- Digestion, 20  
 appetite affecting, 56  
 bacterial changes in, 27  
 chemistry and physiology, 17  
 effect of alcohol upon, 136, 143  
 emotion effecting, 57  
 gastric, 23  
 infant, 31. See also *Infant digestion*.  
 influence of various factors on, 54  
 intestinal, 24  
 of milk, 65  
 order and frequency of meals affecting, 54  
 physiology and chemistry, 17  
 rest and exercise before and after meals affecting, 57  
 salivary, 22  
 temperature of food affecting, 57  
 tobacco affecting, 62  
 variety in diet affecting, 56
- Digestive disorders in diabetes mellitus, diet in, 488  
 in typhoid fever, diet in, 306
- Dilatation of stomach, diet in, 359  
 diet-list for, 687  
 in children, diet in, 258  
 olive oil in, 108  
 sudden, in diseases of heart, diet in, 412
- Diphtheria, diet in, 315  
 intubation in, diet in, 316  
 milk as cause of, 174
- Disease, metabolism in, 41
- Distoma hepaticum, 170
- Dracunculus medinensis, 171
- Drugs, effect on metabolism, 40
- Dry cure, 543
- Dujardin-Beaumont diet in diabetes, 496  
 in obesity, 530  
 nutrient enema, 288
- Dulcin as substitute for sugar in diabetes, 489
- Dunlop's dietary standards for prisoners, 581
- Duodenum, stenosis of, olive oil in, 109  
 ulcer of, diet in, 384
- Düring's diet in diabetes, 498
- Dysentery, acute, diet in, 383  
 chronic, diet in, 383  
 olive oil in, 109  
 diet in, 383
- Dyspepsia, acid gouty, diet in, 508  
 diet-list for, 686  
 intestinal, diet in, 380  
 nervous, diet in, 373
- Dyspeptics, jelly for, 640
- Dysphagia, diet in, 352
- Dyspnea in diseases of heart, diet in, 413
- EARTHY mineral waters, 129
- Ebstein's diet in diabetes, 497  
 in obesity, 523
- Eczema, diet in, 535  
 in infants, diet in, 536
- Edema in diseases of heart, diet in, 412  
 in obesity, treatment of, 515
- Ede's apparatus for cooking penny meals, 168
- Effervescent peptonized milk, 626
- Effervescing lemonade, 617
- Egg and buttermilk mixture, 630  
 and grape juice, 618  
 broth, 616  
 cordial, 617  
 gruel, 639
- Egg-albumin, 78
- Egg-and-brandy mixture, 616  
 for infants, 616
- Egg-and-milk enema, 288



- Egg-nog, 78  
 beef-tea, 640  
 cold, 616  
 hot, 616
- Eggplant, 97
- Eggs, 76, 630  
 absorption of, 45  
 and milk, 631  
 composition of, table showing, 76  
 concentration of, 158  
 digestibility of, table showing, 77  
 flavor of, 77  
 freshness of, method of testing, 77  
 hard-cooked, 630  
 in diseases of stomach, 348  
 in tuberculosis, 327  
 soft-cooked, 630
- Einhorn's diet in achylia gastrica, 358
- Emergency ration, 561
- Emotion, effect on digestion, 57
- Emphysema, diet in, 406
- Empyema, diet in, 404
- Emulsion of sweet-almond oil in gastric disorders, 110  
 ramogen-water, 234  
 ramogen-water-milk, 234
- Enema, Jaccoud's, 289  
 nutrient, 285  
 army and hospital, 289  
 Boas', 289  
 Dujardin-Beaumont, 288  
 egg-and-milk, 288  
 Ewald's, 289  
 indications for use of, 287  
 method of giving, 285  
 pancreas, 288  
 recipes for, 288  
 Riegel's, 289  
 Rosenheim's, 290  
 Singer's, 289  
 starch-and-milk, 288  
 sugar-and-milk, 288  
 Von Leube's milk-peptone, 288  
 Zuntz's fat, 290
- Energy, muscular, alcohol as source of, 138  
 of alcohol, metabolism of, 136
- English navy rations, scale of, 570, 571  
 prison dietaries, 589
- Enterokinase, 26
- Enteroptosis, diet in, 372
- Enuresis in children, diet in, 273
- Enzymes, 20  
 amylolytic, 20  
 coagulating, 21  
 concerned in the process of digestion and nutrition, 21  
 fat-splitting, 20  
 oxidizing, 21
- Enzymes, proteolytic, 20  
 sugar-splitting, 20
- Epilepsy, Craig colony of, dietary of, 602  
 diet in, 452  
 diet-lists for, 694
- Erbwurst, 566
- Erepsin, 26
- Ergotism, 180
- Erysipelas, alcohol in, 317  
 diet in, 317
- Esophagus, operations on, diet after, 552  
 stricture of, olive oil in, 108
- Essence of beef, 636
- Ethers of wine, 151
- Eucasein, 161
- European dietaries and dietary standards, 51
- Ewald-Boas test-breakfast, 193
- Ewald's diet in chronic gastritis, 355  
 in membranous colitis, 387  
 nutrient enema, 289
- Excision of larynx, diet after, 552
- Exercise and rest before and after meals, effect on digestion, 57  
 relation of food to, 60
- Exophthalmic goiter, diet in, 533
- Extractives, 18  
 in vegetables, 89  
 of wine, 151
- Extracts, beef, 80
- FACING tea leaves, 187
- Farina gruel, 620
- Farinaceous foods in which starch has not been predigested, 164  
 prepared from cereals of which starch has been converted into dextrin or sugar, 164
- Fasting, effect on metabolism, 39
- Fat, 19, 107, 651  
 absorption of, 26, 44  
 body-, protection by alcohol, 137  
 in diseases of stomach, 349  
 in milk, 214  
 in tuberculosis, 329  
 in vegetables, 90  
 not digested in diabetes mellitus, diet in, 489  
 proteins, and carbohydrates in combination, quantity required, 48  
 quantity required, 48  
 Zuntz's recipe for administration of, 290
- Fat-splitting enzymes, 20
- Fatty foods, indications for use of, 107  
 liver, diet in, 398
- Feces, mineral matter in, 113

- Feeding, infant, 205. See also *Infant feeding*.
- Fever, alcohol in, 299  
 asthenic, alcohol in, 300  
 diet in, 297  
 diet-list for, 686  
 imperial drink in, 298  
 in children, diet in, 300  
 in tuberculosis, diet in, 334
- Figs, 100
- Filaria, 171  
 sanguinis hominis, 171
- Fish, 85  
 absorption of, 44  
 composition of, table showing, 86, 87  
 cooking of, 167  
 in diseases of stomach, 348  
 in tuberculosis, 329  
 poisoning due to, 177
- Fistula, gastric, feeding through, 555  
 intestinal, feeding through, 555
- Flatulence in diseases of heart, diet in, 412  
 intestinal, diet in, 388
- Flaxseed tea, 618
- Fleischer's table showing power of foods to combine with HCl, 375
- Flesh of game, digestibility of, 83
- Floating kidney, diet in, 442
- Flour, 91  
 adulteration of, 187  
 ball, 621  
 gruel, 621  
 buckwheat, 92  
 gruel, 620  
 peanut, 647  
 in diabetes, 481
- Food, absorption of, 41  
 table showing, 42  
 adulteration, 184. See also *Adulteration*.  
 alcohol as, 138  
 arsenic in, 191  
 canning of, 159  
 chemical composition, 648, 649, 657  
 classes of, 63  
 coloring-matters in, 185  
 concentration of, 158  
 cooking of, 165  
 effect of, 167  
 copper in, 191  
 digestibility of, Penzoldt's table of, 339, 340  
 digestion of, effect of alcohol on, 136  
 edible portion, 649  
 farinaceous, in which starch has not been predigested, 164  
 prepared from cereals of which starch has been converted into dextrin or sugar, 164
- Food, fatty, indications for use of, 107  
 elements, action of gastric juice on, 24  
 Atwater's table illustrating uses of, 34  
 functions and nutritive value of, experiments in determining, 37  
 heat-value of, 34  
 idiosyncrasies, 183  
 infant, adulteration of, 188  
 lead in, 191  
 metallic poisons in, 191  
 nickel in, 191  
 parasites in, 170  
 preparations, artificial, 161  
 preservation of, 159. See also *Preservation of food*.  
 preservatives in, 189. See also *Preservatives*.  
 proprietary, 163  
 farinaceous, 164  
 prepared from cows' milk, 163  
 purin bodies in, 502  
 quantity required, 46  
 refuse of, 649  
 relation of urine to, 426  
 to age, 58  
 to climate, 59  
 to hereditary, 58  
 to individual tendencies, 61  
 to inherent conditions, 58  
 to race, 58  
 to rest and exercise, 60  
 to season, 60  
 to sex, 58  
 to size and weight of body, 60  
 salting of, 160  
 substances, composition of, table showing, 43, 344, 345, 346, 347  
 suitable for aged, 278  
 suppositories, 290  
 temperature of, effect on digestion, 57  
 used by tuberculous patients, 327  
 vegetable, 89  
 absorption of, 45  
 zinc in, 191
- Food-consumption of persons in different circumstances, table showing, 52
- Food-poisoning, acute, 169
- Food-poisons, diseases caused by, 169
- Food-value of alcohol, 136  
 per pound of nutrients in food-materials, table showing, 42
- Foot-and-mouth disease, 183
- Forced feeding in diseases of stomach, 352
- Foreign armies, rations of, 567
- Formaldehyd as preservative, 190



- Formaldehyd in milk, 190  
 Fortified wine, 150, 151  
 Fowl, 83  
 French prison dietaries, 592  
 Fruit cures, 543  
   in tuberculosis, 329  
 Fruits, 99  
   absorption of, 46  
   composition of, table showing, 101  
   in diseases of the stomach, 349  
 Fruit-sugar, 106  
 Frying meat, 167  
 Fuel-value, 651  
 Fungi, 103  
 Furunculosis, diet in, 539
- GAGES, green, 100  
 Galactotoxismus, 175  
 Gall-bladder, operations about, diet  
   after, 553  
 Galley, 577  
 Gall-stone colic, olive oil in, 110  
   disease, diet in, 398  
 Game, flesh of, digestibility of, 83  
 Garantose as substitute for sugar in  
   diabetes, 489  
 Garlic, 97  
 Garrett Free Hospital for Children,  
   Baltimore, diet of, 611  
 Gärtner's milk, 234  
 Gastralgia, diet in, 449  
 Gastric juice, 23  
   action on food elements, 24  
   hypersecretion of, chronic, diet  
   in, 358  
   diet in, 358  
   intermittent, diet in, 358  
   neurosis, olive oil in, 109  
   secretion, effect of alcohol on, 143  
 Gastritis, acute, diet in, 352  
   in children, diet in, 257  
   chronic, diet in, 354  
   in children, diet in, 258  
   diet-list for, 686  
 Gastropotosis, diet in, 372  
 Gavage in diseases of stomach, 352  
   in infants, 255  
 Gelatin, dishes made with, 641  
 Gelatinoids, 18, 649  
 Gelatinous diet in diseases of stomach,  
   348  
 Gelatoses, 24  
 General mess, 572  
   organization and administration,  
   572  
 Genito-urinary system, diseases of, diet  
   in, 426  
 Germain Sée's diet in diabetes, 496  
   in obesity, 527
- Germain Sée's test-meal, 193  
 Gin, 146  
 Gingivitis in pregnancy, diet in, 282  
 Glucose, 105  
 Gluten biscuit, Jeffries', 643  
   bread, 92, 642  
   in diabetes, 490  
   gruel, 621  
   pancakes, 643  
   pudding, 642  
 Glutinoids, 649  
 Glutoses, 24  
 Glycerin, adulteration of, 188  
   as substitute for sugar in diabetes,  
   487  
   of wine, 151  
 Glycogen in liver, 30  
 Glycogenic function of liver, 30  
 Glycosuria, alimentary, 468  
   gouty, diet in, 508  
 Goiter, exophthalmic, diet in, 533  
 Gonorrhœa, diet in, 447  
 Gooseberries, 100  
 Gout, acute, alcohol in, 504, 507  
   diet in, 504  
   alcoholism as cause, 500  
   causes of, 499  
   chronic, diet in, 502  
   constipation as cause, 500  
   diet in, 499  
   preventive, 501  
   diet-list for, 692  
   heredity as cause, 500  
   in diabetes mellitus, alcohol in, 488  
   diet in, 488  
   in lead workers, 500  
   in obesity, diet in, 516  
   indigestion as cause, 500  
   mental work as cause, 500  
   overeating as cause, 499  
   saline springs in, 504  
   tolerance for food containing purin  
   bodies in, 503  
   treatment of, preventive, 503  
 Goutiness, diet in, 499, 502  
   diet-list for, 692  
 Gouty albuminuria, diet in, 508  
   diabetes, diet in, 508  
   dyspepsia, acid, diet in, 508  
   glycosuria, diet in, 508  
   obesity, diet in, 509  
 Grain-poisoning, 180  
 Grape cure, 543  
   in diseases of stomach, 352  
   juice, 618  
   and egg, 618  
   whey, 628  
 Grapes, 100  
 Grape-sugar, 105

- Great Ormond Street Hospital for Children, London, diet of, 615
- Green gages, 100  
stools in infant feeding, 251  
vegetables, 96  
absorption of, 46  
composition of, table showing, 98
- Gruel, arrowroot, 620  
barley, 620  
cereal, 619  
with beef-extract, 639  
cornmeal No. 1, 621  
No. 2, 621  
cracker No. 1, 620  
No. 2, 620  
egg, 639  
farina, 620  
flour, 620  
flour-ball, 621  
gluten, 621  
imperial granum, 620  
malted, in infant feeding, 232  
milk, peptonized, 626  
oatmeal, 620
- Guinea-worm, 171
- HALOGENS, 116
- Ham, 83
- Hanot's disease, diet in, 401
- Harelip, operation for, diet after, 552
- Head, operations about, diet after, 551
- Headache, diet in, 450
- Heart, diseases of, alcohol in, 411  
diet in, 410  
dyspnea in, diet in, 413  
edema in, diet in, 412  
flatulence in, diet in, 412  
gastric disturbances in, diet in, 413  
in children, diet in, 414  
palpitation in, diet in, 413  
sudden dilatation in, diet in, 413  
senile, alcohol in, 416  
anasarca in, diet in, 418  
diet in, 414
- Heat, alcohol as source of, 138  
radiation of, effect of alcohol on, 138
- Heat-value of food, 34
- Hemipeptone, 25
- Hemophilia, diet in, 426
- Hemorrhage from lungs, alcohol in, 407  
diet in, 407  
from stomach, diet in, 370  
in typhoid fever, diet in, 307  
in ulcer of stomach, diet in, 365
- Hemorrhagic purpura, diet in, 425
- Hemorrhoids, diet in, 388
- Heredity as cause of gout, 500
- Heredity, relation of food to, 58
- Hippuric acid, excretion of, in nephritis, 433
- Honey, 106  
adulteration of, 188
- Horse meat, 83
- Horseradish, 107
- Hospital and army enema, 289  
at Lakeside, Cleveland, diet of, 594  
Children's, of Boston, diet of, 613  
diet, 592  
light, 593  
meat, 593  
milk, 593  
special, 593  
ward, 593  
for Children of London, Great Ormond Street, diet of, 615  
Robert Garrett, diet of, 611  
for Insane, Government, at St. Elizabeth, D. C., dietary of, 607  
at Washington, D. C., dietary of, 605  
of Maryland, dietary of, 605  
for tuberculosis, Blackwell's Island, diet of, 603  
Johns Hopkins, dietary of, 594  
Marine, diet in, extra, 601  
milk, 602  
ordinary, 601  
Navy, diet in, 598  
of Bay View Asylum, diet of, 609
- Hot-water cure, 544
- Huckleberries, 100
- Humanized milk, 74
- Hydatid disease, 183
- Hydrocarbon, 19. See also *Fat*.
- Hydrogen peroxid as preservative, 191
- Hyperacidity of stomach, diet in, 374  
diet-list for, 688
- Hyperchlorhydria and normal acidity, atony of stomach with, 364  
diet in, 343, 374  
diet-list for, 688
- Hyperpyrexia, alcohol in, 300
- Hypersecretion of gastric juice, chronic, diet in, 358  
diet in, 358  
intermittent, diet in, 358
- Hypertrophic cirrhosis of liver, diet in, 401
- Hypochlorhydria, atony of stomach with, diet in, 364  
diet in, 343
- ICED meat extract, 636  
panopepton, 638
- Iceland moss, 103
- Ichthyotoxismus, 177



- Idiosyncrasies, food, 183  
 Ileocolitis, chronic, in children, diet  
   in, 264  
   in children, diet in, 262  
 Imperial drink, 618  
   granum gruel, 620  
 Inanition in children, diet in, 270  
 Indicanuria, effects of diet on, 431  
 Indifferent waters, 130  
 Indigestion, acute gastric, in children,  
   diet in, 257  
   as cause of gout, 500  
   chronic gastric, in children, diet in,  
     258  
   intestinal, in children, diet in, 264  
 Individual tendencies, relation of food  
   to, 61  
 Infant, brandy-and-egg mixture for,  
   616  
   digestion, absorption in, 32  
   intestines in, 32  
     bacteria in, 32  
   peculiarities of, 31  
   pepsin in, 32  
   rennin in, 32  
   saliva in, 31  
   stomach in, 31  
 feeding, 205  
   artificial, 212, 235  
   Backhaus' milk, 235  
   Baner's method, 230  
   bottle, 212, 235  
   breast, 205  
     contra-indications to, 205  
   buttermilk in, 233  
   Chapin's method, 231  
   Coit's decimal method, 224  
   colic in, 253  
   dietetic errors in, symptoms of,  
     251  
   eighteen months to two and one-  
     half years, 240  
   fifteenth to eighteenth month,  
     240  
   Gärtner's milk, 234  
   gavage, 255  
   in asylums, 249  
   laboratory, 216  
   loss of weight in, 252  
   malted gruels in, 232  
   Materna Graduate Method, 227  
   Maynard Ladd's method, 229  
   mixed, 212  
   nasal, 256  
   second year, 238  
   sick, 252  
     difficult cases, 252  
   Starr's table, 231  
   stationary weight in, 253  
 Infant feeding, stomach-tube in, 255  
   stools in, 249  
     black, 250, 251  
     blackish-brown, 251  
     brown, 251  
     green, 251  
     red, 250  
     white, 250  
   too high fat in, 251  
     protein in, 251  
     sugar in, 251  
   low protein in, 354  
     sugar in, 251  
   top-milk, 231  
   twelfth to fifteenth month, 239  
   two and one-half to six years, 242  
     articles forbidden, 243  
   vomiting in, 254  
     at any time, 254  
     immediate, 254  
     one or two hours after, 254  
   weight in, loss of, 252, 253  
     stationary, 253  
   wet-nursing, 211  
   foods, adulteration of, 188  
     sugar, too low fat in, 251  
 Infectious diseases, diet in, 301  
 Influenza, alcohol in, 314  
   diet in, 314  
 Infusions, saline, 291  
 Insane department of Bay View Asy-  
   lum, diet of, 611  
   diet for, 464  
   Government Hospital for, at St.  
     Elizabeth, D. C., dietary of,  
     607  
     at Washington, D. C., dietary of,  
     605  
   of Maryland, Second Hospital for,  
     dietary of, 605  
 Insomnia, diet in, 451  
 Institutions, public, diet in, 578  
 Interstitial nephritis, chronic, alcohol  
   in, 439  
   diet in, 439  
   in obesity, treatment of, 515  
 Intestinal catarrh, acute, diet in, 380  
   chronic, chronic diarrhea in, diet  
     in, 382  
     constipation in, diet in, 382  
     diarrhea alternating with con-  
     stipation in, diet in, 383  
     diet in, 381  
   mucomembranous, diet in, 386  
   digestion, 24  
   in infants, 32  
     bacteria in, 32  
   diseases, diet in, 378  
   dyspepsia, diet in, 380

- Intestinal fistula, feeding through, 555  
   flatulence, diet in, 388  
   indigestion, chronic, in children,  
     diet in, 264  
   neurasthenia, diet in, 388  
   obstruction, acute, diet in, 384  
     chronic, diet in, 385  
   secretion, 26  
 Intestine, absorption in, 27  
   after operation, care of, 548  
   atony of, diet in, 388  
   malignant growths of, diet in, 384  
   nervous disorders of, diet in, 555  
   operations on, diet after, 555  
   ulcer of, diet in, 384  
 Intravascular feeding, 290  
 Intubation in children, feeding after,  
   273  
   in diphtheria, diet in, 316  
 Inulin biscuit, 647  
   in diabetes, 491  
 Inunctions, nutrient, 290  
 Invertase, 20  
 Invertin, 20  
 Iodin, 116  
   and bromin waters, 125  
 Iodized junket, 627  
 Irish moss, 103  
   and milk, 630  
   blanc-mange, 642  
 Iron, 117  
   and arsenic waters, 129  
   waters, 127  
   sulphated, 128  
 Isolichenin, 103  
  
 JACCOUD'S enema, 289  
 Jaundice, catarrhal, diet in, 396  
   in children, diet in, 397  
 Jeffries' gluten biscuit, 643  
 Jelly, albuminized, 642  
   barley, 621  
   calf's-foot, 640  
   chicken, 640  
   coffee, 641  
   for dyspeptics, 640  
   lemon, 641  
   meat, 80, 640  
   milk, 626  
     peptonized, 626  
   oatmeal, 621  
   orange, 641  
   panopepton, 638  
     with orange, 638  
   tapioca, 621  
   veal-bone, 640  
   wine, 641  
 Jenny Lind soup, 196  
 Jerusalem artichoke, 95  
  
 Johns Hopkins Hospital, dietary of,  
   594  
 Junket, 627  
   bitter almond, 627  
   cocoa, 627  
   coffee, 627  
   iodized, 627  
   strawberry, 627  
   vanilla, 627  
   with eggs, 627  
  
 ΚΑΚΚΕ, 177, 182  
 Kefilac tablets, 68  
 Kefir, 68  
   with kefilac tablets, 629  
 Kidney, amyloid, diet in, 442  
   diseases of, diet in, 431  
   in diabetes mellitus, diet in, 486  
   floating, diet in, 442  
   operations about, diet after, 553  
 Klemperer's test-meal, 193  
 Kneipp cure, 544  
 Kola nut, 136  
 Kreotoxismus, 177  
 Kumiss, 68  
   cure, 68, 541  
   No. 1, 628  
   No. 2, 628  
  
 LABORATORY feeding of infants, 216  
 Lactose, 106  
 Ladd's table of milk modification, 229  
 Lakeside Hospital, Cleveland, diet of,  
   594  
 Lamb, 83  
   cuts of, 654  
 Laparotomies and diet, 546  
   diet after, 546  
   before, 546  
 Lard, adulteration of, 187  
 Laryngismus stridulus, diet in, 404  
 Laryngitis, diet in, 404  
 Larynx, excision of, diet after, 552  
 Lathyrism, 181  
 Lathyrus cicera, 181  
 Lathyrus sativus, 181  
 Lead in food, 191  
   workers, gout in, 500  
 Lead-poisoning, chronic, diet in, 455  
 Leanness, diet in, 530  
 Lecithin, 29  
 Legs, diseases of, in obesity, treatment  
   of, 516  
 Legumes, 92  
   absorption of, 45  
   composition of, table showing, 94  
 Legumin, 162  
 Leguminous foods in diseases of  
   stomach, 348



- Lemon jelly, 641  
 whey, 628
- Lemonade, albuminized, 617  
 effervescing, 617  
 milk, 627  
 peptonized, 626  
 No. 1, 617  
 No. 2, 617
- Lemons, 99
- Lenhart's diet in ulcer of stomach, 369
- Lentil, 94
- Lettuce, 97  
 stewed, 646
- Leube's diet scale in diseases of stomach, 335  
 method for determining motor power of stomach, 194
- Leukemia, alcohol in, 425  
 diet in, 425
- Levulose, 106
- Lichenin, 103
- Lichens, 103
- Limes, 99
- Lime-water, 616
- Linseed tea, 618
- Lipase, 25
- Lipuria, effect of diet on, 426
- Liqueurs, 146  
 adulteration of, 186
- Lithemia, diet in, 443  
 in children, diet in, 444
- Lithium carbonate, effect on metabolism, 40
- Liver, abscess of, diet in, 398  
 absorption in, 29  
 acute yellow atrophy of, diet in, 398  
 amyloid, diet in, 398  
 cirrhosis of, diet in, 401  
 hypertrophic, diet in, 401  
 with ascites, diet in, 402  
 without ascites, diet in, 402  
 congestion of, acute, diet in, 397  
 diet in, 397  
 passive, diet in, 397  
 diseases of, alcohol in, 394, 395  
 diet in, 393  
 fatty, diet in, 398  
 glycogenic function of, 30  
 sausage, poisoning from, 179  
 syphilis of, diet in, 398  
 urea and, 31
- Lunatic department, criminal, of prison, diet in, 586
- Lungs, hemorrhage from, alcohol in, 407  
 diet in, 406
- Lupinosis, 181
- MAGNESIUM and calcium contents of vegetable foods, 429, 430
- Maidismus, 181
- Malaria, alcohol in, 323  
 diet in, 322
- Malignant growths of intestine, diet in, 384
- Malnutrition in children, diet in, 273
- Malt extracts, 164  
 adulteration of, 186  
 liquors, 146  
 action and therapeutic use of, 155
- Maltase, 20
- Malted gruels in infant feeding, 232
- Manganese, 118
- Marasmus, diet in, 271  
 nursing homes for, 272
- Marine hospitals, diet in, extra, 601  
 milk, 602  
 ordinary, 601
- Marrow, bone, 111
- Massage, effect on metabolism, 41
- Materna graduate method of infant feeding, 227
- Maternal nursing of infant, 205  
 contra-indications to, 205
- Matzoon, 68
- Maynard Ladd's table of milk modification, 229
- Meals, number of, in tuberculosis, 331  
 order and frequency of, effect on digestion, 54  
 rest and exercise before and after, effect on digestion, 57  
 test-, for determining secretory function of stomach, 193
- Measles, diet in, 312
- Measures and weights, 696
- Meat, 78, 631  
 absorption of, 44  
 artificial proteins made from, 161  
 baking of, 166  
 bases, 650  
 braising of, 166  
 broiling of, 166, 632  
 broth, 634  
 canned, adulteration of, 189  
 composition of, table showing, 84  
 concentration of, 158  
 cooking of, 166  
 effect of, 167  
 cure, 544  
 cuts of, 652  
 digestibility of, 79  
 extract, iced, 636  
 frying of, 167  
 general rules for preparing, 631  
 horse, 83  
 in diseases of stomach, 348

- Meat in tuberculosis, 328  
 jellies, 81  
   with gelatin, 642  
   with Irish moss, 642  
   with tapioca, 642  
   without gelatin, 640  
 jelly, 640  
 pan-broiling, 632  
 powders, 81  
 preparations, 78, 80  
 raw, with milk and sugar, 61  
 roasting of, 166, 632  
 stewing of, 166  
 tender, cooking of, 632  
 tough, cooking of, 631
- Meat-juice, 636  
 in tuberculosis, 329  
 raw, 636
- Meat-poisoning, 177  
 Bacillus enteriditis in, 179
- Melons, 100
- Meningitis, alcohol in, 315  
 diet in, 314
- Mental conditions, aberrant, in pregnancy, diet in, 283  
 work as cause of gout, 500  
 effect on metabolism, 41
- Mess, general, 572  
 organization and administration, 572
- Metabolism, 32  
 effect of antipyrin on, 40  
 of baths on, 41  
 of boric acid on, 40  
 of bromid of potassium on, 40  
 of cigarette-smoking on, 40  
 of cinchonidin sulphate on, 40  
 of drugs on, 40  
 of fasting on, 39  
 of lithium carbonate on, 40  
 of massage on, 41  
 of mental work on, 41  
 of milk diet on, 39  
 of muscular work on, 40  
 of vegetarian diet on, 38  
 in disease, 41  
 of energy of alcohol, 136  
 of protein, amount required, 39  
 of salts, 114  
   and disease, 119
- Metallic poisons in food, 191
- Meteorism, diet in, 388
- Metric and apothecaries' measure, relative value of, 696  
 weight, relative value of, 698  
 and avoirdupois weight, relative value of, 697
- Metropolitan Hospital, Blackwell's Island, tuberculosis infirmary of, diet for, 603
- Migraine, diet in, 450
- Milk, 63  
 absorption of, 44  
 adulteration of, 65  
 albuminized, 629  
 almond, 616  
 and Irish moss, 630  
 as cause of Asiatic cholera, 175  
   of diarrheal diseases, 174  
   of diphtheria, 174  
   of scarlet fever, 174  
   of tuberculosis, 173  
   of typhoid fever, 174
- Backhaus', 235  
 composition of, 63  
   table showing, 43  
 condensed, 75  
 contamination of, 69  
 cure, 540  
   in diabetes, 482  
   in diseases of stomach, 351  
   method of administration in, 540  
 diet, effect on metabolism, 39  
 digestion of, 65  
 diseases from, 172  
 fat in, 214  
 formaldehyd in, 190  
 Gärtner's, 234  
 gruel, peptonized, 625  
 human, fat in, 214  
   proteins in, 213  
   reaction of, 215  
   salts in, 215  
   sugar in, 214  
 humanized, 74  
 in tuberculosis, 327  
 in typhoid fever, 303  
 jelly, 626  
   peptonized, 626  
 lemonade, 627  
   peptonized, 626  
 mixture, 629  
 modification, 69, 215  
   at home, technic of, 236  
   Baner's method, 230  
   Chapin's method, 231  
   Coit's decimal method, 224  
   laboratory, 216  
   Materna Graduate method, 227  
   Maynard Ladd's table, 229  
   methods of practical value in, 215  
   Starr's table, 231  
   top-milk, 221  
 modified, 71  
 mother's, modification of, 210  
   testing of, 209  
 nursery, 221  
 Pasteurization of, 71  
 peptonized, cold process, 625  
   effervescent, 626



- Milk, peptonized, hot, 625  
     partially, 625  
     specially, 626  
     warm process, 625  
   poisons transmitted in, 173  
   porridge, 627  
   predigestion of, 74  
   preparations, 625  
   preservation of, 69  
   products, 63  
   proprietary foods prepared from,  
     163  
   proteins in, 213  
   punch, 628  
     peptonized, 626  
   reaction of, 215  
   salts in, 215  
   skimmed, 66  
   sterilization of, 71, 72  
   sugar of, 106, 214  
   sugar-free, for diabetic feeding, 647  
   variations in, 64  
   various kinds of, composition, table  
     showing, 64  
   with other diluents, 630  
 Milk-and-cereal waters, 630  
 Milk-and-cinnamon drink, 629  
 Milk-and-egg enema, 288  
 Milk-and-starch enema, 288  
 Milk-and-sugar enema, 288  
 Milk-peptone enema, Von Leube's,  
   288  
 Milk-poisoning, 175  
 Millet, 92  
 Mineral matter, 651  
   in feces, 113  
   in principal organs, 112  
   in sweat, 113  
   in urine, 113  
   waters, 122  
     alkaline, 122  
     classification of, 122  
     earthy, 129  
     in diabetes mellitus, 484  
 Mixed infant feeding, 212  
 Modification, milk, 69, 215. See also  
   *Milk modification.*  
 Modified milk, 71  
 Molasses, 105  
 Mollusks, composition of, table show-  
   ing, 88  
 Morel, 103  
 Morphin-poisoning, chronic, diet in,  
   454  
 Mosquera beef meal, 162  
 Moss, Iceland, 103  
   Irish, 103  
 Mother's milk, modification of, 201  
   testing of, 201  
 Motor and secretory functions of  
   stomach, disturbances of, diet-  
   etic test for determining at  
   same time, 194  
   disturbances of stomach, diet in, 347  
   power of stomach, determining of,  
     194  
     Boas' method, 194  
     Boas' test-supper, 194  
     dietetic tests for, 194  
     Leube's method, 194  
 Mouth, care of, in tuberculosis, 327  
   in typhoid fever, 306  
 Mouth-and-foot disease, 183  
 Mucomembranous catarrh of intestine,  
   diet in, 385  
 Mulberries, 100  
 Mulled wine, 618  
 Mumps, diet in, 313  
 Muscular activity, action of alcohol  
   on, 142  
   energy, alcohol as source of, 138  
   work, effect on metabolism, 40  
 Mushroom-poisoning, 180  
 Mushrooms, 103  
 Mussels, poisoning from, 176  
 Mustard, 106  
 Mutton, 83  
   broth, 634  
   with vegetables, 634  
   without meat, 635  
   cuts of, 654  
 Mytilotoxismus, 176  
 Myxœdeme fruste, thyroid gland sub-  
   stance in, 530  
 NASAL feeding of infants, 256  
 Nausea after operation, diet in, 549  
   treatment of, 546  
 Navy hospitals, diet in, 598  
   rations, 570  
   cooking of, 577  
   preparation of, 577  
 Nephritis, acute, diet in, 435  
   chronic interstitial, alcohol in, 439  
   diet in, 439  
   parenchymatous, alcohol in, 439  
   diet in, 437  
   excretion of acetic acid in, 434  
   of alcohol in, 434  
   of citric acid in, 434  
   of creatinin in, 433  
   of hippuric acid in, 433  
   of phosphoric acid in, 433  
   of sulphates in, 433  
   of urea in, 433  
   of uric acid in, 434  
   of urinary pigments in, 433  
   of water in, 433, 435

- Nephritis, excretion of xanthin bases  
in, 434  
in obesity, treatment of, 515
- Nervous anacidity of stomach, diet in,  
373  
anorexia, diet in, 373  
diseases, alcohol in, 448  
diet in, 447  
in obesity, treatment of, 516  
of intestine, diet in, 388  
of stomach, diet in, 373  
dyspepsia, diet in, 375  
subacidity of stomach, diet in,  
373  
system, action of alcohol on, 142  
vomiting, diet in, 373
- Neuralgia, diet in, 449  
visceral, diet in, 450
- Neurasthenia, intestinal, diet in, 388
- Neurosis, gastric, olive oil in, 109
- Nickel in food, 191
- Nitrogenous extractives, 650
- Nourishing body, methods of, 290
- Nursery milk, 221
- Nursing homes for marasmus, 272  
maternal, of infant, 205  
contra-indications to, 205  
wet-, of infant, 211
- Nut-brown bread, 622
- Nutrient enema, 284. See also *Enema*,  
*nutrient*.  
inunctions, 290
- Nutrition, effect of borax on, 160  
of boric acid on, 160
- Nutritious coffee, 641
- Nutritive drink for delicate women and  
children, 639
- Nutrose, 161
- Nuts, 101  
composition of, table showing, 102
- OATMEAL, 92  
cure in severe diabetes, 481  
gruel, 620  
jelly, 621  
test-breakfast of Boas, 193  
water, 618
- Oats, 92
- Obesity after cures for pulmonary  
tuberculosis, diet in, 516  
terrain cures in, 517  
Banting's diet in, 518  
Bouchard's diet in, 530  
bronchitis in, treatment of, 515  
causes of, 511  
Chambers' method of treating, 529  
diet in, 509, 518  
in pregnancy, 280  
diet-list for, 691
- Obesity, diseases combined with, treat-  
ment of, 514  
of circulatory system in, treat-  
ment of, 514  
of legs in, treatment of, 516  
of respiratory system in, treat-  
ment of, 515  
Dujardin-Beaumetz's diet in, 530  
Ebstein's diet in, 523  
edema in, treatment of, 515  
Germain Sée's diet in, 527  
gouty, diet in, 509, 516  
in diabetes mellitus, diet in, 487  
in pregnancy, diet in, 280  
interstitial nephritis in, treatment of,  
515  
nephritis in, treatment of, 515  
nervous diseases in, treatment of,  
516  
Oertel's method of treating, 518  
prophylaxis, 517  
Salisbury method of treating, 528  
Schlicher's diet in, 527  
Schweninger's diet in, 528  
Sée's diet in, 527  
thyroid gland substance in, 530  
treatment of, 511  
Weir-Mitchell method of treating,  
527  
Yeo's diet in, 529
- Oertel's method of treating obesity, 518
- Oil, olive. See also *Olive oil*.  
sweet-almond, emulsion of, in gas-  
tric disorders, 110
- Oils, 107
- Oleomargarin, 111
- Olive oil, adulteration of, 188  
in cholelithiasis, 108  
in chronic constipation, 110  
dysentery, 109  
in dilatation of stomach, 108  
in gall-stone colic, 110  
in gastric disorder, 108  
neurosis, 109  
in pylorospasm, 109  
in stenosis of duodenum, 109  
of pylorus, 108, 109  
in stricture of esophagus, 108  
in treatment of disease, 108  
in ulcer of pylorus, 109
- Olives, 100
- Onions, 97
- Operation about gall-bladder, diet  
after, 553  
head, diet after, 551  
kidney, diet after, 553  
pancreas, diet after, 553  
bowels after, care of, 548  
diet after, 546, 550



- Operation, diet before, 546  
 for cleft-palate, diet after, 552  
 for harelip, diet after, 552  
 nausea after, diet in, 549  
   treatment of, 546  
 on esophagus, diet after, 552  
 on intestine, diet after, 555  
 on stomach, diet after, 553  
 preparation for, 545  
 shock after, dietetic management of, 548  
   thirst after, treatment of, 547  
   vomiting after, treatment of, 546  
 Orange jelly, 641  
 Orangeade, 617  
 Oranges, 99  
 Orgeat, 618  
 Osteomalacia, diet in, 534  
 Oven, Aladdin, 168  
 Overeating as cause of gout, 500  
 Oxalic-acid content of foods, 428  
 Oxaluria, 427  
   diet in, 428, 430  
 Oxidases, 21  
 Oxidizing enzymes, 21  
 Oxyuris vermicularis, 171  
 Oyster juice, 634  
   stew, 625  
 Oysters as cause of typhoid fever, 176  
   peptonized, 637
- PALPITATION in diseases of heart, diet in, 413  
 Pan-broiling meat, 632  
 Pancakes, aleuronat, 645  
   cocoanut, 645  
   gluten, 643  
 Pancreas, diseases of, alcohol in, 403  
   diet in, 402  
   enema, 288  
   operations about, diet after, 553  
 Pancreatic juice, 24  
 Panopepton, 638  
   bouillon, hot, 639  
   cordial, 639  
   hot, 639  
   iced, 638  
   jelly, 638  
   with orange, 638  
   with whey, 639  
 Papain, 20  
 Paralysis, postdiphtheritic, diet in, 317  
 Paraphenatolcarbamid as substitute for sugar in diabetes, 489  
 Parasites in food or drink, 170  
 Parasitic diseases, 172  
 Parenchymatous nephritis, chronic,  
   alcohol in, 439  
   diet in, 437  
   46
- Parsnips, 95  
 Pasteurization of milk, 71  
 Peaches, 100  
 Peanut, 94  
   flour, 647  
   in diabetes, 491  
 Pears, 100  
 Peas, 93  
 Pellagra, 181  
 Pellis agria, 181  
 Pelvic contraction, Prochownick's diet in, 280  
 Pemmican, 161  
 Penzoldt's diet-lists in diseases of stomach, 341, 342  
   table of digestibility of food, 339, 340  
 Peppers, 106  
 Pepsin, 20, 24  
   changing proteins into peptones, 24  
   in infant digestion, 32  
 Peptone-products, 161  
 Peptones, pepsin changing proteins into, 24  
 Peptonized beef, 637  
   milk, cold process, 625  
   effervescent, 626  
   gruel, 626  
   hot, 625  
   jelly, 626  
   lemonade, 625  
   partially, 625  
   punch, 626  
   specially, 626  
   warm process, 625  
   oysters, 637  
 Perfect wines, 152  
 Perforation in typhoid fever, diet in, 307  
 Peritonitis, acute, diet in, 393  
   chronic, diet in, 393  
   diet in, 393  
 Pernicious anemia, diet in, 421  
   vomiting in pregnancy, diet in, 283  
 Phosphaturia, effect of diet on, 426  
 Phosphoric acid, excretion of, in nephritis, 433  
 Phosphorous, 117  
 Phosphorous-poisoning, 182  
 Pigments, bile-, function of, 29  
   urinary, excretion of, in nephritis, 433  
 Plasmon, 161  
 Plastered wine, 186  
 Pleurisy, diet in, 403  
 Plums, 100  
 Pneumonia, alcohol in, 408  
   diet in, 407  
   from infected bacon, 179

- Pneumonia in children, alcohol in, 410  
 diet in, 408
- Poisoning, cheese-, 175  
 fish-, 177  
 food-, acute, 169  
 from liver sausage, 179  
 grain-, 180  
 lead-, diet in, 455  
 meat-, 177  
   *Bacillus enteriditis* in, 179  
 milk-, 175  
 morphin-, diet in, 454  
 mushroom-, 180  
 mussel-, 176  
 phosphorus, 182  
 sausage-, 178  
 sodium chlorid, 292
- Poisons, food-, diseases caused by, 169  
 Poisons, metallic, in food, 191  
 transmitted in milk, 173
- Pork, 83  
 cuts of, 655
- Porridge, milk, 628
- Porter, 147
- Postdiphtheritic paralysis, diet in, 317
- Posthemorrhagic anemia, acute, diet in, 420
- Potassium, bromid of, effect on metabolism, 40  
 worth of foods, 115
- Potato, 95  
 cure in diabetes, 483  
 soup, cream of, 624  
 sweet, 95
- Predigestion of milk, 74
- Pregnancy, aberrant mental conditions in, diet in, 283  
 diet in, 279  
   in obesity, 280  
 gingivitis in, diet in, 282  
 lowered urea output in, diet in, 282  
 obesity in, diet in, 280  
 pernicious vomiting in, diet in, 283  
 salivation in, diet in, 282  
 special diseases of, diet in, 282
- Preservation of food, 159  
 by drying, 159  
 by exclusion of air, 159  
 by exposure to cold, 160  
 by salting, 160  
 by sugar, 160  
 by treatment with antiseptic chemical agents, 160  
 by vinegar, 160  
 of milk, 69
- Preservatives, 189  
 bisulphate of sodium, 190  
 borax, 189
- Preservatives, boric acid, 189  
 formaldehyd, 190  
 hydrogen peroxid, 191  
 salicylic acid, 190  
 sulphite, 190  
 sulphurous acid, 190
- Prison diet, 579  
 American, 589  
 Dunlop's, 581  
 English, 589  
 farinaceous, 593  
 French, 592  
 in criminal lunatic department, 586  
 ordinary, 590  
 Prussian, 592
- Prochownick's diet in pelvic contraction, 280
- Proprietary foods, 163  
 farinaceous, 164  
 prepared from cow's milk, 163
- Proteid, 649  
 and protein, distinction between, 650
- Protein, 18, 649  
 absorption of, 42  
 amount required in athletic training, 203  
 and proteid, distinction between, 650  
 artificial, made from both animal and vegetable foods, 162  
 made from meat, 161  
 made from vegetables, 162  
 body, protection by alcohol, 137  
 carbohydrates, and fats in combination, quantity required, 48  
 concentrated, 158  
 in milk, 213  
 in vegetables, 89  
 metabolism of, amount required, 39  
 pepsin changing into peptones, 24  
 quantity required, 46
- Proteolytic enzymes, 20
- Proteoses, 24
- Prunes, 100
- Pruritis, diet in, 538
- Prussian prison dietaries, 592
- Psoriasis, diet in, 538
- Psychologic action of alcohol, 142
- Ptyalin, 22
- Public institutions, diet in, 558
- Pudding, aleuronat and suet, 645  
 almond, 643  
 cocoanut, 646  
 gluten, 642  
 suet and aleuronat, 645
- Puerperium, diet in, 282
- Pulled bread, 623
- Pumpernickel, 91
- Pumpkins, 97



- Purin bodies, 501  
   in food materials, 502  
   tolerance of gouty patients for food containing, 503
- Purpura, hemorrhagic, diet in, 425
- Pyelitis, diet in, 442
- Pyelonephritis, diet in, 442
- Pylorospasm, olive oil in, 109
- Pylorus, stenosis of, olive oil in, 108  
   ulcer of, olive oil in, 109
- RABBIT**, 83
- Rabies, diet in, 324
- Racahout des arabes, 620
- Race, relation of food to, 58
- Rachitis, diet in, 273
- Radiation of heat, effect of alcohol on, 138
- Radishes, 95
- Raisins, 100
- Ramogen, 234
- Ramogen-water emulsions, 234
- Ramogen-water-milk emulsions, 234
- Raspberries, 100
- Rations, army, 557  
   during travel, 560  
   in emergency, 561  
   in tropics, 562-564  
   navy, 570  
   cooking of, 577  
   preparation of, 577  
   of foreign armies, 567
- Raw beef, methods of preparing, 637  
   soup, 638  
   meat juice, 636
- Raw meat with milk and sugar, 638
- Reaction of milk, 215
- Recipes, 616  
   for food for diabetics, 642  
   for nutrient enema, 288
- Rectal feeding, 284. See also *Enema, nutrient*.  
   irrigations, saline, 291
- Red stools in infant feeding, 250
- Refractory patients, feeding of, 295
- Renal calculi, diet in, 443
- Rennin, 24  
   in infant digestion, 32
- Respiration, action of alcohol on, 140
- Respiratory calorimeters, 37  
   chamber, 37  
   system, diseases of, diet in, 403  
   in obesity, treatment of, 405
- Rest and exercise before and after meals, effect on digestion, 57  
   relation of food to, 60  
   cure in diseases of stomach, 351  
   of Weir-Mitchell, 456  
   alcohol in, 461
- Rhabdonema intestinale, 171
- Rheumatism, acute, alcohol in, 318  
   diet in, 317  
   chronic, diet in, 318  
   diet in, 317
- Rheumatoid arthritis, diet in, 509
- Rhubarb, 97
- Rice, 92  
   water, 618
- Rickets, diet in, 273
- Riegel's enema, 289  
   test-dinner, 193
- Roasting meat, 166, 632
- Robert Garrett Free Hospital for Children, Baltimore, diet of, 611
- Roberts' diet in diabetes, 495
- Roborat, 162, 482
- Roots, 95  
   absorption of, 46  
   composition of, table showing, 96
- Rosenheim's enema, 290
- Rough wines, 152
- Rum, 146
- Rye bread, 91  
   in diabetes, 484
- SACCHARIN**, 106  
   as substitute for sugar in diabetes, 489
- Sahli's method of determining at same time disturbances of motor and secretory functions of stomach, 194
- Saint Paul's School, Baltimore, diet for chorister boys in, 603
- Salicylic acid as preservative, 190
- Saline infusions, 291  
   irrigations, 291  
   rectal irrigations, 291  
   springs in gout, 506
- Salisbury method of treating obesity, 528
- Saliva in infant digestion, 31  
   secretion of, effect of alcohol on, 143
- Salivary digestion, 22
- Salivation in pregnancy, diet in, 282
- Salting of food, 160
- Salts, 18, 111  
   in milk, 215  
   in vegetables, 90  
   metabolism, 114  
   and disease, 119
- Salzer's double test-meal, 193
- Sanose, 161
- Sauce for vegetables, 624
- Sauces, 107
- Sauerkraut, 96
- Sausage, liver, poisoning from, 179
- Sausage-poisoning, 178

- Saxin as substitute for sugar in diabetes mellitus, 490
- Scarlatinal nephritis, diet in, 312
- Scarlet fever, alcohol in, 312  
diet in, 311  
milk as cause of, 174
- Schleicher's diet in obesity, 527
- Schmidt and Strassburger's test-diet, 195
- School, boys', diet for, 248, 603  
children, diet for, 245
- Schroth's cure, 544
- Schweninger's diet in obesity, 526
- Scurvy, diet in, 531  
in adults, diet in, 531
- Season, relation of food to, 60
- Secondary anemia, chronic, diet in, 421
- Secretin, 27
- Secretion, action of alcohol on, 143  
gastric, action of alcohol on, 143  
of saliva, action of alcohol on, 143
- Secretory and motor functions of stomach, disturbances of, dietetic test for determining at same time, 194  
function of stomach, determining of, 193  
oatmeal test-breakfast of Boas, 193  
test-breakfast of Ewald and Boas, 193  
test-dinner of Riegel, 193  
test-meal of Germain Sée, 193  
of Klemperer, 193  
of Salzer, 193  
test-meals for, 193
- Seegen's diet in diabetes, 494
- Sée's diet in obesity, 527  
test-meal, 193
- Senile heart, alcohol in, 416  
anasarca in, diet in, 418  
diet in, 414
- Sex, relation of food to, 58
- Shaddocks, 99
- Shellfish, 87
- Shock after operation, dietetic management of, 548
- Silica, 118
- Singers, diet for, 195
- Singer's enema, 289
- Sitotoxismus, 180
- Size and weight of body, relation of food to, 60
- Skimmed milk, 66
- Skin, diseases of, diet in, 534
- Sleep, disturbed, diet in, 451
- Small-pox, alcohol in, 311  
diet in, 310
- Smoking, cigarette, effect on metabolism, 40
- Sodium benzoyl-sulphonic-imid as substitute for sugar in diabetes, 489  
bisulphate of, as preservative, 190  
chlorid poisoning, 292  
waters, 125  
simple, 125  
worth of foods, 115
- Soldiers in tropics, diet for, 561, 562
- Somatose, 162
- Sorghum, 92
- Sorrel, 97
- Soup, beef, raw, 638  
celery, cream of, 624  
from stock, 633  
Jenny Lind, 196  
potato, cream of, 624  
stock, 633  
from beef extract, 633  
sweetbread, 634  
tapioca, 622  
tomato, cream of, 624
- Soups, general rules for, 633  
without meat, cooking of, 624
- Soya biscuits in diabetes, 490
- Sparkling wines, 151
- Speakers, diet for, 195
- Sphacelinic acid, 181
- Spices, 106, 107  
adulteration of, 188
- Spinach, 97
- Spirits, 145
- Springs, saline, in gout, 506
- Squash, 97
- Standard dietaries, method of constructing, 50
- Starch-and-milk enema, 288
- Starr's table of milk modification, 231
- Steapsin, 25
- Stenosis of duodenum, olive oil in, 109  
of pylorus, olive oil in, 108
- Sterilization of milk, 71, 72
- Stewards, commissary, 574
- Stewed lettuce, 646
- Stewing meat, 166
- Stimulants, 120
- Stomach, atony of, diet in, 362  
diet-list for, 687  
with hyperchlorhydria and normal acidity, diet in, 364  
with hypochlorhydria, diet in, 364  
carcinoma of, diet in, 370  
catarrh of, atrophic, diet in, 357  
in diabetes mellitus, diet in, 488  
dilatation of, diet in, 359  
diet-list for, 687  
in children, diet in, 258  
olive oil in, 108



- Stomach, diseases of, carbohydrates in, 348  
 diet in, 335  
   factors bearing on, 349  
 eggs in, 348  
 emulsion of sweet-almond oil in, 110  
 fat in, 349  
 fish in, 348  
 forced feeding in, 352  
 fruits in, 349  
 gavage in, 352  
 gelatinous diet in, 348  
 grape cure in, 352  
 in diseases of heart, diet in, 413  
 leguminous foods in, 348  
 Leube's diet scale in, 335  
 liquid foods in, 348  
 meat in, 348  
 milk cure in, 351  
 olive oil in, 108  
 Penzoldt's diet-lists in, 341, 342  
 rest cure in, 351  
 special cure in, 351  
 disturbances of motor and secretory functions of, dietetic test for determining at same time, 194  
 fistula of, feeding through, 555  
 hemorrhage from, diet in, 370  
 hyperacidity of, diet in, 374  
 in infant digestion, 31  
 irritability of, in tuberculosis, diet in, 333  
 motor disturbances of, diet in, 347  
   power of, determining, 194. See also *Motor power of stomach, determining of.*  
 nervous anacidity of, diet in, 373  
 disorders of, diet in, 373  
   subacidity of, diet in, 373  
 neurosis of, olive oil in, 109  
 operations on, diet after, 553  
 secretory function of, determining, 193. See also *Secretory function of stomach, determining of.*  
 ulcer of, diet in, 365  
   diet-list for, 688  
   dietetic test in diagnosis of, 194  
   hemorrhage in, diet in, 365  
 Stomach-tube, feeding infants by, 255  
 Stomatitis in children, diet in, 256  
 Stools, black, in infant feeding, 250, 251  
   blackish-brown, in infant feeding, 251  
   brown, in infant feeding, 251  
   green, in infant feeding, 251  
   in infant feeding, 249  
   red, in infant feeding, 250  
 Stools, white, in infant feeding, 250  
 Store, commissary, 575  
   establishment and administration of, 575  
 Storekeeper, naval, 576  
 Stout, 147  
 Strassburger and Schmidt's test-diet, 195  
 Strawberries, 100  
 Strawberry junket, 627  
 Stretched butter, 187  
 Stricture of esophagus, olive oil in, 108  
 Strong dry wines, 151  
   sweet wines, 151  
 Strongylus duodenale, 171  
 Subacidity, nervous, of stomach, diet in, 373  
 Subcutaneous feeding, 290  
 Succus carnis, 636  
 Suet and aleuronat pudding, 645  
 Sugar, 103  
   cane-, 105  
   fruit-, 106  
   grape-, 105  
   in preservation of food, 160  
   of milk, 106, 214  
   of wine, 150  
   relation to athletic training, 198  
   substitutes for, in diabetes mellitus, 489  
 Sugar-and-milk enema, 288  
 Sugar-free milk for diabetic feeding, 647  
 Sugar-splitting enzymes, 20  
 Sulphated iron waters, 128  
 Sulphates, excretion of, in nephritis, 433  
 Sulphite as preservative, 190  
 Sulphur, 117  
 Sulphurous acid as preservative, 190  
   waters, 127  
 Suppositories, food, 290  
 Suralimentation in tuberculosis, 334  
 Surgical cases, dietetic management of, 545  
 Sweat, mineral matter in, 113  
 Sweet potato, 95  
 Sweet-almond oil, emulsion of, in gastric disorders, 110  
 Sweetbread soup, 634  
 Syntonin, 24  
 Syphilis of liver, diet in, 398  
 Syrup, 105  
 TENIA cucumerina, 171  
   echinococcus, 171, 183  
   ellipticus, 171  
   flavopunctata, 171  
   madagascariensis, 171

- Tenia mediocanellata*, 170  
   *nana*, 171  
   *saginata*, 170  
   *solum*, 170  
 Tamarind water, 617  
 Tapeworm, 170  
 Tapioca jelly, 621  
   soup, 622  
 Tea, 132  
   adulteration of, 187  
   flaxseed, 618  
   leaves, facing of, 187  
   linseed, 618  
 Temperature of food, effect on digestion, 57  
 Terrain cures in obesity after cures for pulmonary tuberculosis, 617  
 Test, dietetic, for determining at same time disturbances of motor and secretory functions of stomach, 194  
   in diagnosis of ulcer of stomach, 194  
   of motor power of stomach, 194  
 Test-breakfast of Boas, 193  
   of Ewald and Boas, 193  
 Test-diet of Schmidt and Strassburger, 195  
 Test-dinner of Riegel, 193  
 Testing mother's milk, 209  
 Test-meal of Germain Sée, 193  
   of Klemperer, 193  
   of Salzer, 193  
 Test-meals for determining secretory function of stomach, 193  
 Test-supper of Boas, 194  
 Tetanus, diet in, 323  
 Thea, 132  
 Theobroma cacao, 135  
 Theobromin, 135  
 Thirst after operation, treatment of, 547  
 Thyroid gland substance in myxœdema fruste, 530  
   in obesity, 530  
 Time-table for cooking vegetables in water, 623  
 Tobacco, effect on digestion, 62  
 Tomato soup, cream of, 624  
 Tomatoes, 97  
 Top-milk infant feeding, 221  
 Torrified bread in diabetes, 490  
 Toxic conditions, diet in, 454  
 Training, athletic, amount of protein required in, 203  
   diet during, 196  
   relation of sugar to, 198  
 Travel ration, 561  
 Treacle, 105  
*Trichina spiralis*, 172  
 Trichiniasis, 172  
*Trichocephalus dispar*, 171  
 Trichomonas, 170  
 Tropics, army rations in, 562—564  
   diet for soldiers in, 561, 562  
 Truffle, 103  
 Trypsin, 20, 25  
 Tryrotoxismus, 175  
 Tuberculosis, advanced cases, diet in, 331  
   alcohol in, 330  
   beverages in, 331  
   bread in, 329  
   care of mouth in, 327  
   cereals in, 329  
   Darembert's diet for, 332  
   Detweiler's diet for, 332  
   diet in, 324  
   diet-list for, 693  
   eggs in, 327  
   fats in, 329  
   fever in, diet in, 334  
   fish in, 329  
   foods to be used in, 327  
   forced feeding in, 334  
   fruit in, 329  
   gastric irritability in, diet in, 333  
   infirmary, diet for, 604  
     Metropolitan Hospital, Blackwell's Island, diet for, 603  
   meat in, 328  
     juice in, 329  
   milk as cause, 173  
   milk in, 327  
   number of meals in, 331  
   obesity after cures for, diet in, 516  
     terrain cures in, 517  
   suralimentation in, 334  
   vegetables in, 329  
   Weber's diet for, 332  
 Tubers, 95  
   absorption of, 46  
   composition of, table showing, 96  
 Turnips, 95  
 Typhoid fever, alcohol in, 305  
   atypical, diet in, 309  
   care of mouth in, 306  
   complicated, diet in, 309  
   convalescence in, diet in, 307  
   diet in, 301  
   digestive disturbances in, diet in, 306  
   hemorrhage in, diet in, 307  
   milk as cause of, 174  
   milk in, 303  
   oysters as cause of, 176  
   perforation in, diet in, 307  
 Typhus fever, alcohol in, 310  
   diet in, 309



- ULCER** of duodenum, diet in, 384  
 of intestine, diet in, 384  
 of pylorus, olive oil in, 109  
 of stomach, diet in, 365  
   dietetic test in diagnosis of, 194  
   diet-list for, 688  
   hemorrhage in, diet in, 365  
**Unclassified diseases**, 533  
**Unconscious patients**, feeding of, 295  
**University boat crews**, diet studies of, 200  
**Urea and liver**, 31  
   excretion of, in nephritis, 433  
   lowered output, in pregnancy, diet in, 282  
**Uric acid**, excretion of, in nephritis, 434  
**Uric-acid diathesis**, diet in, 443  
**Urinary pigments**, excretion of, in nephritis, 433  
**Urine**, mineral matter in, 113  
   relation to food, 426  
**Urticaria**, diet in, 537  
  
**VANILLA** junket, 627  
**Variola**, alcohol in, 311  
   diet in, 310  
**Vascular system**, action of alcohol on, 140  
**Veal**, 83  
   broth, 634  
   cuts of, 654  
**Veal-bone jelly**, 640  
**Vegetable and animal foods**, artificial  
   proteins made from, 163  
   broths, 233  
   diet, disadvantages of, 98  
   effect on metabolism, 38  
   foods, 89  
   absorption of, 45  
**Vegetables**, 89, 623  
   artificial proteins made from, 162  
   canned, adulteration of, 189  
   carbohydrates of, 89  
   concentrated, 158  
   cooking in water, time-table for, 623  
   effect of, 167  
   general rules for, 623  
   digestibility of, 90  
   extractives in, 89  
   fats in, 90  
   green, 96  
   absorption of, 46  
   composition of, table showing, 98  
   in tuberculosis, 329  
   protein in, 89  
   salt in, 90  
   sauce for, 624  
   water in, 90  
  
**Vegetarian diet**, effect on metabolism, 38  
**Vegetarianism**, 98  
**Venison**, 83  
**Vertigo**, diet in, 451  
**Vesical calculi**, diet in, 443  
**Vinegar**, 106  
   in preservation of food, 160  
**Viscera**, animal, 85  
   composition of, table showing, 85  
**Visceral neuralgia**, diet in, 450  
**Vomiting after operation**, treatment of, 546  
   cyclic, of children, diet in, 256  
   in infant feeding, 254  
   at any time, 254  
   immediate, 254  
   one or two hours after, 254  
   nervous, diet in, 373  
   pernicious, in pregnancy, diet in, 283  
   von Leube's milk-peptone enema, 288  
   von Noorden's diet in chlorosis, 422, 423  
   in diabetes, 491-494  
  
**WALNUTS**, 102  
**Water**, 17, 120  
   albumin, 617  
   apple, 617  
   barley, 618  
   cures, diet at, 130  
   excretion of, in nephritis, 433, 435  
   in vegetables, 90  
   lime, 616  
   oatmeal-, 618  
   rice-, 618  
   tamarind, 617  
**Waters**, acratothermal, 130  
   alkaline acidulous, 123  
   muriated, 123  
   saline, 124  
   mineral, 122  
   arsenic and iron, 129  
   bitter, 126  
   bromin and iodine, 125  
   indifferent, 130  
   iodine and bromine, 125  
   iron, 127  
   and arsenic, 129  
   sulphated, 128  
   milk-and-cereal, 630  
   mineral, 122  
   alkaline, 122  
   classification of, 122  
   earthy, 129  
   sodium chlorid, 125  
   simple, 125  
   sulphurous, 127  
**Weber's diet for tuberculosis**, 332

- Wegele's diet for atony of stomach  
     with hyperchlorhydria and  
     normal acidity, 364  
     with hypochlorhydria, 364  
 for atrophic catarrh of stomach,  
   361  
 for cancer of stomach, 371  
 for chronic constipation, 392  
   diarrhea, 390  
   gastritis, 356  
 for dilatation of stomach, 361  
 for gastric hyperacidity, 377  
 for hemorrhoids, 389  
 for hypersecretion of gastric juice,  
   359  
   for ulcer of stomach, 367  
 Weight and size of body, relation of  
   food to, 60  
   loss of, in infant feeding, 252  
   stationary, in infant feeding, 253  
 Weights and measures, 696  
 Weir-Mitchell method of treating  
   obesity, 527  
   rest cure, 456  
     alcohol in, 461  
 Wet-nursing of infant, 211  
 Whauriki, 188  
 Wheat, 91  
   bread, 91  
 Whey, 67, 627, 628  
   cream-of-tartar, 628  
   cure, 541  
   grape juice, 628  
   lemon, 628  
   wine, 628  
 Whisky, 145  
 White stools in infant feeding, 250  
 Whole-wheat bread, 622  
 Whooping-cough, alcohol in, 314  
   diet in, 313  
 Wine, 149  
   acids of, 150, 151  
   action of, 155  
   adulteration of, 186  
   alcohol of, 150  
   aromatic, 151  
   ethers of, 151  
   extractives of, 151  
   fortified, 150, 151  
   glycerin of, 151  
   jelly, 641  
   mulled, 618  
   perfect, 162  
   plastered, 186  
   rough, 152  
   sparkling, 151  
   strong dry, 151  
     sweet, 151  
   sugar of, 150  
   therapeutic use of, 155  
   varieties of, 151  
   whey, 628  
 Women, delicate, nutritive drink for,  
   639  
**XANTHIN** bases, excretion of, in neph-  
   ritis, 434  
**YAM**, 95  
 Yellow atrophy, acute, of liver, diet  
   in, 398  
   fever, diet in, 321  
 Yeo's diet in obesity, 529  
 Yolk cure, 542  
   in diabetes, 484  
**ZINC** in food, 191  
 Zuntz's recipe for administration of  
   fat, 290  
 Zwieback, 623





Vertical line of text or a scanning artifact on the left side of the page.



---

---

SAUNDERS' BOOKS

on

# GYNECOLOGY

and

# OBSTETRICS

---

**W. B. SAUNDERS COMPANY**

925 WALNUT STREET

PHILADELPHIA

9, HENRIETTA STREET      COVENT GARDEN, LONDON

---

---

## SAUNDERS' TEXT-BOOKS CONTINUE TO GAIN

**E**ACH year in the list of text-books recommended in the various colleges a decided gain is shown for the Saunders publications. This year in the list of recommended books published by 166 colleges (the other 22 did not publish lists) the Saunders books are mentioned 3054 times, as against 2759 the previous year—an increase of 295. What these figures really mean is that in each of the medical colleges in this country an average of  $18\frac{3}{5}$  ( $17\frac{1}{3}$  the previous year) of the teaching books employed are publications issued by W. B. Saunders Company. And this increase is not due alone to the publication of new text-books, but to a very gratifying increase in the recommendation of text-books of some years' standing—books that, because of their recognized superiority, have become standard. For instance: Anders' Practice shows an increase of 15; Ashton's Gynecology, an increase of 23; Boston's Clinical Diagnosis, 13; Draper's Legal Medicine, 10; Hirst's Diseases of Women, 13; Holland's Chemistry, 22; Howell's Physiology, 54; Sahli's Diagnostic Methods, 33; Stelwagon's Diseases of the Skin, 13. These are but examples of similar remarkable gains throughout the entire list, and is undoubted evidence that the **Saunders text-books are recognized as the best** on their several subjects.

**A Complete Catalogue of our Publications will be Sent upon Request**

---

---

# Ashton's Practice of Gynecology

**The Practice of Gynecology.** By W. EASTERLY ASHTON, M. D., LL.D., Professor of Gynecology in the Medico-Chirurgical College, Philadelphia. Handsome octavo volume of 1096 pages, containing 1057 original line drawings. Cloth, \$6.50 net; Half Morocco, \$7.50 net.

**JUST ISSUED—NEW (3rd) EDITION**

**A NEW EDITION EVERY SIX MONTHS**

Three large editions of Dr. Ashton's work have been required in eighteen months. The author takes up each procedure necessary to gynecologic work step by step, the student being led from one step to another, just as in studying any non-medical subject, the minutest detail being explained in language that cannot fail to be understood even at first reading. Nothing is left to be taken for granted, the author not only telling his readers in every instance what should be done, but also *precisely how to do it*. A distinctly original feature of the book is the illustrations, numbering 1057 line drawings made especially under the author's personal supervision from actual apparatus, living models, and dissections on the cadaver. Among the many additions to this edition may be mentioned: Colonic lavage and flushing, Hirst's operation for vaginismus, Dudley's treatment for cystocele, Montgomery's round ligament operation, Chorio-epithelioma of the Uterus, Passive Incontinence of Urine, and Moynihan's methods for Intestinal Anastomosis. The illustrations also have been carefully studied and many changes made, and a large number of new ones have been introduced.

**Howard A. Kelly, M. D.**

*Professor of Gynecology, Johns Hopkins University*

"It is different from anything that has as yet appeared. The illustrations are particularly clear and satisfactory. One specially good feature is the pains with which you describe so many details so often left to the imagination."

**Charles B. Penrose, M. D.**

*Formerly Professor of Gynecology in the University of Pennsylvania*

"I know of no book that goes so thoroughly and satisfactorily into all the *details* of everything connected with the subject. In this respect your book differs from the others."

**George M. Edebohls, M. D.**

*Professor of Diseases of Women, New York Post-Graduate Medical School*

"A text-book most admirably adapted to *teach* gynecology to those who must get their knowledge, even to the minutest and most elementary details, from books."



---

# Hirst's Diseases of Women

---

**A Text-Book of Diseases of Women.** By BARTON COOKE HIRST, M. D., Professor of Obstetrics, University of Pennsylvania; Gynecologist to the Howard, the Orthopedic, and the Philadelphia Hospitals. Octavo of 745 pages, with 701 original illustrations, many in colors. Cloth, \$5.00 net.

**RECENTLY ISSUED—NEW (2d) EDITION  
WITH 701 ORIGINAL ILLUSTRATIONS**

The new edition of this work has just been issued after a careful revision. As diagnosis and treatment are of the greatest importance in considering diseases of women, particular attention has been devoted to these divisions. To this end, also, the work has been magnificently illuminated with 701 illustrations, for the most part original photographs and water-colors of actual clinical cases accumulated during the past fifteen years. The palliative treatment, as well as the radical operative, is fully described, enabling the general practitioner to treat many of his own patients without referring them to a specialist. An entire section is devoted to a full description of all modern gynecologic operations, illuminated and elucidated by numerous photographs. The author's extensive experience renders this work of unusual value.

---

## OPINIONS OF THE MEDICAL PRESS

---

### **Medical Record, New York**

"Its merits can be appreciated only by a careful perusal. . . . Nearly one hundred pages are devoted to technic, this chapter being in some respects superior to the descriptions in many other text-books."

### **Boston Medical and Surgical Journal**

"The author has given special attention to diagnosis and treatment throughout the book, and has produced a practical treatise which should be of the greatest value to the student, the general practitioner, and the specialist."

### **Medical News, New York**

"Office treatment is given a due amount of consideration, so that the work will be as useful to the non-operator as to the specialist."

# Hirst's Text-Book of Obstetrics

New(5th)Edition, Revised

---

**A Text-Book of Obstetrics.** By BARTON COOKE HIRST, M. D., Professor of Obstetrics in the University of Pennsylvania. Handsome octavo, 915 pages, with 767 illustrations, 40 of them in colors. Cloth, \$5.00 net; Sheep or Half Morocco, \$6.00 net.

## JUST ISSUED

Immediately on its publication this work took its place as the leading text-book on the subject. Both in this country and in England it is recognized as the most satisfactorily written and clearly illustrated work on obstetrics in the language. The illustrations form one of the features of the book. They are numerous and the most of them are original. In this edition the book has been thoroughly revised. More attention has been given to the diseases of the genital organs associated with or following childbirth. Many of the old illustrations have been replaced by better ones, and there have been added a number entirely new. The work treats the subject from a clinical standpoint.

---

## OPINIONS OF THE MEDICAL PRESS

---

### **British Medical Journal**

"The popularity of American text-books in this country is one of the features of recent years. The popularity is probably chiefly due to the great superiority of their illustrations over those of the English text-books. The illustrations in Dr. Hirst's volume are far more numerous and far better executed, and therefore more instructive, than those commonly found in the works of writers on obstetrics in our own country."

### **Bulletin of Johns Hopkins Hospital**

"The work is an admirable one in every sense of the word, concisely but comprehensively written."

### **The Medical Record, New York**

"The illustrations are numerous and are works of art, many of them appearing for the first time. The author's style, though condensed, is singularly clear, so that it is never necessary to re-read a sentence in order to grasp the meaning. As a true model of what a modern text-book on obstetrics should be, we feel justified in affirming that Dr. Hirst's book is without a rival."



# Webster's Text-Book of Gynecology

## With Beautiful Illustrations

**A Text-Book of Gynecology.** By J. CLARENCE WEBSTER, M. D. (EDIN.), F. R. C. P. E., Professor of Gynecology and Obstetrics in Rush Medical College, in Affiliation with the University of Chicago; Obstetrician and Gynecologist to the Presbyterian Hospital, Chicago. Large octavo volume of 712 pages, with 372 magnificent text-illustrations and 10 colored plates. Cloth, \$7.00 net; Half Morocco, \$8.00 net.

### JUST READY—FOR THE PRACTITIONER

This entirely new work on diseases of women is based on Dr. Webster's extended clinical experience, and unusual prominence is given to the scientific basis of each subject under consideration. Special endeavor has been made to include all the important original investigations of recent years, so that the work represents the present-day knowledge upon a subject of the greatest importance to every practitioner. Indeed, Dr. Webster has written this work *especially for the general practitioner*, discussing the clinical features of the subject in their widest relations to general practice rather than from the standpoint of specialism. The magnificent illustrations, three hundred and seventy-two in number, are nearly all original. Drawn by expert anatomic artists under Dr. Webster's direct supervision, they portray the anatomy of the parts and the steps in the operations with rare clearness and exactness. These illustrations, selected because of their practical and technical value, form a rich collection, supplementing a text of unusual conciseness.

#### Reuben Peterson, M.D.,

*Professor of Obstetrics and Gynecology, University of Michigan.*

"I shall recommend it and shall have it placed among the list of text-books in the next catalogue of the school. It is a very creditable work."

# Webster's Text-Book of Obstetrics

---

**A Text-Book of Obstetrics.** By J. CLARENCE WEBSTER, M.D. (EDIN.), F. R. C. P. E., Professor of Obstetrics and Gynecology in Rush Medical College, in Affiliation with the University of Chicago; Obstetrician and Gynecologist to the Presbyterian Hospital, Chicago. Handsome octavo volume of 767 pages, beautifully illustrated, including many in colors. Cloth, \$5.00 net; Sheep or Half Morocco, \$6.00 net.

## RECENTLY ISSUED—BEAUTIFULLY ILLUSTRATED

This entirely new work is written for the student of obstetrics as well as for the active practitioner. The anatomic changes accompanying pregnancy, labor, and the puerperium are described more fully and lucidly than in any other text-book on the subject. The exposition of these sections is based mainly upon studies of frozen specimens, in which department the author has had a larger experience than any other worker. Unusual consideration is given to embryologic and physiologic data of importance in their relation to obstetrics. Great care was taken in the selection of the illustrations, aiming to meet the varied requirements of both the undergraduate and the practising physician. The book expresses the most advanced thought of the day.

---

## OPINIONS OF THE MEDICAL PRESS

---

### Medical Record, New York

"The author's remarks on asepsis and antiseptics are admirable, the chapter on eclampsia is full of good material, and . . . the book can be cordially recommended as a safe guide."

### Buffalo Medical Journal

"As a practical text-book on obstetrics for both student and practitioner, there is left very little to be desired, it being as near perfection as any compact work that has been published."

### Dublin Journal of Medical Science

"Both to the student . . . and to the practitioner who requires the latest opinion on any point of practice, Dr. Webster's book will be of the greatest value."



# Kelly and Noble's Gynecology and Abdominal Surgery

**Gynecology and Abdominal Surgery.** Edited by HOWARD A. KELLY, M. D., Professor of Gynecology in Johns Hopkins University; and CHARLES P. NOBLE, M. D., Clinical Professor of Gynecology in the Woman's Medical College, Philadelphia. Two imperial octavo volumes of 900 pages each, containing 600 illustrations, some in colors.

**READY VERY SOON—IN TWO VOLUMES**

**WITH 600 ILLUSTRATIONS BY MAX BRÖDEL AND HERMANN BECKER**

In view of the intimate association of gynecology with abdominal surgery the editors have combined these two important subjects in one work. For this reason the work will be doubly valuable, for not only the gynecologist and general practitioner will find it an exhaustive treatise, but the surgeon also will find here the latest technic of the various abdominal operations. It possesses a number of valuable features not to be found in any other publication covering the same fields. It contains a chapter upon the bacteriology and one upon the pathology of gynecology, dealing fully with the scientific basis of gynecology. In no other work can this information, prepared by specialists, be found as separate chapters. There is a large chapter devoted entirely to *medical gynecology* written especially for the physician engaged in general practice. Heretofore the general practitioner was compelled to search through an entire work in order to obtain the information desired. *Abdominal surgery* proper, as distinct from gynecology, is fully treated, embracing operations upon the stomach, upon the intestines, upon the liver and bile-ducts, upon the pancreas and spleen, upon the kidneys, ureter, bladder, and the peritoneum. Special attention has been given to *modern technic* and illustrations of the very highest order have been used to make clear the various steps of the operations. Indeed, the illustrations are truly magnificent, being the work of *Mr. Max Brödel* and *Mr. Hermann Becker*, of the Johns Hopkins Hospital.

# Penrose's Diseases of Women

Fifth Revised Edition

---

**A Text-Book of Diseases of Women.** By CHARLES B. PENROSE, M. D., PH. D., formerly Professor of Gynecology in the University of Pennsylvania; Surgeon to the Gynceean Hospital, Philadelphia. Octavo volume of 550 pages, with 225 fine original illustrations. Cloth, \$3.75 net.

## RECENTLY ISSUED

Regularly every year a new edition of this excellent text-book is called for, and it appears to be in as great favor with physicians as with students. Indeed, this book has taken its place as the ideal work for the general practitioner. The author presents the best teaching of modern gynecology, untrammled by antiquated ideas and methods. In every case the most modern and progressive technique is adopted, and the main points are made clear by excellent illustrations. The new edition has been carefully revised, much new matter has been added, and a number of new original illustrations have been introduced. In its revised form this volume continues to be an admirable exposition of the present status of gynecologic practice.

---

## PERSONAL AND PRESS OPINIONS

---

**Howard A. Kelly, M. D.,**

*Professor of Gynecology and Obstetrics, Johns Hopkins University, Baltimore.*

"I shall value very highly the copy of Penrose's 'Diseases of Women' received. I have already recommended it to my class as THE BEST book."

**E. E. Montgomery, M. D.,**

*Professor of Gynecology, Jefferson Medical College, Philadelphia.*

"The copy of 'A Text-Book of Diseases of Women' by Penrose, received to-day. I have looked over it and admire it very much. I have no doubt it will have a large sale, as it justly merits."

**Bristol Medico-Chirurgical Journal**

"This is an excellent work which goes straight to the mark. . . . The book may be taken as a trustworthy exposition of modern gynecology."



---

# The American Text-Book of Obstetrics

Second Edition, Thoroughly Revised and Enlarged

---

**The American Text-Book of Obstetrics.** In two volumes. Edited by RICHARD C. NORRIS, M.D., Assistant Professor of Obstetrics in the University of Pennsylvania; Art Editor, Robert L. Dickinson, M.D., Assistant Obstetrician, Long Island College Hospital, N. Y. Two handsome octavo volumes of about 600 pages each; nearly 900 illustrations, including 49 colored and half-tone plates. Per volume: Cloth, \$3.50 net; Sheep or Half Morocco, \$4.00 net.

## RECENTLY ISSUED—IN TWO VOLUMES

Since the appearance of the first edition of this work many important advances have been made in the science and art of obstetrics. The results of bacteriologic and of chemicobiologic research as applied to the pathology of midwifery; the wider range of the surgery of pregnancy, labor, and of the puerperal period, embrace new problems in obstetrics. In this new edition, therefore, a thorough and critical revision was required, some of the chapters being entirely rewritten, and others brought up to date by careful scrutiny. A number of new illustrations have been added, and some that appeared in the first edition have been replaced by others of greater excellence. By reason of these extensive additions the new edition has been presented in two volumes, in order to facilitate ease in handling. The price, however, remains unchanged.

---

## PERSONAL AND PRESS OPINIONS

---

**Alex. J. C. Skene, M. D.,**

*Late Professor of Gynecology, Long Island College Hospital, Brooklyn.*

"Permit me to say that 'The American Text-Book of Obstetrics' is the most magnificent medical work that I have ever seen. I congratulate you and thank you for this superb work, which alone is sufficient to place you first in the ranks of medical publishers."

**Matthew D. Mann, M. D.,**

*Professor of Obstetrics and Gynecology in the University of Buffalo.*

"I like it exceedingly and have recommended the first volume as a text-book for our sophomore class. It is certainly a most excellent work. I know of none better."

**American Journal of the Medical Sciences**

"As an authority, as a book of reference, as a 'working book' for the student or practitioner, we commend it because we believe there is no better."

GET  
THE BEST

# American Illustrated Dictionary

THE NEW  
STANDARD

Just Issued—New(4th)Edition

**The American Illustrated Medical Dictionary.** A new and complete dictionary of the terms used in Medicine, Surgery, Dentistry, Pharmacy, Chemistry, and kindred branches; with over 100 new and elaborate tables and many handsome illustrations. By W. A. NEWMAN DORLAND, M. D., Editor of "The American Pocket Medical Dictionary." Large octavo, nearly 850 pages, bound in full flexible leather. Price, \$4.50 net; with thumb index, \$5.00 net.

**Gives a Maximum Amount of Matter in a Minimum Space, and at the Lowest Possible Cost**

**WITH 2000 NEW TERMS**

The immediate success of this work is due to the special features that distinguish it from other books of its kind. It gives a maximum of matter in a minimum space and at the lowest possible cost. Though it is practically unabridged, yet by the use of thin bible paper and flexible morocco binding it is only 1 3/4 inches thick. The result is a truly luxurious specimen of book-making. In this new edition the book has been thoroughly revised, and upward of fifteen hundred new terms that have appeared in recent medical literature have been added, thus bringing the book absolutely up to date. The book contains hundreds of terms not to be found in any other dictionary, over 100 original tables, and many handsome illustrations, a number in colors.

## PERSONAL OPINIONS

**Howard A. Kelly, M. D.,**

*Professor of Gynecology, Johns Hopkins University, Baltimore.*

"Dr. Dorland's dictionary is admirable. It is so well gotten up and of such convenient size. No errors have been found in my use of it."

**J. Collins Warren, M.D., LL.D., F.R.C.S. (Hon.)**

*Professor of Surgery, Harvard Medical School.*

"I regard it as a valuable aid to my medical literary work. It is very complete and of convenient size to handle comfortably. I use it in preference to any other."



---

# Garrigues'

## Diseases of Women

Third Edition, Thoroughly Revised

---

**A Text-Book of Diseases of Women.** By HENRY J. GARRIGUES, A. M., M. D., Gynecologist to St. Mark's Hospital and to the German Dispensary, New York City. Handsome octavo, 756 pages, with 367 engravings and colored plates. Cloth, \$4.50 net; Sheep or Half Morocco, \$5.50 net.

The first two editions of this work met with a most appreciative reception by the medical profession both in this country and abroad. In this edition the entire work has been carefully and thoroughly revised, and considerable new matter added, bringing the work precisely down to date. Many new illustrations have been introduced, thus greatly increasing the value of the book both as a text-book and book of reference.

**Thad. A. Reamy, M. D.,** *Professor of Clinical Gynecology, Medical College of Ohio.*

"One of the best text-books for students and practitioners which has been published in the English language; it is condensed, clear, and comprehensive. The profound learning and great clinical experience of the distinguished author find expression in this book."

---

# American

## Text-Book of Gynecology

**American Text-Book of Gynecology: MEDICAL AND SURGICAL.** Edited by J. M. BALDY, M. D., Professor of Gynecology, Philadelphia Polyclinic. Imperial octavo of 718 pages, with 341 text-illustrations and 38 plates. Cloth, \$6.00 net; Half Morocco, \$7.00 net.

**SECOND REVISED EDITION**

This volume is thoroughly practical in its teachings, and is intended to be a working text-book for physicians and students. Many of the most important subjects are considered from an entirely new standpoint, and are grouped together in a manner somewhat foreign to the accepted custom.

**Boston Medical and Surgical Journal**

"The most complete exponent of gynecology which we have. No subject seems to have been neglected."

## Dorland's Modern Obstetrics

---

**Modern Obstetrics: General and Operative.** By W. A. NEWMAN DORLAND, A. M., M. D., Assistant Instructor in Obstetrics, University of Pennsylvania; Associate in Gynecology in the Philadelphia Polyclinic. Handsome octavo volume of 797 pages, with 201 illustrations. Cloth, \$4.00 net.

### Second Edition, Revised and Greatly Enlarged

In this edition the book has been entirely rewritten and very greatly enlarged. Among the new subjects introduced are the surgical treatment of puerperal sepsis, infant mortality, placental transmission of diseases, serum-therapy of puerperal sepsis, etc. By new illustrations the text has been elucidated, and the subject presented in a most instructive and acceptable form.

#### Journal of the American Medical Association

"This work deserves commendation, and that it has received what it deserves at the hands of the profession is attested by the fact that a second edition is called for within such a short time. Especially deserving of praise is the chapter on puerperal sepsis."

---

## Davis' Obstetric and Gynecologic Nursing

---

**Obstetric and Gynecologic Nursing.** By EDWARD P. DAVIS, A. M., M. D., Professor of Obstetrics in the Jefferson Medical College and Philadelphia Polyclinic; Obstetrician and Gynecologist, Philadelphia Hospital. 12mo of 400 pages, illustrated. Buckram, \$1.75 net.

### RECENTLY ISSUED—SECOND REVISED EDITION

Obstetric nursing demands some knowledge of natural pregnancy, and gynecologic nursing, really a branch of surgical nursing, requires special instruction and training. This volume presents this information in the most convenient form. This second edition has been very carefully revised throughout, bringing the subject down to date.

#### The Lancet, London

"Not only nurses, but even newly qualified medical men, would learn a great deal by a perusal of this book. It is written in a clear and pleasant style, and is a work we can recommend."



---

## Schäffer and Edgar's Labor and Operative Obstetrics

---

**Atlas and Epitome of Labor and Operative Obstetrics.** By DR. O. SCHÄFFER, of Heidelberg. *From the Fifth Revised and Enlarged German Edition.* Edited, with additions, by J. CLIFTON EDGAR, M. D., Professor of Obstetrics and Clinical Midwifery, Cornell University Medical School, New York. With 14 lithographic plates in colors, 139 other illustrations, and 111 pages of text. Cloth, \$2.00 net. *In Saunders' Hand-Atlas Series.*

This book presents the act of parturition and the various obstetric operations in a series of easily understood illustrations, accompanied by a text treating the subject from a practical standpoint. The author has added many accurate representations of manipulations and conditions never before clearly illustrated.

### American Medicine

"The method of presenting obstetric operations is admirable. The drawings, representing original work, have the commendable merit of illustrating instead of confusing. It would be difficult to find one hundred pages in better form or containing more practical points for students or practitioners."

---

## Schäffer and Edgar's Obstetric Diagnosis and Treatment

---

**Atlas and Epitome of Obstetric Diagnosis and Treatment.** By DR. O. SCHÄFFER, of Heidelberg. *From the Second Revised German Edition.* Edited, with additions, by J. CLIFTON EDGAR, M. D., Professor of Obstetrics and Clinical Midwifery, Cornell University Medical School, N. Y. With 122 colored figures on 56 plates, 38 text-cuts, and 315 pages of text. Cloth, \$3.00 net. *In Saunders' Hand-Atlas Series.*

This book treats particularly of obstetric operations, and, besides the wealth of beautiful lithographic illustrations, contains an extensive text of great value. This text deals with the practical, clinical side of the subject. The symptomatology and diagnosis are discussed with all necessary fullness, and the indications for treatment are definite and complete.

### New York Medical Journal

"The illustrations are admirably executed, as they are in all of these atlases, and the text can safely be commended, not only as elucidatory of the plates, but as expounding the scientific midwifery of to-day."

---

## Schäffer and Norris' Gynecology

---

**Atlas and Epitome of Gynecology.** By DR. O. SCHÄFFER, of Heidelberg. *From the Second Revised and Enlarged German Edition.* Edited, with additions, by RICHARD C. NORRIS, A. M., M. D., Gynecologist to Methodist Episcopal and Philadelphia Hospitals. With 207 colored figures on 90 plates, 65 text-cuts, and 308 pages of text. Cloth, \$3.50 net. *In Saunders' Hand-Atlas Series.*

The value of this atlas to the medical student and to the general practitioner will be found not only in the concise explanatory text, but especially in the illustrations. The large number of colored plates, reproducing the appearance of fresh specimens, give an accurate mental picture and a knowledge of the changes induced by disease of the pelvic organs that cannot be obtained from mere description.

**American Journal of the Medical Sciences**

"Of the illustrations it is difficult to speak in too high terms of approval. They are so clear and true to nature that the accompanying explanations are almost superfluous. We commend it most earnestly."

---

## Galbraith's Four Epochs of Woman's Life

**Second Revised Edition—Recently Issued**

---

**The Four Epochs of Woman's Life: A STUDY IN HYGIENE.** By ANNA M. GALBRAITH, M. D., Fellow of the New York Academy of Medicine, etc. With an Introductory Note by JOHN H. MUSSER, M. D., Professor of Clinical Medicine, University of Pennsylvania. 12mo of 247 pages. Cloth, \$1.50 net.

**MAIDENHOOD, MARRIAGE, MATERNITY, MENOPAUSE**

In this instructive work are stated, in a modest, pleasing, and conclusive manner, those truths of which every woman should have a thorough knowledge. Written, as it is, for the laity, the subject is discussed in language readily grasped even by those most unfamiliar with medical subjects.

**Birmingham Medical Review, England**

"We do not as a rule care for medical books written for the instruction of the public. But we must admit that the advice in Dr. Galbraith's work is in the main wise and wholesome."



---

# Schäffer and Webster's Operative Gynecology

---

**Atlas and Epitome of Operative Gynecology.** By DR. O. SCHÄFFER, of Heidelberg. Edited, with additions, by J. CLARENCE WEBSTER, M.D. (Edin.), F.R.C.P.E., Professor of Obstetrics and Gynecology in Rush Medical College, in affiliation with the University of Chicago. 42 colored lithographic plates, many text-cuts, a number in colors, and 138 pages of text. *In Saunders' Hand-Atlas Series.* Cloth, \$3.00 net.

## RECENTLY ISSUED

Much patient endeavor has been expended by the author, the artist, and the lithographer in the preparation of the plates of this atlas. They are based on hundreds of photographs taken from nature, and illustrate most faithfully the various surgical situations. Dr. Schäffer has made a specialty of demonstrating by illustrations.

### Medical Record, New York

"The volume should prove most helpful to students and others in grasping details usually to be acquired only in the amphitheater itself."

---

# De Lee's Obstetrics for Nurses

---

**Obstetrics for Nurses.** By JOSEPH B. DE LEE, M.D., Professor of Obstetrics in the Northwestern University Medical School; Lecturer in the Nurses' Training Schools of Mercy, Wesley, Provident, Cook County, and Chicago Lying-In Hospitals. 12mo volume of 460 pages, fully illustrated. Cloth, \$2.50 net.

## JUST ISSUED—NEW (2nd) EDITION

While Dr. De Lee has written his work especially for nurses, yet the practitioner will find it useful and instructive, since the duties of a nurse often devolve upon him in the early years of his practice. The illustrations are nearly all original, and represent photographs taken from actual scenes. The text is the result of the author's eight years' experience in lecturing to the nurses of five different training schools.

### J. Clifton Edgar, M. D.,

*Professor of Obstetrics and Clinical Midwifery, Cornell University, New York.*

"It is far and away the best that has come to my notice, and I shall take great pleasure in recommending it to my nurses, and students as well."

**American Pocket Dictionary**Fourth Revised Edition  
Recently Issued

THE AMERICAN POCKET MEDICAL DICTIONARY. Edited by W. A. NEWMAN DORLAND, A. M., M. D., Assistant Obstetrician to the Hospital of the University of Pennsylvania; Fellow of the American Academy of Medicine. Over 550 pages. Full leather, limp, with gold edges. \$1.00 net; with patent thumb index, \$1.25 net.

**James W. Holland, M. D.,**

*Professor of Medical Chemistry and Toxicology at the Jefferson Medical College, Philadelphia.*

"I am struck at once with admiration at the compact size and attractive exterior. I can recommend it to our students without reserve."

**Cragin's Gynecology.**Recently Issued  
New (6th) Edition

ESSENTIALS OF GYNECOLOGY. By EDWIN B. CRAGIN, M. D., Professor of Obstetrics, College of Physicians and Surgeons, New York. Crown octavo, 215 pages, 62 illustrations. Cloth, \$1.00 net. *In Saunders' Question-Compend Series.*

**The Medical Record, New York**

"A handy volume and a distinct improvement of students' compends in general. No author who was not himself a practical gynecologist could have consulted the student's needs so thoroughly as Dr. Cragin has done."

**Boisliniere's Obstetric Accidents, Emergencies, and Operations**

OBSTETRIC ACCIDENTS, EMERGENCIES, AND OPERATIONS. By the late L. CH. BOISLINIERE, M. D., Emeritus Professor of Obstetrics, St. Louis Medical College; Consulting Physician, St. Louis Female Hospital. 381 pages, illustrated. Cloth, \$2.00 net.

**British Medical Journal**

"It is clearly and concisely written, and is evidently the work of a teacher and practitioner of large experience. Its merit lies in the judgment which comes from experience."

**Ashton's Obstetrics.**

Recently Issued—New (6th) Edition

ESSENTIALS OF OBSTETRICS. By W. EASTERLY ASHTON, M. D., Professor of Gynecology in the Medico-Chirurgical College, Philadelphia. Crown octavo, 256 pages, 75 illustrations. Cloth, \$1.00 net. *In Saunders' Question-Compend Series.*

**Southern Practitioner**

"An excellent little volume containing correct and practical knowledge. An admirable compend, and the best condensation we have seen."

**Barton and Wells' Medical Thesaurus**

Recently Issued

A THESAURUS OF MEDICAL WORDS AND PHRASES. By WILFRED M. BARTON, M. D., Assistant to Professor of Materia Medica and Therapeutics, Georgetown University, Washington, D. C.; and WALTER A. WELLS, M. D., Demonstrator of Laryngology, Georgetown University, Washington, D. C. 12mo of 534 pages. Flexible leather, \$2.50 net; with thumb index, \$3.00 net.











1  
2  
3  
4  
5  
6  
7  
8  
9  
10  
11  
12  
13  
14  
15  
16  
17  
18  
19  
20  
21  
22  
23  
24  
25  
26  
27  
28  
29  
30  
31  
32  
33  
34  
35  
36  
37  
38  
39  
40  
41  
42  
43  
44  
45  
46  
47  
48  
49  
50  
51  
52  
53  
54  
55  
56  
57  
58  
59  
60  
61  
62  
63  
64  
65  
66  
67  
68  
69  
70  
71  
72  
73  
74  
75  
76  
77  
78  
79  
80  
81  
82  
83  
84  
85  
86  
87  
88  
89  
90  
91  
92  
93  
94  
95  
96  
97  
98  
99  
100





LANE MEDICAL LIBRARY  
STANFORD UNIVERSITY

This book should be returned on or before  
the date last stamped below.

25M-3-58-88267





