

Dr. LESURE'S
FAMOUS



REMEDIES

Digitized by the Internet Archive
in 2009 with funding from
Boston Library Consortium Member Libraries

Dr. Lesure's

WARRANTED

Veterinary Remedies



The Causes, Symptoms and Treatment of
some of the Diseases, Injuries or
Ailments for which They
are Recommended

These Remedies are all Warranted to Give Perfect Satisfaction
or Money Refunded as Cheerfully as Taken

DR. J. G. LESURE

Keene, N. H., U. S. A.



SUPERIORITY
THE BEST
TRADE MARK

THE products of men's brains and hands are often appropriated and imitated by others. There is only one sure protection from such buccaneering. Do things a little bit better than the other fellow, so that your name or trade mark is a guarantee of excellence.

For over thirty years I have made my celebrated Veterinary Medicines just as good as they could be. I am the originator of this particular class of medicine. I have never tried to see how cheap I could make them, but I have always tried to see how good I could make them, placing quality before profit in every case. Today the picture of DR. LESURE on a package of medicine is sufficient to insure its strength and purity. The name of DR. LESURE is synonymous with honesty. It stands for the same as the word "sterling" on silver. Competitors, jealous of my success, have tried to imitate my goods and throw mud at me. They have put their medicines up in packages closely resembling mine in appearance, but the quality, strength, and curative properties are not to be compared. Who would question the value between a real diamond and a paste jewel, or gold dust and brass filings. One never has much respect for a man who sells shoddy or deals in imitations. There is enough of the good.

Ally yourself with a house that stands for something high, that makes and sells something good.

AILMENTS

And the Remedies Recommended for their Treatment

- ABCESS** Hoof Ointment, Karbo Cream, Renovator Powders.
- ABRASION** Gall Remedy, Healing Balm.
- AZOTURIA** Fever Drops, No. 1 Colic Drops, and Cough and Tonic Drops.
- BAD BLOOD** Renovator Powders.
- BARBED WIRE CUTS** Healing Balm (Liniment)
- BLACK WATER** Colic Drops.
- BLOAT** Colic Drops.
- BRITTLE HOOFS** Hoof Ointment.
- BRUISES** Special Liniment.
- BRUISED (ankle)** Special Liniment.
- BUNCHES** Special Liniment.
- CATARRHAL AFFECTIONS** Cough and Tonic Drops and Renovator Powders.
- CHAFING** Gall Remedy.
- CHILLS** Fever Drops
- CHOLERA** Colic Drops.
- COLDS** Fever Drops, Cough and Tonic Drops.
- COLIC (Spasmodic and Flatulent)** Colic Drops.
- CALKED HOOF** Hoof Ointment.
- COLLAR BOILS** Healing Balm or Gall Remedy
- CONGESTED LUNGS** Fever Drops and Special Liniment.
- CONSTIPATION** Renovator Powders.
- CONTRACTED HOOF** Hoof Ointment.
- COUGHS** Cough and Tonic Drops.
- CORNS** Hoof Ointment.
- CRAMPS** Colic Drops.
- CURB** Special Liniment.
- DISTEMPER** Fever Drops and Cough and Tonic Drops.
- FLESH WOUNDS** Healing Balm.
- GARGET IN COWS** Fever Drops.
- GREASED HEEL** Healing Balm.
- HARNESS GALLS** Gall Remedy.
- HEAVES** Cough and Tonic Drops and Renovator Powders.
- INDIGESTION** Colic Drops, Renovator Powders.
- INFLUENZA** Fever Drops and Cough and Tonic Drops.

INFLAMMATION of BOWELS Fever Drops, Colic Drops,
 Special Liniment, Cough and Tonic Drops.
LAMENESS Special Liniment.
LOSS OF APPETITE Cough and Tonic Drops or Reno-
 vator Powders.
LUMBAGO Special Liniment or Family Liniment.
LUNG FEVER Fever Drops, Special Liniment, Cough
 and Tonic Drops.
MILK FEVER Fever Drops and Renovator Powders.
MUD SCALDS Gall Remedy.
NAIL IN FOOT Healing Balm.
NEURALGIA Special Liniment.
PINK EYE Fever Drops, and Cough and Tonic Drops.
PLEURISY Fever Drops, Special Liniment, Cough
 and Tonic Drops.
PNEUMONIA (Initial stage) Fever Drops.
QUARTER CRACKS Hoof Ointment.
RHEUMATISM Special Liniment.
ROPE BURNS Healing Balm.
ROTTEN CLAW Healing Balm.
SADDLE GALLS Gall Remedy, Healing Balm.
SCIATICA Special Liniment.
SCOURS Renovator Powders.
SCRATCHES Healing Balm, or Gall Remedy, or Hoof
 Ointment.
SHIPPING FEVER Fever Drops or Cough and Tonic Drops
SORE FEET Karbo Cream, Special Liniment.
SORE THROAT Cough and Tonic Drops, and Special
 Liniment.
SORENESS OF CORDS Special Liniment.
STIFF JOINTS Special Liniment.
STOPPAGE OF WATER Colic Drops.
SPRAINS Special Liniment.
SWELLINGS (to reduce) Special Liniment.
TENDER HOOFS Hoof Ointment.
THICKENINGS Special Liniment.
THRUSH Healing Balm.
ULCERS Healing Balm, Healing Powders.
VERMIN Karbo Cream.
WORMS Worm Annihilator.
WIND PUFFS Special Liniment.

The Key to Success With Any Medicine

I want to impress every one using my medicines that thoroughness and persistency is the key to success, and that medicine amounts to little without good nursing and good care; but with these two essential things, and a proper use of my medicines, ordinary horsemen can successfully treat all diseases of stock with very little use for a veterinary.

As soon as you find you have a sick horse, get it into a roomy stall (box stall, if possible). This will allow the animal to move about and get itself into the most restful position.

Always avoid draughts, but arrange so that there will be plenty of pure, fresh air. Stall should be located in quiet part of stable; can have windows darkened if desired.

Keep the floor clean without washing while in use, and covered with a liberal amount of clean sawdust or shavings, putting fresh straw enough above this to come up to the horse's knees. Fasten blankets on loosely, change the clothing twice a day, keep set that you have off well aired while not in use. Feed variety of soft and easily digested food in small quantities, such as bran mashes, scalded oats and a little good hay. Always take away what they do not eat of the mashes or any other moist food, before feeding again.

In using the medicines be sure and follow directions carefully, as only those fail to accomplish desired results who do not follow directions.

Physicking

It is always best to prepare the horse for physic by giving a bran mash the day before the physic is given, as the medicine will act more favorably, and there is less danger of superpurgation, following. Aloes, $\frac{1}{2}$ to 1 oz., may be given, according to the age and size of the horse. The surgeon's rule is: Give one dram for each year up to seven. My favorite physic is raw linseed oil, one quart given in two doses, twelve hours apart for a horse, and one quart doses

for full-grown cattle. Twenty-four hours is the usual time for a physic to act. Never work a horse the second day after physicking him, as you are liable to excite inflammation, which is dangerous. Should purging continue longer than is necessary, give a gruel of wheat flour intermixed with 30-drop doses of Dr. Lesure's Colic Drops. Horses sometimes appear sick and refuse their food after taking physic, either during afternoon of same day or the following morning from an overloaded stomach at the time the physic is given, or improper feeding too soon afterward. This is generally caused by improper or lack of preparation before medicine is given as above directed. Never physic with balls that have been prepared for a long time if you want satisfactory results, but have your druggist prepare them fresh when wanted.

PHYSIC BALL No. 1

7 Drachms Aloes Pulverized
 3 " Bar Soap
 1 " Ginger

PHYSIC BALL No. 2

4 Drachms Aloes
 4 " Hard Soap
 1 " Ginger
 1 " Water

15 Drops Oil of Cloves

COMMON MASS

Linseed Meal and Molasses,
 equal parts.

Very useful in making up balls.

EYE WASH

Nitrate of Silver.....6 grains
 Opium.....10 drops
 Rain-Water.....1 ounce
 Apply to the eye with a feather;
 nothing better.

CORDIAL DRENCH

Strong Beer.....1 quart
 Ginger.....½ ounce
 1 Dose Dr. Lesure's Renovator
 Powders.

Shake well; to be given after
 great exhaustion.

Feeding

The natural food for a horse is grass, but when compelled to work, they must have more strengthening and flesh-producing food. For good health and to have them in good shape for work, their food must also be nutritious and have bulk enough to insure good digestion, so that all parts of the body will be strengthened.

One should know how much each horse requires per day, how much grain and how much rough food, and what proportion to give each horse, and at what intervals. Select your feed with a view to quality,

the less bulk the better, just so the strengthening qualities are contained in the food.

Feed good oats, cracked corn, and clean hay, and give a bran mash once or twice a week with Dr. Lesure's Renovator Powders, and your horse will thrive and their coats will always look sleek.

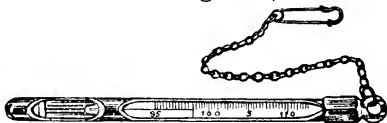
HOW TO MAKE A GOOD BRAN MASH.—Take three quarts of oats and three quarts of bran, add a hand full of fine salt and one dose of Dr. Lesure's Renovator Powders. Over this pour four or five quarts of boiling water. Cover up and let steam thirty minutes. Then feed.

Watering

Water is just as essential as food. Stock should be supplied with fresh, clean, soft water. The animal itself is the best judge as to the quantity, as it will not drink any more than is needed for health. Always water the first thing in the morning and wait at least twenty minutes before feeding. Do the same again at noon and at night. Some horses will drink again at bedtime if offered them and others will not. By following this rule your horses will be saved from the torture of thirst and from many a disease.


The Veterinary Clinical Thermometer And How to Use It

First shake the mercury in the tube down to below 98°; do this by swinging the hand sharply until the mercury in the tube is all together; then raise the horse's tail and insert the bulb or heavy end about two-thirds of its length into the rectum, let it remain at least five minutes, then remove and note exactly the top of the column of mercury. This will show the horse's temperature.



The Best Way to Administer Medicine

Hold the vial of medicine in the right hand, grasp the horse's tongue with the left hand, pull it out and place it on that part of the lower jaw which is bare of teeth. Put the right hand into the mouth as far as possible and pour the medicine on the root of the tongue,



then withdraw the hand and let go of the tongue. In this way the animal will get all of the dose and therefore receive the full benefit of it.

How to Take The Pulse of a Horse

It is very important in diagnosing a disease to be able to take the pulse. This is best done by placing the finger on the edge of the jaw bone and drawing it along until you find a notch where the artery crosses. There you will feel a throbbing. That is the pulse. In health the beat is from thirty-six to forty-two per minute; at sixty there will be considerable fever, and at eighty the case is dangerous; and the horse will not survive long at a hundred unless you do something to reduce it.

Always keep everything as quiet as possible, as noise or excitement will increase the pulse and aggravate the disease.

TEMPERATURE. — The normal temperature of a healthy horse may be placed at about 98° to 99°. The temperature is subject to slight alterations under certain influences.

The most accurate method of taking the temperature is by inserting a clinical thermometer into the rectum. The thermometer should remain in the gut at least five minutes.

Before inserting be sure the mercury is below the

minimum temperature. The end containing the mercury should be pushed in gently, leaving just enough outside to take hold of when you desire to take it out.

RESPIRATION.—A horse in health, standing still, breathes from twelve to fifteen times a minute; work or any excitement increases the number of respirations. The manner of breathing is changed by disease. Quick breathing refers to an increased number of respirations, which may be due to disease or to simple exercise. Difficult breathing is always associated with something abnormal and is often a guide to the trouble.

The Horse's Age and How to Determine It By the Appearance of the Teeth

In from eight to fourteen days after birth the first or middle nippers of the set of milk teeth are cut; in four to six weeks afterwards the next pair will be cut; and at the age of six to eight months the last set will be cut. At two years of age the inner wall of the corner teeth has grown up level with the outer wall, and the center teeth show considerable wear and appear somewhat smaller than they did in the yearling.

AT THREE YEARS OF AGE the two center milk teeth are shed and permanent incisors come in, so that at three years of age the jaw contains two permanent center teeth and two milk teeth on either side. At four years of age the next two milk teeth are shed and replaced by permanent teeth, so that at this age the jaw contains four permanent and two milk teeth.

The tusks appear on the lower jaw on either side between the incisors and molars at four, and continue to grow until the horse is five years old and past.

AT FIVE YEARS OF AGE the two remaining milk teeth are shed and replaced by permanent ones, so that at this age the jaw has a full set (six permanent incisors); but the corner teeth have no inner walls and by this you can easily tell a five from a six-year old mouth.

AT SIX YEARS OF AGE the inner wall of the cor-

ner teeth has grown up level with the outer wall. The mouth is now complete in incisors and no further structural changes take place.

Between the ages of three and five the cups are very plain in all the permanent teeth, but at six the cups are wearing and at seven have disappeared from the center teeth and are wearing out the two adjacent ones, and are seen plainly only in the corner teeth.

AT EIGHT YEARS OF AGE the marks have disappeared from all but the corner teeth and can hardly be seen in these.

AT NINE YEARS OF AGE the marks have usually disappeared from all the teeth, but there may still be a trace of the enamel which lined the original hollow.

AT TWELVE OR THIRTEEN the last traces of the enamel have disappeared and the lower teeth all show a rounded section.

AT FOURTEEN and from that to seventeen years of age the teeth are triangular in form, the center ones at fourteen, the middle ones at fifteen, and the corner ones at sixteen or seventeen.

AT EIGHTEEN YEARS OF AGE the teeth lengthen and become contracted and at twenty or twenty-one the teeth lose their triangular shape.

The above rules, however, do not hold good in all cases. They may vary according to circumstances. The hardness or softness of the teeth, and the food of the animal will in some cases change the time required to wear out the mark. Western horses which graze on the tough but nutritious native grasses will not retain their mark as long as horses raised on well cultivated farms and pastures.

Advice to Teamsters

First, a driver should always be kind to his team. See that they are fed regularly with good clean feed. Cracked corn and oats with a sprinkle of bran, make with good hay, the best of all feeds. Avoid cheap stock foods. They are like cheap whiskey to a drinker; they get accustomed to it and must always have it.

Any firm that tells you that you will have to feed their food or medicine all the time to keep your horses healthy is deceiving you to get you or your employer's money.

When you do need a tonic or renovator get the very best you can find; the best of anything is always the cheapest.

A piece of rock salt should always be left where the horse can reach it; it won't eat too much. See that the harnesses are kept soft, that the collar fits snug, with just room enough at the bottom to stick your hand through. If the collar is too large you are apt to get the draft too low, which causes intense misery and sore shoulders. Never check a team horse up tight; give him all the freedom of head possible. If he could talk he would thank you for it. See that your team is always shod well with toe calks, especially behind, as that is where all the propelling force comes from when heavily loaded. Keep the hoofs good and strong with Dr Lesure's Electric Hoof Ointment. Never allow the shoer to cut away the frog. It is both foolish and ignorant.

Special Words of Caution

If your horse has been driven hard, and is a little sore and stiff afterwards, it is mostly your fault, for lack of a little attention at the proper time. Every horseman, especially liverymen, and where driving horses are kept, should always keep Dr. Lesure's Fever Drops and Cough and Tonic Drops on hand, so that when a horse comes in after a hard drive he can first give him thirty drops of Fever Drops, following it in thirty minutes with the same dose of Cough and Tonic Drops. You will find he won't chill, in winter; and in summer, will cool off more rapidly, and soon revive his spirits, and be ready to eat a good feed.


No veterinary surgeon can offer you a better or cheaper treatment than this. One trial will convince any man. Many a horse is ruined for life in consequence of neglect or want of proper care after severe exertion as above noted.

DR. LESURE'S

VETERINARY

Colic Drops

For the Treatment of Colic, Cramps, Spasmodic or Flatulent, Stoppage of Water, Black Water, Indigestion and Scours.



REMEMBER THAT DR. LESURE'S COLIC DROPS put up in two bottles, marked No. 1 and No. 2, is the original and first remedy for Colic put up in that style in the United States.

IT IS AN ACKNOWLEDGED FACT that more horses die every year of Colic than of all other non-contagious diseases combined. And there is nothing more disquieting than to find your horse has a sharp attack of Colic, as you know that it must be relieved in a short time or he will die.

When you notice that your horse is sick, examine him carefully before giving anything, and do not confound Colic with Inflammation of the Bowels.

COLIC (SPASMODIC)

1. Pulse natural.
2. Lies down and rolls, and is easier for a short time.
3. Legs are generally warm.
4. Comes on suddenly, is never preceded, and seldom accompanied by fever.
5. Looks around at its flanks, tries to lay down.

In Flatulent Colic the symptoms are the same with the addition of distended bowels.

INFLAMMATION OF BOWELS (Peritonitis or Enteritis)

1. Bowels sore to pressure.
2. Pulse quick.
3. Pain constant; lies down but does not roll.
4. Legs and ears generally cold.
5. Comes on slowly, generally preceded and always accompanied by fever.
6. Looks anxious and distressed mouth hot and thirsty.

By observing these symptoms you will easily determine the trouble.

DIRECTIONS FOR USING DR. LESURE'S COLIC DROPS. Be sure and place medicine well back on roots of tongue. The Vial FULL is a Horse Dose.

FOR COLIC.—First give No. 1, the vial FULL on the tongue; then in 30 minutes the same of No. 2, and so continue until the horse is relieved. IN VERY SEVERE CASES, give once in 15 minutes. IN LONG CONTIUED CASES, give the vial FULL of Dr. Lesure's Fever Drops, between doses of Colic Drops Nos. 1 and 2, to ward off Inflammation of the Bowels.


FOR STOPPAGE OF WATER, OR BLACK WATER.—Treat same as for Colic.

FOR INDIGESTION AND SCOURS.—Give 2 or 3 regular doses as for Colic; keep the horse as quiet as possible.

It is easy to give, free from opiates, and leaves the horse in normal condition, ready for work. It is also a remedy for stoppage of water, and black water; and the treatment is the same as for Colic.

THE AVERAGE HORSEMAN will find it difficult to diagnose all cases correctly, but with this remedy all cases can be treated alike; with positive results.


THERE ARE TWO FORMS OF COLIC, Spasmodic and Flatulent, although almost any abdominal trouble causing irritation and pain is generally called Colic; and I will say here, that it is safe to give a dose of Colic Drops any time that a



FIRST STAGE OF SPASMODIC COLIC

horse acts as though he is in pain, as it is perfectly safe and may prevent more serious trouble.


SPASMODIC COLIC is a contraction or spasm of the muscular fibers of the small intestines; it comes on very suddenly and many times very severely, without any apparent cause, but generally results from over-draught of cold water on an empty stomach, or a draught of wind causing a sudden change



SECOND STAGE OF SPASMODIC COLIC

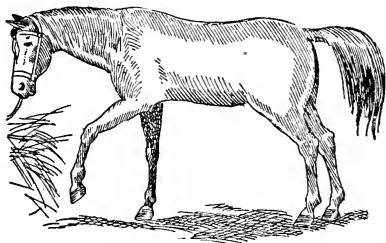
of temperature in the system and consequently pain. The symptoms vary according to the severity of the case; many times there is only a slight cramping or griping, but more often the attack is so

severe as to cause the most intense pain, and to cause the horse to paw, get up and down furiously, roll over, and get up and throw himself violently, straining as though he would pass water, but unable to because the spasm contracts the muscles of the neck of the bladder, as well as the whole body;



but as the spasm gives away and the pain subsides, he will generally pass water, which is a good symptom, as it shows that the muscles are relaxing

FLATULENT COLIC differs from spasmodic. In Flatulent Colic there is a formation of gas caused by undigested or sour food in the stomach, and it may be brought on by a change of feed, by poor and musty feed, or by heavy feed on a tired stomach.



The food when sour will ferment; then gas will generate, the horse will look bloated, and you may know that you have a case of Flatulent Colic.

FIRST APPEARANCE OF FLATULENT COLIC

Dr. Lesure's Fever Drops


A Remedy for the treatment of the initial stage of all inflammatory conditions, such as in Colds, Distemper, Influenza, Pneumonia, Garget in Cows, etc.

Price: 50 Cents and \$1.00

Large size holds three times the quantity of the small.

I want to impress the reader at once with the one important fact that fever remedies, no matter by whom they may be put up, are virtually intended for the same purpose, first to reduce the temperature to a normal condition, and second to allay inflammation. When that is accomplished, the fever medicine should be laid aside at once and tonics used instead; for you must never forget the great essential fact that where there is no fever or inflammation, fever medicine invariably does more harm than good.

Diseases of the respiratory organs are the most treacherous domestic animals are subject to, and should be treated not only with intelligence but also with great care and patience. Good nursing is of the greatest importance at the start; that, with a liberal amount of the best remedies obtainable at hand, will in the majority of cases, bring the desired results. I have seen so many valuable horses ruined by being overdosed with fever medicine long after



all fever had subsided, that I determined to formulate a treatment that would have the approval of all intelligent live stock owners who would have occasion to use it.

SHIPPING FEVER.—Caused by change of climate or sudden atmospheric changes while in transportation, or change from warm to cold stables, or *vice versa*, generally starts with a short cough, swollen glands, and sore throat, followed by high fever and congested kidneys. Give at once Dr. Lesure's Fever Drops in 30-drop doses every hour until fever is reduced. After that, two or three doses a day will be enough to keep the temperature normal. Give in connection four to six doses a day of Dr. Lesure's Cough and Tonic Drops. This remedy is a great tonic and diuretic, and acts directly on the stomach, liver and kidneys, throwing off all poisonous excretions, and starting the flow of urine, which is very necessary in this trouble. If your horse shows weakness and won't eat, give him two doses of Dr. Lesure's Renovator Powders a day, either in his drink or in a syrup mass placed on the tongue. Rub Dr. Lesure's Liniment on neck. This will reduce the swollen glands.

PARALYSIS, AZOTURIA, ETC.—These troubles have become of late years very common, especially among city horses that are highly fed. The attack is very alarming in its aspect, often occurring very suddenly with great severity, producing complete loss of power of the hind quarters. If treated promptly and intelligently it is readily cured in most cases, but if neglected or treated improperly it is sure to prove fatal.

CAUSES.—It troubles only horses that are in full flesh or have been accustomed to hard work and fed heavily on grain food, and then been suddenly allowed to remain in stable for a few days on full feed, same as when they were worked daily, thus forming more blood than the system can dispose of. The organs become overloaded; and consequently, under increased action by the animal being put to work suddenly again, they become congested.

SYMPTOMS. — The animal is apparently in good spirits; he starts off as usual, but soon stops suddenly, is much distressed; the sweat starts all over the body, running off in streams; he puffs and blows with heaving flanks; he cannot be forced to move for several minutes, and finally drops his hind quarters to the ground, one or both legs acting as if twisted or broken; pulse very high, in some cases running up to ninety or over a minute; the muscles of hind-quarters are swollen and rigid. In some cases he may not be able to arise from the first attack, but in most cases loss of power is not complete nor sensibility entirely lost in first stages. The urine soon becomes very highly colored, which is almost always passed with great difficulty.

TREATMENT. — When treated in first stages it is well to take away four quarts of blood at once, empty the bladder by drawing the urine with a catheter, give one ounce of aloes or a pint of raw linseed oil, and give Dr. Lesure's Colic Drops every half hour until six doses are given. If there is fever, give a few 30-drop doses of Dr. Lesure's Fever Drops until the temperature become normal; after that leave off giving the Fever Drops and give full doses of Dr. Lesure's Cough and Tonic Drops three or four times a day until the horse gets up. Persistent applications of hot-water blankets over the kidneys, as hot as the horse can stand them, changing every thirty minutes for three hours, will be found the very best kind of treatment. It may seem laborious to many horsemen to apply this treatment properly, but it will go a long way toward saving your horse, if you will apply it faithfully as above directed. Adding spirits of turpentine to the hot water will aid much in relieving the congested parts. It is not at all necessary when treating for Azoturia to put the horse in slings; in fact better results will be obtained without them if the horse is turned over every four hours, and between turning left to lie as quietly as possible. Neither should the horse be urged to get up too soon, as he will make the effort himself when able to stand up.

Injections of soap and water should always be given and the legs should be rubbed with Dr. Lesure's Liniment, which will relax the muscles and stimulate circulation while the horse is down. Most cases will yield to the above treatment, and in from three to five days the horse will recover his general health.

I want to impress the fact that in all nervous diseases good nursing is indispensable at every stage. Give mild diet, hay tea, carrots well cooked, bran mashes, etc., and add two doses of Dr. Lesure's Renovator Powders daily to keep up strength during recovery.

INFLAMMATION OF THE BOWELS. — Sometimes called red colic, and many times mistaken for colic, but differing from colic in every respect, being of a peculiar independent character. In many cases it proves fatal. It is generally caused by extreme constipation or over-loading of the stomach, or succeeds colic when the horse has been given large doses of very strong medicine, like turpentine, chloroform, etc., causing great irritation, which in many instances leads to inflammation, enteritis, etc. Hard driving until the weakened animal scours profusely, then watering when very warm, will many times cause Inflammation of the Bowels.

SYMPTOMS. — It generally begins with some uneasiness. The mouth is hot and dry; the inner membranes of the mouth, nose, and eyelids are often much redder than natural; as the disease advances the pain is almost constant. The horse will lie down more carefully than in colic and rise more frequently when the attack is very violent. He kicks at his belly or looks around at his sides, pawing his litter almost continually. The pulse is unusually quick and hard; breathing is quickened; the extremities are alternately hot and cold, but continue longer cold than hot. Mostly constipated; sometimes the pain may force away a few hardened balls, but the principal contents of the bowels are retained.

I have given the distinguishing features between this disease and colic so plainly that I feel the ordi-

nary horseman should be able to decide between them.

TREATMENT.—Must be active and immediate or a fatal termination may be expected. Give at once one pint of raw linseed oil, following in thirty minutes with six ounces epsom salts in warm water. Give alternately 30-drop doses of Dr. Lesure's Colic Drops and Fever Drops to relieve the pain and keep down inflammation until six or eight doses are given.

Give copious injections into the rectum of warm soap and water, insert the hand well greased, and carefully remove all hard lumps, thus aiding the injections. Rub one-fourth of the contents of a bottle of Dr. Lesure's Liniment over the belly, and wrap blanket around body to retain heat. Repeat in one-half hour. After you get a clear passage through the horse the symptoms will abate, and the horse will slowly recover, but he should be fed sparingly at first, with the addition of a Renovator Powder twice a day, which will cause him to gain strength rapidly.

SPINAL MENINGITIS.—This disease has become quite common of late years among city horses, but not very common in the country towns. It seems to attack horses mostly that stop and start often on heavy loads, getting hard strains on the loins. Sometimes it will suddenly appear in certain sections, to the extent that it would seem like an epidemic. It appears mostly in the spring, during cold, damp, and changeable weather.

SYMPTOMS.—Dullness; hates to move; pains and stiffness, especially in turning around; sometimes little or no use of hind parts; soreness of spine; pulse not much increased at first, but becoming more rapid as the disease advances; has distressed look; will sometimes fall down; cannot rise; has no use of hind parts. The urine is often scanty and suppressed, and the horse very costive. The disease is often fatal, in severe attacks, in two or three days, but may continue longer; the recovery is slow if the animal lives.

TREATMENT.—Give thirty drops of Dr. Lesure's Fever Drops, and in an hour give the same of No. 1 Colic Drops, and so continue, giving once an hour in

alternation for six hours; then once in two hours, until the improvement is considerable; and then the intervals may be made longer. After the fever subsides, should the urine become scanty, Dr. Lesure's Cough and Tonic Drops should be used in place of Fever Drops until the excretion of urine becomes normal. After the worst symptoms have passed, and the fever is gone, a dose of No. 1 Colic Drops, given four times a day, will be sufficient; but if fever should return, give an occasional dose of Fever Drops. The horse should have a large, roomy place with plenty of good air, and be kept warm and have plenty of bedding, and should be turned over. Rub my Liniment on the back and loins occasionally, put on freely and cover with folded blankets so as to steam; some may be rubbed on the legs. Feed bran mashes; a few carrots are good and a little good hay. The horse should have rest some time after he recovers.

Diseases of Respiratory Organs

CHILL.—This is a term used to designate a transitory condition of the system, which may terminate in a severe inflammatory disease of some important organ, of which this is the first symptom, and should not be neglected, as serious consequences may follow. Many febril troubles of a serious nature are preceded by a chill, and if it is treated at once, further trouble will usually be prevented.

CAUSES.—The causes are: Being exposed to draught, drinking too much cold water in very hot or very cold weather when tired, or being placed in a cold, damp stable. It is most likely to occur when the system is in a debilitated condition; consequently look out for it.

SYMPTOMS.—Dullness; not much disposition to eat; hair starts up and looks rough; then a violent trembling sets in; there will be no fever to commence with, but it will soon follow, if the attack is not checked at once.

TREATMENT.—As soon as possible put on a warm blanket—two are better; then give thirty drops of

Dr. Lesure's Fever Drops. Give the legs a good hand rubbing and bandage, if convenient; in thirty minutes give another dose of Fever Drops, and so follow up until respiration starts freely. Then be careful not to let the animal cool too suddenly. This will in nearly every case prevent further trouble.

PLEURISY, PNEUMONIA AND LUNG FEVER are all affections of the lungs; and the symptoms are nearly the same. Odds can be detected only by an expert, and all yield to the same treatment.

SYMPTOMS. — Refuses food; very thirsty; fever running high; breathes short and fast; lungs sore to pressure; mouth hot and dry; pulse quick and hard; disinclined to turn around; coughs some, which gives great pain; urine scanty and high colored; will usually persist in standing, although in some cases is likely to lie down for a few minutes; moving always causing more or less pain.

TREATMENT. — Get the horse into a good, roomy place, with plenty of fresh air and plenty of bedding; keep well blanketed, but not overheated; give the legs a good hand rubbing occasionally; bandage if convenient; give all the water he wants, in small quantities. Give thirty drops of Dr. Lesure's Fever Drops every hour for twelve hours; rub Dr. Lesure's Liniment well into the sides and chest; after twelve hours, if the fever begins to subside, the intervals may be made longer between doses; give Dr. Lesure's Cough and Tonic Drops night and morning, as this will act greatly to relieve the soreness of the lungs. Feed bran mashes, Renovator Powders, and a little good hay, if the horse will eat; if not, give hay tea to keep up its strength; scalded oats will do no harm. This treatment will carry most cases through successfully.

TONSILITIS is an affection of the throat, and may extend to the larynx, or upper part of the windpipe, and sometimes becomes very dangerous. The throat becomes very sore and much swollen, and at times is accompanied with high fever, making it nearly impossible to eat or drink.

TREATMENT. — Give fifteen drops of Dr. Lesure's

Fever Drops every hour until fever subsides, then at longer intervals as seems best; keep the throat warm; rub Dr. Lesure's Liniment on throat; a hot poultice is excellent, changed once in two hours. Keep the horse out of draughts, well blanketed, and feed anything that he will eat. Feed my Renovator Powders every day for two weeks.

Pink Eye

SYMPTOMS.—Acts dumpish; moves clumsily; eyes swollen and red, tears trickling down; has more or less fever; hind legs become swollen, frequently first one then the other, extending to the body and out on the belly; appetite poor; sometimes shows signs of sore throat, and has some cough.

TREATMENT.—First exclude strong light, then give twenty drops of Dr. Lesure's Fever Drops once an hour for six hours; then alternate with Dr. Lesure's Cough and Tonic Drops once in two hours, making the medicine come every hour. Follow this treatment until there is a marked improvement, and then the intervals between doses may be made longer according to case; when fever has fully subsided, the Fever Drops may be omitted, but continue the Cough and Tonic Drops until well. Keep the horse as quiet as possible, as exercise tends to excite the disease; feed soft and easily digested food.

INFLUENZA.—This trouble almost invariably affects horses shipped a long distance, from change of climate, but sometimes as an epidemic from certain atmospheric changes. The symptoms are too well known to all horsemen to need any description.

TREATMENT.—If the horse shows signs of fever, give Dr. Lesure's Fever Drops in 20-drop doses, occasionally alternating with Cough and Tonic Drops; give once in from one to four hours, according to the case, but where there is only a little cough and discharge at the nose, give the Cough and Tonic Drops night and morning; feed most anything that the horse will eat.

Dr. Lesure's COUGH AND TONIC DROPS

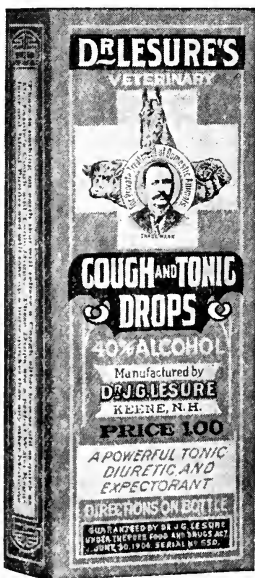
If your horse coughs, has broken wind, does not shed his old coat, loses flesh, does not eat or digest his food, scours, is dull and lopy, and you wish to fit him up finely and quickly, try this medicine.

COUGHS come from an irritation of the throat or lungs caused by colds, over-exertion, bad feed, etc.

TREATMENT. — Give Dr. Lesure's Cough and Tonic Drops night and morning; its continued use cures the worst cases.

HEAVES are caused by overexertion when lungs are sore and inflamed, and can be relieved and many times cured by the continued use of Dr. Lesure's Cough and Tonic Drops, with Renovator Powders. Dr. Lesure's Cough and Tonic Drops have become indispensable to shippers of horses, and are used by many shippers throughout the country, as it keeps the cough loose and prevents it from getting on the lungs, and brings the horse out, fit for work in half the time otherwise.

BLOODY URINE is generally the result of bad food, injuries of the loins, or severe strains. Give plenty of linseed tea; if the horse refuses to drink, give drench. Give every hour Dr. Lesure's Cough and Tonic Drops until six doses are given.



Dr. Lesure's RENOVATOR POWDERS

For Domestic Animals. A True Tonic and Pure Conditioner.

Not a Cheap Food Put up to Attract the Eye Looking for a Large Package, but a First-class Medicine, Full of Good Quality. It Purifies, Cleanses and Strengthens the Whole System in Either Horses or Cattle.

Dr. Lesure's Powders are put up in two sizes. The 50c. size contains twelve doses, and the \$1.00 size contains thirty doses, two and one-half times as much as the 50c. size, being forty days treatment for a full-grown horse. I do not put forth the claim that many of my imitators and cheap stock food venders claim for their stock in trade, that I will make your horse fat on my Renovator or convert a scrub into a thoroughbred by using it for a time. Every intelligent horse owner knows full well that any firm putting forth such an argument are either very ignorant of the subject they attempt to advise you on, or both wilful and cheerful falsifiers, for what they hope to gain from you financially. I will prove, however, to any horse-owner, or refund him his money if I fail, that my Renovator Powders are not only the very best but also the cheapest pure Tonic Medicine in powder form it is possible for him to purchase to purify and enrich the blood, strengthen the digestive organs, cause a proper flow of urine, and cleanse the whole system through the stomach, liver and kidneys. After that is accomplished, its mission is ended. Good clean hay and grain in proper proportions, fed at regular intervals, will fatten him for you, after the blood and digestive organs are right quicker and better than all the medicine or stock food in existence.

FOR MILK COWS.—All dairymen who want to keep their cows in the best possible condition for profit will find Dr. Lesure's Renovator Powders an excellent tonic and conditioner for milk cows. Two or three doses a week will tend to keep any cow in a high state of health and increase both the quantity and the quality of her milk.

Dr. Lesure's Electric Hoof Ointment

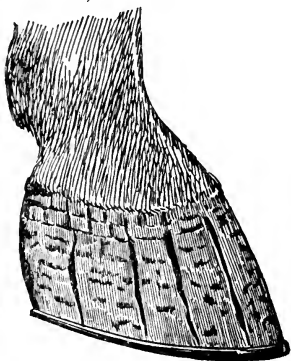
Probably more than half of the lameness in horses is in their forward feet. Keeping horses on the dry



floor through long spells of dry weather causethfeet to become very dry and hard, and it is at such times that they generally burst theirquarters, when hard and brittle. Many troubles arise from letting the horse go toolongbefore shoeing;asthe foot grows

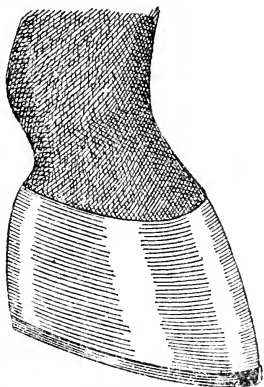
long it is thrown out of balance, and much lameness is caused in this way.

There are very many horses that are lame in which it is very difficult to locate the trouble. People (many times veterinarians), will examine the horse and as they cannot find the trouble, will say that it is in the shoulder, which, in nearly every case, is a mistake, as a horse is very rarely lame in the shoulder. It is easy to tell a shoulder lameness, as it causes



Dry, shelly and cracked hoof.

the horse to step shorter with the lame foot, since he cannot bring a lame shoulder up naturally ; so, if the horse steps as far with the lame foot as he does with the other, you may be sure that he is not lame in the shoulder. There are some horses whose feet will stand almost any abuse without their being lame, while many have to be taken care of or they will go wrong ; but with proper care very few need become lame. The trouble and expense of using a little Hoof Ointment is small, when compared with the trouble and expense of lame horses ; so it is advisable to use



The hoof should look like this, and will if you use my Electric Hoof Ointment.

the preventative. My Hoof Ointment is composed of ingredients that are very softening and healing, and it is a positive cure for all diseases of the feet. But, in saying this, I do not mean that two or three applications will cure much disease ; but I mean that any man using this Ointment in a thorough and business like way will certainly cure all troubles with horses' feet, such as Shelliness, Contraction, Quarter Cracks, Corns, Thrush, etc. It makes the hoof grow rapidly, draws the soreness out, and in doing so cures. It will make thin and brittle hoofs grow tough and strong. It cures Quarter Cracks by growing the hoof fast and keeping it soft, thus preventing it from cracking more. It is a sure cure for Scratches, and a first-class ointment for any kind of sores or chaps. It is perfectly pure and clean, and fit to use on chapped lips or hands. In using it on horses' feet, clean out around the frog as deep as possible and work the

Ointment up as far as you can around the frog and in the middle cleft (a small wooden paddle is the best thing to work it in with), and rub a little around the edge of hair, rubbing it in well.

Directions for Use

FOR CONTRACTED FEET OR TO GROW A NEW FOOT.—Apply Hoof Ointment at night when the feet are dry and clean. Rub it well into the coronet or where the horn leaves the hair, for from three to five minutes six nights in succession. Then follow right up every other night until the desired results are obtained. Do not put it all over the hoof.

IF THE FROG IS HARD.—Melt the Ointment and pour it into the deep cracks around the frog every other night until desired results are obtained.

THRUSH.—Take small wooden paddle and pry down and clean out side of the frog and in middle cleft as far as possible. Then melt some of the Ointment (if heated quite hot it is all the better) and pour it in where you have dug out. Hold the foot up till the Ointment sets. A few applications will cure any case.

SCRATCHES.—First wipe dry with a soft cloth. Apply Ointment freely twice a day.

DRY, SHELLY AND BRITTLE HOOF.—Rub my Hoof Ointment over the foot once a day.

Dr. Lesure's Electric Hoof Ointment will grow a new foot in from three to four months.

Dr. Lesure's Worm Annihilator


IT IS ONE OF THE PRINCIPLES OF NATURE that one animal should live within and feed upon another. And hence every animal and nearly every organ, has its peculiar inhabitant or parasite. But in small numbers these give no trouble, and in perfect health they never get in excess. But in an unhealthy condition they will multiply, and there is nothing so irritating and aggravating to the system of a horse as an excess

of worms. They destroy the life-giving properties of the food and irritate the stomach and bowels, causing indigestion, fits, colic and nearly all other troubles that horses are heir to; and no man can afford to keep a wormy horse. They cause a horse to show a very unthrifty look. With a ravenous appetite, feed seems to do no good, causing the owner to wonder why his horse looks so poorly, when he feeds it well and uses it lightly. To all such I would say, "Try Dr. Lesure's Worm Annihilator." There are two kinds of worms that do the mischief: the large, round worm that inhabits the stomach and intestines, and the pin-worm that inhabits the colon and rectum. In treating be sure and follow directions, as what is worth doing at all is worth doing well, and only those fail to accomplish desired results that neglect to follow directions.

IN TREATING FOR WORMS, a good time to commence is at night, when the horse has done a days' work, as at that time the bowels are well emptied, and the medicines will have more direct action on the worms. Give one powder in a small bran mash, as directed on box, and do not feed hay or grain for an hour or two. After feeding the Worm Annihilator for six days, omit and give a tablespoonful of brown sugar in the regular feed for the same period. This treatment is sure to destroy stomach worms, and will many times destroy pinworms, but is not always sure. Where it fails, proceed with injections, as directed on box. A force-pump is the best to give an injection with; by entering the tube and starting the pump slowly the tube may be inserted from twelve to eighteen inches, thus getting at the seat of the trouble. In inserting, work slowly and carefully. The Annihilator used in this way I have never known to fail. It is perfectly safe to give to mares in foal. This powder is a very fine tonic, and a great thing to tone and build up the system after the worms have been expelled; and no man can make any mistake in feeding it if he thinks his horse may be wormy, as it will more than pay by generally toning up the system.

Dr. Lesure's SPECIAL LINIMENT

For Nerve, Muscle, Bone and Sinew



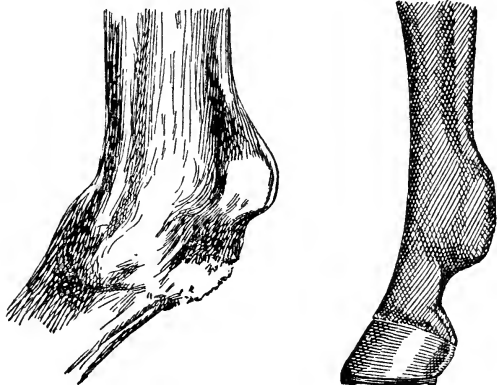
Is a powerful penetrator and a strong stimulator for Cockled Joints, Sprung Knees, Knotted Cords, Curbs, Splints, Shoe Boils when first started; Wind Puffs, Big Tendons, etc. For Rheumatism, Neuralgia, Sciatica, Sprains, Weak Joints, and all affections of the nerves, bones or spinal column in man or beast. It is fine for sore throat, congested lungs, or any part where you want to produce external irritation. It will blister if thoroughly rubbed in, will remove Calluses, Thickenings, and all enlargements that will yield to a mild blister, and will work well on Spavins or Ringbones.

DIRECTIONS. — For Cockled Joints, Sprung Knees, and Knotted Cords, bathe and gently rub in enough to produce something of an irritation, but not so much as to form much scab. Some horses blister so much more easily than others that it is impossible to give directions that will fit in all cases. The man using it must exercise some judgment in order to be successful. After one or two applications you can see the effect; if it irritates too much, rub less, and if not enough, rub more. This will cure if begun in season and well attended to.

CALLUSES OR THICKENINGS.—Rub in thoroughly twice a day until a scab forms, then let alone until the scab comes off; then repeat as before. A scab will form more easily the second time, as the skin will be more tender. With judgment and persistent use this will remove without a scar.

SPRAINS OR WEAK JOINTS.—Bathe without much rubbing.

SORE THROAT, CONGESTED LUNGS.—This is fine for these troubles. When you want to produce an external irritation for sore throat, bathe and rub gently. For Congested Lungs, bathe the chest and over the lungs, and rub in gently if the case is severe enough to blister mildly.



HOW TO TAKE OFF WIND PUFFS AND REDUCE BIG TENDONS WITH DR. LESURE'S SPECIAL LINIMENT
First paint puff with Liniment, using a tooth brush, once a day for four days; then omit treatment two or three days. Then put on as before for two or three days more. When you see that the Liniment is blistering, which will be indicated by scabs forming, omit

treatment until the scabs come off, and then treat again as before, using less of the Liniment each time, as the skin will become more tender. Continue until the leg is smooth. For Big Tendons, treat the same as for Puffs.

AS A FAMILY LINIMENT

This Liniment is equally successful in the family, especially for Rheumatism, Neuralgia, Sciatica, and all deep-seated pains and lameness, or anywhere an external warming application is



desired. Much pain and torture may be avoided by its timely use. Rub the Liniment in thoroughly twice or more a day and heat the affected parts in any way convenient.

FOR SORE THROAT OR CONGESTED LUNGS.—Bathe well and cover with thick flannel.

FOR SPRAINS AND WEAK JOINTS it will be found very successful.

How to Determine Horse Ailments

First try to discover the cause by carefully observing all symptoms. When the trouble is once located, act promptly and continue faithfully at your task until the desired results are obtained. Remember that the man who has the habit of saying "I can't" at the least sign of approaching trouble generally has large doctors bills to pay that he could avoid if he would try.

When your horse looks anxious, wavers, wants to lie down, suddenly gets up quickly, paws, and looks around at flanks, it is a good sign of colic. In Flatulent Colic the symptoms are the same with belching, caused by forming gas, and distended bowels, showing a bloated condition. Treat the same as for Spasmodic Colic and give injections at once.

When the pulse is quick, and the animal lies down easily, paws constantly when standing, and looks distressed, with mouth hot and thirsty, look out for Inflammation of the Bowels (Enteritis.)

When your horse has been exposed to cold and rainy weather, look for chills and fever; hunt up your Fever Drops at once and save further trouble.

When your horse becomes thin in flesh, hair stands up, coat looks rough, and belly extended, rubs his tail, and is hide-bound, with a general run-down condition, it is a sure sign of worms. Feed him Dr. Lesure's Worm Annihilator, adding a handful of brown sugar to each feed, and you will get every worm from him.

When your horse throws his fore feet forward when resting, with the body on haunches, look out for Founder, which causes fever in front feet. Treat promptly.

Blind horses raise the fore legs high when stepping, and Blindness is easily detected thus.

When the fore feet are set wide apart, with head hanging low, and the animal refuses to eat, with nostrils expanded, and breathing quick and panting-like, it is a very good sign of Congestion of the Lungs.

When a horse is taken suddenly lame without any apparent cause, shifting from one part to another, with joints sometimes swelling, it is well to suspect Rheumatism. Give Fever Drops every hour for six hours, adding three one-ounce doses of bicarbonate of soda four hours apart.

When your horse's legs swell, if not caused by Scratches or Grease Heel, it shows that the kidneys are not performing their functions properly. Give at once Dr. Lesure's Cough and Tonic Drops several times a day and feed Renovator Powders.

Falling hair in spots denotes Mange, Itch, etc. Take one pound flowers of sulphur and three ounces Karbo Cream, adding one quart of soft water. Boil all together for two hours, and when cool drain off the liquid and apply three times a day. A sure cure for all skin diseases.

If your horse coughs, starts to run at the nose, and has sore throat, expect Distemper, Catarrhal affections, etc. Give at once Dr. Lesure's Cough and Tonic Drops; nothing better. Renovator Powders will keep up strength until well.

When your horse's feet become hard and brittle and it goes sore in front, use Dr. Lesure's Blister around the coronary band, just where the horn leaves the hair. Follow with Dr. Lesure's Electric Hoof Ointment. Result: rapid growth, sound hoof.

In real Shoulder Sprains, which are rare, the toe is dragged along the ground while in motion; at rest it is planted forward, but resting on point of toe. When the lameness is in the foot, the horse points his foot forward also; but he does so with his whole limb unbent and the foot flat.

Dr. Lesure's Liniment (Turf Wash)

This Liniment will mix with water and makes a fine wash for turf purposes. When diluted, it is perfectly safe to bandage over. It is a preparation that can be used all around, from a strong liniment down to a wash. This can be made any desired strength to produce the result required, and a fair trial will convince the most skeptical that it is a fine turf wash.

A 50-cent bottle makes a gallon of wash. Put a bottle of Liniment into a gallon bottle and fill with water, and you will have a gallon of excellent wash. It can be used freely on any part of the horse with perfect safety, can be bandaged over, and will be found much superior to rum, or hamamelis. It is also cheaper than anything else, and has only to be tried to be appreciated. 50 cents per bottle; in gallon cans, \$4.00 per gallon.

Dr. Lesure's Healing Balm (Liniment)


For Sprains, Soreness of Cords or Muscles, Bruised Knees, Bruised Ankles or Sprained Ankles, Rope Burns, Harness Galls, Barbed Wire Cuts, Greased Heel, Scratches, Sore Shoulders, Thrush, Nail in Foot, and for Flesh Wounds where an astringent healing lotion is required.

Directions for Use

SADDLE OR HARNESS GALLS.—Invert bottle and pat into sore what Balm remains on finger, continuing this until sore has absorbed a sufficient amount, or until coating is formed. Apply each time harness is put on or taken off. Only a small amount is required.

FLESH WOUNDS, CHAFING, ETC.—Treat same as for Gall sore.

BARBED-WIRE CUTS—First wash clean with solution of Karbo Cream, then treat immediately with the Balm, and only a slight scar is left. If cuts gape open get some surgeon's plaster and draw nearly together leaving room enough for discharge. Apply three times daily.



BARBED-WIRE CUTS

FOR SORE SHOULDERS.—Bathe well three or more times a day.

FOR GREASED HEEL OR SCRATCHES—Clean parts free from grease. Then rub the Balm in freely three or more times a day.

THRUSH.—Clean out foot, take a small paddle-shaped blunt stick and work into each side of the frog, and then pour in balm. Hold up foot until Balm

works down into the seat of the trouble. A few applications will dry up the worst cases of Thrush.

BRUISED KNEES, BRUISED ANKLES OR SPRAINED ANKLES.—First bathe parts well with cold water. Then rub in Balm well and bandage with cold water bandage, with dry bandage over that. Leave on for four hours; then remove, and repeat the same treatment until the inflammation and soreness are entirely removed. The worst cases can generally be cured in 48 hours. Horses with big knees or ankles can be worked, and the treatment can be applied night and morning until a cure is perfected.

CALKED HOOF.—Saturate a small sponge or piece of cotton with Balm and bind onto the sore. Change three times a day.

NAIL IN FOOT.—Clean out hole well and wash with a solution of Karbo Cream. Then fill hole with Balm. Place oakum over hole, with pad over that to keep dirt out.

MANGE—First wash clean with solution of Karbo Cream. Then apply Balm three times a day freely.

Dr. Lesure's Healing Balm Liniment

IN THE FAMILY.—For Burns, Scalds, Piles, Chafing, ingrowing Nails and Salt Rheum. It is a very powerful astringent and commences to heal from the very moment of its application. Is non-poisonous, will not blister, and is perfectly safe to bandage over; stops bleeding instantly, and will heal any ordinary wound without soreness or festering.

Directions for Family Use

BURNS AND SCALDS.—Bathe the parts freely three or more times a day.

CHAFING.—Clean parts and apply freely twice daily.

INGROWING NAILS.—Cut away all parts of the nail that crowd, and bathe freely morning and night.

TOOTHACHE.—Insert cotton in the tooth saturated with Balm.

FOR ULCERATED GUMS.—Apply occasionally.

PILES.—Bathe affected parts for several minutes,

then wash with soft sponge to prevent staining clothing.

CORNS — Soak foot in hot water, rub Balm in thoroughly, and bind on cotton or wool well saturated with it.

How to Treat Nail Wounds

When a horse steps on a nail or other substance that punctures the sole of the foot to a sufficient depth to cause the blood to flow, there is only one safe course to pursue; and that is, to make a good, free opening for the escape of all blood. This means to cut with a sharp knife a circular hole fully as large as a ten-cent piece, around the hole made by the nail. When neglected, the nature of the sole is such that it will close and shut in blood that should find egress from the wound, as well as germs, which may have been on the nail, piece of bone, or whatever was stepped upon. When the blood remains in the wound, putrefaction soon follows, and purulent matter burrows under the frog or sole, the connecting tissues are destroyed, and the animal suffers excruciating pain; and not unfrequently lock-jaw (tetanus) follows. As a rule most horse owners are afraid to cut away any sole of the foot, fearing that they will expose sensitive parts and it will be weeks before new horn will grow; consequently, when they cut away horn, they rarely half do the work. They cut away a hole large enough on the surface but don't extend it to the depth necessary to allow the pent-up blood to escape. The fear of over-cutting prevents their cutting sufficiently, and their fear that the hole will not soon fill with healthy horn is groundless.

In not one case in ten, where a proper opening has been made soon after the injury, will there ever be suppuration, the wound simply drying up and healing by first intention, as surgeons say. The fact that the wound in your animal's foot does not discharge shows clearly to me that you did not properly cut away the sole, for if the nail penetrated only half an inch, no serious injury could have been made to the sensitive

sole or frog. Blood remained which should have been abstracted.

After the cutting is made put my Healing Balm into the opening twice daily, holding the foot up until the sore has absorbed all it will. Continue this treatment until the soreness is entirely removed and the horse will not get lame. Then pack the foot with my Electric Hoof Ointment, putting in a little oakum and a leather under the shoe. This will grow the horn down and make the foot sound, and the horse can be worked without need of further attention.

Dr. Lesure's Antiseptic Gall Remedy

For Saddle Galls, Collar Boils, Cuts, Mud Scalds, Scratches, Rope Burns, etc., upon Horses and Cattle.

This Gall Remedy is one of the standard preparations, and it would be impossible to make it of a higher degree of perfection; and when used in a proper manner it cannot but help to effect a cure. In cases where the sore is not too deep it dries it up and does not make any scab. The Remedy should be applied while harnessing the horse, and should be rubbed well into the sore.

In using my Gall Remedy, I desire to caution you don't put on too much. For a sore the size of a silver dollar take an amount of the Gall Remedy the size of a pea and rub it in thoroughly, and repeat it each time you put on or take off the harness. If your horse is standing in the barn, apply night and morning, but don't use too much, "that's all."

Ask your dealer for it, and remember that my absolute guarantee is behind each box you buy and YOU TAKE NO RISK. Your money back if not satisfied. Put up in two sizes, 25 cents and 50 cents. The 50-cent box holds two and one-half times as much as the 25-cent size.

Directions for Use

HARNESS GALL.—Apply the Remedy to each sore.

spot when harnessing and unharnessing. Rub well into the sore. It will cure without laying up the horse.

COLLAR BOILS.—Treat the same as for Saddle Galls.

SORES that harness does not cover: Apply Remedy three times a day, rubbing in well each time.

ABRASION (Skin off).—Apply Remedy to all such places once or twice a day; rub in well. Does the trick and does it quick.

SCRATCHES.—Of a dry nature; clean well with soft brush or cloth and apply the Remedy, rubbing in well, three times a day.

CHAFES.—Apply the Remedy freely.

ROPE BURNS.—Apply the Remedy twice daily, rubbing in well.

REMEMBER it is guaranteed to be as represented, or money refunded as cheerfully as taken.

WHAT WOULD YOU DO?

If a man offered you good American dollars for 85 cents, what would you do?

If a reliable manufacturer of Horse Tonics and Horse Remedies offered to save you 15 per cent on your feed bill, and keep your horses looking better than they do now, what would you do?

If to save the 15 per cent on your feed bill under present conditions it would be necessary to half starve your horses, what would you do?

If thousands of the most prominent stablemen in this country save the 15 per cent on the feed bills by using Dr. Lesure's famous Renovators Powders, and keep their horses looking better than yours, what would you do?

If the same prominent horsemen used these powders just to please the manufacturer, what would they be doing?

No one is going to use Dr. Lesure's Renovator Powders just to please the Doctor. They use them to save money and keep their stock in better condition, and for no other reason.

Dr. Lesure's Remedies For Family Use

Several of my Specific Remedies will be found just as valuable for family use as they are for veterinary practice. The only essential point in administering them is to remember that the dose for a horse is generally ten to twelve times greater than the dose



for a man; otherwise, as to strength and purity, the Medicines have no difference whatever.

COLIC AND CRAMPS.—Take five drops of the No. 1 Colic Drops every 15 minutes until relieved. As it is very bitter, most people prefer taking it in sweetened water.

CHILLS AND FEVER.—Take at once two-to three-drop doses of the Fever Drops in half a teaspoonful of water every hour until four to six doses are taken, when the time between doses may be extended to two hours. Never give over three drops at a single dose; but if the chill is heavy, it may be given every 30 minutes at first.

INFLAMMATION OF BOWELS.—Treat same as for Chills, and take a tablespoonful of castor- or sweet oil every three hours until the bowels are in a lax condition. Rub the Special Liniment over the abdomen and keep as quiet as possible until all pain has subsided.

INFLAMMATION OF STOMACH OR BOWELS.—Treat

same as for chill, and apply the Special Liniment to abdomen. Take tablespoonful doses of castor- or sweet oil until a lax condition of the bowels is secured. Keep the body in as quiet a condition as possible.

COUGHS AND COLDS.—There is no family preparation on the market that will favorably compare with my Cough and Tonic Drops for breaking up a cough, either new or old, or for relieving a cold. Take ten drops on sugar every two to four hours, according to severity of case.

BRONCHIAL AFFECTIONS.—Treat with Cough and Tonic Drops same as for Coughs and Colds, and apply the Special Liniment to the throat and chest.

INDIGESTION.—As a tonic and stomach regulator Dr. Lesure's Cough and Tonic Drops are excellent. Its action upon the stomach, liver, and kidneys is so beneficial that the result will astonish the most skeptical who will give it a trial. If you have indigestion, loss of appetite, or a run-down, tired feeling, or if your kidneys do not act properly, take three 10-drop doses daily in a little water for two weeks, and the result will be altogether satisfactory.

SORE GUMS.—Apply Dr. Lesure's Healing Balm at least three times a day.

DR. LESURE'S SPECIAL LINIMENT AND FAMILY LINIMENT.—As an external remedy for family use, this Liniment should be kept on hand at all times. It is not greasy or sticky, and has no disagreeable smell to annoy the uses. One application will convince any one of its great penetrating qualities. It has no equal for removing pain, for reducing Sprains, or for relieving Rheumatic Soreness, Stiff Joints, Inflammation, Neuralgia, Sore Throat, Bee Stings, Mosquito Bites, and Ivy Poisoning. Strengthens weak Ankles and relaxes Sore Muscles. Its great strength makes it both the best and cheapest family liniment in existence.

DIRECTIONS.—Never apply any liniment until the affected part has been thoroughly bathed with water, as hot as the patient can stand it, from five to twenty minutes. This will remove all greasy substance and

open the pores of the skin. If the skin is highly inflamed or shows tenderness, simply bathe the parts lightly, without rubbing in. When quick action is desired, apply the Liniment in greater quantity with plenty of friction, and cover with flannel cloths. Should there be too much irritation produced, apply sweet oil or vaseline.

MOSQUITO AND POISONOUS INSECT BITES will have no terrors for people who keep a bottle of Lesure's Family Liniment on hand. It kills the poison and gives instant relief. A few drops rubbed on the hands and face when camping out will keep mosquitoes away.

RHEUMATISM.—Apply the Liniment freely and take internally five-drop doses of equal parts of spirits of turpentine and oil of wintergreen three times a day. This treatment has cured many obstinate cases.

TOOTHACHE.—Saturate small lump of cotton and apply to cavity of tooth.

SORE FEET.—Many people are troubled with perspiring and tender feet. To secure foot comfort, bathe the feet once a day in cold water, adding 60 drops of Karbo Cream. Wipe dry and apply a light application of Dr. Lesure's Liniment.

ATHLETES will find Dr. Lesure's Liniment a reliable remedy in every respect for Knotted Cords, Sore Muscles, Sore Feet, Wrenched Back or Ankle, Bumps, Sprains and Bruises. Many call it "Lesure's Get There Liniment."

WARTS AND CORNS.—Apply Karbo Cream, full strength, to either Warts or Corns twice a day for 10 days, and they will disappear. Nothing better.

DANDRUFF.—There is no preparation on earth that will remove Dandruff from the scalp like one teaspoonful of Karbo Cream in a quart of warm water. Rub the solution in well with the hands, allowing it to remain for a few minutes; then rinse the hair with cold Water.

THE BATH.—Always add a tablespoonful of Karbo Cream to the water when taking a bath. It will stop

itching, and sweeten, purify, and soften the skin. Also acts as a defense against contagious diseases.

FOR PRIVATE USE as an injection or wash for either men or women. Use 15 to 20 drops in a pint of warm water. It cures urethral and vaginal discharges, reduces inflammation, stops pain, and kills all disease germs.

PERSPIRING, FETID FEET.—Karbo Cream is a valuable remedy for this obnoxious trouble. Soak the feet in a strong solution twice a week, especially during warm weather. The result will be satisfactory.

WHERE THERE IS SMALLPOX, DIPHTHERIA, SCARLET FEVER, ETC.—Use strong solution of Karbo Cream constantly. It will destroy all germs and prevent the spread of these dangerous diseases. It will also disinfect, cleanse, purify and help to heal Cuts, Wounds, Ulcers, Bites or Stings, Skin Abrasions, Chapped Hands, or sores of any kind.

A Few Things Worth Remembering

That in these days of great competition, most horsemen do their work with a rush and also feed their horses with a rush, watering in the same manner, and then kick because their horses get out of condition, or rely on some cheap stock food to help them out. Think it over

That when horses are worked hard and fed heavily, they need a good tonic and renovator to keep their digestive organs in a strong and healthy condition. Dr. Lesure's Renovator Powders keep horses well.

That cheap horse medicines are like cheap shoddy clothes—no good


That Dr. Lesure's celebrated Cough and Tonic Drops is the remedy for a sick horse that will not eat. Just place 30 drops on his tongue three times a day for a few days and note the result

That all of these famous Remedies are guaranteed by Dr. J. G. Lesure, under the Pure Food and Drugs Act of June 30, 1906, serial No. 550, and they are subject to government inspection at all times. You take no chances when using Dr. Lesure's.

Dr. Lesure's Remedies for Cows and Cattle

CATTLE ARE SUBJECT to some very dangerous diseases; but as their life is less artificial and their structure less complex, they are not liable to the great variety of ailments that affect the horse. The general pathology of the horse and ox being little different, the fundamental rules of treatment in both, when not particularized, will be found the same.

BLOAT, COLIC, OR SCOURS. — Give at once Dr. Lesure's Colic Drops in 30-drop doses; a sure and speedy cure.



RUN-DOWN CONDITION. — Dr. Lesure's Renovator Powders cure indigestion and loss of appetite, make rich red blood and greatly improve the flow of milk. One trial will convince any dairyman of the value of this treatment.

SORE TEATS, ROTTEN CLAW. — Dr. Lesure's Healing Balm is the remedy, cheap, safe and sure, for any kind of wounds.

MILK FEVER, INFLAMMATION OF THE WOMB, ETC. — Dr. Lesure's Fever Drops will be found indispensable for these ailments. This remedy should be kept at hand in every well regulated dairy stable. When a cow shows signs of fever, give at once a quart of raw linseed oil, follow with 30-drop doses of Fever

Drops every hour until four to six doses are given. With good nursing added to this treatment, no man need worry, call a veterinary surgeon, or give any other medicine. It is well to give a few doses of Fever Drops and Renovator Powders to cows before and after calving. They make healthy cows, strong calves, and pure, rich milk. The above treatment is used exclusively by a surgeon who makes dairy practice a specialty, and who has personally informed me that he never loses a case that he is called to treat in any reasonable time.

CATTLE SURGERY is in no respect different from that practised among horses. Wounds are treated in the same manner; and strains, sprains, bruises, etc., are also to be treated the same as in horses.

FOUL IN HOOF.—Cleanse with disinfectant and pack with Hoof Ointment.

CATTLE OBSTETRICS is not varied. Young cows of very full habits oftentimes have superabundant secretion of milk before calving, sometimes from cold taken. The same will occur after calving also. In either case give a mild, dry diet, or hay. Bathe the udder freely with Dr. Lesure's Fever Drops and give 30-drop doses every two hours internally. There will be no caked udder where this treatment is followed. As much pain follows these troubles, treatment should be prompt.

PROCESS OF CALVING.—Usually performed without much difficulty; sometimes, however, cross presentation takes place, and sometimes a constriction of parts prevents the natural passage of the calf. To act properly on these occasions great patience is required and much mildness; many valuable cows have been lost by brutal pulling. We have seen all the men and boys on a farm mustered to pull at a rope affixed to a calf partly protruding, which when it was finally brought away, was dead; and the mother soon died also, from the protrusion of the parts this brutal force brought about. A steady, moderate pull during the strain of the animal will assist much, if the attention has first been directed

to the situation of the calf to see that the position is such as not to obstruct its progress; otherwise the calf must be forced back and turned or placed aright. Never hurry or get excited. Give assistance at the proper time when needed, and nature will do the rest.

TO PREVENT ABORTING.—Feed Dr. Lesure's Renovator Powders; Bone meal is also advised by some as being a preventative.

FOR CONSTIPATION.—Feed well-cooked mash, carrots, and soft foods of any kind, and add a dose of Dr. Lesure's Renovator with a pint of linseed meal every day for a week or ten days.

GARGET IN COWS.—This trouble usually occurs in cows that are well-fed, and in good condition when calving. It affects mostly one or two parts of the udder, which become caked by the inflamed condition.

TREATMENT.—Give at once a quart of raw linseed oil or a pound of Epsom salts. Feed only dry food; clean hay is best for two or three days. Bathe the affected parts of the udder freely with Dr. Lesure's Fever Drops twice a day, and give internally 30-drop doses of the same three times a day for two days. Milk clean as soon as possible, and you will be pleased with the result.

SALT.—A milk cow should have at least two ounces of salt every day, as it increases the flow of milk, makes sweeter butter, and keeps the digestive organs strong, insuring a healthy, profitable cow.

POOR FEEDERS.—Cause: Musty Feed, overworked digestive apparatus, etc. Give lime-water in drink, feed two doses of Dr. Lesure's Renovator Powders daily for one week. This will bring any animal back to normal condition.

DR. LESURE'S SPECIAL LINIMENT is a great anti-septic and germ killer for foot rot and also for scabs and grub worms in sheep and mange in cattle. Every raiser of stock and every farm should keep this liniment on hand.

Dr. Lesure's

ANTISEPTIC

Healing Powder

For Domestic Animals

An Antiseptic Preparation in Powder Form

TO USE IN TREATING

Ulcerated or Raw Sores, Canker in the Ear or Mouth, Burns,
Chafing, Cuts, Scratches, Grease Heel, Thrush, Mud
Fever, Sore Shoulders, Sore Back, Sore Tongue,
Harness and Saddle Galls, Hoof Rot,
Sore Teats, Fresh Cuts

Or in fact for any purpose where an excellent healing
astringent is required.

DIRECTIONS

In all cases apply powder freely to the surface. For Raw Sores, Old Sores, or Ulcers, parts should be washed with warm water, before applying the powder.

HOW TO SECURE

Dr. Lesure's Remedies

If there is no agent in your town for my Remedies, or if he does not carry the full line, I will send you upon receipt of price:

One package Colic Drops.....	\$1.00
One bottle Spavin Lotion.....	1.00
One bottle Healing Balm (Liniment).....	.50
One bottle Lesure's Liniment (Turf Wash).....	.50
One bottle Lesure's Special Liniment...25c. 50c.	1.00
One box Hoof Ointment.....	.50
One package Worm Powders (12 doses).....	.50
One package Renovator Powders (15 days' treatment)50
One package Renovator Powders (40 days treatment)	1.00
One bottle Fever Drops.....50c. and	1.00
One bottle Cough and Tonic Drops.....50c. and	1.00
One box Veterinary Blister50
One can Antiseptic Healing Powder.....	.50
One box Gall Remedy.....25c. and	.50
One bottle Karbo Cream (Disinfectant).....	.50
One gallon Karbo Cream (Disinfectant).....	2.00

DR. J. G. LESURE

Keene, N. H.

J. N. WEBER, Gen'l Agt., 160 Sylvan Terrace, Harrisburg, Pa.

UNITED CHEMICAL CO., Gen'l Agents,

123 E. Lake St., Minneapolis, Minn.

MISSOULA DRUG CO., Gen'l Agents, Missoula, Mont.

DR. LESURE'S FAMOUS



REMEDIES