




No\* 9324.744a4

1937-30



GIVEN BY

Mass Sec'y of Comm








# ELECTION STATISTICS

1937

IN ACCORDANCE WITH THE PROVISIONS OF GENERAL LAWS,  
(TERCENTENARY EDITION) CHAPTER 54, SECTION 133

TOGETHER WITH OTHER INFORMATION RELATING TO ELECTIONS

COMPILED IN THE OFFICE OF  
FREDERIC W. COOK  
SECRETARY OF THE COMMONWEALTH



PUBLICATION OF THIS DOCUMENT APPROVED BY THE COMMISSION ON ADMINISTRATION AND FINANCE

500-3-38. No. 3362.



## TABLE OF CONTENTS

	PAGE
Letter of transmittal . . . . .	3
The "Corrupt Practices" law, returns under . . . . .	3
Elections, dates of city . . . . .	3
Mayors of cities, names of . . . . .	3
Polling places, number of . . . . .	4
Town Ballot Act . . . . .	4
List of towns voting by precincts at annual town elections . . . . .	5
Dates elections were held in cities, registered voters, and number of persons who voted . . . . .	5
Dates elections were held in towns having precincts, assessed polls, registered voters, and number of persons who voted . . . . .	27
Dates elections were held in towns having no precincts, assessed polls, registered voters, and number of persons who voted . . . . .	37
Special State Primaries	
<i>Votes for:</i>	
Congressman, Seventh District — candidates for nomination for . . . . .	41
Democratic . . . . .	41
Republican . . . . .	42
Union . . . . .	42
Congressman, Eleventh District — candidates for nomination for . . . . .	43
Democratic . . . . .	44
Republican . . . . .	44
Union . . . . .	44
Special State Elections	
<i>Votes for:</i>	
Congressman, Seventh District . . . . .	42
Congressman, Eleventh District . . . . .	44

# The Commonwealth of Massachusetts

OFFICE OF THE SECRETARY, BOSTON, JANUARY 31, 1938.

To the Honorable Senate and the House of Representatives:

I have the honor to submit herewith, in compliance with General Laws (Tercentenary Edition), chapter 54, section 133, a report of the number of registered voters in each city and the number of assessed polls and registered voters of each town, at the date of the last city and town elections, and the total number of persons who voted at each such election in every city and town, and in every voting precinct therein, and the number of votes received by each candidate for nomination and for election for a State office in the year 1937, together with other information relating to elections.

## RETURNS UNDER THE "CORRUPT PRACTICES" LAW

Since the last report special elections have been held to fill vacancies in the office of Representative in Congress in the Seventh Congressional District (September 28, 1937), and in the Eleventh Congressional District (December 14, 1937).

In compliance with the General Laws, Tercentenary Edition, chapter 55, nomination expense returns were received from forty-one candidates, thirty-four of whom reported no receipts, and twenty-six no expenditures. Total nomination receipts were reported as \$4,822.30, and expenditures, \$11,410.84.

Election expense returns were received from four candidates, all of whom reported no receipts, and two no expenditures. Total election expenditures were reported as \$869.64.

Returns were received from treasurers of twenty political committees, three of whom reported no receipts or expenditures. Total gross receipts were reported as \$26,828.40, expenditures \$26,549.87, and liabilities \$1,041.31. Of these amounts \$3,435.00 was returned both as receipts and expenditures by more than one committee.

There were submitted to the Attorney General names and addresses of nine candidates who failed to file nomination expense returns, and two who failed to file election expense returns; also the treasurers of eleven political committees who filed no returns.

Respectfully submitted,

FREDERIC W. COOK, *Secretary.*

## DATE OF CITY ELECTIONS

	<i>Mayor</i>	
Attleboro . . . . .	H. Winslow Brown . . . . .	1st Tuesday in December in every even-numbered year beginning in 1928.
Beverly . . . . .	Daniel E. McLean . . . . .	Tuesday next after 2d Monday in December.
Boston (Plan 2, accepted 1924, chapter 479) . . . . .	Frederick W. Mansfield . . . . .	Tuesday after the 1st Monday in November in every odd-numbered year, beginning in 1925.
Brockton . . . . .	Lawrence E. Crowley . . . . .	Tuesday next after 1st Monday in December in every odd-numbered year, beginning in 1923.
Cambridge (Plan B and 1921, chapter 199) . . . . .	John D. Lynch . . . . .	Tuesday next after 1st Monday in November in every odd-numbered year, beginning in 1921.
Chelsea . . . . .	Edward J. Voke . . . . .	Tuesday following the 2d Monday in November in every odd-numbered year, beginning in 1933.
Chicopee . . . . .	Anthony J. Stonina . . . . .	1st Tuesday after the 1st Monday in December.
Everett . . . . .	Frank E. Lewis . . . . .	Tuesday next after the 1st Monday in November in each odd-numbered year, beginning in 1931.
Fall River (Plan A) . . . . .	Alexander C. Murray . . . . .	3d Tuesday of December in every even-numbered year, beginning in 1934.
Fitchburg (Plan B and 1928, chapter 145) . . . . .	Robert E. Greenwood . . . . .	Tuesday next following the 1st Monday in November in each odd-numbered year, beginning in 1929.
Gardner . . . . .	James A. Timpany . . . . .	Tuesday next after 1st Monday in December.

	<i>Mayor</i>	
Gloucester . . . . .	Weston U. Friend . . . . .	Tuesday next after 1st Monday in December.
Haverhill . . . . .	George E. Dalrymple . . . . .	Tuesday next after 1st Monday in December.
Holyoke . . . . .	William P. Yoerg . . . . .	1st Tuesday in December.
Lawrence . . . . .	Walter A. Griffin . . . . .	2d Tuesday in December.
Leominster . . . . .	Harold W. Burdett . . . . .	Tuesday next after 1st Monday in December.
Lowell (Plan B and 1928, chapter 219) . . . . .	Dewey G. Archambault . . . . .	Tuesday next following 1st Monday in November in each odd-numbered year, beginning in 1929.
Lynn . . . . .	J. Fred Manning . . . . .	Tuesday next after 1st Monday in November in every odd-numbered year, beginning in 1925.
Malden (Chapter 155, Acts of 1933) . . . . .	John D. Devir . . . . .	2d Tuesday in December in each odd-numbered year, beginning in 1933.
Marlborough (Plan B and 1932, chapter 37) . . . . .	Charles A. Lyons . . . . .	1st Tuesday in November in every odd-numbered year, beginning in 1933.
Medford . . . . .	John J. Irwin . . . . .	Tuesday next following the first Monday of November in every odd-numbered year, beginning in 1931.
Melrose . . . . .	Robert A. Perkins . . . . .	2d Tuesday in December in every even-numbered year, beginning in 1922.
New Bedford . . . . .	Leo E. J. Carney . . . . .	1st Tuesday in December in every even-numbered year, beginning in 1922.
Newburyport (Plan B) . . . . .	Andrew J. Gillis . . . . .	Tuesday next after 1st Monday in December.
Newton . . . . .	Edwin O. Childs . . . . .	2d Tuesday in December. Beginning 1939, Tuesday after 1st Monday in November, biennially.
North Adams . . . . .	Dr. Francis J. O'Hara . . . . .	2d Tuesday in December.
Northampton . . . . .	Charles L. Dunn . . . . .	1st Tuesday in December in every odd-numbered year, beginning in 1927.
Peabody . . . . .	James E. McVann . . . . .	Tuesday next after 1st Monday in December.
Pittsfield . . . . .	Allen H. Bagg . . . . .	1st Tuesday after 1st Monday of November in every odd-numbered year, beginning in 1931.
Quincy (Plan A) . . . . .	Thomas S. Burgin . . . . .	Tuesday next after 1st Monday in December (1926, chapter 17 accepted Nov. 2, 1926, adoption of primaries).
Revere . . . . .	James M. O'Brien . . . . .	2d Tuesday in December in every even-numbered year, beginning in 1922.
Salem (Plan B and chapter 133, Acts of 1933) . . . . .	George J. Bates . . . . .	Tuesday next after 1st Monday in December in every odd-numbered year, beginning in 1935.
Somerville . . . . .	Leslie E. Knox . . . . .	Tuesday after 1st Monday in November in every odd-numbered year, beginning in 1925.
Springfield . . . . .	Henry Martens . . . . .	Tuesday following 1st Monday of November in every odd-numbered year, beginning in 1925.
Taunton . . . . .	Arthur E. Poole . . . . .	Tuesday next after 1st Monday in December.
Waltham (Plan B and 1926, chapter 63) . . . . .	Dr. Frederick L. MacDonald . . . . .	Tuesday next after 1st Monday in November in each odd-numbered year, beginning in 1927.
Westfield . . . . .	Raymond H. Cowing . . . . .	Tuesday following 1st Monday in November in every odd-numbered year, beginning 1937.
Woburn . . . . .	Edward W. Kenney . . . . .	2d Tuesday of November in every odd-numbered year, beginning in 1933.
Worcester . . . . .	John S. Sullivan . . . . .	Tuesday next following 1st Monday in November in each odd-numbered year, beginning in 1927.

#### NUMBER OF POLLING PLACES, 1937

<sup>1</sup> *Town elections*: 571, viz., 213 towns, 1 each; 101 towns, divided into voting precincts, 358.

<sup>2</sup> *City elections*: 32 cities, 1,077.

#### TOWN BALLOT ACT

The provisions of law by which ballots for town officers are provided at the expense of the town, have been accepted by 291 towns, wherein the method of nomination and electing town officers is similar to that for State officers.

<sup>1</sup> No election in Prescott (Acts of 1928, chap. 340, sec. 4), and in Millville (Acts of 1933, chap. 341).

<sup>2</sup> No election in Attleboro, Beverly, Fall River, Melrose, New Bedford, Peabody, Revere.

## PRECINCT VOTING IN TOWNS AT ANNUAL TOWN ELECTIONS

The provisions of law relative to precinct voting in towns at annual town elections have been accepted by the following towns:

Abington	Florida	Randolph
Acton	Foxborough	Rockland
Agawam	Framingham	Rockport
Andover	Freetown	Saugus
Arlington	Grafton	Seekonk
Ashburnham	Great Barrington	South Hadley
Athol	Groveland	Swampscott
Auburn	Hardwick	Templeton
Barnstable	Holbrook	Uxbridge
Barre	Leicester	Wakefield
Bellingham	Lexington	Walpole
Belmont	Ludlow	Warren
Braintree	Lynnfield	Watertown
Brookline	Methuen	Wellesley
Chelmsford	Milton	West Springfield
Concord	Montague	Westport
Dartmouth	Natick	Westwood
Dedham	North Andover	Weymouth
Dracut	Northbridge	Williamsburg
Easton	Palmer	Winchester
Erving	Pepperell	Winthrop
Falmouth		Yarmouth

## NUMBER OF ASSESSED POLLS, REGISTERED VOTERS, AND PERSONS WHO VOTED AT ELECTIONS

Apparent inconsistencies in the report may be accounted for, in part, as follows:

*First.* — The number of assessed male polls includes aliens and other persons who are not qualified to become registered voters.

*Second.* — The number of registered voters includes persons who are exempt from taxation and therefore are not included in the number of assessed polls.

*Third.* — Many names of voters on the list at the State election are, by reason of change of residence, erased from the list of voters at municipal elections.

CITY ELECTIONS, 1937				Date of Election	Registered Voters	Persons who voted
CITIES, WARDS AND VOTING PRECINCTS						
<b>Boston</b>	.	.	.	—	<b>344,285</b>	<b>275,138</b>
Ward	1	.	.	Nov. 2	20,422	16,403
	1	Precinct	1	2	972	776
	1		2	2	994	767
	1		3	2	928	773
	1		4	2	881	730
	1		5	2	1,033	833
	1		6	2	967	757
	1		7	2	941	722
	1		8	2	932	715
	1		9	2	977	766
	1		10	2	881	680
	1		11	2	966	775
	1		12	2	1,002	803
	1		13	2	938	750
	1		14	2	848	697
	1		15	2	819	659
	1		16	2	833	668
	1		17	2	921	743

CITY ELECTIONS, 1937				Date of Election	Registered Voters	Persons who voted
CITIES, WARDS AND VOTING PRECINCTS						
<b>Boston — Con.</b>						
Ward 1	Precinct 18	.	.	Nov. 2	887	762
	19	.	.	2	753	633
	20	.	.	2	1,029	813
	21	.	.	2	1,047	869
	22	.	.	2	873	712
Ward 2				—	13,142	10,924
	Precinct 1	.	.	Nov. 2	771	626
	2	.	.	2	713	606
	3	.	.	2	675	569
	4	.	.	2	771	637
	5	.	.	2	677	566
	6	.	.	2	902	769
	7	.	.	2	757	619
	8	.	.	2	667	577
	9	.	.	2	653	513
	10	.	.	2	795	671
	11	.	.	2	739	623
	12	.	.	2	841	701
	13	.	.	2	923	786
	14	.	.	2	734	612
	15	.	.	2	834	669
	16	.	.	2	760	628
	17	.	.	2	930	752
Ward 3				—	17,041	13,592
	Precinct 1	.	.	Nov. 2	1,037	859
	2	.	.	2	901	735
	3	.	.	2	815	660
	4	.	.	2	959	744
	5	.	.	2	881	635
	6	.	.	2	910	700
	7	.	.	2	1,010	742
	8	.	.	2	724	585
	9	.	.	2	869	686
	10	.	.	2	867	670
	11	.	.	2	791	626
	12	.	.	2	912	796
	13	.	.	2	1,018	878
	14	.	.	2	926	769
	15	.	.	2	864	722
	16	.	.	2	983	791
	17	.	.	2	936	708
	18	.	.	2	800	616
	19	.	.	2	838	670
Ward 4				—	14,084	10,353
	Precinct 1	.	.	Nov. 2	885	664
	2	.	.	2	966	749
	3	.	.	2	767	553
	4	.	.	2	948	693
	5	.	.	2	878	659
	6	.	.	2	1,028	786
	7	.	.	2	971	726
	8	.	.	2	935	738

CITY ELECTIONS, 1937				Date of Election	Registered Voters	Persons who voted
CITIES, WARDS AND VOTING PRECINCTS						
<b>Boston</b> — Con.						
Ward 4	Precinct 9	.	.	Nov. 2	922	719
4	10	.	.	2	990	753
4	11	.	.	2	932	681
4	12	.	.	2	926	652
4	13	.	.	2	1,087	802
4	14	.	.	2	822	579
4	15	.	.	2	1,027	599
Ward 5	.	.	.	—	13,945	9,885
5	Precinct 1	.	.	Nov. 2	984	736
5	2	.	.	2	1,046	772
5	3	.	.	2	872	658
5	4	.	.	2	942	689
5	5	.	.	2	961	683
5	6	.	.	2	985	682
5	7	.	.	2	980	707
5	8	.	.	2	913	643
5	9	.	.	2	589	435
5	10	.	.	2	821	590
5	11	.	.	2	814	556
5	12	.	.	2	973	678
5	13	.	.	2	774	543
5	14	.	.	2	1,049	712
5	15	.	.	2	1,242	801
Ward 6	.	.	.	—	13,039	10,809
6	Precinct 1	.	.	Nov. 2	642	543
6	2	.	.	2	617	508
6	3	.	.	2	811	672
6	4	.	.	2	848	717
6	5	.	.	2	860	709
6	6	.	.	2	821	688
6	7	.	.	2	818	656
6	8	.	.	2	819	707
6	9	.	.	2	869	731
6	10	.	.	2	807	657
6	11	.	.	2	911	742
6	12	.	.	2	879	691
6	13	.	.	2	821	674
6	14	.	.	2	889	759
6	15	.	.	2	881	725
6	16	.	.	2	746	630
Ward 7	.	.	.	—	13,690	11,275
7	Precinct 1	.	.	Nov. 2	926	764
7	2	.	.	2	836	722
7	3	.	.	2	827	676
7	4	.	.	2	841	677
7	5	.	.	2	729	595
7	6	.	.	2	805	674
7	7	.	.	2	836	683
7	8	.	.	2	800	673
7	9	.	.	2	812	678
7	10	.	.	2	771	649
7	11	.	.	2	826	698

CITY ELECTIONS, 1937				Date of Election	Registered Voters	Persons who voted
CITIES, WARDS AND VOTING PRECINCTS						
<b>Boston — Con.</b>						
Ward 7	Precinct 12	.	.	Nov. 2	735	625
7	13	.	.	2	783	631
7	14	.	.	2	855	692
7	15	.	.	2	799	624
7	16	.	.	2	828	657
7	17	.	.	2	681	557
Ward 8	.	.	.	—	11,570	9,238
8	Precinct 1	.	.	Nov. 2	667	534
8	2	.	.	2	730	599
8	3	.	.	2	742	550
8	4	.	.	2	1,021	788
8	5	.	.	2	919	733
8	6	.	.	2	785	609
8	7	.	.	2	868	693
8	8	.	.	2	879	722
8	9	.	.	2	835	677
8	10	.	.	2	776	635
8	11	.	.	2	930	743
8	12	.	.	2	904	728
8	13	.	.	2	801	660
8	14	.	.	2	713	567
Ward 9	.	.	.	—	12,535	9,734
9	Precinct 1	.	.	Nov. 2	913	682
9	2	.	.	2	1,010	785
9	3	.	.	2	900	696
9	4	.	.	2	930	707
9	5	.	.	2	911	690
9	6	.	.	2	985	737
9	7	.	.	2	898	656
9	8	.	.	2	726	537
9	9	.	.	2	943	725
9	10	.	.	2	718	588
9	11	.	.	2	512	414
9	12	.	.	2	691	567
9	13	.	.	2	798	667
9	14	.	.	2	711	581
9	15	.	.	2	889	702
Ward 10	.	.	.	—	13,257	11,259
10	Precinct 1	.	.	Nov. 2	772	638
10	2	.	.	2	834	693
10	3	.	.	2	874	768
10	4	.	.	2	794	680
10	5	.	.	2	693	607
10	6	.	.	2	731	667
10	7	.	.	2	839	728
10	8	.	.	2	912	802
10	9	.	.	2	927	722
10	10	.	.	2	1,012	814
10	11	.	.	2	698	604
10	12	.	.	2	771	633
10	13	.	.	2	848	723
10	14	.	.	2	814	711



CITY ELECTIONS, 1937				Date of Election	Registered Voters	Persons who voted
CITIES, WARDS AND VOTING PRECINCTS						
<b>Boston — Con.</b>						
Ward 10	Precinct 15	.	.	Nov. 2	784	664
	16	.	.	2	954	805
Ward 11	.	.	.	—	13,436	11,094
11	Precinct 1	.	.	Nov. 2	890	710
11	2	.	.	2	768	644
11	3	.	.	2	728	594
11	4	.	.	2	644	524
11	5	.	.	2	724	569
11	6	.	.	2	944	771
11	7	.	.	2	1,005	755
11	8	.	.	2	1,012	843
11	9	.	.	2	945	813
11	10	.	.	2	813	670
11	11	.	.	2	1,125	948
11	12	.	.	2	784	673
11	13	.	.	2	654	570
11	14	.	.	2	806	665
11	15	.	.	2	759	637
11	16	.	.	2	835	708
Ward 12	.	.	.	—	16,012	12,577
12	Precinct 1	.	.	Nov. 2	827	662
12	2	.	.	2	705	569
12	3	.	.	2	796	620
12	4	.	.	2	849	692
12	5	.	.	2	813	645
12	6	.	.	2	876	700
12	7	.	.	2	923	707
12	8	.	.	2	801	655
12	9	.	.	2	780	637
12	10	.	.	2	884	682
12	11	.	.	2	881	682
12	12	.	.	2	948	752
12	13	.	.	2	816	646
12	14	.	.	2	888	694
12	15	.	.	2	839	639
12	16	.	.	2	808	604
12	17	.	.	2	819	619
12	18	.	.	2	927	710
12	19	.	.	2	832	662
Ward 13	.	.	.	—	13,446	11,072
13	Precinct 1	.	.	Nov. 2	770	618
13	2	.	.	2	804	646
13	3	.	.	2	944	752
13	4	.	.	2	834	676
13	5	.	.	2	857	681
13	6	.	.	2	833	654
13	7	.	.	2	772	618
13	8	.	.	2	965	815
13	9	.	.	2	667	545
13	10	.	.	2	774	656
13	11	.	.	2	776	652
13	12	.	.	2	651	565

CITY ELECTIONS, 1937 CITIES, WARDS AND VOTING PRECINCTS				Date of Election	Registered Voters	Persons who voted
<b>Boston — Con.</b>						
Ward 13	Precinct 13	.	.	Nov. 2	943	790
13	14	.	.	2	906	769
13	15	.	.	2	945	772
13	16	.	.	2	1,005	863
Ward 14	.	.	.	—	20,020	15,575
14	Precinct 1	.	.	Nov. 2	1,014	802
14	2	.	.	2	921	686
14	3	.	.	2	855	634
14	4	.	.	2	972	764
14	5	.	.	2	1,059	816
14	6	.	.	2	897	728
14	7	.	.	2	903	755
14	8	.	.	2	947	737
14	9	.	.	2	970	751
14	10	.	.	2	917	710
14	11	.	.	2	888	697
14	12	.	.	2	959	743
14	13	.	.	2	1,003	775
14	14	.	.	2	932	737
14	15	.	.	2	917	668
14	16	.	.	2	943	745
14	17	.	.	2	1,009	811
14	18	.	.	2	1,042	848
14	19	.	.	2	999	700
14	20	.	.	2	970	743
14	21	.	.	2	903	725
Ward 15	.	.	.	—	13,485	10,891
15	Precinct 1	.	.	Nov. 2	1,012	805
15	2	.	.	2	945	728
15	3	.	.	2	950	778
15	4	.	.	2	843	707
15	5	.	.	2	852	719
15	6	.	.	2	970	797
15	7	.	.	2	953	767
15	8	.	.	2	876	747
15	9	.	.	2	958	766
15	10	.	.	2	904	708
15	11	.	.	2	913	750
15	12	.	.	2	952	749
15	13	.	.	2	709	582
15	14	.	.	2	816	627
15	15	.	.	2	832	661
Ward 16	.	.	.	—	17,937	14,781
16	Precinct 1	.	.	Nov. 2	879	683
16	2	.	.	2	897	707
16	3	.	.	2	886	739
16	4	.	.	2	868	738
16	5	.	.	2	902	723
16	6	.	.	2	975	805
16	7	.	.	2	910	761
16	8	.	.	2	902	769
16	9	.	.	2	865	688

CITY ELECTIONS, 1937			Date of Election	Registered Voters	Persons who voted
CITIES, WARDS AND VOTING PRECINCTS					
<b>Boston — Con.</b>					
Ward 16	Precinct 10	.	Nov. 2	872	717
16	11	.	2	873	738
16	12	.	2	907	722
16	13	.	2	892	711
16	14	.	2	866	716
16	15	.	2	912	725
16	16	.	2	915	765
16	17	.	2	906	783
16	18	.	2	924	771
16	19	.	2	902	770
16	20	.	2	884	750
Ward 17			—	17,009	13,854
17	Precinct 1	.	Nov. 2	848	702
17	2	.	2	714	569
17	3	.	2	625	473
17	4	.	2	885	705
17	5	.	2	871	718
17	6	.	2	817	687
17	7	.	2	891	739
17	8	.	2	910	746
17	9	.	2	964	784
17	10	.	2	816	644
17	11	.	2	862	732
17	12	.	2	901	720
17	13	.	2	935	732
17	14	.	2	909	705
17	15	.	2	912	739
17	16	.	2	841	687
17	17	.	2	811	675
17	18	.	2	838	710
17	19	.	2	916	753
17	20	.	2	743	634
Ward 18			—	20,081	15,818
18	Precinct 1	.	Nov. 2	903	696
18	2	.	2	1,017	681
18	3	.	2	1,007	757
18	4	.	2	955	765
18	5	.	2	951	709
18	6	.	2	925	717
18	7	.	2	922	777
18	8	.	2	923	714
18	9	.	2	927	768
18	10	.	2	1,055	845
18	11	.	2	1,082	880
18	12	.	2	1,066	840
18	13	.	2	937	754
18	14	.	2	903	722
18	15	.	2	999	818
18	16	.	2	937	759
18	17	.	2	927	736
18	18	.	2	960	745
18	19	.	2	876	678
18	20	.	2	883	725
18	21	.	2	926	732

CITY ELECTIONS, 1937				Date of Election	Registered Voters	Persons who voted
CITIES, WARDS AND VOTING PRECINCTS						
<b>Boston — Con.</b>						
Ward 19	.	.	.	—	15,839	13,241
19	Precinct 1	.	.	Nov. 2	1,017	845
19	2	.	.	2	996	824
19	3	.	.	2	967	834
19	4	.	.	2	1,019	848
19	5	.	.	2	987	792
19	6	.	.	2	996	842
19	7	.	.	2	804	635
19	8	.	.	2	967	836
19	9	.	.	2	832	713
19	10	.	.	2	985	835
19	11	.	.	2	958	815
19	12	.	.	2	942	787
19	13	.	.	2	946	802
19	14	.	.	2	776	633
19	15	.	.	2	949	777
19	16	.	.	2	959	806
19	17	.	.	2	739	617
Ward 20	.	.	.	—	20,392	17,014
20	Precinct 1	.	.	Nov. 2	970	801
20	2	.	.	2	914	731
20	3	.	.	2	898	761
20	4	.	.	2	907	747
20	5	.	.	2	932	778
20	6	.	.	2	981	862
20	7	.	.	2	890	737
20	8	.	.	2	963	799
20	9	.	.	2	907	754
20	10	.	.	2	983	837
20	11	.	.	2	907	749
20	12	.	.	2	864	730
20	13	.	.	2	963	816
20	14	.	.	2	955	797
20	15	.	.	2	923	729
20	16	.	.	2	982	792
20	17	.	.	2	971	811
20	18	.	.	2	899	755
20	19	.	.	2	922	798
20	20	.	.	2	890	756
20	21	.	.	2	915	759
20	22	.	.	2	856	715
Ward 21	.	.	.	—	18,394	13,013
21	Precinct 1	.	.	Nov. 2	1,190	799
21	2	.	.	2	1,098	755
21	3	.	.	2	1,087	753
21	4	.	.	2	938	660
21	5	.	.	2	925	680
21	6	.	.	2	1,024	742
21	7	.	.	2	1,175	788
21	8	.	.	2	1,028	716
21	9	.	.	2	884	601
21	10	.	.	2	748	581
21	11	.	.	2	1,169	833
21	12	.	.	2	1,180	866

CITY ELECTIONS, 1937			Date of Election	Registered Voters	Persons who voted
CITIES, WARDS AND VOTING PRECINCTS					
<b>Boston — Con.</b>					
Ward 21	Precinct 13	.	Nov. 2	901	593
21	14	.	2	1,039	682
21	15	.	2	1,038	727
21	16	.	2	932	728
21	17	.	2	961	761
21	18	.	2	1,078	748
Ward 22	.	.	—	15,509	12,736
22	Precinct 1	.	Nov. 2	745	588
22	2	.	2	912	743
22	3	.	2	845	686
22	4	.	2	790	647
22	5	.	2	827	761
22	6	.	2	944	768
22	7	.	2	853	719
22	8	.	2	896	742
22	9	.	2	1,008	751
22	10	.	2	1,011	837
22	11	.	2	983	818
22	12	.	2	906	743
22	13	.	2	986	830
22	14	.	2	973	810
22	15	.	2	928	752
22	16	.	2	995	762
22	17	.	2	907	779
<b>Brockton</b>					
Ward 1	Precinct A	.	Dec. 7	33,868	28,359
1	B	.	7	924	728
1	C	.	7	929	734
1	D	.	7	989	806
1	E	.	7	1,254	1,020
2	A	.	7	1,532	1,241
2	B	.	7	1,115	926
2	C	.	7	1,059	895
2	D	.	7	1,009	863
2	E	.	7	1,277	1,053
3	A	.	7	1,088	870
3	B	.	7	1,202	995
3	C	.	7	902	721
3	D	.	7	1,138	922
3	E	.	7	1,607	1,304
4	A	.	7	1,607	1,304
4	B	.	7	1,123	965
4	C	.	7	1,142	994
4	D	.	7	1,196	1,030
5	A	.	7	1,428	1,228
5	B	.	7	1,403	1,219
5	C	.	7	1,279	1,118
6	A	.	7	1,034	909
6	B	.	7	1,145	970
6	C	.	7	1,512	1,287
6	D	.	7	1,114	932
7	A	.	7	1,078	927
7	B	.	7	1,024	864
7	C	.	7	1,092	927
7	D	.	7	936	788
7	E	.	7	1,337	1,123

CITY ELECTIONS, 1937 CITIES, WARDS AND VOTING PRECINCTS			Date of Election	Registered Voters	Persons who voted
<b>Cambridge</b>				<b>49,734</b>	<b>40,925</b>
Ward 1	Precinct 1	.	Nov. 2	992	908
1	2	.	2	1,046	946
1	3	.	2	979	894
1	4	.	2	952	851
1	5	.	2	861	768
2	1	.	2	327	292
2	2	.	2	1,181	1,030
2	3	.	2	829	692
2	4	.	2	807	671
2	5	.	2	771	615
3	1	.	2	831	743
3	2	.	2	880	772
3	3	.	2	778	673
3	4	.	2	927	785
3	5	.	2	831	712
4	1	.	2	547	460
4	2	.	2	780	598
4	3	.	2	957	751
4	4	.	2	1,180	883
4	5	.	2	1,155	827
5	1	.	2	921	749
5	2	.	2	1,027	861
5	3	.	2	1,249	1,028
5	4	.	2	1,058	911
6	1	.	2	964	797
6	2	.	2	763	652
6	3	.	2	971	795
6	4	.	2	857	715
7	1	.	2	1,028	736
7	2	.	2	867	713
7	3	.	2	864	597
7	4	.	2	1,134	953
7	5	.	2	577	363
8	1	.	2	1,127	783
8	2	.	2	1,043	683
8	3	.	2	877	668
8	4	.	2	837	647
9	1	.	2	1,190	971
9	2	.	2	1,081	890
9	3	.	2	862	611
9	4	.	2	817	669
9	5	.	2	1,023	934
9	6	.	2	791	673
10	1	.	2	897	748
10	2	.	2	1,135	735
10	3	.	2	863	712
10	4	.	2	918	809
10	5	.	2	1,194	1,036
11	1	.	2	830	725
11	2	.	2	898	773
11	3	.	2	1,140	1,038
11	4	.	2	993	915
11	5	.	2	1,327	1,164

CITY ELECTIONS, 1937				Date of Election	Registered Voters	Persons who voted
CITIES, WARDS AND VOTING PRECINCTS						
<b>Chelsea</b>				—	<b>17,240</b>	<b>13,481</b>
Ward	1	Precinct	1	Oct. 19	1,146	860
	1		2	19	1,541	1,245
	2		1	19	1,514	1,222
	2		2	19	1,666	1,315
	3		1	19	2,451	1,966
	3		2	19	1,619	1,320
	4		1	19	684	562
	4		2	19	1,778	1,555
	5		1	19	2,362	1,614
	5		2	19	2,479	1,822
<b>Chicopee</b>				—	<b>19,070</b>	<b>17,016</b>
Ward	1			Dec. 7	952	902
	2	Precinct	A	7	1,206	1,071
	2		B	7	1,126	981
	3		A	7	1,447	1,298
	3		B	7	636	574
	4		A	7	1,323	1,217
	4		B	7	1,124	957
	4		C	7	1,141	983
	5		A	7	1,086	972
	5		B	7	1,016	912
	5		C	7	991	853
	6			7	1,443	1,277
	7		A	7	1,252	1,135
	7		B	7	932	792
	7		C	7	1,149	1,024
	7		D	7	1,148	1,073
	7		E	7	1,098	995
<b>Everett</b>				—	<b>20,875</b>	<b>13,579</b>
Ward	1			Oct. 13	1,311	985
	2	Precinct	1	13	1,562	945
	2		2	13	1,597	953
	2		3	13	1,459	920
	3		1	13	1,625	1,084
	3		2	13	1,141	777
	3		3	13	1,382	891
	3		4	13	1,082	702
	3		5	13	1,208	789
	4		1	13	1,240	769
	4		2	13	838	507
	4		3	13	1,174	762
	5		1	13	893	628
	5		2	13	963	679
	6		1	13	1,230	798
	6		2	13	1,006	631
	6		3	13	1,164	759
<b>Fitchburg</b>				—	<b>18,964</b>	<b>15,426</b>
Ward	1	Precinct	A	Nov. 2	1,356	1,113
	1		B	2	1,275	1,028
	1		C	2	893	712
	2		A	2	1,242	977
	2		B	2	1,769	1,520

CITY ELECTIONS, 1937 CITIES, WARDS AND VOTING PRECINCTS			Date of Election	Registered Voters	Persons who voted
<b>Fitchburg — Con.</b>					
Ward 2	Precinct C		Nov. 2	947	805
2	D		2	727	586
3	A		2	1,480	1,152
3	B		2	907	777
4	A		2	1,125	881
4	B		2	1,332	1,043
5	A		2	796	644
5	B		2	1,383	1,093
6	A		2	1,243	1,083
6	B		2	1,239	1,029
6	C		2	1,250	983
<b>Gardner</b>					
Ward 1			Nov. —	<b>8,044</b>	<b>6,916</b>
2	Precinct A		2	1,366	1,148
2	B		2	953	825
3	A		2	956	845
3	B		2	982	875
4			2	683	622
4			2	1,551	1,296
5			2	1,553	1,305
<b>Gloucester</b>					
Ward 1	Precinct 1		Dec. —	<b>11,722</b>	<b>9,045</b>
2	1		7	1,184	872
2	2		7	906	710
3	1		7	1,314	1,002
4	1		7	1,472	1,130
5	1		7	1,156	849
6	1		7	1,614	1,257
6	2		7	1,326	1,042
7	1		7	741	598
8	1		7	793	631
8	2		7	197	163
8	2		7	607	469
8	3		7	412	322
<b>Haverhill</b>					
Ward 1	Precinct 1		Dec. —	<b>22,489</b>	<b>17,430</b>
2	1		7	1,258	922
3	1		7	1,331	962
3	1		7	862	719
4	1		7	1,563	1,160
4	2		7	1,222	908
5	1		7	1,070	864
5	2		7	2,184	1,800
5	3		7	1,770	1,445
5	4		7	734	624
6	1		7	1,196	941
6	2		7	1,130	972
6	3		7	1,173	844
6	4		7	972	745
6	5		7	1,319	929
7	1		7	1,644	1,242
7	2		7	1,566	1,231
7	3		7	1,495	1,122




CITY ELECTIONS, 1937				Date of Election	Registered Voters	Persons who voted
CITIES, WARDS AND VOTING PRECINCTS						
<b>Holyoke</b>				—	<b>28,196</b>	<b>23,521</b>
Ward	1	Precinct	A	Dec. 7	929	791
	1		B	7	936	812
	1		C	7	884	736
	2		A	7	1,037	934
	2		B	7	1,064	929
	2		C	7	978	845
	3		A	7	808	678
	3		B	7	736	597
	3		C	7	810	670
	3		D	7	1,116	890
	3		E	7	1,210	933
	4		A	7	888	749
	4		B	7	815	676
	4		C	7	984	865
	4		D	7	865	755
	5		A	7	880	735
	5		B	7	1,065	875
	5		C	7	1,312	1,115
	5		D	7	1,339	1,129
	6		A	7	1,261	1,033
	6		B	7	1,015	839
	6		C	7	791	656
	6		D	7	1,115	873
	6		E	7	666	527
	7		A	7	1,075	870
	7		B	7	831	702
	7		C	7	1,128	927
	7		D	7	782	644
	7		E	7	876	736
<b>Lawrence</b>				—	<b>39,722</b>	<b>31,517</b>
Ward	1	Precinct	1	Dec. 14	794	657
	1		2	14	1,423	1,114
	1		3	14	1,584	1,277
	1		4	14	694	541
	1		5	14	1,027	823
	1		6	14	1,137	901
	2		1	14	1,838	1,432
	2		2	14	1,854	1,489
	2		3	14	1,279	1,066
	2		4	14	963	805
	3		1	14	946	690
	3		2	14	952	740
	3		3	14	1,072	902
	3		4	14	1,316	1,053
	4		1	14	1,187	857
	4		2	14	1,156	882
	4		3	14	1,093	910
	4		4	14	1,017	810
	5		1	14	1,464	1,135
	5		2	14	1,458	1,166
	5		3	14	1,387	1,072
	5		4	14	741	585
	5		5	14	998	741
	5		6	14	1,528	1,220

CITY ELECTIONS, 1937				Date of Election	Registered Voters	Persons who voted
CITIES, WARDS AND VOTING PRECINCTS						
<b>Lawrence — Con.</b>						
Ward	5	Precinct	7	Dec. 14	1,136	823
	6		1	14	1,307	1,065
	6		2	14	1,012	839
	6		3	14	1,159	922
	6		4	14	926	784
	6		5	14	895	707
	6		6	14	1,479	1,184
	6		7	14	1,465	1,191
	6		8	14	1,435	1,134
<b>Leominster</b>				—	<b>10,305</b>	<b>7,579</b>
Ward	1			Nov. 2	1,647	1,243
	2	Precinct	A	2	1,813	1,314
	2		B	2	963	710
	3			2	1,907	1,428
	4			2	1,555	1,193
	5		A	2	1,054	765
	5		B	2	1,366	926
<b>Lowell</b>				—	<b>47,435</b>	<b>41,581</b>
Ward	1	Precinct	1	Nov. 2	626	540
	1		2	2	1,131	963
	1		3	2	1,329	1,190
	1		4	2	1,330	1,148
	2		1	2	964	1,042
	2		2	2	1,274	845
	2		3	2	514	463
	2		4	2	1,641	1,447
	3		1	2	1,044	899
	3		2	2	1,050	906
	3		3	2	828	703
	3		4	2	880	746
	3		5	2	1,193	993
	4		1	2	1,287	1,106
	4		2	2	881	765
	4		3	2	1,298	1,089
	4		4	2	1,350	1,176
	5		1	2	1,070	993
	5		2	2	1,066	965
	5		3	2	912	802
	5		4	2	1,231	1,066
	6		1	2	1,086	955
	6		2	2	1,103	1,074
	6		3	2	1,001	917
	6		4	2	1,016	913
	7		1	2	1,080	966
	7		2	2	1,357	1,245
	7		3	2	1,311	1,201
	7		4	2	1,327	1,231
	8		1	2	962	812
	8		2	2	1,084	907
	8		3	2	1,255	1,097
	8		4	2	1,190	1,000
	9		1	2	1,090	940
	9		2	2	1,458	1,292
	9		3	2	924	805

CITY ELECTIONS, 1937 CITIES, WARDS AND VOTING PRECINCTS			Date of Election	Registered Voters	Persons who voted
<b>Lowell — Con.</b>					
Ward 10	Precinct 1	.	Nov. 2	893	804
	2	.	2	1,040	905
	3	.	2	938	831
	4	.	2	958	811
	1	.	2	1,079	944
	2	.	2	647	571
	3	.	2	833	729
	4	.	2	904	784
				<b>45,959</b>	<b>25,553</b>
<b>Lynn</b>					
Ward 1	Precinct 1	.	Nov. 2	1,195	634
	2	.	2	915	509
	3	.	2	1,009	611
	1	.	2	956	630
	2	.	2	1,060	544
	3	.	2	1,264	643
	4	.	2	1,023	515
	1	.	2	1,120	514
	2	.	2	1,223	671
	3	.	2	1,373	716
	4	.	2	1,297	609
	5	.	2	1,024	426
	6	.	2	980	516
	7	.	2	1,101	482
	8	.	2	720	358
	9	.	2	1,151	731
	10	.	2	1,327	603
	1	.	2	1,354	652
	2	.	2	1,204	523
	3	.	2	873	406
	4	.	2	650	295
	5	.	2	1,026	565
	6	.	2	863	385
	7	.	2	797	423
	8	.	2	824	448
	1	.	2	979	589
	2	.	2	1,024	579
	3	.	2	1,189	715
	4	.	2	845	475
	5	.	2	1,077	742
	6	.	2	1,220	670
	7	.	2	955	576
	8	.	2	965	467
	1	.	2	854	431
	2	.	2	667	427
	3	.	2	1,076	716
	4	.	2	794	454
	5	.	2	1,023	692
	6	.	2	1,164	797
	7	.	2	939	499
	8	.	2	793	535
	9	.	2	1,201	736
	1	.	2	772	583
	2	.	2	881	645
	3	.	2	1,212	816

CITY ELECTIONS, 1937				Date of Election	Registered Voters	Persons who voted
CITIES, WARDS AND VOTING PRECINCTS						
<b>Malden</b>				—	<b>25,832</b>	<b>20,291</b>
Ward 1	Precinct 1	.	.	Nov. 9	927	742
	2	.	.	9	1,142	926
	3	.	.	9	1,292	1,027
	1	.	.	9	1,215	1,090
	2	.	.	9	1,559	1,418
	3	.	.	9	1,246	835
	2	.	.	9	1,744	1,411
	3	.	.	9	1,455	1,025
	1	.	.	9	1,562	1,208
	2	.	.	9	1,066	815
	1	.	.	9	1,167	877
	2	.	.	9	1,812	1,428
	3	.	.	9	1,473	1,122
	1	.	.	9	1,284	1,018
	2	.	.	9	1,713	1,279
	3	.	.	9	1,786	1,393
	1	.	.	9	1,573	1,254
	2	.	.	9	1,816	1,423
<b>Marlborough</b>				—	<b>8,501</b>	<b>7,364</b>
Ward 1		.	.	Nov. 2	1,319	1,128
	2	.	.	2	982	844
	3	.	.	2	1,221	1,097
	4	.	.	2	1,452	1,227
	5	.	.	2	1,167	988
	6	.	.	2	1,093	972
	7	.	.	2	1,267	1,108
<b>Medford</b>				—	<b>29,413</b>	<b>23,245</b>
Ward 1	Precinct 1	.	.	Nov. 2	1,224	1,012
	2	.	.	2	1,122	930
	3	.	.	2	1,313	1,065
	1	.	.	2	967	801
	2	.	.	2	1,332	1,092
	3	.	.	2	1,211	1,005
	1	.	.	2	1,139	902
	2	.	.	2	2,271	1,784
	3	.	.	2	1,263	933
	4	.	.	2	1,233	984
	1	.	.	2	1,250	982
	2	.	.	2	1,638	1,258
	3	.	.	2	1,001	768
	1	.	.	2	1,326	1,094
	2	.	.	2	756	625
	3	.	.	2	1,814	1,438
	4	.	.	2	1,124	910
	1	.	.	2	1,471	1,133
	2	.	.	2	1,456	1,103
	3	.	.	2	1,333	928
	4	.	.	2	868	646
	1	.	.	2	662	563
	2	.	.	2	1,639	1,289

CITY ELECTIONS, 1937				Date of Election	Registered Voters	Persons who voted
CITIES, WARDS AND VOTING PRECINCTS						
<b>Newburyport</b>				—	<b>8,256</b>	<b>6,898</b>
Ward 1	Precinct 1			Dec. 7	1,356	1,090
	2			7	1,608	1,381
	3			7	1,125	967
	4			7	996	826
	5			7	1,428	1,192
	6			7	1,743	1,442
<b>Newton</b>				—	<b>34,865</b>	<b>16,245</b>
Ward 1	Precinct 1			Dec. 14	1,167	836
	1			14	2,090	1,107
	2			14	1,423	825
	2			14	1,662	692
	2			14	913	683
	2			14	1,253	435
	2			14	839	425
	3			14	2,014	1,216
	3			14	1,714	983
	3			14	1,519	884
	4			14	1,957	1,029
	4			14	393	244
	4			14	1,202	648
	5			14	1,351	618
	5			14	1,636	643
	5			14	2,259	760
	5			14	1,772	660
	6			14	1,301	386
	6			14	2,267	798
	6			14	1,274	293
	6			14	1,678	585
	7			14	1,172	583
	7			14	2,009	912
<b>North Adams</b>				—	<b>10,900</b>	<b>3,964</b>
Ward 1	Precinct 1			Dec. 14	783	281
	1			14	848	389
	2			14	1,481	534
	3			14	1,388	553
	4			14	1,649	587
	5			14	1,896	731
	6			14	1,302	452
	7			14	1,553	437
<b>Northampton</b>				—	<b>11,284</b>	<b>8,409</b>
Ward 1				Dec. 7	1,299	916
				7	1,993	1,364
				7	2,039	1,548
				7	1,870	1,454
				7	1,625	1,269
				7	1,381	1,060
	Precinct A			7	610	426
	B			7	467	372
<b>Pittsfield</b>				—	<b>22,997</b>	<b>17,846</b>
Ward 1	Precinct A			Nov. 2	1,524	1,161
	B			2	1,658	1,339



CITY ELECTIONS, 1937				Date of Election	Registered Voters	Persons who voted
CITIES, WARDS AND VOTING PRECINCTS						
<b>Pittsfield</b> —Con.						
Ward	2	Precinct	A	Nov. 2	1,593	1,251
	2		B	2	2,009	1,459
	3		A	2	1,610	1,206
	3		B	2	1,856	1,410
	4		A	2	1,922	1,407
	4		B	2	1,506	1,164
	5		A	2	1,409	1,098
	5		B	2	1,728	1,325
	6		A	2	1,758	1,334
	6		B	2	1,444	1,125
	7		A	2	1,354	1,160
	7		B	2	1,626	1,407
					<b>37,248</b>	<b>14,314</b>
<b>Quincy</b>				—		
Ward	1	Precinct	1	Dec. 7	832	281
	1		2	7	1,433	417
	1		3	7	1,322	427
	1		4	7	1,536	628
	1		5	7	1,448	624
	1		6	7	1,270	493
	2		1	7	1,424	802
	2		2	7	1,401	760
	2		3	7	1,110	595
	2		4	7	752	307
	3		1	7	1,238	671
	3		2	7	1,475	679
	3		3	7	1,078	472
	3		4	7	766	548
	4		1	7	1,202	719
	4		2	7	1,160	581
	4		3	7	1,227	508
	5		1	7	1,406	444
	5		2	7	1,552	395
	5		3	7	1,190	241
	5		4	7	1,173	218
	5		5	7	1,549	274
	5		6	7	1,627	358
	5		7	7	1,033	204
	6		1	7	1,029	419
	6		2	7	1,636	491
	6		3	7	1,336	482
	6		4	7	1,403	610
	6		5	7	643	291
	6		6	7	997	375
					<b>22,222</b>	<b>19,531</b>
<b>Salem</b>				—		
Ward	1	Precinct	1	Dec. 7	336	305
	1		2	7	1,165	1,090
	1		3	7	920	805
	2		1	7	1,228	1,125
	2		2	7	1,148	1,020
	2		3	7	1,065	914
	3		1	7	825	704
	3		2	7	956	837
	3		3	7	721	666

CITY ELECTIONS, 1937				Date of Election	Registered Voters	Persons who voted
CITIES, WARDS AND VOTING PRECINCTS						
<b>Salem — Con.</b>						
Ward	4	Precinct	1	Dec. 7	905	755
	4		2	7	972	848
	4		3	7	1,083	947
	5		1	7	1,688	1,501
	5		2	7	1,539	1,371
	5		3	7	1,209	1,051
	5		4	7	1,009	853
	5		5	7	1,621	1,413
	6		1	7	1,402	1,204
	6		2	7	1,348	1,189
	6		3	7	1,082	933
					<b>45,237</b>	<b>36,969</b>
<b>Somerville</b>						
Ward	1	Precinct	1	Nov. 2	1,490	1,199
	1		2	2	1,742	1,444
	1		3	2	1,012	875
	1		4	2	1,532	1,235
	2		1	2	973	853
	2		2	2	1,394	1,193
	2		3	2	754	636
	2		4	2	1,573	1,332
	2		5	2	1,532	1,182
	3		1	2	1,286	1,100
	3		2	2	1,259	1,038
	3		3	2	1,772	1,464
	3		4	2	1,811	1,488
	4		1	2	1,490	1,167
	4		2	2	1,802	1,364
	4		3	2	1,252	977
	4		4	2	1,521	1,238
	4		5	2	1,255	978
	5		1	2	1,654	1,370
	5		2	2	1,673	1,389
	5		3	2	1,738	1,470
	5		4	2	1,676	1,337
	6		1	2	1,524	1,228
	6		2	2	1,396	1,100
	6		3	2	1,653	1,298
	6		4	2	1,736	1,418
	7		1	2	1,485	1,223
	7		2	2	1,265	1,081
	7		3	2	1,419	1,174
	7		4	2	1,205	1,014
	7		5	2	1,363	1,104
					<b>67,247</b>	<b>49,881</b>
<b>Springfield</b>						
Ward	1	Precinct	A	Nov. 2	987	698
	1		B	2	1,524	1,130
	1		C	2	1,401	1,008
	1		D	2	1,221	858
	1		E	2	918	664
	1		F	2	1,127	790
	2		A	2	1,865	1,408
	2		B	2	1,105	819
	2		C	2	1,705	1,312

CITY ELECTIONS, 1937 CITIES, WARDS AND VOTING PRECINCTS			Date of Election	Registered Voters	Persons who voted
<b>Springfield — Con.</b>					
Ward	2	Precinct D	Nov. 2	2,115	1,595
	2	E	2	1,574	1,251
	2	F	2	1,137	784
	2	G	2	1,458	1,016
	3	A	2	1,432	986
	3	B	2	1,507	1,112
	3	C	2	1,772	1,246
	3	D	2	1,659	1,128
	3	E	2	1,830	1,313
	3	F	2	1,769	1,294
	3	G	2	1,267	939
	3	H	2	1,437	1,108
	4	A	2	1,266	945
	4	B	2	1,068	801
	4	C	2	1,318	983
	4	D	2	1,450	1,140
	4	E	2	1,096	843
	4	F	2	1,270	922
	5	A	2	1,105	810
	5	B	2	1,009	763
	5	C	2	1,627	1,160
	5	D	2	1,415	1,189
	5	E	2	1,900	1,424
	6	A	2	1,074	772
	6	B	2	1,139	887
	6	C	2	1,360	1,019
	6	D	2	1,672	1,250
	6	E	2	1,145	822
	6	F	2	1,195	891
	6	G	2	968	756
	7	A	2	1,259	902
	7	B	2	1,243	959
	7	C	2	1,750	1,261
	7	D	2	1,942	1,461
	7	E	2	1,812	1,341
	8	A	2	1,648	1,287
	8	B	2	1,796	1,309
	8	C	2	1,520	1,214
	8	D	2	390	311
<b>Taunton</b>					
Ward	1	Precinct A	Dec. 7	17,428	13,116
	1	B	7	1,792	1,245
	1	C	7	265	196
	2	A	7	310	213
	2	B	7	692	529
	3		7	798	532
	4		7	1,306	1,047
	4	A	7	1,768	1,316
	4	B	7	712	584
	5	A	7	1,476	1,104
	5	B	7	1,508	1,238
	6		7	1,647	1,401
	7	A	7	1,573	1,115
	7	B	7	662	509
	8	A	7	1,495	986
	8	B	7	1,424	1,101



CITY ELECTIONS, 1937				Date of Election	Registered Voters	Persons who voted
CITIES, WARDS AND VOTING PRECINCTS						
<b>Waltham</b>				—	<b>19,174</b>	<b>16,051</b>
Ward 1	Precinct 1	.	.	Nov. 2	1,515	1,296
	2	.	.	2	1,545	1,316
	3	.	.	2	864	743
	1	.	.	2	1,402	1,043
	2	.	.	2	1,460	1,240
	3	.	.	2	885	729
	1	.	.	2	1,119	972
	2	.	.	2	1,005	851
	1	.	.	2	1,660	1,423
	2	.	.	2	1,124	950
	.	.	.	2	1,770	1,423
	1	.	.	2	901	738
	2	.	.	2	1,239	1,012
	3	.	.	2	1,281	1,078
	.	.	.	2	1,404	1,237
<b>Westfield</b>				—	<b>8,482</b>	<b>6,571</b>
Ward 1	.	.	.	Nov. 2	1,622	1,270
	.	.	.	2	1,815	1,434
	.	.	.	2	1,454	1,123
	.	.	.	2	1,919	1,457
	.	.	.	2	1,672	1,287
<b>Woburn</b>				—	<b>10,140</b>	<b>8,692</b>
Ward 1	.	.	.	Nov. 9	1,703	1,493
	.	.	.	9	1,857	1,607
	.	.	.	9	1,669	1,431
	.	.	.	9	1,830	1,563
	.	.	.	9	818	692
	.	.	.	9	1,623	1,360
	.	.	.	9	640	546
<b>Worcester</b>				—	<b>89,979</b>	<b>72,796</b>
Ward 1	Precinct 1	.	.	Nov. 2	1,242	985
	2	.	.	2	888	720
	3	.	.	2	1,150	963
	4	.	.	2	1,520	1,271
	5	.	.	2	1,195	949
	6	.	.	2	1,125	963
	7	.	.	2	1,117	874
	8	.	.	2	1,012	795
	1	.	.	2	1,348	1,035
	2	.	.	2	804	663
	3	.	.	2	1,451	1,198
	4	.	.	2	1,145	949
	5	.	.	2	984	732
	6	.	.	2	1,222	952
	7	.	.	2	1,342	1,149
	8	.	.	2	982	785
	1	.	.	2	1,420	1,087
	2	.	.	2	1,051	764
	3	.	.	2	974	899
	4	.	.	2	1,724	1,376
	5	.	.	2	991	770
	6	.	.	2	1,127	874

CITY ELECTIONS, 1937 CITIES, WARDS AND VOTING PRECINCTS		Date of Election	Registered Voters	Persons who voted
<b>Worcester — Con.</b>				
Ward 3	Precinct 7	Nov. 2	826	619
3	8	2	947	796
4	1	2	1,631	1,336
4	2	2	1,065	807
4	3	2	1,077	835
4	4	2	1,017	830
4	5	2	1,000	781
4	6	2	1,161	948
4	7	2	1,258	974
4	8	2	1,105	830
4	9	2	998	795
5	1	2	915	782
5	2	2	1,215	1,029
5	3	2	1,488	1,231
5	4	2	890	780
5	5	2	1,446	1,186
5	6	2	1,141	1,003
5	7	2	972	805
6	1	2	1,075	856
6	2	2	982	846
6	3	2	982	845
6	4	2	1,064	921
6	5	2	1,031	862
6	6	2	1,296	1,049
6	7	2	1,271	1,051
6	8	2	918	760
7	1	2	910	774
7	2	2	1,369	1,142
7	3	2	943	790
7	4	2	1,545	1,326
7	5	2	1,275	1,114
7	6	2	1,295	897
7	7	2	1,513	1,236
7	8	2	818	708
8	1	2	1,131	886
8	2	2	1,420	1,180
8	3	2	1,649	1,283
8	4	2	1,547	1,274
8	5	2	856	699
8	6	2	949	763
9	1	2	1,418	1,051
9	2	2	1,500	1,167
9	3	2	1,518	1,156
9	4	2	1,303	1,049
9	5	2	1,311	1,110
9	6	2	1,051	858
9	7	2	1,174	922
10	1	2	1,650	1,264
10	2	2	1,755	1,377
10	3	2	989	791
10	4	2	1,022	829
10	5	2	1,479	1,243
10	6	2	1,062	846
10	7	2	942	751

TOWNS AND VOTING PRECINCTS		TOWN ELECTIONS, 1937			
		Date of Election	Assessed Polls	Registered Voters	Persons who voted
<b>Abington*</b>	.	—	<b>1,712</b>	<b>3,227</b>	<b>1,699</b>
Precinct	1	Mar. 8	759	1,567	854
	2	—	953	1,660	845
<b>Acton*</b>	.	—	<b>884</b>	<b>1,501</b>	<b>192</b>
Precinct	1	Mar. 1	262	421	49
	2	—	339	555	60
	3	—	283	525	83
<b>Acushnet*</b>	.	—	<b>1,164</b>	<b>1,609</b>	<b>1,349</b>
Precinct	1	Mar. 1	1,004	1,349	—
	2	—	160	260	—
<b>Adams*</b>	.	—	<b>3,816</b>	<b>6,237</b>	<b>4,813</b>
Precinct	1	Mar. 1	—	—	—
	2	—	—	—	—
	3	—	—	—	—
	4	—	—	—	—
	5	—	—	—	—
<b>Agawam*</b>	.	—	<b>2,294</b>	<b>3,323</b>	<b>2,080</b>
Precinct	A	Feb. 1	821	1,220	848
	B	—	626	844	543
	C	—	847	1,259	689
<b>Andover*</b>	.	—	<b>3,369</b>	<b>5,895</b>	<b>3,325</b>
Precinct	1	Mar. 1	639	1,301	—
	2	—	781	1,401	—
	3	—	679	1,147	—
	4	—	372	489	—
	5	—	339	561	—
	6	—	559	996	—
<b>Arlington*</b>	.	—	<b>11,028</b>	<b>20,618</b>	<b>6,570</b>
Precinct	1	Mar. 1	759	1,399	497
	2	—	1,039	1,770	317
	3	—	544	1,156	315
	4	—	799	1,502	386
	5	—	853	1,303	367
	6	—	622	1,412	636
	7	—	789	1,523	512
	8	—	649	1,433	601
	9	—	661	1,340	491
	10	—	845	1,553	502
	11	—	812	1,393	438
	12	—	878	1,755	512
	13	—	901	1,539	541
	14	—	877	1,540	455
<b>Ashburnham*</b>	.	—	<b>652</b>	<b>987</b>	<b>474</b>
Precinct	1	Mar. 1	380	595	250
	2	—	272	392	224
<b>Athol*</b>	.	—	<b>3,601</b>	<b>5,056</b>	<b>2,368</b>
Precinct	1	Feb. 1	1,197	1,920	833
	2	—	2,404	3,136	1,535

\*Official ballots used at town elections.

TOWNS AND VOTING PRECINCTS	TOWN ELECTIONS, 1937			
	Date of Election	Assessed Polls	Registered Voters	Persons who voted
<b>Auburn*</b>	—	<b>1,940</b>	<b>3,026</b>	<b>1,958</b>
Precinct 1	Feb. 8	650	1,046	758
2	—	1,057	1,566	982
3	—	233	414	218
<b>Barnstable*</b>	—	<b>2,674</b>	<b>4,432</b>	<b>3,072</b>
Precinct 1	Mar. 1	205	399	276
2	—	191	237	162
3	—	1,300	2,208	1,547
4	—	232	396	261
5	—	353	600	427
6	—	153	189	125
7	—	240	403	274
<b>Barre*</b>	—	<b>981</b>	<b>1,499</b>	<b>1,143</b>
Precinct 1	Mar. 1	402	878	649
2	—	579	621	494
<b>Belchertown*</b>	—	<b>696</b>	<b>1,148</b>	<b>811</b>
Precinct A	Feb. 1	526	928	—
B	—	170	220	—
<b>Bellingham*</b>	—	<b>930</b>	<b>1,369</b>	<b>1,175</b>
Precinct 1	Mar. 1	220	347	288
2	—	202	311	252
3	—	508	711	635
<b>Belmont*</b>	—	<b>7,246</b>	<b>13,737</b>	<b>7,295</b>
Precinct 1	Mar. 1	1,527	3,111	1,888
2	—	854	1,402	809
3	—	1,185	2,027	1,102
4	—	947	1,603	863
5	—	831	1,777	876
6	—	935	1,926	932
7	—	967	1,891	825
<b>Billerica*</b>	—	<b>2,000</b>	<b>3,577</b>	<b>2,424</b>
Precinct 1	Feb. 6	739	1,324	—
2	—	850	1,447	—
3	—	411	806	—
<b>Bourne*</b>	—	<b>1,215</b>	<b>1,912</b>	<b>969</b>
Precinct A	Feb. 3	807	1,336	—
B	—	408	576	—
<b>Boxford*</b>	—	<b>315</b>	<b>425</b>	<b>131</b>
Precinct 1	Mar. 1	218	249	—
2	—	97	176	—
<b>Braintree*</b>	—	<b>5,312</b>	<b>9,398</b>	<b>5,808</b>
Precinct 1	Mar. 1	1,715	2,999	2,000
2	—	1,725	3,327	1,800
3	—	1,872	3,072	2,008

\*Official ballots used at town elections.

TOWNS AND VOTING PRECINCTS	TOWN ELECTIONS, 1937			
	Date of Election	Assessed Polls	Registered Voters	Persons who voted
<b>Brookline*</b>	—	<b>14,784</b>	<b>26,659</b>	<b>13,522</b>
Precinct 1	Mar. 9	2,177	3,978	1,459
2	—	2,096	3,284	1,520
3	—	1,526	2,725	1,440
4	—	1,087	1,733	1,185
5	—	1,219	2,191	1,517
6	—	1,330	2,459	1,543
7	—	1,997	3,596	1,534
8	—	1,562	3,047	1,304
9	—	1,790	3,646	2,020
<b>Chelmsford*</b>	—	<b>2,322</b>	<b>3,896</b>	<b>2,181</b>
Precinct 1	Mar. 1	716	1,285	788
2	—	870	1,252	567
3	—	112	208	96
4	—	245	413	279
5	—	96	128	96
6	—	283	610	355
<b>Clarksburg*</b>	—	<b>405</b>	<b>661</b>	<b>445</b>
Precinct 1	Feb. 16	208	355	—
2	—	70	101	—
3	—	127	205	—
<b>Concord*</b>	—	<b>2,085</b>	<b>3,638</b>	<b>465</b>
Precinct 1	Feb. 23	1,351	2,376	371
2	—	734	1,262	94
<b>Danvers*</b>	—	<b>3,671</b>	<b>6,117</b>	<b>3,608</b>
Precinct 1	Mar. 1	842	1,426	—
2	—	835	1,452	—
3	—	1,008	1,642	—
4	—	986	1,597	—
<b>Dartmouth*</b>	—	<b>2,984</b>	<b>3,792</b>	<b>2,679</b>
Precinct 1	Mar. 1	809	1,142	870
2	—	1,513	1,535	1,042
3	—	662	1,115	767
<b>Dedham*</b>	—	<b>4,634</b>	<b>7,921</b>	<b>4,373</b>
Precinct 1	Mar. 1	759	1,520	869
2	—	694	1,033	415
3	—	1,205	1,895	1,115
4	—	940	1,868	1,004
5	—	452	588	310
6	—	584	1,017	660
<b>Deerfield*</b>	—	<b>758</b>	<b>1,349</b>	<b>749</b>
Precinct A	Mar. 1	487	852	—
B	—	271	497	—
<b>Dennis*</b>	—	<b>672</b>	<b>1,271</b>	<b>965</b>
Precinct 1	Mar. 1	119	234	—
2	—	69	143	—
3	—	248	443	—
4	—	162	311	—
5	—	74	140	—

\*Official ballots used at town elections.

TOWNS AND VOTING PRECINCTS	TOWN ELECTIONS, 1937			
	Date of Election	Assessed Polls	Registered Voters	Persons who voted
<b>Dighton*</b>	—	<b>868</b>	<b>1,272</b>	<b>679</b>
Precinct A	Mar. 1	357	563	—
B	—	212	300	—
C	—	299	409	—
<b>Dracut*</b>	—	<b>1,967</b>	<b>3,061</b>	<b>1,990</b>
Precinct 1	Feb. 1	434	692	473
2	—	679	982	681
3	—	537	893	550
4	—	317	494	286
<b>Easthampton*</b>	—	<b>3,324</b>	<b>4,598</b>	<b>3,256</b>
Precinct 1	Mar. 8	829	1,187	—
2	—	721	1,138	—
3	—	693	1,072	—
4	—	1,081	1,201	—
<b>Easton*</b>	—	<b>1,842</b>	<b>3,006</b>	<b>2,177</b>
Precinct 1	Mar. 8	289	437	322
2	—	1,155	1,921	1,437
3	—	398	648	418
<b>Erving*</b>	—	<b>391</b>	<b>577</b>	<b>333</b>
Precinct 1	Feb. 1	185	251	189
2	—	206	326	144
<b>Fairhaven*</b>	—	<b>3,076</b>	<b>5,081</b>	<b>2,287</b>
Precinct 1	Feb. 1	537	1,163	—
2	—	706	1,279	—
3	—	867	1,352	—
4	—	966	1,287	—
<b>Falmouth*</b>	—	<b>2,178</b>	<b>2,956</b>	<b>2,163</b>
Precinct 1	Feb. 11	—	455	—
2	—	—	861	—
3	—	—	692	—
4	—	—	462	—
5	—	—	486	—
<b>Florida*</b>	—	<b>153</b>	<b>228</b>	<b>178</b>
Precinct 1	Feb. 1	107	168	129
2	—	46	60	49
<b>Foxborough*</b>	—	<b>1,409</b>	<b>2,795</b>	<b>1,167</b>
Precinct 1	Mar. 1	1,306	2,612	1,116
2	—	103	183	51
<b>Framingham*</b>	—	<b>6,534</b>	<b>10,958</b>	<b>6,939</b>
Precinct 1	Mar. 1	925	1,792	1,102
2	—	696	1,238	721
3	—	1,019	2,114	1,315
4	—	1,291	1,815	1,134
5	—	1,273	1,677	1,095
6	—	1,330	2,322	1,572

\*Official ballots used at town elections.

TOWNS AND VOTING PRECINCTS	TOWN ELECTIONS, 1937			
	Date of Election	Assessed Polls	Registered Voters	Persons who voted
<b>Freetown*</b>	—	<b>463</b>	<b>866</b>	<b>643</b>
Precinct 1	Mar. 1	221	424	323
2	—	242	442	320
<b>Gill</b>	—	<b>300</b>	<b>472</b>	<b>282</b>
Precinct 1	Mar. 1	161	249	—
2	—	139	223	—
<b>Grafton*</b>	—	<b>1,877</b>	<b>3,154</b>	<b>2,468</b>
Precinct 1	Feb. 1	452	873	658
2	—	581	1,055	826
3	—	844	1,226	984
<b>Great Barrington*</b>	—	<b>2,011</b>	<b>3,321</b>	<b>2,320</b>
Precinct A	Feb. 1	582	2,440	1,620
B	—	1,429	881	700
<b>Greenfield*</b>	—	<b>4,876</b>	<b>8,744</b>	<b>5,079</b>
Precinct 1	Mar. 1	896	1,521	—
2	—	777	1,456	—
3	—	760	1,378	—
4	—	747	1,504	—
5	—	841	1,466	—
6	—	855	1,419	—
<b>Groton*</b>	—	<b>876</b>	<b>1,490</b>	<b>1,080</b>
Precinct 1	Feb. 1	692	1,191	—
2	—	184	299	—
<b>Groveland*</b>	—	<b>635</b>	<b>1,195</b>	<b>885</b>
Precinct 1	Mar. 8	426	797	580
2	—	209	398	305
<b>Hardwick*</b>	—	<b>745</b>	<b>994</b>	<b>859</b>
Precinct 1	Mar. 1	181	264	230
2	—	432	551	482
3	—	132	179	147
<b>Holbrook*</b>	—	<b>1,014</b>	<b>1,942</b>	<b>1,287</b>
Precinct 1	Mar. 1	727	1,458	962
2	—	287	484	325
<b>Lanesborough*</b>	—	<b>377</b>	<b>675</b>	<b>361</b>
Precinct A	Feb. 8	294	529	—
B	—	83	146	—
<b>Leicester*</b>	—	<b>1,411</b>	<b>2,450</b>	<b>2,012</b>
Precinct 1	Feb. 1	566	1,040	836
2	—	557	888	750
3	—	288	522	426
<b>Lexington*</b>	—	<b>3,229</b>	<b>5,614</b>	<b>618</b>
Precinct 1	Mar. 1	950	1,520	149
2	—	682	1,350	185
3	—	743	1,364	142
4	—	854	1,380	142

\*Official ballots used at town elections.

TOWNS AND VOTING PRECINCTS				TOWN ELECTIONS, 1937			
				Date of Election	Assessed Polls	Registered Voters	Persons who voted
<b>Ludlow*</b>	.	.	.	—	<b>2,261</b>	<b>3,103</b>	<b>2,409</b>
Precinct	1	.	.	Mar. 8	909	1,116	906
	2	.	.	—	642	916	678
	3	.	.	—	710	1,071	825
<b>Lynnfield*</b>	.	.	.	—	<b>742</b>	<b>1,279</b>	<b>830</b>
Precinct	1	.	.	Mar. 1	435	728	482
	2	.	.	—	308	551	348
<b>Marblehead*</b>	.	.	.	—	<b>3,324</b>	<b>6,550</b>	<b>1,818</b>
Precinct	1	.	.	Mar. 8	814	1,600	—
	2	.	.	—	810	1,558	—
	3	.	.	—	906	1,746	—
	4	.	.	—	794	1,646	—
<b>Methuen*</b>	.	.	.	—	<b>6,501</b>	<b>11,473</b>	<b>7,963</b>
Precinct	1	.	.	Mar. 1	1,463	2,706	1,870
	2	.	.	—	1,027	1,853	1,371
	3	.	.	—	1,719	2,782	1,818
	4	.	.	—	1,040	1,805	1,277
	5	.	.	—	1,252	2,327	1,627
<b>Middleborough*</b>	.	.	.	—	<b>2,637</b>	<b>4,759</b>	<b>2,417</b>
Precinct	1	.	.	Jan. 18	213	336	—
	2	.	.	—	2,074	3,893	—
	3	.	.	—	350	530	—
<b>Milford*</b>	.	.	.	—	<b>4,949</b>	<b>7,170</b>	<b>4,780</b>
Precinct	1	.	.	Mar. 1	863	1,355	930
	2	.	.	—	1,229	1,509	1,100
	3	.	.	—	899	1,404	828
	4	.	.	—	1,025	1,390	918
	5	.	.	—	933	1,512	1,004
<b>Milton*</b>	.	.	.	—	<b>5,444</b>	<b>11,038</b>	<b>4,538</b>
Precinct	1	.	.	Mar. 6	829	1,672	657
	2	.	.	—	679	1,385	537
	3	.	.	—	593	1,333	611
	4	.	.	—	743	1,422	565
	5	.	.	—	919	1,843	670
	6	.	.	—	847	1,726	766
	7	.	.	—	834	1,657	732
<b>Montague*</b>	.	.	.	—	<b>2,373</b>	<b>3,927</b>	<b>2,809</b>
Precinct	1	.	.	Mar. 1	1,784	2,922	2,179
	2	.	.	—	266	442	284
	3	.	.	—	323	563	346
<b>Natick*</b>	.	.	.	—	<b>4,656</b>	<b>7,801</b>	<b>5,157</b>
Precinct	1	.	.	Mar. 1	1,587	2,644	1,767
	2	.	.	—	387	661	515
	3	.	.	—	786	1,381	1,001
	4	.	.	—	1,896	3,115	1,874
<b>Newbury*</b>	.	.	.	—	<b>538</b>	<b>946</b>	<b>623</b>
Precinct	1	.	.	Mar. 20	301	529	—
	2	.	.	—	237	417	—

\*Official ballots used at town elections.



TOWNS AND VOTING PRECINCTS	TOWN ELECTIONS, 1937			
	Date of Election	Assessed Polls	Registered Voters	Persons who voted
<b>North Andover*</b>	—	<b>2,498</b>	<b>4,630</b>	<b>3,487</b>
Precinct 1	Mar. 1	558	1,085	845
2	—	638	1,277	977
3	—	620	1,154	875
4	—	682	1,114	790
<b>Northbridge*</b>	—	<b>3,262</b>	<b>4,454</b>	<b>2,601</b>
Precinct 1	Feb. 8	2,507	3,533	1,946
2	—	755	921	655
<b>Oxford*</b>	—	<b>1,285</b>	<b>2,175</b>	<b>1,548</b>
Precinct 1	Feb. 1	—	1,545	—
2	—	—	630	—
<b>Palmer*</b>	—	<b>2,812</b>	<b>4,125</b>	<b>2,921</b>
Precinct A	Feb. 1	1,172	1,855	1,178
B	—	457	628	503
C	—	785	1,095	835
D	—	398	547	405
<b>Pelham*</b>	—	<b>130</b>	<b>228</b>	<b>106</b>
Precinct 1	Feb. 1	97	177	—
2	—	33	51	—
<b>Pepperell*</b>	—	<b>982</b>	<b>1,526</b>	<b>913</b>
Precinct A	Feb. 23	397	704	423
B	—	585	822	490
<b>Randolph*</b>	—	<b>2,053</b>	<b>4,105</b>	<b>2,884</b>
Precinct 1	Mar. 1	1,537	3,125	2,260
2	—	516	980	624
<b>Raynham*</b>	—	<b>699</b>	<b>1,057</b>	<b>813</b>
Precinct 1	Mar. 13	399	595	—
2	—	300	462	—
<b>Rockland*</b>	—	<b>2,386</b>	<b>4,691</b>	<b>3,556</b>
Precinct 1	Mar. 8	1,166	2,227	—
2	—	1,220	2,464	—
<b>Rockport*</b>	—	<b>1,191</b>	<b>2,152</b>	<b>1,689</b>
Precinct 1	Mar. 8	329	513	396
2	—	862	1,639	1,293
<b>Royalston*</b>	—	<b>284</b>	<b>365</b>	<b>215</b>
Precinct 1	Mar. 1	138	198	—
2	—	146	167	—
<b>Saugus*</b>	—	<b>4,574</b>	<b>7,948</b>	<b>3,162</b>
Precinct 1	Feb. 17	585	1,050	522
2	—	543	952	363
3	—	618	1,124	445
4	—	611	1,076	347
4	—	519	853	314
6	—	566	938	390
7	—	425	770	367
8	—	707	1,185	414

\*Official ballots used at town elections.

TOWNS AND VOTING PRECINCTS	TOWN ELECTIONS, 1937			
	Date of Election	Assessed Polls	Registered Voters	Persons who voted
<b>Seekonk</b>	—	<b>1,411</b>	<b>1,937</b>	<b>1,075</b>
Precinct 1	Feb. 1	442	686	370
2	—	969	1,251	705
<b>Shirley*</b>	—	<b>681</b>	<b>998</b>	<b>637</b>
Precinct A	Feb. 1	130	189	—
B	—	551	809	—
<b>Shrewsbury*</b>	—	<b>2,429</b>	<b>3,347</b>	<b>1,712</b>
Precinct 1	Feb. 1	1,093	1,755	—
2	—	1,336	1,592	—
<b>Somerset*</b>	—	<b>1,754</b>	<b>2,699</b>	<b>1,989</b>
Precinct 1	Mar. 1	461	719	—
2	—	626	1,098	—
3	—	667	882	—
<b>South Hadley*</b>	—	<b>2,078</b>	<b>3,519</b>	<b>2,37</b>
Precinct A	Mar. 1	667	1,132	790
B	—	577	1,045	703
C	—	410	531	360
D	—	424	811	519
<b>Southborough*</b>	—	<b>617</b>	<b>1,155</b>	<b>701</b>
Precinct 1	Mar. 15	452	896	—
2	—	165	259	—
<b>Sutton*</b>	—	<b>661</b>	<b>1,119</b>	<b>906</b>
Precinct 1	Feb. 1	290	453	—
2	—	212	437	—
3	—	159	229	—
<b>Swampscott*</b>	—	<b>2,915</b>	<b>5,985</b>	<b>3,918</b>
Precinct 1	Feb. 15	456	810	537
2	—	369	770	527
3	—	375	755	485
4	—	304	666	441
5	—	344	747	504
6	—	336	711	482
7	—	412	803	512
8	—	319	723	430
<b>Swansea*</b>	—	<b>1,407</b>	<b>2,086</b>	<b>1,253</b>
Precinct 1	Mar. 1	729	1,024	—
2	—	678	1,062	—
<b>Templeton*</b>	—	<b>1,245</b>	<b>1,724</b>	<b>1,079</b>
Precinct 1	Mar. 1	287	339	240
2	—	289	376	196
3	—	132	178	106
4	—	537	831	537
<b>Truro*</b>	—	<b>176</b>	<b>313</b>	<b>225</b>
Precinct A	Feb. 15	90	160	—
B	—	86	153	—

\*Official ballots used at town elections.

TOWNS AND VOTING PRECINCTS	TOWN ELECTIONS, 1937			
	Date of Election	Assessed Polls	Registered Voters	Persons who voted
<b>Uxbridge*</b>	—	<b>1,940</b>	<b>3,172</b>	<b>1,744</b>
Precinct 1	Feb. 1	1,289	2,261	1,255
2	—	651	911	489
<b>Wakefield*</b>	—	<b>4,854</b>	<b>8,417</b>	<b>4,036</b>
Precinct 1	Mar. 1	2,480	4,414	2,272
2	—	1,150	1,821	661
3	—	1,224	2,182	1,103
<b>Walpole*</b>	—	<b>2,269</b>	<b>3,422</b>	<b>2,284</b>
Precinct 1	Jan. 18	1,475	2,234	1,454
2	—	652	973	690
3	—	142	215	140
<b>Wareham*</b>	—	<b>2,224</b>	<b>3,388</b>	<b>1,975</b>
Precinct 1	Mar. 2	1,415	2,132	1,339
2	—	809	1,256	636
<b>Warren*</b>	—	<b>1,207</b>	<b>1,684</b>	<b>1,104</b>
Precinct A	Feb. 8	634	1,017	651
B	—	573	677	453
<b>Watertown*</b>	—	<b>11,242</b>	<b>16,870</b>	<b>10,780</b>
Precinct 1	Mar. 1	1,609	1,895	1,116
2	—	1,646	1,973	1,220
3	—	975	1,807	999
4	—	788	1,609	1,079
5	—	987	1,676	1,162
6	—	1,170	1,968	1,074
7	—	987	1,578	1,157
8	—	1,201	1,749	1,274
9	—	857	1,203	737
10	—	1,022	1,414	962
<b>Wayland*</b>	—	<b>1,005</b>	<b>1,731</b>	<b>1,332</b>
Precinct 1	Mar. 1	382	657	—
2	—	623	1,074	—
<b>Wellesley*</b>	—	<b>3,658</b>	<b>6,927</b>	<b>4,036</b>
Precinct 1	Mar. 1	450	1,083	607
2	—	606	983	607
3	—	642	1,186	692
4	—	642	1,214	698
5	—	688	1,297	746
6	—	630	1,164	686
<b>West Springfield*</b>	—	<b>5,367</b>	<b>8,003</b>	<b>4,052</b>
Precinct 1	Feb. 15	1,534	1,662	868
2	—	734	1,124	480
3	—	777	1,391	666
4	—	1,210	1,906	993
5	—	1,112	1,920	1,045

\*Official ballots used at town elections.

TOWNS AND VOTING PRECINCTS	TOWN ELECTIONS, 1937			
	Date of Election	Assessed Polls	Registered Voters	Persons who voted
<b>Westford*</b>	—	<b>1,150</b>	<b>1,615</b>	<b>950</b>
Precinct 1	Feb. 8	303	500	—
2	—	333	427	—
3	—	151	232	—
4	—	363	456	—
<b>Westport*</b>	—	<b>1,289</b>	<b>2,010</b>	<b>1,525</b>
Precinct A	Mar. 8	701	1,046	838
B	—	588	964	687
<b>Westwood*</b>	—	<b>902</b>	<b>1,516</b>	<b>1,059</b>
Precinct 1	Mar. 1	556	943	645
2	—	346	573	414
<b>Weymouth*</b>	—	<b>6,740</b>	<b>11,715</b>	<b>8,022</b>
Precinct 1	Mar. 8	1,203	2,041	1,393
2	—	789	1,368	1,028
3	—	1,090	2,034	1,414
4	—	438	800	552
5	—	528	1,000	588
6	—	1,029	1,567	1,227
7	—	534	878	559
8	—	498	762	466
9	—	631	1,265	795
<b>Wilbraham*</b>	—	<b>946</b>	<b>1,295</b>	<b>883</b>
Precinct A	Feb. 1	300	484	—
B	—	646	811	—
<b>Williamsburg*</b>	—	<b>588</b>	<b>1,009</b>	<b>554</b>
Precinct A	Feb. 1	271	501	—
B	—	317	508	—
<b>Winchester*</b>	—	<b>3,971</b>	<b>7,479</b>	<b>3,544</b>
Precinct 1	Mar. 1	915	1,512	797
2	—	512	1,016	584
3	—	596	1,303	530
4	—	604	1,237	475
5	—	568	1,191	533
6	—	776	1,220	625
<b>Winthrop*</b>	—	<b>5,304</b>	<b>9,602</b>	<b>5,623</b>
Precinct 1	Mar. 1	1,159	2,244	1,320
2	—	965	1,901	1,121
3	—	1,557	2,374	1,366
4	—	958	1,622	929
5	—	665	1,461	887
<b>Yarmouth*</b>	—	<b>733</b>	<b>1,184</b>	<b>661</b>
Precinct 1	Feb. 8	124	222	124
2	—	114	177	131
3	—	260	484	270
4	—	235	301	136

\*Official ballots used at town elections.

TOWNS	TOWN ELECTIONS, 1937			
	Date of Election	Assessed Polls	Registered Voters	Persons who voted
Alford	Feb. 8	78	122	91
Amesbury*	Mar. 8	3,367	5,353	3,708
Amherst*	Mar. 1	1,817	3,395	1,633
Ashby*	Mar. 2	361	462	225
Ashfield*	Mar. 1	308	446	216
Ashland*	Mar. 1	831	1,438	938
Avon*	Mar. 2	681	1,259	960
Ayer*	Feb. 1	880	1,619	937
Becket*	Feb. 23	259	430	304
Bedford*	Mar. 1	640	1,107	199
Berkley*	Mar. 8	330	524	388
Berlin*	Feb. 1	356	580	204
Bernardston*	Mar. 1	278	494	202
Blackstone*	Mar. 8	1,248	2,022	103
Blandford*	Feb. 1	146	250	49
Bolton*	Feb. 1	270	360	186
Boxborough*	Feb. 1	125	207	157
Boylston*	Mar. 1	314	599	345
Brewster*	Mar. 1	239	536	383
Bridgewater*	Mar. 1	2,200	3,094	1,963
Brimfield*	Mar. 1	308	451	331
Brookfield*	Mar. 1	441	734	545
Buckland*	Feb. 1	475	857	326
Burlington*	Feb. 1	703	1,121	935
Canton*	Mar. 1	1,860	3,367	2,277
Carlisle*	Feb. 8	204	372	251
Carver*	Mar. 1	580	563	345
Charlemont	Feb. 1	318	527	178
Charlton*	Feb. 1	779	1,189	844
Chatham*	Feb. 15	734	1,275	818
Cheshire*	Feb. 1	483	795	570
Chester*	Feb. 1	481	722	516
Chesterfield*	Feb. 1	156	277	190
Chilmark	Feb. 1	87	180	96
Clinton*	Mar. 1	3,811	6,351	5,269
Cohasset*	Mar. 13	1,003	2,012	1,548
Colrain*	Feb. 1	450	777	80
Conway*	Feb. 1	306	480	219
Cummington*	Feb. 1	164	345	208
Dalton*	Feb. 1	1,282	2,497	1,314
Dana*	Mar. 1	89	173	86
Douglas*	Mar. 15	715	1,047	292
Dover*	Mar. 1	437	725	542
Dudley*	Mar. 22	1,343	1,985	1,686
Dunstable*	Mar. 1	138	228	176
Duxbury*	Mar. 13	689	1,345	499
East Bridgewater*	Mar. 6	1,173	1,965	1,338
East Brookfield	Mar. 1	285	437	279
East Longmeadow*	Feb. 8	1,041	1,617	942
Eastham*	Feb. 2	164	368	167
Edgartown	Feb. 9	482	753	528
Egremont*	Feb. 1	166	334	248
Enfield*	Feb. 1	170	238	38
Essex*	Mar. 8	534	938	736
Franklin*	Feb. 9	2,205	3,505	2,356

\*Official ballots used at town elections.

TOWNS	TOWN ELECTIONS, 1937			
	Date of Election	Assessed Polls	Registered Voters	Persons who voted
Gay Head . . . . .	Feb. 20	47	92	38
Georgetown* . . . . .	Mar. 8	610	1,176	588
Goshen . . . . .	Feb. 1	84	135	46
Gosnold . . . . .	Mar. 8	54	76	49
Granby* . . . . .	Feb. 15	337	499	362
Granville* . . . . .	Feb. 23	231	357	218
Greenwich* . . . . .	Feb. 8	65	107	31
Hadley* . . . . .	Feb. 1	777	949	764
Halifax . . . . .	Mar. 6	272	428	344
Hamilton* . . . . .	Mar. 9	707	1,241	1,013
Hampden* . . . . .	Feb. 1	305	517	332
Hancock* . . . . .	Feb. 1	142	197	172
Hanover* . . . . .	Mar. 8	864	1,342	1,010
Hanson* . . . . .	Mar. 6	695	1,266	746
Harvard* . . . . .	Feb. 1	353	632	192
Harwich* . . . . .	Feb. 1	790	1,415	911
Hatfield* . . . . .	Feb. 15	729	954	711
Hawley . . . . .	Feb. 1	105	145	48
Heath . . . . .	Feb. 1	100	161	37
Hingham* . . . . .	Mar. 22	2,130	3,956	1,823
Hinsdale* . . . . .	Feb. 8	386	606	471
Holden* . . . . .	Feb. 1	1,251	1,861	1,382
Holland* . . . . .	Feb. 8	63	106	88
Holliston . . . . .	Mar. 1	935	1,707	1,149
Hopedale . . . . .	Mar. 1	963	1,584	22
Hopkinton* . . . . .	Mar. 1	796	1,552	1,237
Hubbardston* . . . . .	Feb. 1	376	448	234
Hudson* . . . . .	Mar. 8	2,370	3,949	2,611
Hull* . . . . .	Mar. 1	825	1,628	1,155
Huntington* . . . . .	Feb. 1	458	745	579
Ipswich* . . . . .	Mar. 8	1,865	3,001	2,233
Kingston* . . . . .	Mar. 6	948	1,382	842
Lakeville* . . . . .	Mar. 1	525	728	393
Lancaster* . . . . .	Feb. 8	728	1,325	569
Lee* . . . . .	Feb. 8	1,292	2,335	1,292
Lenox* . . . . .	Feb. 1	976	1,774	1,169
Leverett . . . . .	Feb. 1	210	296	75
Leyden* . . . . .	Mar. 1	83	145	86
Lincoln* . . . . .	Mar. 6	553	897	123
Littleton* . . . . .	Feb. 8	541	855	121
Longmeadow* . . . . .	Feb. 15	1,595	2,920	421
Lunenburg* . . . . .	Mar. 1	693	1,096	612
Manchester* . . . . .	Feb. 9	880	1,553	1,113
Mansfield* . . . . .	Jan. 18	2,153	3,355	1,693
Marion . . . . .	Mar. 2	619	1,022	735
Marshfield* . . . . .	Mar. 8	826	1,552	972
Mashpee* . . . . .	Mar. 2	125	220	179
Mattapoissett* . . . . .	Feb. 2	515	996	752
Maynard* . . . . .	Feb. 8	2,457	3,156	2,156
Medfield . . . . .	Mar. 1	750	1,315	908
Medway* . . . . .	Feb. 8	1,048	1,661	1,253
Mendon* . . . . .	Mar. 1	397	675	452
Merrimac* . . . . .	Mar. 1	755	1,406	770
Middlefield . . . . .	Feb. 8	85	137	107
Middleton* . . . . .	Mar. 15	524	888	702

\*Official ballots used at town elections.

Towns	TOWN ELECTIONS, 1937			
	Date of Election	Assessed Polls	Registered Voters	Persons who voted
Millbury*	Feb. 1	2,191	3,646	2,166
Millis*	Feb. 8	689	1,109	659
Millville**	—	—	—	—
Monroe*	Mar. 1	78	100	82
Monson*	Feb. 1	1,288	2,075	1,421
Monterey*	Feb. 1	110	199	129
Montgomery	Feb. 1	59	92	63
Mt. Washington	Feb. 1	24	40	32
Nahant*	Mar. 20	600	1,197	883
Nantucket*	Feb. 15	1,283	1,940	1,162
Needham*	Mar. 8	3,638	6,049	2,928
New Ashford	Feb. 1	32	47	37
New Braintree*	Feb. 1	156	184	158
New Marlborough*	Mar. 15	329	536	413
New Salem*	Feb. 1	122	247	174
Norfolk*	Mar. 1	443	750	522
North Attleborough*	Mar. 15	3,187	5,548	3,249
North Brookfield*	Feb. 8	958	1,533	947
North Reading*	Mar. 1	729	1,271	957
Northborough*	Mar. 1	658	1,181	889
Northfield*	Feb. 1	630	1,007	408
Norton*	Mar. 1	866	1,510	982
Norwell	Mar. 6	546	976	518
Norwood*	Jan. 18	5,624	7,399	3,680
Oak Bluffs*	Feb. 10	554	954	726
Oakham*	Feb. 1	160	219	154
Orange*	Feb. 1	1,771	3,054	1,192
Orleans*	Feb. 2	493	923	681
Otis*	Feb. 8	158	243	175
Paxton*	Feb. 1	255	369	290
Pembroke*	Mar. 6	570	866	494
Peru*	Mar. 8	49	90	80
Petersham*	Mar. 1	213	420	259
Phillipston*	Feb. 1	126	218	84
Plainfield	Mar. 1	111	172	140
Plainville*	Mar. 1	502	887	217
Plymouth*	Mar. 6	4,118	6,364	3,860
Plympton*	Mar. 6	184	312	151
Prescott*	—	—	—	—
Princeton	Feb. 1	251	384	232
Provincetown*	Feb. 8	1,360	2,164	1,347
Reading*	Mar. 1	3,293	5,758	2,508
Rehoboth*	Mar. 1	815	1,185	983
Richmond*	Feb. 1	225	343	227
Rochester	Mar. 1	384	488	283
Rowe	Feb. 1	84	134	62
Rowley*	Mar. 8	512	852	701
Russell*	Mar. 1	396	629	527
Rutland*	Feb. 1	524	754	91
Salisbury*	Mar. 9	794	1,542	1,322
Sandisfield*	Feb. 8	163	211	149
Sandwich*	Mar. 4	462	901	666
Savoy	Feb. 1	126	162	122
Scituate*	Mar. 8	1,281	2,572	1,978

\*Official ballots used at town elections.

\*\*No town elections (See Acts of 1933, Chap. 341).

TOWNS	TOWN ELECTIONS, 1937			
	Date of Election	Assessed Polls	Registered Voters	Persons who voted
Sharon*	Mar. 1	1,087	2,040	1,288
Sheffield*	Mar. 1	567	780	480
Shelburne*	Feb. 1	520	942	293
Sherborn*	Mar. 1	327	586	396
Shutesbury*	Feb. 1	84	119	62
Southampton	Feb. 8	313	478	223
Southbridge*	Mar. 1	4,944	7,734	5,698
Southwick*	Mar. 15	450	600	247
Spencer*	Mar. 1	2,137	3,343	1,731
Sterling*	Feb. 1	492	914	443
Stockbridge*	Feb. 8	678	1,050	567
Stoneham*	Mar. 1	3,111	5,664	3,581
Stoughton*	Feb. 15	2,584	4,316	1,483
Stow*	Feb. 8	387	629	391
Sturbridge*	Mar. 1	655	961	547
Sudbury*	Mar. 1	530	834	425
Sunderland*	Feb. 1	320	435	305
Tewksbury*	Feb. 3	953	1,511	921
Tisbury*	Feb. 11	485	978	698
Tolland*	Feb. 1	114	76	41
Topsfield*	Mar. 2	383	642	419
Townsend*	Mar. 1	618	1,113	619
Tyngsborough*	Feb. 1	429	767	618
Tyringham	Feb. 8	81	141	114
Upton*	Feb. 1	677	1,138	811
Wales*	Feb. 1	139	228	175
Ware*	Feb. 1	2,495	3,996	2,905
Warwick	Feb. 1	139	216	158
Washington*	Feb. 8	86	135	79
Webster*	Mar. 22	4,324	6,697	5,609
Wellfleet*	Feb. 9	284	581	446
Wendell*	Mar. 1	86	204	138
Wenham*	Mar. 1	375	715	359
West Boylston*	Feb. 1	643	1,090	417
West Bridgewater*	Mar. 1	993	1,626	1,077
West Brookfield*	Feb. 8	420	711	349
West Newbury*	Mar. 1	448	875	665
West Stockbridge*	Feb. 1	357	583	413
West Tisbury	Feb. 6	93	165	28
Westborough*	Mar. 1	1,311	2,575	623
Westhampton	Mar. 1	97	175	59
Westminster*	Mar. 1	543	736	447
Weston*	Mar. 29	1,378	2,089	185
Whately*	Feb. 1	374	487	393
Whitman*	Mar. 6	2,442	4,484	3,297
Williamstown*	Feb. 1	1,405	2,350	1,582
Wilmington*	Mar. 1	1,229	2,061	1,447
Winchendon*	Mar. 1	1,933	2,820	1,853
Windsor*	Feb. 1	127	172	123
Worthington*	Feb. 1	179	290	139
Wrentham*	Mar. 1	736	1,326	518

\*Official ballots used at town elections.



## RECAPITULATION

CITY AND TOWN ELECTIONS, 1937	Assessed Polls	Registered Voters	Persons who voted
Total . . . . .	*417,727	1,884,602	1,318,325
32 cities <sup>1</sup> . . . . .	—	1,187,113	909,249
314 towns <sup>2</sup> . . . . .	417,727	697,489	409,076

\*No assessed polls in cities.

<sup>1</sup> The following cities did not have a city election in 1937: Attleboro, Beverly, Fall River, Melrose, New Bedford, Peabody, Revere.

<sup>2</sup> Under provisions of Acts of 1928, chap. 340, sec. 4, no town election was held in town of Prescott, and under provisions of Acts of 1933, chap. 341, no town election was held in town of Millville.

NUMBER OF VOTES RECEIVED BY EACH CANDIDATE AT THE SPECIAL PRIMARIES,  
SEPTEMBER 14, 1937

## DEMOCRATIC

*Representative in the 75th Congress (To fill vacancy)*

District 7.	Lawrence J. Connery of Lynn	Joseph A. Langone, Jr., of Boston	All Others	Blanks	Total Votes
Andover . . . . .	313	8	—	7	328
LAWRENCE . . . . .	6709	1437	—	115	8261
LYNN . . . . .	8488	152	—	100	8740
Lynnfield . . . . .	54	5	—	1	60
Nahant . . . . .	52	12	—	2	66
North Reading . . . . .	92	9	—	2	103
PEABODY . . . . .	1506	86	—	18	1610
REVERE . . . . .	924	154	—	9	1089
SALEM, Ward 4 . . . . .	420	11	—	0	431
Saugus . . . . .	324	24	3	12	363
Wakefield . . . . .	466	46	—	5	517
Winthrop . . . . .	310	12	—	9	331
Totals . . . . .	19658	1956	5	280	21899

## REPUBLICAN

*Representative in the 75th Congress (To fill vacancy)*

District 7.	Leonard C. Atkinson of Winthrop.	Joseph A. Langone, Jr., of Boston.	C. F. Nelson Pratt of Saugus.	Edward Devlin Strois of Lawrence.	All Others.	Blanks.	Total Votes.
Andover . . . . .	11	3	129	475	—	13	631
LAWRENCE . . . . .	54	227	301	2494	—	107	3183
LYNN . . . . .	204	93	2536	1952	1	148	4934
Lynnfield . . . . .	3	2	110	120	—	0	235
Nahant . . . . .	6	12	77	102	—	5	202
North Reading . . . . .	2	2	33	98	—	4	139
PEABODY . . . . .	10	10	119	461	—	15	615
REVERE . . . . .	334	381	459	264	32	104	1574
SALEM, Ward 4 . . . . .	2	4	59	69	1	4	139
Saugus . . . . .	34	17	1526	385	2	27	1991
Wakefield . . . . .	16	7	62	542	—	4	631
Winthrop . . . . .	560	20	183	174	—	14	951
Totals . . . . .	1236	778	5594	7136	36	445	15225

THE UNION PARTY  
*Representative in the 75th Congress (To fill vacancy)*

District 7.		Fred G. Bushbold of Lawrence.	All Others.	Blanks.	Total Votes.
Andover . . . . .		0	—	0	0
LAWRENCE . . . . .		5	—	1	7
LYNN . . . . .		3	—	0	3
Lynnfield . . . . .		0	—	0	0
Nabant . . . . .		0	—	0	0
North Reading . . . . .		0	—	0	0
PEABODY . . . . .		1	—	0	1
REVERE . . . . .		0	—	0	0
SALEM, Ward 4 . . . . .		1	—	0	1
Saugus . . . . .		12	—	1	3
Wakefield . . . . .		0	—	1	1
Winthrop . . . . .		0	—	0	0
Totals . . . . .		13	0	3	16

NUMBER OF VOTES RECEIVED BY EACH CANDIDATE AT THE SPECIAL ELECTION,  
SEPTEMBER 28, 1937

*Representative in the 75th Congress (To fill vacancy)*

NAMES OF CANDIDATES

District 7.		Fred G. Bushbold of Lawrence, The Union Party.	Lawrence J. Connerly of Lynn, Demo- cratic.	Edward Devlin, Sirois of Lawrence, Re- publican.	All Others.	Blanks.	Total Ballots.
Andover . . . . .		37	880	1837	—	12	2766
LAWRENCE . . . . .		506	11355	7939	—	147	19947
LYNN . . . . .		184	16436	8234	1	142	24997
Lynnfield . . . . .		2	153	475	—	—	630
Nabant . . . . .		6	245	278	—	—	529
North Reading . . . . .		1	202	288	—	4	495
PEABODY . . . . .		54	3283	1797	—	31	5165
REVERE . . . . .		63	3146	933	—	21	4163
SALEM, Ward 4 . . . . .		13	952	307	—	4	1276
Saugus . . . . .		25	1343	1774	2	8	3152
Wakefield . . . . .		36	1430	1976	—	7	3449
Winthrop . . . . .		11	1031	1338	—	3	2383
Totals . . . . .		938	40456	27176	3	379	68952

NUMBER OF VOTES RECEIVED BY EACH CANDIDATE AT THE SPECIAL PRIMARIES, NOVEMBER 30, 1937

DEMOCRATIC

*Representative in the 75th Congress (To fill vacancy)*

District 11.			
		Thomas E. Barry, Boston.	2936
		Melvin B. Breati., Chelsea.	781
		John Willard Clapp, Saugus.	43
		John F. Cotter, Boston.	6601
		Edward L. Davis, Boston.	81
		Joseph DeNapoli, Boston.	37
		Philip J. Diehl, Boston.	29
		Vincenzo Di Nunno, Boston.	886
		John H. Farley, Boston.	150
		Thomas A. Flaherty, Boston.	10586
		Jamie P. Higgins, Medford.	82
		Joseph A. Langone, Jr., Boston.	7070
		Felix A. Marcella, Boston.	1912
		Paul M. O'Brien, Boston.	45
		Albert L. O'Connell, Boston.	111
		William G. O'Hare, Boston.	417
		Bernard John Parker, Boston.	7
		William Albert Singer, Boston.	41
		All Others.	12
		Blanks.	475
		Total Votes.	32302
Boston, Wards 1, 2, 3,			2936
Ward 8, P's. 1, 2, 3, 4, 5, 6, 7, 8, 9			64
Cambridge, Ward 1			151
Chelsea			2716
Totals			3671
			67
			6601
			829
			2055
			9483
			81
			7
			6
			15
			54
			29
			2
			176
			47
			1109
			150
			112
			9
			171
			10586
			652
			1139
			12377
			82
			7
			457
			480
			8007
			1912
			56
			68
			11
			59
			111
			1
			18
			130
			417
			43
			62
			222
			7
			10
			5
			22
			41
			4
			27
			12
			0
			117
			629
			41804
			2540
			6964
			41804

NUMBER OF VOTES RECEIVED BY EACH CANDIDATE AT THE SPECIAL PRIMARIES,  
NOVEMBER 30, 1937

REPUBLICAN

*Representative in the 75th Congress (To fill vacancy)*

District 11.	John F. Cotter, Boston.	Edward L. Davis, Boston.	Joseph DeNapoli, Boston.	William Edwin Driscoll, Boston.	Herbert P. Goodwin, Jr., Boston.	Stephen C. Sullivan, Boston.	All Others.	Blanks.	Total Votes.
Boston, Wards 1, 2, 3, Ward 8, Pts. 1, 2, 3, 4, 5, 6, 7, 8, 9 . . . . .	679	65	134	24	215	155	40	94	1406
Cambridge, Ward 1 . . . . .	59	4	10	12	4	1	0	5	85
Chelsea . . . . .	1057	94	44	18	61	45	14	180	1513
Totals . . . . .	1795	163	188	44	280	201	54	279	3004

NUMBER OF VOTES RECEIVED BY EACH CANDIDATE AT THE SPECIAL PRIMARIES,  
NOVEMBER 30, 1937

THE UNION PARTY

*Representative in the 75th Congress (To fill vacancy)*

District 11	Blanks.	Scattering Votes.
Boston, Wards 1, 2, 3, Ward 8, Pts. 1, 2, 3, 4, 5, 6, 7, 8, 9 . . . . .	4	40
Cambridge, Ward 1 . . . . .	1	1
Chelsea . . . . .	1	7
Totals . . . . .	5	48

NUMBER OF VOTES RECEIVED BY EACH CANDIDATE AT THE SPECIAL ELECTION,  
DECEMBER 14, 1937

*Representative in the 75th Congress (To fill vacancy)*

NAMES OF CANDIDATES

	John F. Cotter of Boston Republican	Thomas A. Flaherty of Boston Democratic	All Others	Blanks	Total Ballots
District 11					
Boston, Wards 1, 2, 3, Ward 8, Pts. 1, 2, 3, 4, 5, 6, 7, 8, 9 . . . . .	4,523	11,866		80	16,481
Cambridge, Ward 1 . . . . .	259	45		1	695
Chelsea . . . . .	1,515	2,137		30	3,682
Totals . . . . .	6,297	14,441		11	20,858


# ELECTION STATISTICS

1938

IN ACCORDANCE WITH THE PROVISIONS OF GENERAL LAWS  
(TERCENTENARY EDITION) CHAPTER 54, SECTION 133

TOGETHER WITH OTHER INFORMATION RELATING TO ELECTIONS

COMPILED IN THE OFFICE OF  
FREDERIC W. COOK  
SECRETARY OF THE COMMONWEALTH



PUBLICATION OF THIS DOCUMENT APPROVED BY THE COMMISSION ON ADMINISTRATION AND FINANCE



# TABLE OF CONTENTS

	PAGE
Letter of transmittal	2
The "Corrupt Practices" law, returns under	2-3
State officers, total vote for	3-4
Vote for Governor in 1936	4
Elections, dates of city	5-6
Mayors of cities, name of	5-6
Polling places, number of	6
Town ballot act	6
List of towns voting by precincts at annual town elections	6
Dates elections were held in cities, registered voters, number voting	8-24
Dates elections were held in towns having precincts, registered voters, number voting	24-30
Dates elections were held in towns having no precincts, registered voters, number voting	30-33

## STATE PRIMARY

<i>Votes for:</i>	
State Offices — candidates for nomination for	36-63
	Republican 138-169
	Democratic 242-259
	The Union Party 68-74
Representative in Congress — candidates for nomination for	170-175
	Republican 259
	Democratic 74-80
	The Union Party 175-181
Councillor — candidates for nomination for	259
	Republican 80-87
	Democratic 182-191
	The Union Party 259-260
State Senator — candidates for nomination for	88-115
	Republican 191-222
	Democratic 260-264
	The Union Party 116-120
Representative in the General Court — candidates for nomination for	222-226
	Republican 264
	Democratic 120-127
	The Union Party 227-232
District Attorney — candidates for nomination for	265
	Republican 127-132
	Democratic 232-237
	The Union Party 265
County Commissioners — candidates for nomination for	133-136
	Republican 238-240
	Democratic 265
	The Union Party 265
Sheriffs — candidates for nomination for	265
	Republican 127-132
	Democratic 232-237
	The Union Party 265
Miscellaneous Vacancies — candidates for nomination for	133-136
	Republican 238-240
	Democratic 265
	The Union Party 265

## STATE ELECTION

<i>Votes for:</i>	
State Officers	268-310
Representative in Congress	311-317
Councillor	317-323
State Senator	323-333
Representative in General Court	333-366
District Attorney	366-372
County Commissioners	372-375
Sheriffs	375-380
Miscellaneous Vacancies	381-383
Votes on Referendum Questions	384-416
Votes on Public Policy Questions	416-421
Total Number Votes Cast	422-424

## SPECIAL STATE PRIMARY

<i>Votes for:</i>	
Representative in the General Court — candidates for nomination for	425
	Republican 425
	Democratic 425
	The Union Party 425

## SPECIAL STATE ELECTION

<i>Votes for:</i>	
Representative in the General Court	425

## SPECIAL STATE PRIMARY

<i>Votes for:</i>	
Representative in the General Court — candidates for nomination for	426-427
	Republican 426
	Democratic 426
	The Union Party 427

## SPECIAL STATE ELECTION

<i>Votes for:</i>	
Representative in the General Court	427

# The Commonwealth of Massachusetts

OFFICE OF THE SECRETARY, BOSTON, Jan. 31, 1939.

*To the Honorable Senate and the House of Representatives:*

I have the honor to submit herewith, in compliance with General Laws (Tercentenary Edition), chapter 54, section 133, a report of the number of registered voters at the date of the last biennial State election and city and town elections, and the total number of persons who voted at each such election in every city and town, and in every voting precinct therein, together with the number of votes received by each candidate for nomination and for election for a State office.

## RETURNS UNDER THE "CORRUPT PRACTICES" LAW.

In compliance with the General Laws, (Tercentenary Edition), chapter 55, nomination expense returns were received from 1530 candidates, of which 84 appeared to be not in conformity with the law and were therefore transmitted to the Attorney General, together with a list of the names and addresses of 334 candidates who failed to file a return.

The total receipts for nomination as shown by returns filed were \$42,978.62 (an increase of \$5,361.02 as compared with 1936), and total expenditures \$209,137.90 (an increase of \$21,481.47 as compared with 1936); 1084 candidates reported no receipts, and 7 reported receipts from political committees, amounting to \$2,553.32 (a decrease of \$1,685.62 as compared with 1936); 296 candidates reported no expenditures and 26 reported payments to political committees amounting to \$28,308.32, (an increase of \$22,342.29 as compared with 1936).

Election expense returns were received from 660 candidates, of which 29 appeared to be not in conformity with the law, and were therefore transmitted to the Attorney General, together with a list of the names and addresses of 137 candidates who failed to file a return.

The total receipts for election as shown by returns filed were \$71,717.96, (an increase of \$10,236.21 as compared with 1936); and total expenditures \$160,252.69 (a decrease of \$32,416.61 as compared with 1936); 375 candidates reported no receipts, and 127 reported receipts from political committees amounting to \$34,217.45 (an increase of \$12,507.30 as compared with 1936); 132 candidates reported no expenditures and 78 reported payments to political committees amounting to \$29,081.50 (a decrease of \$4,946.10 as compared with 1936).

The total receipts reported by candidates for both nomination and election were \$114,696.58 of which sum \$36,770.77 was received from political committees, and total expenditures \$369,390.59 of which \$57,389.82 was paid to political committees.

From treasurers of political committees there were received 828 returns, of which 425 were certificates, 69 stating the aggregate receipts and disbursements did not exceed \$20.00, and 356 reporting no receipts or disbursements. Twenty returns, of which 8 were certificates, were reported to the Attorney General as not being in conformity with the law.

There was also submitted to the Attorney General a list of 351 committees that had filed their organization but failed to file a statement of receipts and expenditures.

The total amount returned by committees as receipts or contributions was \$1,765,682.01, of which \$142,070.45 was received from other committees. The total amount returned by committees as expenditures or disbursements was \$1,410,851.04, of which \$163,491.68 was contributed to other committees. The total unexpended balance reported was \$81,603.68, and total liabilities \$30,488.34.

Special primaries were held February 1st, 1938 and February 15th, 1938, to fill vacancies in the office of Representative in the Nantucket and Eighth Bristol Representative Districts respectively, and special elections to fill said vacancies were held on February 15th and March 1st, 1938, respectively.



Nomination expense returns were received from 57 candidates, 39 of whom reported no receipts, and 14 no expenditures. Total nomination receipts were reported as \$1,144.51, and expenditures as \$2,554.19.

Election expense returns were received from 8 candidates, two of whom reported no receipts. Total election receipts as reported were \$643.10, and expenditures \$885.67.

Respectfully submitted,  
 FREDERIC W. COOK,  
*Secretary.*

NAME	Political Designation	Votes	Per Cent
<i>Vote for Governor, 1938</i>			
Henning A. Blomen of Cambridge . . .	Socialist Labor Party	3,927	.22
Roland S. Bruneau of Cambridge . . .	Independent . . .	3,400	.19
Jeffrey W. Campbell of Boston . . .	Socialist . . .	5,691	.32
James M. Curley of Boston . . .	Democratic . . .	793,884	44.87
William A. Davenport of Greenfield . . .	Independent Tax- Reform . . .	3,118	.17
Otis Archer Hood of Worcester . . .	Communist Party . . .	3,488	.19
Charles L. Manser of Boston . . .	Sound, Sensible Gov- ernment . . .	1,533	.09
William H. McMasters of Cambridge . . .	Townsend Recovery Plan . . .	7,206	.41
Leverett Saltonstall of Newton . . .	Republican . . .	941,465	53.43
George L. Thompson of Randolph . . .	Prohibition . . .	2,046	.11
All others . . . . .	— —	111	—

NAME	Political Designation	Votes
<i>Vote for Lieutenant Governor, 1938</i>		
Manuel Blank of Boston . . . . .	Communist Party . . .	8,945
James Henry Brennan of Boston . . . . .	Democratic . . .	773,583
Horace T. Cahill of Braintree . . . . .	Republican . . .	921,786
Freeman W. Follett of Haverhill . . . . .	Prohibition . . .	7,527
Joseph F. Massidda of Swampscott . . . . .	Socialist . . .	9,256
George L. McGlynn of Springfield . . . . .	Socialist Labor Party . . .	7,694
All others . . . . .	— —	10

<i>Vote for Secretary, 1938</i>		
Frederic W. Cook of Somerville . . . . .	Republican . . .	965,670
Hugo DeGregory of Springfield . . . . .	Communist Party . . .	11,597
Katherine A. Foley of Lawrence . . . . .	Democratic . . .	720,553
Eileen O'Connor Lane of Newton . . . . .	Socialist . . .	10,586
Malcolm T. Rowe of Lynn . . . . .	Socialist Labor Party . . .	7,584
All others . . . . .	— —	9

<i>Vote for Treasurer and Receiver-General 1938</i>		
Frank L. Asher of Boston . . . . .	Communist Party . . .	9,320
Albert Sprague Coolidge of Cambridge . . . . .	Socialist . . .	16,123
Owen Gallagher of Boston . . . . .	Democratic . . .	681,512
John J. Hurley of Revere . . . . .	Independent . . .	36,251
William E. Hurley of Boston . . . . .	Republican . . .	958,350
Ralph Pirone of Lynn . . . . .	Socialist Labor Party . . .	7,967
All others . . . . .	— —	11

NAME	Political Designation	Votes
<i>Vote for Auditor, 1938</i>		
Thomas H. Buckley of Abington . . . . .	Democratic . . . . .	818,192
Michael C. Flaherty of Boston . . . . .	Socialist . . . . .	14,744
Horace I. Hillis of Saugus . . . . .	Socialist Labor Party . . . . .	6,847
Michael Tuysuzian of Boston . . . . .	Communist Party . . . . .	7,142
Guy S. Williams of Worcester . . . . .	Prohibition . . . . .	12,687
Russell A. Wood of Cambridge . . . . .	Republican . . . . .	836,556
All others . . . . .	— — . . . . .	6
<i>Vote for Attorney General, 1938</i>		
Clarence A. Barnes of Mansfield . . . . .	Republican . . . . .	766,244
Paul A. Dever of Cambridge . . . . .	Democratic . . . . .	911,772
Joseph C. Figueiredo of New Bedford . . . . .	Communist Party . . . . .	8,926
George F. Hogan of Nahant . . . . .	Prohibition . . . . .	6,968
Alfred Baker Lewis of Cambridge . . . . .	Socialist . . . . .	10,804
Fred E. Oelcher of Peabody . . . . .	Socialist Labor Party . . . . .	4,396
All others . . . . .	— — . . . . .	20

NAME	Political Designation	Votes	Per Cent
<i>Vote for Governor, 1936</i>			
Fred G. Bushold of Lawrence . . . . .	Union-Coughlin-Townsend . . . . .	23,605	1.29
Alfred H. Evans of Northfield . . . . .	Prohibition . . . . .	3,424	.19
John W. Haigis of Greenfield . . . . .	Republican . . . . .	839,740	46.09
Horace I. Hillis of Saugus . . . . .	Socialist Labor Party . . . . .	3,769	.21
Otis Archer Hood of Boston . . . . .	Communist Party . . . . .	6,026	.33
Charles F. Hurley of Cambridge . . . . .	Democratic . . . . .	867,743	47.61
Alfred Baker Lewis of Cambridge . . . . .	Socialist Party . . . . .	9,483	.52
William H. McMasters of Cambridge . . . . .	The Union Party . . . . .	68,467	3.76
All others . . . . .	— — . . . . .	3	—

## DATE OF CITY ELECTIONS

	<i>Mayor</i>	
Attleboro . . . . .	John W. McIntyre . . . . .	1st Tuesday in December in every even-numbered year beginning in 1928.
Beverly . . . . .	Daniel E. McLean . . . . .	Tuesday next after 2d Monday in December in each even-numbered year, beginning in 1936.
Boston (Plan 2, accepted 1924, chapter 479)	Maurice J. Tobin . . . . .	Tuesday after the 1st Monday in November in every odd-numbered year, beginning in 1925.
Brockton (Plan B) . . . . .	Fred D. Rowe . . . . .	Tuesday next following 1st Monday of December in every odd-numbered year, beginning in 1939.
Cambridge (Plan B and 1921, chapter 199)	John W. Lyons . . . . .	Tuesday next after 1st Monday in November in every odd-numbered year, beginning in 1921.
Chelsea . . . . .	Edward J. Voke . . . . .	Tuesday following 2d Monday in November in every odd-numbered year, beginning in 1933.
Chicopee . . . . .	Anthony J. Stonina . . . . .	1st Tuesday after the 1st Monday in December.
Everett . . . . .	Frank E. Lewis . . . . .	Tuesday next after the 1st Monday in November in each odd-numbered year, beginning in 1931.
Fall River (Plan A) . . . . .	Alexander C. Murray . . . . .	3d Tuesday in December in every even-numbered year, beginning in 1934.
Fitchburg (Plan B and 1928, Chapter 145)	Alfred Woollacott . . . . .	Tuesday next following the 1st Monday in November in each odd-numbered year, beginning in 1929.
Gardner . . . . .	Fred E. Perry . . . . .	Tuesday next following the 1st Monday in November in each odd-numbered year, beginning in 1937.
Gloucester . . . . .	Sylvester F. Whalen . . . . .	Tuesday next following the first Monday in December in each odd-numbered year, beginning in 1939.
Haverhill . . . . .	Albert W. Glynn . . . . .	Tuesday next after 1st Monday in December.
Holyoke . . . . .	William P. Yoerg . . . . .	1st Tuesday in December in each odd-numbered year beginning in 1937.
Lawrence . . . . .	Walter A. Griffin . . . . .	2d Tuesday in December.
Leominster . . . . .	Sidney E. Bell . . . . .	Tuesday next following the first Monday in November in each odd-numbered year, beginning in 1937.
Lowell (Plan B and 1928, chapter 219)	Dewey G. Archambault . . . . .	Tuesday next following 1st Monday in November in each odd-numbered year, beginning in 1929.
Lynn . . . . .	J. Fred Manning . . . . .	Tuesday next after 1st Monday in November in every odd-numbered year, beginning in 1925.
Malden (Chapter 2S, Acts of 1936)	John D. Devir . . . . .	2d Tuesday in November in each odd-numbered year, beginning in 1937.
Marlborough (Plan B and 1932, chapter 37)	Louis F. Ingalls . . . . .	1st Tuesday in November in every odd-numbered year, beginning in 1933.
Medford . . . . .	John C. Carr . . . . .	Tuesday next following 1st Monday of November in every odd-numbered year, beginning in 1931.
Melrose (Chapter 266, Acts of 1937)	Robert A. Perkins . . . . .	2d Tuesday in November in every odd-numbered year, beginning in 1941.
New Bedford (Plan B) . . . . .	Leo E. J. Carney . . . . .	(1938 election held December 20) Tuesday next following 1st Monday of December in every even-numbered year, beginning in 1940.
Newburyport (Plan B) . . . . .	James F. Carens . . . . .	Tuesday next after 1st Monday in December.
Newton . . . . .	Edwin O. Childs . . . . .	Tuesday next after 1st Monday in November in each odd-numbered year, beginning in 1939.
North Adams . . . . .	Dr. Francis J. O'Hara . . . . .	2d Tuesday in December.
Northampton . . . . .	William H. Feiker . . . . .	1st Tuesday in December in every odd-numbered year, beginning in 1927.
Peabody . . . . .	Joseph B. O'Keete . . . . .	Tuesday next following 1st Monday in December in each even-numbered year, beginning in 1936.
Pittsfield . . . . .	James Fallon . . . . .	1st Tuesday after 1st Monday of November in every odd-numbered year, beginning in 1931.
Quincy (Plan A) . . . . .	Thomas S. Burgin . . . . .	Tuesday next after 1st Monday in December.
Revere . . . . .	Lautence J. Gillis . . . . .	2d Tuesday in December in every even-numbered year, beginning in 1922.

## DATE OF CITY ELECTIONS—Concluded.

		<i>Mayor</i>	
Salem (Plan B and chapter 133, Acts of 1933)	Edward A. Coffey . . . .		Tuesday next after 1st Monday in December in every odd-numbered year, beginning in 1935.
Somerville . . . . .	John M. Lynch . . . . .		Tuesday after 1st Monday in November in every odd-numbered year, beginning in 1925.
Springfield . . . . .	Roger L. Putnam . . . . .		Tuesday following 1st Monday of November in every odd-numbered year, beginning in 1925.
Taunton . . . . .	Arthur E. Poole . . . . .		Tuesday next after 1st Monday in December.
Waltham (Plan B and 1926, chapter 63)	Arthur A. Hansen . . . . .		Tuesday next after 1st Monday in November in each odd-numbered year, beginning in 1927.
Westfield . . . . .	Raymond H. Cowing . . . . .		Tuesday following 1st Monday in November in every odd-numbered year, beginning 1937.
Woburn . . . . .	William E. Kane . . . . .		2d Tuesday of November in every odd-numbered year, beginning in 1933.
Worcester . . . . .	William A. Bennett . . . . .		Tuesday next following 1st Monday in November in each odd-numbered year, beginning in 1927.

## NUMBER OF POLLING PLACES, 1938.

<sup>1</sup> Town elections: 514, viz., 247 towns, 1 each; 67 towns divided into voting precincts, 267.

State election: 1,794, viz., Boston 388; 38 other cities, 834; 102 towns, divided into voting precincts, 361; 210 towns, not divided into voting precincts, 1 each.

<sup>2</sup> City elections: 15 cities, 280.

## TOWN BALLOT ACT.

The provisions of law by which ballots for town officers are provided at the expense of the town, have been accepted by 291 towns, wherein the method of nomination and electing town officers is similar to that for State officers.

## PRECINCT VOTING IN TOWNS AT ANNUAL TOWN ELECTIONS.

The provisions of law relative to precinct voting in towns at annual town elections have been accepted by the following towns:

Abington	Florida	Randolph
Acton	Foxborough	Rockland
Adams	Framingham	Rockport
Agawam	Freetown	Saugus
Andover	Grafton	Seekonk
Arlington	Great Barrington	South Hadley
Ashburnham	Groveland	Swampscott
Athol	Hardwick	Templeton
Auburn	Holbrook	Uxbridge
Barnstable	Leicester	Wakefield
Barre	Lexington	Walpole
Bellingham	Longmeadow	Warren
Belmont	Ludlow	Watertown
Braintree	Lynnfield	Wellesley
Brookline	Methuen	West Springfield
Chelmsford	Milton	Westport
Concord	Montague	Westwood
Dartmouth	Natick	Weymouth
Dedham	North Andover	Williamsburg
Dracut	Northbridge	Winchester
Easton	Palmer	Winthrop
Erving	Pepperell	Yarmouth
Falmouth		

<sup>1</sup>No election in Prescott (Acts of 1928, chap. 340, sec. 4), and in Millville (Acts of 1933, chap. 341).

<sup>2</sup>No election in Boston, Brockton, Cambridge, Chelsea, Everett, Fitchburg, Gardner, Holyoke, Leominster, Lowell, Lynn, Malden, Marlborough, Medford, Newton, Northampton, Pittsfield, Salem, Somerville, Springfield, Waltham, Westfield, Woburn, and Worcester.

---

NUMBER  
OF  
REGISTERED VOTERS  
AND  
PERSONS WHO VOTED  
AT THE  
STATE, CITY AND TOWN ELECTIONS  
IN THE YEAR 1938

---

## NUMBER OF REGISTERED VOTERS AND PERSONS WHO VOTED AT ELECTIONS.

Many names of voters on the list at the State election are, by reason of change of residence, erased from the list of voters at municipal elections.

CITIES, WARDS AND VOTING PRECINCTS.	STATE ELECTIONS. Nov. 8, 1938.		CITY ELECTIONS, 1938.		
	Registered Voters.	Persons who voted.	Date of Elec- tion.	Regis- tered Voters.	Persons who voted.
<b>Attleboro</b>	<b>10,471</b>	<b>8,776</b>	<b>Dec. 6</b>	<b>10,620</b>	<b>8,628</b>
Ward 1, Precinct A	1,451	1,178	6	1,467	1,107
" 1, " B	837	682	6	865	713
" 2	2,025	1,746	6	2,053	1,653
" 3	2,074	1,788	6	2,102	1,695
" 4	1,891	1,598	6	1,915	1,598
" 5	2,193	1,784	6	2,218	1,862
<b>Beverly</b>	<b>13,541</b>	<b>11,688</b>	<b>Dec. 13</b>	<b>13,660</b>	<b>8,134</b>
Ward 1, Precinct 1	1,332	1,101	13	1,347	1,126
" 1, " 2	1,768	1,519	13	1,782	324
" 1, " 3	506	448	13	508	838
" 2	1,617	1,403	13	1,630	1,002
" 3	1,704	1,465	13	1,728	1,204
" 4, " 1	1,441	1,250	13	1,442	770
" 4, " 2	1,530	1,315	13	1,533	780
" 5, " 1	1,472	1,244	13	1,505	826
" 5, " 2	1,160	1,044	13	1,160	618
" 6, " 1	806	724	13	818	555
" 6, " 2	205	175	13	207	91
<b>Boston</b>	<b>363,940</b>	<b>311,822</b>	-	-	-
Ward 1	21,993	18,352	-	-	-
" 1, Precinct 1	1,093	908	-	-	-
" 1, " 2	1,070	901	-	-	-
" 1, " 3	1,009	867	-	-	-
" 1, " 4	964	823	-	-	-
" 1, " 5	1,147	935	-	-	-
" 1, " 6	1,036	847	-	-	-
" 1, " 7	1,003	816	-	-	-
" 1, " 8	972	812	-	-	-
" 1, " 9	1,053	852	-	-	-
" 1, " 10	971	789	-	-	-
" 1, " 11	990	825	-	-	-
" 1, " 12	1,115	932	-	-	-
" 1, " 13	993	822	-	-	-
" 1, " 14	898	748	-	-	-
" 1, " 15	859	729	-	-	-
" 1, " 16	893	732	-	-	-
" 1, " 17	944	779	-	-	-
" 1, " 18	893	772	-	-	-
" 1, " 19	758	672	-	-	-
" 1, " 20	1,173	976	-	-	-
" 1, " 21	1,187	1,013	-	-	-
" 1, " 22	972	802	-	-	-
Ward 2	13,586	11,538	-	-	-
" 2, Precinct 1	816	691	-	-	-
" 2, " 2	718	598	-	-	-
" 2, " 3	735	616	-	-	-
" 2, " 4	771	668	-	-	-
" 2, " 5	695	583	-	-	-
" 2, " 6	922	817	-	-	-
" 2, " 7	776	637	-	-	-
" 2, " 8	724	606	-	-	-
" 2, " 9	686	550	-	-	-
" 2, " 10	806	693	-	-	-
" 2, " 11	728	633	-	-	-
" 2, " 12	879	739	-	-	-
" 2, " 13	953	842	-	-	-
" 2, " 14	791	659	-	-	-
" 2, " 15	840	698	-	-	-
" 2, " 16	776	673	-	-	-
" 2, " 17	970	835	-	-	-
Ward 3	18,632	15,956	-	-	-
" 3, Precinct 1	1,135	1,002	-	-	-
" 3, " 2	1,016	886	-	-	-
" 3, " 3	934	783	-	-	-
" 3, " 4	1,098	916	-	-	-
" 3, " 5	885	764	-	-	-
" 3, " 6	963	835	-	-	-
" 3, " 7	1,009	845	-	-	-
" 3, " 8	720	617	-	-	-
" 3, " 9	963	811	-	-	-
" 3, " 10	953	801	-	-	-
" 3, " 11	909	776	-	-	-
" 3, " 12	1,061	940	-	-	-
" 3, " 13	1,163	1,027	-	-	-
" 3, " 14	1,077	958	-	-	-

NUMBER OF REGISTERED VOTERS AND PERSONS WHO VOTED  
 AT ELECTIONS — Continued.

CITIES, WARDS AND VOTING PRECINCTS.			STATE ELECTIONS, Nov 8 1938.		CITY ELECTIONS, 1938.		
			Regis- tered Voters.	Persons who voted.	Date of Elec- tion.	Regis- tered Voters.	Persons who voted.
<b>Boston — Con.</b>							
Ward	3, Precinct	15	959	829	—	—	—
"	3, "	16	1,066	887	—	—	—
"	3, "	17	1,006	836	—	—	—
"	3, "	18	809	667	—	—	—
"	3, "	19	906	776	—	—	—
Ward	4		15,237	12,882	—	—	—
"	4, Precinct	1	1,010	840	—	—	—
"	4, "	2	1,021	849	—	—	—
"	4, "	3	806	691	—	—	—
"	4, "	4	1,073	885	—	—	—
"	4, "	5	920	772	—	—	—
"	4, "	6	1,050	917	—	—	—
"	4, "	7	1,063	910	—	—	—
"	4, "	8	963	839	—	—	—
"	4, "	9	986	852	—	—	—
"	4, "	10	1,087	903	—	—	—
"	4, "	11	1,095	939	—	—	—
"	4, "	12	1,042	886	—	—	—
"	4, "	13	1,135	968	—	—	—
"	4, "	14	882	735	—	—	—
"	4, "	15	1,104	896	—	—	—
Ward	5		15,580	13,601	—	—	—
"	5, Precinct	1	1,114	950	—	—	—
"	5, "	2	1,143	1,006	—	—	—
"	5, "	3	993	855	—	—	—
"	5, "	4	991	882	—	—	—
"	5, "	5	1,087	959	—	—	—
"	5, "	6	1,129	948	—	—	—
"	5, "	7	1,064	967	—	—	—
"	5, "	8	1,077	967	—	—	—
"	5, "	9	649	595	—	—	—
"	5, "	10	961	847	—	—	—
"	5, "	11	931	807	—	—	—
"	5, "	12	1,071	925	—	—	—
"	5, "	13	827	712	—	—	—
"	5, "	14	1,161	1,003	—	—	—
"	5, "	15	1,382	1,178	—	—	—
Ward	6		13,933	11,783	—	—	—
"	6, Precinct	1	659	558	—	—	—
"	6, "	2	648	536	—	—	—
"	6, "	3	931	772	—	—	—
"	6, "	4	905	738	—	—	—
"	6, "	5	862	734	—	—	—
"	6, "	6	891	743	—	—	—
"	6, "	7	864	721	—	—	—
"	6, "	8	876	744	—	—	—
"	6, "	9	952	789	—	—	—
"	6, "	10	879	755	—	—	—
"	6, "	11	979	847	—	—	—
"	6, "	12	937	780	—	—	—
"	6, "	13	867	763	—	—	—
"	6, "	14	944	815	—	—	—
"	6, "	15	919	792	—	—	—
"	6, "	16	820	696	—	—	—
Ward	7		14,222	12,199	—	—	—
"	7, Precinct	1	934	798	—	—	—
"	7, "	2	811	746	—	—	—
"	7, "	3	871	752	—	—	—
"	7, "	4	885	764	—	—	—
"	7, "	5	771	655	—	—	—
"	7, "	6	843	736	—	—	—
"	7, "	7	889	747	—	—	—
"	7, "	8	864	743	—	—	—
"	7, "	9	847	716	—	—	—
"	7, "	10	824	697	—	—	—
"	7, "	11	864	736	—	—	—
"	7, "	12	783	674	—	—	—
"	7, "	13	813	700	—	—	—
"	7, "	14	834	718	—	—	—
"	7, "	15	819	698	—	—	—
"	7, "	16	835	709	—	—	—
"	7, "	17	735	610	—	—	—
Ward	8		12,435	10,499	—	—	—
"	8, Precinct	1	729	636	—	—	—
"	8, "	2	788	656	—	—	—
"	8, "	3	819	701	—	—	—
"	8, "	4	1,053	890	—	—	—
"	8, "	5	1,048	882	—	—	—

NUMBER OF REGISTERED VOTERS AND PERSONS WHO VOTED  
AT ELECTIONS — Continued.

CITIES, WARDS AND VOTING PRECINCTS.	STATE ELECTIONS. Nov. 8, 1938.		CITY ELECTIONS, 1938.		
	Registered Voters.	Persons who voted.	Date of Elec- tion.	Registered Voters.	Persons who voted.
<b>Boston — Con.</b>					
Ward 8, Precinct 6	799	673	—	—	—
" 8, " 7	932	758	—	—	—
" 8, " 8	939	814	—	—	—
" 8, " 9	863	720	—	—	—
" 8, " 10	843	710	—	—	—
" 8, " 11	943	822	—	—	—
" 8, " 12	1,007	836	—	—	—
" 8, " 13	879	735	—	—	—
" 8, " 14	793	666	—	—	—
Ward 9	13,589	11,154	—	—	—
Ward 9, Precinct 1	993	843	—	—	—
" 9, " 2	1,048	885	—	—	—
" 9, " 3	989	829	—	—	—
" 9, " 4	1,029	843	—	—	—
" 9, " 5	1,024	811	—	—	—
" 9, " 6	1,113	877	—	—	—
" 9, " 7	977	778	—	—	—
" 9, " 8	794	643	—	—	—
" 9, " 9	1,093	890	—	—	—
" 9, " 10	782	629	—	—	—
" 9, " 11	715	444	—	—	—
" 9, " 12	715	597	—	—	—
" 9, " 13	828	710	—	—	—
" 9, " 14	733	607	—	—	—
" 9, " 15	926	768	—	—	—
Ward 10	14,095	12,396	—	—	—
Ward 10, Precinct 1	809	703	—	—	—
" 10, " 2	880	760	—	—	—
" 10, " 3	919	816	—	—	—
" 10, " 4	818	723	—	—	—
" 10, " 5	741	668	—	—	—
" 10, " 6	737	689	—	—	—
" 10, " 7	922	822	—	—	—
" 10, " 8	948	843	—	—	—
" 10, " 9	1,046	885	—	—	—
" 10, " 10	1,104	963	—	—	—
" 10, " 11	752	662	—	—	—
" 10, " 12	875	747	—	—	—
" 10, " 13	890	783	—	—	—
" 10, " 14	850	741	—	—	—
" 10, " 15	826	721	—	—	—
" 10, " 16	978	870	—	—	—
Ward 11	14,071	12,043	—	—	—
Ward 11, Precinct 1	929	776	—	—	—
" 11, " 2	810	702	—	—	—
" 11, " 3	741	640	—	—	—
" 11, " 4	690	573	—	—	—
" 11, " 5	750	612	—	—	—
" 11, " 6	941	800	—	—	—
" 11, " 7	1,050	857	—	—	—
" 11, " 8	1,081	933	—	—	—
" 11, " 9	983	842	—	—	—
" 11, " 10	862	743	—	—	—
" 11, " 11	1,183	1,032	—	—	—
" 11, " 12	848	731	—	—	—
" 11, " 13	703	624	—	—	—
" 11, " 14	889	755	—	—	—
" 11, " 15	780	683	—	—	—
" 11, " 16	841	740	—	—	—
Ward 12	16,981	14,425	—	—	—
Ward 12, Precinct 1	895	780	—	—	—
" 12, " 2	785	669	—	—	—
" 12, " 3	860	736	—	—	—
" 12, " 4	908	760	—	—	—
" 12, " 5	874	756	—	—	—
" 12, " 6	952	811	—	—	—
" 12, " 7	991	817	—	—	—
" 12, " 8	828	704	—	—	—
" 12, " 9	850	725	—	—	—
" 12, " 10	981	831	—	—	—
" 12, " 11	909	756	—	—	—
" 12, " 12	973	849	—	—	—
" 12, " 13	874	750	—	—	—
" 12, " 14	934	783	—	—	—
" 12, " 15	860	730	—	—	—
" 12, " 16	854	731	—	—	—
" 12, " 17	846	705	—	—	—
" 12, " 18	979	839	—	—	—
" 12, " 19	828	693	—	—	—



NUMBER OF REGISTERED VOTERS AND PERSONS WHO VOTED  
AT ELECTIONS — Continued.

CITIES, WARDS AND VOTING PRECINCTS.	STATE ELECTIONS, Nov. 8, 1938.		CITY ELECTIONS, 1938.		
	Registered Voters.	Persons who voted.	Date of Elec- tion.	Regis- tered Voters.	Persons who voted.
<b>Boston — Con.</b>					
Ward 13	14,048	12,107	—	—	—
" 13, Precinct 1	822	708	—	—	—
" 13, " 2	884	759	—	—	—
" 13, " 3	1,005	826	—	—	—
" 13, " 4	920	790	—	—	—
" 13, " 5	935	770	—	—	—
" 13, " 6	869	736	—	—	—
" 13, " 7	773	639	—	—	—
" 13, " 8	969	848	—	—	—
" 13, " 9	659	587	—	—	—
" 13, " 10	845	752	—	—	—
" 13, " 11	816	720	—	—	—
" 13, " 12	707	603	—	—	—
" 13, " 13	951	848	—	—	—
" 13, " 14	923	802	—	—	—
" 13, " 15	970	842	—	—	—
" 13, " 16	1,000	877	—	—	—
Ward 14	20,819	17,712	—	—	—
" 14, Precinct 1	1,099	911	—	—	—
" 14, " 2	995	823	—	—	—
" 14, " 3	935	805	—	—	—
" 14, " 4	1,020	861	—	—	—
" 14, " 5	1,083	892	—	—	—
" 14, " 6	922	802	—	—	—
" 14, " 7	953	849	—	—	—
" 14, " 8	946	816	—	—	—
" 14, " 9	1,007	851	—	—	—
" 14, " 10	974	818	—	—	—
" 14, " 11	926	824	—	—	—
" 14, " 12	914	873	—	—	—
" 14, " 13	995	886	—	—	—
" 14, " 14	960	792	—	—	—
" 14, " 15	946	770	—	—	—
" 14, " 16	950	799	—	—	—
" 14, " 17	1,096	913	—	—	—
" 14, " 18	1,103	915	—	—	—
" 14, " 19	1,023	829	—	—	—
" 14, " 20	1,009	859	—	—	—
" 14, " 21	963	824	—	—	—
Ward 15	14,267	12,111	—	—	—
" 15, Precinct 1	1,044	891	—	—	—
" 15, " 2	960	820	—	—	—
" 15, " 3	1,071	857	—	—	—
" 15, " 4	917	788	—	—	—
" 15, " 5	886	762	—	—	—
" 15, " 6	969	848	—	—	—
" 15, " 7	999	871	—	—	—
" 15, " 8	861	797	—	—	—
" 15, " 9	999	850	—	—	—
" 15, " 10	967	811	—	—	—
" 15, " 11	975	824	—	—	—
" 15, " 12	999	837	—	—	—
" 15, " 13	784	671	—	—	—
" 15, " 14	854	699	—	—	—
" 15, " 15	932	785	—	—	—
Ward 16	18,597	16,052	—	—	—
" 16, Precinct 1	970	823	—	—	—
" 16, " 2	966	794	—	—	—
" 16, " 3	932	822	—	—	—
" 16, " 4	883	778	—	—	—
" 16, " 5	925	783	—	—	—
" 16, " 6	992	853	—	—	—
" 16, " 7	1,006	863	—	—	—
" 16, " 8	943	816	—	—	—
" 16, " 9	915	793	—	—	—
" 16, " 10	923	784	—	—	—
" 16, " 11	907	799	—	—	—
" 16, " 12	905	787	—	—	—
" 16, " 13	944	817	—	—	—
" 16, " 14	895	767	—	—	—
" 16, " 15	982	757	—	—	—
" 16, " 16	967	832	—	—	—
" 16, " 17	929	845	—	—	—
" 16, " 18	914	777	—	—	—
" 16, " 19	826	795	—	—	—
" 16, " 20	873	767	—	—	—
Ward 17	17,696	15,254	—	—	—
" 17, Precinct 1	844	733	—	—	—
" 17, " 2	747	623	—	—	—

NUMBER OF REGISTERED VOTERS AND PERSONS WHO VOTED  
AT ELECTIONS — Continued.

CITIES, WARDS AND VOTING PRECINCTS.	STATE ELECTIONS. Nov. 8, 1938.		CITY ELECTIONS, 1938.		
	Registered Voters.	Persons who voted.	Date of Elec- tion.	Regis- tered Voters.	Persons who voted.
<b>Boston — Con.</b>					
Ward 17, Precinct 3		633	527	—	—
" 17, " 4		913	776	—	—
" 17, " 5		914	788	—	—
" 17, " 6		834	754	—	—
" 17, " 7		917	809	—	—
" 17, " 8		966	809	—	—
" 17, " 9		1,024	886	—	—
" 17, " 10		845	734	—	—
" 17, " 11		915	804	—	—
" 17, " 12		947	786	—	—
" 17, " 13		992	825	—	—
" 17, " 14		934	774	—	—
" 17, " 15		994	859	—	—
" 17, " 16		873	775	—	—
" 17, " 17		834	728	—	—
" 17, " 18		860	763	—	—
" 17, " 19		938	814	—	—
" 17, " 20		772	687	—	—
Ward 18	20,974	18,038	—	—	—
" 18, Precinct 1		927	772	—	—
" 18, " 2		1,099	851	—	—
" 18, " 3		1,057	856	—	—
" 18, " 4		970	849	—	—
" 18, " 5		1,002	868	—	—
" 18, " 6		962	844	—	—
" 18, " 7		996	872	—	—
" 18, " 8		996	855	—	—
" 18, " 9		989	838	—	—
" 18, " 10		977	925	—	—
" 18, " 11		1,103	977	—	—
" 18, " 12		1,102	965	—	—
" 18, " 13		1,015	866	—	—
" 18, " 14		909	784	—	—
" 18, " 15		1,061	918	—	—
" 18, " 16		999	896	—	—
" 18, " 17		953	812	—	—
" 18, " 18		1,004	851	—	—
" 18, " 19		979	820	—	—
" 18, " 20		971	821	—	—
" 18, " 21		903	798	—	—
Ward 19	16,910	14,782	—	—	—
" 19, Precinct 1		1,097	965	—	—
" 19, " 2		1,069	948	—	—
" 19, " 3		995	895	—	—
" 19, " 4		1,226	983	—	—
" 19, " 5		1,029	893	—	—
" 19, " 6		1,061	926	—	—
" 19, " 7		842	743	—	—
" 19, " 8		998	923	—	—
" 19, " 9		865	768	—	—
" 19, " 10		1,013	893	—	—
" 19, " 11		1,043	916	—	—
" 19, " 12		1,037	908	—	—
" 19, " 13		1,027	881	—	—
" 19, " 14		807	705	—	—
" 19, " 15		976	837	—	—
" 19, " 16		1,036	891	—	—
" 19, " 17		789	707	—	—
Ward 20	21,027	18,825	—	—	—
" 20, Precinct 1		958	855	—	—
" 20, " 2		954	839	—	—
" 20, " 3		894	785	—	—
" 20, " 4		893	810	—	—
" 20, " 5		980	870	—	—
" 20, " 6		1,032	933	—	—
" 20, " 7		903	780	—	—
" 20, " 8		971	869	—	—
" 20, " 9		930	829	—	—
" 20, " 10		1,054	966	—	—
" 20, " 11		931	861	—	—
" 20, " 12		887	787	—	—
" 20, " 13		1,002	890	—	—
" 20, " 14		977	878	—	—
" 20, " 15		990	857	—	—
" 20, " 16		979	860	—	—
" 20, " 17		1,040	955	—	—
" 20, " 18		911	856	—	—
" 20, " 19		946	849	—	—
" 20, " 20		953	868	—	—

NUMBER OF REGISTERED VOTERS AND PERSONS WHO VOTED  
AT ELECTIONS — Continued.

CITIES, WARDS AND VOTING PRECINCTS.	STATE ELECTIONS. Nov. 8, 1938.		CITY ELECTIONS, 1938.		
	Registered Voters.	Persons who voted.	Date of Elec- tion.	Registered Voters.	Persons who voted.
<b>Boston — Con.</b>					
Ward 20, Precinct 21	924	824	-	-	-
" 20, " 22	918	804	-	-	-
Ward 21	18,861	15,911	-	-	-
" 21, Precinct 1	1,240	1,075	-	-	-
" 21, " 2	1,141	952	-	-	-
" 21, " 3	1,103	934	-	-	-
" 21, " 4	960	810	-	-	-
" 21, " 5	923	775	-	-	-
" 21, " 6	1,042	911	-	-	-
" 21, " 7	1,206	1,000	-	-	-
" 21, " 8	1,122	936	-	-	-
" 21, " 9	884	739	-	-	-
" 21, " 10	757	672	-	-	-
" 21, " 11	1,182	951	-	-	-
" 21, " 12	1,197	989	-	-	-
" 21, " 13	921	811	-	-	-
" 21, " 14	1,100	920	-	-	-
" 21, " 15	1,032	891	-	-	-
" 21, " 16	965	807	-	-	-
" 21, " 17	962	814	-	-	-
" 21, " 18	1,124	924	-	-	-
Ward 22	16,387	14,202	-	-	-
" 22, Precinct 1	787	660	-	-	-
" 22, " 2	958	821	-	-	-
" 22, " 3	944	821	-	-	-
" 22, " 4	829	731	-	-	-
" 22, " 5	945	806	-	-	-
" 22, " 6	946	837	-	-	-
" 22, " 7	926	815	-	-	-
" 22, " 8	949	835	-	-	-
" 22, " 9	1,081	904	-	-	-
" 22, " 10	1,028	885	-	-	-
" 22, " 11	1,058	945	-	-	-
" 22, " 12	952	836	-	-	-
" 22, " 13	1,024	893	-	-	-
" 22, " 14	1,031	894	-	-	-
" 22, " 15	967	813	-	-	-
" 22, " 16	983	841	-	-	-
" 22, " 17	979	856	-	-	-
<b>Brockton</b>	<b>34,095</b>	<b>29,083</b>	-	-	-
Ward 1, Precinct A	971	788	-	-	-
" 1, " B	925	779	-	-	-
" 1, " C	960	829	-	-	-
" 1, " D	1,234	1,068	-	-	-
" 1, " E	1,561	1,359	-	-	-
" 2, " A	1,150	967	-	-	-
" 2, " B	1,108	963	-	-	-
" 2, " C	993	871	-	-	-
" 2, " D	1,270	1,129	-	-	-
" 3, " A	1,133	919	-	-	-
" 3, " B	1,221	1,024	-	-	-
" 3, " C	898	777	-	-	-
" 3, " D	1,166	1,036	-	-	-
" 3, " E	1,587	13,79	-	-	-
" 4, " A	1,148	983	-	-	-
" 4, " B	1,127	955	-	-	-
" 4, " C	1,200	1,023	-	-	-
" 5, " A	1,445	1,199	-	-	-
" 5, " B	1,399	1,173	-	-	-
" 5, " C	1,300	1,082	-	-	-
" 6, " A	1,037	900	-	-	-
" 6, " B	1,114	921	-	-	-
" 6, " C	1,563	1,299	-	-	-
" 6, " D	1,087	951	-	-	-
" 7, " A	1,053	892	-	-	-
" 7, " B	1,013	899	-	-	-
" 7, " C	1,125	964	-	-	-
" 7, " D	948	794	-	-	-
" 7, " E	1,359	1,160	-	-	-
<b>Cambridge</b>	<b>52,853</b>	<b>46,291</b>	-	-	-
Ward 1, Precinct 1	996	852	-	-	-
" 1, " 2	1,106	950	-	-	-
" 1, " 3	979	836	-	-	-
" 1, " 4	1,037	913	-	-	-
" 1, " 5	901	765	-	-	-
" 2, " 1	348	307	-	-	-
" 2, " 2	1,244	1,084	-	-	-
" 2, " 3	888	778	-	-	-
" 2, " 4	886	742	-	-	-

NUMBER OF REGISTERED VOTERS AND PERSONS WHO VOTED AT ELECTIONS — Continued.

CITIES, WARDS AND VOTING PRECINCTS.	STATE ELECTIONS. Nov. 8, 1938.		CITY ELECTIONS, 1938.		
	Registered Voters.	Persons who voted.	Date of Election.	Registered Voters.	Persons who voted.
<b>Cambridge — Con.</b>					
Ward 2, Precinct 5	821	695	—	—	—
" 3, " 1	869	747	—	—	—
" 3, " 2	906	773	—	—	—
" 3, " 3	783	681	—	—	—
" 3, " 4	971	848	—	—	—
" 3, " 5	863	775	—	—	—
" 4, " 1	554	454	—	—	—
" 4, " 2	834	717	—	—	—
" 4, " 3	1,032	894	—	—	—
" 4, " 4	1,260	1,102	—	—	—
" 4, " 5	1,249	1,106	—	—	—
" 5, " 1	978	817	—	—	—
" 5, " 2	1,127	984	—	—	—
" 5, " 3	1,319	1,134	—	—	—
" 5, " 4	1,096	953	—	—	—
" 6, " 1	1,012	859	—	—	—
" 6, " 2	798	662	—	—	—
" 6, " 3	1,040	869	—	—	—
" 6, " 4	888	799	—	—	—
" 7, " 1	1,165	1,020	—	—	—
" 7, " 2	903	806	—	—	—
" 7, " 3	1,004	902	—	—	—
" 7, " 4	1,201	1,032	—	—	—
" 7, " 5	679	580	—	—	—
" 8, " 1	1,251	1,114	—	—	—
" 8, " 2	1,176	1,067	—	—	—
" 8, " 3	971	844	—	—	—
" 8, " 4	937	833	—	—	—
" 9, " 1	1,218	1,094	—	—	—
" 9, " 2	1,105	990	—	—	—
" 9, " 3	956	852	—	—	—
" 9, " 4	811	748	—	—	—
" 9, " 5	1,147	1,024	—	—	—
" 9, " 6	844	763	—	—	—
" 10, " 1	928	828	—	—	—
" 10, " 2	1,238	1,097	—	—	—
" 10, " 3	928	830	—	—	—
" 10, " 4	991	883	—	—	—
" 10, " 5	1,248	1,115	—	—	—
" 11, " 1	872	768	—	—	—
" 11, " 2	926	829	—	—	—
" 11, " 3	1,174	1,051	—	—	—
" 11, " 4	1,062	943	—	—	—
" 11, " 5	1,333	1,173	—	—	—
<b>Chelsea</b>	<b>17,961</b>	<b>13,912</b>			
Ward 1, Precinct 1	1,186	916	—	—	—
" 1, " 2	1,545	1,181	—	—	—
" 2, " 1	1,484	1,122	—	—	—
" 2, " 2	1,536	1,182	—	—	—
" 3, " 1	2,721	2,033	—	—	—
" 3, " 2	1,675	1,303	—	—	—
" 4, " 1	823	580	—	—	—
" 4, " 2	2,093	1,543	—	—	—
" 5, " 1	2,294	1,919	—	—	—
" 5, " 2	2,604	2,133	—	—	—
<b>Chicopee</b>	<b>19,213</b>	<b>16,486</b>	<b>Dec. 6</b>	<b>19,311</b>	<b>9,605</b>
Ward 1	970	859	6	980	599
" 2, Precinct A	1,205	1,057	6	1,209	592
" 2, " B	1,113	977	6	1,121	447
" 3, " A	1,497	1,204	6	1,514	828
" 3, " B	625	525	6	624	346
" 4, " A	1,369	1,227	6	1,374	708
" 4, " B	1,149	992	6	1,155	568
" 4, " C	1,108	970	6	1,113	526
" 5, " A	1,103	962	6	1,108	573
" 5, " B	1,015	873	6	1,023	575
" 5, " C	989	855	6	992	452
" 6, " " "	1,464	1,222	6	1,476	858
" 7, " A	1,267	1,061	6	1,265	603
" 7, " B	923	794	6	927	314
" 7, " C	1,139	960	6	1,143	562
" 7, " D	1,177	976	6	1,188	541
" 7, " E	1,100	972	6	1,099	513
<b>Everett</b>	<b>21,540</b>	<b>18,468</b>			
Ward 1	1,302	1,115	—	—	—
" 2, Precinct 1	1,634	1,403	—	—	—
" 2, " 2	1,641	1,360	—	—	—
" 2, " 3	1,570	1,308	—	—	—
" 3, " 1	1,660	1,454	—	—	—

NUMBER OF REGISTERED VOTERS AND PERSONS WHO VOTED  
AT ELECTIONS — Continued.

CITIES, WARDS AND VOTING PRECINCTS.	STATE ELECTIONS. Nov. 8, 1938.		CITY ELECTIONS, 1938.		
	Registered Voters.	Persons who voted.	Date of Election.	Registered Voters.	Persons who voted.
<b>Everett</b> — Con.					
Ward 3, Precinct 2	1,181	1,020	—	—	—
" 3, " 3	1,402	1,194	—	—	—
" 3, " 4	1,108	966	—	—	—
" 3, " 5	1,263	1,107	—	—	—
" 4, " 1	1,243	1,073	—	—	—
" 4, " 2	861	742	—	—	—
" 4, " 3	1,228	1,049	—	—	—
" 5, " 1	935	787	—	—	—
" 5, " 2	1,004	800	—	—	—
" 6, " 1	1,222	1,073	—	—	—
" 6, " 2	1,060	903	—	—	—
" 6, " 3	1,226	1,054	—	—	—
<b>Fall River</b>	<b>48,282</b>	<b>43,133</b>	<b>Dec. 20</b>	<b>49,348</b>	<b>36,760</b>
Ward 1, Precinct A	1,235	1,061	20	1,275	966
" 1, " B	1,351	1,207	20	1,375	1,035
" 1, " C	1,226	1,103	20	1,263	924
" 1, " D	1,099	952	20	1,145	828
" 1, " E	819	737	20	846	642
" 1, " F	1,095	977	20	1,122	862
" 1, " G	1,024	904	20	1,044	758
" 1, " H	1,024	900	20	1,041	774
" 1, " I	795	710	20	813	601
" 2, " A	1,607	1,451	20	1,637	1,147
" 2, " B	1,131	1,118	20	1,155	830
" 2, " C	1,250	1,099	20	1,272	869
" 2, " D	984	856	20	1,008	723
" 2, " E	1,079	934	20	1,114	775
" 3, " A	977	884	20	999	765
" 3, " B	1,071	954	20	1,092	841
" 3, " C	810	723	20	832	606
" 4, " A	1,249	1,093	20	1,273	989
" 4, " B	838	736	20	857	629
" 4, " C	858	756	20	883	654
" 4, " D	839	713	20	850	642
" 4, " E	961	843	20	973	712
" 5, " A	1,383	1,228	20	1,422	1,028
" 5, " B	800	722	20	822	624
" 5, " C	927	836	20	953	713
" 6, " A	1,446	1,343	20	1,478	1,170
" 6, " B	1,586	1,462	20	1,624	1,279
" 6, " C	1,284	1,144	20	1,324	954
" 6, " D	1,112	982	20	1,126	805
" 6, " E	1,403	1,290	20	1,436	1,086
" 7, " A	739	648	20	753	541
" 7, " B	1,000	887	20	1,027	787
" 7, " C	750	675	20	766	602
" 8, " A	771	695	20	796	578
" 8, " B	823	749	20	849	625
" 8, " C	856	768	20	866	670
" 8, " D	1,236	1,132	20	1,268	1,021
" 8, " E	1,058	954	20	1,070	828
" 8, " F	1,065	945	20	1,086	823
" 8, " G	816	729	20	823	629
" 9, " A	819	741	20	824	646
" 9, " B	828	728	20	843	626
" 9, " C	1,546	1,392	20	1,576	1,181
" 9, " D	810	719	20	821	561
" 9, " E	1,194	1,047	20	1,211	857
" 9, " F	708	606	20	715	554
<b>Fitchburg</b>	<b>20,146</b>	<b>16,794</b>			
Ward 1, Precinct A	1,474	1,227	—	—	—
" 1, " B	1,282	1,079	—	—	—
" 1, " C	968	792	—	—	—
" 2, " A	1,344	1,091	—	—	—
" 2, " B	1,944	1,637	—	—	—
" 2, " C	1,072	920	—	—	—
" 2, " D	783	665	—	—	—
" 3, " A	1,576	1,286	—	—	—
" 3, " B	977	831	—	—	—
" 4, " A	1,143	973	—	—	—
" 4, " B	1,398	1,188	—	—	—
" 5, " A	813	701	—	—	—
" 5, " B	1,471	1,232	—	—	—
" 6, " A	1,342	1,071	—	—	—
" 6, " B	1,247	1,042	—	—	—
" 6, " C	1,312	1,054	—	—	—
<b>Gardner</b>	<b>8,525</b>	<b>7,336</b>			
Ward 1	1,371	1,196	—	—	—
" 2, Precinct A	1,017	895	—	—	—

NUMBER OF REGISTERED VOTERS AND PERSONS WHO VOTED  
AT ELECTIONS — Continued.

CITIES, WARDS AND VOTING PRECINCTS.	STATE ELECTIONS. Nov. 8, 1938.		CITY ELECTIONS, 1938.		
	Registered Voters.	Persons who voted.	Date of Election.	Registered Voters.	Persons who voted
<b>Gardner — Con.</b>					
Ward 2, Precinct B	1,026	875	—	—	—
" 3, " A	1,060	921	—	—	—
" 3, " B	769	656	—	—	—
" 4, " "	1,684	1,439	—	—	—
" 5, " "	1,598	1,354	—	—	—
<b>Gloucester</b>	<b>11,707</b>	<b>8,748</b>	<b>Dec. 6</b>	<b>11,871</b>	<b>8,734</b>
Ward 1, Precinct 1	1,176	923	6	1,189	816
" 2, " 1	893	699	6	903	687
" 2, " 2	1,302	970	6	1,314	1,000
" 3, " 1	1,471	1,092	6	1,494	1,094
" 4, " 1	1,186	802	6	1,214	869
" 5, " 1	1,592	1,118	6	1,615	1,171
" 6, " 1	1,327	971	6	1,345	1,012
" 6, " 2	744	601	6	753	549
" 7, " 1	800	655	6	805	637
" 8, " 1	212	165	6	215	160
" 8, " 2	606	451	6	612	419
" 8, " 3	398	301	6	412	320
<b>Haverhill</b>	<b>23,879</b>	<b>19,903</b>	<b>Dec. 6</b>	<b>24,047</b>	<b>17,447</b>
Ward 1, Precinct 1	1,310	1,069	6	1,322	940
" 2, " 1	1,396	1,142	6	1,403	1,003
" 3, " 1	953	833	6	959	747
" 4, " 1	1,653	1,340	6	1,664	1,137
" 4, " 2	1,323	1,079	6	1,333	979
" 5, " 1	1,497	1,217	6	1,504	1,070
" 5, " 2	2,073	1,722	6	2,093	1,547
" 5, " 3	1,656	1,408	6	1,672	1,273
" 5, " 4	1,127	932	6	1,146	849
" 6, " 1	1,240	1,051	6	1,254	927
" 6, " 2	1,171	1,007	6	1,175	943
" 6, " 3	1,227	1,035	6	1,232	879
" 6, " 4	1,014	877	6	1,017	723
" 6, " 5	1,358	1,105	6	1,370	950
" 7, " 1	1,667	1,402	6	1,678	1,165
" 7, " 2	1,693	1,406	6	1,701	1,228
" 7, " 3	1,521	1,278	6	1,524	1,087
<b>Holyoke</b>	<b>29,091</b>	<b>24,206</b>	—	—	—
Ward 1, Precinct A	1,009	859	—	—	—
" 1, " B	948	773	—	—	—
" 1, " C	941	742	—	—	—
" 2, " A	1,099	887	—	—	—
" 2, " B	1,097	879	—	—	—
" 2, " C	1,045	832	—	—	—
" 3, " A	830	730	—	—	—
" 3, " B	772	623	—	—	—
" 3, " C	819	713	—	—	—
" 3, " D	1,118	931	—	—	—
" 3, " E	1,238	1,017	—	—	—
" 4, " A	942	755	—	—	—
" 4, " B	811	695	—	—	—
" 4, " C	1,056	888	—	—	—
" 4, " D	914	755	—	—	—
" 5, " A	910	731	—	—	—
" 5, " B	1,042	833	—	—	—
" 5, " C	1,340	1,125	—	—	—
" 5, " D	1,388	1,169	—	—	—
" 6, " A	1,323	1,067	—	—	—
" 6, " B	1,057	877	—	—	—
" 6, " C	801	700	—	—	—
" 6, " D	1,124	944	—	—	—
" 6, " E	639	550	—	—	—
" 7, " A	1,099	951	—	—	—
" 7, " B	838	724	—	—	—
" 7, " C	1,156	956	—	—	—
" 7, " D	821	692	—	—	—
" 7, " E	914	808	—	—	—
<b>Lawrence</b>	<b>40,941</b>	<b>35,845</b>	<b>Dec. 13</b>	<b>41,060</b>	<b>32,494</b>
Ward 1, Precinct 1	822	723	13	834	673
" 1, " 2	1,582	1,363	13	1,589	1,227
" 1, " 3	1,588	1,410	13	1,591	1,305
" 1, " 4	724	646	13	728	583
" 1, " 5	1,093	963	13	1,094	844
" 1, " 6	1,145	1,033	13	1,149	904
" 2, " 1	1,953	1,720	13	1,956	1,495
" 2, " 2	1,938	1,718	13	1,935	1,493
" 2, " 3	1,304	1,177	13	1,305	1,063
" 2, " 4	992	891	13	988	818
" 3, " 1	957	791	13	955	732
" 3, " 2	1,060	895	13	1,068	843

NUMBER OF REGISTERED VOTERS AND PERSONS WHO VOTED  
AT ELECTIONS — Continued.

CITIES, WARDS AND VOTING PRECINCTS.			STATE ELECTIONS. Nov. 8, 1938.		CITY ELECTIONS, 1938.		
			Registered Voters.	Persons who Voted.	Date of Elec- tion	Registered Voters.	Persons who Voted
<b>Lawrence—Con.</b>							
Ward 3, Precinct	3	4	1,115	987	Dec. 13	1,124	925
" 3, "	4	4	1,338	1,141	13	1,338	1,101
" 4, "	1	1	1,170	1,010	13	1,187	945
" 4, "	2	2	1,102	941	13	1,106	874
" 4, "	3	3	1,118	964	13	1,115	892
" 4, "	4	4	1,094	939	13	1,102	824
" 5, "	1	1	1,515	1,295	13	1,521	1,206
" 5, "	2	2	1,471	1,281	13	1,473	1,163
" 5, "	3	3	1,417	1,231	13	1,417	1,097
" 5, "	4	4	758	629	13	753	584
" 5, "	5	5	1,006	876	13	1,009	773
" 5, "	6	6	1,603	1,389	13	1,603	1,277
" 5, "	7	7	1,133	1,005	13	1,142	866
" 6, "	1	1	1,375	1,237	13	1,390	1,110
" 6, "	2	2	1,072	951	13	1,073	849
" 6, "	3	3	1,190	1,056	13	1,192	911
" 6, "	4	4	940	864	13	941	791
" 6, "	5	5	898	794	13	896	678
" 6, "	6	6	1,503	1,356	13	1,504	1,270
" 6, "	7	7	1,515	1,314	13	1,520	1,218
" 6, "	8	8	1,450	1,255	13	1,461	1,160
<b>Leominster</b>			<b>10,456</b>	<b>8,571</b>			
Ward 1			1,687	1,356			
" 2, Precinct A			1,869	1,572			
" 2, " B			925	773			
" 3			1,952	1,526			
" 4			1,549	1,263			
" 5, Precinct A			1,090	920			
" 5, " B			1,384	1,161			
<b>Lowell</b>			<b>48,133</b>	<b>41,335</b>			
Ward 1, Precinct	1	1	1,189	971			
" 1, "	2	2	1,191	1,009			
" 1, "	3	3	1,398	1,177			
" 1, "	4	4	1,071	934			
" 2, "	1	1	1,308	1,099			
" 2, "	2	2	1,018	870			
" 2, "	3	3	893	763			
" 2, "	4	4	1,104	923			
" 3, "	1	1	1,051	856			
" 3, "	2	2	1,074	911			
" 3, "	3	3	847	732			
" 3, "	4	4	969	813			
" 4, "	1	1	1,306	1,089			
" 4, "	2	2	1,180	980			
" 4, "	3	3	1,277	1,080			
" 4, "	4	4	1,343	1,136			
" 5, "	1	1	1,427	1,239			
" 5, "	2	2	1,222	1,061			
" 5, "	3	3	952	816			
" 5, "	4	4	1,111	987			
" 6, "	1	1	1,107	972			
" 6, "	2	2	1,148	1,007			
" 6, "	3	3	1,014	885			
" 6, "	4	4	987	838			
" 7, "	1	1	1,118	966			
" 7, "	2	2	1,115	975			
" 7, "	3	3	1,256	1,100			
" 7, "	4	4	1,366	1,206			
" 8, "	1	1	864	758			
" 8, "	2	2	1,099	969			
" 8, "	3	3	1,264	1,099			
" 8, "	4	4	1,195	986			
" 9, "	1	1	870	785			
" 9, "	2	2	1,009	919			
" 9, "	3	3	916	818			
" 9, "	4	4	820	717			
" 9, "	5	5	633	555			
" 10, "	1	1	887	775			
" 10, "	2	2	1,063	912			
" 10, "	3	3	955	795			
" 10, "	4	4	995	825			
" 11, "	1	1	1,064	940			
" 11, "	2	2	646	544			
" 11, "	3	3	889	756			
" 11, "	4	4	922	787			
<b>Lynn</b>			<b>49,310</b>	<b>42,409</b>			
Ward 1, Precinct	1	1	1,256	1,088			
" 1, "	2	2	968	832			
" 1, "	3	3	1,055	929			

NUMBER OF REGISTERED VOTERS AND PERSONS WHO VOTED  
AT ELECTIONS — Continued.

CITIES, WARDS AND VOTING PRECINCTS.			STATE ELECTIONS. Nov. 8, 1938.		CITY ELECTIONS, 1938.		
			Regis- tered Voters.	Persons who Voted.	Date of Elec- tion.	Regis- tered Voters.	Persons who Voted.
<b>Lynn — Con.</b>							
Ward	2, Precinct	1	993	854	—	—	—
"	"	2	1,100	939	—	—	—
"	"	3	1,358	1,173	—	—	—
"	"	4	1,066	923	—	—	—
"	"	1	1,173	1,023	—	—	—
"	"	2	1,271	1,124	—	—	—
"	"	3	1,426	1,219	—	—	—
"	"	4	1,369	1,179	—	—	—
"	"	5	1,023	857	—	—	—
"	"	6	1,079	900	—	—	—
"	"	7	1,144	970	—	—	—
"	"	8	783	679	—	—	—
"	"	9	1,252	1,019	—	—	—
"	"	10	1,415	1,221	—	—	—
"	"	1	1,454	1,200	—	—	—
"	"	2	1,341	1,117	—	—	—
"	"	3	940	789	—	—	—
"	"	4	739	610	—	—	—
"	"	5	1,170	972	—	—	—
"	"	6	974	834	—	—	—
"	"	7	882	745	—	—	—
"	"	8	887	770	—	—	—
"	"	1	1,083	912	—	—	—
"	"	2	1,176	993	—	—	—
"	"	3	1,247	1,063	—	—	—
"	"	4	900	744	—	—	—
"	"	5	1,096	982	—	—	—
"	"	6	1,324	1,122	—	—	—
"	"	7	999	849	—	—	—
"	"	8	1,010	872	—	—	—
"	"	1	952	799	—	—	—
"	"	2	745	642	—	—	—
"	"	3	1,164	1,030	—	—	—
"	"	4	851	730	—	—	—
"	"	5	1,169	1,056	—	—	—
"	"	6	1,301	1,165	—	—	—
"	"	7	1,057	838	—	—	—
"	"	8	842	756	—	—	—
"	"	9	1,257	1,143	—	—	—
"	"	1	826	745	—	—	—
"	"	2	931	856	—	—	—
"	"	3	1,262	1,126	—	—	—
<b>Malden</b>			<b>26,941</b>	<b>22,957</b>			
Ward	1, Precinct	1	981	854	—	—	—
"	"	2	1,207	1,030	—	—	—
"	"	3	1,312	1,128	—	—	—
"	"	1	1,243	1,094	—	—	—
"	"	2	1,617	1,413	—	—	—
"	"	1	1,309	1,152	—	—	—
"	"	2	1,882	1,645	—	—	—
"	"	3	1,524	1,375	—	—	—
"	"	1	1,649	1,448	—	—	—
"	"	2	1,102	926	—	—	—
"	"	1	1,201	1,062	—	—	—
"	"	2	1,998	1,660	—	—	—
"	"	3	1,542	1,292	—	—	—
"	"	1	1,314	1,122	—	—	—
"	"	2	1,783	1,500	—	—	—
"	"	3	1,787	1,529	—	—	—
"	"	1	1,593	1,289	—	—	—
"	"	2	1,897	1,438	—	—	—
<b>Marlborough</b>			<b>8,504</b>	<b>7,586</b>			
Ward	1	1	1,357	1,197	—	—	—
"	"	2	1,032	894	—	—	—
"	"	3	1,193	1,108	—	—	—
"	"	4	1,363	1,249	—	—	—
"	"	5	1,187	1,023	—	—	—
"	"	6	1,115	1,000	—	—	—
"	"	7	1,257	1,115	—	—	—
<b>Medford</b>			<b>30,531</b>	<b>26,965</b>			
Ward	1, Precinct	1	1,257	1,106	—	—	—
"	"	2	1,051	1,015	—	—	—
"	"	3	1,400	1,228	—	—	—
"	"	1	1,039	898	—	—	—
"	"	2	1,374	1,232	—	—	—
"	"	3	1,280	1,121	—	—	—
"	"	1	1,201	1,055	—	—	—
"	"	2	1,148	1,026	—	—	—
"	"	3	1,320	1,219	—	—	—
"	"	4	1,265	1,128	—	—	—



NUMBER OF REGISTERED VOTERS AND PERSONS WHO VOTED AT ELECTIONS — Continued.

CITIES, WARDS AND VOTING PRECINCTS.	STATE ELECTIONS. Nov. 8, 1938.		CITY ELECTIONS, 1938.		
	Registered Voters.	Persons who Voted.	Date of Election.	Registered Voters.	Persons who Voted.
<b>Medford</b> — Con.					
Ward 3, Precinct 5	1,229	1,079	—	—	—
" 4, " 1	1,254	1,080	—	—	—
" 4, " 2	1,670	1,463	—	—	—
" 4, " 3	1,035	921	—	—	—
" 5, " 1	1,374	1,207	—	—	—
" 5, " 2	793	664	—	—	—
" 5, " 3	1,894	1,595	—	—	—
" 5, " 4	1,243	1,030	—	—	—
" 6, " 1	1,581	1,368	—	—	—
" 6, " 2	1,523	1,390	—	—	—
" 6, " 3	1,366	1,239	—	—	—
" 6, " 4	882	830	—	—	—
" 7, " 1	681	593	—	—	—
" 7, " 2	1,671	1,478	—	—	—
<b>Melrose</b>	<b>14,051</b>	<b>12,565</b>	<b>Dec. 13</b>	<b>14,083</b>	<b>10,236</b>
Ward 1, Precinct 1	1,012	922	13	1,010	718
" 1, " 2	1,024	928	13	1,030	745
" 2, " 1	1,029	933	13	1,032	710
" 2, " 2	1,104	992	13	1,104	775
" 3, " 1	936	834	13	932	698
" 3, " 2	965	841	13	968	707
" 4, " 1	992	839	13	989	693
" 4, " 2	1,055	1,031	13	1,059	837
" 5, " 1	999	907	13	1,004	716
" 5, " 2	1,086	927	13	1,095	722
" 6, " 1	1,109	960	13	1,114	843
" 6, " 2	871	790	13	874	667
" 7, " 1	693	612	13	692	516
" 7, " 2	753	672	13	755	555
" 7, " 3	425	377	13	425	314

CITIES, WARDS AND VOTING PRECINCTS.	STATE ELECTIONS. Nov. 8, 1938.		CITIES, WARDS AND VOTING PRECINCTS.	CITY ELECTIONS, 1938.		
	Registered Voters.	Persons who Voted.		Date of Election.	Registered Voters.	Persons who Voted.
<b>New Bedford</b>			<b>New Bedford</b>			
Ward 1, Precinct A	1,963	1,700	Ward 1, Precinct A	*Dec. 20	49,807	40,683
" 1, " B	1,252	1,099	" 1, " B	20	1,773	1,549
" 1, " C	1,748	1,559	" 1, " C	20	1,726	1,499
" 1, " D	1,714	1,523	" 1, " D	20	1,652	1,446
" 1, " E	1,698	1,512	" 1, " E	20	1,191	1,011
" 1, " F	1,617	1,451	" 1, " F	20	1,080	934
" 1, " G	1,153	1,017	" 2, " A	20	957	839
" 1, " H	1,049	919	" 2, " B	20	2,029	1,749
" 1, " I	940	818	" 2, " C	20	1,284	1,095
" 2, " A	1,213	1,040	" 2, " D	20	1,804	1,584
" 2, " B	1,118	972	" 2, " E	20	1,087	883
" 2, " C	1,004	842	" 2, " F	20	1,051	893
" 2, " D	1,044	876	" 2, " G	20	665	560
" 2, " E	1,047	888	" 2, " H	20	806	682
" 2, " F	649	570	" 3, " A	20	1,267	1,084
" 2, " G	782	641	" 3, " B	20	1,117	887
" 3, " A	1,056	859	" 3, " C	20	1,164	986
" 3, " B	654	554	" 3, " D	20	671	555
" 3, " C	959	836	" 3, " E	20	1,020	864
" 3, " D	985	833	" 3, " F	20	967	824
" 3, " E	860	728	" 3, " G	20	1,012	837
" 3, " F	597	515	" 3, " H	20	884	731
" 3, " G	596	508	" 3, " I	20	610	524
" 4, " A	977	800	" 4, " A	20	1,346	1,063
" 4, " B	716	608	" 4, " B	20	1,016	830
" 4, " C	882	723	" 4, " C	20	729	605
" 4, " D	825	707	" 4, " D	20	898	718
" 4, " E	944	807	" 4, " E	20	855	723
" 4, " F	779	660	" 4, " F	20	973	829
" 4, " G	585	524	" 4, " G	20	794	668
" 4, " A	1,319	1,033	" 4, " H	20	616	524
" 5, " B	911	793	" 4, " I	20	596	524
" 5, " C	926	763	" 5, " A	20	922	792
" 5, " D	1,069	908	" 5, " B	20	946	742
" 5, " E	928	766	" 5, " C	20	1,351	1,123
" 5, " F	988	844	" 5, " D	20	1,088	898
" 5, " G	817	732	" 5, " E	20	933	776
" 6, " A	1,034	902	" 5, " F	20	1,192	947
" 6, " B	1,135	1,008	" 5, " G	20	1,013	850
" 6, " C	1,448	1,252	" 5, " H	20	829	720
" 6, " D	1,600	1,353	" 6, " A	20	1,037	905
" 6, " E	1,216	1,025	" 6, " B	20	1,151	1,028
" 6, " F	1,374	1,187	" 6, " C	20	1,463	1,272
" 6, " G	1,327	1,147	" 6, " D	20	1,596	1,355
" 6, " H	1,160	966	" 6, " E	20	1,250	1,049
			" 6, " F	20	1,396	1,172

\*Municipal election under new ward lines.

NUMBER OF REGISTERED VOTERS AND PERSONS WHO VOTED  
AT ELECTIONS — Continued.

CITIES, WARDS AND VOTING PRECINCTS.	STATE ELECTIONS. Nov. 8, 1938.		CITY ELECTIONS, 1938		
	Registered Voters.	Persons who Voted.	Date of Election.	Registered Voters.	Persons who Voted
<b>Newburyport</b>	<b>8,252</b>	<b>6,543</b>	Dec. 6	<b>8,289</b>	<b>4,824</b>
Ward 1, Precinct 1	1,389	1,074	6	1,391	679
" 2, " 1	1,639	1,261	6	1,650	1,130
" 3, " 1	1,087	879	6	1,088	630
" 4, " 1	951	761	6	955	525
" 5, " 1	1,401	1,109	6	1,406	744
" 6, " 1	1,785	1,459	6	1,799	1,116
<b>Newton</b>	<b>37,068</b>	<b>33,284</b>	-	-	-
Ward 1, Precinct 1	1,186	1,046	-	-	-
" 1, " 2	2,214	1,974	-	-	-
" 2, " 1	1,502	1,341	-	-	-
" 2, " 2	1,736	1,563	-	-	-
" 2, " 3	932	832	-	-	-
" 2, " 4	1,357	1,215	-	-	-
" 2, " 5	921	845	-	-	-
" 3, " 1	2,131	1,926	-	-	-
" 3, " 2	1,814	1,633	-	-	-
" 3, " 3	1,573	1,376	-	-	-
" 4, " 1	2,069	1,865	-	-	-
" 4, " 2	437	401	-	-	-
" 4, " 3	1,241	1,146	-	-	-
" 5, " 1	1,436	1,262	-	-	-
" 5, " 2	1,716	1,556	-	-	-
" 5, " 3	2,399	2,175	-	-	-
" 5, " 4	2,015	1,817	-	-	-
" 6, " 1	1,380	1,217	-	-	-
" 6, " 2	2,488	2,216	-	-	-
" 6, " 3	1,407	1,244	-	-	-
" 6, " 4	1,844	1,666	-	-	-
" 7, " 1	1,220	1,109	-	-	-
" 7, " 2	2,050	1,859	-	-	-
<b>North Adams</b>	<b>10,942</b>	<b>8,232</b>	Dec. 13	<b>11,248</b>	<b>8,986</b>
Ward 1, Precinct 1	793	623	13	808	673
" 1, " 2	824	620	13	843	714
" 2, " 1	1,508	1,163	13	1,557	1,321
" 3, " 1	1,386	1,075	13	1,416	1,141
" 4, " 1	1,629	1,212	13	1,661	1,328
" 5, " 1	1,939	1,519	13	1,965	1,526
" 6, " 1	1,366	933	13	1,403	1,051
" 7, " 1	1,497	1,087	13	1,563	1,233
<b>Northampton</b>	<b>11,616</b>	<b>9,698</b>	-	-	-
Ward 1	1,385	1,145	-	-	-
" 2	2,064	1,774	-	-	-
" 3	2,087	1,704	-	-	-
" 4	1,970	1,653	-	-	-
" 5	1,647	1,392	-	-	-
" 6	1,404	1,171	-	-	-
" 7, Precinct A	609	490	-	-	-
" " B	450	369	-	-	-
<b>Peabody</b>	<b>10,521</b>	<b>9,123</b>	Dec. 6	<b>10,647</b>	<b>9,323</b>
Ward 1, Precinct 1	992	806	6	1,003	887
" 2, " 2	973	854	6	985	857
" 3, " 1	1,469	1,289	6	1,493	1,339
" 4, " 1	1,323	1,158	6	1,330	1,182
" 5, " 1	1,374	1,235	6	1,393	1,245
" 6, " 1	2,215	1,879	6	2,239	1,909
" 7, " 1	2,175	1,902	6	2,204	1,904
<b>Pittsfield</b>	<b>24,869</b>	<b>20,521</b>	-	-	-
Ward 1, Precinct A	1,667	1,325	-	-	-
" 1, " B	1,776	1,513	-	-	-
" 2, " A	1,734	1,392	-	-	-
" 2, " B	2,110	1,692	-	-	-
" 3, " A	1,698	1,438	-	-	-
" 3, " B	2,004	1,671	-	-	-
" 4, " A	2,016	1,739	-	-	-
" 4, " B	1,584	1,390	-	-	-
" 5, " A	1,595	1,214	-	-	-
" 5, " B	1,841	1,555	-	-	-
" 6, " A	1,867	1,510	-	-	-
" 6, " B	1,580	1,279	-	-	-
" 7, " A	1,545	1,232	-	-	-
" 7, " B	1,852	1,571	-	-	-
<b>Quincy</b>	<b>38,123</b>	<b>32,433</b>	Dec. 6	<b>38,330</b>	<b>25,556</b>
Ward 1, Precinct 1	839	711	6	846	582
" 1, " 2	1,484	1,231	6	1,497	985
" 1, " 3	1,330	1,126	6	1,338	906
" 1, " 4	1,587	1,371	6	1,592	1,105
" 1, " 5	1,535	1,323	6	1,557	1,121
" 1, " 6	1,231	1,027	6	1,244	892
" 2, " 1	1,436	1,174	6	1,434	890
" 2, " 2	1,357	1,097	6	1,363	869

NUMBER OF REGISTERED VOTERS AND PERSONS WHO VOTED  
AT ELECTIONS — Continued.

CITIES, WARDS AND VOTING PRECINCTS.	STATE ELECTIONS. Nov. 8, 1938.		CITY ELECTIONS, 1938.		
	Registered Voters.	Persons who Voted.	Date of Election.	Registered Voters	Persons who Voted.
<b>Quincy - Con.</b>					
Ward 2, Precinct 3	1,108	914	Dec. 6	1,118	772
" 2, " 4	776	612	6	781	526
" 3, " 1	1,290	1,120	6	1,307	1,032
" 3, " 2	1,521	1,299	6	1,528	1,193
" 3, " 3	1,120	911	6	1,126	838
" 3, " 4	772	675	6	775	642
" 4, " 1	1,240	1,021	6	1,242	895
" 4, " 2	1,196	968	6	1,208	873
" 4, " 3	1,253	1,070	6	1,254	804
" 5, " 1	1,401	1,216	6	1,404	923
" 5, " 2	1,599	1,389	6	1,604	1,015
" 5, " 3	1,258	1,093	6	1,262	758
" 5, " 4	1,240	1,083	6	1,241	744
" 5, " 5	1,598	1,420	6	1,604	1,011
" 5, " 6	1,680	1,498	6	1,686	1,006
" 5, " 7	1,074	891	6	1,083	635
" 6, " 1	1,080	921	6	1,084	689
" 6, " 2	1,624	1,373	6	1,632	963
" 6, " 3	1,373	1,207	6	1,383	931
" 6, " 4	1,433	1,244	6	1,434	914
" 6, " 5	695	612	6	699	461
" 6, " 6	993	836	6	1,004	581
<b>Revere</b>	<b>17,071</b>	<b>14,873</b>	<b>Dec. 13</b>	<b>17,504</b>	<b>13,547</b>
Ward 1, Precinct 1	1,250	1,111	13	1,266	1,005
" 1, " 2	1,353	1,178	13	1,384	1,053
" 2, " 1	1,527	1,274	13	1,582	1,195
" 2, " 2	2,130	1,836	13	2,213	1,791
" 3, " 1	2,360	2,067	13	2,392	1,830
" 3, " 2	1,830	1,588	13	1,899	1,639
" 4, " 1	2,367	2,119	13	2,408	1,880
" 4, " 2	734	636	13	765	580
" 4, " 3	330	274	13	336	238
" 4, " 4	1,131	976	13	1,145	761
" 5, " 1	1,431	1,236	13	1,463	1,089
" 5, " 2	628	578	13	651	486
<b>Salem</b>	<b>22,389</b>	<b>19,464</b>			
Ward 1, Precinct 1	345	309	-	-	-
" 1, " 2	1,197	1,072	-	-	-
" 1, " 3	900	784	-	-	-
" 2, " 1	1,240	1,116	-	-	-
" 2, " 2	1,180	1,044	-	-	-
" 2, " 3	1,055	903	-	-	-
" 3, " 1	844	745	-	-	-
" 3, " 2	1,003	903	-	-	-
" 3, " 3	708	634	-	-	-
" 4, " 1	910	793	-	-	-
" 4, " 2	983	848	-	-	-
" 4, " 3	1,093	936	-	-	-
" 5, " 1	1,673	1,396	-	-	-
" 5, " 2	1,516	1,284	-	-	-
" 5, " 3	1,228	1,053	-	-	-
" 5, " 4	1,039	875	-	-	-
" 5, " 5	1,626	1,389	-	-	-
" 6, " 1	1,425	1,269	-	-	-
" 6, " 2	1,334	1,167	-	-	-
" 6, " 3	1,090	944	-	-	-
<b>Somerville</b>	<b>47,330</b>	<b>41,369</b>			
Ward 1, Precinct 1	1,584	1,386	-	-	-
" 1, " 2	1,856	1,609	-	-	-
" 1, " 3	1,059	938	-	-	-
" 1, " 4	1,592	1,397	-	-	-
" 2, " 1	1,062	913	-	-	-
" 2, " 2	1,493	1,309	-	-	-
" 2, " 3	794	680	-	-	-
" 2, " 4	1,659	1,441	-	-	-
" 2, " 5	1,651	1,377	-	-	-
" 3, " 1	1,342	1,177	-	-	-
" 3, " 2	1,325	1,158	-	-	-
" 3, " 3	1,792	1,538	-	-	-
" 3, " 4	1,908	1,651	-	-	-
" 4, " 1	1,546	1,330	-	-	-
" 4, " 2	1,847	1,587	-	-	-
" 4, " 3	1,355	1,174	-	-	-
" 4, " 4	1,537	1,345	-	-	-
" 4, " 5	1,320	1,174	-	-	-
" 5, " 1	1,759	1,540	-	-	-
" 5, " 2	1,739	1,491	-	-	-
" 5, " 3	1,855	1,592	-	-	-
" 5, " 4	1,761	1,524	-	-	-
" 6, " 1	1,561	1,392	-	-	-

NUMBER OF REGISTERED VOTERS AND PERSONS WHO VOTED  
AT ELECTIONS — Continued.

CITIES, WARDS AND VOTING PRECINCTS.			STATE ELECTIONS. Nov. 8, 1938.		CITY ELECTIONS, 1938.		
			Registered Voters.	Persons who Voted.	Date of Elec- tion.	Registered Voters.	Persons who Voted.
<b>Somerville — Con.</b>							
Ward	6, Precinct	2	1,495	1,344	—	—	—
"	6, "	3	1,703	1,532	—	—	—
"	6, "	4	1,797	1,634	—	—	—
"	7, "	1	1,513	1,340	—	—	—
"	7, "	2	1,348	1,172	—	—	—
"	7, "	3	1,456	1,304	—	—	—
"	7, "	4	1,274	1,125	—	—	—
"	7, "	5	1,347	1,195	—	—	—
<b>Springfield</b>			<b>68,801</b>	<b>57,726</b>			
Ward	1, Precinct	A	1,089	892	—	—	—
"	1, "	B	1,633	1,328	—	—	—
"	1, "	C	1,384	1,114	—	—	—
"	1, "	D	1,285	1,026	—	—	—
"	1, "	E	948	768	—	—	—
"	1, "	F	1,169	941	—	—	—
"	2, "	A	1,889	1,372	—	—	—
"	2, "	B	1,229	988	—	—	—
"	2, "	C	1,748	1,471	—	—	—
"	2, "	D	2,160	1,818	—	—	—
"	2, "	E	1,600	1,365	—	—	—
"	2, "	F	1,162	962	—	—	—
"	2, "	G	1,504	1,247	—	—	—
"	3, "	A	1,497	1,232	—	—	—
"	3, "	B	1,597	1,288	—	—	—
"	3, "	C	1,781	1,419	—	—	—
"	3, "	D	1,639	1,362	—	—	—
"	3, "	E	1,902	1,542	—	—	—
"	3, "	F	1,753	1,485	—	—	—
"	3, "	G	1,319	1,103	—	—	—
"	3, "	H	1,426	1,190	—	—	—
"	4, "	A	1,310	1,143	—	—	—
"	4, "	B	1,104	958	—	—	—
"	4, "	C	1,374	1,089	—	—	—
"	4, "	D	1,517	1,251	—	—	—
"	4, "	E	1,094	974	—	—	—
"	4, "	F	1,273	1,079	—	—	—
"	5, "	A	1,133	963	—	—	—
"	5, "	B	1,047	880	—	—	—
"	5, "	C	1,696	1,405	—	—	—
"	5, "	D	1,557	1,373	—	—	—
"	5, "	E	1,685	1,601	—	—	—
"	6, "	A	1,045	853	—	—	—
"	6, "	B	1,138	1,005	—	—	—
"	6, "	C	1,354	1,201	—	—	—
"	6, "	D	1,725	1,448	—	—	—
"	6, "	E	1,123	939	—	—	—
"	6, "	F	1,196	1,043	—	—	—
"	6, "	G	970	843	—	—	—
"	7, "	A	1,287	1,077	—	—	—
"	7, "	B	1,264	1,102	—	—	—
"	7, "	C	1,767	1,504	—	—	—
"	7, "	D	1,997	1,734	—	—	—
"	7, "	E	1,822	1,590	—	—	—
"	8, "	A	1,678	1,357	—	—	—
"	8, "	B	1,859	1,491	—	—	—
"	8, "	C	1,601	1,298	—	—	—
"	8, "	D	471	412	—	—	—
<b>Taunton</b>			<b>17,873</b>	<b>14,997</b>	<b>Dec. 6</b>	<b>17,978</b>	<b>7,176</b>
Ward	1, Precinct	A	1,790	1,503	6	1,793	435
"	1, "	B	263	228	6	265	56
"	1, "	C	332	273	6	332	68
"	2, "	A	768	619	6	770	129
"	2, "	B	796	677	6	802	235
"	3, "		1,342	1,103	6	1,351	375
"	4, "	A	1,784	1,511	6	1,804	971
"	4, "	B	717	572	6	724	423
"	5, "	A	1,544	1,342	6	1,550	1,113
"	5, "	B	1,653	1,408	6	1,653	998
"	6, "		1,672	1,299	6	1,678	384
"	7, "	A	1,607	1,379	6	1,618	325
"	7, "	B	662	581	6	665	167
"	8, "	A	1,531	1,274	6	1,536	737
"	8, "	B	1,412	1,228	6	1,427	760
<b>Waltham</b>			<b>19,602</b>	<b>17,255</b>			
Ward	1, Precinct	1	1,489	1,339	—	—	—
"	1, "	2	1,561	1,404	—	—	—
"	1, "	3	903	790	—	—	—
"	2, "	1	1,426	1,252	—	—	—
"	2, "	2	1,447	1,290	—	—	—
"	2, "	3	971	858	—	—	—

NUMBER OF REGISTERED VOTERS AND PERSONS WHO VOTED  
AT ELECTIONS — Continued.

CITIES, WARDS AND VOTING PRECINCTS.	STATE ELECTIONS. Nov. 8, 1938.		CITY ELECTIONS, 1938.		
	Registered Voters	Persons who Voted.	Date of Election.	Registered Voters.	Persons who Voted
<b>Waltham — Con.</b>					
Ward 3, Precinct 1	1,126	995	-	-	-
" 3, " 2	1,011	921	-	-	-
" 4, " 1	1,677	1,480	-	-	-
" 4, " 2	1,141	1,032	-	-	-
" 5, " "	1,785	1,546	-	-	-
" 6, " 1	936	803	-	-	-
" 6, " 2	1,331	1,142	-	-	-
" 6, " 3	1,342	1,145	-	-	-
" 7, " "	1,456	1,258	-	-	-
<b>Westfield</b>	<b>8,678</b>	<b>7,421</b>	-	-	-
Ward 1	1,673	1,411	-	-	-
" 2	1,879	1,580	-	-	-
" 3	1,490	1,246	-	-	-
" 4	1,937	1,677	-	-	-
" 5	1,708	1,507	-	-	-
<b>Woburn</b>	<b>10,356</b>	<b>8,772</b>	-	-	-
Ward 1	1,717	1,485	-	-	-
" 2	1,926	1,639	-	-	-
" 3	1,718	1,454	-	-	-
" 4	1,868	1,571	-	-	-
" 5	822	713	-	-	-
" 6	1,662	1,369	-	-	-
" 7	643	541	-	-	-
<b>Worcester</b>	<b>92,205</b>	<b>79,051</b>	-	-	-
Ward 1, Precinct 1	1,246	1,095	-	-	-
" 1, " 2	868	763	-	-	-
" 1, " 3	1,154	1,023	-	-	-
" 1, " 4	1,557	1,394	-	-	-
" 1, " 5	1,225	1,078	-	-	-
" 1, " 6	1,200	1,109	-	-	-
" 1, " 7	1,151	1,003	-	-	-
" 1, " 8	1,038	998	-	-	-
" 2, " 1	1,353	1,173	-	-	-
" 2, " 2	841	750	-	-	-
" 2, " 3	1,478	1,305	-	-	-
" 2, " 4	1,179	1,032	-	-	-
" 2, " 5	963	822	-	-	-
" 2, " 6	1,152	1,047	-	-	-
" 2, " 7	1,359	1,236	-	-	-
" 2, " 8	976	822	-	-	-
" 3, " 1	1,532	1,214	-	-	-
" 3, " 2	1,172	973	-	-	-
" 3, " 3	1,102	928	-	-	-
" 3, " 4	1,855	1,571	-	-	-
" 3, " 5	1,029	851	-	-	-
" 3, " 6	1,125	916	-	-	-
" 3, " 7	815	666	-	-	-
" 3, " 8	1,085	948	-	-	-
" 4, " 1	1,699	1,410	-	-	-
" 4, " 2	1,090	870	-	-	-
" 4, " 3	1,076	907	-	-	-
" 4, " 4	1,052	892	-	-	-
" 4, " 5	1,038	832	-	-	-
" 4, " 6	1,198	987	-	-	-
" 4, " 7	1,296	1,044	-	-	-
" 4, " 8	1,131	908	-	-	-
" 4, " 9	982	813	-	-	-
" 5, " 1	974	801	-	-	-
" 5, " 2	1,306	1,098	-	-	-
" 5, " 3	1,498	1,274	-	-	-
" 5, " 4	943	838	-	-	-
" 5, " 5	1,498	1,272	-	-	-
" 5, " 6	1,211	1,022	-	-	-
" 5, " 7	1,012	867	-	-	-
" 6, " 1	1,091	909	-	-	-
" 6, " 2	988	883	-	-	-
" 6, " 3	994	869	-	-	-
" 6, " 4	1,062	966	-	-	-
" 6, " 5	1,068	947	-	-	-
" 6, " 6	1,375	1,142	-	-	-
" 6, " 7	1,337	1,169	-	-	-
" 6, " 8	914	812	-	-	-
" 7, " 1	920	817	-	-	-
" 7, " 2	1,355	1,193	-	-	-
" 7, " 3	978	856	-	-	-
" 7, " 4	1,600	1,406	-	-	-
" 7, " 5	1,343	1,166	-	-	-
" 7, " 6	1,066	915	-	-	-
" 7, " 7	1,501	1,301	-	-	-
" 7, " 8	874	767	-	-	-

NUMBER OF REGISTERED VOTERS AND PERSONS WHO VOTED  
AT ELECTIONS — Continued.

CITIES, WARDS AND VOTING PRECINCTS.	STATE ELECTIONS, Nov. 8, 1938.		CITY ELECTIONS, 1938.		
	Regis- tered Voters.	Persons who Voted.	Date of Elec- tion.	Regis- tered Voters.	Persons who Voted.
<b>Worcester — Con.</b>					
Ward 8, Precinct 1	1,144	968	—	—	—
" 8, " 2	1,439	1,198	—	—	—
" 8, " 3	1,672	1,392	—	—	—
" 8, " 4	1,575	1,348	—	—	—
" 8, " 5	877	734	—	—	—
" 8, " 6	946	818	—	—	—
" 9, " 1	1,466	1,236	—	—	—
" 9, " 2	1,547	1,279	—	—	—
" 9, " 3	1,592	1,281	—	—	—
" 9, " 4	1,304	1,143	—	—	—
" 9, " 5	1,339	1,174	—	—	—
" 9, " 6	1,059	926	—	—	—
" 9, " 7	1,205	1,043	—	—	—
" 10, " 1	1,729	1,490	—	—	—
" 10, " 2	1,794	1,540	—	—	—
" 10, " 3	1,005	858	—	—	—
" 10, " 4	1,026	897	—	—	—
" 10, " 5	1,533	1,358	—	—	—
" 10, " 6	1,051	918	—	—	—
" 10, " 7	977	870	—	—	—
TOWNS AND VOTING PRECINCTS.	TOWN ELECTIONS, 1938.			STATE ELECTIONS, Nov. 8, 1938.	
	Date of Election 1938.	Regis- tered Voters.	Persons who Voted.	Regis- tered Voters.	Persons who Voted.
<b>Abington*</b>	<b>Mar. 14</b>	<b>3,170</b>	<b>2,073</b>	<b>3,225</b>	<b>2,766</b>
Precinct 1	—	1,509	1,015	1,528	1,357
" 2	—	1,661	1,058	1,697	1,409
<b>Acton*</b>	<b>Mar. 7</b>	<b>1,450</b>	<b>663</b>	<b>1,503</b>	<b>1,368</b>
Precinct 1	—	392	186	441	405
" 2	—	549	230	560	495
" 3	—	509	247	502	468
<b>Acushnet*</b>	<b>Mar. 7</b>	<b>1,630</b>	<b>1,399</b>	<b>1,634</b>	<b>1,394</b>
Precinct 1	—	1,365	1,168	1,362	1,161
" 2	—	265	231	272	233
<b>Adams*</b>	<b>Mar. 7</b>	<b>6,441</b>	<b>5,069</b>	<b>6,505</b>	<b>4,741</b>
Precinct 1	—	1,252	926	1,312	865
" 2	—	1,338	1,120	1,341	960
" 3	—	1,316	1,095	1,338	1,023
" 4	—	1,260	919	1,232	917
" 5	—	1,275	1,009	1,282	976
<b>Agawam*</b>	<b>Feb. 7</b>	<b>3,260</b>	<b>2,347</b>	<b>3,311</b>	<b>2,722</b>
Precinct A	—	1,243	954	1,204	964
" B	—	784	631	830	691
" C	—	1,233	762	1,277	1,067
<b>Andover*</b>	<b>Mar. 7</b>	<b>5,902</b>	<b>4,529</b>	<b>6,082</b>	<b>5,424</b>
Precinct 1	—	1,355	1,052	1,389	1,261
" 2	—	1,350	1,089	1,393	1,233
" 3	—	1,141	855	1,180	1,070
" 4	—	549	441	562	492
" 5	—	576	437	571	489
" 6	—	951	655	987	879
<b>Arlington*</b>	<b>Mar. 7</b>	<b>19,456</b>	<b>10,693</b>	<b>20,246</b>	<b>18,922</b>
Precinct 1	—	1,317	725	1,340	1,188
" 2	—	1,625	726	1,656	1,441
" 3	—	1,098	564	1,143	1,016
" 4	—	1,378	649	1,435	1,279
" 5	—	1,221	649	1,290	1,141
" 6	—	1,351	819	1,363	1,231
" 7	—	1,430	794	1,464	1,293
" 8	—	1,401	880	1,498	1,362
" 9	—	1,252	691	1,261	1,136
" 10	—	1,520	874	1,607	1,451
" 11	—	1,286	753	1,367	1,211
" 12	—	1,676	865	1,741	1,557
" 13	—	1,490	801	1,546	1,375
" 14	—	1,451	903	1,535	1,341
<b>Ashburnham*</b>	<b>Mar. 7</b>	<b>974</b>	<b>506</b>	<b>1,052</b>	<b>913</b>
Precinct 1	—	598	275	653	576
" 2	—	376	231	399	337
<b>Athol—</b>	<b>Feb. 7</b>	<b>5,024</b>	<b>3,425</b>	<b>5,193</b>	<b>4,353</b>
Precinct 1	—	1,898	1,257	1,919	1,614
" 2	—	3,126	2,168	3,274	2,739

\*Official ballots used at town elections.

NUMBER OF REGISTERED VOTERS AND PERSONS WHO VOTED  
AT ELECTIONS — Continued.

TOWNS AND VOTING PRECINCTS.	TOWN ELECTIONS, 1938.			STATE ELECTIONS, Nov. 8, 1938.	
	Date of Election 1938.	Registered Voters.	Persons who Voted.	Registered Voters.	Persons who Voted.
<b>Auburn*</b>	<b>Feb. 14</b>	<b>3,180</b>	<b>2,554</b>	<b>3,190</b>	<b>2,624</b>
Precinct 1	—	1,126	930	1,112	940
" 2	—	1,632	1,301	1,588	1,345
" 3	—	422	323	490	339
<b>Barnstable*</b>	<b>Mar. 7</b>	<b>4,216</b>	<b>2,908</b>	<b>4,310</b>	<b>3,590</b>
Precinct 1	—	381	263	390	347
" 2	—	229	142	237	187
" 3	—	2,054	1,450	2,099	1,732
" 4	—	381	245	388	307
" 5	—	590	407	606	516
" 6	—	184	140	190	162
" 7	—	397	261	400	339
<b>Barre*</b>	<b>Mar. 7</b>	<b>1,561</b>	<b>1,251</b>	<b>1,577</b>	<b>1,328</b>
Precinct 1	—	913	702	905	771
" 2	—	648	549	672	557
<b>Belcher town*</b>	<b>Feb. 7</b>	<b>1,246</b>	<b>930</b>	<b>1,190</b>	<b>970</b>
Precinct A	—	990	725	937	782
" B	—	256	205	253	188
<b>Bellingham*</b>	<b>Mar. 7</b>	<b>1,355</b>	<b>1,213</b>	<b>1,448</b>	<b>1,267</b>
Precinct 1	—	335	269	365	315
" 2	—	304	255	317	267
" 3	—	716	689	766	685
<b>Belmont*</b>	<b>Mar. 4</b>	<b>13,244</b>	<b>8,566</b>	<b>13,828</b>	<b>12,583</b>
Precinct 1	—	3,152	2,191	3,360	3,085
" 2	—	1,400	918	1,500	1,365
" 3	—	1,966	1,187	1,968	1,740
" 4	—	1,557	962	1,593	1,452
" 5	—	1,649	1,049	1,663	1,505
" 6	—	1,751	1,246	1,896	1,759
" 7	—	1,769	1,015	1,848	1,677
<b>Billerica*</b>	<b>Feb. 5</b>	<b>3,657</b>	<b>3,046</b>	<b>3,803</b>	<b>3,068</b>
Precinct 1	—	1,363	1,095	1,471	1,198
" 2	—	1,432	1,271	1,460	1,162
" 3	—	862	680	872	708
<b>Bourne*</b>	<b>Feb. 9</b>	<b>1,957</b>	<b>1,247</b>	<b>1,839</b>	<b>1,297</b>
Precinct A	—	1,366	—	1,286	880
" B	—	591	—	553	417
<b>Boxford*</b>	<b>Mar. 7</b>	<b>407</b>	<b>181</b>	<b>424</b>	<b>353</b>
Precinct 1	—	240	—	249	206
" 2	—	167	—	175	147
<b>Braintree*</b>	<b>Mar. 7</b>	<b>9,681</b>	<b>7,207</b>	<b>9,535</b>	<b>8,213</b>
Precinct 1	—	3,130	2,478	3,141	2,595
" 2	—	3,422	2,461	3,292	3,007
" 3	—	3,129	2,268	3,102	2,611
<b>Brookline*</b>	<b>Mar. 8</b>	<b>24,975</b>	<b>13,637</b>	<b>26,297</b>	<b>23,419</b>
Precinct 1	—	3,603	1,662	3,862	3,378
" 2	—	3,050	1,321	3,224	2,831
" 3	—	2,535	1,379	2,650	2,373
" 4	—	1,668	1,175	1,720	1,519
" 5	—	2,088	1,577	2,145	1,938
" 6	—	2,432	1,557	2,437	2,149
" 7	—	3,249	1,370	3,442	3,023
" 8	—	2,721	1,285	2,896	2,532
" 9	—	3,629	2,347	3,921	3,676
<b>Chelmsford*</b>	<b>Mar. 7</b>	<b>3,776</b>	<b>2,137</b>	<b>4,006</b>	<b>3,379</b>
Precinct 1	—	1,213	681	1,286	1,139
" 2	—	1,256	755	1,532	1,086
" 3	—	190	117	193	152
" 4	—	395	205	404	326
" 5	—	140	81	155	125
" 6	—	582	298	636	541
<b>Clarksburg*</b>	<b>Feb. 25</b>	<b>669</b>	<b>424</b>	<b>666</b>	<b>537</b>
Precinct 1	—	362	226	369	310
" 2	—	100	61	97	82
" 3	—	207	124	200	145
<b>Concord*</b>	<b>Feb. 28</b>	<b>3,262</b>	<b>1,357</b>	<b>3,739</b>	<b>3,340</b>
Precinct 1	—	2,150	930	2,479	2,205
" 2	—	1,112	427	1,260	1,135
<b>Danvers*</b>	<b>Mar. 7</b>	<b>6,209</b>	<b>4,097</b>	<b>6,175</b>	<b>5,195</b>
Precinct 1	—	1,437	974	1,423	1,243
" 2	—	1,461	977	1,507	1,248
" 3	—	1,684	1,064	1,585	1,313
" 4	—	1,627	1,082	1,660	1,391

\*Official ballots used at town elections

NUMBER OF REGISTERED VOTERS AND PERSONS WHO VOTED  
AT ELECTIONS — Continued.

TOWNS AND VOTING PRECINCTS.	TOWN ELECTIONS, 1938.			STATE ELECTIONS, Nov. 8, 1938.	
	Date of Election 1938.	Registered Voters.	Persons who Voted.	Registered Voters.	Persons who Voted.
<b>Dartmouth*</b>	Mar. 7	3,897	2,901	3,951	2,970
Precinct 1	—	1,005	753	1,013	770
" 2	—	980	721	1,004	751
" 3	—	950	711	976	764
" 4	—	964	716	958	685
<b>Dedham*</b>	Mar. 4	7,730	4,831	8,089	7,154
Precinct 1	—	1,443	898	1,549	1,393
" 2	—	1,014	521	1,081	952
" 3	—	1,848	1,263	1,900	1,662
" 4	—	1,811	1,114	1,873	1,670
" 5	—	586	322	617	533
" 6	—	1,028	713	1,069	944
<b>Deerfield*</b>	Mar. 7	1,338	877	1,386	1,198
Precinct A	—	876	—	892	771
" B	—	462	—	494	427
<b>Dennis*</b>	Mar. 7	1,272	983	1,249	1,013
Precinct 1	—	239	188	243	189
" 2	—	138	96	135	117
" 3	—	451	353	438	356
" 4	—	307	238	297	243
" 5	—	137	108	136	108
<b>Dighton*</b>	Mar. 7	1,210	103	1,288	1,093
Precinct A	—	521	47	575	510
" B	—	289	38	304	241
" C	—	400	18	409	342
<b>Dracut*</b>	Feb. 7	3,184	2,721	3,321	2,604
Precinct 1	—	709	596	738	581
" 2	—	1,058	907	1,105	832
" 3	—	914	769	992	765
" 4	—	503	449	486	426
<b>Easthampton*</b>	Mar. 14	4,734	3,936	4,883	3,856
Precinct 1	—	1,186	995	1,225	941
" 2	—	1,163	948	1,217	1,013
" 3	—	1,110	912	1,133	905
" 4	—	1,275	1,081	1,308	997
<b>Easton*</b>	Mar. 14	2,988	2,264	3,116	2,634
Precinct 1	—	444	324	481	396
" 2	—	1,906	1,496	1,977	1,675
" 3	—	638	444	658	563
<b>Erving*</b>	Feb. 7	585	344	668	520
Precinct 1	—	254	111	268	189
" 2	—	331	233	400	331
<b>Fairhaven*</b>	Feb. 7	5,247	4,101	5,328	4,436
Precinct 1	—	1,148	890	1,195	1,014
" 2	—	1,275	931	1,295	1,108
" 3	—	1,466	1,201	1,444	1,188
" 4	—	1,358	1,079	1,399	1,126
<b>Falmouth*</b>	Feb. 17	2,995	2,292	3,019	2,215
Precinct 1	—	460	324	449	344
" 2	—	851	660	861	646
" 3	—	721	556	737	524
" 4	—	479	377	485	339
" 5	—	484	375	487	362
<b>Florida*</b>	Feb. 7	217	184	221	163
Precinct 1	—	152	129	159	115
" 2	—	64	55	62	48
<b>Foxborough*</b>	Mar. 7	2,893	1,622	3,065	2,268
Precinct 1	—	2,703	1,538	2,881	2,131
" 2	—	190	84	184	137
<b>Framingham*</b>	Mar. 7	10,797	7,959	11,314	9,695
Precinct 1	—	1,722	1,232	1,786	1,596
" 2	—	1,208	876	1,278	1,106
" 3	—	2,046	1,462	2,181	1,850
" 4	—	1,862	1,285	1,889	1,576
" 5	—	1,737	1,389	1,820	1,521
" 6	—	2,282	1,715	2,360	2,046
<b>Freetown*</b>	Mar. 7	839	673	854	670
Precinct 1	—	413	333	418	337
" 2	—	426	340	436	333
<b>Gill</b>	Mar. 7	464	363	482	368
Precinct 1	—	242	188	255	196
" 2	—	222	175	227	172

\*Official ballots used at town elections.



NUMBER OF REGISTERED VOTERS AND PERSONS WHO VOTED  
AT ELECTIONS — Continued.

TOWNS AND VOTING PRECINCTS.	TOWN ELECTIONS, 1938.			STATE ELECTIONS, Nov. 8, 1938.	
	Date of Election 1938.	Registered Voters.	Persons who Voted.	Registered Voters.	Persons who Voted.
<b>Grafton*</b>	Feb. 7	3,157	2,488	3,189	2,785
Precinct 1	—	850	640	871	743
" 2	—	1,074	857	1,080	972
" 3	—	1,233	991	1,238	1,070
<b>Great Barrington*</b>	Feb. 7	3,218	2,334	3,288	2,533
Precinct A	—	2,363	1,662	2,404	1,828
" B	—	855	672	884	705
<b>Greenfield*</b>	Mar. 7	8,739	4,982	8,916	6,836
Precinct 1	—	1,481	799	1,544	1,163
" 2	—	1,414	838	1,452	1,098
" 3	—	1,611	872	1,550	1,234
" 4	—	1,454	880	1,495	1,185
" 5	—	1,416	855	1,426	1,080
" 6	—	1,363	738	1,449	1,067
<b>Groton*</b>	Feb. 7	1,495	1,221	1,534	1,340
Precinct 1	—	1,170	955	1,205	1,069
" 2	—	325	266	329	271
<b>Groveland*</b>	Mar. 14	1,179	1,037	1,278	1,105
Precinct 1	—	784	707	867	754
" 2	—	395	330	411	351
<b>Hardwick*</b>	Mar. 7	1,019	868	1,080	848
Precinct 1	—	—	—	287	227
" 2	—	—	—	612	484
" 3	—	—	—	181	137
<b>Helbrook*</b>	Mar. 7	1,912	1,010	1,941	1,668
Precinct 1	—	1,426	797	1,461	1,261
" 2	—	476	313	480	407
<b>Lanesborough*</b>	Feb. 14	643	271	681	606
Precinct A	—	504	256	536	476
" B	—	139	15	145	130
<b>Leicester*</b>	Feb. 7	2,565	2,317	2,503	1,942
Precinct 1	—	1,069	968	1,041	825
" 2	—	950	860	914	698
" 3	—	546	489	548	419
<b>Lexington*</b>	Mar. 7	5,050	2,270	5,737	5,194
Precinct 1	—	1,373	634	1,563	1,380
" 2	—	1,193	523	1,318	1,203
" 3	—	1,220	570	1,389	1,236
" 4	—	1,264	543	1,467	1,276
<b>Longmeadow*</b>	Feb. 21	2,964	705	3,014	2,569
Precinct A	—	—	—	1,248	1,031
" B	—	—	—	1,316	1,130
" C	—	—	—	450	358
<b>Ludlow*</b>	Mar. 14	3,223	2,621	3,178	2,568
Precinct 1	—	1,165	985	1,163	953
" 2	—	930	776	875	757
" 3	—	1,128	860	1,140	878
<b>Lynnfield*</b>	Mar. 7	1,286	1,029	1,397	1,259
Precinct 1	—	725	570	770	679
" 2	—	561	459	627	—
<b>Marblehead*</b>	Mar. 14	6,445	4,256	6,724	5,748
Precinct 1	—	1,577	1,118	1,654	1,378
" 2	—	1,533	1,078	1,563	1,317
" 3	—	1,719	1,171	1,716	1,442
" 4	—	1,616	889	1,791	1,611
<b>Methuen*</b>	Mar. 7	11,897	9,548	11,788	9,781
Precinct 1	—	2,716	2,127	2,714	2,328
" 2	—	1,872	1,648	1,928	1,619
" 3	—	3,098	2,288	2,879	2,398
" 4	—	1,966	1,548	1,955	1,545
" 5	—	2,305	1,937	2,312	1,891
<b>Middleborough*</b>	Jan. 17	4,556	2,571	4,548	3,731
Precinct 1	—	328	163	318	266
" 2	—	3,696	2,154	3,714	3,066
" 3	—	532	254	516	399
<b>Milford*</b>	Mar. 7	7,294	5,811	7,361	6,172
Precinct 1	—	1,421	1,109	1,436	1,168
" 2	—	1,543	1,355	1,574	1,353
" 3	—	1,413	1,083	1,385	1,142
" 4	—	1,381	1,079	1,415	1,206
" 5	—	1,536	1,185	1,551	1,306

\*Official ballots used at town elections.

NUMBER OF REGISTERED VOTERS AND PERSONS WHO VOTED  
AT ELECTIONS — Continued.

TOWNS AND VOTING PRECINCTS.	TOWN ELECTIONS 1938.			STATE ELECTIONS, Nov. 8, 1938.	
	Date of Election 1938.	Regis- tered Voters.	Persons who Voted.	Regis- tered Voters.	Persons who Voted.
Milton*	Mar. 5	10,572	4,822	11,604	9,852
Precinct 1	—	1,585	632	1,761	1,507
" 2	—	1,320	579	1,454	1,266
" 3	—	1,281	651	1,339	1,155
" 4	—	1,291	604	1,464	1,270
" 5	—	1,778	751	1,973	1,645
" 6	—	1,718	790	1,857	1,560
" 7	—	1,599	815	1,756	1,449
Montague*	Mar. 7	3,934	2,828	3,944	3,039
Precinct 1	—	2,913	2,161	2,928	2,239
" 2	—	447	283	468	387
" 3	—	574	384	548	413
Natick*	Mar. 7	7,485	5,510	7,697	6,871
Precinct 1	—	2,472	1,864	2,546	2,281
" 2	—	665	538	672	604
" 3	—	1,363	1,021	1,312	1,221
" 4	—	2,985	2,087	3,167	2,765
Newbury*	Mar. 19	914	714	946	783
Precinct 1	—	518	400	539	471
" 2	—	396	314	407	312
North Andover*	Mar. 7	4,661	3,980	4,676	3,865
Precinct 1	—	1,089	951	1,062	888
" 2	—	1,277	1,114	1,317	1,117
" 3	—	1,174	993	1,173	966
" 4	—	1,121	922	1,124	894
Northbridge*	Feb. 14	4,585	3,264	4,774	4,372
Precinct 1	—	3,546	2,355	3,732	3,385
" 2	—	1,039	909	1,042	987
Oxford*	Feb. 7	2,291	1,765	2,383	1,694
Precinct 1	—	1,614	—	1,671	1,234
" 2	—	677	—	712	460
Palmer*	Feb. 7	4,085	3,294	4,153	3,619
Precinct A	—	1,818	1,380	1,829	1,568
" B	—	625	554	644	569
" C	—	1,104	942	1,134	1,016
" D	—	538	418	546	466
Peelham*	Feb. 7	220	120	238	189
Precinct 1	—	173	97	187	154
" 2	—	47	23	51	35
Pepperell*	Feb. 28	1,537	1,150	1,610	1,400
Precinct A	—	714	528	746	658
" B	—	823	622	864	742
Randolph*	Mar. 7	3,957	3,008	4,167	3,459
Precinct 1	—	3,008	2,301	3,144	2,639
" 2	—	949	707	1,023	820
Raynham*	Mar. 12	1,049	835	1,019	893
Precinct 1	—	595	469	580	522
" 2	—	454	366	439	371
Rockland*	Mar. 14	4,595	3,795	4,762	4,076
Precinct 1	—	2,176	—	2,265	1,949
" 2	—	2,419	—	2,497	2,127
Rockport*	Mar. 14	2,208	1,642	2,208	1,906
Precinct 1	—	526	395	546	477
" 2	—	1,682	1,247	1,662	1,429
Royalston*	Mar. 7	352	261	364	290
Precinct 1	—	187	149	182	152
" 2	—	165	112	182	138
Saugus*	Mar. 7	7,715	5,289	7,698	6,606
Precinct 1	—	1,061	803	1,051	902
" 2	—	941	649	928	789
" 3	—	1,051	720	1,049	935
" 4	—	1,053	695	1,046	874
" 5	—	829	516	832	700
" 6	—	912	634	914	777
" 7	—	762	537	756	660
" 8	—	1,106	735	1,122	969
Seekonk	Feb. 7	2,061	1,242	2,170	1,617
Precinct 1	—	721	528	744	541
" 2	—	1,340	714	1,426	1,076
Shirley*	Feb. 7	1,001	777	1,041	866
Precinct A	—	192	—	202	168
" B	—	809	—	839	698

\*Official ballots used at town elections.

NUMBER OF REGISTERED VOTERS AND PERSONS WHO VOTED  
AT ELECTIONS — Continued.

TOWNS AND VOTING PRECINCTS.	TOWN ELECTIONS, 1938.			STATE ELECTIONS, Nov. 8, 1938.	
	Date of Election 1938.	Regis- tered Voters.	Persons who Voted.	Regis- tered Voters.	Persons who Voted.
<b>Shrewsbury*</b>	Feb. 7	3,370	2,135	3,615	2,979
Precinct 1	—	1,652	1,075	1,729	1,507
" 2	—	1,718	1,060	1,886	1,472
<b>Somerset*</b>	Mar. 7	2,672	1,994	2,736	2,287
Precinct 1	—	681	530	699	564
" 2	—	1,111	810	1,100	937
" 3	—	880	654	937	786
<b>South Hadley*</b>	Mar. 7	3,559	2,824	3,633	3,125
Precinct A	—	1,149	936	1,181	1,013
" B	—	1,056	846	1,062	939
" C	—	550	455	582	489
" D	—	804	587	808	684
<b>Southborough*</b>	Mar. 21	1,179	812	1,203	953
Precinct 1	—	898	607	915	706
" 2	—	281	205	288	247
<b>Sutton*</b>	Feb. 7	1,184	1,039	1,227	1,064
Precinct 1	—	466	—	491	427
" 2	—	470	—	482	427
" 3	—	248	—	254	210
<b>Swampscott*</b>	Feb. 21	5,765	3,505	6,181	5,506
Precinct 1	—	752	443	826	692
" 2	—	729	439	755	688
" 3	—	728	457	785	699
" 4	—	632	402	669	618
" 5	—	739	475	766	708
" 6	—	684	427	747	645
" 7	—	795	498	873	771
" 8	—	706	364	760	685
<b>Swansea*</b>	Mar. 7	2,096	1,372	2,137	1,777
Precinct 1	—	1,007	615	1,014	816
" 2	—	1,089	757	1,123	961
<b>Templeton*</b>	Mar. 7	1,775	1,272	1,815	1,488
Precinct 1	—	385	304	395	319
" 2	—	372	238	381	304
" 3	—	181	139	181	152
" 4	—	837	591	858	713
<b>Truro*</b>	Feb. 21	321	240	333	291
Precinct A	—	163	—	167	145
" B	—	158	—	166	146
<b>Uxbridge*</b>	Feb. 7	3,238	2,302	3,297	2,769
Precinct 1	—	2,196	1,641	2,307	1,949
" 2	—	1,042	661	990	820
<b>Wakefield*</b>	Mar. 7	8,181	4,937	8,607	7,463
Precinct 1	—	4,282	2,735	4,432	3,857
" 2	—	1,772	864	1,970	1,651
" 3	—	2,127	1,338	2,205	1,955
<b>Walpole*</b>	Jan. 17	3,535	2,090	3,652	3,218
Precinct 1	—	2,312	1,367	2,387	2,099
" 2	—	984	583	1,027	910
" 3	—	239	140	238	209
<b>Wareham*</b>	Mar. 8	3,530	2,401	3,637	2,265
Precinct 1	—	2,235	1,656	2,299	1,483
" 2	—	1,295	745	1,338	782
<b>Warren*</b>	Feb. 14	1,648	1,303	1,686	1,408
Precinct A	—	981	774	1,003	852
" B	—	667	529	683	556
<b>Watertown*</b>	Mar. 7	16,413	12,056	17,016	15,323
Precinct 1	—	1,955	1,420	2,043	1,817
" 2	—	1,918	1,438	2,009	1,781
" 3	—	1,650	1,056	1,709	1,539
" 4	—	1,522	1,180	1,591	1,446
" 5	—	1,633	1,285	1,693	1,529
" 6	—	1,850	1,188	1,896	1,749
" 7	—	1,589	1,268	1,591	1,458
" 8	—	1,755	1,333	1,834	1,614
" 9	—	1,162	847	1,252	1,112
" 10	—	1,379	1,041	1,398	1,278
<b>Wayland*</b>	Mar. 7	1,730	1,408	1,857	1,599
Precinct 1	—	651	514	720	649
" 2	—	1,079	894	1,137	950
<b>Wellesley*</b>	Mar. 7	6,575	3,355	7,350	6,673
Precinct 1	—	987	477	1,085	996

\*Official ballots used at town elections.

NUMBER OF REGISTERED VOTERS AND PERSONS WHO VOTED  
AT ELECTIONS — Continued.

TOWNS AND VOTING PRECINCTS	TOWN ELECTIONS, 1938.			STATE ELECTIONS, Nov. 8, 1938.	
	Date of Election 1938.	Regis- tered Voters.	Persons who Voted	Regis- tered Voters.	Persons who Voted
<b>Welesley* — Con.</b>	<b>Mar. 7</b>	<b>965</b>	<b>480</b>	<b>1,179</b>	<b>1,075</b>
" 2	—	1,105	623	1,209	1,083
" 3	—	1,118	597	1,219	1,103
" 4	—	1,292	648	1,475	1,340
" 5	—	1,108	530	1,183	1,076
" 6	—	—	—	—	—
<b>West Springfield*</b>	<b>Feb. 21</b>	<b>7,768</b>	<b>5,197</b>	<b>7,986</b>	<b>6,822</b>
Precinct 1	—	1,544	1,162	1,651	1,371
" 2	—	1,046	671	1,086	910
" 3	—	1,248	845	1,354	1,168
" 4	—	1,938	1,311	1,949	1,651
" 5	—	1,892	1,248	1,946	1,722
<b>Westford*</b>	<b>Feb. 14</b>	<b>1,649</b>	<b>1,367</b>	<b>1,669</b>	<b>1,406</b>
Precinct 1	—	496	388	504	438
" 2	—	427	367	437	339
" 3	—	229	165	227	193
" 4	—	497	447	501	436
<b>Westport*</b>	<b>Mar. 14</b>	<b>2,030</b>	<b>1,591</b>	<b>2,020</b>	<b>1,760</b>
Precinct A	—	1,084	858	1,077	788
" B	—	946	733	947	972
<b>Westwood*</b>	<b>Mar. 7</b>	<b>1,626</b>	<b>1,342</b>	<b>1,815</b>	<b>1,536</b>
Precinct 1	—	1,044	858	1,199	1,018
" 2	—	582	484	616	518
<b>Weymouth*</b>	<b>Mar. 15</b>	<b>11,759</b>	<b>8,523</b>	<b>11,769</b>	<b>9,748</b>
Precinct 1	—	2,033	1,456	2,065	1,703
" 2	—	1,369	1,025	1,360	1,122
" 3	—	1,966	1,502	1,972	1,673
" 4	—	791	601	823	705
" 5	—	1,080	678	997	878
" 6	—	1,702	1,254	1,657	1,277
" 7	—	814	601	827	670
" 8	—	792	515	821	646
" 9	—	1,212	891	1,247	1,074
<b>Wilbraham*</b>	<b>Feb. 7</b>	<b>1,244</b>	<b>616</b>	<b>1,311</b>	<b>1,161</b>
Precinct A	—	452	—	482	425
" B	—	792	—	829	736
<b>Williamsburg*</b>	<b>Feb. 7</b>	<b>997</b>	<b>646</b>	<b>1,033</b>	<b>886</b>
Precinct A	—	479	305	498	439
" B	—	518	341	535	447
<b>Winchester*</b>	<b>Mar. 7</b>	<b>7,231</b>	<b>4,294</b>	<b>7,515</b>	<b>6,678</b>
Precinct 1	—	1,194	743	1,272	1,116
" 2	—	1,277	806	1,283	1,128
" 3	—	1,241	710	1,298	1,187
" 4	—	1,190	608	1,221	1,128
" 5	—	1,103	642	1,174	1,068
" 6	—	1,226	785	1,267	1,051
<b>Winthrop*</b>	<b>Mar. 7</b>	<b>9,303</b>	<b>5,748</b>	<b>9,681</b>	<b>8,319</b>
Precinct 1	—	2,166	1,357	2,244	1,908
" 2	—	1,820	1,110	1,931	1,682
" 3	—	2,305	1,457	2,431	2,050
" 4	—	1,626	938	1,679	1,413
" 5	—	1,386	886	1,396	1,266
<b>Yarmouth*</b>	<b>Feb. 7</b>	<b>1,150</b>	<b>732</b>	<b>1,179</b>	<b>989</b>
Precinct 1	—	216	128	208	170
" 2	—	171	116	177	161
" 3	—	464	285	486	414
" 4	—	299	203	308	244

Towns	TOWN ELECTIONS, 1938.			STATE ELECTIONS, Nov. 8, 1938.	
	Date of Election 1938.	Regis- tered Voters.	Persons who Voted.	Regis- tered Voters.	Persons who Voted
Alford	Feb. 14	119	90	116	88
Amesbury*	Mar. 14	5,386	4,093	5,545	4,700
Amherst*	Mar. 7	3,319	1,779	3,384	2,825
Ashby*	Mar. 8	451	265	476	372
Ashfield*	Mar. 7	444	178	445	336
Ashland*	Mar. 7	1,542	1,224	1,509	1,342
Avon*	Mar. 1	1,227	971	1,263	1,084
Ayer*	Feb. 7	1,592	1,015	1,576	1,276
Becket*	Feb. 23	426	321	423	272
Bedford*	Mar. 7	1,213	842	1,283	1,007
Berkley*	Mar. 14	525	472	567	443
Berlin*	Feb. 7	553	280	550	474

\*Official ballots used at town elections.

NUMBER OF REGISTERED VOTERS AND PERSONS WHO VOTED  
AT ELECTIONS — Continued.

TOWNS	TOWN ELECTIONS, 1938.			STATE ELECTIONS, Nov. 8, 1938.	
	Date of Election 1938.	Registered Voters.	Persons who Voted.	Registered Voters.	Persons who Voted.
Bernardston*	Mar. 7	468	115	493	419
Blackstone*	Mar. 7	2,154	66	2,353	1,927
Blandford*	Feb. 7	245	127	252	199
Bolton*	Feb. 7	360	270	367	330
Boxborough*	Feb. 7	204	146	194	164
Boylston*	Mar. 7	619	497	634	523
Brewste.*	Mar. 7	537	410	540	422
Bridgewater*	Mar. 7	2,962	1,612	3,100	2,705
Brimfield*	Mar. 7	450	296	472	387
Brookfield*	Mar. 7	744	478	770	576
Buckland*	Feb. 7	831	629	857	639
Burlington*	Feb. 7	1,148	1,014	1,199	978
Canton*	Mar. 7	3,458	2,400	3,563	2,934
Carlisle*	Feb. 14	369	271	390	336
Carver*	Mar. 7	552	429	577	418
Charlemont	Feb. 7	529	156	506	387
Charlton*	Feb. 7	1,197	801	1,169	840
Chatham*	Feb. 21	1,316	874	1,317	991
Cheshire*	Feb. 7	793	625	827	661
Chester*	Feb. 7	718	577	735	510
Chesterfield*	Feb. 7	262	184	264	201
Chilmark	Feb. 7	174	110	174	131
Clinton*	Mar. 7	6,481	5,619	6,703	6,021
Cobasset*	Mar. 12	2,024	1,625	1,986	1,716
Colrain*	Feb. 7	760	455	773	595
Conway*	Feb. 7	451	207	458	373
Cumington*	Feb. 7	336	209	344	299
Dalton*	Feb. 7	2,326	161	2,401	2,016
Dana***	Mar. 7	157	65	-	-
Douglas*	Mar. 21	1,022	408	1,077	969
Dover*	Mar. 7	703	559	777	704
Dudley*	Mar. 21	2,084	1,863	1,984	1,655
Dunstable*	Mar. 7	233	178	224	198
Duxbury*	Mar. 12	1,308	678	1,356	1,109
East Bridgewater*	Mar. 12	1,871	1,620	1,948	1,636
East Brookfield	Mar. 7	487	463	499	364
East Longmeadow*	Feb. 14	1,567	791	1,568	1,373
Eastham*	Feb. 8	361	216	388	311
Edgartown	Feb. 8	787	583	793	653
Egremont*	Feb. 7	334	245	347	280
Enfield***	Feb. 7	194	32	-	-
Essex*	Mar. 14	938	698	971	807
Franklin*	Feb. 8	3,469	2,614	3,556	3,125
Gay Head	Feb. 19	93	78	101	74
Georgetown*	Mar. 14	1,212	736	1,188	999
Goshen	Feb. 7	136	65	144	123
Gosnold	Mar. 14	73	49	78	55
Granby*	Feb. 21	486	366	500	416
Granville*	Feb. 14	369	293	379	278
Greenwich***	Feb. 14	91	36	-	-
Hadley*	Feb. 7	1,001	806	1,021	720
Halifax	Mar. 12	428	364	441	394
Hamilton*	Mar. 15	1,255	1,039	1,268	1,126
Hampden*	Feb. 7	529	445	536	462
Hancock*	Feb. 7	210	187	214	175
Hanover*	Mar. 3	1,375	998	1,452	1,201
Hanson*	Mar. 12	1,242	914	1,271	1,012
Harvard*	Feb. 7	612	389	633	520
Harwich*	Feb. 7	1,393	1,022	1,435	1,067
Hatfield*	Feb. 21	1,004	780	1,028	750
Hawley	Feb. 7	138	81	130	82
Heath	Feb. 7	155	38	157	107
Hingham*	Mar. 21	3,966	2,867	4,184	3,582
Hinsdale*	Feb. 14	605	509	616	510
Holden*	Feb. 7	1,842	1,254	1,971	1,782
Holland*	Feb. 14	108	92	113	99
Holliston	Mar. 7	1,687	1,145	1,742	1,491
Hopedale	Mar. 7	1,542	26	1,646	1,497
Hopkinton*	Mar. 7	1,329	1,160	1,568	1,264
Hubbardston*	Feb. 7	465	226	477	340
Hudson*	Mar. 14	3,862	3,038	3,906	3,369
Hull*	Mar. 7	1,599	763	1,632	1,336
Huntington*	Feb. 7	704	595	717	624
Ipswich*	Mar. 14	3,069	2,470	3,039	2,591
Kingston*	Mar. 5	1,384	982	1,406	1,187
Lakeville*	Mar. 7	729	544	789	667
Lancaster*	Feb. 14	1,370	206	1,390	1,120

\*Official ballots used at town elections.

\*\*\*Taken by Metropolitan Water Commission, Chap. 240, Acts of 1938.

NUMBER OF REGISTERED VOTERS AND PERSONS WHO VOTED  
AT ELECTIONS — Continued.

Towns	TOWN ELECTIONS, 1938.			STATE ELECTIONS, Nov. 8, 1938	
	Date of Election 1938	Regis- tered Voters.	Persons who Voted.	Regis- tered Voters.	Persons who Voted
Lee*	Feb. 14	2,316	1,489	2,211	1,774
Lenox*	Feb. 7	1,678	1,164	1,680	1,236
Leverett	Feb. 7	310	62	303	200
Leyden*	Mar. 7	142	118	143	102
Lincoln*	Mar. 12	912	693	981	849
Littleton*	Feb. 14	871	729	919	746
Lunenburg*	Mar. 5	1,121	684	1,124	913
Manchester*	Feb. 15	1,531	1,152	1,565	1,320
Mansfield*	Jan. 17	3,279	1,582	3,276	2,869
Marion	Mar. 8	1,043	718	1,066	816
Marshfield*	Mar. 14	1,456	1,048	1,494	1,261
Mashpee*	Mar. 8	218	173	226	174
Mattapoisett*	Feb. 8	986	793	997	675
Maynard*	Feb. 14	3,229	2,450	3,358	2,945
Medfield	Mar. 7	1,283	766	1,352	1,156
Medway*	Feb. 14	1,751	1,427	1,728	1,493
Mendon*	Mar. 7	677	505	683	564
Merrimac*	Mar. 7	1,467	977	1,451	1,219
Middlefield	Feb. 14	132	115	132	91
Middleton*	Mar. 21	895	823	946	756
Millbury*	Feb. 7	3,754	2,961	4,104	2,914
Millis*	Feb. 14	1,119	911	1,151	1,032
Millville**	-	-	-	961	836
Monroe*	Mar. 7	105	91	110	79
Monson*	Feb. 7	2,090	1,487	2,095	1,708
Monterey*	Feb. 7	196	143	176	141
Montgomery	Feb. 7	85	55	90	75
Mt. Washington	Feb. 7	40	36	39	34
Nahant*	Mar. 19	1,218	1,005	1,251	1,048
Nantucket*	Feb. 21	1,883	1,320	1,920	1,562
Needham*	Mar. 14	5,885	3,940	6,704	5,984
New Ashford	Feb. 7	57	29	57	49
New Braintree*	Feb. 7	191	163	191	132
New Marlborough*	Mar. 21	534	456	527	364
New Salem*	Feb. 7	234	148	260	190
Norfolk*	Mar. 7	711	519	776	677
North Attleborough*	Mar. 21	5,368	2,805	5,490	4,581
North Brookfield*	Feb. 14	1,515	1,074	1,497	1,133
North Reading*	Mar. 7	1,282	949	1,389	1,203
Northborough*	Mar. 7	1,210	940	1,226	1,079
Northfield*	Feb. 7	991	530	978	770
Norton*	Mar. 7	1,521	998	1,539	1,205
Norwell	Mar. 12	914	565	991	883
Norwood*	Jan. 17	7,207	4,637	7,556	6,622
Oak Bluffs*	Feb. 9	980	671	994	774
Oakham*	Feb. 7	213	48	214	180
Orange*	Mar. 7	3,027	1,926	3,178	2,363
Orleans*	Feb. 8	927	695	915	776
Otis*	Feb. 14	250	189	258	169
Paxton*	Feb. 7	368	268	402	343
Pembroke*	Mar. 12	836	597	872	723
Peru*	Mar. 14	93	81	91	61
Petersham*	Mar. 7	400	188	486	377
Phillipston*	Feb. 7	233	165	244	166
Plainfield	Mar. 7	160	118	155	121
Plainville*	Mar. 7	862	316	911	750
Plymouth*	Mar. 5	6,439	4,443	6,574	5,088
Plympton*	Mar. 5	305	192	305	246
Prescott***	-	-	-	-	-
Princeton	Feb. 7	399	303	394	326
Provincetown*	Feb. 14	2,122	1,439	2,235	1,479
Reading*	Mar. 7	5,527	2,349	5,889	5,164
Rehoboth*	Mar. 7	1,313	956	1,246	1,037
Richmond*	Feb. 7	345	263	349	248
Rochester	Mar. 7	491	313	509	400
Rowe	Feb. 7	132	77	144	114
Rowley*	Mar. 14	871	758	871	738
Russell*	Mar. 7	643	536	662	517
Rutland*	Feb. 7	690	71	775	684
Salisbury*	Mar. 8	1,601	1,399	1,608	1,224
Sandisfield*	Feb. 7	226	166	227	147
Sandwich*	Mar. 7	918	703	946	727
Savoy	Feb. 7	166	136	168	125
Scituate*	Mar. 14	2,670	2,093	2,779	2,185
Sharon*	Mar. 7	1,852	1,200	2,058	1,840
Sheffield*	Mar. 7	788	624	818	664

\*Official ballots used at town elections.

\*\*No town elections (See Acts of 1933, Chap. 341).

\*\*\*Taken by Metropolitan Water Commission, Chap. 210, Acts of 1938.

NUMBER OF REGISTERED VOTERS AND PERSONS WHO VOTED  
AT ELECTIONS — Continued.

Towns	TOWN ELECTIONS, 1938.			STATE ELECTIONS, Nov. 8, 1938.	
	Date of Election 1938.	Regis- tered Voters.	Persons who Voted.	Regis- tered Voters.	Persons who Voted.
Shelburne*	Feb. 7	935	340	959	825
Sherborn*	Mar. 7	544	308	593	474
Shutesbury*	Feb. 7	120	69	122	88
Southampton	Feb. 14	473	201	487	394
Southbridge*	Mar. 4	8,035	5,792	7,946	5,934
Southwick*	Mar. 21	669	598	654	502
Spencer*	Mar. 7	3,293	2,469	3,385	2,895
Sterling*	Feb. 7	925	525	994	791
Stockbridge*	Feb. 14	1,026	710	1,027	803
Stoneham*	Mar. 7	5,677	4,440	5,720	4,804
Stoughton*	Feb. 21	4,302	1,763	4,629	3,638
Stow*	Feb. 14	593	398	629	520
Sturbridge*	Mar. 7	990	767	978	635
Sudbury*	Mar. 7	876	734	920	815
Sunderland*	Feb. 7	418	83	438	367
Tewksbury*	Feb. 2	1,522	1,213	1,560	1,308
Tisbury*	Feb. 10	1,023	769	984	787
Tolland*	Feb. 7	71	31	71	64
Topsfield*	Mar. 8	618	433	658	571
Townsend*	Mar. 7	1,062	441	1,144	945
Tyngsborough*	Feb. 7	820	680	865	662
Tyringham	Feb. 14	134	109	133	103
Upton*	Feb. 7	1,161	976	1,184	1,042
Wales*	Feb. 7	236	200	235	185
Ware*	Feb. 7	4,126	2,674	3,990	2,811
Warwick	Feb. 7	224	169	230	191
Washington*	Feb. 7	141	108	136	113
Webster	Mar. 28	6,769	5,995	6,798	5,457
Wellfleet*	Feb. 15	627	495	615	461
Wendell*	Mar. 7	218	182	204	128
Wenham*	Mar. 7	713	552	778	669
West Boylston*	Feb. 7	1,042	739	1,071	896
West Bridgewater*	Mar. 7	1,670	1,083	1,714	1,273
West Brookfield*	Feb. 14	685	469	725	592
West Newbury*	Mar. 7	855	645	862	717
West Stockbridge*	Feb. 7	596	448	606	476
West Tisbury	Feb. 7	162	82	158	131
Westborough*	Mar. 7	2,403	1,348	2,562	2,338
Westhampton	Mar. 7	168	56	185	143
Westminster*	Mar. 7	721	140	743	582
Weston*	Mar. 28	1,938	166	2,173	1,934
Whately*	Feb. 7	514	422	502	394
Whitman*	Mar. 12	4,686	3,748	4,736	3,874
Williamstown*	Feb. 7	2,278	1,023	2,305	1,780
Wilmington*	Mar. 7	2,087	1,477	2,119	1,713
Winchendon*	Mar. 7	2,793	2,099	2,899	2,275
Windsor*	Feb. 7	178	67	174	129
Worthington*	Feb. 7	276	193	279	232
Wrentham*	Mar. 7	1,286	818	1,423	1,193

\*Official ballots used at town elections.

RECAPITULATION.

STATE ELECTION, 1938.			CITY AND TOWN ELECTIONS, 1938.		
	Regis- tered Voters.	Persons who Voted.		Regis- tered Voters.	Persons who Voted.
The State	2,112,619	1,795,552	Total	1,029,033	707,651
39 cities	1,398,465	1,197,409	15 cities <sup>1</sup>	337,773	242,133
312 towns	714,154	598,143	314 towns <sup>2</sup>	691,260	465,518

<sup>1</sup>The following cities did not have a city election in 1938: Boston, Brockton, Cambridge, Chelsea, Everett, Fitchburg, Gardner, Holyoke, Leominster, Lowell, Lynn, Malden, Marlborough, Medford, Newton, Northampton, Pittsfield, Salem, Somerville, Springfield, Waltham, Westfield, Woburn, and Worcester.

<sup>2</sup>Under provisions of Acts of 1928, Chap. 340, Sec. 4, no town election was held in town of Prescott and under provisions of Acts of 1933, Chap. 341, no town election was held in town of Millville.





---

---

NUMBER OF VOTES

RECEIVED BY EACH

REPUBLICAN CANDIDATE FOR NOMINATION  
FOR A STATE OFFICE

AT THE

STATE PRIMARY

SEPTEMBER 20, 1938

ARRANGED BY CITIES, TOWNS AND DISTRICTS

---

---

REPUBLICAN.

NUMBER OF VOTES RECEIVED BY EACH REPUBLICAN CANDIDATE FOR NOMINATION FOR A STATE OFFICE AT THE STATE PRIMARY, SEPT. 20, 1938.

Governor

County of Barnstable.

Cities and Towns.	Frederick Butler of Andover.	William H. McMas- ters of Cam- bridge.	Leverett Saltonstall of Newton.	Richard Whitecomb of Springfield.	All Others.	Blanks.	Total Vote.
Barnstable . . . . .	29	34	659	26	-	21	769
Bourne . . . . .	11	16	240	20	-	7	294
Brewster . . . . .	5	9	177	45	-	8	244
Chatham . . . . .	55	31	349	37	-	55	563
Dennis . . . . .	59	18	455	37	-	58	627
Eastham . . . . .	9	15	102	2	-	7	135
Falmouth . . . . .	22	15	370	40	-	14	461
Harwich . . . . .	65	42	518	68	-	82	775
Mashpee . . . . .	3	-	23	1	-	1	28
Orleans . . . . .	13	25	228	7	-	6	279
Provincetown . . . . .	21	15	281	6	1	52	376
Sandwich . . . . .	6	3	81	12	-	1	103
Truro . . . . .	11	4	99	3	-	17	134
Wellfleet . . . . .	3	11	94	9	-	2	119
Yarmouth . . . . .	27	9	341	23	-	9	409
Totals . . . . .	339	247	4017	372	1	340	5316

County of Berkshire.

Adams . . . . .	79	71	544	81	-	115	890
Alford . . . . .	-	1	18	1	-	-	20
Becket . . . . .	1	6	18	4	-	1	30
Cheshire . . . . .	5	9	54	9	-	5	82
Clarksburg . . . . .	16	12	99	15	-	26	168
Dalton . . . . .	7	6	202	38	-	6	259
Egremont . . . . .	3	4	35	11	-	-	53
Florida . . . . .	3	2	31	5	-	-	43
Great Barrington . . . . .	12	7	341	88	-	8	456
Hancock . . . . .	4	2	50	7	-	4	67
Hinsdale . . . . .	3	9	45	12	-	5	74
Lanesborough . . . . .	29	10	182	87	-	46	354
Lee . . . . .	7	45	82	13	-	8	155
Lenox . . . . .	4	8	133	9	-	3	157
Monterey . . . . .	3	-	36	1	-	1	41
Mount Washington . . . . .	1	-	10	1	-	-	12
New Ashford . . . . .	4	1	13	2	-	9	29
New Marlborough . . . . .	6	19	34	10	-	1	70
NORTH ADAMS . . . . .	71	46	1149	141	-	91	1498
Otis . . . . .	4	-	22	8	-	1	35
Peru . . . . .	-	3	9	6	-	-	18
PITTSFIELD . . . . .	160	202	2432	1313	-	191	4298
Richmond . . . . .	3	2	27	50	-	2	84
Sandisfield . . . . .	1	1	25	3	-	1	31
Savoy . . . . .	2	-	26	1	3	-	32
Sheffield . . . . .	6	2	98	12	-	2	120
Stockbridge . . . . .	11	4	151	7	-	9	182
Tyringham . . . . .	-	-	29	-	-	2	31
Washington . . . . .	1	-	18	1	-	2	22
West Stockbridge . . . . .	6	4	55	7	-	2	74
Williamstown . . . . .	15	7	331	18	-	20	391
Windsor . . . . .	1	3	17	2	-	-	23
Totals . . . . .	468	486	6316	1963	3	563	9799

County of Bristol.

Acushnet . . . . .	18	27	239	31	-	38	353
ATTLEBORO . . . . .	168	563	1680	555	-	222	3188
Berkley . . . . .	4	8	84	6	-	5	107
Dartmouth . . . . .	69	48	1023	48	-	67	1255
Dighton . . . . .	57	18	410	60	-	57	602
Easton . . . . .	22	100	591	69	-	17	799
Fairhaven . . . . .	139	84	1558	99	-	183	2063
FALL RIVER . . . . .	1069	356	6191	566	-	1506	9628
Freetown . . . . .	35	7	292	24	-	52	410
Mansfield . . . . .	46	221	801	66	-	157	1291
NEW BEDFORD . . . . .	707	728	10315	748	1	1495	13994
North Attleborough . . . . .	109	358	1037	103	-	291	1898
Norton . . . . .	8	72	159	30	-	10	279
Raynham . . . . .	12	37	267	36	-	42	394
Rehoboth . . . . .	46	35	285	51	-	20	437
Seekonk . . . . .	123	41	361	69	-	64	658
Somerset . . . . .	62	20	408	29	-	33	552

**REPUBLICAN.**  
*Governor — Continued.*  
**County of Bristol — Concluded.**

Cities and Towns.	Frederick Butler of Andover.	William H. McMas- ters of Cam- bridge.	Leverett Saltonstall of Newton.	Richard Whitcomb of Springfield.	All Others.	Blanks.	Total Vote.
Swansea . . . . .	117	55	571	39	—	104	886
TAUNTON . . . . .	202	276	2182	458	4	371	3493
Westport . . . . .	128	54	622	92	—	173	1069
Totals . . . . .	3081	3108	29076	3179	5	4907	43356

**County of Dukes County.**

Chilmark . . . . .	2	—	90	—	—	7	99
Edgartown . . . . .	20	5	223	8	—	38	294
Gay Head . . . . .	1	1	27	—	—	15	44
Gosnold . . . . .	—	—	24	—	—	3	27
Oak Bluffs . . . . .	57	24	425	13	1	139	659
Tisbury . . . . .	21	17	401	13	—	40	492
West Tisbury . . . . .	4	5	83	5	—	12	109
Totals . . . . .	105	52	1273	39	1	254	1724

**County of Essex.**

Amesbury . . . . .	110	81	834	55	1	124	1205
Andover . . . . .	785	97	723	116	—	19	1740
BEVERLY . . . . .	648	387	2906	212	—	223	4376
Boxford . . . . .	36	10	126	10	2	8	192
Danvers . . . . .	472	303	1074	62	—	106	2017
Essex . . . . .	66	55	324	13	—	58	516
Georgetown . . . . .	17	59	296	8	—	17	397
GLOUCESTER . . . . .	216	118	1766	238	1	299	2638
Groveland . . . . .	35	86	275	22	—	36	454
Hamilton . . . . .	87	33	395	18	—	21	554
HAVERTHILL . . . . .	766	1225	3327	406	—	523	6247
Ipswich . . . . .	122	220	680	36	—	65	1123
LAWRENCE . . . . .	2453	362	1781	321	—	365	5282
LYNN . . . . .	1154	1433	6962	706	3	333	10591
Lynnfield . . . . .	34	26	481	23	—	9	573
Manchester . . . . .	36	37	514	21	—	13	621
Marblehead . . . . .	172	215	1647	148	—	77	2259
Merrimac . . . . .	46	78	258	30	—	19	431
Methuen . . . . .	1940	379	1264	280	—	240	4103
Middleton . . . . .	92	64	149	9	—	6	320
Nabant . . . . .	14	24	282	12	—	17	349
Newbury . . . . .	43	31	273	11	—	7	365
NEWBURYPORT . . . . .	186	199	1552	98	—	371	2406
North Andover . . . . .	358	94	509	127	5	39	1132
PEABODY . . . . .	182	123	819	64	—	57	1245
Rockport . . . . .	80	36	626	45	1	102	890
Rowley . . . . .	31	28	152	8	—	16	235
SALEM . . . . .	1279	430	3581	255	—	684	6229
Salisbury . . . . .	39	42	225	5	—	19	330
Saugus . . . . .	223	361	1819	135	—	116	2654
Swampscott . . . . .	166	132	2088	151	—	87	2624
Topsfield . . . . .	16	22	218	10	—	2	268
Wenham . . . . .	78	16	347	10	—	19	470
West Newbury . . . . .	9	60	167	8	—	6	250
Totals . . . . .	11991	6866	38440	3673	13	4103	65086

**County of Franklin.**

Ashfield . . . . .	5	15	57	15	—	4	96
Bernardston . . . . .	10	38	52	23	—	5	128
Buckland . . . . .	9	55	133	34	2	14	247
Charlemont . . . . .	5	18	80	13	—	2	118
Colrain . . . . .	5	48	104	20	—	1	178
Conway . . . . .	5	32	60	38	—	4	139
Deerfield . . . . .	39	63	391	145	1	42	681
Erving . . . . .	37	50	150	69	—	93	399
Gill . . . . .	2	21	86	41	—	7	157
Greenfield . . . . .	96	373	1256	686	—	148	2559
Hawley . . . . .	—	1	30	6	—	—	37
Heath . . . . .	1	—	23	7	—	1	32
Leverett . . . . .	1	26	63	8	—	2	100
Leyden . . . . .	4	11	21	8	1	1	46
Monroe . . . . .	3	1	16	2	—	4	26
Montague . . . . .	60	102	479	253	—	150	1044
New Salem . . . . .	4	23	46	11	—	—	84
Northfield . . . . .	14	22	269	60	—	18	383
Orange . . . . .	33	380	336	281	—	34	1064
Rowe . . . . .	2	9	32	5	—	1	49

REPUBLICAN.  
Governor — Continued.  
County of Franklin — Concluded.

Cities and Towns.	Frederick Butler of Andover.	William H. McMas- ters of Cam- bridge.	Leverett Saltonstall of Newton	Richard Whitcomb of Springfield.	All Others.	Blanks.	Total Vote.
Shelburne . . . . .	10	60	183	68	—	9	330
Shutesbury . . . . .	1	4	17	17	—	1	40
Sunderland . . . . .	5	3	87	38	1	4	138
Warwick . . . . .	5	20	43	11	—	1	80
Wendell . . . . .	1	7	21	4	—	6	39
Whately . . . . .	3	6	93	31	—	4	137
Totals . . . . .	360	1388	4128	1894	5	556	8331

County of Hampden.

Agawam . . . . .	8	53	200	118	—	3	382
Blandford . . . . .	2	3	50	11	—	2	68
Brimfield . . . . .	—	9	39	66	—	1	115
Chester . . . . .	12	23	37	37	—	10	119
CHICOPEE . . . . .	263	365	2046	785	3	503	3905
East Longmeadow . . . . .	8	77	199	103	3	4	394
Granville . . . . .	3	28	23	4	—	3	61
Hampden . . . . .	12	20	76	34	—	4	146
Holland . . . . .	—	—	16	3	—	1	20
HOLYOKE . . . . .	90	468	2000	855	1	263	3677
Longmeadow . . . . .	17	42	708	517	—	11	1295
Indlow . . . . .	14	52	280	102	—	16	464
Monson . . . . .	17	24	158	72	—	14	285
Montgomery . . . . .	2	1	7	6	—	—	16
Palmer . . . . .	58	87	393	191	—	97	826
Russell . . . . .	4	9	37	21	—	6	77
Southwick . . . . .	4	23	71	10	—	1	109
SPRINGFIELD . . . . .	362	2135	7403	4068	3	355	11326
Tolland . . . . .	2	—	15	5	—	—	22
Wales . . . . .	2	3	51	11	—	—	68
West Springfield . . . . .	79	190	919	378	—	38	1601
WESTFIELD . . . . .	66	224	815	298	—	32	1435
Wilbraham . . . . .	15	40	167	69	—	7	298
Totals . . . . .	980	3876	15710	7764	10	1372	29712

County of Hampshire.

Amherst . . . . .	25	50	682	329	—	19	1165
Belchertown . . . . .	7	28	143	32	—	2	212
Chesterfield . . . . .	4	3	44	46	—	3	100
Cummington . . . . .	4	3	95	22	—	6	130
Easthampton . . . . .	104	248	706	375	1	198	1632
Goshen . . . . .	10	4	57	14	—	3	88
Granby . . . . .	4	37	102	35	—	4	182
Hadley . . . . .	7	3	85	33	—	2	130
Hatfield . . . . .	4	12	61	21	—	3	101
Huntington . . . . .	4	7	80	21	—	—	112
Middlefield . . . . .	3	3	18	11	—	1	36
NORTHAMPTON . . . . .	125	251	1468	901	—	116	2861
Pelham . . . . .	1	14	37	16	—	1	69
Plainfield . . . . .	1	5	33	16	—	5	60
South Hadley . . . . .	45	119	616	248	—	31	1059
Southampton . . . . .	4	8	66	44	—	5	127
Ware . . . . .	21	17	198	52	—	25	313
Westhampton . . . . .	3	5	40	23	—	—	71
Williamsburg . . . . .	33	58	208	115	—	19	413
Worthington . . . . .	7	5	44	23	—	—	79
Totals . . . . .	416	860	4783	2377	1	443	8880

County of Middlesex.

Acton . . . . .	9	101	500	73	2	9	694
Arlington . . . . .	68	473	4278	214	—	43	5076
Ashby . . . . .	5	13	71	5	—	1	95
Ashland . . . . .	11	169	341	46	—	11	518
Ayer . . . . .	8	98	164	18	—	5	293
Bedford . . . . .	9	55	265	20	—	6	355
Belmont . . . . .	110	311	4926	318	2	236	5903
Billerica . . . . .	37	179	636	57	—	36	945
Boxborough . . . . .	1	7	59	4	—	—	71
Burlington . . . . .	5	19	171	9	—	4	208
CAMBRIDGE . . . . .	135	617	5996	323	—	203	7274
Carlisle . . . . .	7	25	132	7	—	—	171
Chelmsford . . . . .	151	345	1090	93	—	120	1799
Concord . . . . .	21	121	1179	88	—	32	1411
Dracut . . . . .	369	312	895	185	3	274	2638

REPUBLICAN.  
Governor — Continued.  
County of Middlesex. — Concluded.

Cities and Towns.	Frederick Butler of Andover.	William H. McMass- ters of Cambridge.	Leverett Salloustaill of Newton.	Richard Whitcomb of Springfield.	All Others.	Blanks.	Total Vote.
Dunstable . . . . .	1	3	64	2	—	3	73
EVERETT . . . . .	206	758	3277	200	1	176	4618
Framingham . . . . .	53	461	2063	375	—	80	3032
Groton . . . . .	34	197	515	50	—	92	888
Holliston . . . . .	5	114	410	60	—	11	600
Hopkinton . . . . .	15	71	258	23	—	10	377
Hudson . . . . .	4	89	363	126	—	12	594
Lexington . . . . .	39	192	1872	137	—	58	2298
Lincoln . . . . .	5	37	310	38	—	3	393
Littleton . . . . .	3	33	286	56	—	3	381
LOWELL . . . . .	2020	2363	6315	1540	9	933	13180
MALDEN . . . . .	283	852	5212	304	—	380	7031
MARLBOROUGH . . . . .	38	332	846	289	—	49	1554
Maynard . . . . .	29	125	479	142	—	61	836
MEDFORD . . . . .	146	683	5868	249	1	267	7214
MELROSE . . . . .	151	614	5498	326	—	177	6766
Natick . . . . .	10	295	1039	72	—	27	1443
NEWTON . . . . .	73	397	11886	421	—	104	12881
North Reading . . . . .	23	27	269	20	—	8	347
Pepperell . . . . .	12	108	312	31	—	20	483
Reading . . . . .	85	349	2076	102	—	37	2652
Sherborn . . . . .	1	7	187	12	—	1	208
Shirley . . . . .	6	27	102	3	—	1	139
SOMERVILLE . . . . .	265	1081	7007	361	1	173	8888
Stoneham . . . . .	40	120	1173	64	—	22	1419
Stow . . . . .	1	15	174	24	—	—	214
Sudbury . . . . .	3	66	338	31	—	5	443
Tewksbury . . . . .	38	79	375	24	2	23	541
Townsend . . . . .	4	127	230	15	—	4	380
Tyngsborough . . . . .	20	63	139	25	—	10	257
Wakefield . . . . .	37	146	1472	58	2	18	1733
WALTHAM . . . . .	124	852	4022	222	—	135	5355
Watertown . . . . .	80	271	3350	176	—	95	4002
Wayland . . . . .	7	121	324	44	—	15	511
Westford . . . . .	26	100	347	24	—	18	515
Weston . . . . .	9	28	813	38	—	7	895
Wilmington . . . . .	15	64	396	21	—	13	509
Winchester . . . . .	28	96	2323	156	1	18	2622
WOBURN . . . . .	31	205	993	57	13	29	1328
Totals . . . . .	4919	14353	93716	7378	37	4078	124481
County of Nantucket.							
Nantucket . . . . .	24	7	539	17	5	147	739
County of Norfolk.							
Avon . . . . .	7	39	201	12	—	5	264
Bellingham . . . . .	3	28	119	4	—	4	158
Braintree . . . . .	116	375	3044	324	—	228	4087
Brookline . . . . .	37	204	6706	226	—	82	7255
Canton . . . . .	11	40	589	30	—	4	674
Cohasset . . . . .	7	57	450	28	—	13	555
Dedham . . . . .	38	216	2044	167	—	90	2555
Dover . . . . .	1	20	332	6	—	2	361
Foxborough . . . . .	14	163	409	38	3	12	639
Franklin . . . . .	30	115	586	38	—	49	818
Holbrook . . . . .	23	97	550	51	—	40	761
Medfield . . . . .	6	71	344	44	1	19	485
Medway . . . . .	33	133	436	43	—	91	736
Millis . . . . .	9	90	302	22	—	26	449
Milton . . . . .	31	201	3446	229	—	76	3983
Needham . . . . .	57	232	2733	155	—	83	3260
Norfolk . . . . .	7	88	238	17	—	10	360
Norwood . . . . .	59	131	1171	114	—	54	1529
Plainville . . . . .	21	86	315	27	—	45	494
QUINCY . . . . .	304	1173	8844	953	—	678	11952
Randolph . . . . .	8	90	524	17	—	17	656
Sharon . . . . .	6	54	495	32	—	7	594
Stoughton . . . . .	14	94	534	47	—	7	696
Walpole . . . . .	31	75	568	64	—	22	760
Wellesley . . . . .	19	116	2705	185	—	41	3066
Westwood . . . . .	13	63	690	62	1	20	759
Weymouth . . . . .	103	493	2002	179	—	98	2875
Wrentham . . . . .	4	166	269	13	—	5	457
Totals . . . . .	1012	4710	40556	3127	5	1828	51238

**REPUBLICAN.**  
*Governor* — Continued.  
**County of Plymouth.**

Cities and Towns.	Frederick Butler of Andover.	William H. McMass- ters of Cam- bridge.	Leveeett Saltonstall of Newton.	Richard Whitcomb of Springfield.	All Others	Blanks.	Total Vote.
Abington . . . . .	11	123	606	32		30	802
Bridgewater . . . . .	7	49	393	49		6	505
<b>BROCKTON</b> . . . . .	267	1582	6085	500		336	8770
Carver . . . . .	3	6	91	2			102
Duxbury . . . . .	1	12	292	20		3	328
East Bridgewater . . . . .	8	78	249	14		3	352
Halifax . . . . .	3	26	129	1		7	166
Hanover . . . . .	15	38	373	25		16	467
Hanson . . . . .	2	43	224	35		5	310
Hingham . . . . .	7	47	816	35		5	910
Hull . . . . .	10	17	301	9		28	359
Kingston . . . . .	12	17	233	11		10	283
Lakeville . . . . .	4	22	173	3		3	205
Narion . . . . .	4	9	226	2		4	245
Marshfield . . . . .	14	34	487	55		38	628
Mattapoisett . . . . .	5	6	135	3		3	152
Middleborough . . . . .	23	121	674	37		17	872
Norwell . . . . .	4	41	315	34		4	398
Pembroke . . . . .	11	46	299	23		19	398
Plymouth . . . . .	127	183	1345	71	1	312	2039
Plympton . . . . .	1	5	72	7		2	87
Rochester . . . . .	2	1	78	3			84
Rockland . . . . .	46	120	659	58	3	126	1012
Scituate . . . . .	6	92	615	130		26	869
Wareham . . . . .	37	83	622	45		81	868
West Bridgewater . . . . .	8	87	265	31		10	401
Whitman . . . . .	23	216	621	36		21	917
Totals . . . . .	662	3098	16378	1271	5	1115	22529

**County of Suffolk.**

<b>BOSTON</b> . . . . .	769	2352	31260	1697	28	1532	37638
<b>CHELSEA</b> . . . . .	111	165	1122	87		183	1668
<b>REVERE</b> . . . . .	263	492	3763	341		993	5852
Winthrop . . . . .	52	246	2532	142		114	3086
Totals . . . . .	1195	3255	38677	2267	28	2822	48244

**County of Worcester.**

Ashburnham . . . . .	3	20	85	8		3	119
Athol . . . . .	39	353	997	268		51	1408
Auburn . . . . .	18	52	380	83		11	544
Barre . . . . .	7	11	239	22		16	295
Berlin . . . . .	3	11	138	29		2	183
Blackstone . . . . .		10	70	2		3	85
Bolton . . . . .		25	96	24		3	148
Boylston . . . . .	1	27	91	40		5	164
Brookfield . . . . .	1	18	91	16		3	132
Charlton . . . . .	5	19	65	26		1	116
Clinton . . . . .	20	89	911	224		60	1304
Douglas . . . . .	6	9	84	22		4	125
Dudley . . . . .	12	12	148	12		17	201
East Brookfield . . . . .	4	7	41	12		3	67
<b>FITCHBURG</b> . . . . .	97	412	1639	400		84	2632
<b>GARDNER</b> . . . . .	73	134	885	130	1	93	1316
Grafton . . . . .	24	80	425	128	2	57	716
Hardwick . . . . .	1	2	81	4		5	93
Harvard . . . . .	1	7	113	13		2	136
Holden . . . . .	14	64	431	122		8	639
Hopedale . . . . .	6	80	348	30		3	467
Hubbardston . . . . .	1	17	61	10		3	92
Lancaster . . . . .	11	69	350	32		11	473
Leicester . . . . .	9	14	169	39		7	238
<b>LEOMINSTER</b> . . . . .	81	367	1171	273		87	1979
Lunenburg . . . . .	8	26	158	25		3	220
Mendon . . . . .	1	45	95	9		2	152
Millford . . . . .	75	369	1102	123		346	2015
Millbury . . . . .	10	26	210	79		19	344
Millville . . . . .	2		19	2		1	24
New Braintree . . . . .	1		17	1			19
North Brookfield . . . . .	9	19	162	44		3	237
Northborough . . . . .	1	37	229	93		3	363
Northbridge . . . . .	10	40	304	55		9	418
Oakham . . . . .	8	7	48	10		4	77
Oxford . . . . .	18	91	164	54		11	338
Paxton . . . . .	1	1	129	19		5	155

REPUBLICAN.  
Governor — Continued.  
County of Worcester — Concluded.

Cities and Towns.	Frederick Butler of Andover.	William H. McMas- ters of Cam- bridge.	Leverett Saltonstall of Newton.	Richard Whitcomb of Springfield.	All Others.	Blanks.	Total Vote.
Petersham . . . . .	1	6	93	17	1	1	117
Phillipston . . . . .	12	24	18	6	2	2	52
Princeton . . . . .	1	4	82	16	3	3	106
Royalston . . . . .	3	4	48	7	1	1	62
Rutland . . . . .	15	15	177	78	16	16	301
Shrewsbury . . . . .	13	84	509	545	27	27	1178
Southborough . . . . .	4	65	184	28	2	2	283
Southbridge . . . . .	24	26	375	93	35	35	553
Spencer . . . . .	13	23	227	48	18	18	329
Sterling . . . . .	6	51	247	22	4	4	330
Sturbridge . . . . .	1	13	76	20	2	2	112
Sutton . . . . .	11	22	74	32	2	2	141
Templeton . . . . .	11	22	207	14	5	5	259
Upton . . . . .	14	162	241	42	27	27	486
Uxbridge . . . . .	9	34	194	46	3	3	286
Warren . . . . .	3	5	47	51	3	3	109
Webster . . . . .	92	104	568	199	113	113	1076
West Boylston . . . . .	15	75	331	109	20	20	550
West Brookfield . . . . .	1	5	34	17	1	1	56
Westborough . . . . .	19	131	595	257	57	57	1059
Westminster . . . . .	7	10	117	13	4	4	151
Winchendon . . . . .	13	64	214	15	6	6	312
WORCESTER . . . . .	1327	2308	13290	5660	1167	1167	23752
Totals . . . . .	2187	5827	29394	9818	3	2465	49694

Aggregate of Votes.

Counties.	Frederick Butler of Andover.	William H. McMas- ters of Cam- bridge.	Leverett Saltonstall of Newton.	Richard Whitcomb of Springfield.	All Others.	Blanks.	Total Vote.
BARNSTABLE . . . . .	339	247	4017	372	3	340	5316
BERKSHIRE . . . . .	468	486	6316	1963	3	563	9799
BRISTOL . . . . .	3081	3108	29076	3179	5	4907	43356
DUKES COUNTY . . . . .	105	52	1273	39	1	254	1724
ESSEX . . . . .	11991	6866	38440	3673	13	4103	65086
FRANKLIN . . . . .	360	1388	4128	1894	5	556	8331
HAMPDEN . . . . .	980	3876	15710	7764	10	1372	29712
HAMPSHIRE . . . . .	416	860	4783	2377	1	443	8880
MIDDLESEX . . . . .	4919	14353	93716	7378	37	4078	124481
NANTUCKET . . . . .	24	7	539	17	5	147	739
NORFOLK . . . . .	1012	4710	40556	3127	5	1828	51238
PLYMOUTH . . . . .	662	3098	16378	1271	5	1115	22529
SUFFOLK . . . . .	1195	3255	38677	2267	28	2822	48244
WORCESTER . . . . .	2187	5827	29394	9818	3	2465	49694
Totals . . . . .	27739	48133	323003	45139	122	24993	469129

Lieutenant Governor.

County of Barnstable.

Cities and Towns.	Dewey G. Archam- bault of Lowell.	Horace T. Cahill of Braintree.	J. J. Watson Flett of Belmont.	Charles P. Howard of Reading.	Kenneth D. John- son of Milton.	Robert Gardiner Wilson, Jr., of Boston.	All Others.	Blanks.	Total Vote.
Barnstable . . . . .	48	251	64	126	116	62	1	102	769
Bourne . . . . .	19	78	49	64	22	21	1	41	294
Brewster . . . . .	6	44	5	92	72	4	1	21	244
Chatham . . . . .	56	96	39	84	105	62	1	121	563
Dennis . . . . .	41	123	38	120	111	46	1	148	627
Eastham . . . . .	3	41	4	48	15	1	1	23	135
Falmouth . . . . .	52	110	32	89	74	41	1	63	461

## REPUBLICAN.

## Lieutenant Governor — Continued.

## County of Barnstable — Concluded.

Cities and Towns.	Dewey G. Archambault of Lowell.	Horace T. Cahill of Braintree.	J. Watson Flett of Belmont.	Charles P. Howard of Reading.	Kenneth D. Johnson of Milton.	Robert Gardiner Wilson, Jr., of Boston.	All Others.	Blanks.	Total Vote.
Harwich . . . . .	49	122	35	111	259	73	-	126	775
Mashpee . . . . .	8	4	16	-	-	-	-	-	28
Orleans . . . . .	18	74	10	38	75	30	-	34	279
Provincetown . . . . .	21	72	70	49	72	27	-	65	376
Sandwich . . . . .	6	34	3	26	12	10	-	12	103
Truro . . . . .	15	40	9	30	8	8	-	24	134
Wellfleet . . . . .	6	35	8	25	18	6	-	21	119
Yarmouth . . . . .	33	107	22	69	75	35	-	68	409
Totals . . . . .	381	1231	404	971	1034	426	-	869	5316

## County of Berkshire.

Adams . . . . .	255	145	87	84	90	52	-	177	890
Alford . . . . .	-	12	1	2	2	-	-	3	20
Becket . . . . .	2	1	2	15	4	2	-	4	30
Cheshire . . . . .	10	15	11	13	11	7	-	15	82
Clarksburg . . . . .	19	18	41	25	19	5	-	41	168
Dalton . . . . .	13	199	6	17	8	8	-	8	259
Egremont . . . . .	2	24	1	8	6	4	-	8	53
Florida . . . . .	3	16	1	15	2	2	-	4	43
Great Barrington . . . . .	27	175	39	50	88	37	-	40	456
Hancock . . . . .	7	35	1	9	7	1	-	7	67
Hinsdale . . . . .	8	12	6	20	12	10	-	6	74
Lanesborough . . . . .	52	79	13	49	27	42	-	92	354
Lee . . . . .	16	43	5	23	18	19	-	31	155
Lenox . . . . .	8	46	5	43	11	24	-	20	157
Monterey . . . . .	1	3	3	5	26	1	-	2	41
Mount Washington . . . . .	-	2	-	7	2	1	-	-	12
New Ashford . . . . .	3	3	1	8	5	-	-	9	29
New Marlborough . . . . .	3	24	2	9	12	6	-	14	70
NORTH ADAMS . . . . .	154	247	556	229	76	62	-	174	1498
Otis . . . . .	1	15	1	11	1	3	-	3	35
Peru . . . . .	1	5	2	6	2	1	-	1	18
PUTTSFIELD . . . . .	810	702	160	1021	429	575	-	601	4298
Richmond . . . . .	9	18	2	23	9	12	-	11	84
Sandisfield . . . . .	2	2	-	18	5	4	-	-	31
Savoy . . . . .	2	11	1	10	2	3	3	-	32
Sheffield . . . . .	3	59	23	20	10	2	-	3	120
Stockbridge . . . . .	11	47	28	30	13	22	-	31	182
Tyringham . . . . .	-	8	2	14	2	-	-	5	31
Washington . . . . .	2	7	-	9	-	-	-	4	22
West Stockbridge . . . . .	4	15	6	22	13	9	-	5	74
Williamstown . . . . .	19	59	165	38	26	25	-	59	391
Windsor . . . . .	1	8	1	4	2	4	-	3	23
Totals . . . . .	1448	2055	1172	1857	940	943	3	1381	9799

## County of Bristol.

Acushnet . . . . .	86	36	17	68	64	24	-	58	353
ATTLEBORO . . . . .	731	686	92	289	755	215	-	420	3188
Berkley . . . . .	7	20	3	23	24	14	-	16	107
Dartmouth . . . . .	186	270	70	226	183	154	-	166	1255
Dighton . . . . .	53	103	24	84	172	69	-	97	602
Easton . . . . .	18	192	44	129	346	30	-	40	799
Fairhaven . . . . .	311	337	93	429	282	230	-	381	2063
FALL RIVER . . . . .	2478	1648	394	1558	829	952	-	1769	9628
Freetown . . . . .	65	113	15	65	32	32	-	88	410
Mansfield . . . . .	100	253	56	178	331	73	-	300	1291
NEW BEDFORD . . . . .	3105	2994	484	1815	2071	1382	-	2143	13994
North Attleborough . . . . .	306	335	70	167	441	116	-	463	1898
Norton . . . . .	38	61	10	47	69	18	-	36	279
Raynham . . . . .	23	83	8	50	104	28	-	98	394
Rehoboth . . . . .	59	148	16	62	78	37	-	37	437
Seekonk . . . . .	92	117	44	142	98	71	-	94	658
Somerset . . . . .	69	117	23	112	80	86	-	65	552
Swansea . . . . .	135	196	33	129	110	121	-	162	886
TAUNTON . . . . .	397	667	82	528	686	437	-	696	3493
Westport . . . . .	234	127	47	180	73	110	1	297	1069
Totals . . . . .	8493	8503	1625	6281	6828	4199	1	7426	43356



REPUBLICAN.

Lieutenant Governor — Continued.

County of Dukes County.

Cities and Towns.	Dewey G. Archambault of Lowell.	Horace T. Cahill of Braintree.	J. Watson Flett of Belmont.	Charles P. Howard of Reading.	Kenneth D. Johnson of Milton.	Robert Gardiner Wilson, Jr., of Boston.	All Others.	Blanks.	Total Vote.
Chilmark . . . . .	8	22	3	20	7	13	—	26	99
Edgartown . . . . .	39	90	8	23	21	32	—	81	294
Gay Head . . . . .	3	14	—	2	1	2	—	22	44
Gosnold . . . . .	1	13	—	4	2	2	—	5	27
Oak Bluffs . . . . .	67	154	31	68	40	57	—	242	659
Tisbury . . . . .	39	112	14	48	110	52	—	117	492
West Tisbury . . . . .	6	35	4	16	3	12	—	33	109
Totals . . . . .	163	440	60	181	184	170	—	526	1724

County of Essex.

Amesbury . . . . .	196	282	70	201	126	97	—	233	1205
Andover . . . . .	282	420	59	504	216	95	—	164	1740
BEVERLY . . . . .	241	1193	136	797	813	533	—	663	4376
Boxford . . . . .	20	40	14	78	11	7	—	22	192
Danvers . . . . .	146	765	54	444	215	124	—	269	2017
Essex . . . . .	26	220	13	48	35	35	—	139	516
Georgetown . . . . .	39	103	33	67	38	32	—	85	397
GLOUCESTER . . . . .	131	715	112	335	419	355	—	571	2638
Groveland . . . . .	45	152	6	101	28	38	—	84	454
Hamilton . . . . .	28	187	67	85	65	47	—	75	554
HAVERRHILL . . . . .	1207	921	168	1350	1056	567	—	978	6247
Ipswich . . . . .	68	619	33	129	96	43	—	135	1123
LAWRENCE . . . . .	1543	968	437	727	533	387	—	687	5282
LYNN . . . . .	674	2805	574	3030	1606	1106	—	796	10591
Lynnfield . . . . .	21	159	31	227	72	22	—	41	573
Manchester . . . . .	26	298	48	67	50	73	—	59	621
Marblehead . . . . .	91	483	101	826	358	157	—	243	2259
Merrimac . . . . .	51	76	8	154	49	24	—	69	431
Methuen . . . . .	1221	770	144	626	424	284	—	634	4103
Middleton . . . . .	35	83	9	109	28	15	—	41	320
Nahant . . . . .	5	109	53	61	57	30	—	34	349
Newbury . . . . .	20	139	11	50	98	26	—	21	365
NEWBURYPORT . . . . .	175	793	58	371	187	161	—	661	2406
North Andover . . . . .	230	206	37	250	146	114	5	144	1132
PEABODY . . . . .	106	373	47	326	151	91	—	151	1245
Rockport . . . . .	22	189	151	125	128	75	—	200	890
Rowley . . . . .	20	95	16	33	23	11	—	37	235
SALEM . . . . .	1562	1321	405	861	685	362	—	1033	6229
Salisbury . . . . .	40	106	27	56	19	14	—	68	330
Saugus . . . . .	103	668	512	604	283	214	—	270	2654
Swampscott . . . . .	90	674	285	813	321	228	—	213	2624
Topsfield . . . . .	11	53	41	90	25	21	—	27	268
Wenham . . . . .	21	175	51	63	43	44	—	73	470
West Newbury . . . . .	15	85	7	56	31	14	—	42	250
Totals . . . . .	8511	16245	3818	13664	8435	5446	5	8962	65086

County of Franklin.

Ashfield . . . . .	3	12	17	18	24	6	—	16	96
Bernardston . . . . .	6	24	28	16	33	6	—	15	128
Buckland . . . . .	12	34	9	25	89	22	—	56	247
Charlmont . . . . .	11	19	21	33	16	5	—	13	118
Colrain . . . . .	10	28	21	27	66	13	—	13	178
Conway . . . . .	6	20	2	26	55	11	—	19	139
Deerfield . . . . .	47	93	18	94	275	41	—	113	681
Erving . . . . .	31	53	12	46	76	35	—	146	399
Gill . . . . .	10	20	8	21	70	8	—	20	157
Greenfield . . . . .	187	343	77	340	1053	222	—	327	2559
Hawley . . . . .	2	12	2	17	2	—	—	2	37
Heath . . . . .	5	6	2	12	3	—	—	4	32
Leverett . . . . .	5	16	1	33	24	6	—	15	100
Leyden . . . . .	1	5	5	18	7	3	—	7	46
Monroe . . . . .	2	3	1	9	1	2	—	8	26
Montague . . . . .	139	147	27	92	301	85	—	253	1044
New Salem . . . . .	8	12	11	15	28	3	—	7	84
Northfield . . . . .	22	46	48	50	134	24	—	59	383
Orange . . . . .	47	108	41	87	613	56	—	112	1064
Rowe . . . . .	—	5	—	16	18	3	—	7	49
Shelburne . . . . .	18	61	8	64	113	30	—	36	330
Shutesbury . . . . .	—	—	1	26	11	—	—	2	40
Sunderland . . . . .	3	10	12	47	48	2	—	16	138
Warwick . . . . .	3	8	4	14	44	4	—	3	80
Wendell . . . . .	3	5	6	3	14	—	—	8	39
Whately . . . . .	11	11	7	26	54	8	—	20	137
Totals . . . . .	592	1101	389	1175	3172	595	—	1307	8331

## REPUBLICAN.

## Lieutenant Governor — Continued.

## County of Hampden.

Cities and Towns.	Dewey G. Archambault of Lowell.	Honore T. Cahill of Braintree.	J. Watson Flett of Belmont.	Charles P. Howard of Reading.	Kenneth D. Johnson of Milton.	Robert Gardiner Wilson, Jr., of Boston.	All Others.	Blanks.	Total Vote.
Agawam . . . . .	30	101	13	67	126	23		22	382
Blandford . . . . .		13	4	38		1		8	68
Brimfield . . . . .		19	2	25	47	10		10	115
Chester . . . . .	13	27	3	15	19	4		33	119
CHICOPEE . . . . .	1459	523	103	297	630	241	4	648	3905
East Longmeadow . . . . .	16	53	7	58	217	23		20	394
Granville . . . . .	5	10	9	18	7	3		9	61
Hampden . . . . .	12	34	8	31	38	12		11	146
Holland . . . . .		2	1	6	4	4		3	20
HOLYOKE . . . . .	789	562	87	507	989	223		520	3677
Longmeadow . . . . .	92	187	112	278	465	94		67	1295
Ludlow . . . . .	53	135	49	54	107	18		48	464
Monson . . . . .	19	46	30	72	62	28		28	285
Montgomery . . . . .		2		4		1		2	16
Palmer . . . . .	124	108	22	108	227	56		181	826
Russell . . . . .	4	15	7	23	19	2		7	77
Southwick . . . . .	7	38	4	21	24	3		12	109
SPRINGFIELD . . . . .	1587	2762	1116	2498	4483	901		979	14326
Tolland . . . . .	2	2	1	11	4	1		1	22
Wales . . . . .	3	20	2	21	12	5		5	68
West Springfield . . . . .	103	593	195	169	378	91		75	1604
WESTFIELD . . . . .	61	132	130	325	631	81		75	1435
Wilbraham . . . . .	12	67	5	60	96	29		29	298
Totals . . . . .	4395	5451	1915	4706	8594	1854	4	2793	29712

## County of Hampshire.

Amherst . . . . .	48	217	67	410	211	76		76	1105
Belchertown . . . . .	18	46	11	60	51	10		16	212
Chesterfield . . . . .	5	14	19	20	28	4		10	100
Cummington . . . . .	3	40	9	36	22	3		17	130
Easthampton . . . . .	310	277	102	200	257	124	1	361	1632
Goshen . . . . .	10	21	1	29	4	5		18	88
Granby . . . . .	16	42	14	37	50	8		15	182
Hadley . . . . .	3	34	17	33	33	2		8	130
Hatfield . . . . .	3	11	3	16	56	4		8	101
Huntington . . . . .	5	27	10	29	24	7		10	112
Middlefield . . . . .		9	7	11	3	2		4	36
NORTHAMPTON . . . . .	326	451	160	691	684	192		357	2861
Pelham . . . . .		16	23	14	10	3		3	69
Plainfield . . . . .	6	8	8	14	10	5		9	60
South Hadley . . . . .	136	234	93	151	279	82		83	1059
Southampton . . . . .	7	20	22	30	31	6		11	127
Ware . . . . .	48	36	27	60	61	33		48	313
Westhampton . . . . .	3	17	1	32	10	2		6	71
Williamsburg . . . . .	21	73	68	78	77	39		37	413
Worthington . . . . .	4	18	3	24	21	4		5	79
Totals . . . . .	972	1611	665	1975	1922	611	2	1122	8880

## County of Middlesex.

Acton . . . . .	70	174	86	140	104	62		58	694
Arlington . . . . .	183	1196	1357	894	1003	276		167	5076
Ashby . . . . .	8	25	14	22	12	4		10	95
Ashland . . . . .	19	135	32	106	123	39		64	518
Ayer . . . . .	49	46	17	90	38	8		45	293
Bedford . . . . .	25	69	63	114	40	15		29	355
Belmont . . . . .	35	466	4459	403	297	180	1	62	5903
Billerica . . . . .	370	137	56	218	73	32		59	945
Boxborough . . . . .	4	19	4	30	7	3		4	71
Burlington . . . . .	14	71	7	62	35	7		12	208
CAMBRIDGE . . . . .	373	1520	1446	1729	1150	534		522	7274
Carlisle . . . . .	54	22	15	39	13	20		8	171
Chelmsford . . . . .	960	205	133	274	93	37		97	1799
Concord . . . . .	36	442	44	388	156	306		69	1441
Dracut . . . . .	1447	112	31	194	48	47	3	156	2038
Dunstable . . . . .	30	11	1	18	5	4		4	73
EVERETT . . . . .	226	1400	523	804	868	389	1	407	4618
Framingham . . . . .	166	752	171	710	708	217		308	3032
Groton . . . . .	208	143	34	190	60	40		213	888
Holliston . . . . .	18	139	29	141	169	41		63	600
Hopkinton . . . . .	25	100	17	75	79	30		51	377
Hudson . . . . .	26	95	65	249	84	31		44	594
Lexington . . . . .	136	450	640	472	322	130		148	2298
Lincoln . . . . .	19	125	64	106	36	22		21	393
Littleton . . . . .	93	85	25	84	62	14		18	381

**REPUBLICAN.**  
*Lieutenant Governor — Continued.*  
**County of Middlesex — Concluded.**

Cities and Towns.	Dewey G. Archambault of Lowell.	Horace T. Cahill of Braintree.	J. Watson Flett of Belmont.	Charles P. Howard of Reading.	Kenneth D. Johnson of Milton.	Robert Gardiner Wilson, Jr., of Boston.	All Others.	Blanks.	Total Vote.
LOWELL . . . . .	10034	736	114	1142	513	203	-	431	13180
MALDEN . . . . .	254	2100	387	1811	1098	497	-	884	7031
MARLBOROUGH . . . . .	384	291	183	204	249	141	-	102	1554
Maynard . . . . .	75	240	44	72	116	170	-	119	836
MEDFORD . . . . .	357	1737	1220	1437	1170	552	1	740	7214
MELROSE . . . . .	251	1718	1093	1913	957	337	-	497	6766
Natick . . . . .	59	546	75	236	300	101	-	126	1443
NEWTON . . . . .	374	4622	1299	2947	1957	926	-	756	12881
North Reading . . . . .	12	23	9	277	7	2	-	17	347
Pepperell . . . . .	85	94	23	101	79	38	-	63	483
Reading . . . . .	15	81	26	2402	107	9	-	12	2652
Sherborn . . . . .	6	89	11	51	25	9	-	17	208
Shirley . . . . .	16	15	7	45	42	7	-	7	139
SOMERVILLE . . . . .	378	2956	1488	1483	1314	684	-	585	8888
Stoneham . . . . .	38	265	107	724	151	58	-	76	1419
Stow . . . . .	15	36	30	47	64	13	-	9	214
Sudbury . . . . .	4	221	37	44	87	32	-	18	443
Tewksbury . . . . .	225	74	8	168	28	5	-	33	541
Townsend . . . . .	29	85	20	116	57	30	-	43	380
Tyngsborough . . . . .	140	28	2	38	28	5	-	16	257
Wakefield . . . . .	26	262	332	911	111	36	1	54	1733
WALTHAM . . . . .	215	2163	914	722	764	209	-	368	5355
Watertown . . . . .	112	702	1378	889	544	190	-	187	4002
Wayland . . . . .	32	171	32	121	77	26	-	52	511
Westford . . . . .	263	45	18	100	57	8	-	24	515
Weston . . . . .	8	185	54	444	135	51	-	18	895
Wilmington . . . . .	64	69	24	251	47	11	-	43	509
Winchester . . . . .	103	652	408	838	363	154	1	103	2622
WOBURN . . . . .	75	290	82	529	235	49	9	59	1328
Totals . . . . .	18243	28435	18758	27615	16267	7041	24	8098	124481

**County of Nantucket.**

Nantucket . . . . .	37	275	22	48	31	42	-	284	739
---------------------	----	-----	----	----	----	----	---	-----	-----

**County of Norfolk.**

Avon . . . . .	13	71	9	47	103	9	-	12	264
Bellingham . . . . .	13	61	1	9	57	4	-	13	158
Braintree . . . . .	36	3012	29	107	720	58	-	125	4087
Brookline . . . . .	181	2356	428	2431	942	601	-	316	7255
Canton . . . . .	22	196	20	154	216	34	-	32	674
Cohasset . . . . .	31	202	15	117	112	41	-	37	555
Dedham . . . . .	67	690	83	356	904	218	-	237	2555
Dover . . . . .	2	212	4	78	47	8	-	10	361
Foxborough . . . . .	34	149	32	181	149	39	-	55	639
Franklin . . . . .	36	199	44	75	317	45	-	102	818
Holbrook . . . . .	18	378	20	77	147	32	-	89	761
Medfield . . . . .	12	212	15	63	123	19	-	41	485
Medway . . . . .	32	308	20	65	168	25	-	118	736
Millis . . . . .	9	322	8	17	53	9	-	31	449
Milton . . . . .	21	666	54	313	2666	222	-	41	3983
Needham . . . . .	100	1076	242	574	708	250	-	310	3260
Norfolk . . . . .	6	132	13	50	86	19	-	54	360
Norwood . . . . .	55	352	64	334	456	144	-	124	1529
Plainville . . . . .	39	156	11	63	71	33	-	121	494
QUINCY . . . . .	202	2259	204	552	7540	466	-	729	11952
Randolph . . . . .	17	221	11	41	306	34	-	26	656
Sharon . . . . .	13	166	21	177	140	39	-	38	594
Stoughton . . . . .	26	273	22	104	194	39	-	38	696
Walpole . . . . .	32	209	30	207	176	45	-	61	760
Wellesley . . . . .	87	945	186	676	860	170	-	142	3066
Westwood . . . . .	21	275	27	91	220	80	-	45	759
Weymouth . . . . .	61	987	74	187	1311	94	-	161	2875
Wrentham . . . . .	12	158	13	31	185	19	-	39	457
Totals . . . . .	1198	16243	1700	7177	18977	2796	-	3147	51238

**County of Plymouth.**

Abington . . . . .	13	403	17	102	145	38	-	84	802
Bridgewater . . . . .	17	186	14	124	113	28	-	23	505
BROCKTON . . . . .	557	1595	220	1892	3312	382	-	812	8770
Carver . . . . .	4	45	3	19	22	3	-	6	102
Duxbury . . . . .	11	85	8	103	77	17	-	27	328
East Bridgewater . . . . .	6	97	29	105	62	22	-	31	352
Halifax . . . . .	5	45	12	23	48	20	-	13	166

## REPUBLICAN.

## Lieutenant Governor — Continued.

## County of Plymouth — Concluded.

Cities and Towns.	Dewey G. Archambault of Lowell.	Horace T. Cahill of Braintree.	J. Watson Flett of Belmont.	Charles P. Howard of Reading.	Kenneth D. Johnson of Milton.	Robert Gardiner Wilson, Jr., of Boston.	All Others.	Blanks.	Total Vote.
Hanover . . . . .	15	181	14	43	96	63		55	467
Hanson . . . . .	7	83	12	72	96	13		27	310
Hingham . . . . .	29	347	17	194	234	64		25	910
Hull . . . . .	13	173	13	29	58	25		48	359
Kingston . . . . .	14	59	7	67	87	9		40	283
Lakeville . . . . .	20	112	3	23	21	9		17	205
Marion . . . . .	20	34	9	59	83	21		19	245
Marshfield . . . . .	27	176	25	118	136	49		97	628
Mattapoisett . . . . .	12	22	5	43	49	12		9	152
Middleborough . . . . .	49	442	25	123	116	48		69	872
Norwell . . . . .	6	192	13	36	92	38		21	398
Pembroke . . . . .	19	84	13	73	134	28		47	398
Plymouth . . . . .	114	451	83	251	369	122	1	648	2039
Plympton . . . . .	2	25	5	17	19	12		7	87
Rochester . . . . .	9	25	6	18	11	8		7	84
Rockland . . . . .	44	318	28	131	186	47	3	255	1012
Scituate . . . . .	35	271	33	161	144	94		131	869
Wareham . . . . .	78	215	44	110	135	68		218	868
West Bridgewater . . . . .	9	89	24	108	126	17		28	401
Whitman . . . . .	27	331	17	157	223	60		102	917
Totals . . . . .	1162	6086	699	4201	6194	1317	4	2866	22529

## County of Suffolk.

BOSTON . . . . .	1321	10328	1586	5158	6657	8928	6	3654	37638
CHELSEA . . . . .	120	479	129	221	209	173		337	1668
REVERE . . . . .	370	1766	271	610	586	655		1594	5852
Winthrop . . . . .	145	913	230	634	415	381		368	3086
Totals . . . . .	1956	13486	2216	6623	7867	10137	6	5953	48244

## County of Worcester.

Ashburnham . . . . .	9	8	36	25	15	3		23	119
Athol . . . . .	178	239	235	238	225	97		196	1408
Auburn . . . . .	25	135	37	86	174	41		46	544
Barre . . . . .	18	72	49	67	41	13		35	295
Berlin . . . . .	9	90	13	27	26	9		9	183
Blackstone . . . . .	6	56	1	4	7	2		9	85
Bolton . . . . .	9	53	16	24	28	8		10	148
Boylston . . . . .	5	36	3	35	60	8		17	164
Brookfield . . . . .	4	47	26	17	23	5		10	132
Charlton . . . . .	6	29	19	15	27	10		10	116
Clinton . . . . .	62	435	79	164	251	109		204	1304
Douglas . . . . .	10	29	2	33	35	7		9	125
Dudley . . . . .	43	55	3	17	34	18		31	201
East Brookfield . . . . .	9	13	1	19	13	3		9	67
FITCHBURG . . . . .	304	398	355	726	432	198		219	2632
GARDNER . . . . .	195	259	113	185	343	67		154	1316
Grafton . . . . .	68	165	22	130	176	48		107	716
Hardwick . . . . .	3	25	11	16	25	4		9	93
Harvard . . . . .	15	53	22	18	22	3		3	136
Holden . . . . .	29	170	15	89	261	35		40	639
Hopedale . . . . .	7	136	18	45	244	9		8	467
Hubbardston . . . . .		22	7	35	20	2		6	92
Lancaster . . . . .	23	146	27	96	91	29		61	473
Leicester . . . . .	8	47	32	55	56	16		24	238
LEOMINSTER . . . . .	250	592	316	248	237	113		223	1979
Lunenburg . . . . .	12	25	35	93	34	10		11	220
Mendon . . . . .	6	28	51	9	50	1		7	152
Milford . . . . .	95	394	60	140	652	79		595	2015
Millbury . . . . .	55	84	11	52	82	28		32	344
Millville . . . . .	3	8	1	1	3	7		1	24
New Braintree . . . . .		8	1	9				1	19
North Brookfield . . . . .	12	65	5	82	41	14		18	237
Northborough . . . . .	16	185	11	43	67	20		21	363
Northbridge . . . . .	20	190	38	44	78	22		26	418
Oakham . . . . .	4	25	1	23	9	3		12	77
Oxford . . . . .	34	79	20	49	76	19		61	338
Paxton . . . . .	9	47	4	42	30	12		11	155
Petersham . . . . .	11	21	11	28	15	16		15	117
Phillipston . . . . .	3	7	5	12	13	4		2	52
Princeton . . . . .	4	26	18	36	15	5		8	106
Royalston . . . . .	2	23	12	11	8	1		5	61
Rutland . . . . .	26	64	38	41	62	22		48	302
Shrewsbury . . . . .	68	244	135	185	319	95		132	1178
Southborough . . . . .	8	71	25	73	79	13		14	283

REPUBLICAN.  
Lieutenant Governor — Continued.

County of Worcester — Concluded.

Cities and Towns.	Dewey G. Archambault of Lowell.	Horace T. Cahill of Braintree.	J. Watson Flett of Belmont.	Charles P. Howard of Reading.	Kenneth D. Johnson of Milton.	Robert Gardiner Wilson, Jr., of Boston.	All Others.	Blanks.	Total Vote.
Southbridge	96	79	47	104	111	41		75	553
Spencer	93	40	9	58	55	29		45	329
Sterling	14	91	18	104	64	17		22	330
Sturbridge	8	17	4	40	21	9		13	112
Sutton	15	21	25	37	35	3		5	141
Templeton	32	65	16	58	43	24		21	259
Upton	25	83	17	58	158	43		102	486
Uxbridge	22	85	11	51	72	20		25	286
Warren	10	17	4	15	46	6		11	109
Webster	380	131	91	91	140	69		174	1076
West Boylston	22	101	113	83	129	38		64	550
West Brookfield	3	8		19	16	3		7	56
Westborough	54	282	46	207	231	76		163	1059
Westminster	6	44	13	33	34	8		13	151
Winchendon	43	60	12	80	47	20		41	312
WORCESTER	2301	4941	1520	3578	7392	1709	1	2310	23752
Totals	4807	10978	3886	8003	13093	3343	1	5583	49694

Aggregate of Votes.

Counties.	Dewey G. Archambault of Lowell.	Horace T. Cahill of Braintree.	J. Watson Flett of Belmont.	Charles P. Howard of Reading.	Kenneth D. Johnson of Milton.	Robert Gardiner Wilson, Jr., of Boston.	All Others.	Blanks.	Total Vote.
BARNSTABLE	381	1231	404	971	1034	426		869	5316
BERKSHIRE	1448	2055	1172	1857	940	943	3	1381	9799
BRISTOL	8493	8503	1625	6281	6828	4199	1	7426	43256
DUKES COUNTY	163	440	60	181	184	170		526	1724
ESSEX	8511	16245	3818	13664	8435	5446	5	8962	65086
FRANKLIN	592	1101	389	1175	3172	595		1307	8331
HAMPDEN	4395	5451	1915	4706	8594	1854	4	2793	29712
HAMPSHIRE	972	1611	665	1975	1922	611	2	1122	8880
MIDDLESEX	18243	28435	18758	27615	16267	7041	24	8098	124481
NANTUCKET	37	275	22	48	31	42		284	739
NORFOLK	1198	16243	1700	7177	18977	2796		3147	51238
PLYMOUTH	1162	6086	699	4201	6194	1317	4	2866	25229
SUFFOLK	1956	13486	2216	6623	7867	10137	6	5953	48244
WORCESTER	4807	10978	3886	8003	13093	3343	1	5583	49694
Totals	52358	112140	37329	84477	93538	38920	50	50317	469129

Secretary.

County of Barnstable.

Cities and Towns.	Frederic W. Cook of Somerville.	All Others.	Blanks.	Total Vote.
Barnstable	680		89	769
Bourne	255		39	294
Brewster	195		49	244
Chatham	456		107	563
Dennis	507		120	627
Eastham	120		15	135
Falmouth	413		48	461
Harwich	625		150	775
Mashpee	26		2	28
Orleans	249		30	279
Provincetown	299		77	376
Sandwich	93		10	103
Truro	109		25	134
Wellfleet	97		22	119
Yarmouth	362		47	409
Totals	4486		830	5316

County of Berkshire.

Cities and Towns.	Frederic W. Cook of Somerville.	All Others.	Blanks.	Total Vote.
Adams	604		286	890
Alford	19		1	20
Becket	25		5	30
Cheshire	70		12	82
Clarksburg	127		41	168
Dalton	235		24	259
Egremont	45		8	53
Florida	39		4	43
Great Barrington	397		59	456
Hancock	59		8	67
Hinsdale	67		7	74
Lanesborough	276		78	354
Lee	124		31	155
Lenox	131		26	157
Monterey	37		4	41
Mount Washington	12			12

**REPUBLICAN.**  
**Secretary — Continued.**

**County of Berkshire — Concluded.**

Cities and Towns.	Frederic W. Cook of Somerville.	All Others.	Blanks.	Total Vote.
New Ashford . . . . .	22	—	7	29
New Marlborough . . . . .	57	—	13	70
<b>NORTH ADAMS</b> . . . . .	<b>1220</b>	—	<b>278</b>	<b>1498</b>
Otis . . . . .	34	—	1	35
Peru . . . . .	16	—	2	18
<b>PITTSFIELD</b> . . . . .	<b>3632</b>	—	<b>666</b>	<b>4298</b>
Richmond . . . . .	75	—	9	84
Sandisfield . . . . .	29	—	2	31
Savoy . . . . .	26	3	3	32
Sheffield . . . . .	116	—	4	120
Stockbridge . . . . .	162	—	20	182
Tyringham . . . . .	28	—	3	31
Washington . . . . .	17	—	5	22
West Stockbridge . . . . .	64	—	10	74
Williamstown . . . . .	316	—	7	391
Windsor . . . . .	21	—	2	23
Totals . . . . .	8102	3	1694	9799

**County of Bristol.**

Acushnet . . . . .	275	—	78	353
<b>ATTLEBORO</b> . . . . .	<b>2639</b>	—	<b>549</b>	<b>3188</b>
Berkley . . . . .	89	—	18	107
Dartmouth . . . . .	1060	—	195	1255
Dighton . . . . .	487	—	115	602
Easton . . . . .	667	—	132	799
Fairhaven . . . . .	1647	—	416	2063
<b>FALL RIVER</b> . . . . .	<b>7394</b>	—	<b>2234</b>	<b>9628</b>
Freetown . . . . .	322	—	88	410
Mansfield . . . . .	957	—	334	1291
<b>NEW BEDFORD</b> . . . . .	<b>10862</b>	—	<b>3132</b>	<b>13994</b>
North Attleborough . . . . .	1425	—	473	1898
Norton . . . . .	240	—	39	279
Raynham . . . . .	295	—	99	394
Rehoboth . . . . .	381	—	56	437
Seekonk . . . . .	561	—	97	658
Somerset . . . . .	463	—	89	552
Swansea . . . . .	701	—	185	886
<b>TAUNTON</b> . . . . .	<b>2683</b>	—	<b>810</b>	<b>3493</b>
Westport . . . . .	730	—	339	1069
Totals . . . . .	33878	—	9478	43356

**County of Dukes County.**

Chilmark . . . . .	85	—	14	99
Edgartown . . . . .	232	—	62	294
Gay Head . . . . .	30	—	14	44
Gosnold . . . . .	25	—	2	27
Oak Bluffs . . . . .	410	—	249	659
Tisbury . . . . .	396	—	96	492
West Tisbury . . . . .	88	—	21	109
Totals . . . . .	1266	—	458	1724

**County of Essex.**

Amesbury . . . . .	894	—	311	1205
Andover . . . . .	1523	—	217	1740
<b>BEVERLY</b> . . . . .	<b>3476</b>	—	<b>900</b>	<b>4376</b>
Boxford . . . . .	175	—	17	192
Danvers . . . . .	1488	—	529	2017
Essex . . . . .	367	—	149	516
Georgetown . . . . .	313	—	84	397
<b>GLOUCESTER</b> . . . . .	<b>1980</b>	—	<b>658</b>	<b>2638</b>
Groveland . . . . .	340	—	114	454
Hamilton . . . . .	442	—	112	554
<b>Haverhill</b> . . . . .	<b>4924</b>	—	<b>1323</b>	<b>6247</b>
Ipswich . . . . .	887	—	236	1123
<b>LAWRENCE</b> . . . . .	<b>4154</b>	—	<b>1128</b>	<b>5282</b>
<b>LYNN</b> . . . . .	<b>9447</b>	—	<b>1144</b>	<b>10591</b>
Lynnfield . . . . .	511	—	62	573
Manchester . . . . .	538	—	83	621
Marblehead . . . . .	1895	—	364	2259
Merrimac . . . . .	380	—	51	431
Methuen . . . . .	3265	—	838	4103

**County of Essex — Concluded.**

Cities and Towns.	Frederic W. Cook of Somerville.	All Others.	Blanks.	Total Vote.
Middleton . . . . .	262	—	58	320
Nahant . . . . .	276	—	73	349
Newbury . . . . .	310	—	55	365
<b>NEWBURYPORT</b> . . . . .	<b>1634</b>	—	<b>772</b>	<b>2406</b>
North Andover . . . . .	913	4	215	1132
<b>PEABODY</b> . . . . .	<b>1050</b>	—	<b>195</b>	<b>1245</b>
Rockport . . . . .	661	1	228	890
Rowley . . . . .	199	—	36	235
<b>SALEM</b> . . . . .	<b>4584</b>	—	<b>1645</b>	<b>6229</b>
Salisbury . . . . .	226	—	104	330
Saugus . . . . .	2282	—	372	2654
Swampscott . . . . .	2270	—	354	2624
Topsfield . . . . .	237	—	31	268
Wenham . . . . .	415	—	55	470
West Newbury . . . . .	195	—	55	250
Totals . . . . .	52513	5	12568	65086

**County of Franklin.**

Ashfield . . . . .	83	—	13	96
Barnardston . . . . .	115	—	13	128
Buckland . . . . .	202	—	45	247
Charlton . . . . .	112	—	6	118
Colrain . . . . .	168	—	10	178
Conway . . . . .	120	—	19	139
Deerfield . . . . .	543	—	138	681
Erving . . . . .	254	—	145	399
Gill . . . . .	140	—	17	157
Greenfield . . . . .	2143	—	416	2559
Hawley . . . . .	36	—	1	37
Heath . . . . .	26	—	6	32
Leverett . . . . .	86	—	14	100
Leyden . . . . .	41	—	5	46
Monroe . . . . .	22	—	4	26
Montague . . . . .	719	—	325	1044
New Salem . . . . .	80	—	4	84
Northfield . . . . .	335	—	48	383
Orange . . . . .	905	—	159	1064
Rowe . . . . .	43	—	6	49
Shelburne . . . . .	297	—	33	330
Shutesbury . . . . .	36	—	4	40
Sunderland . . . . .	123	—	15	138
Warwick . . . . .	73	—	7	80
Wendell . . . . .	33	—	6	39
Whately . . . . .	111	—	26	137
Totals . . . . .	6846	—	1485	8331

**County of Hampden.**

Agawam . . . . .	350	—	32	382
Blandford . . . . .	67	—	1	68
Brimfield . . . . .	106	—	9	115
Chester . . . . .	82	—	37	119
<b>CHICOPEE</b> . . . . .	<b>2775</b>	3	<b>1127</b>	<b>3905</b>
East Longmeadow . . . . .	363	1	30	394
Granville . . . . .	53	—	8	61
Hampden . . . . .	132	—	14	146
Holland . . . . .	19	—	1	20
<b>HOLYOKE</b> . . . . .	<b>2911</b>	—	<b>766</b>	<b>3677</b>
Longmeadow . . . . .	1205	—	90	1295
Ludlow . . . . .	382	—	82	464
Monson . . . . .	243	—	42	285
Montgomery . . . . .	16	—	—	16
Palmer . . . . .	570	—	256	826
Russell . . . . .	74	—	3	77
Southwick . . . . .	91	—	18	109
<b>SPRINGFIELD</b> . . . . .	<b>12807</b>	—	<b>1519</b>	<b>14326</b>
Tolland . . . . .	22	—	—	22
Wales . . . . .	61	—	7	68
West Springfield . . . . .	1462	—	142	1604
<b>WESTFIELD</b> . . . . .	<b>1292</b>	—	<b>143</b>	<b>1435</b>
Wilbraham . . . . .	276	—	22	298
Totals . . . . .	25359	4	4349	29712

REPUBLICAN.  
Secretary — Continued.

County of Hampshire.

Cities and Towns.	Frederic W. Cook of Somerville.	All Others.	Blanks.	Total Vote.
Amherst . . . . .	1015	-	90	1105
Belchertown . . . . .	199	-	13	212
Chesterfield . . . . .	95	-	5	100
Cummington . . . . .	117	-	13	130
Easthampton . . . . .	1238	1	393	1632
Goshen . . . . .	80	-	8	88
Granby . . . . .	161	-	21	182
Hadley . . . . .	124	-	6	130
Hatfield . . . . .	82	-	19	101
Huntington . . . . .	98	-	14	112
Middlefield . . . . .	35	-	1	36
NORTHAMPTON . . . . .	2456	-	405	2861
Pelham . . . . .	67	-	2	69
Plainfield . . . . .	55	-	5	60
South Hadley . . . . .	947	1	111	1059
Southampton . . . . .	117	-	10	127
Ware . . . . .	245	-	68	313
Westhampton . . . . .	68	-	3	71
Williamsburg . . . . .	353	-	60	413
Worthington . . . . .	78	-	1	79
Totals . . . . .	7630	2	1248	8880

County of Middlesex.

Acton . . . . .	626	-	68	694
Arlington . . . . .	4742	-	334	5076
Ashby . . . . .	86	-	9	95
Ashland . . . . .	438	-	80	518
Ayer . . . . .	243	-	50	293
Bedford . . . . .	300	-	55	355
Belmont . . . . .	5098	1	804	5903
Billerica . . . . .	811	-	134	945
Boxborough . . . . .	65	-	6	71
Burlington . . . . .	183	-	25	208
CAMBRIDGE . . . . .	6389	-	885	7274
Carlisle . . . . .	151	-	20	171
Chelmsford . . . . .	1478	-	321	1799
Concord . . . . .	1260	-	181	1441
Dracut . . . . .	1417	2	619	2038
Dunstable . . . . .	63	-	10	73
EVERETT . . . . .	3850	1	767	4618
Framingham . . . . .	2474	-	558	3032
Groton . . . . .	643	-	245	888
Holliston . . . . .	520	-	80	600
Hopkinton . . . . .	313	-	64	377
Hudson . . . . .	552	-	42	594
Lexington . . . . .	2060	-	238	2298
Lincoln . . . . .	339	-	54	393
Littleton . . . . .	347	-	34	381
LOWELL . . . . .	11438	7	1735	13180
MALDEN . . . . .	5811	-	1220	7031
MARLBOROUGH . . . . .	1295	-	259	1554
Maynard . . . . .	657	-	179	836
MEDFORD . . . . .	6104	-	1110	7214
MELROSE . . . . .	6048	-	718	6766
Natick . . . . .	1229	-	214	1443
NEWTON . . . . .	11833	-	1048	12881
North Reading . . . . .	313	-	34	347
Pepperell . . . . .	408	-	75	483
Reading . . . . .	2417	-	235	2652
Sherborn . . . . .	186	-	22	208
Shirley . . . . .	128	-	11	139
SOMERVILLE . . . . .	8292	-	596	8888
Stoneham . . . . .	1284	1	134	1419
Stow . . . . .	200	-	14	214
Sudbury . . . . .	382	-	61	443
Tewksbury . . . . .	463	-	78	541
Townsend . . . . .	332	-	48	380
Tyngsborough . . . . .	211	-	46	257
Wakefield . . . . .	1604	2	127	1733
WALTHAM . . . . .	4708	-	647	5355
Watertown . . . . .	3650	-	352	4002
Wayland . . . . .	431	-	80	511
Westford . . . . .	403	-	112	515

County of Middlesex — Concluded.

Cities and Towns.	Frederic W. Cook of Somerville.	All Others.	Blanks.	Total Vote.
Weston . . . . .	853	-	42	895
Wilmington . . . . .	442	-	67	509
Winchester . . . . .	2407	1	214	2622
WOBURN . . . . .	1200	7	121	1328
Totals . . . . .	109177	22	15282	124481

County of Nantucket.

Nantucket . . . . .	449	-	290	739
---------------------	-----	---	-----	-----

County of Norfolk.

Avon . . . . .	221	-	43	264
Bellingham . . . . .	134	-	24	158
Braintree . . . . .	3477	-	610	4087
Brookline . . . . .	6358	-	897	7255
Canton . . . . .	622	-	52	674
Cohasset . . . . .	478	-	77	555
Dedham . . . . .	2109	-	446	2555
Dover . . . . .	316	-	45	361
Foxborough . . . . .	555	-	84	639
Franklin . . . . .	679	-	139	818
Holbrook . . . . .	591	-	170	761
Medfield . . . . .	396	-	89	485
Medway . . . . .	517	-	219	736
Mills . . . . .	336	-	113	449
Milton . . . . .	3417	-	566	3983
Needham . . . . .	2761	-	499	3260
Norfolk . . . . .	274	-	86	360
Norwood . . . . .	1322	-	207	1529
Plainville . . . . .	388	-	106	494
QUINCY . . . . .	9901	-	2051	11952
Randolph . . . . .	577	-	79	656
Sharon . . . . .	531	-	63	594
Stoughton . . . . .	640	-	56	696
Walpole . . . . .	673	-	87	760
Wellesley . . . . .	2813	-	253	3066
Westwood . . . . .	657	1	101	759
Weymouth . . . . .	2373	-	502	2875
Wrentham . . . . .	401	-	56	457
Totals . . . . .	43517	1	7720	51238

County of Plymouth.

Abington . . . . .	713	-	89	802
Bridgewater . . . . .	465	-	40	505
BROCKTON . . . . .	7589	-	1181	8770
Carver . . . . .	99	-	3	102
Duxbury . . . . .	299	-	29	328
East Bridgewater . . . . .	305	-	47	352
Halifax . . . . .	148	-	18	166
Hanover . . . . .	396	-	71	467
Hanson . . . . .	277	-	33	310
Hingham . . . . .	833	-	77	910
Hull . . . . .	290	-	69	359
Kingston . . . . .	255	-	28	283
Lakeville . . . . .	176	-	29	205
Marion . . . . .	222	-	23	245
Marshfield . . . . .	544	-	84	628
Mattapoisett . . . . .	133	-	19	152
Middleborough . . . . .	771	-	101	872
Norwell . . . . .	348	-	50	398
Pembroke . . . . .	353	-	45	398
Plymouth . . . . .	1592	-	447	2039
Plymouth . . . . .	85	-	2	87
Rochester . . . . .	77	-	7	84
Rockland . . . . .	708	3	301	1012
Scituate . . . . .	707	-	162	869
Wareham . . . . .	671	-	197	868
West Bridgewater . . . . .	351	-	50	401
Whitman . . . . .	759	-	158	917
Totals . . . . .	19166	3	3360	22529

REPUBLICAN.  
Secretary — Concluded.

County of Suffolk.				
Cities and Towns.	Frederic W. Cook of Somerville.	All Others.	Blanks.	Total Vote.
BOSTON . . . . .	31615	3	6020	37638
CHELSEA . . . . .	1173	-	495	1668
REVERE . . . . .	4030	-	1822	5852
Winthrop . . . . .	2611	-	475	3086
Totals . . . . .	39429	3	8812	48244

County of Worcester.				
Cities and Towns.	Frederic W. Cook of Somerville.	All Others.	Blanks.	Total Vote.
Ashburnham . . . . .	107	-	12	119
Athol . . . . .	1168	-	240	1408
Auburn . . . . .	467	-	77	544
Barre . . . . .	256	-	39	295
Berlin . . . . .	175	-	8	183
Blackstone . . . . .	71	-	14	85
Bolton . . . . .	136	-	12	148
Boylston . . . . .	139	-	25	164
Brookfield . . . . .	114	-	18	132
Charlton . . . . .	99	-	17	116
Clinton . . . . .	1091	-	213	1304
Douglas . . . . .	118	-	7	125
Dudley . . . . .	147	-	54	201
East Brookfield . . . . .	57	-	10	67
FITCHBURG . . . . .	2328	-	304	2632
GARDNER . . . . .	1013	-	303	1316
Grafton . . . . .	565	-	151	716
Hardwick . . . . .	79	-	14	93
Harvard . . . . .	129	-	7	136
Holden . . . . .	597	-	42	639
Hopedale . . . . .	447	-	20	467
Hubbardston . . . . .	85	-	7	92
Lancaster . . . . .	419	-	54	473
Leicester . . . . .	214	-	24	238
LEOMINSTER . . . . .	1683	-	296	1979
Lunenburg . . . . .	211	-	9	220
Mendon . . . . .	133	-	19	152
Milford . . . . .	1099	-	916	2015
Millbury . . . . .	280	-	64	344
Millville . . . . .	19	-	5	24
New Braintree . . . . .	19	-	-	19
North Brookfield . . . . .	208	-	29	237
Northborough . . . . .	339	-	24	363
Northbridge . . . . .	372	-	46	418
Oakham . . . . .	64	-	13	77
Oxford . . . . .	271	-	67	338
Paxton . . . . .	141	-	14	155
Petersham . . . . .	107	-	10	117
Phillipston . . . . .	45	-	7	52
Princeton . . . . .	101	-	5	106

County of Worcester — Concluded				
Cities and Towns.	Frederic W. Cook of Somerville.	All Others.	Blanks.	Total Vote.
Royalston . . . . .	58	-	4	62
Rutland . . . . .	256	-	45	301
Shrewsbury . . . . .	1008	-	170	1178
Southborough . . . . .	253	-	30	283
Southbridge . . . . .	467	-	86	553
Spencer . . . . .	221	-	108	329
Sterling . . . . .	306	-	24	330
Sturbridge . . . . .	96	-	16	112
Sutton . . . . .	126	-	15	141
Templeton . . . . .	230	-	29	259
Upton . . . . .	381	-	105	486
Uxbridge . . . . .	258	-	28	286
Warren . . . . .	90	-	19	109
Webster . . . . .	744	-	332	1076
West Boylston . . . . .	499	-	51	550
West Brookfield . . . . .	51	-	5	56
Westborough . . . . .	873	-	186	1059
Westminster . . . . .	144	-	7	151
Winchendon . . . . .	266	-	46	312
WORCESTER . . . . .	20129	-	3623	23752
Totals . . . . .	41569	-	8125	49694

Aggregate of Votes.

Counties.	Frederic W. Cook of Somerville.	All Others.	Blanks.	Total Vote.
BARNSTABLE . . . . .	4486	-	830	5316
BERKSHIRE . . . . .	8102	3	1694	9799
BRISTOL . . . . .	33878	-	9478	43356
DUKES COUNTY . . . . .	1266	-	458	1724
ESSEX . . . . .	52513	5	12568	65086
FRANKLIN . . . . .	6846	-	1485	8331
HAMPDEN . . . . .	25359	4	4349	29712
HAMPSHIRE . . . . .	7630	2	1248	8880
MIDDLESEX . . . . .	109177	22	15282	124481
NANTUCKET . . . . .	449	-	290	739
NORFOLK . . . . .	43517	1	7720	51238
PLYMOUTH . . . . .	19166	3	3260	22529
SUFFOLK . . . . .	39429	3	8812	48244
WORCESTER . . . . .	41569	-	8125	49694
Totals . . . . .	393387	43	75699	469129

Treasurer.

County of Barnstable.

Cities and Towns.	William F. Hurley of Boston.	Alonzo B. Cook of Boston.	John J. Hurley of Revere.	All Others.	Blanks.	Total Vote.
Barnstable . . . . .	385	283	28	-	73	769
Bourne . . . . .	138	120	9	-	27	294
Brewster . . . . .	110	88	14	-	32	244
Chatham . . . . .	175	269	23	-	91	563
Dennis . . . . .	221	248	33	-	125	627
Eastham . . . . .	63	54	3	-	15	135
Falmouth . . . . .	205	204	26	-	26	461
Harwich . . . . .	297	295	51	-	132	775
Mashpee . . . . .	15	10	3	-	-	28
Orleans . . . . .	98	146	8	-	27	279



**REPUBLICAN.**  
*Treasurer — Continued.*  
**County of Barnstable — Concluded.**

Cities and Towns.	William E. Hurley of Boston.	Alonzo B. Cook of Boston.	John J. Hurley of Revere.	All Others.	Blanks.	Total Vote.
Provincetown . . . . .	152	152	18	—	54	376
Sandwich . . . . .	50	45	7	—	7	103
Truro . . . . .	55	48	—	—	24	134
Wellfleet . . . . .	51	45	4	—	19	119
Yarmouth . . . . .	209	160	11	—	29	409
Totals . . . . .	2224	2167	244	—	681	5316

**County of Berkshire.**

Adams . . . . .	328	289	91	—	182	890
Alford . . . . .	7	11	2	—	—	20
Becket . . . . .	11	2	2	—	15	30
Cheshire . . . . .	32	35	4	—	11	82
Clarksburg . . . . .	62	69	9	—	28	168
Dalton . . . . .	151	76	13	—	19	259
Egremont . . . . .	32	14	—	—	7	53
Florida . . . . .	10	20	9	—	4	43
Great Barrington . . . . .	222	164	29	—	41	456
Hancock . . . . .	29	29	7	—	2	67
Hinsdale . . . . .	39	26	4	—	5	74
Lanesborough . . . . .	133	129	39	—	53	354
Lee . . . . .	61	68	12	—	14	155
Lenox . . . . .	67	63	8	—	19	157
Monterey . . . . .	24	16	—	—	1	41
Mount Washington . . . . .	7	5	—	—	—	12
New Ashford . . . . .	11	9	3	—	6	29
New Marlborough . . . . .	14	42	4	—	10	70
<b>NORTH ADAMS</b> . . . . .	546	664	66	—	222	1498
Otis . . . . .	15	16	3	—	1	35
Peru . . . . .	6	10	1	—	1	18
<b>PITTSFIELD</b> . . . . .	1798	1728	260	—	512	4298
Richmond . . . . .	39	31	3	—	11	84
Sandisfield . . . . .	20	6	3	—	2	31
Savoy . . . . .	5	18	1	3	5	32
Sheffield . . . . .	69	40	7	—	4	120
Stockbridge . . . . .	73	83	8	—	18	182
Tyringham . . . . .	18	11	2	—	—	31
Washington . . . . .	11	5	—	—	6	22
West Stockbridge . . . . .	33	28	8	—	5	74
Williamstown . . . . .	169	143	26	—	53	391
Windsor . . . . .	9	11	2	—	1	23
Totals . . . . .	4051	3861	626	3	1258	9799

**County of Bristol.**

Acushnet . . . . .	140	133	20	—	60	353
<b>ATTLEBORO</b> . . . . .	1455	1181	159	—	393	3188
Berkley . . . . .	59	36	4	—	8	107
Dartmouth . . . . .	577	470	82	—	126	1255
Dighton . . . . .	277	173	54	—	98	602
Easton . . . . .	313	365	23	—	98	799
Fairhaven . . . . .	807	853	97	—	306	2063
<b>FALL RIVER</b> . . . . .	3974	3344	715	—	1595	9628
Freetown . . . . .	170	154	19	—	67	410
Mansfield . . . . .	529	434	66	—	262	1291
<b>NEW BEDFORD</b> . . . . .	5222	5286	1160	—	2326	13994
North Attleborough . . . . .	892	577	96	—	333	1898
Norton . . . . .	129	107	10	—	33	279
Raynham . . . . .	167	131	18	—	78	394
Rehoboth . . . . .	217	139	34	—	47	437
Seekonk . . . . .	294	244	47	—	73	658
Somerset . . . . .	261	207	40	—	44	552
Swansea . . . . .	377	319	74	—	116	886
<b>TAUNTON</b> . . . . .	1647	1070	184	—	592	3493
Westport . . . . .	419	332	99	—	219	1069
Totals . . . . .	17926	15555	3001	—	6874	43356

**County of Dukes County.**

Chilmark . . . . .	47	33	2	—	17	99
Edgartown . . . . .	124	95	22	—	53	294
Gay Head . . . . .	15	11	2	—	16	44
Gosnold . . . . .	14	10	1	—	2	27
Oak Bluffs . . . . .	243	182	55	—	179	659
Tisbury . . . . .	250	134	24	—	84	492
West Tisbury . . . . .	54	29	5	—	21	109
Totals . . . . .	747	494	111	—	372	1724

**REPUBLICAN.**  
*Treasurer — Continued.*  
**County of Essex.**

Cities and Towns.	William E. Hurley of Boston.	Alonzo B. Cook of Boston.	John J. Hurley of Revere.	All Others.	Blanks.	Total Vote.
Amesbury . . . . .	479	434	83	-	209	1205
Andover . . . . .	856	664	78	-	145	1740
BEVERLY . . . . .	1870	1666	230	-	610	4376
Boxford . . . . .	99	74	4	-	15	192
Danvers . . . . .	860	746	87	-	324	2017
Essex . . . . .	177	191	32	-	116	516
Georgetown . . . . .	167	149	15	-	66	397
GLOUCESTER . . . . .	1098	924	129	-	487	2638
Groveland . . . . .	188	172	22	-	72	454
Hamilton . . . . .	240	199	32	-	83	554
HAVERTHILL . . . . .	2394	2466	460	-	927	6247
Ipswich . . . . .	497	412	52	-	162	1123
LAWRENCE . . . . .	1915	2004	525	-	838	5282
LYNN . . . . .	3659	5607	571	-	754	10591
Lynnfield . . . . .	286	229	11	-	47	573
Manchester . . . . .	330	214	15	-	62	621
Marblehead . . . . .	1115	841	61	-	242	2259
Merrimac . . . . .	159	197	22	-	53	431
Methuen . . . . .	1514	1607	321	-	661	4103
Middleton . . . . .	122	140	15	-	43	320
Nahant . . . . .	171	117	16	-	45	349
Newbury . . . . .	132	178	11	-	44	365
NEWBURYPORT . . . . .	832	789	139	-	646	2406
North Andover . . . . .	438	498	72	4	120	1132
PEABODY . . . . .	493	546	59	-	147	1245
Rockport . . . . .	361	314	32	-	183	890
Rowley . . . . .	100	88	14	-	33	235
SALEM . . . . .	2853	1671	524	-	1181	6229
Salisbury . . . . .	100	147	25	-	58	330
Saugus . . . . .	949	1268	179	-	258	2654
Swampscott . . . . .	1343	969	87	-	225	2624
Topsfield . . . . .	140	96	6	-	26	268
Wenham . . . . .	225	197	9	-	39	470
West Newbury . . . . .	90	104	15	-	41	250
Totals . . . . .	26252	25915	3953	4	8962	65086

**County of Franklin.**

Ashfield . . . . .	39	40	2	-	15	96
Bernardston . . . . .	59	51	1	-	17	128
Buckland . . . . .	80	117	11	-	39	247
Charlemont . . . . .	45	58	2	-	13	118
Colrain . . . . .	66	96	4	-	12	178
Conway . . . . .	47	66	3	-	23	139
Deerfield . . . . .	287	244	48	-	102	681
Erving . . . . .	128	113	37	-	121	399
Gill . . . . .	72	65	7	-	13	157
Greenfield . . . . .	1048	1127	112	-	272	2559
Hawley . . . . .	15	20	1	-	1	37
Heath . . . . .	19	11	-	-	2	32
Leverett . . . . .	39	42	3	-	16	100
Leyden . . . . .	19	22	1	-	4	46
Monroe . . . . .	14	8	1	-	3	26
Montague . . . . .	399	347	79	-	219	1044
New Salem . . . . .	39	38	3	-	4	84
Northfield . . . . .	174	159	12	-	38	383
Orange . . . . .	397	472	47	-	148	1064
Rowe . . . . .	30	12	3	-	4	49
Shelburne . . . . .	146	140	6	-	38	330
Shutesbury . . . . .	20	16	1	-	3	40
Sunderland . . . . .	84	28	7	-	19	138
Warwick . . . . .	50	19	5	-	6	80
Wendell . . . . .	15	16	3	-	5	39
Whately . . . . .	50	60	12	-	15	137
Totals . . . . .	3381	3387	411	-	1152	8331

**County of Hampden.**

Agawam . . . . .	167	173	20	-	22	382
Blandford . . . . .	32	29	4	-	3	68
Brimfield . . . . .	47	57	4	-	7	115
Chester . . . . .	29	52	8	-	30	119
CHICOPEE . . . . .	1338	1259	381	3	924	3905
East Longmeadow . . . . .	167	190	13	1	23	394
Granville . . . . .	23	25	2	-	11	61
Hampden . . . . .	55	76	7	-	8	146

**REPUBLICAN.**  
*Treasurer — Continued.*  
**County of Hampden — Concluded.**

Cities and Towns.	William E. Hurley of Boston.	Alouzo B. Cook of Boston.	John J. Hurley of Revere.	All Others.	Blanks.	Total Vote.
Holland . . . . .	10	8	—	—	—	20
HOLYOKE . . . . .	1740	1126	213	—	592	3677
Longmeadow . . . . .	588	596	32	—	79	1295
Ludlow . . . . .	191	194	26	—	53	464
Monson . . . . .	103	143	18	—	21	285
Montgomery . . . . .	6	10	—	—	—	16
Palmer . . . . .	280	299	89	—	158	826
Russell . . . . .	29	39	7	—	12	77
Southwick . . . . .	41	50	5	—	13	109
SPRINGFIELD . . . . .	5951	6510	630	1	1234	14326
Tolland . . . . .	13	9	—	—	—	22
Wales . . . . .	25	36	2	—	5	68
West Springfield . . . . .	653	788	64	—	99	1604
WESTFIELD . . . . .	532	708	92	—	103	1435
Wilbraham . . . . .	117	146	14	—	21	298
Totals . . . . .	12137	12523	1631	5	3416	29712

**County of Hampshire.**

Amherst . . . . .	577	448	26	—	54	1105
Belchertown . . . . .	92	100	6	—	14	212
Chesterfield . . . . .	55	28	5	—	12	100
Cummington . . . . .	58	58	3	—	11	130
Easthampton . . . . .	591	631	144	1	265	1632
Goshen . . . . .	33	42	3	—	10	88
Granby . . . . .	99	63	6	—	14	182
Hadley . . . . .	68	53	5	—	4	130
Hatfield . . . . .	72	22	4	—	3	101
Huntington . . . . .	56	46	4	—	6	112
Middlefield . . . . .	13	15	4	—	4	36
NORTHAMPTON . . . . .	1405	1016	160	—	280	2861
Pelham . . . . .	31	34	1	—	3	69
Plainfield . . . . .	31	21	2	—	6	60
South Hadley . . . . .	595	359	56	—	58	1059
Southampton . . . . .	68	44	5	—	10	127
Ware . . . . .	119	138	20	—	36	313
Westhampton . . . . .	39	26	3	—	3	71
Williamsburg . . . . .	171	185	13	—	44	413
Worthington . . . . .	36	39	4	—	—	79
Totals . . . . .	4209	3359	474	1	837	8880

**County of Middlesex.**

Acton . . . . .	343	275	13	—	63	694
Arlington . . . . .	2836	1860	124	—	256	5076
Ashby . . . . .	44	39	5	—	7	95
Ashland . . . . .	201	241	21	—	55	518
Ayer . . . . .	150	97	7	—	39	293
Bedford . . . . .	187	108	14	—	46	355
Belmont . . . . .	3595	1598	190	—	520	5903
Billerica . . . . .	394	407	40	—	104	945
Boxborough . . . . .	45	23	—	—	3	71
Burlington . . . . .	103	86	6	—	13	208
CAMBRIDGE . . . . .	3917	2396	222	—	739	7274
Carlisle . . . . .	100	43	6	—	22	171
Chelmsford . . . . .	745	708	105	—	241	1799
Concord . . . . .	826	419	48	—	148	1441
Dracut . . . . .	786	589	261	3	399	2038
Dunstable . . . . .	35	26	2	—	10	73
EVERETT . . . . .	1810	2043	282	1	482	4618
Framingham . . . . .	1380	1247	114	—	291	3032
Groton . . . . .	373	251	52	—	212	888
Holliston . . . . .	282	229	26	—	63	600
Hopkinton . . . . .	175	139	20	—	43	377
Hudson . . . . .	326	199	26	—	43	594
Lexington . . . . .	1293	769	51	—	185	2298
Lincoln . . . . .	232	115	6	—	40	393
Littleton . . . . .	234	110	4	—	33	381
LOWELL . . . . .	5630	4690	1179	7	1674	13180
MALDEN . . . . .	3095	2708	311	—	917	7031
MARLBOROUGH . . . . .	653	611	83	—	207	1554
Maynard . . . . .	303	349	46	—	138	836
MEDFORD . . . . .	3415	2679	302	—	818	7214
MELROSE . . . . .	3803	2117	210	—	636	6766
Natick . . . . .	709	561	31	—	142	1443
NEWTON . . . . .	9239	2525	348	—	769	12881

**REPUBLICAN.**  
*Treasurer — Continued.*  
**County of Middlesex — Concluded.**

Cities and Towns.	William F. Hurley of Boston.	Alonzo B. Cook of Boston.	John J. Hurley of Revere.	All Others.	Blanks.	Total Vote.
North Reading	155	136	16		40	347
Pepperell	235	171	11		66	483
Reading	1369	1019	74		190	2652
Sherborn	106	73	6		23	208
Shirley	76	52	5		6	139
SOMERVILLE	4608	3365	304		611	8888
Stoneham	758	513	31		117	1419
Stow	125	63	10		16	214
Sudbury	254	139	9		41	443
Tewksbury	237	208	27		69	541
Townsend	236	78	15		51	380
Tyngsborough	111	99	10		37	257
Wakefield	902	647	49		133	1733
WALTHAM	2529	2109	202		515	5355
Watertown	2138	1440	153		271	4002
Wayland	242	195	23		51	511
Westford	226	180	32		77	515
Weston	701	136	24		34	895
Wilmington	245	195	20		49	509
Winchester	1686	678	54	1	203	2622
WOBURN	659	511	44	8	106	1328
Totals	64857	42264	5274	22	12064	124481

**County of Nantucket.**

Nantucket	248	180	45	1	265	739
-----------	-----	-----	----	---	-----	-----

**County of Norfolk.**

Avon	119	102	20	-	23	264
Bellingham	61	68	7	-	22	158
Braintree	2031	1375	176	1	504	4087
Brookline	4514	2034	164	-	543	7255
Canton	415	194	22	-	43	674
Cohasset	319	163	27	-	46	555
Dedham	1364	790	106	-	295	2555
Dover	221	83	8	-	49	361
Foxborough	309	249	21	-	60	639
Franklin	388	302	28	-	100	818
Holbrook	238	385	20	-	118	761
Medfield	251	143	42	-	49	485
Medway	317	214	42	-	163	736
Millis	201	141	17	-	90	449
Milton	2353	1173	71	-	386	3983
Needham	1859	965	71	-	365	3260
Norfolk	156	121	19	-	65	360
Norwood	756	588	48	-	137	1529
Plainville	218	164	28	-	84	494
Quincy	5411	4441	686	-	1414	11952
Randolph	309	243	35	-	69	656
Sharon	400	136	18	-	40	594
Stoughton	340	292	17	-	47	696
Walpole	399	277	23	-	61	760
Wellesley	2172	645	86	-	163	3066
Westwood	403	261	25	-	70	759
Weymouth	1371	1061	105	-	338	2875
Wrentham	213	180	16	-	48	457
Totals	27107	16790	1948	1	5392	51238

**County of Plymouth.**

Abington	384	312	24	-	82	802
Bridgewater	277	174	18	-	36	505
BROCKTON	3177	4160	420	-	1013	8770
Carver	50	41	1	-	10	102
Duxbury	211	92	3	-	22	328
East Bridgewater	154	158	8	-	32	352
Halifax	73	67	7	-	19	166
Hanover	241	156	15	-	55	467
Hanson	149	129	6	-	26	310
Hingham	565	282	12	-	51	910
Hull	188	105	17	-	49	359
Kingston	126	115	9	-	33	283
Lakeville	109	70	7	-	19	205
Marion	126	104	3	-	12	245

**REPUBLICAN.**  
*Treasurer — Continued.*  
**County of Plymouth — Concluded.**

Cities and Towns.	William E. Hurley of Boston.	Alonzo B. Cook of Boston.	John J. Hurley of Revere.	All Others.	Blanks.	Total Vote.
Marshfield . . . . .	319	211	22	—	76	628
Mattapoisett . . . . .	71	60	8	—	13	152
Middleborough . . . . .	379	463	27	—	63	872
Norwell . . . . .	261	82	15	—	40	398
Pembroke . . . . .	181	159	14	—	44	398
Plymouth . . . . .	869	596	102	—	472	2039
Plympton . . . . .	50	30	4	—	3	87
Rochester . . . . .	39	39	2	—	4	84
Rockland . . . . .	429	310	44	—	227	1012
Scituate . . . . .	472	258	31	—	108	869
Wareham . . . . .	355	311	55	—	147	868
West Bridgewater . . . . .	175	177	17	—	32	401
Whitman . . . . .	366	408	21	—	122	917
Totals . . . . .	9796	9009	912	—	2810	22529

**County of Suffolk.**

BOSTON . . . . .	19592	12220	1375	4	4447	37638
CHELSEA . . . . .	642	564	152	—	310	1668
REVERE . . . . .	1681	1381	1741	—	1049	5852
Winthrop . . . . .	1497	1092	179	—	318	3086
Totals . . . . .	23412	15257	3447	4	6124	48244

**County of Worcester.**

Ashburnham . . . . .	56	48	3	—	12	119
Athol . . . . .	582	586	66	—	174	1408
Auburn . . . . .	211	264	30	—	39	544
Barre . . . . .	138	112	11	—	34	295
Berlin . . . . .	101	73	4	—	5	183
Blackstone . . . . .	68	9	2	—	6	85
Bolton . . . . .	81	46	7	—	14	148
Boylston . . . . .	55	86	6	—	17	164
Brookfield . . . . .	57	60	6	—	9	132
Charlton . . . . .	41	63	2	—	10	116
Chinton . . . . .	469	594	59	—	182	1304
Douglas . . . . .	67	49	4	—	5	125
Dudley . . . . .	87	67	16	—	31	201
East Brookfield . . . . .	27	30	4	—	6	67
FITCHBURG . . . . .	1230	1065	99	—	238	2632
GARDNER . . . . .	603	417	72	—	224	1316
Grafton . . . . .	295	285	24	—	112	716
Hardwick . . . . .	55	29	3	—	6	93
Harvard . . . . .	87	44	3	—	2	136
Holden . . . . .	255	326	22	—	36	639
Hopedale . . . . .	245	185	17	—	20	467
Hubbardston . . . . .	51	28	5	—	8	92
Lancaster . . . . .	222	184	21	—	46	473
Leicester . . . . .	97	109	11	—	21	238
LEOMINSTER . . . . .	718	947	73	—	241	1979
Lunenburg . . . . .	111	95	4	—	10	220
Mendon . . . . .	73	61	2	—	16	152
Milford . . . . .	567	596	149	—	703	2015
Millbury . . . . .	162	126	20	—	36	344
Millville . . . . .	12	9	3	—	—	24
New Braintree . . . . .	12	6	1	—	—	19
North Brookfield . . . . .	123	96	6	—	12	237
Northborough . . . . .	181	159	7	—	16	363
Northbridge . . . . .	206	156	23	—	33	418
Oakham . . . . .	35	25	3	—	14	77
Oxford . . . . .	118	156	20	—	44	338
Paxton . . . . .	78	62	6	—	9	155
Petersham . . . . .	55	49	2	—	11	117
Phillipston . . . . .	21	21	4	—	6	52
Princeton . . . . .	50	48	3	—	5	106
Royalston . . . . .	36	21	2	—	3	62
Rutland . . . . .	133	119	14	—	35	301
Shrewsbury . . . . .	479	550	53	—	96	1178
Southborough . . . . .	145	107	8	—	23	283
Southbridge . . . . .	255	207	22	—	69	553
Spencer . . . . .	131	134	12	—	52	329
Sterling . . . . .	154	147	5	—	24	330
Sturbridge . . . . .	41	59	2	—	10	112
Sutton . . . . .	57	70	10	—	4	141
Templeton . . . . .	115	121	6	—	17	259

**REPUBLICAN.**  
*Treasurer — Concluded.*  
**County of Worcester — Concluded.**

Cities and Towns.	William E. Hurley of Boston.	Alonzo B. Cook of Boston.	John J. Hurley of Revere.	All Others.	Blanks.	Total Vote.
Upton . . . . .	149	241	27		69	486
Uxbridge . . . . .	137	128	9		12	286
Warren . . . . .	64	31	5		9	109
Webster . . . . .	427	364	108		177	1076
West Boylston . . . . .	211	261	31		47	550
West Brookfield . . . . .	31	21	2		2	56
Westborough . . . . .	465	415	43		136	1059
Westminster . . . . .	92	50	4		5	151
Winchendon . . . . .	151	116	9		36	312
WORCESTER . . . . .	9501	10339	1423		2489	23752
Totals . . . . .	20476	20872	2618		5728	49694

**Aggregate of Votes.**

Counties.	William E. Hurley of Boston.	Alonzo B. Cook of Boston.	John J. Hurley of Revere.	All Others.	Blanks.	Total Vote.
BARNSTABLE . . . . .	2224	2167	244		681	5316
BERKSHIRE . . . . .	4051	3861	626		1258	9799
BRISTOL . . . . .	17926	15555	3001	3	6874	43356
DUKES COUNTY . . . . .	747	494	111		372	1724
ESSEX . . . . .	26252	25915	3953	4	8962	65086
FRANKLIN . . . . .	3381	3387	411		1152	8531
HAMPDEN . . . . .	12137	12523	1631	5	3416	29712
HAMPSHIRE . . . . .	4209	3359	474	1	837	8880
MIDDLESEX . . . . .	64857	42264	5274	22	12064	124481
NANTUCKET . . . . .	248	180	45	1	265	739
NORFOLK . . . . .	27107	16790	1948	1	5392	51238
PLYMOUTH . . . . .	9796	9009	912	2	2810	22529
SUFFOLK . . . . .	23412	15257	3447	4	6124	48244
WORCESTER . . . . .	20476	20872	2618		5728	49694
Totals . . . . .	216823	171633	24695	43	55935	469129

*Auditor.*

**County of Barnstable.**

Cities and Towns.	Carl D. Goodwin of Boston.	Russell A. Wood of Cambridge.	All Others.	Blanks.	Total Vote.
Barnstable . . . . .	232	351		186	769
Bourne . . . . .	86	149		59	294
Brewster . . . . .	84	105		55	244
Chatham . . . . .	217	201		145	563
Dennis . . . . .	207	232		188	627
Eastham . . . . .	44	60		31	135
Falmouth . . . . .	147	228		86	461
Harwich . . . . .	272	294		209	775
Mashpee . . . . .	18	8		2	28
Orleans . . . . .	93	130		56	279
Provincetown . . . . .	122	141		113	376
Sandwich . . . . .	40	42		21	103
Truro . . . . .	44	57		33	134
Wellfleet . . . . .	32	53		34	119
Yarmouth . . . . .	144	196		69	409
Totals . . . . .	1782	2247		1287	5316

REPUBLICAN.  
Auditor — Continued.  
County of Berkshire.

Cities and Towns.	Carl D. Goodwin of Boston.	Russell A. Wood of Cambridge.	All Others.	Blanks.	Total Vote.
Adams . . . . .	318	315		257	890
Alford . . . . .	11	8		1	20
Becket . . . . .	10	10		10	30
Cheshire . . . . .	32	32		18	82
Clarksburg . . . . .	73	54		41	168
Dalton . . . . .	79	156		24	259
Egremont . . . . .	25	13		13	53
Florida . . . . .	19	21		3	43
Great Barrington . . . . .	186	191		79	456
Hancock . . . . .	31	25		11	67
Hinsdale . . . . .	37	27		10	74
Lanesborough . . . . .	132	132		90	354
Lee . . . . .	60	59		36	155
Lenox . . . . .	47	81		29	157
Monterey . . . . .	21	15		5	41
Mount Washington . . . . .	7	5		-	12
New Ashford . . . . .	10	9		10	29
New Marlborough . . . . .	29	24		17	70
NORTH ADAMS . . . . .	552	624		322	1498
Otis . . . . .	14	18		3	35
Peru . . . . .	8	6		4	18
PITTSFIELD . . . . .	1458	2067		773	4298
Richmond . . . . .	36	37		11	84
Sandisfield . . . . .	9	19		3	31
Savoy . . . . .	10	15	3	4	32
Sheffield . . . . .	50	56		14	120
Stockbridge . . . . .	61	86		35	182
Tyringham . . . . .	10	18		3	31
Washington . . . . .	8	6		8	22
West Stockbridge . . . . .	28	34		12	74
Williamstown . . . . .	129	171		91	391
Windsor . . . . .	9	8		6	23
Totals . . . . .	3509	4344	3	1943	9799

County of Bristol.

Acushnet . . . . .	108	171		74	353
ATTLEBORO . . . . .	1030	1459		699	3188
Berkley . . . . .	34	50		23	107
Dartmouth . . . . .	282	757		216	1255
Dighton . . . . .	206	252		144	602
Easton . . . . .	245	371		183	799
Fairhaven . . . . .	522	1096		445	2063
FALL RIVER . . . . .	2442	4600		2586	9628
Freetown . . . . .	116	178		116	410
Mansfield . . . . .	362	526		403	1291
NEW BEDFORD . . . . .	3529	7225		3240	13994
North Attleborough . . . . .	607	657		634	1898
Norton . . . . .	95	130		54	279
Raynham . . . . .	94	152		148	394
Rehoboth . . . . .	170	197		70	437
Seekonk . . . . .	266	284		108	658
Somerset . . . . .	154	308		90	552
Swansea . . . . .	275	400		211	886
TAUNTON . . . . .	931	1489		1073	3493
Westport . . . . .	238	521		310	1069
Totals . . . . .	11706	20823		10827	43356

County of Dukes County.

Chilmark . . . . .	31	34		34	99
Edgartown . . . . .	96	104		94	294
Gay Head . . . . .	13	13		18	44
Gosnold . . . . .	10	14		3	27
Oak Bluffs . . . . .	203	199		257	659
Tisbury . . . . .	191	166		135	492
West Tisbury . . . . .	37	39		33	109
Totals . . . . .	581	569		574	1724

County of Essex.

Amesbury . . . . .	401	420		384	1205
Andover . . . . .	521	898		321	1740
BEVERLY . . . . .	1330	1820		1226	4376
Boxford . . . . .	71	95		26	192
Danvers . . . . .	574	845		598	2017

**REPUBLICAN.**  
*Auditor — Continued.*  
**County of Essex — Concluded.**

Cities and Towns.	Carl D. Goodwin of Boston.	Russell A. Wood of Cambridge.	All Others.	Blanks.	Total Vote.
Essex . . . . .	153	159	—	204	516
Georgetown . . . . .	107	169	—	121	397
GLOUCESTER . . . . .	791	1003	—	844	2638
Groveland . . . . .	112	195	—	147	454
Hamilton . . . . .	166	246	—	142	554
HAVERHILL . . . . .	2043	2608	—	1596	6247
Ipswich . . . . .	330	478	—	315	1123
LAWRENCE . . . . .	2162	1901	—	1219	5282
LYNN . . . . .	3863	5294	—	1434	10591
Lynnfield . . . . .	191	273	—	109	573
Manchester . . . . .	200	268	—	153	621
Marblehead . . . . .	626	1111	—	522	2259
Merrimac . . . . .	110	211	—	110	431
Methuen . . . . .	1574	1426	—	1103	4103
Middleton . . . . .	112	129	—	79	320
Nahant . . . . .	109	144	—	96	349
Newbury . . . . .	119	153	—	93	365
NEWBURYPORT . . . . .	628	818	—	960	2406
North Andover . . . . .	382	498	3	249	1132
PEABODY . . . . .	406	665	—	274	1245
Rockport . . . . .	233	325	—	332	890
Rowley . . . . .	80	103	—	52	235
SALEM . . . . .	1990	2320	—	1919	6229
Salisbury . . . . .	105	108	—	117	330
Saugus . . . . .	942	1197	—	515	2654
Swampscott . . . . .	728	1404	—	492	2624
Topsfield . . . . .	79	131	—	58	268
Wenham . . . . .	127	233	—	110	470
West Newbury . . . . .	73	107	—	70	250
Totals . . . . .	21438	27655	3	15990	65086

**County of Franklin.**

Ashfield . . . . .	29	44	—	23	96
Bernardston . . . . .	50	45	—	33	128
Buckland . . . . .	83	91	—	73	247
Charlemont . . . . .	43	51	—	24	118
Colrain . . . . .	57	90	—	31	178
Conway . . . . .	45	61	—	33	139
Deerfield . . . . .	230	281	—	170	681
Erving . . . . .	134	93	—	172	399
Gill . . . . .	64	60	—	33	157
Greenfield . . . . .	855	1148	—	556	2559
Hawley . . . . .	15	18	—	4	37
Heath . . . . .	10	12	—	10	32
Leverett . . . . .	44	36	—	20	100
Leyden . . . . .	17	19	—	10	46
Monroe . . . . .	16	5	—	5	26
Montague . . . . .	353	341	—	350	1044
New Salem . . . . .	32	37	—	15	84
Northfield . . . . .	146	151	—	86	383
Orange . . . . .	390	415	—	259	1064
Rowe . . . . .	16	26	—	7	49
Shelburne . . . . .	100	149	—	81	330
Shutesbury . . . . .	11	21	—	8	40
Sunderland . . . . .	26	83	—	29	138
Warwick . . . . .	30	38	—	12	80
Wendell . . . . .	13	18	—	8	39
Whately . . . . .	49	61	—	27	137
Totals . . . . .	2858	3394	—	2079	8331

**County of Hampden.**

Agawam . . . . .	142	193	—	47	382
Blandford . . . . .	25	29	—	14	68
Brimfield . . . . .	40	55	—	20	115
Chester . . . . .	39	38	—	42	119
CHICOPEE . . . . .	1518	1178	3	1206	3905
East Longmeadow . . . . .	149	200	1	44	394
Granville . . . . .	18	23	—	20	61
Hampden . . . . .	47	76	—	23	146
Holland . . . . .	4	14	—	2	20
HOLYOKE . . . . .	1163	1545	—	969	3677
Longmeadow . . . . .	432	704	—	159	1295
Ludlow . . . . .	163	207	—	94	464



**REPUBLICAN.**  
*Auditor — Continued.*  
**County of Hampden — Concluded.**

Cities and Towns.	Carl D. Goodwin of Boston.	Russell A. Wood of Cambridge.	All Others.	Blanks.	Total Vote.
Monson . . . . .	106	127	—	52	285
Montgomery . . . . .	6	9	—	1	16
Palmer . . . . .	295	287	—	244	826
Russell . . . . .	32	35	—	10	77
Southwick . . . . .	37	48	—	24	109
SPRINGFIELD . . . . .	5124	7077	1	2124	14326
Tolland . . . . .	11	11	—	—	22
Wales . . . . .	26	32	10	—	68
West Springfield . . . . .	600	811	—	193	1604
WESTFIELD . . . . .	486	749	—	200	1435
Wilbraham . . . . .	89	166	—	43	298
Totals . . . . .	10552	13614	15	5531	29712
<b>County of Hampshire.</b>					
Amherst . . . . .	351	598	—	156	1105
Belchertown . . . . .	76	93	—	43	212
Chesterfield . . . . .	30	45	—	25	100
Cummington . . . . .	50	60	—	20	130
Easthampton . . . . .	654	529	—	449	1632
Goshen . . . . .	37	37	—	14	88
Granby . . . . .	59	92	—	31	182
Hadley . . . . .	30	80	—	20	130
Hatfield . . . . .	35	46	—	20	101
Huntington . . . . .	36	57	—	19	112
Middlefield . . . . .	10	20	—	6	36
NORTHAMPTON . . . . .	1060	1291	—	570	2861
Pelham . . . . .	27	33	—	9	69
Plainfield . . . . .	20	25	—	15	60
South Hadley . . . . .	426	509	1	123	1059
Southampton . . . . .	35	66	—	26	127
Ware . . . . .	114	130	—	69	313
Westhampton . . . . .	22	40	—	9	71
Williamsburg . . . . .	147	180	—	86	413
Worthington . . . . .	34	36	—	9	79
Totals . . . . .	3193	3967	1	1719	8880
<b>County of Middlesex</b>					
Acton . . . . .	209	376	—	109	694
Arlington . . . . .	1022	3491	—	563	5076
Ashby . . . . .	27	35	—	13	95
Ashland . . . . .	125	297	—	96	518
Ayer . . . . .	87	129	—	77	293
Bedford . . . . .	81	180	—	94	355
Belmont . . . . .	1150	3758	—	995	5903
Billerica . . . . .	312	436	—	197	945
Boxborough . . . . .	9	56	—	6	71
Burlington . . . . .	48	123	—	37	208
CAMBRIDGE . . . . .	779	5658	—	837	7274
Carlisle . . . . .	39	99	—	33	171
Chelmsford . . . . .	608	768	—	423	1799
Concord . . . . .	385	787	—	269	1441
Dracut . . . . .	853	616	3	566	2038
Dunstable . . . . .	20	38	—	15	73
EVERETT . . . . .	1977	1843	2	796	4618
Framingham . . . . .	776	1714	—	542	3032
Groton . . . . .	207	366	—	315	888
Holliston . . . . .	155	334	—	111	600
Hopkinton . . . . .	84	200	—	93	377
Hudson . . . . .	113	411	—	70	594
Lexington . . . . .	492	1414	—	392	2298
Lincoln . . . . .	80	238	—	75	393
Littleton . . . . .	102	212	—	67	381
LOWELL . . . . .	5480	5278	7	2415	13180
MALDEN . . . . .	2663	2832	—	1536	7031
MARLBOROUGH . . . . .	404	829	—	321	1554
Maynard . . . . .	289	350	—	197	836
MEDFORD . . . . .	1839	2928	1	1446	7214
MELROSE . . . . .	2062	3398	—	1306	6766
Natick . . . . .	341	821	—	281	1443
NEWTON . . . . .	2086	9087	—	1708	12881
North Reading . . . . .	124	153	—	70	347
Pepperell . . . . .	128	235	—	120	483
Reading . . . . .	703	1479	—	470	2652
Sherborn . . . . .	46	123	—	39	208

**REPUBLICAN.**  
**Auditor — Continued.**  
**County of Middlesex — Concluded.**

Cities and Towns.	Carl D. Goodwin of Boston.	Russell A. Wood of Cambridge.	All Others.	Blanks.	Total Vote.
Shirley . . . . .	43	81	-	15	139
SOMERVILLE . . . . .	2110	5528	-	1250	8888
Stoneham . . . . .	392	773	-	254	1419
Stow . . . . .	52	125	-	37	214
Sudbury . . . . .	146	225	-	72	441
Tewksbury . . . . .	185	237	-	119	541
Townsend . . . . .	123	161	-	96	380
Tyngsborough . . . . .	95	105	-	57	257
Wakefield . . . . .	498	952	1	282	1733
WALTHAM . . . . .	1403	3114	-	838	5355
Watertown . . . . .	913	2618	-	471	4002
Wayland . . . . .	121	285	-	105	511
Westford . . . . .	161	236	-	118	515
Weston . . . . .	568	259	-	68	895
Wilmington . . . . .	151	237	-	121	509
Winchester . . . . .	489	1662	1	470	2622
WOBURN . . . . .	372	778	9	169	1828
Totals . . . . .	33727	69488	24	21242	124481

**County of Nantucket.**

Nantucket . . . . .	158	183	-	398	739
---------------------	-----	-----	---	-----	-----

**County of Norfolk.**

Avon . . . . .	83	140	-	41	264
Bellingham . . . . .	50	72	-	36	158
Braintree . . . . .	1229	1822	-	1036	4087
Brookline . . . . .	1573	4458	-	1224	7255
Canton . . . . .	202	370	-	102	674
Cohasset . . . . .	141	298	-	116	555
Dedham . . . . .	766	1236	-	553	2555
Dover . . . . .	89	183	-	89	361
Foxborough . . . . .	140	358	-	141	639
Franklin . . . . .	286	330	-	202	818
Holbrook . . . . .	245	320	-	196	761
Medfield . . . . .	131	236	-	118	485
Medway . . . . .	213	279	-	244	736
Millis . . . . .	135	165	-	149	449
Milton . . . . .	989	2172	-	822	3983
Needham . . . . .	731	1775	-	754	3260
Norfolk . . . . .	109	154	-	97	360
Norwood . . . . .	466	806	-	257	1529
Plainville . . . . .	164	184	-	146	494
QUINCY . . . . .	3709	5417	-	2826	11952
Randolph . . . . .	207	330	-	119	656
Sharon . . . . .	125	372	-	97	594
Stoughton . . . . .	200	406	-	90	696
Walpole . . . . .	203	430	-	127	760
Wellesley . . . . .	632	1963	-	471	3066
Westwood . . . . .	207	410	-	142	759
Weymouth . . . . .	828	1315	-	732	2875
Wrentham . . . . .	125	249	-	83	457
Totals . . . . .	13978	26250	-	11010	51238

**County of Plymouth.**

Abington . . . . .	178	485	-	139	802
Bridgewater . . . . .	117	298	-	90	505
BROCKTON . . . . .	3043	4116	-	1611	8770
Carver . . . . .	35	46	-	21	102
Duxbury . . . . .	100	169	-	59	328
East Bridgewater . . . . .	85	182	-	85	352
Halifax . . . . .	42	96	-	28	166
Hanover . . . . .	148	228	-	91	467
Hanson . . . . .	75	173	-	62	310
Hingham . . . . .	212	568	-	130	910
Hull . . . . .	116	141	-	102	359
Kingston . . . . .	79	129	-	75	283
Lakeville . . . . .	54	109	-	42	205
Marion . . . . .	82	132	-	31	245
Marshfield . . . . .	200	279	-	149	628
Mattapoisett . . . . .	27	102	-	23	152
Middleborough . . . . .	246	449	-	177	872
Norwell . . . . .	95	216	-	87	398

**REPUBLICAN.**  
*Auditor — Continued.*  
**County of Plymouth — Concluded.**

Cities and Towns.	Carl D. Goodwin of Boston.	Russell A. Wood of Cambridge.	All Others.	Blanks.	Total Vote.
Pembroke . . . . .	114	213	—	71	398
Plymouth . . . . .	480	712	—	847	2039
Plympton . . . . .	16	58	—	13	87
Rochester . . . . .	20	50	—	14	84
Rockland . . . . .	249	378	—	382	1012
Scituate . . . . .	223	414	—	232	869
Wareham . . . . .	294	305	—	269	868
West Bridgewater . . . . .	130	206	—	65	401
Whitman . . . . .	250	439	—	228	917
Totals . . . . .	6710	10693	—	5123	25299

**County of Suffolk.**

BOSTON . . . . .	12602	16912	3	8121	37638
CHELSEA . . . . .	519	641	—	508	1668
REVERE . . . . .	2206	1679	—	1967	5852
Winthrop . . . . .	1087	1411	—	588	3086
Totals . . . . .	16414	20643	3	11184	48244

**County of Worcester.**

Ashburnham . . . . .	33	52	—	34	119
Athol . . . . .	480	575	—	353	1408
Auburn . . . . .	204	262	—	78	544
Barre . . . . .	77	113	—	105	295
Berlin . . . . .	54	114	—	15	183
Blackstone . . . . .	8	70	—	7	85
Bolton . . . . .	64	61	—	23	148
Boylston . . . . .	30	103	—	31	164
Brookfield . . . . .	31	74	—	27	132
Charlton . . . . .	36	61	—	19	116
Clinton . . . . .	447	596	—	261	1304
Douglas . . . . .	48	63	—	14	125
Dudley . . . . .	76	76	—	49	201
East Brookfield . . . . .	23	31	—	13	67
FITCHBURG . . . . .	804	1375	—	453	2632
GARDNER . . . . .	375	548	—	393	1316
Grafton . . . . .	179	352	—	185	716
Hardwick . . . . .	23	56	—	14	93
Harvard . . . . .	39	86	—	11	136
Holden . . . . .	184	373	—	82	639
Hopedale . . . . .	125	294	—	48	467
Hubbardston . . . . .	30	49	—	13	92
Lancaster . . . . .	153	231	—	89	473
Leicester . . . . .	59	146	—	33	238
LEOMINSTER . . . . .	559	967	—	453	1979
Lunenburg . . . . .	80	119	—	21	220
Mendon . . . . .	46	75	—	31	152
Milford . . . . .	557	546	—	912	2015
Millbury . . . . .	109	161	—	74	344
Millville . . . . .	7	10	—	7	24
New Braintree . . . . .	2	16	—	1	19
North Brookfield . . . . .	54	145	—	40	237
Northborough . . . . .	95	223	—	45	363
Northbridge . . . . .	124	235	—	59	418
Oakham . . . . .	27	29	—	21	77
Oxford . . . . .	104	153	—	81	338
Paxton . . . . .	40	95	—	20	155
Petersham . . . . .	36	62	—	19	117
Phillipston . . . . .	14	27	—	11	52
Princeton . . . . .	38	56	—	12	106
Royalston . . . . .	12	41	—	9	62
Rutland . . . . .	93	142	—	66	301
Shrewsbury . . . . .	369	604	—	205	1178
Southborough . . . . .	70	167	—	46	283
Southbridge . . . . .	144	293	—	116	553
Spencer . . . . .	103	145	—	81	329
Sterling . . . . .	87	204	—	39	330
Sturbridge . . . . .	28	61	—	23	112
Sutton . . . . .	43	84	—	14	141
Templeton . . . . .	78	139	—	42	259
Upton . . . . .	149	214	—	123	486
Uxbridge . . . . .	96	154	—	36	286
Warren . . . . .	36	45	—	28	109
Webster . . . . .	432	387	—	257	1076

**REPUBLICAN.**  
*Auditor — Concluded.*  
**County of Worcester — Concluded.**

Cities and Towns.	Carl D. Goodwin of Boston.	Russell A. Wood of Cambridge.	All Others.	Blanks.	Total Vote.
West Boylston . . . . .	191	296	—	63	550
West Brookfield . . . . .	14	31	—	11	56
Westborough . . . . .	311	499	—	249	1059
Westminster . . . . .	47	83	—	21	151
Winchendon . . . . .	97	142	—	73	312
WORCESTER . . . . .	7926	11607	—	4219	23752
Totals . . . . .	15800	24016	—	9878	49694

**Aggregate of Votes.**

Counties.	Carl D. Goodwin of Boston.	Russell A. Wood of Cambridge.	All Others.	Blanks.	Total Vote.
BARNSTABLE . . . . .	1782	2247	—	1287	5316
BERKSHIRE . . . . .	3509	4344	3	1943	9799
BRISTOL . . . . .	11706	20823	—	10827	43356
DUKES COUNTY . . . . .	581	569	—	574	1724
ESSEX . . . . .	21438	27655	3	15990	65086
FRANKLIN . . . . .	2858	3394	—	2079	8331
HAMPDEN . . . . .	10552	13614	15	5531	29712
HAMPSHIRE . . . . .	3193	3967	1	1719	8880
MIDDLESEX . . . . .	33727	69488	24	21242	124481
NANTUCKET . . . . .	158	183	—	398	739
NORFOLK . . . . .	13978	26250	—	11010	51238
PLYMOUTH . . . . .	6710	10693	3	5123	22529
SUFFOLK . . . . .	16414	20643	3	11184	48244
WORCESTER . . . . .	15800	24016	—	9878	49694
Totals . . . . .	142406	227886	52	98785	469129

*Attorney General.*  
**County of Barnstable.**

Cities and Towns.	Howe Coolidge Amee of Cam- bridge.	Clarence A. Barnes of Mansfield.	Frank F. Walters of Boston.	All Others.	Blanks.	Total Vote.
Barnstable . . . . .	215	250	81	—	223	769
Bourne . . . . .	84	95	40	—	75	294
Brewster . . . . .	56	74	43	—	71	244
Chatham . . . . .	159	155	85	—	164	563
Denms . . . . .	129	174	89	—	235	627
Eastham . . . . .	33	33	24	—	45	135
Falmouth . . . . .	130	143	70	—	118	461
Harwich . . . . .	187	219	140	—	229	775
Mashpee . . . . .	19	11	3	—	4	38
Orleans . . . . .	73	93	36	—	77	279
Provincetown . . . . .	107	84	65	—	120	376
Sandwich . . . . .	20	41	15	—	27	103
Truro . . . . .	49	35	16	—	34	134
Wellfleet . . . . .	36	28	15	—	40	119
Yarmouth . . . . .	113	135	72	—	89	409
Totals . . . . .	1401	1570	794	—	1551	5316

**County of Berkshire.**

Adams . . . . .	240	178	137	—	335	890
Alford . . . . .	5	6	3	—	6	20
Becket . . . . .	7	12	2	—	9	30
Cheshire . . . . .	26	22	14	—	20	82
Clarksburg . . . . .	48	44	24	—	52	168

**REPUBLICAN.**  
*Attorney General — Continued.*  
**County of Berkshire — Concluded.**

Cities and Towns.	Howe Coolidge Amee of Cam- bridge.	Clarence A. Barnes of Mansfield.	Frank F. Walters of Boston.	All Others.	Blanks.	Total Vote.
Dalton . . . . .	91	103	23	—	42	259
Egremont . . . . .	18	14	9	—	12	53
Florida . . . . .	8	19	9	—	7	43
Great Barrington . . . . .	151	115	88	—	102	456
Hancock . . . . .	17	24	11	—	15	67
Hinsdale . . . . .	27	19	15	—	13	74
Lanesborough . . . . .	79	103	65	—	107	354
Lee . . . . .	44	48	28	—	35	155
Lenox . . . . .	56	31	31	—	39	157
Monterey . . . . .	15	8	7	—	11	41
Mount Washington . . . . .	3	3	5	—	1	12
New Ashford . . . . .	9	7	3	—	10	29
New Marlborough . . . . .	21	17	12	—	20	70
<b>NORTH ADAMS</b> . . . . .	<b>396</b>	<b>379</b>	<b>302</b>	—	<b>421</b>	<b>1498</b>
Otis . . . . .	11	11	5	—	8	35
Peru . . . . .	4	7	1	—	6	18
<b>PITTSFIELD</b> . . . . .	<b>1249</b>	<b>1111</b>	<b>977</b>	—	<b>961</b>	<b>4298</b>
Richmond . . . . .	30	20	16	—	18	84
Sandisfield . . . . .	14	8	5	—	4	31
Savoy . . . . .	7	9	5	3	8	32
Sheffield . . . . .	57	24	16	—	23	120
Stockbridge . . . . .	61	56	29	—	36	182
Tyringham . . . . .	10	3	10	—	8	31
Washington . . . . .	8	6	2	—	6	22
West Stockbridge . . . . .	24	24	15	—	11	74
Williamstown . . . . .	120	97	55	—	119	391
Windsor . . . . .	4	6	3	—	10	23
<b>Totals</b> . . . . .	<b>2860</b>	<b>2534</b>	<b>1927</b>	<b>3</b>	<b>2475</b>	<b>9799</b>

**County of Bristol.**

Acushnet . . . . .	93	108	48	—	104	353
<b>ATTLEBORO</b> . . . . .	<b>302</b>	<b>2126</b>	<b>270</b>	—	<b>490</b>	<b>3188</b>
Berkley . . . . .	13	56	17	—	21	107
Dartmouth . . . . .	278	429	239	—	309	1255
Dighton . . . . .	69	340	77	—	116	602
Easton . . . . .	111	459	71	—	158	799
Fairhaven . . . . .	458	662	334	—	609	2063
<b>FALL RIVER</b> . . . . .	<b>1831</b>	<b>3159</b>	<b>1552</b>	—	<b>3086</b>	<b>9628</b>
Freetown . . . . .	82	138	57	—	133	410
Mansfield . . . . .	75	992	51	—	173	1291
<b>NEW BEDFORD</b> . . . . .	<b>3041</b>	<b>4451</b>	<b>2448</b>	<b>3</b>	<b>4051</b>	<b>13994</b>
North Attleborough . . . . .	181	985	146	—	586	1898
Norton . . . . .	29	186	21	—	43	279
Raynham . . . . .	43	173	48	—	130	394
Rehoboth . . . . .	101	188	69	—	79	437
Seekonk . . . . .	203	228	116	—	111	658
Somerset . . . . .	113	224	102	—	113	552
Swansea . . . . .	210	282	149	—	245	886
<b>TAUNTON</b> . . . . .	<b>395</b>	<b>1757</b>	<b>378</b>	—	<b>963</b>	<b>3493</b>
Westport . . . . .	168	315	199	—	387	1069
<b>Totals</b> . . . . .	<b>7796</b>	<b>17258</b>	<b>6392</b>	<b>3</b>	<b>11907</b>	<b>43356</b>

**County of Dukes County.**

Chilmark . . . . .	19	26	11	—	43	99
Edgartown . . . . .	55	96	43	—	100	294
Gay Head . . . . .	10	10	2	—	22	44
Gosnold . . . . .	14	5	5	—	3	27
Oak Bluffs . . . . .	115	208	63	—	273	659
Tisbury . . . . .	120	130	76	—	166	492
West Tisbury . . . . .	22	31	13	—	43	109
<b>Totals</b> . . . . .	<b>355</b>	<b>506</b>	<b>213</b>	—	<b>650</b>	<b>1724</b>

**County of Essex.**

Amesbury . . . . .	238	295	189	—	483	1205
Andover . . . . .	508	525	249	1	457	1740
<b>BEVERLY</b> . . . . .	<b>916</b>	<b>1183</b>	<b>775</b>	—	<b>1502</b>	<b>4376</b>
Boxford . . . . .	51	63	26	—	52	192
Danvers . . . . .	390	611	293	—	723	2017
Essex . . . . .	94	121	71	—	230	516
Georgetown . . . . .	71	107	70	—	149	397
<b>GLOUCESTER</b> . . . . .	<b>664</b>	<b>580</b>	<b>425</b>	—	<b>969</b>	<b>2638</b>
Groveland . . . . .	73	144	68	—	169	454

**REPUBLICAN.**  
*Attorney General — Continued.*  
**County of Essex — Concluded.**

Cities and Towns.	Howe Coolidge Amee of Cam- bridge.	Clarence A. Barnes of Mansfield.	Frank F. Walters of Boston.	All Others.	Blanks.	Total Vote.
Hamilton . . . . .	134	154	83		183	554
HAVERHILL . . . . .	1294	1964	1144		1845	6247
Ipswich . . . . .	229	308	199		387	1123
LAWRENCE . . . . .	1490	1225	1226		1341	5282
LYNN . . . . .	2785	3302	2500		2004	10591
Lynnfield . . . . .	165	169	101		138	573
Manchester . . . . .	169	171	87		194	621
Marblehead . . . . .	499	659	444		657	2259
Merrimac . . . . .	87	132	64		148	431
Methuen . . . . .	1023	961	823		1296	4103
Middleton . . . . .	76	104	47		93	320
Nahant . . . . .	86	102	51		110	349
Newbury . . . . .	60	122	56		127	365
NEWBURYPORT . . . . .	447	559	323		1077	2406
North Andover . . . . .	332	274	212	3	311	1132
PEABODY . . . . .	290	474	169		312	1245
Rockport . . . . .	194	168	141		387	890
Rowley . . . . .	38	83	41		73	235
SALEM . . . . .	1287	1678	1057		2207	6229
Salisbury . . . . .	66	80	55		129	330
Saugus . . . . .	670	793	606		585	2654
Swampscott . . . . .	629	895	457		643	2624
Topsfield . . . . .	59	100	32		77	268
Wenham . . . . .	95	159	64		152	470
West Newbury . . . . .	47	71	37		95	250
Totals . . . . .	15256	18336	12185	4	19305	65086

**County of Franklin.**

Ashfield . . . . .	28	25	11		32	96
Bernardston . . . . .	24	37	25		42	128
Buckland . . . . .	56	45	38		108	247
Charlemont . . . . .	44	16	17		41	118
Colrain . . . . .	50	48	25		55	178
Conway . . . . .	31	36	17		55	139
Deerfield . . . . .	206	154	108		213	681
Erving . . . . .	82	77	54		186	399
Gill . . . . .	54	37	22		44	157
Greenfield . . . . .	619	600	549		791	2559
Hawley . . . . .	16	6	3		12	37
Heath . . . . .	7	9	4		12	32
Leverett . . . . .	26	28	15		31	100
Leyden . . . . .	18	7	8		13	46
Monroe . . . . .	7	5	3		11	26
Montague . . . . .	258	206	172		408	1044
New Salem . . . . .	26	25	12		21	84
Northfield . . . . .	98	98	81		106	383
Orange . . . . .	223	304	185		352	1064
Rowe . . . . .	13	19	8		9	49
Shelburne . . . . .	76	77	57		120	330
Shutesbury . . . . .	5	21	5		8	40
Sunderland . . . . .	29	44	20		45	138
Warwick . . . . .	33	15	12		20	80
Wendell . . . . .	15	7	6		11	39
Whately . . . . .	46	32	25		34	137
Totals . . . . .	2090	1978	1483		2780	8331

**County of Hampden.**

Agawam . . . . .	96	140	74		72	382
Blandford . . . . .	18	12	12		26	68
Brimfield . . . . .	33	47	14		21	115
Chester . . . . .	23	23	21		52	119
CHICOPEE . . . . .	913	844	832	2	1314	3905
East Longmeadow . . . . .	88	138	100	1	67	394
Granville . . . . .	11	16	9		25	61
Hampden . . . . .	39	40	31		36	146
Holland . . . . .	9	4	3		4	20
HOLYOKE . . . . .	996	848	618		1215	3677
Longmeadow . . . . .	312	471	266		246	1295
Ludlow . . . . .	112	140	95		117	464
Monson . . . . .	73	89	57		66	285
Montgomery . . . . .	5	8	1		2	16
Palmer . . . . .	145	218	156		307	826
Russell . . . . .	19	29	10		19	77

**REPUBLICAN.**  
*Attorney General* — Continued.  
**County of Hampden** — Concluded.

Cities and Towns.	Howe Coolidge Amee of Cam- bridge.	Clarence A. Barnes of Mansfield.	Frank F. Walters of Boston.	All Others.	Blanks.	Total Vote.
Southwick . . . . .	22	35	16	—	36	109
SPRINGFIELD . . . . .	3663	4600	3268	—	2795	14326
Tolland . . . . .	8	8	4	—	2	22
Wales . . . . .	20	26	11	—	11	68
West Springfield . . . . .	407	561	375	—	261	1604
WESTFIELD . . . . .	383	542	237	—	273	1435
Wilbraham . . . . .	64	117	54	—	63	298
Totals . . . . .	7459	8956	6264	3	7030	29712

**County of Hampshire.**

Amherst . . . . .	284	377	191	—	253	1105
Belchertown . . . . .	59	60	41	—	52	212
Chesterfield . . . . .	24	37	11	—	28	100
Cummington . . . . .	30	50	20	—	30	130
Easthampton . . . . .	400	430	268	1	533	1632
Goshen . . . . .	18	36	14	—	20	88
Granby . . . . .	46	46	39	—	51	182
Hadley . . . . .	42	32	26	—	30	130
Hatfield . . . . .	29	27	16	—	29	101
Huntington . . . . .	29	38	13	—	32	112
Middlefield . . . . .	7	17	3	—	9	36
NORTHAMPTON . . . . .	896	693	563	—	709	2861
Pelham . . . . .	16	16	17	—	20	69
Plainfield . . . . .	15	12	6	—	27	60
South Hadley . . . . .	298	391	172	1	197	1059
Southampton . . . . .	29	43	20	—	35	127
Ware . . . . .	76	91	50	—	96	313
Westhampton . . . . .	26	22	10	—	13	71
Williamsburg . . . . .	101	114	100	—	98	413
Worthington . . . . .	29	24	15	—	11	79
Totals . . . . .	2454	2556	1595	2	2273	8880

**County of Middlesex.**

Acton . . . . .	179	202	151	—	162	694
Arlington . . . . .	2030	1514	709	—	823	5076
Ashby . . . . .	20	36	15	—	24	95
Ashland . . . . .	102	168	114	—	134	518
Ayer . . . . .	80	83	33	—	97	293
Bedford . . . . .	96	115	39	—	105	355
Belmont . . . . .	2396	1532	702	—	1273	5903
Billerica . . . . .	305	251	142	—	247	945
Boxborough . . . . .	15	36	8	—	12	71
Burlington . . . . .	69	71	28	—	40	208
CAMBRIDGE . . . . .	4359	1400	405	—	1110	7274
Carlisle . . . . .	42	41	36	—	52	171
Chelmsford . . . . .	473	540	300	—	486	1799
Concord . . . . .	391	446	224	—	380	1441
Dracut . . . . .	561	409	468	2	598	2038
Dunstable . . . . .	23	9	10	—	31	73
EVERETT . . . . .	1173	1242	1144	—	1059	4618
Frammingham . . . . .	729	1091	528	—	684	3032
Groton . . . . .	191	212	122	—	363	888
Holliston . . . . .	112	280	83	—	125	600
Hopkinton . . . . .	67	145	56	—	109	377
Hudson . . . . .	82	318	96	—	98	594
Lexington . . . . .	870	646	294	—	488	2298
Lincoln . . . . .	114	111	66	—	102	393
Littleton . . . . .	131	113	50	—	87	381
LOWELL . . . . .	4428	3459	2406	6	2881	13180
MALDEN . . . . .	1750	2223	1126	—	1932	7031
MARLBOROUGH . . . . .	315	577	274	—	388	1554
Maynard . . . . .	173	183	215	—	265	836
MEDFORD . . . . .	1946	2136	1269	1	1862	7214
MELROSE . . . . .	2178	1904	1033	—	1651	6766
Natick . . . . .	300	563	218	—	362	1443
NEWTON . . . . .	3299	5570	1519	—	2493	12881
North Reading . . . . .	144	69	60	—	74	347
Pepperell . . . . .	130	133	62	—	158	483
Reading . . . . .	703	985	326	—	638	2652
Sherborn . . . . .	44	76	31	—	57	208
Shirley . . . . .	39	50	23	—	27	139
SOMERVILLE . . . . .	3033	2793	1465	—	1597	8888
Stoueham . . . . .	366	497	202	—	354	1419

REPUBLICAN.  
*Attorney General — Continued.*  
 County of Middlesex — Concluded.

Cities and Towns.	Howe Coolidge Amee of bridge	Clarence A. Barnes of Mansfield	Frank F. Walters of Boston.	All Others.	Blanks.	Total Vote.
Stow . . . . .	38	70	46	—	60	214
Sudbury . . . . .	119	130	80	—	114	443
Tewksbury . . . . .	161	137	88	—	155	541
Townsend . . . . .	80	102	48	—	150	380
Tyngsborough . . . . .	76	68	45	—	68	257
Wakefield . . . . .	568	567	193	2	403	1733
WALTHAM . . . . .	1528	1832	878	—	1117	5355
Watertown . . . . .	1634	1117	650	—	601	4092
Wayland . . . . .	144	156	73	—	138	511
Westford . . . . .	146	148	72	—	149	515
Weston . . . . .	119	621	62	—	93	895
Wilmington . . . . .	131	146	79	—	153	509
Winchester . . . . .	773	887	309	1	652	2622
WOBURN . . . . .	444	359	264	5	256	1328
Totals . . . . .	39419	38569	18939	17	27537	124481

County of Nantucket.

Nantucket . . . . .	128	133	60	1	417	739
---------------------	-----	-----	----	---	-----	-----

County of Norfolk.

Avon . . . . .	48	114	46	—	56	264
Bellingham . . . . .	24	80	18	—	36	158
Braintree . . . . .	775	1382	694	1	1235	4087
Brookline . . . . .	2093	2753	910	—	1499	7255
Canton . . . . .	144	310	128	—	92	674
Coliasset . . . . .	112	233	53	—	157	555
Dedham . . . . .	529	920	416	—	690	2555
Dover . . . . .	73	150	42	—	96	361
Foxborough . . . . .	76	422	49	—	92	639
Franklin . . . . .	130	369	116	—	203	818
Hollbrook . . . . .	124	286	122	—	229	761
Medfield . . . . .	77	219	57	—	132	485
Medway . . . . .	104	285	104	—	243	736
Millis . . . . .	76	148	56	—	169	449
Milton . . . . .	837	1533	594	—	1019	3983
Needham . . . . .	676	1153	455	—	976	3260
Norfolk . . . . .	68	148	38	—	106	360
Norwood . . . . .	402	652	151	—	324	1529
Plainville . . . . .	44	270	39	—	141	494
QUINCY . . . . .	2355	3825	2473	—	3299	11952
Randolph . . . . .	119	205	198	—	134	656
Sharon . . . . .	72	360	63	—	99	594
Stoughton . . . . .	89	406	83	—	118	696
Walpole . . . . .	128	376	100	—	156	760
Wellesley . . . . .	824	1382	350	—	510	3066
Westwood . . . . .	157	284	136	—	182	759
Weymouth . . . . .	399	1313	352	—	811	2875
Wrentham . . . . .	70	221	64	—	102	457
Totals . . . . .	10625	19799	7907	1	12906	51238

County of Plymouth.

Abington . . . . .	109	351	105	—	237	802
Bridgewater . . . . .	108	226	48	—	123	505
BROCKTON . . . . .	1627	3833	1478	—	1832	8770
Carver . . . . .	25	37	14	—	26	102
Duxbury . . . . .	121	104	23	—	80	328
East Bridgewater . . . . .	64	132	46	—	110	352
Halifax . . . . .	38	75	13	—	40	166
Hanover . . . . .	139	141	54	—	123	467
Hanson . . . . .	71	128	29	—	82	310
Hingham . . . . .	179	466	78	—	187	910
Hull . . . . .	73	139	41	—	106	359
Kingston . . . . .	58	123	22	—	80	283
Lakeville . . . . .	53	70	30	—	52	205
Marion . . . . .	80	69	40	—	56	245
Marshfield . . . . .	141	214	75	—	198	628
Mattapoisett . . . . .	47	51	22	—	32	152
Middleborough . . . . .	184	349	113	—	226	872
Norwell . . . . .	88	125	62	—	123	398
Pembroke . . . . .	85	162	57	—	94	398
Plymouth . . . . .	297	502	208	—	1032	2039
Plympton . . . . .	23	35	14	—	15	87



**REPUBLICAN.**  
*Attorney General — Continued.*  
**County of Plymouth — Concluded.**

Cities and Towns.	Howe Coolidge Amee of bridge.	Clarence A. Barnes of Mansfield.	Frank F. Walters of Boston.	All Others.	Blanks.	Total Vote.
Rochester . . . . .	25	33	8	—	18	84
Rockland . . . . .	133	320	95	3	461	1012
Scituate . . . . .	202	284	104	—	279	869
Wareham . . . . .	177	240	128	—	323	868
West Bridgewater . . . . .	77	158	63	—	103	401
Whitman . . . . .	159	337	117	—	304	917
Totals . . . . .	4383	8704	3087	3	6352	22529

**County of Suffolk.**

BOSTON . . . . .	10745	9263	8748	6	8876	37638
CHELSEA . . . . .	402	408	310	—	548	1668
REVERE . . . . .	1308	1049	1316	—	2179	5852
Winthrop . . . . .	791	852	611	—	832	3086
Totals . . . . .	13246	11572	10985	6	12435	48244

**County of Worcester.**

Ashburnham . . . . .	33	33	14	—	39	119
Athol . . . . .	296	399	243	—	470	1408
Auburn . . . . .	111	229	95	—	109	544
Barre . . . . .	69	73	41	—	112	295
Berlin . . . . .	51	73	27	—	32	183
Blackstone . . . . .	11	57	6	—	11	85
Bolton . . . . .	42	43	25	—	38	148
Boylston . . . . .	33	68	14	—	49	164
Brookfield . . . . .	30	52	20	—	30	132
Charlton . . . . .	13	51	23	—	29	116
Clinton . . . . .	298	411	230	—	365	1304
Douglas . . . . .	26	46	35	—	18	125
Dudley . . . . .	63	54	30	—	54	201
East Brookfield . . . . .	22	18	16	—	11	67
FITCHBURG . . . . .	696	774	555	—	607	2632
GARDNER . . . . .	283	340	221	—	472	1316
Grafton . . . . .	164	240	82	—	230	716
Hardwick . . . . .	29	40	8	—	16	93
Harvard . . . . .	53	40	15	—	28	136
Holden . . . . .	151	262	97	—	129	639
Hopedale . . . . .	67	266	65	—	69	467
Hubbardston . . . . .	28	27	9	—	28	92
Lancaster . . . . .	125	152	84	—	112	473
Leicester . . . . .	62	93	44	—	39	238
LEOMINSTER . . . . .	425	651	311	—	592	1979
Lunenburg . . . . .	85	71	21	—	43	220
Mendon . . . . .	31	69	13	—	39	152
Millford . . . . .	297	576	217	—	925	2015
Millbury . . . . .	77	118	55	—	94	344
Millville . . . . .	7	5	6	—	6	24
New Braintree . . . . .	5	6	4	—	4	19
North Brookfield . . . . .	120	41	24	—	52	237
Northborough . . . . .	49	216	45	—	53	363
Northbridge . . . . .	78	201	70	—	69	418
Oakham . . . . .	18	27	6	—	26	77
Oxford . . . . .	77	110	57	—	94	338
Paxton . . . . .	43	57	26	—	29	155
Petersham . . . . .	38	34	22	—	23	117
Phillipston . . . . .	10	21	9	—	12	52
Princeton . . . . .	20	40	26	—	20	106
Royalston . . . . .	14	29	9	—	10	62
Rutland . . . . .	62	110	49	—	80	301
Shrewsbury . . . . .	253	402	228	—	295	1178
Southborough . . . . .	72	94	57	—	60	283
Southbridge . . . . .	130	182	94	—	147	553
Spencer . . . . .	68	115	47	—	99	329
Sterling . . . . .	69	133	66	—	62	330
Sturbridge . . . . .	35	36	16	—	25	112
Sutton . . . . .	27	71	20	—	23	141
Templeton . . . . .	69	91	37	—	62	259
Upton . . . . .	87	192	53	1	153	486
Uxbridge . . . . .	54	134	51	—	47	286
Warren . . . . .	26	31	17	—	35	109
Webster . . . . .	307	277	177	—	315	1076
West Boylston . . . . .	116	223	90	—	121	550
West Brookfield . . . . .	20	13	7	—	16	56
Westborough . . . . .	191	388	163	—	317	1059

REPUBLICAN.  
Attorney General — Concluded.  
County of Worcester — Concluded.

Cities and Towns.	Howe Coolidge Amice of bridge.	Clarence A. Barnes of Mansfield.	Frank F. Walters of Boston.	All Others.	Blanks.	Total Vote.
Westminster . . . . .	44	47	22	—	38	151
Winchendon . . . . .	77	83	47	—	105	312
WORCESTER . . . . .	5327	8670	4316	—	5439	23752
Totals . . . . .	11184	17405	8477	1	12627	46694

Aggregate of Votes.

Counties.	Howe Coolidge Amice of bridge.	Clarence A. Barnes of Mansfield.	Frank F. Walters of Boston.	All Others.	Blanks.	Total Vote.
BARNSTABLE . . . . .	1401	1570	794	—	1551	5316
BERKSHIRE . . . . .	2860	2534	1927	3	2475	9799
BRISTOL . . . . .	7796	17258	6392	3	11907	43356
DUKES COUNTY . . . . .	355	506	213	—	650	1724
ESSEX . . . . .	15256	18336	12185	4	19305	65086
FRANKLIN . . . . .	2090	1978	1483	—	2780	8331
HAMPDEN . . . . .	7459	8956	6264	3	7630	29712
HAMPSHIRE . . . . .	2454	2556	1595	2	2273	8880
MIDDLESEX . . . . .	39419	38569	18939	17	27537	124481
NANTUCKET . . . . .	128	133	60	—	417	739
NORFOLK . . . . .	10625	19799	7907	1	12906	51238
PLYMOUTH . . . . .	4583	8704	3087	3	6352	22529
SUFFOLK . . . . .	13246	11572	10985	6	12435	48244
WORCESTER . . . . .	11184	17405	8477	1	12627	49694
Totals . . . . .	118656	149876	80308	44	120245	469129

Representatives in the 76th Congress.

District 1	Allen T. Treadway of Stockbridge.	James H. Whitte- more of West- field.	All Others.	Blanks.	Total Vote.
Adams . . . . .	616	177	—	97	890
Alford . . . . .	19	—	—	1	20
Ashfield . . . . .	83	5	—	8	96
Athol . . . . .	1127	152	—	129	1408
Becket . . . . .	23	7	—	—	30
Belchertown . . . . .	181	18	—	13	212
Bernardston . . . . .	105	16	—	7	128
Blandford . . . . .	63	3	—	2	68
Buckland . . . . .	204	21	—	22	247
Charlemont . . . . .	110	4	—	4	118
Cheshire . . . . .	63	14	—	5	82
Chester . . . . .	70	31	—	18	119
Chesterfield . . . . .	86	12	—	2	100
Clarksburg . . . . .	127	32	—	9	168
Colrain . . . . .	158	9	—	11	178
Conway . . . . .	124	6	—	9	139
Cummington . . . . .	121	6	—	3	130
Dalton . . . . .	229	19	—	11	259
Deerfield . . . . .	526	89	—	66	681
Egremont . . . . .	49	4	—	—	53
Erving . . . . .	258	36	—	105	399
Florida . . . . .	34	7	—	2	43
Gill . . . . .	134	12	—	11	157
Goshen . . . . .	75	6	—	7	88
Granville . . . . .	35	23	—	3	61
Great Barrington . . . . .	400	38	—	18	456
Greenfield . . . . .	2072	297	—	190	2559

REPUBLICAN.

Representatives in the 76th Congress — Continued.

District 1 — Con.		Allen T. Treadway of Stockbridge.	James H. Whitte- more of West- field.	All Others.	Blanks.	Total Vote.
Hancock		49	14		4	67
Hawley		35	2		—	37
Heath		31	—		1	32
Hinsdale		53	17		4	74
HOLYOKE		3085	312		280	3677
Huntington		94	14		4	112
Lanesborough		255	65		34	354
Lee		136	9		10	155
Lenox		134	17		6	157
Leverett		88	4		8	100
Leyden		41	4		1	46
Middlefield		28	5		3	36
Monroe		24	—		2	26
Montague		716	129		199	1044
Monterey		36	3		2	41
Montgomery		9	7		—	16
Mount Washington		12	—		—	12
New Ashford		20	3		6	29
New Marlborough		51	18		1	70
New Salem		73	9		2	84
NORTH ADAMS		1258	131		109	1498
Northfield		336	24		23	383
Orange		892	95		77	1064
Otis		34	—		1	35
Pelham		56	10		3	69
Peru		17	1		—	18
PUTTSFIELD		3436	637		225	4298
Plainfield		57	1		2	60
Richmond		70	11		3	84
Rowe		47	2		—	49
Royalston		58	3		1	62
Russell		54	22		1	77
Sandisfield		30	1		—	31
Savoy		28	—		4	32
Sheffield		109	9		2	120
Shelburne		289	21		20	330
Shutesbury		29	9		2	40
Southampton		115	7		5	127
Southwick		77	29		3	109
Stockbridge		166	5	4	7	182
Sunderland		119	11	119	8	138
Tolland		22	—		—	22
Tyringham		31	—		—	31
Warwick		72	6		2	80
Washington		18	1		3	22
Wendell		31	6		2	39
West Stockbridge		69	5		—	74
WESTFIELD		940	465		30	1435
Westhampton		62	8		1	71
Whately		110	17		10	137
Williamsburg		346	50		17	413
Williamstown		343	28		20	391
Windsor		16	6		1	23
Worthington		70	6		3	79
Totals		21469	3303	4	1905	26681

District 2		Charles R. Clason of Springfield.	Robert D. Felt of Springfield.	All Others.	Blanks.	Total Vote.
Agawam		354	18		10	382
Amherst		981	47		77	1105
CHICOPEE		2848	303		754	3905
Easthampton		1192	169	1	270	1632
East Longmeadow		362	19		13	394
Granby		169	6		7	182
Hadley		124	1		5	130
Hampden		128	12		6	146
Hatfield		89	3		9	101
Longmeadow		1205	53		37	1295

## REPUBLICAN.

## Representatives in the 76th Congress — Continued.

District 2—Con.		Charles R. Chason of Springfield.	Robert D. Falt of Springfield.	All Others.	Blanks.	Total Vote.
Ludlow . . . . .		404	26		34	464
NORTHAMPTON . . . . .		2474	133		254	2861
South Hadley . . . . .		886	77		93	1059
SPRINGFIELD . . . . .		12562	987		777	14326
West Springfield . . . . .		1450	90	1	63	1604
Wilbraham . . . . .		281	10		7	298
Totals . . . . .		25512	1954	2	2416	29884

District 3		Joseph E. Casey of Clinton.	William P. Con- stantino of Clin- ton.	Telesphore Leboeuf of Webster.	J. Walton Tuttle of Frammingham.	All Others.	Blanks.	Total Vote.
Ashburnham . . . . .		27	11	36	32		13	119
Ashby . . . . .		21	5	27	36		6	95
Barre . . . . .		104	62	51	44		34	295
Berlin . . . . .		47	57	40	32		7	183
Bolton . . . . .		54	54	22	14		4	148
Boxborough . . . . .		21	-	22	20		8	71
Brimfield . . . . .		32	3	26	43		11	115
Brookfield . . . . .		31	8	50	30		13	132
Charlton . . . . .		34	4	34	32		12	116
Clinton . . . . .		188	1000	40	43		33	1304
Dudley . . . . .		58	5	120	14		4	201
East Brookfield . . . . .		22	2	30	11		2	67
FITCHBURG . . . . .		448	237	954	801		192	2632
Frammingham . . . . .		418	243	260	1937		174	3032
GARDNER . . . . .		330	112	290	399		185	1316
Hardwick . . . . .		37	2	31	17		6	93
Harvard . . . . .		25	55	24	27		5	136
Holland . . . . .		7	2	5	5		1	20
Hubbardston . . . . .		27	7	26	28		4	92
Hudson . . . . .		151	48	214	137		44	594
Lancaster . . . . .		79	295	37	44		18	473
Leicester . . . . .		60	15	61	81		21	233
LEOMINSTER . . . . .		311	267	408	793		200	1979
Lunenburg . . . . .		78	40	23	68		11	220
MARLBOROUGH . . . . .		306	73	494	547		134	1554
Maynard . . . . .		284	65	57	306		124	836
Monson . . . . .		97	10	40	108		30	285
New Braintree . . . . .		8	2	6	2		1	19
North Brookfield . . . . .		60	5	110	41		21	237
Oakham . . . . .		18	37	6	6		10	77
Oxford . . . . .		129	5	129	48		27	338
Palmer . . . . .		234	76	209	165		142	826
Paxton . . . . .		39	26	47	34		9	155
Pepperell . . . . .		124	24	161	142		92	483
Petersham . . . . .		35	4	19	48		11	117
Phillipston . . . . .		35	7	1	6		3	52
Princeton . . . . .		27	9	24	41		5	106
Rutland . . . . .		163	9	52	48		29	301
Shirley . . . . .		36	14	20	57		12	139
Southbridge . . . . .		159	16	237	88		53	553
Spencer . . . . .		82	9	151	62		25	329
Sterling . . . . .		101	105	38	57		29	530
Stow . . . . .		56	26	21	89		22	214
Sturbridge . . . . .		28	2	36	35		11	112
Sudbury . . . . .		89	26	88	209		31	443
Templeton . . . . .		81	23	56	76		23	259
Townsend . . . . .		65	24	114	112		65	380
Wales . . . . .		27	3	10	22		6	68
Ware . . . . .		45	8	204	34		22	313
Warren . . . . .		23	8	45	29		4	109
Wayland . . . . .		126	32	38	244	1	70	511
Webster . . . . .		229	28	749	49		21	1076
West Brookfield . . . . .		9	2	20	18		7	56
Westminster . . . . .		34	25	34	51		7	151
Winchendon . . . . .		66	38	160	69		39	312
Totals . . . . .		5425	3275	6087	7531	1	2093	24412



## REPUBLICAN.

## Representatives in the 76th Congress — Continued.

District 8				Rufus H. Bond of Medford.	Edward A. White of Somerville.	All Others.	Blanks.	Total Vote.
CAMBRIDGE:								
Wards 2, 3	.	.	.	260	233	—	128	621
EVERETT	.	.	.	2781	1116	—	721	4618
MALDEN	.	.	.	3761	1584	—	1686	7031
MEDFORD	.	.	.	5923	502	—	789	7214
SOMERVILLE	.	.	.	3607	4169	1	1111	8888
Totals	.	.	.	16332	7604	1	4435	28372

District 9				Robert Luce of Waltham.	Edward M. Rowe of Cambridge.	All Others.	Blanks.	Total Vote.
BOSTON:								
Ward 22	.	.	.	737	333	—	113	1183
Brookline	.	.	.	5037	1628	—	590	7255
CAMBRIDGE:								
Wards 4, 5, 6, 7, 8, 9, 10	.	.	.	3899	1904	—	449	6252
Lincoln	.	.	.	210	152	—	31	593
NEWTON	.	.	.	7419	4796	—	666	12881
WALTHAM	.	.	.	3920	1183	—	252	5355
Watertown	.	.	.	2951	791	—	260	4002
Wellesley	.	.	.	1965	894	—	177	3066
Weston	.	.	.	624	190	—	81	895
Totals	.	.	.	26792	11871	—	2619	41282

District 10				George Holden of Tinkham of Boston.	All Others.	Blanks.	Total Vote.	
BOSTON:								
Wards 4, 5, 9, 10, 11, 12, 19, 20, 21	.	.	.	18809	7	—	3018	21834

District 11								
No nomination — Scattering votes	.	.	.					86

District 12				Henry J. Allen of Boston.	John T. Hayes of Boston.	All Others.	Blanks.	Total Vote.
BOSTON:								
Wards 6, 7; Ward 8, Precincts 10, 11, 12, 13, 14; Wards 13, 14, 15, 16, 17, 18	.	.	.	6626	1919	414	3435	12424

REPUBLICAN.

Representatives in the 76th Congress— Continued.

District 13				District 14				
	Richard B. Wigglesworth of Milton.	All Others.	Blanks.	Total Vote.	Joseph William Martin, Jr., of North Attleborough.	All Others.	Blanks.	Total Vote.
Avon . . . . .	225	1	39	264	ATTLEBORO . . . . .	2812	376	3188
Braintree . . . . .	3488	1	599	4087	Bellingham . . . . .	121	37	158
BROCKTON . . . . .	7579	1	1191	8770	Berkley . . . . .	92	15	107
Canton . . . . .	609	1	65	674	Blackstone . . . . .	66	19	85
Dedham . . . . .	2107	1	448	2555	Dighton . . . . .	512	90	602
Dover . . . . .	303	1	58	361	Easton . . . . .	638	161	799
Holbrook . . . . .	629	1	132	761	FALL RIVER . . . . .	7817	1811	9628
Milton . . . . .	3597	1	386	3983	Foxborough . . . . .	565	74	639
Natick . . . . .	1185	1	258	1443	Franklin . . . . .	703	115	818
Needham . . . . .	2682	1	578	3260	Freetown . . . . .	324	86	410
Norwood . . . . .	1345	1	184	1529	Holliston . . . . .	471	129	600
QUINCY . . . . .	10235	1	1717	11952	Mansfield . . . . .	1034	257	1291
Randolph . . . . .	589	1	67	656	Medfield . . . . .	374	111	485
Stoughton . . . . .	633	1	63	696	Medway . . . . .	502	232	736
Westwood . . . . .	635	1	124	759	Millis . . . . .	327	122	449
Weymouth . . . . .	2356	1	519	2875	Norfolk . . . . .	269	91	360
Totals . . . . .	38197	1	6428	44625	North Attleborough	1721	177	1898
					Norton . . . . .	236	43	279
					Plainville . . . . .	417	77	494
					Raynham . . . . .	313	81	394
					Rehoboth . . . . .	393	44	437
					Seekonk . . . . .	556	102	658
					Sharon . . . . .	465	129	594
					Sherborn . . . . .	168	40	208
					Somerset . . . . .	467	85	552
					Swansea . . . . .	731	155	886
					TAUNTON . . . . .	2773	1	719
					Walpole . . . . .	675	85	760
					Westport . . . . .	789	1	279
					Wrentham . . . . .	387	70	457
					Totals . . . . .	26718	4	5812
								32534

District 15				District 16			
	Charles L. Gifford of Barnstable.	Harry L. Avery of Bourne.	William B. Taylor of Plympton.	All Others.	Blanks.	Total Vote.	
Abington . . . . .	553	68	91	1	90	802	
Acushnet . . . . .	249	19	38	1	47	353	
Barnstable . . . . .	684	37	24	1	23	769	
Bourne . . . . .	186	99	4	1	5	294	
Brewster . . . . .	214	7	11	1	12	244	
Bridgewater . . . . .	370	36	56	1	43	505	
Carver . . . . .	71	14	12	1	5	102	
Chatham . . . . .	445	46	21	1	51	563	
Chilmark . . . . .	86	1	3	1	9	99	
Cohasset . . . . .	396	47	44	1	68	555	
Dartmouth . . . . .	985	55	107	1	108	1255	
Dennis . . . . .	497	45	23	1	62	627	
Duxbury . . . . .	269	13	25	1	21	328	
East Bridgewater . . . . .	227	34	48	1	43	352	
Eastham . . . . .	119	4	3	1	9	135	
Edgartown . . . . .	242	6	5	1	41	294	
Fairhaven . . . . .	1566	92	154	1	251	2063	
Falmouth . . . . .	393	47	7	1	14	461	
Gay Head . . . . .	30	1	2	1	11	44	
Gosnold . . . . .	25	—	—	1	2	27	
Halifax . . . . .	129	4	18	1	15	166	
Hanover . . . . .	352	17	37	1	61	467	
Hanson . . . . .	234	16	33	1	27	310	
Harwich . . . . .	617	37	27	1	94	775	
Hingham . . . . .	757	38	59	1	56	910	
Hull . . . . .	257	15	23	1	64	359	
Kingston . . . . .	197	14	39	1	33	283	
Lakeville . . . . .	148	6	35	1	16	205	
Marion . . . . .	222	11	6	1	6	245	
Marshfield . . . . .	462	40	58	1	68	628	
Mashpee . . . . .	22	2	—	1	4	28	
Mattapoisett . . . . .	136	4	11	1	1	152	
Middleborough . . . . .	598	60	165	1	49	872	
Nantucket . . . . .	473	34	18	1	214	739	
NEW BEDFORD . . . . .	9265	835	1884	1	2010	13994	

## REPUBLICAN.

## Representatives in the 76th Congress — Concluded.

District 15—Con.	Charles L. Gifford of Barnstable.	Harry L. Avery of Bourne.	William B. Taylor of Plympton.	All Others.	Blanks.	Total Vote.
Norwell . . . . .	280	32	44	—	42	398
Oak Bluffs . . . . .	398	29	38	—	194	659
Orleans . . . . .	243	11	7	—	18	279
Pembroke . . . . .	275	18	62	—	43	398
Plymouth . . . . .	1217	166	213	—	443	2039
Plympton . . . . .	40	1	45	—	1	87
Provincetown . . . . .	297	24	12	—	43	376
Rochester . . . . .	74	1	7	—	2	84
Rockland . . . . .	582	67	121	—	242	1012
Sandwich . . . . .	92	5	1	—	5	103
Scituate . . . . .	585	62	91	—	131	869
Tisbury . . . . .	388	20	19	—	65	492
Truro . . . . .	107	6	9	—	12	134
Wareham . . . . .	569	144	50	—	105	868
Wellfleet . . . . .	101	5	4	—	9	119
West Bridgewater . . . . .	256	35	62	—	48	401
West Tisbury . . . . .	86	2	4	—	17	109
Whitman . . . . .	588	50	144	—	135	917
Yarmouth . . . . .	356	26	14	—	13	409
Totals . . . . .	28010	2508	4038	1	5201	39758

## Councillors.

District 1	Edgar S. Lindsay of Brockton.	John McDonald of Fall River.	Walter E. McLane of Fall River.	Frederick P. Whit- ten of Brockton	All Others.	Blanks	Total Vote.
Acushnet . . . . .	165	25	45	41	—	77	353
ATTLEBORO . . . . .	1618	146	497	326	—	601	3188
Barnstable . . . . .	414	23	81	66	—	185	769
Berkley . . . . .	48	12	27	11	—	19	107
Bourne . . . . .	148	17	23	39	—	67	294
Brewster . . . . .	95	8	47	35	—	59	244
Bridgewater . . . . .	330	5	62	43	—	65	505
BROCKTON . . . . .	5274	154	1335	1429	—	578	8770
Carver . . . . .	60	—	5	19	—	18	102
Chattham . . . . .	259	19	60	67	—	158	563
Chilmark . . . . .	45	1	5	7	—	41	99
Dartmouth . . . . .	525	99	279	120	—	232	1255
Dennis . . . . .	275	22	82	72	—	176	627
Dighton . . . . .	200	30	267	27	—	78	602
Duxbury . . . . .	205	5	16	44	—	58	328
East Bridgewater . . . . .	222	3	30	44	—	53	352
Eastham . . . . .	66	2	14	14	—	39	135
Easton . . . . .	537	17	53	83	—	109	799
Edgartown . . . . .	157	17	17	10	—	93	294
Fairhaven . . . . .	935	135	309	192	—	492	2063
FALL RIVER . . . . .	2633	819	4700	228	—	1248	9628
Falmouth . . . . .	243	23	67	44	—	84	461
Freetown . . . . .	124	32	112	39	—	103	410
Gay Head . . . . .	14	2	4	2	—	2	44
Gosnold . . . . .	21	1	3	—	—	2	27
Halifax . . . . .	121	3	9	13	—	20	166
Hanson . . . . .	189	13	26	40	—	42	310
Harwich . . . . .	358	37	89	90	—	201	775
Kingston . . . . .	154	4	15	37	—	73	283
Lakeville . . . . .	108	11	34	20	—	32	205
Mansfield . . . . .	561	56	100	182	—	392	1291
Marion . . . . .	126	14	30	32	—	43	245
Mashpee . . . . .	16	2	2	3	—	5	28
Mattapoisett . . . . .	82	2	25	22	—	21	152
Middleborough . . . . .	489	27	127	92	—	137	872
Nantucket . . . . .	261	31	51	31	—	365	739
NEW BEDFORD . . . . .	5463	1367	3008	1202	—	2954	13994
North Attleborough . . . . .	832	96	271	167	—	532	1898
Norton . . . . .	138	11	52	22	—	56	279
Oak Bluffs . . . . .	223	48	66	31	—	291	659
Orleans . . . . .	134	14	24	23	—	84	279
Pembroke . . . . .	221	12	22	69	—	74	398
Plymouth . . . . .	797	79	127	178	—	858	2039



REPUBLICAN.  
Councillors — Continued.

District 1 — Con.		Edgar S. Lindsay of Brockton.	John McDonald of Fall River.	Walter E. McLane of Fall River.	Frederick P. Whitten of Brockton	All Others.	Blanks.	Total Vote.
Plympton . . . . .		65	2	2	9		9	87
Provincetown . . . . .		172	25	37	30		112	376
Raynham . . . . .		231	6	29	30		98	394
Rehoboth . . . . .		209	34	28	42		64	437
Rochester . . . . .		52	2	7	5		14	84
Sandwich . . . . .		66	3	4	5		22	103
Seekonk . . . . .		315	59	107	69		108	658
Somerset . . . . .		159	42	300	16		35	552
Swansea . . . . .		229	80	425	38		114	886
TAUNTON . . . . .		1707	165	602	241		778	3493
Tisbury . . . . .		265	36	43	26		122	492
Truro . . . . .		34	7	16	9		68	134
Wareham . . . . .		264	53	337	49		165	868
Wellfleet . . . . .		53	2	11	18		35	119
West Bridgewater . . . . .		243	10	55	67		26	401
West Tisbury . . . . .		59	3	8	5		34	109
Westport . . . . .		316	134	333	50		236	1069
Whitman . . . . .		645	5	41	89		137	917
Yarmouth . . . . .		219	20	55	43		72	409
Totals . . . . .		30189	4122	14722	6101		13085	68219

District 2		Christian A. Burkard of Quincy.	Clayton L. Hovey of Boston.	William J. MacHale of Boston.	David S. McIntosh of Quincy.	Sidney Rosenberg of Boston.	Thomas Walter Taylor of Walsley.	All Others.	Blanks.	Total Vote.
Abington . . . . .		171	197	24	112	13	110		175	802
Ashland . . . . .		67	44	32	37	28	189		121	518
Avon . . . . .		45	99	12	30	6	37		35	264
Boston:										
Wards 12, 14, 17, 18, 19, 20 . . . . .		1330	6006	923	1372	4645	1593	1	2338	18208
Braintree . . . . .		1020	579	114	1450	43	229		652	555
Canton . . . . .		127	247	22	83	20	86		89	674
Cohasset . . . . .		131	101	20	70	11	71	1	150	555
Dedham . . . . .		217	825	86	544	55	394		434	2555
Dover . . . . .		29	148	7	46	4	58		69	361
Foxborough . . . . .		95	176	31	121	11	68		137	639
Hanover . . . . .		69	127	20	52	8	79		112	467
Hingham . . . . .		197	233	22	158	9	169		122	910
Holbrook . . . . .		156	128	30	156	12	96		183	761
Holliston . . . . .		56	70	34	117	16	180		127	600
Hopkinton . . . . .		37	53	33	49	5	104		96	377
Hull . . . . .		82	88	17	39	18	16		99	359
Marshfield . . . . .		113	111	19	100	8	118		159	628
Medfield . . . . .		55	79	22	95	21	99		114	485
Medway . . . . .		49	108	49	132	66	133		199	736
Millis . . . . .		42	82	28	56	45	59		137	449
Milton . . . . .		679	748	96	1470	56	328		606	3983
Natick . . . . .		114	353	56	157	25	468		270	1443
Needham . . . . .		139	988	76	783	24	690		560	3260
Norfolk . . . . .		39	56	21	79	11	41		113	360
Norwell . . . . .		40	170	13	30	4	73		68	398
Norwood . . . . .		165	375	64	430	38	238		219	1529
QUINCY . . . . .		2832	1340	160	5729	311	446		1134	11952
Randolph . . . . .		142	253	25	88	12	63		73	656
Rockland . . . . .		138	245	39	130	15	93		352	1012
Situate . . . . .		146	137	28	135	21	145		257	869
S Sharon . . . . .		67	262	14	110	16	51		74	594
Sherborn . . . . .		30	47	7	25	9	42		48	208
Stoughton . . . . .		126	266	37	107	9	63		88	696
Walpole . . . . .		101	120	24	208	17	152		138	760
Wellesley . . . . .		122	1234	44	211	27	1089		339	3066
Westwood . . . . .		99	218	26	92	10	173		141	759
Weymouth . . . . .		502	431	87	1148	38	197		472	2875
Totals . . . . .		9569	16744	2362	15751	5687	8240	2	10500	68855

REPUBLICAN.  
Councillors — Continued.

District 3		Frank A. Brooks of Concord.	Seth Fenelon Arn- old of Boston.	Thomas E. Mota- han of Newton.	All Others.	Blanks.	Total Vote.
Acton . . . . .		547	38	9	1	100	694
Belmont . . . . .		3912	737	317	1	937	5903
BOSTON:							
Wards 4, 5, 21, 22 . . . . .		5650	3075	513	2	1731	10971
Boxborough . . . . .		65	—	—	—	4	71
Brookline . . . . .		5225	635	250	—	1145	7255
CAMBRIDGE							
Concord . . . . .		4966	700	319	—	1289	7274
Frammingham . . . . .		1199	62	11	—	169	1441
Hudson . . . . .		2158	247	131	—	496	3632
Lincoln . . . . .		472	33	13	—	76	594
Marlborough . . . . .		312	14	7	—	60	393
Maynard . . . . .		1016	146	74	—	318	1554
Newton . . . . .		555	57	34	—	190	836
Stow . . . . .		8043	1829	1128	—	1881	12881
Sudbury . . . . .		157	25	4	—	28	214
Waltham . . . . .		338	37	11	—	57	443
Watertown . . . . .		3783	464	300	—	808	5355
Wayland . . . . .		2999	320	268	—	415	4002
Weston . . . . .		367	30	17	—	97	511
Totals . . . . .		782	33	16	2	64	895
Totals . . . . .		42546	8484	3422	2	9865	64319

District 4		Albert Ampholo of Chelsea.	Frank E. Bryant of Boston.	All Others.	Blanks.	Total Vote.	
BOSTON:							
Wards 1, 2, 3, 6, 7, 8, 9, 10, 11, 13, 15, 16 . . . . .		776	5243	15	2425	8459	
CHELSEA . . . . .		572	558	—	538	1668	
REVERE . . . . .		1569	2125	—	2158	5852	
Saugus . . . . .		180	1814	—	660	2654	
Winthrop . . . . .		232	1932	—	922	3086	
Totals . . . . .		3329	11672	15	6703	21719	

District 5		Bayard Tuckerman, Jr., of Hamilton.	Fred A. Turner of Lawrence.	All Others.	Blanks.	Total Vote.	
Amesbury . . . . .		787	161	—	257	1205	
Andover . . . . .		1184	334	—	222	1740	
BEVERLY . . . . .		3643	284	—	449	4376	
Boxford . . . . .		143	27	—	22	192	
Danvers . . . . .		1564	174	—	279	2017	
Essex . . . . .		400	27	—	89	516	
Georgetown . . . . .		287	49	—	61	397	
GLOUCESTER							
Groveland . . . . .		1889	202	—	547	2638	
Hamilton . . . . .		308	62	—	84	454	
HAVERHILL . . . . .		511	17	—	26	554	
Ipswich . . . . .		3888	1061	—	1298	6247	
Lawrence . . . . .		958	71	—	94	1123	
LYNN . . . . .		2346	1925	—	1011	5282	
Lynnfield . . . . .		7946	1618	—	1027	10591	
Manchester . . . . .		441	63	—	69	573	
Marblehead . . . . .		533	31	—	57	621	
Merrimac . . . . .		1876	174	—	209	2259	
Methuen . . . . .		308	53	—	70	431	
Middleton . . . . .		2105	1208	—	790	4103	
Nahant . . . . .		253	37	—	30	320	
Newbury . . . . .		278	29	—	42	349	
Newburyport . . . . .		276	35	—	54	365	
North Andover . . . . .		1484	211	—	711	2406	
PEABODY . . . . .		670	294	—	168	1132	
Totals . . . . .		961	125	—	159	1245	

REPUBLICAN.  
Councillors — Continued.

District 5 — Con.		Bayard Tuckerman, Jr., of Hamilton.	Fred A. Turner of Lawrence.	All Others.	Blanks.	Total Vote.
Rockport . . . . .		611	64		215	890
Rowley . . . . .		189	15		31	235
SALEM . . . . .		4477	622		1130	6229
Salisbury . . . . .		174	99		57	330
Swampscott . . . . .		2211	203		210	2624
Topsfield . . . . .		250	10		8	268
Wenham . . . . .		425	18		27	470
West Newbury . . . . .		168	31		51	250
Totals . . . . .		43544	9334		9554	62432

District 6		Eugene A. F. Burt- nett of Somer- ville.	Joseph George Bates of Malden.	Frederick E. Bean of Medford.	Walter A. Raney of Dracut.	Orvis H. Saxby of Stoneham.	All Others.	Blanks.	Total Vote.
Arlington . . . . .	2676	610	790	132	152			716	5076
Asby . . . . .	40	14	14					22	95
Ayer . . . . .	132	31	20		11			91	293
Bedford . . . . .	159	42	26		15			106	355
Billerica . . . . .	349	105	103	162	20			206	945
Burlington . . . . .	79	20	60	7	9			33	208
Carlisle . . . . .	87	12	17	11	3			41	171
Chelmsford . . . . .	534	114	327	421	26			377	1799
Dracut . . . . .	234	63	52	1409	22			258	2638
Dunstable . . . . .	35	7	3	8	1			19	73
EVERETT . . . . .	1285	1292	780	97	206			958	4618
Groton . . . . .	297	101	78	48	16			348	888
Lexington . . . . .	1135	259	275	43	92			494	2298
Littleton . . . . .	194	40	54	26	3			64	381
LOWELL . . . . .	4247	982	1349	3911	251			2440	13180
MALDEN . . . . .	2013	2779	603	69	192			1375	7031
MEDFORD . . . . .	1632	688	3571	56	91			1176	7214
MELROSE . . . . .	2415	1217	837	83	742			1472	6766
North Reading . . . . .	106	46	32	7	108			48	347
Pepperell . . . . .	185	72	43	27	3			153	483
Reading . . . . .	1098	333	301	74	375			471	2652
Shirley . . . . .	63	19	25	4	4			24	139
SOMERVILLE . . . . .	6314	470	996	80	153			875	8888
Stoneham . . . . .	251	52	90	5	888			133	1419
Tewksbury . . . . .	177	58	62	104	15			125	541
Townsend . . . . .	96	35	41	18	78			112	380
Tyngsborough . . . . .	58	18	25	102	5			49	257
Wakefield . . . . .	649	269	316	20	169	6		304	1733
Westford . . . . .	196	42	54	89	9			125	515
Wilmington . . . . .	205	47	72	29	39			117	509
Winchester . . . . .	1391	274	374	45	104			434	2622
WOBURN . . . . .	534	137	345	25	106			181	1328
Totals . . . . .	28866	10248	11735	7132	3908	6		13347	75242

REPUBLICAN.  
Councillors — Continued.

District 7	Earl R. Anderson of Worcester.	Mary E. Armitage of Worcester.	David E. Holborn of Southbridge	Joseph V. Lathner of Worcester.	George E. Nelson of Worcester.	Edward F. Simmonson of Worcester.	All Others.	Blanks.	Total Vote.
Ashburnham . . . . .	15	5	17	13	20	12	—	37	119
Athol . . . . .	214	94	124	155	179	202	—	440	1408
Auburn . . . . .	59	13	27	79	261	59	—	46	544
Barre . . . . .	41	7	39	28	51	42	—	87	295
Bellingham . . . . .	25	8	9	12	57	10	—	37	158
Berlin . . . . .	33	6	26	40	36	14	—	28	183
Blackstone . . . . .	9	6	27	2	14	1	—	26	85
Bolton . . . . .	27	10	14	24	28	15	—	30	148
Boylston . . . . .	14	2	6	16	89	14	—	23	164
Brimfield . . . . .	12	2	59	9	7	6	—	20	115
Brookfield . . . . .	12	2	40	15	20	13	—	30	132
Charlton . . . . .	12	2	45	9	21	12	—	15	116
Clinton . . . . .	205	38	72	167	365	188	—	269	1304
Douglas . . . . .	24	4	22	20	34	11	—	10	125
Dudley . . . . .	26	9	71	23	15	16	—	41	201
East Brookfield . . . . .	5	5	16	15	11	8	—	7	67
FITCHBURG . . . . .	538	83	190	198	711	355	—	557	2632
Franklin . . . . .	134	32	68	89	147	107	—	241	818
GARDNER . . . . .	249	42	63	92	246	272	—	352	1316
Grafton . . . . .	74	22	44	65	262	88	1	160	716
Hampden . . . . .	28	6	26	17	14	14	—	41	146
Hardwick . . . . .	17	3	12	18	14	16	—	13	93
Harvard . . . . .	26	10	11	20	26	14	—	29	136
Holden . . . . .	84	31	24	59	260	128	—	53	639
Holland . . . . .	3	—	11	1	1	2	1	1	20
Hopedale . . . . .	43	21	115	58	126	49	—	55	467
Hubbardston . . . . .	16	2	15	10	14	18	—	17	92
Lancaster . . . . .	76	15	53	56	115	47	—	111	473
Leicester . . . . .	34	7	24	37	79	36	—	21	238
LEOMINSTER . . . . .	322	83	121	205	408	290	—	550	1979
Ludlow . . . . .	73	24	98	41	55	51	—	122	464
Lunenburg . . . . .	52	9	46	22	38	8	—	45	220
Mendon . . . . .	27	9	20	9	31	12	—	44	152
Millford . . . . .	219	89	204	94	344	181	—	884	2015
Millbury . . . . .	35	9	20	44	146	49	—	41	344
Millville . . . . .	2	—	1	4	10	1	—	6	24
Monson . . . . .	57	7	75	14	42	15	—	75	285
New Braintree . . . . .	1	—	5	1	7	1	—	4	19
North Brookfield . . . . .	18	6	35	25	109	11	—	33	237
Northborough . . . . .	53	19	20	70	98	46	—	57	363
Northbridge . . . . .	45	11	30	38	203	40	—	51	418
Oakham . . . . .	12	1	12	5	14	15	—	18	77
Oxford . . . . .	49	14	45	47	77	32	—	74	338
Palmer . . . . .	87	29	213	71	94	84	—	248	826
Paxton . . . . .	17	4	9	15	30	67	—	13	155
Petersham . . . . .	20	5	16	8	26	14	—	28	117
Phillipston . . . . .	7	2	3	8	15	5	—	12	52
Plainville . . . . .	75	24	57	33	84	26	—	195	494
Princeton . . . . .	14	—	20	13	24	21	—	14	106
Royalston . . . . .	9	1	9	20	7	4	—	12	62
Rutland . . . . .	25	17	16	46	71	66	—	60	301
Shrewsbury . . . . .	132	58	71	161	399	204	—	153	1178
Southborough . . . . .	45	17	25	27	68	29	—	72	283
Southbridge . . . . .	13	2	439	10	32	15	—	42	553
Spencer . . . . .	28	8	40	42	100	39	—	72	329
Sterling . . . . .	57	18	35	50	82	44	—	44	330
Sturbridge . . . . .	6	2	70	4	11	5	—	14	112
Sutton . . . . .	14	4	17	22	60	14	—	10	141
Templeton . . . . .	50	10	15	35	45	39	—	65	259
Upton . . . . .	56	21	41	66	151	29	—	122	486
Uxbridge . . . . .	47	8	25	46	94	31	—	35	286
Wales . . . . .	8	1	30	2	6	8	—	13	68
Warren . . . . .	9	4	38	9	15	13	—	21	109
Webster . . . . .	102	38	312	143	148	84	—	249	1076
West Boylston . . . . .	64	26	28	94	109	87	—	142	550
West Brookfield . . . . .	4	1	15	7	7	2	—	20	56
Westborough . . . . .	125	53	71	84	295	160	—	271	1059
Westminster . . . . .	21	6	9	16	27	45	—	27	151
Wilbraham . . . . .	47	17	67	28	48	27	—	64	298
Winchendon . . . . .	62	8	27	40	43	29	—	103	312
WORCESTER . . . . .	2451	963	545	3338	10475	4150	—	1830	23752
Wrentham . . . . .	75	20	113	34	66	37	—	112	457
Totals . . . . .	6690	2135	4378	6438	17437	7899	2	8864	53843

REPUBLICAN.  
Councillors — Continued.

District 8	William Dwight of Holyoke.	Arthur A. Hastings of Springfield.	All Others.	Blanks.	Total Vote.
Adams . . . . .	326	258	-	306	890
Agawam . . . . .	80	261	-	41	382
Alford . . . . .	6	7	-	7	20
Amherst . . . . .	603	357	-	145	1105
Ashfield . . . . .	30	40	-	26	96
Becket . . . . .	10	11	-	9	30
Belchertown . . . . .	78	94	-	40	212
Bernardston . . . . .	63	38	-	27	128
Blandford . . . . .	31	25	-	12	68
Buckland . . . . .	73	80	-	94	247
Charlemont . . . . .	64	24	-	30	118
Cheshire . . . . .	18	48	-	14	80
Chester . . . . .	31	46	-	42	119
Chesterfield . . . . .	49	29	-	22	100
CHICOPEE . . . . .	1387	1494	-	1024	3905
Clarksburg . . . . .	59	54	-	55	168
Colrain . . . . .	98	43	-	37	178
Conway . . . . .	78	27	-	34	139
Cummington . . . . .	65	45	-	20	130
Dalton . . . . .	121	102	-	36	259
Deerfield . . . . .	325	186	-	170	681
East Longmeadow . . . . .	105	249	-	40	394
Easthampton . . . . .	740	476	-	416	1632
Egremont . . . . .	25	17	-	11	53
Erving . . . . .	107	117	-	175	399
Florida . . . . .	16	18	-	9	43
Gill . . . . .	51	71	-	35	157
Goshen . . . . .	34	36	-	18	88
Granby . . . . .	142	28	-	12	182
Granville . . . . .	17	21	-	23	61
Great Barrington . . . . .	192	185	-	79	456
Greenfield . . . . .	975	948	-	636	2559
Hadley . . . . .	88	27	-	15	130
Hancock . . . . .	17	33	-	17	67
Hatfield . . . . .	68	18	-	15	101
Hawley . . . . .	14	17	-	6	37
Heath . . . . .	15	9	-	8	32
Hinsdale . . . . .	30	33	-	11	74
HOLYOKE . . . . .	2769	462	1	445	3677
Huntington . . . . .	40	51	-	21	112
Lanesborough . . . . .	92	148	-	114	354
Lee . . . . .	69	60	-	26	155
Lenox . . . . .	65	53	-	39	157
Leverett . . . . .	29	41	-	30	100
Leyden . . . . .	25	10	-	11	46
Longmeadow . . . . .	404	761	-	130	1295
Middlefield . . . . .	11	17	-	8	36
Monroe . . . . .	12	8	-	6	26
Montague . . . . .	347	314	-	383	1044
Monterey . . . . .	10	23	-	8	41
Montgomery . . . . .	3	11	-	2	16
Mount Washington . . . . .	8	3	-	1	12
New Ashford . . . . .	10	9	-	10	29
New Marlborough . . . . .	24	31	-	15	70
New Salem . . . . .	16	50	-	18	84
NORTH ADAMS . . . . .	476	677	-	345	1498
NORTHAMPTON . . . . .	1467	826	-	568	2861
Northfield . . . . .	130	150	-	103	383
Orange . . . . .	260	536	-	268	1064
Otis . . . . .	13	17	-	5	35
Pelham . . . . .	25	31	-	13	69
Peru . . . . .	4	10	-	4	18
PITTSFIELD . . . . .	1229	2175	-	894	4298
Plainfield . . . . .	13	25	-	22	60
Richmond . . . . .	33	35	-	16	84
Rowe . . . . .	21	17	-	11	49
Russell . . . . .	28	36	-	13	77
Sandisfield . . . . .	15	14	-	2	31
Savoy . . . . .	13	12	-	7	32
Sheffield . . . . .	51	46	-	23	120
Shelburne . . . . .	114	108	-	108	330
Shutesbury . . . . .	7	21	-	12	40
South Hadley . . . . .	830	148	1	80	1059
Southampton . . . . .	86	21	-	20	127
Southwick . . . . .	28	58	-	23	109
SPRINGFIELD . . . . .	3456	9300	-	1570	14326
Stockbridge . . . . .	93	57	-	32	182

REPUBLICAN.  
Councillors — Concluded.

District 8 — Con.		William Dwight of Holyoke.	Arthur A. Hastings of Springfield.	All Others.	Blanks.	Total Vote.
Sunderland . . . . .		98	17		23	138
Tolland . . . . .		15	7		—	22
Tyringham . . . . .		17	9		5	31
Ware . . . . .		77	164		72	313
Warwick . . . . .		25	34		21	80
Washington . . . . .		5	7		6	32
Wendell . . . . .		5	21		13	39
West Springfield . . . . .		353	1110		141	1604
West Stockbridge . . . . .		39	22		13	74
WESTFIELD . . . . .		468	772		195	1435
Westhampton . . . . .		36	25		10	71
Whately . . . . .		66	46		25	137
Williamsburg . . . . .		195	138		80	413
Williamstown . . . . .		185	104		102	391
Windsor . . . . .		5	10		8	23
Worthington . . . . .		29	41		9	79
Totals . . . . .		20179	24471	12	9846	54498

Senators.

Berkshire District.					Berkshire, Hampshire and Hampden District.—Con.				
	George W. Krapf of Pittsfield.	All Others.	Blanks.	Total Vote.		Edwin L. Olander of Northampton.	All Others.	Blanks.	Total Vote.
Adams . . . . .	564	—	326	890	Otis . . . . .	34	—	1	35
Cheshire . . . . .	61	—	21	82	Richmond . . . . .	73	—	11	84
Clarksburg . . . . .	117	—	51	168	Russell . . . . .	61	—	16	77
Dalton . . . . .	245	—	14	259	Sandisfield . . . . .	28	—	3	31
Florida . . . . .	34	—	9	43	Sheffield . . . . .	108	—	12	120
Hancock . . . . .	55	—	12	67	Southampton . . . . .	111	—	16	127
Hinsdale . . . . .	67	—	7	74	Southwick . . . . .	93	—	16	109
Lanesborough . . . . .	270	—	84	354	Stockbridge . . . . .	147	—	35	182
New Ashford . . . . .	19	—	10	29	Tolland . . . . .	17	—	5	22
NORTH ADAMS . . . . .	1139	—	359	1498	Tyringham . . . . .	27	—	4	31
Peru . . . . .	15	—	3	18	Washington . . . . .	15	—	7	22
PITTSFIELD . . . . .	3474	1	823	4298	West Springfield . . . . .	1390	—	214	1604
Savoy . . . . .	23	—	9	32	West Stockbridge . . . . .	60	—	14	74
Williamstown . . . . .	296	—	95	391	WESTFIELD . . . . .	1244	—	191	1435
Windsor . . . . .	16	—	7	23	Westhampton . . . . .	67	—	4	71
Totals . . . . .	6395	1	1830	8226	Totals . . . . .	8759	1	1509	10269

Berkshire, Hampshire and Hampden District.					First Bristol District.				
	Edwin L. Olander of Northampton.	All Others.	Blanks.	Total Vote.		Jarvis Hunt of North Attleborough.	All Others.	Blanks.	Total Vote.
Agawam . . . . .	325	—	57	382	ATTLEBORO . . . . .	2764	—	424	3188
Alford . . . . .	15	—	5	20	Berkley . . . . .	89	—	18	107
Becket . . . . .	24	—	6	30	Dighton . . . . .	505	—	97	602
Blandford . . . . .	59	—	9	68	Easton . . . . .	667	—	132	799
Chester . . . . .	73	—	46	119	Freetown . . . . .	285	—	125	410
Easthampton . . . . .	1274	1	357	1632	Mansfield . . . . .	985	—	306	1291
Egremont . . . . .	45	—	8	53	North Attleborough . . . . .	1665	—	233	1898
Granville . . . . .	45	—	16	61	Norton . . . . .	232	—	47	279
Great Barrington . . . . .	389	—	67	456	Raynham . . . . .	307	—	87	394
Huntington . . . . .	97	—	15	112	Rehoboth . . . . .	388	2	47	437
Lee . . . . .	121	—	34	155	Seekonk . . . . .	560	—	98	658
Lenox . . . . .	131	—	26	157	TAUNTON . . . . .	2761	1	731	3493
Monterey . . . . .	35	—	6	41	Totals . . . . .	11208	3	2345	13556
Montgomery . . . . .	16	—	—	16					
Mount Washington . . . . .	11	—	1	12					
New Marlborough . . . . .	54	—	16	70					
NORTHAMPTON . . . . .	2570	—	291	2861					

REPUBLICAN.  
Senators — Continued.

Second Bristol District.		Henry E. Kay of Fall River.	All Others.	Blanks.	Total Vote.
FALL RIVER		7467		2161	9628
Somerset		445		107	552
Swansea		675		211	886
Totals		8587		2479	11066

Third Bristol District.		Philip H. Brodeur of New Bedford.	Joseph F. Francis of Fairhaven.	William McAuliffe of New Bedford.	All Others.	Blanks.	Total Vote.
Acushnet		66	189	47		51	353
Dartmouth		137	795	191		132	1255
Fairhaven		138	1425	217		283	2063
New Bedford		2277	7662	2281		1774	13994
Westport		179	423	152		315	1069
Totals		2797	10494	2888		2555	18734

Cape and Plymouth District.		Donald W. Nichol-son of Wareham.	All Others.	Blanks.	Total Vote.	First Essex District.		Albert Cole of Lynn.	All Others.	Blanks.	Total Vote.																																																																																																																																																																																																																																																																																																																																																																																										
Barnstable		665		104	769	LYNN		9425	1	1165	10591																																																																																																																																																																																																																																																																																																																																																																																										
Bourne		255		39	294	Nahant		285		64	349																																																																																																																																																																																																																																																																																																																																																																																										
Brewster		193		51	244	Swampscott		2255		369	2624																																																																																																																																																																																																																																																																																																																																																																																										
Chatham		444		119	563	Totals		11965	1	1598	13564																																																																																																																																																																																																																																																																																																																																																																																										
Chilmark		76		23	99	<table border="1"> <thead> <tr> <th colspan="2">Second Essex District.</th> <th>Chandler Bigelow of Beverly.</th> <th>All Others.</th> <th>Blanks.</th> <th>Total Vote.</th> </tr> </thead> <tbody> <tr> <td>Dennis</td> <td></td> <td>470</td> <td></td> <td>157</td> <td>627</td> <td>BEVERLY</td> <td></td> <td>3594</td> <td>2</td> <td>780</td> <td>4376</td> </tr> <tr> <td>Duxbury</td> <td></td> <td>277</td> <td></td> <td>51</td> <td>328</td> <td>Danvers</td> <td></td> <td>1456</td> <td></td> <td>561</td> <td>2017</td> </tr> <tr> <td>Eastham</td> <td></td> <td>107</td> <td></td> <td>28</td> <td>135</td> <td>Marblehead</td> <td></td> <td>1778</td> <td></td> <td>481</td> <td>2259</td> </tr> <tr> <td>Edgartown</td> <td></td> <td>221</td> <td></td> <td>73</td> <td>294</td> <td>SALEM</td> <td></td> <td>4431</td> <td></td> <td>1798</td> <td>6229</td> </tr> <tr> <td>Falmouth</td> <td></td> <td>376</td> <td></td> <td>85</td> <td>461</td> <td>Totals</td> <td></td> <td>11259</td> <td>2</td> <td>3620</td> <td>14881</td> </tr> <tr> <td>Gay Head</td> <td></td> <td>26</td> <td></td> <td>18</td> <td>44</td> <td></td> <td></td> <td></td> <td></td> <td></td> <td></td> </tr> <tr> <td>Gosnold</td> <td></td> <td>27</td> <td></td> <td></td> <td>27</td> <td></td> <td></td> <td></td> <td></td> <td></td> <td></td> </tr> <tr> <td>Halifax</td> <td></td> <td>142</td> <td></td> <td>24</td> <td>166</td> <td></td> <td></td> <td></td> <td></td> <td></td> <td></td> </tr> <tr> <td>Hanson</td> <td></td> <td>256</td> <td></td> <td>54</td> <td>310</td> <td></td> <td></td> <td></td> <td></td> <td></td> <td></td> </tr> <tr> <td>Harwich</td> <td></td> <td>598</td> <td></td> <td>177</td> <td>775</td> <td></td> <td></td> <td></td> <td></td> <td></td> <td></td> </tr> <tr> <td>Kingston</td> <td></td> <td>215</td> <td></td> <td>68</td> <td>283</td> <td></td> <td></td> <td></td> <td></td> <td></td> <td></td> </tr> <tr> <td>Marion</td> <td></td> <td>220</td> <td></td> <td>25</td> <td>245</td> <td></td> <td></td> <td></td> <td></td> <td></td> <td></td> </tr> <tr> <td>Mashpee</td> <td></td> <td>27</td> <td></td> <td>1</td> <td>28</td> <td></td> <td></td> <td></td> <td></td> <td></td> <td></td> </tr> <tr> <td>Mattapoisett</td> <td></td> <td>134</td> <td></td> <td>18</td> <td>152</td> <td></td> <td></td> <td></td> <td></td> <td></td> <td></td> </tr> <tr> <td>Nantucket</td> <td></td> <td>404</td> <td></td> <td>335</td> <td>739</td> <td></td> <td></td> <td></td> <td></td> <td></td> <td></td> </tr> <tr> <td>Oak Bluffs</td> <td></td> <td>374</td> <td></td> <td>285</td> <td>659</td> <td></td> <td></td> <td></td> <td></td> <td></td> <td></td> </tr> <tr> <td>Orleans</td> <td></td> <td>237</td> <td></td> <td>42</td> <td>279</td> <td></td> <td></td> <td></td> <td></td> <td></td> <td></td> </tr> <tr> <td>Pembroke</td> <td></td> <td>323</td> <td></td> <td>75</td> <td>398</td> <td></td> <td></td> <td></td> <td></td> <td></td> <td></td> </tr> <tr> <td>Plymouth</td> <td></td> <td>1302</td> <td>1</td> <td>736</td> <td>2039</td> <td></td> <td></td> <td></td> <td></td> <td></td> <td></td> </tr> <tr> <td>Plympton</td> <td></td> <td>76</td> <td></td> <td>11</td> <td>87</td> <td></td> <td></td> <td></td> <td></td> <td></td> <td></td> </tr> <tr> <td>Provincetown</td> <td></td> <td>297</td> <td></td> <td>79</td> <td>376</td> <td></td> <td></td> <td></td> <td></td> <td></td> <td></td> </tr> <tr> <td>Rochester</td> <td></td> <td>77</td> <td></td> <td>7</td> <td>84</td> <td></td> <td></td> <td></td> <td></td> <td></td> <td></td> </tr> <tr> <td>Sandwich</td> <td></td> <td>84</td> <td></td> <td>19</td> <td>103</td> <td></td> <td></td> <td></td> <td></td> <td></td> <td></td> </tr> <tr> <td>Tisbury</td> <td></td> <td>381</td> <td></td> <td>111</td> <td>492</td> <td></td> <td></td> <td></td> <td></td> <td></td> <td></td> </tr> <tr> <td>Truro</td> <td></td> <td>104</td> <td></td> <td>30</td> <td>134</td> <td></td> <td></td> <td></td> <td></td> <td></td> <td></td> </tr> <tr> <td>Wareham</td> <td></td> <td>780</td> <td></td> <td>88</td> <td>868</td> <td></td> <td></td> <td></td> <td></td> <td></td> <td></td> </tr> <tr> <td>Wellfleet</td> <td></td> <td>91</td> <td></td> <td>28</td> <td>119</td> <td></td> <td></td> <td></td> <td></td> <td></td> <td></td> </tr> <tr> <td>West Tisbury</td> <td></td> <td>78</td> <td></td> <td>31</td> <td>109</td> <td></td> <td></td> <td></td> <td></td> <td></td> <td></td> </tr> <tr> <td>Whitman</td> <td></td> <td>702</td> <td></td> <td>215</td> <td>917</td> <td></td> <td></td> <td></td> <td></td> <td></td> <td></td> </tr> <tr> <td>Yarmouth</td> <td></td> <td>350</td> <td></td> <td>59</td> <td>409</td> <td></td> <td></td> <td></td> <td></td> <td></td> <td></td> </tr> <tr> <td>Totals</td> <td></td> <td>10389</td> <td>1</td> <td>3266</td> <td>13656</td> <td></td> <td></td> <td></td> <td></td> <td></td> <td></td> </tr> </tbody> </table>						Second Essex District.		Chandler Bigelow of Beverly.	All Others.	Blanks.	Total Vote.	Dennis		470		157	627	BEVERLY		3594	2	780	4376	Duxbury		277		51	328	Danvers		1456		561	2017	Eastham		107		28	135	Marblehead		1778		481	2259	Edgartown		221		73	294	SALEM		4431		1798	6229	Falmouth		376		85	461	Totals		11259	2	3620	14881	Gay Head		26		18	44							Gosnold		27			27							Halifax		142		24	166							Hanson		256		54	310							Harwich		598		177	775							Kingston		215		68	283							Marion		220		25	245							Mashpee		27		1	28							Mattapoisett		134		18	152							Nantucket		404		335	739							Oak Bluffs		374		285	659							Orleans		237		42	279							Pembroke		323		75	398							Plymouth		1302	1	736	2039							Plympton		76		11	87							Provincetown		297		79	376							Rochester		77		7	84							Sandwich		84		19	103							Tisbury		381		111	492							Truro		104		30	134							Wareham		780		88	868							Wellfleet		91		28	119							West Tisbury		78		31	109							Whitman		702		215	917							Yarmouth		350		59	409							Totals		10389	1	3266	13656						
Second Essex District.		Chandler Bigelow of Beverly.	All Others.	Blanks.	Total Vote.																																																																																																																																																																																																																																																																																																																																																																																																
Dennis		470		157	627							BEVERLY		3594	2	780	4376																																																																																																																																																																																																																																																																																																																																																																																				
Duxbury		277		51	328							Danvers		1456		561	2017																																																																																																																																																																																																																																																																																																																																																																																				
Eastham		107		28	135							Marblehead		1778		481	2259																																																																																																																																																																																																																																																																																																																																																																																				
Edgartown		221		73	294							SALEM		4431		1798	6229																																																																																																																																																																																																																																																																																																																																																																																				
Falmouth		376		85	461							Totals		11259	2	3620	14881																																																																																																																																																																																																																																																																																																																																																																																				
Gay Head		26		18	44																																																																																																																																																																																																																																																																																																																																																																																																
Gosnold		27			27																																																																																																																																																																																																																																																																																																																																																																																																
Halifax		142		24	166																																																																																																																																																																																																																																																																																																																																																																																																
Hanson		256		54	310																																																																																																																																																																																																																																																																																																																																																																																																
Harwich		598		177	775																																																																																																																																																																																																																																																																																																																																																																																																
Kingston		215		68	283																																																																																																																																																																																																																																																																																																																																																																																																
Marion		220		25	245																																																																																																																																																																																																																																																																																																																																																																																																
Mashpee		27		1	28																																																																																																																																																																																																																																																																																																																																																																																																
Mattapoisett		134		18	152																																																																																																																																																																																																																																																																																																																																																																																																
Nantucket		404		335	739																																																																																																																																																																																																																																																																																																																																																																																																
Oak Bluffs		374		285	659																																																																																																																																																																																																																																																																																																																																																																																																
Orleans		237		42	279																																																																																																																																																																																																																																																																																																																																																																																																
Pembroke		323		75	398																																																																																																																																																																																																																																																																																																																																																																																																
Plymouth		1302	1	736	2039																																																																																																																																																																																																																																																																																																																																																																																																
Plympton		76		11	87																																																																																																																																																																																																																																																																																																																																																																																																
Provincetown		297		79	376																																																																																																																																																																																																																																																																																																																																																																																																
Rochester		77		7	84																																																																																																																																																																																																																																																																																																																																																																																																
Sandwich		84		19	103																																																																																																																																																																																																																																																																																																																																																																																																
Tisbury		381		111	492																																																																																																																																																																																																																																																																																																																																																																																																
Truro		104		30	134																																																																																																																																																																																																																																																																																																																																																																																																
Wareham		780		88	868																																																																																																																																																																																																																																																																																																																																																																																																
Wellfleet		91		28	119																																																																																																																																																																																																																																																																																																																																																																																																
West Tisbury		78		31	109																																																																																																																																																																																																																																																																																																																																																																																																
Whitman		702		215	917																																																																																																																																																																																																																																																																																																																																																																																																
Yarmouth		350		59	409																																																																																																																																																																																																																																																																																																																																																																																																
Totals		10389	1	3266	13656																																																																																																																																																																																																																																																																																																																																																																																																

REPUBLICAN.  
Senators — Continued.

Third Essex District.		Cornelius F. Haley of Rowley.	All Others.	Blanks.	Total Vote.
Essex . . . . .		387		129	516
GLOUCESTER . . . . .		2042		596	2638
Hamilton . . . . .		457		97	554
Ipswich . . . . .		904		219	1123
Lynnfield . . . . .		428		145	573
Manchester . . . . .		495		126	621
Middleton . . . . .		243		77	320
Newbury . . . . .		280		85	365
NEWBURYPORT . . . . .		1680		726	2406
PEABODY . . . . .		919		326	1245
Rockport . . . . .		642		248	890
Rowley . . . . .	2	222		11	235
Topsfield . . . . .		213		55	268
Wenham . . . . .		373		97	470
West Newbury . . . . .		179		71	250
Totals . . . . .	2	9464		3008	12474

Fourth Essex District.		Frank D. Babcock of Haverhill.	All Others.	Blanks.	Total Vote.
Amesbury . . . . .		892		313	1205
Andover . . . . .		1429		311	1740
Boxford . . . . .		161	1	30	192
Georgetown . . . . .		296		101	397
Groveland . . . . .		367		87	454
HAVERHILL . . . . .		5049		1198	6247
Merrimac . . . . .		309		62	431
North Andover . . . . .		878		254	1132
Salisbury . . . . .		228		102	330
Totals . . . . .		9669	1	2458	12128

Fifth Essex District.		No nomination	Scattering votes	Total Vote.
				99

Franklin and Hampshire District.		James A. Gunn of Montague.	All Others.	Blanks.	Total Vote.
Amherst . . . . .		1000		105	1105
Ashfield . . . . .		82		14	96
Belchertown . . . . .		183		29	212
Bernardston . . . . .		113	1	14	128
Buckland . . . . .		191		56	247
Charlemont . . . . .		106		12	118
Chesterfield . . . . .		93		7	100
Colrain . . . . .		165		13	178
Conway . . . . .		114		25	139
Cummington . . . . .		116		14	130
Deerfield . . . . .		529		152	681
Erving . . . . .		273		399	
Gill . . . . .		133		24	157
Goshen . . . . .		79		9	88
Granby . . . . .		166		16	182
Greenfield . . . . .		2130		429	2559
Hadley . . . . .		114		16	130
Hatfield . . . . .		87		14	101
Hawley . . . . .		35		2	37
Heath . . . . .		27		5	32
Leverett . . . . .		92		8	100
Leyden . . . . .		39		7	46

Franklin and Hampshire District—Con.		James A. Gunn of Montague.	All Others.	Blanks.	Total Vote.
Middlefield . . . . .		32		4	36
Monroe . . . . .		21		5	26
Montague . . . . .		782		262	1044
New Salem . . . . .		79		5	84
Northfield . . . . .		340		43	383
Orange . . . . .		919	1	144	1064
Pelham . . . . .		61		8	69
Plainfield . . . . .		57		3	60
Rowe . . . . .		40		9	49
Shelburne . . . . .		271		59	330
Shutesbury . . . . .		29		11	40
South Hadley . . . . .		927	1	131	1059
Sunderland . . . . .		121		17	138
Ware . . . . .		234		79	313
Warwick . . . . .		32		6	80
Wendell . . . . .		74		7	39
Whately . . . . .		112		25	137
Williamsburg . . . . .		355		58	413
Worthington . . . . .		74		5	79
Totals . . . . .		10427	3	1978	12408

First Hampden District.		Edmund S. Oppenheimer of Springfield.	All Others.	Blanks.	Total Vote.
East Longmeadow . . . . .		345		49	394
Longmeadow . . . . .		1154		141	1295
SPRINGFIELD:					
Wards 2, 3, 4, 5, 6, 7, 8 . . . . .		11642	2	1667	13311
Totals . . . . .		13141	2	1857	15000

Second Hampden District.		Chester T. Skibinski of Chicopee.	All Others.	Blanks.	Total Vote.
CHICOPEE . . . . .		3178		727	3905
HOLYOKE . . . . .		3013		664	3677
SPRINGFIELD:					
Ward 1 . . . . .		817		198	1015
Totals . . . . .		7008		1589	8597

First Middlesex District.		Arthur W. Hollis of Newton.	All Others.	Blanks.	Total Vote.
Framingham . . . . .		2331		701	3032
MARLBOROUGH . . . . .		1183		371	1554
NEWTON . . . . .		11243	1	1637	12881
Wayland . . . . .		405	106	511	1022
Weston . . . . .		823	2	70	895
Totals . . . . .		15985	109	3290	19384



REPUBLICAN.  
Senators — Continued.

Second Middlesex District.		Arthur F. Blanchard of Cambridge.	Anna C. M. Tillinghast of Cambridge.	All Others.	Blanks.	Total Vote.
Belmont		3887	1356	—	660	5903
CAMBRIDGE:						
Wards 4, 5, 6, 7, 8, 9, 10, 11		3713	2211	—	622	6546
Totals		7600	3567	—	1282	12449

Third Middlesex District.		John F. Foster of Somerville.	All Others.	Blanks.	Total Vote.
SOMERVILLE		7862	—	1026	8888

Fourth Middlesex District.		Angier L. Goodwin of Melrose.	Robert P. Anderson of Malden.	Soren Willesen of Malden.	All Others.	Blanks.	Total Vote.
EVERETT		1909	706	1504	1	498	4618
MALDEN		2204	824	3396	—	607	7031
MELROSE		5175	599	688	—	304	6766
Totals		9288	2129	5588	1	1409	18415

Fifth Middlesex District.		George G. Moyses of Waltham.	Anthony Julian of Watertown.	Philip J. Lembo of Watertown.	All Others.	Blanks.	Total Vote.
Acton		407	234	17	—	36	694
Boxborough		28	39	1	—	3	71
Concord		497	861	27	—	56	1441
Hudson		254	274	19	—	47	594
Lincoln		118	245	7	—	23	393
Maynard		522	185	24	—	105	836
Stow		81	121	4	—	8	214
Sudbury		234	176	15	—	18	443
WALTHAM		3442	1605	66	—	242	5355
Watertown		1642	2142	101	—	117	4002
Totals		7225	5882	281	—	655	14043

Sixth Middlesex District.		Harris S. Richard-son of Winchester.	All Others.	Blanks.	Total Vote.
Arlington		4493	—	583	5076
MEDFORD		5586	—	1628	7214
Winchester		2449	—	173	2622
WOBURN		1198	—	130	1328
Totals		13726	—	2514	16240

REPUBLICAN.  
Senators — Continued.

Seventh Middlesex District.		Joseph R. Cotton of Lexington.	Joseph LaBelle of Lowell.			
Bedford		294	23			355
Billerica		671	168			945
Burlington		178	18			208
Lexington		2069	108			2298
LOWELL:						
Wards 1, 9, 10		1101	671			2032
North Reading		291	17			347
Reading		2384	85			2652
Stoneham		1246	40			1419
Tewksbury		378	88			541
Wakefield		1540	46			1733
Wilmington		400	44			509
Totals		10552	1308			13039

Eighth Middlesex District.		Frank Clark of Lowell.	Harold W. Hartwell, Jr., of Lowell.	Charles H. LeDuc of Lowell.	Joseph F. Montminy of Lowell.	Carl A. E. Peterson of Chelmsford.	Victor L. Picard of Lowell.	John Cutler Preston of Lowell.	William J. White, Jr., of Lowell.			
Ashly		6	23	1	1	19	1	5	22			95
Ayer		23	46	3	4	48	1	8	22			293
Carlisle		13	27	1	4	63	4	8	23			171
Chelmsford		30	54	1	123	1236	11	134	132			1799
Draeut		79	418	39	589	174	73	133	342			2638
Dunstable		1	3		10	23		11	13			73
Groton		83	123	6	41	130	10	56	128			888
Littleton		29	81	3	28	96	3	42	52			381
LOWELL:												
Wards 2, 3, 4, 5, 6, 7, 8, 11		384	1665	192	3948	769	585	1259	1706			11148
Pepperell		37	56	6	10	156	6	24	71			483
Shirley		13	30			44	1	4	31			139
Townsend		36	33	12	5	146	6	13	57			380
Tyngsborough		6	30	1	31	90	3	38	42			257
Westford		17	32	12	77	200	1	73	61			515
Totals		757	2621	257	4868	3194	705	1808	2766			18660

Norfolk District.		John D. Mackay of Quincy.	Avery W. Gilkerson of Quincy.			
Braintree		2382	1238			467
Milton		2276	1138			569
QUINCY		6298	4987			667
Randolph		314	293			49
Totals		11270	7656			1752

Norfolk and Middlesex District.		Thomas F. Malloy of Medway.	Mason Sears of Dedham.	Walter E. Wragg of Westwood.			
Ashland		106	274	75			518
Dedham		101	2259	131			2555
Dover		123	176	41			361
Holliston		149	279	113			600
Hopkinton		123	168	49			377
Medfield		207	157	84			485
Medway		603	67	46			736

REPUBLICAN.  
Senators — Continued.

Norfolk and Middlesex District—Con.	Thomas F. Malloy of Medway.	Mason Sears of Dedham.	Walter E. Wraggs of Westwood.	All Others.	Blanks.	Total Vote.
Millis . . . . .	311	47	64		27	449
Natick . . . . .	355	632	323		133	1443
Needham . . . . .	298	2250	478		234	3260
Norfolk . . . . .	134	66	96		64	360
Norwood . . . . .	328	872	340		89	1529
Sherborn . . . . .	38	124	32		14	208
Walpole . . . . .	170	357	180		53	760
Wellesley . . . . .	173	2101	528		264	3066
Westwood . . . . .	69	285	376		29	759
Totals . . . . .	3188	10114	2936		1208	17466

Norfolk and Plymouth District.	Newland H. Holmes of Weymouth.	Richard F. Paul of Canton.	All Others.	Blanks.	Total Vote.
Abington . . . . .	381	328		93	802
Avon . . . . .	108	123		23	264
Canton . . . . .	165	485		24	674
Cohasset . . . . .	223	297		25	555
Foxborough . . . . .	285	265		89	639
Hanover . . . . .	266	135		66	467
Hingham . . . . .	499	350		61	910
Holbrook . . . . .	456	145		160	761
Hull . . . . .	239	53		67	359
Marshfield . . . . .	425	111		92	628
Norwell . . . . .	105	253		40	398
Rockland . . . . .	474	284		254	1012
Scituate . . . . .	399	309		161	869
Seituate . . . . .	209	346		39	594
Sharon . . . . .	324	339		33	696
Stoughton . . . . .	1901	779		195	2875
Weymouth . . . . .	6469	4612		1422	12503
Totals . . . . .					

Norfolk and Suffolk District.	Sybil H. Holmes of Brookline.	All Others.	Blanks.	Total Vote.
Brookline . . . . .	6416		837	7255
BOSTON: Wards 21, 22 . . . . .	3449		500	3956
Totals . . . . .	9865	9	1337	11211

Plymouth District.	Charles G. Miles of Brockton.	Ralph W. Copeland of Brockton.	All Others.	Blanks.	Total Vote.
Bridgewater . . . . .	334	127		44	505
BROCKTON . . . . .	6135	2032		583	8770
Carver . . . . .	59	28		15	102
East Bridgewater . . . . .	261	66		25	352
Lakeville . . . . .	128	45		32	205
Middleborough . . . . .	518	260		94	872
West Bridgewater . . . . .	303	77		21	401
Totals . . . . .	7758	2635		814	11207

**REPUBLICAN.**  
*Senators — Continued.*

<b>First Suffolk District.</b>				Walter L. Butler of Revere,	James C. Doyle of Revere,	George Fred Mitch- ell of Revere.	All Others.	Blanks	Total Vote.
CHelsea				476	240	506		446	1668
REVERE				945	1628	2382		897	5852
Saugus				916	407	906		425	2654
Winthrop				844	451	1066		725	3086
Totals				3181	2726	4860		2493	13260

<b>Second Suffolk District.</b>				Joseph A. Langone, Jr., of Boston.	All Others.	Blanks.	Total Vote.	<b>Fourth Suffolk District.</b>				
BOSTON: Wards 1, 2, 3				987	13	876	1876	No nomination. Scattering votes				16

<b>Third Suffolk District.</b>				Laurence Curtis of Boston.	All Others.	Blanks.	Total Vote.	<b>Fifth Suffolk District.</b>											
BOSTON: Wards 4, 5				6166	-	849	7015	BOSTON: Wards 9, 10, 11				1973	-	796	2769				
CAMBRIDGE: Wards 1, 2, 3				556	-	172	728	<b>Sixth Suffolk District.</b>				Earl H. Selhoield of Boston.							
Totals				6722	-	1021	7743									David M. Brack- man of Boston.			
BOSTON: Wards 12, 19, 20				7219	1115	1	942	All Others.				Blanks.							
Totals				7219	1115	1	942	9277											

<b>Seventh Suffolk District.</b>									
No nomination. Scattering votes									35

<b>Eighth Suffolk District.</b>				Thomas M. Burke of Boston.	Elliott Greenwood Jollimore of Boston.	William H. McDer- mott of Boston.	Abraham Spigel of Boston.	All Others.	Blanks.	Total Vote.
BOSTON: Wards 14, 17, 18				3209	889	730	2730	15	1358	8931

<b>First Worcester District.</b>				Leo A. J. Charbon- neau of Worees- ter.	Harry Longwell of Worcester.	William J. Morrison of Worcester.	Ralph C. Willough- by of Worcester.	All Others.	Blanks.	Total Vote.
WORCESTER: Wards 5, 6, 7, 8, 9				2850	4162	730	2115	-	1218	11075

REPUBLICAN.

Senators — Concluded.

Second Worcester District.	Evelyn C. Bjorkman of Worcester.	Eldridge E. Campbell of Worcester.	John Dempster of Worcester.	John J. Hester of Worcester.	Charles H. Hill of Worcester.	Harold R. Lundgren of Worcester.	Roy G. A. Petteyson of Worcester.	Arthur T. Swenson of Worcester.	All Others.	Blanks.	Total Vote.
WORCESTER: Wards 1, 2, 3, 4, 10	2619	2089	299	617	1020	3205	1032	974	-	822	12677

Third Worcester District.	Edward H. Nutting of Leominster.	Guy A. Hubbard of Fitchburg.	George W. Stanton of Fitchburg.	All Others.	Blanks.	Total Vote.
Ashburnham	59	35	16	-	9	119
Athol	815	180	258	-	154	1408
FITCHBURG	922	1355	239	1	116	2632
GARDNER	789	128	226	-	172	1316
LEOMINSTER	1474	214	181	1	110	1979
Lunenburg	131	69	14	-	6	202
Phillipston	36	4	-	-	3	52
Royalston	53	3	5	-	1	62
Templeton	166	39	33	-	21	259
Westminster	89	49	8	-	5	151
Winchendon	200	51	44	-	17	312
Totals	4734	2127	1033	12	614	8510

Fourth Worcester District.	Wilfred P. Bazinet of Webster.	All Others.	Blanks.	Total Vote.	Worcester and Hampden District.	Thomas H. Johnston of Clinton.	All Others.	Blanks.	Total Vote.
Auburn	413	-	131	544	Barre	222	-	73	295
Bellingham	115	-	43	158	Berlin	171	-	12	183
Blackstone	65	-	20	85	Bolton	129	1	18	148
Douglas	108	-	17	125	Boylston	141	-	23	164
Franklin	597	-	221	818	Brimfield	97	-	18	115
Grafton	523	-	193	716	Brookfield	108	-	24	132
Hopedale	416	-	51	467	Charlton	100	-	16	116
Mendon	120	-	32	152	Clinton	1092	-	212	1304
Milford	889	-	1126	2015	Dudley	129	-	72	201
Millbury	252	-	92	344	East Brookfield	55	-	12	67
Millville	17	-	7	24	Hampden	118	-	28	146
Northborough	302	-	61	363	Hardwick	79	-	14	93
Northbridge	346	-	72	418	Harvard	125	-	11	136
Oxford	251	-	87	338	Holden	579	-	60	639
Plainville	315	-	179	494	Holland	14	1	5	20
Shrewsbury	881	-	297	1178	Hubbardston	78	-	14	92
Southborough	221	-	62	283	Lancaster	412	-	61	473
Sutton	120	1	20	141	Leicester	206	-	32	238
Upton	316	2	168	486	Ludlow	358	-	106	464
Uxbridge	241	-	45	286	Monson	228	-	57	285
Webster	941	-	135	1076	New Braintree	17	-	2	19
Westborough	720	-	339	1059	North Brookfield	211	-	26	237
Wrentham	334	-	123	457	Oakham	70	-	7	77
Totals	5503	3	3521	12027	Palmer	538	-	288	826
					Paxton	142	-	13	155
					Petersham	101	-	16	117
					Princeton	96	-	10	106
					Rutland	242	-	59	301
					Southbridge	426	-	127	553
					Spencer	206	-	123	329
					Sterling	306	-	24	330
					Sturbridge	95	-	17	112
					Wales	56	-	12	68
					Warren	87	1	21	109
					West Boylston	470	-	80	550
					West Brookfield	46	1	9	56
					Wilbraham	255	-	43	298
					Totals	7805	4	1745	9554

REPUBLICAN.  
Representatives in the General Court.  
County of Barnstable.

First District.		William A. Jones of Barnstable,	All Others,	Blanks,	Total Vote.
Barnstable		684	1	84	769
Bourne		246		48	294
Falmouth		389		72	461
Mashpee		26			28
Sandwich		66		15	103
Totals		1433	1	221	1653

Second District.		E. Hayes Small of Truro.	Frank H. Barnett of Provincetown.	Oscar J. Cahoon of Harwich,	Herbert C. Chase of Dennis.	Edwin F. Eldredge of Chatham.	I. Grafton Howes of Dennis.	All Others,	Blanks,	Total Vote.
Brewster		55	1	41	1	105	39		3	244
Chatham		35		37	5	456	26		4	563
Dennis		120	9	49	53	72	310		14	627
Eastham		70		10	2	34	16		1	135
Harwich		50		498	9	176	31		209	975
Orleans		97		43		77	51		9	279
Provincetown		165	147	2	6	36	15		5	376
Truro		115	6			11	2			134
Wellfleet		68		6	1	17	24		1	119
Yarmouth		119	3	31	25	41	185		5	409
Totals		894	174	717	101	1025	699		251	3861

County of Berkshire.

First District.		J. Bernard Roland of North Adams.	Elias R. Doble of North Adams.	All Others,	Blanks,	Total Vote.
Clarksburg		75	77		16	168
Florida		5	38			43
NORTH ADAMS		560	821		116	1498
Totals		640	936	1	132	1709

Second District.		Elmer J. McCulloch of Adams.	All Others,	Blanks,	Total Vote.
Adams		667		223	890
Cheshire		67		15	82
Savoy		27		5	32
Williamstown		291		100	391
Totals		1052		343	1395

**REPUBLICAN.**  
*Representatives in the General Court — Continued.*  
**County of Berkshire — Concluded.**

Third District.		William A. Akeroyd of Lanesborough.	Harry D. Sisson of Pittsfield.	Albert W. Barris of Pittsfield.	Joseph E. Fazaker- ley of Pittsfield.	Arthur Hemmen- way of Pittsfield.	Thomas Ketchka of Lanesborough.	Edward J. Laramée of Pittsfield.	Arthur William Milne of Pitts- field.	All Others.	Blanks.	Total Vote.
Hancock . . . . .		40	30	16	15	6	23	11	20			201
Lanesborough . . . . .		200	147	48	79	27	162	42	76		281	1062
New Ashford . . . . .			10						4		31	87
PITTSFIELD . . . . .		2571	2611	1246	1307	540	984	978	1052		1665	12894
Richmond . . . . .		33	62	36	15	9	23	12	39		23	252
Totals . . . . .		2852	2865	1349	1421	584	1214	1045	1191		1980	11496

Fourth District.				Fifth District.					
	Lawrence A. Ha- worth of Dalton	All Others.	Blanks.	Total Vote.		Paul W. Foster of Great Barrington.	All Others.	Blanks.	Total Vote.
Becket . . . . .	24		6	30	Alford . . . . .	17		3	20
Dalton . . . . .	245		14	259	Egremont . . . . .	41	12	10	53
Hinsdale . . . . .	68		6	74	Great Barrington . . . . .	359		97	456
Lee . . . . .	121		34	155	Monterey . . . . .	32		9	41
Lenox . . . . .	138		19	157	Mount Washington . . . . .	11		1	12
Otis . . . . .	33		2	35	New Marlborough . . . . .	60		10	70
Peru . . . . .	15		3	18	Sandisfield . . . . .	29		2	31
Tyringham . . . . .	28		3	31	Sheffield . . . . .	107		13	120
Washington . . . . .	16		6	22	Stockbridge . . . . .	155	1	26	182
Windsor . . . . .	21		4	25	West Stockbridge . . . . .	61		13	74
Totals . . . . .	709		95	804	Totals . . . . .	872	3	184	1059

**County of Bristol.**

First District.		Francis J. Kelley of North Attleboro- ough.	Henry E. Wright of Attleboro.	Arthur F. Gehring of Attleboro.	Francis S. Man- chester of Attle- boro.	All Others.	Blanks.	Total Vote.
ATTLEBORO . . . . .		1755	2366	331	1005		919	6376
North Attleborough . . . . .		1743	937	200	458		458	3796
Totals . . . . .		3498	3303	531	1463		1377	10172

Second District.		Halo L. Baldini of Mansfield.	William H. Lyons of Mansfield.	Royal B. Patriquin of Mansfield.	All Others.	Blanks.	Total Vote.
Easton . . . . .		85	216	407		91	799
Mansfield . . . . .		259	330	667		35	1291
Norton . . . . .		20	114	110		35	279
Totals . . . . .		364	660	1184		161	2369

Third District.		Noah Lennane of Taunton.	Albert F. Porter of Raynham.	Ralph L. Ricketson of Taunton.	All Others.	Blanks.	Total Vote.
Raynham . . . . .		30	213	136		15	394
TAUNTON . . . . .		273	456	678		100	1507
Wards 5, 7, 8 . . . . .		303	909	811		115	1901
Totals . . . . .							

**REPUBLICAN.**  
*Representatives in the General Court — Continued.*  
**County of Bristol — Continued.**

Fourth District.				Walter R. Baylies of Taunton.	Robert Heap of Taunton.	All Others.	Blanks.	Total Vote.								
TAUNTON:				1188	537	—	62	1787								
Wards 1, 2, 3, 4 . . . . .																
Fifth District.				Stephen L. French of Swansea.	George S. Mycock of Freetown.	Frank R. Read of Seekonk.	All Others.	Total Vote.								
Berkley . . . . .			32	43	26	—	6	107								
Dighton . . . . .			282	198	80	—	42	602								
Freetown . . . . .			35	321	44	—	10	410								
Rehoboth . . . . .			129	75	220	—	13	437								
Seekonk . . . . .			138	62	459	—	19	658								
Swansea . . . . .			622	85	149	—	30	886								
TAUNTON:																
Ward 6 . . . . .			21	57	82	1	38	199								
Totals . . . . .			1259	841	1040	1	158	3299								
Sixth District.				Alfred M. Besette of New Bedford.	Theophile Jean Des Roches of New Bedford.	Samuel A. Good- fellow of New Bedford.	John J. Treadwell, Jr., of Acushnet.	James Woodacre of New Bedford.	All Others.	Blanks.	Total Vote.					
Acushnet . . . . .			223	131	80	77	45	—	—	150	706					
NEW BEDFORD:																
Wards 1, 2 . . . . .			2844	1734	1511	208	583	—	—	1492	8372					
Totals . . . . .			3067	1865	1591	628	—	—	—	1642	9078					
Seventh District.		Philip Earnet, of New Bedford.			F. Eben Brown of Fairhaven.	Ethel K. Chase of New Bedford.	Charles A. Connor of Fairhaven.	Charles R. Dugdale of Fairhaven.	Edward R. Hart- way of New Bed- ford.	James E. Healey of New Bedford.	William J. Mahey of New Bedford.	Ezra J. Swift of New Bedford.	Fielding H. Walsh of New Bedford.	All Others.	Blanks.	Total Vote.
Fairhaven . . . . .		1021		1411	69	127	332	110	18	192	87	43	—	563	4126	
NEW BEDFORD:																
Wards 3, 4 . . . . .		2147	273	358	1268	341	42	299	1080	171	657	498	148	1	937	8220
Totals . . . . .		3168	372	412	2679	410	169	631	1199	189	849	585	191	1	1500	12346
Eighth District.		John M. Cawley of New Bedford.			John D. Pratt of New Bedford.	Henry A. Bart- kewicz of New Bedford.			Thomas Gagnon of Dartmouth.	William J. Harding of New Bedford.	Arthur N. Harri- man of New Bed- ford.			All Others.	Blanks.	Total Vote.
Dartmouth . . . . .		709		967	17	36		36	64	311	—	—	—	406	2510	
NEW BEDFORD:																
Wards 5, 6 . . . . .		3353	2613	184	39	524	2352	—	1	2330	1	—	—	2736	11396	
Totals . . . . .		4062	3580	201	75	588	2663	—	1	2736	1	—	—	2736	13906	



**REPUBLICAN.**  
*Representatives in the General Court — Continued.*

**County of Bristol — Concluded.**

Ninth District.		August Guilmett of Fall River.	Stephen H. Hand- field of Fall River.	Walter Holt of Fall River.	Jan. Pietraszek of Fall River.	Henry St. Pierre of Fall River.	James A. Taylor of Fall River.	All Others.	Blanks.	Total Vote.
FALL RIVER: Wards 1, 2	423	593	1288	312	1078	482	-	1312	5488	

Tenth District.										
FALL RIVER: Wards 3, 4.	No nomination.—No votes cast.									

Eleventh District.		Arnold F. Chace of Somerset.	Allen J. McDermott of Fall River.	Louis A. Sisco of Fall River.	All Others.	Blanks.	Total Vote.
FALL RIVER: Wards 5, 7, 9	1086	1438	420	-	1284	4228	
Somerset	430	338	63	-	273	1104	
Totals	1516	1776	483	-	1557	5332	

Twelfth District.		Chester W. Bery- man of Fall River.	Roméo J. Chabot of Fall River.	George F. Dean of Westport.	Roland Desjardins of Fall River.	Oscar J. Gagnon of Fall River.	Isaac Hurdle of Fall River.	W. George Hutch- inson of Fall River.	Joseph Plante of Fall River.	Total Vote.
FALL RIVER: Wards 6, 8	156	579	686	499	321	216	374	497	497	
Westport	15	34	634	46	33	25	27	46	46	
Totals	171	613	1320	545	354	241	401	543	543	

Twelfth District — Con.		Cyrus C. Rouse- ville of Fall River.	Arthur W. Slater of Fall River.	Frank R. Slocum of Westport.	William F. Thomas of Fall River.	Joseph P. Violette of Fall River.	All Others.	Blanks.	Total Vote.
FALL RIVER: Wards 6, 8	2006	1082	129	442	195	-	-	2402	8584
Westport	324	92	384	37	1	1	-	439	2138
Totals	2330	1174	513	479	196	1	-	2841	10722

**County of Dukes County.**

First District.		Joseph A. Sylvia of Oak Bluffs.	Allan Keniston of West Tisbury.	All Others.	Blanks.	Total Vote.
Chilmark	35	66	-	-	-	99
Edgartown	124	167	-	-	-	291
Gay Head	40	15	-	-	-	55
Gosnold	15	-	-	-	-	15
Oak Bluffs	487	164	-	-	-	651
Tisbury	146	341	-	-	-	487
West Tisbury	20	88	-	-	-	108
Totals	864	835	-	-	-	1724



REPUBLICAN.

Representatives in the General Court — Continued.

County of Essex — Continued.

Sixth District.		William Beaulieu of Lawrence.	Gilbert E. Calvert of Lawrence.	Giordano R. Cannon of Andover.	Peter Joseph Dugan of Lawrence.	Paul A. L'Antigua of Andover.	William McCoubrie of Andover.	All Others.	Blanks.	Total Vote.
Andover	. . .	114	151	1070	97	660	587	—	801	3480
LAWRENCE:										
Ward 6	. . .	260	419	291	188	123	212	—	577	2070
Totals	. . .	374	570	1361	285	783	799	—	1378	5550

Seventh District.		Rolph E. Williams of Danvers.	Harold D. Stone of Danvers.	George H. Williams of Danvers.	All Others.	Blanks.	Total Vote.
Boxford	. . .	116	35	28	—	13	192
Danvers	. . .	931	635	367	—	84	2017
Middleton	. . .	134	141	34	—	11	320
Topsfield	. . .	140	39	72	—	17	268
Totals	. . .	1321	850	501	—	125	2797

Eighth District.		Joseph F. Luz of Peabody.	All Others.	Blanks.	Total Vote.
PEABODY:					
Wards 2, 3, 4, 5, 6	. . .	762	—	139	901

Ninth District.		Charles W. Ames of Lynn.	Franklin E. Cornhus of Lynn.	William E. Sexton of Lynn.	J. Lester Smith of Lynn.	John L. Southwick, Jr., of Peabody.	Charles Symonds of Lynn.	All Others.	Blanks.	Total Vote.
LYNN:										
Wards 2, 5	. . .	1502	546	352	434	670	962	5	849	5320
PEABODY:										
Ward 1	. . .	89	40	17	80	244	51	—	167	688
Totals	. . .	1591	586	369	514	914	1013	5	1016	6008

Tenth District.		William Henry Haskell of Lynnfield.	Fred A. Hutchinson of Lynn.	Frederick Bancroft Willis of Saugus.	Elmer H. Burke of Lynn.	All Others.	Blanks.	Total Vote.
LYNN:								
Wards 1, 6, 7	. . .	2096	2461	1965	1087	—	1505	9114
Lynnfield	. . .	517	378	338	112	—	374	1719
Saugus	. . .	1817	1928	2113	538	—	1566	7962
Totals	. . .	4430	4767	4416	1737	—	3445	18795

**REPUBLICAN.**  
*Representatives in the General Court — Continued.*

**County of Essex — Continued.**

Eleventh District.		William A. Boddwin of Lynn.	Morton E. York of Lynn.	Joseph S. Daven- port of Lynn.	Edward James Har- rington of Lynn.	Humphrey Owen of Lynn.	Alfred N. Steele of Lynn.	Frank L. Whipple of Lynn.	All Others.	Blanks	Total Vote.
LYNN:											
Wards 3, 4		2986	3161	526	1592	662	682	2673	-	2397	14679
Nahant		192	232	40	116	23	19	152	-	273	1047
Totals		3178	3393	566	1708	685	701	2825	-	2670	15726

Twelfth District.		Malcolm L. Bell of Marblehead.	Joseph Martin of Marblehead.	Frederick W. Mc- Carthy of Mar- blehead	Lester B. Morley of Swampscott.	All Others.	Blanks.	Total Vote
Marblehead		1491	934	406	1023	-	664	4518
SALEM:								
Ward 5		1013	508	927	487	-	1485	4420
Swampscott		1603	486	161	2056	-	942	5248
Totals		4107	1928	1494	3566	-	3091	14186

Thirteenth District.		J. Elmer Callahan of Salem	Adam F. Stefauski of Salem	All Others.	Blanks.	Total Vote
SALEM:						
Wards 1, 2, 3		1221	973	-	240	2434

Fourteenth District.		Arthur J. Callahan of Salem	Arthur H. Crosby of Salem	Stephen W. Francis of Salem.	All Others	Blanks	Total Vote.
SALEM:							
Wards 4, 6		186	600	740	-	58	1584

Fifteenth District.		Russell P. Brown of Beverly	Hollis I. Braegton of Beverly.	Timothy J. Hayes of Beverly	George E. Smith of Hamilton.	All Others	Blanks	Total Vote.
BEVERLY		3110	702	1068	2207	-	1665	8752
Hamilton		280	29	27	488	-	284	1108
Wenham		279	36	26	376	-	223	940
Totals		3669	767	1121	3071	-	2172	10800

**REPUBLICAN.**  
*Representatives in the General Court — Continued.*  
**County of Essex — Concluded.**

Sixteenth District.			Grover N. Dodge of Essex.	George H. Newell of Gloucester.				
Essex			474	29	—	—	13	516
GLOUCESTER:								
Wards 4, 5, 6, 8			548	563	—	—	56	1167
Manchester			389	179	—	—	53	621
Totals			1411	771	—	—	122	2304

Seventeenth District.			Vincent John Charlie of Rock- port.	Edward Milford Currier of Glou- cester.	Henry L. Marshall of Rockport.	William G. Reed of Rockport.	Ralph W. Wilson of Gloucester.		
GLOUCESTER:									
Wards 1, 2, 3, 7		152	119	531	393	215	—	61	1471
Rockport		240	15	198	390	30	—	17	890
Totals		392	134	729	783	245	—	78	2361

Eighteenth District.			Harland Burke of Ipswich.	William F. Rannels of Newburyport.	Henry M. Duggan of Newburyport.	Andrew J. Gillis of Newburyport.	Herbert W. Sim- mons of New- buryport.		
Georgetown		264	153	73	49	48	—	207	794
Groveland		262	175	143	38	62	—	228	908
Ipswich		1007	427	136	79	72	—	525	2246
Newbury		227	202	120	34	44	—	103	730
NEWBURYPORT		803	1205	1221	262	176	—	1145	4812
Rowley		190	95	77	26	19	—	63	470
West Newbury		138	134	65	23	36	—	104	500
Totals		2891	2391	1835	511	457	—	2375	10460

**County of Franklin.**

First District.			Frederic B. Dole of Shelburne.	Frederick E. Rowe of Deerfield.				
Ashfield			70	17	—	—	9	96
Bernardston			95	30	—	—	3	128
Buckland			182	49	—	—	16	247
Charlemont			95	17	—	—	5	118
Colrain			154	18	—	—	6	178
Conway			84	41	—	—	14	139
Deerfield			258	390	—	—	33	681
Hawley			36	1	—	—	—	37
Heath			31	—	—	—	1	32
Leverett			70	23	—	—	7	100
Leyden			25	20	—	—	1	46
Monroe			22	1	—	—	3	26
Northfield			276	68	—	—	39	383
Rowe			38	8	—	—	3	49
Shelburne			292	31	—	—	7	330
Shutesbury			22	17	—	—	1	40
Sunderland			92	40	—	—	6	138
Whately			57	73	—	—	7	137
Totals			1861	844	1	—	161	2905

**REPUBLICAN.**  
*Representatives in the General Court — Continued.*  
**County of Franklin — Continued.**

Second District.		Frederick E. Pierce of Greenfield.	All Others.	Blanks.	Total Vote.
Greenfield . . . . .		2137	1	422	2559
<b>Third District.</b>					
		Ralph C. Mahar of Orange.	All Others.	Blanks.	Total Vote.
Erving . . . . .		254	1	145	399
Gill . . . . .		131	1	26	157
Montague . . . . .		739	1	305	1044
New Salem . . . . .		79	1	5	84
Orange . . . . .		971	1	92	1064
Warwick . . . . .		75	1	5	80
Wendell . . . . .		33	1	6	39
Totals . . . . .		2282	1	584	2867

**County of Hampden.**

First District.		William F. Griswold of Palmer.	Rutherford F. White of Ludlow.	All Others.	Blanks.	Total Vote.		
Brimfield . . . . .		79	27	1	9	115		
Holland . . . . .		13	5	1	12	20		
Ludlow . . . . .		88	351	1	25	464		
Monson . . . . .		200	52	1	33	285		
Palmer . . . . .		569	152	1	104	826		
Wales . . . . .		42	13	1	12	68		
Totals . . . . .		991	600	12	185	1778		
<b>Second District.</b>								
		Donald A. Mac- Donald of West Springfield.	William J. Sessions of Hampden.	Oren K. Gilbert of Wilbraham.	Mitchell A. Labuda of Wilbraham.	All Others.	Blanks.	Total Vote.
Agawam . . . . .		271	220	82	18	52	121	764
Blandford . . . . .		40	48	14	1	1	34	136
Chester . . . . .		63	65	12	5	4	87	238
East Longmeadow . . . . .		222	300	129	18	4	115	788
Granville . . . . .		21	41	11	12	12	45	122
Hampden . . . . .		52	91	64	14	1	73	292
Longmeadow . . . . .		889	839	326	27	23	486	2590
Montgomery . . . . .		9	11	7	1	1	4	32
Russell . . . . .		48	52	15	5	1	32	154
Southwick . . . . .		62	69	32	4	12	49	218
Tolland . . . . .		14	21	6	1	1	3	44
West Springfield . . . . .		1378	901	421	75	14	419	3208
Wilbraham . . . . .		88	141	202	32	7	126	596
Totals . . . . .		3157	2799	1321	200	111	1594	9182

**REPUBLICAN.**  
*Representatives in the General Court — Continued.*  
**County of Hampden — Concluded.**

<b>Third District.</b>			Wilfred Joseph Chevalier of Springfield.	Anthony J. Cirillo of Springfield.			Total Vote.
SPRINGFIELD: Ward 1	678	176	-	161	-	All Others.	1015
<b>Fourth District.</b>				Carl Harris Colwell of Springfield.			Total Vote.
SPRINGFIELD: Wards 2, 8	2023	-	335	-	All Others.	Blanks.	2358
<b>Fifth District.</b>		Norman E. Cowles of Springfield.	Vincent A. Curto of Springfield.	Louis C. Gaines of Springfield.			Total Vote.
SPRINGFIELD: Ward 3	901	688	531	-	227	All Others.	2347
<b>Sixth District.</b>			Keith F. Fletcher of Springfield.	Justin F. Hoar of Springfield.			Total Vote.
SPRINGFIELD: Ward 4	1508	526	-	184	-	All Others.	2218
<b>Seventh District.</b>			Tycho Mounitz Pet- ersen of Spring- field.	William S. Lowe of Springfield.			Total Vote.
SPRINGFIELD: Ward 5	1515	557	-	110	-	All Others.	2182
<b>Eighth District.</b>		Richard H. Stacey of Springfield.	Archie F. Bruce of Springfield.	John Hyde, Jr., of Springfield.			Total Vote.
SPRINGFIELD: Ward 6	1207	673	112	-	153	All Others.	2145

REPUBLICAN.  
*Representatives in the General Court — Continued.*  
 County of Hampden — Continued.

<b>Ninth District.</b>								
SPRINGFIELD: Ward 7 . . . . .				1865	-	196		2061
							All Others.	Blanks.
								Total Vote.
<b>Tenth District.</b>								
CHICOPEE: Wards 1, 2, 4, 5 . . . . .	728	392	1261		-	130		2511
							All Others.	Blanks.
								Total Vote.
<b>Eleventh District.</b>								
CHICOPEE: Wards 3, 6, 7 . . . . .			1074		-	320		1394
							All Others.	Blanks.
								Total Vote.
<b>Twelfth District.</b>								
HOLYOKE: Wards 1, 2, 4 . . . . .		519	245		-	65		829
							All Others.	Blanks.
								Total Vote.
<b>Thirteenth District.</b>								
HOLYOKE: Wards 3, 6 . . . . .		510	566		-	96		1172
							All Others.	Blanks.
								Total Vote.
<b>Fourteenth District.</b>								
HOLYOKE: Wards 5, 7 . . . . .		598	987		-	91		1676
							All Others.	Blanks.
								Total Vote.



**REPUBLICAN.**  
*Representatives in the General Court — Continued.*  
**County of Hampden — Concluded.**

<b>Fifteenth District.</b>		Clarence H. Fuller of Westfield.	All Others.	Blanks.	Total Vote.
WESTFIELD . . . . .		1200	1	234	1435

**County of Hampshire.**

<b>First District.</b>		John W. Ewing of Northampton.	Ralph Lerche of Northampton.	William H. Shea of Northampton.	Guido Zanone of Northampton.	All Others.	Blanks.	Total Vote.
NORTHAMPTON . . . . .		724	1103	630	280		124	2861

<b>Second District.</b>		George L. Barrus of Goshen.	William E. Parker of Easthampton.	John F. Shaw of Easthampton.	All Others.	Blanks.	Total Vote.
Chesterfield . . . . .	76	9	12			3	100
Cummington . . . . .	97	11	14			8	130
Easthampton . . . . .	209	683	625			115	1632
Goshen . . . . .	82	—	6			—	88
Huntington . . . . .	53	26	21			12	112
Middlefield . . . . .	12	13	6			5	36
Plainfield . . . . .	46	7	7			2	60
Southampton . . . . .	60	26	35			6	127
Westhampton . . . . .	47	10	13			1	71
Williamsburg . . . . .	283	68	44			18	413
Worthington . . . . .	42	35	9			3	79
Totals . . . . .	1007	876	792			173	2848

<b>Third District.</b>		Albert Bergeron of Amherst.	Rollo A. Prentiss of South Hadley.	All Others.	Blanks.	Total Vote.
Amherst . . . . .		947	123		35	1105
Granby . . . . .		94	81		7	182
Hadley . . . . .		101	20		9	130
Hatfield . . . . .		53	35		13	101
South Hadley . . . . .		452	547	1	59	1059
Totals . . . . .		1647	806	1	123	2577

<b>Fourth District.</b>					Total Vote.
No nomination . . . . .					2
Scattering votes . . . . .					—

**County of Middlesex.**

<b>First District.</b>		Howard A. Doyle of Cambridge.	All Others.	Blanks.	Total Vote.
CAMBRIDGE: Wards 1, 2, 3 . . . . .		481		975	1456

REPUBLICAN.

Representatives in the General Court — Continued.

County of Middlesex — Continued.

Second District.		Lloyd J. Canfield of Cambridge.	Harold O. Davis of Cambridge.	Morrell S. Edgerly of Cambridge.	Robert A. Enquist of Cambridge.	Arthur L. Lavigne of Cambridge.	Herbert H. McSorley of Cambridge.	George J. Mickle of Cambridge.	George E. Squire of Cambridge.	Chester R. Swenson of Cambridge.	All Others.	Blanks.	Total Vote.
CAMBRIDGE:													
Wards 4, 5, 6	428	328	488	277	183	181	340	245	1438	-	918	4826	
Third District.		George H. Christensen of Cambridge.	Alice A. Hathaway of Cambridge.	George Harvey Hull of Cambridge.	Paul E. Lane of Cambridge.	Edmond P. Nadreau of Cambridge.	William Henry Tibbetts of Cambridge.	All Others.	Blanks.	Total Vote.			
CAMBRIDGE:													
Wards 7, 8, 9, 10, 11	1403	2061	2214	1245	293	2120	-	3063	12399				
Fourth District.		William B. Baker of Newton.	Warren K. Brimblecom of Newton.	Robert G. Lawrence of Newton.	All Others.	Blanks.	Total Vote.						
NEWTON:													
Wards 1, 2, 3, 7	3736	3452	1612	-	2434	11234							
Fifth District.		Douglass B. Francis of Newton.	Clarence S. Luitwiler of Newton.	Paul M. Goddard of Newton.	John Temperley of Newton.	All Others.	Blanks.	Total Vote.					
NEWTON:													
Wards 4, 5, 6	4147	2816	3598	1653	-	2314	14528						
Sixth District.		H. Edward Snow of Natick.	All Others.	Blanks.	Total Vote.								
Natick	1215	-	228	1443									
Seventh District.		Albert W. Bullock of Waltham.	George Chauncey Consens of Waltham.	Richard I. Furbush of Waltham.	George M. MacDonald of Waltham.	J. Frederick Oakes of Waltham.	Earle S. Tyler of Watertown.	All Others.	Blanks.	Total Vote.			
WALTHAM													
Watertown	3014	2898	3144	1040	2096	1591	11	2282	16065				
Totals	1423	1616	2176	717	977	3070	2027	4309	12006				
	4437	4514	5320	1757	3073	4661			28071				

**REPUBLICAN.**  
*Representatives in the General Court — Continued.*  
**County of Middlesex — Continued.**

<b>Eighth District.</b>		Charles W. Olson of Ashland.	Paul C. Hanna of Holliston.	*Charles Holmes Roberts, Jr., of Frammingham.	*Carl A. Sheridan of Frammingham.	Clarence A. Wood of Hopkinton.	All Others.	Blanks.	Total Vote.
Ashland . . . . .		339	90	203	235	53	—	116	1036
Frammingham . . . . .		1599	470	1534	1511	160	—	794	6068
Holliston . . . . .		160	361	234	230	43	1	171	1200
Hopkinton . . . . .		195	114	66	99	150	—	130	754
<b>MARLBOROUGH:</b>									
Ward 1 . . . . .		194	81	130	85	33	—	109	632
Sherborn . . . . .		96	103	71	78	20	—	48	416
Totals . . . . .		2583	1219	2238	2238	459	1	1368	10106

\*Tie Vote; Roberts chosen by convention of town committees.

<b>Ninth District.</b>		Romeo J. Gadbois of Marlborough.	All Others.	Blanks.	Total Vote.
<b>MARLBOROUGH:</b>					
Wards 2, 3, 4, 5, 6, 7 . . . . .		976	—	265	1241

<b>Tenth District.</b>		Howard F. King of Maynard.	Joseph S. Sappett of Hudson.	Avery W. Steele of Boxborough.	All Others.	Blanks.	Total Vote.
Boxborough . . . . .		6	5	59	—	1	71
Hudson . . . . .		45	290	236	—	23	594
Maynard . . . . .		416	24	359	1	36	836
Stow . . . . .		68	21	112	—	12	314
Totals . . . . .		535	340	766	2	72	1715

<b>Eleventh District.</b>		John H. Valentine of Chelmsford.	Charles S. Coulter of Acton.	George M. Heath- cote of Westford.	All Others.	Blanks.	Total Vote.
Acton . . . . .		332	228	101	—	32	693
Bedford . . . . .		214	20	85	—	36	355
Carlisle . . . . .		60	34	65	—	12	171
Chelmsford . . . . .		1379	75	280	—	65	1799
Littleton . . . . .		245	34	75	—	27	381
Westford . . . . .		277	12	206	—	20	515
Totals . . . . .		2507	403	812	—	192	3914

REPUBLICAN.  
Representatives in the General Court — Continued.  
County of Middlesex — Continued.

Twelfth District.		Otto B. Olsen of Pepperell.	Fred Carpenter of Groton.	All Others	Blanks.	Total Vote.
Ashby . . . . .		42	39		14	95
Ayer . . . . .		126	149		18	293
Dunstable . . . . .		35	28		10	73
Groton . . . . .		170	695		23	888
Pepperell . . . . .		284	188		11	483
Shirley . . . . .		70	66		3	139
Townsend . . . . .		247	93		40	380
Tyngsborough . . . . .		101	118		38	257
Totals . . . . .		1075	1376		157	2608

Thirteenth District.		Otis M. Whitney of Concord.	All Others	Blanks.	Total Vote.
Concord . . . . .		1323		118	1441
Lincoln . . . . .		338		55	393
Sudbury . . . . .		377	4	62	443
Wayland . . . . .		407	4	104	511
Weston . . . . .		826		69	895
Totals . . . . .		3271	4	408	3683

Fourteenth District.		Wilfred J. Aclim of Lowell.	Frank E. MacLean of Lowell.	Raymond T. Wilde of Lowell.	George Avon of Lowell.	Albert Bergeron of Lowell.	John B. Caddell of Lowell.	Henry V. Charbon- neau of Lowell.	Joseph T. Dussault of Lowell.	All Others	Blanks.	Total Vote.
LOWELL: Wards 3, 4, 6, 7, 8 . . . . .		4397	3347	2969	1081	3138	2701	2115	2213	—	3866	25860

Fifteenth District.				Sixteenth District.					
	John Martin Souza of Lowell.	All Others	Blanks.	Total Vote.		Albert L. Bourgeois of Lowell.	All Others.	Blanks.	Total Vote.
LOWELL: Wards 1, 2, 10, 11 . . . . .	1200	—	2264	3464	LOWELL: Wards 5, 9 . . . . .	2538	—	290	2828

Seventeenth District.		Herbert L. Trull of Tewksbury.	Arthur R. Haller- borg of Billerica.	Frederick J. Mac- Quaide of Wil- mington.	Leo C. Roth of Draught	All Others.	Blanks.	Total Vote.
Billerica . . . . .		421	459	428	15		22	945
Burlington . . . . .		149	233	233	3		10	208
Draught . . . . .		888	631	229	986		104	2038
Tewksbury . . . . .		423	13	24	65		16	541
Wilmington . . . . .		218	10	252	12		17	509
Totals . . . . .		2099	536	356	1081	—	169	4241

**REPUBLICAN.**  
*Representatives in the General Court — Continued.*  
**County of Middlesex — Continued.**

Eighteenth District.		Arthur W. Coolidge of Reading.	Gustave W. Everberg of Woburn.	All Others.	Blanks.	Total Vote.
North Reading	.	306	234	—	154	694
Reading	.	2470	2087	—	747	5304
WOBURN	.	1060	1189	—	407	2656
Totals	.	3836	3510	—	1308	8654

Nineteenth District.		Joseph A. Hines of Wakefield.	All Others.	Blanks.	Total Vote.
Wakefield	.	1592	4	137	1733

Twentieth District.		Lawrence H. Davis of Everett.	Anthony LaCourt of Everett.	Joseph W. Lohdell of Everett.	John B. Nordgren of Everett.	All Others.	Blanks.	Total Vote.
EVERETT	.	3536	538	1297	1481	—	2384	9236

Twenty-first District.		William R. Gilman of Malden.	William A. Hastings of Malden.	John V. Kimball of Malden.	Elmer B. Chesley of Malden.	Perlie L. Davenport of Malden.	Esther D. Jordan of Malden.	William Kennedy Mason of Malden.	Vernon C. Newman of Malden.	All Others.	Blanks.	Total Vote.
MALDEN	.	3663	3386	3915	1608	1338	1186	486	1616	—	3895	21093

Twenty-second District.		Joseph A. Milano of Melrose.	Theodore P. Hollis of Stoneham.	Maude M. Johnson of Melrose.	All Others.	Blanks.	Total Vote.
MELROSE	.	4445	3466	3695	—	1926	15532
Stoneham	.	871	1193	333	—	441	2838
Totals	.	5316	4659	4028	—	2367	16370

Twenty-third District.		Michael J. Passarelli of Somerville.	All Others.	Blanks.	Total Vote.
SOMERVILLE: Ward 2	.	256	—	109	365

REPUBLICAN.

Representatives in the General Court — Continued.

County of Middlesex — Concluded.

<b>Twenty-fourth District.</b>										
SOMERVILLE:			Philip J. Beyer, Jr. of Somerville.	Anthony DiCicco, Jr., of Somerville.	Harvey E. Frost of Somerville.	George L. Leavitt of Somerville.	-	All Others	Blanks.	Total Vote.
Wards 1, 3, 4, 5 . . . . .	1924	1960	3214	2011	-	3536	12645			
<b>Twenty-fifth District.</b>										
SOMERVILLE:		Hiram N. Dearborn of Somerville.	Philip Sherman of Somerville.	Allan Roy Kingston of Somerville.			All Others	Blanks	Total Vote.	
Wards 6, 7 . . . . .	2239	2699	2188	-	1490	8616				
<b>Twenty-sixth District.</b>										
MEDFORD . . . . .		Robert P. Campbell of Medford.	Arthur L. Young- man of Medford.	Thomas M. Connell of Medford.	Edward Hollaud of Medford.	Walter E. Lawrence of Medford.	James H. McGowan of Medford.	James W. Norton of Medford.	Willard Nelson Price of Medford.	All Others Blanks. Total Vote.
4095	3874	652	1982	3198	349	2173	1313	4006	21642	
<b>Twenty-seventh District.</b>										
Belmont . . . . .						John W. Vaughan of Belmont.		All Others	Blanks	Total Vote.
					5039	-	864	5903		
<b>Twenty-eighth District.</b>										
Arlington Lexington Totals . . . . .		Nelson B. Crosby of Arlington.	Hollis M. Gott of Arlington.	Carl A. Everberg of Arlington	Charles E. Fergu- son of Lexington.		All Others	Blanks	Total Vote.	
		3244	3289	1485	1074		1060	10152		
		742	720	351	1821		962	4596		
		3986	4009	1836	2895		2022	14748		
<b>Twenty-ninth District.</b>										
Winchester . . . . .				William Eben Ramsdell of Win- chester.			All Others	Blanks.	Total Vote.	
				2377	-	245	2622			

**REPUBLICAN.**  
*Representatives in the General Court — Continued.*  
**County of Nantucket.**

**First District.**

Nantucket . . . . .			Robert S. Backus of Nantucket.	492	95	All Others.	152	Blanks.	739	Total Vote.
---------------------	--	--	-----------------------------------	-----	----	-------------	-----	---------	-----	-------------

**County of Norfolk.**

**First District.**

Dedham . . . . .		James Austin Peck- ham of Wellesley.		1052	1106	1528			5110
Needham . . . . .			Gilbert W. C. Cox of Needham.	1034	1674	2340		1424	6520
Wellesley . . . . .				2615	1099	1440		978	6132
<b>Totals</b> . . . . .				4701	3879	5308	— — —	3874	17762

**Second District.**

Brookline . . . . .		Albert F. Bigelow of Brookline.	Philip G. Bowker of Brookline.	5897	5861	4939	Chester A. Bailey of Brookline.	—	All Others.	3517	21765	Total Vote.
---------------------	--	------------------------------------	-----------------------------------	------	------	------	------------------------------------	---	-------------	------	-------	-------------

**Third District.**

QUINCY: Wards 1, 2, 3 . . . . .	Eddie D. Carson of Quincy.	Joseph L. Whiton of Quincy.	Stanley S. Bates of Quincy.	2224	2254	1487	143	1332	1137	—	All Others.	1689	10266	Total Vote.
------------------------------------	-------------------------------	--------------------------------	--------------------------------	------	------	------	-----	------	------	---	-------------	------	-------	-------------

**Fourth District.**

QUINCY: Wards 4, 5, 6 . . . . .			Arthur I. Burgess of Quincy.		5154	5482	—	All Others.	3002	13638	Total Vote.
------------------------------------	--	--	---------------------------------	--	------	------	---	-------------	------	-------	-------------

**Fifth District.**

Weymouth . . . . .		Julian R. Merchant of Weymouth.	Everett E. Callahan of Weymouth.		2040	730	—	All Others.	105	2875	Total Vote.
--------------------	--	------------------------------------	-------------------------------------	--	------	-----	---	-------------	-----	------	-------------

## REPUBLICAN.

## Representatives in the General Court — Continued.

## County of Norfolk — Continued.

<b>Sixth District.</b>		Henry W. Grady of Braintree.	Raymond P. Palmer of Braintree.	Albert E. Roberts of Braintree.	John M. Southwick of Braintree.	All Others.	Blanks.	Total Vote.
Braintree . . . . .	451	1734	1635	129			138	4087
<b>Seventh District.</b>		Josiah Babcock of Milton.	William F. Hobbs, Jr., of Milton.	All Others.			Blanks.	Total Vote.
Milton . . . . .		2906	880				197	3983
<b>Eighth District.</b>		Herbert A. Baker of Norwood.	Charles F. Holman of Norwood.	Frederic W. Kingman of Norwood.	All Others.		Blanks.	Total Vote.
Norwood . . . . .	628	564	295				42	1529
Walpole . . . . .	124	302	308				26	760
Totals . . . . .	752	866	603				68	2289
<b>Ninth District.</b>		Roy C. Smith of Holbrook.	Joseph M. Veracka of Avon.	All Others.			Blanks.	Total Vote.
Avon . . . . .		153	106				5	264
Holbrook . . . . .		676	41				44	761
Randolph . . . . .		542	56				58	656
Totals . . . . .		1371	203				107	1681
<b>Tenth District.</b>		Roger Dennett of Sharon.	All Others.				Blanks.	Total Vote.
Canton . . . . .		600					74	674
Sharon . . . . .		523					71	594
Stoughton . . . . .		606					88	696
Totals . . . . .		1729					233	1964
<b>Eleventh District.</b>		Sydney G. Carpenter, Jr., of Norfolk.	Arthur D. Hill of Norfolk.	Robert E. Hill of Franklin.	Clarence F. Telford of Plainville.	All Others.	Blanks.	Total Vote.
Foxborough . . . . .	257	171	30	142			39	639
Franklin . . . . .	506	243	24	24			21	818
Norfolk . . . . .	200	146	6	5			7	360
Plainville . . . . .	35	32	6	402			19	494
Wrentham . . . . .	203	129	11	105			11	457
Totals . . . . .	1201	721	73	676			97	2768



**REPUBLICAN.**  
*Representatives in the General Court — Continued.*  
**County of Norfolk — Concluded.**

Twelfth District.						Rudolph F. King of Millis.	All Others.	Blanks.	Total Vote.
Bellingham	.	.	.	.	.	137		21	158
Dover	.	.	.	.	.	310		51	361
Medfield	.	.	.	.	.	400		85	485
Medway	.	.	.	.	.	614		122	736
Millis	.	.	.	.	.	380		69	449
Westwood	.	.	.	.	.	611		148	759
Totals	.	.	.	.	.	2452		496	2948

**County of Plymouth.**

First District.						Ira C. Ward of Plymouth.	Robert D. Kiernan of Wareham.	Hugh R. Maraghy of Plymouth.	All Others.	Blanks.	Total Vote.
Plymouth	.	.	.	.	.	1371	45	555		68	2039
Wareham	.	.	.	.	.	127	692	282		27	868
Totals	.	.	.	.	.	1498	737	577		95	2907

Second District.						Ruth K. Arnold of Pembroke.	Robert S. Boles of Marshfield.	Nathaniel Tilden of Scituata.	All Others.	Blanks.	Total Vote.
Duxbury	.	.	.	.	.	150	106	52		20	328
Kingston	.	.	.	.	.	125	51	56		51	283
Marshfield	.	.	.	.	.	125	399	85		19	628
Norwell	.	.	.	.	.	153	57	169		19	398
Pembroke	.	.	.	.	.	226	16	154		2	398
Scituata	.	.	.	.	.	90	120	633		26	869
Totals	.	.	.	.	.	869	749	1149		137	2904

Third District.						John Q. Knowles of Hull.	All Others.	Blanks.	Total Vote.		
Cohasset (Norfolk County)	.	.	.	.	.			443	40	72	555
Hingham	.	.	.	.	.			325	24	78	910
Hull	.	.	.	.	.			314	2	43	359
Totals	.	.	.	.	.			1582	49	193	1824

Fourth District.						Frederick M. Berni- coat of Hanover.	Norman S. Whitting of Rockland.	All Others.	Blanks.	Total Vote.
Hanover	.	.	.	.	.	422	35		10	467
Hanson	.	.	.	.	.	252	41		17	310
Rockland	.	.	.	.	.	518	466		28	1012
Totals	.	.	.	.	.	1192	542		55	1789

REPUBLICAN.

Representatives in the General Court — Continued.

County of Plymouth — Concluded.

Fifth District.		William A. Brown of Abington.	George L. Cote of Whitman.	Fred J. Trombly, Jr., of Whitman.	All Others	Blanks	Total Vote
Abington	.	583	108	96		15	802
Whitman	.	431	59	391		36	917
Totals	.	1014	167	487		51	1719

Sixth District.				Seventh District.				
		Leo F. Nourse of Bridgewater.	Total Vote.			George Ward Stet- son of Middle- borough.	Total Vote.	
Bridgewater	.	448	55	505	Carver	98	4	102
East Bridgewater	.	290	62	352	Lakeville	187	18	205
Halifax	.	142	24	166	Marion	221	24	245
Plympton	.	79	8	87	Mattapoisett	131	21	152
West Bridgewater	.	315	86	401	Middleborough	806	66	872
Totals	.	1274	235	1511	Rochester	78	6	84
		All Others.			Totals	1521	139	1660

Eighth District.		Adolph Johnson of Brookton	Dalva J. Mansbach of Brookton.	All Others.	Blanks.	Total Vote.
BROCKTON: Wards 3, 4	.	1989	1032		103	3124

Ninth District.		Malcolm R. Arnold of Brookton.	Louis N. Chapman of Brookton.	Leander M. Chur- duck of Brookton.	Fred I. Elliott of Brookton.	William A. Farley, Jr., of Brookton.	Harvey Iris of Brookton.	Patrick Mahoney of Brookton.	C. Gust. Nelson of Brookton	All Others.	Blanks.	Total Vote.
BROCKTON: Wards 1, 2, 5	.	1185	552	949	240	644	1813	82	567		920	6952

Tenth District.		Florence M. Bart- lett of Brookton.	Leonard H. Eller- shaw of Brookton.	L. Linwood Gray of Brookton.	All Others.	Blanks.	Total Vote.
BROCKTON: Wards 6, 7	.	124	1121	798		127	2170

County of Suffolk.

First District.		Ernest B. Kraayten- berg of Boston.	All Others.	Blanks.	Total Vote.
BOSTON: Ward 1	.	331	22	1750	2103





**REPUBLICAN.**  
*Representatives in the General Court — Continued.*  
**County of Suffolk — Continued.**

<b>Seventeenth District.</b>												
BOSTON: Ward 17 . . . . .				Walter A. Bennett of Boston.	John T. Githbons, Sr., of Boston.	Herbert Milton Shumway of Bos- ton.	All Others.	Blanks	Total Vote.			
			1440		802	928	1	1635	4806			
<b>Eighteenth District.</b>												
BOSTON: Ward 18 . . . . .	Harry Vernon Al- ward of Boston.	S. Thomas Falcone of Boston.	Stephen L. Hughes of Boston.	Almer Gray Messin- ger of Boston.	Diamon V. Mosler of Boston.	Joseph M. O'Brien of Boston.	James T. Thoms of Boston.	George I. Towner of Boston.	Alphonse G. Waltha of Boston.	All Others.	Blanks.	Total Vote.
	519	420	876	1208	635	244	385	357	109	7	1360	6120
<b>Nineteenth District.</b>												
No nomination.												
Scattering votes . . . . .												249
<b>Twentieth District.</b>												
BOSTON: Ward 20 . . . . .				Eric A. Nelson of Boston.	Elias J. Michael of Boston.	Fred G. Tessin, Jr., of Boston	John R. Yates of Boston.	All Others.	Blanks.	Total Vote.		
			3441	951	1337	1063	1	1694	8486			
<b>Twenty-first District.</b>												
BOSTON: Ward 21 . . . . .	Andrew F. Carlin of Boston.	James Pierce Blake of Boston.	Louis Lohel of Bos- ton.				All Others.	Blanks.	Total Vote.			
	1354	453	666				2	298	2773			
<b>Twenty-second District.</b>												
BOSTON: Ward 22 . . . . .	John Doherty of Boston.	George A. McCul- loch of Boston.					All Others.	Blanks.	Total Vote.			
	445	513					1	225	1183			
<b>Twenty-third District.</b>												
CHELSEA: Wards 1, 2, 3 . . . . .						Joseph A. Melley of Chelsea.	All Others.	Blanks.	Total Vote.			
						387	1	164	551			

**REPUBLICAN.**  
*Representatives in the General Court — Continued.*  
**County of Suffolk — Concluded.**

Twenty-fourth District.		George A. Innes of Chelsea.	Benjamin Alpert of Chelsea.	Frederick B. Ho- bart of Chelsea.	Edward A. McCar- thy of Chelsea.	-	All Others.	Blanks.	Total Vote.
CHELSEA:									
Wards 4, 5	.	282	132	358	278	-	-	67	1117

Twenty-fifth District.		Warren M. Camp- bell of Revere.	Peter J. Jordan of Revere.	Louis E. Mahoney, Jr., of Revere.	John J. Riley of Revere.	Thomas Morton Sayward of Re- vere.	-	All Others.	Blanks.	Total Vote.
REVERE	.	2794	2411	968	1368	1071	-	-	3092	11704

Twenty-sixth District.		Walter G. Baker of Winthrop.	Charles A. Colton of Winthrop.	Albert T. Hayes of Winthrop.	Roy W. Pigeon of Winthrop.	-	All Others.	Blanks.	Total Vote.
Winthrop	.	926	345	617	1144	-	-	54	3086

**County of Worcester**

First District.		Charles H. Cooke of Athol.	Clarence E. Deane of Athol.	Frederick W. Hiller of Barre.	-	All Others.	Blanks.	Total Vote.
Athol	.	955	356	71	-	-	26	1408
Barre	.	187	44	45	-	-	19	295
Petersham	.	72	36	2	-	-	7	117
Phillipston	.	27	18	3	-	-	4	52
Totals	.	1241	454	121	-	-	56	1872

Second District.		Hugh C. Hunter of Gardner.	Charles J. Camp- bell of Rutland.	Herman Pehrsson of Gardner.	-	All Others.	Blanks.	Total Vote.
GARDNER	.	978	509	499	-	-	645	2632
Hubbardston	.	52	54	23	-	-	55	184
Royalston	.	46	31	17	-	-	30	124
Rutland	.	100	259	84	-	-	159	602
Templeton	.	199	145	93	-	-	83	518
Winchendon	.	229	134	101	-	-	160	624
Totals	.	1604	1132	817	-	-	1132	4686

**REPUBLICAN.**  
*Representatives in the General Court — Continued.*  
**County of Worcester — Continued.**

Third District.				Fourth District.					
	George E. Rice of Spencer.	All Others.	Blanks.	Total Vote.		Edward William Staves of Southbridge.	All Others.	Blanks.	Total Vote.
Hardwick . . . . .	78	15	93	Brookfield . . . . .	95	169	264		
New Braintree . . . . .	14	5	19	Charlton . . . . .	85	20	127		
North Brookfield . . . . .	207	30	237	East Brookfield . . . . .	55	77	134		
Oakham . . . . .	65	12	77	Southbridge . . . . .	480	223	403		
Paxton . . . . .	140	15	155	Sturbridge . . . . .	90	16	118		
Spencer . . . . .	245	84	329	Warren . . . . .	96	15	107		
Totals . . . . .	749	161	910	West Brookfield . . . . .	44	28	40		
				Totals . . . . .	945	304	1041		
							2290		

Fifth District.							
	Arthur R. McLean of Webster.	Leo Piniarski of Webster.	Manford R. Spalding of Auburn.	Charles N. Turner of Oxford.	All Others.	Blanks.	Total Vote.
Auburn . . . . .	136	31	377	266	278	1088	
Dudley . . . . .	97	49	55	63	135	402	
Leicester . . . . .	65	18	132	131	130	476	
Oxford . . . . .	86	11	149	202	228	676	
Webster . . . . .	586	385	301	219	661	2152	
Totals . . . . .	970	494	1017	881	1432	4794	

Sixth District.				Seventh District.					
	Carl L. Smith of Millbury.	All Others.	Blanks.	Total Vote.		John W. Lasell of Northbridge.	All Others.	Blanks.	Total Vote.
Douglas . . . . .	112	13	125	Blackstone . . . . .	70	15	85		
Millbury . . . . .	241	92	333	Hopedale . . . . .	422	45	467		
Millville . . . . .	18	6	24	Mendon . . . . .	125	27	152		
Sutton . . . . .	111	30	141	Northbridge . . . . .	388	30	418		
Uxbridge . . . . .	243	43	286	Totals . . . . .	1005	117	1122		
Totals . . . . .	725	184	909						

Eighth District.								
	Nathan Rosenfeld of Milford.	Christopher J. Tyrrell of Westborough.	Earl G. Crockett of Upton.	George F. Grayson of Milford.	Philip H. Prouty of Shrewsbury.	All Others.	Blanks.	Total Vote.
Grafton . . . . .	436	335	163	147	90	261	1432	
Milford . . . . .	1139	306	780	630	30	1145	4030	
Shrewsbury . . . . .	456	444	286	165	530	475	2356	
Southborough . . . . .	91	150	82	67	51	125	566	
Upton . . . . .	132	154	309	143	45	188	972	
Westborough . . . . .	333	906	263	91	56	469	2118	
Totals . . . . .	2587	2295	1883	1243	802	2663	11474	





**REPUBLICAN.**  
*Representatives in the General Court — Concluded.*  
**County of Worcester — Concluded.**

Fifteenth District.				Sixteenth District.							
WORCESTER: Ward 4	Howard O. Stanton of Worcester.	All Others.	Blanks.	Total Vote.	No nomination. Scattering votes						
	676	-	246	922							
Seventeenth District.				Gustaf A. Carlson of Worcester.	Oscar W. Hagberg of Worcester.	All Others.	Blanks.	Total Vote.			
WORCESTER: Ward 6				2131	496	-	211	2838			
Eighteenth District.				Hollis H. Ball of Worcester.	Arthur Brotherton of Worcester.	Edmund P. Hogle of Worcester.	George M. Kerr of Worcester.	John Todd Sloan of Worcester.	All Others.	Blanks.	Total Vote.
WORCESTER: Ward 7				811	813	351	463	335	-	150	2923
Nineteenth District.								John J. Sheridan of Worcester.	All Others.	Blanks.	Total Vote.
WORCESTER: Ward 8								1219	-	277	1496
Twentieth District.				J. Francis South gate of Worcester.	William F. Bennett of Worcester.	G. Wayne Gibbs of Worcester.	Albert H. Moss of Worcester.	All Others.	Blanks.	Total Vote.	
WORCESTER: Ward 9				1260	907	360	352	-	152	3031	
Twenty-first District.				Frank Clarkson of Worcester.	George A. Beams of Worcester.	John H. Burke of Worcester.	Wilbur P. Davis of Worcester.	All Others.	Blanks.	Total Vote.	
WORCESTER: Ward 10				1343	582	130	933	-	141	3129	

**REPUBLICAN.**  
*District Attorney.*

Suffolk District.		Bernard Ginsburg of Boston.	Malcolm F. Nichols of Boston.	All Others.	Blanks.	Total Vote.
BOSTON		8405	23376	14	5843	37638
CHELSEA		407	893	-	368	1668
REVERE		939	3362	-	1551	5852
Winthrop		325	2225	-	536	3086
Totals		10076	29856	14	8298	48244
Northern District.		Warren L. Bishop of Wayland.	Robert F. Bradford of Cambridge.	All Others.	Blanks.	Total Vote.
Acton		261	400	-	33	694
Arlington		1634	3254	-	188	5076
Ashby		37	45	-	13	95
Ashland		287	176	-	55	518
Ayer		107	144	-	42	293
Bedford		156	172	-	27	355
Belmont		1889	3600	-	414	5903
Billerica		469	383	-	93	945
Boxborough		28	42	-	1	71
Burlington		65	136	-	7	208
CAMBRIDGE		2287	4393	-	594	7274
Carlisle		40	120	-	11	171
Chelmsford		745	842	-	212	1799
Concord		157	1228	-	56	1441
Dracut		903	808	-	327	2038
Dunstable		33	31	-	9	73
EVERETT		2131	2084	-	403	4618
Frammingham		1547	1194	-	291	3032
Groton		281	415	-	192	888
Holliston		277	260	-	63	600
Hopkinton		193	116	-	68	377
Hudson		195	359	-	40	594
Lexington		760	1375	-	163	2298
Lincoln		38	345	1	9	393
Littleton		102	260	-	19	381
LOWELL		6015	5436	-	1729	13180
MALDEN		2853	3481	-	697	7031
MARLBOROUGH		601	803	-	150	1554
Maynard		322	415	-	99	836
MEDFORD		3044	3444	-	726	7214
MELROSE		2462	3730	-	574	6766
Natick		680	690	-	73	1443
NEWTON		3312	8838	-	731	12881
North Reading		152	153	-	42	347
Pepperell		166	262	-	55	483
Reading		1194	1256	-	202	2652
Sherborn		72	124	-	12	208
Shirley		23	112	-	4	139
SOMERVILLE		4060	4236	-	592	8888
Stoneham		621	688	-	110	1419
Stow		60	146	-	8	214
Sudbury		115	313	1	14	443
Tewksbury		268	212	-	61	541
Townsend		92	259	-	29	380
Tyngsborough		90	144	-	23	257
Wakefield		558	1087	1	87	1733
WALTHAM		2456	2517	-	382	5355
Watertown		1699	2067	-	236	4002
Wayland		223	278	-	10	511
Westford		155	299	-	61	515
Weston		89	795	-	11	895
Wilmington		240	214	-	55	509
Winchester		565	1933	-	124	2622
Woburn		356	869	31	72	1328
Totals		47165	66983	34	10299	124481

REPUBLICAN.  
District Attorney — Continued.

Eastern District.		Hugh A. Cregg of Methuen.	Charles A. Green of Salem.	All Others.	Blanks.	Total Vote.
Amesbury		713	340		152	1205
Andover		1000	582		158	1740
BEVERLY		1712	2381		283	4376
Boxford		126	45		21	192
Danvers		1051	777		189	2017
Essex		248	168		100	516
Georgetown		188	175		34	397
GLOUCESTER		1554	787		297	2638
Groveland		249	153		52	454
Hamilton		323	174		57	554
HAVERHILL		3252	2203		792	6247
Ipswich		517	516		90	1123
LAWRENCE		2933	1786		563	5282
LYNN		5467	4496		628	10591
Lynnfield		308	194		71	573
Manchester		337	199		85	621
Marblehead		1099	1010		150	2259
Merrimac		235	148		48	431
Methuen		2594	1119		390	4103
Middleton		177	111		32	320
Nahant		166	156		27	349
Newbury		205	134		26	365
NEWBURYPORT		1442	674		290	2406
North Andover		641	400		91	1132
PEABODY		573	526		146	1245
Rockport		460	267		163	890
Rowley		122	91		22	235
SALEM		2244	3527		458	6229
Salisbury		128	182		20	330
Saugus		1468	947		239	2654
Swampscott		1286	1199		139	2624
Topsfield		169	67		32	268
Wenham		312	105		53	470
West Newbury		123	106		21	250
Totals		33422	25745		5919	65086

Southeastern District.		Edmund R. Dewing of Woblesley.	Joseph G. Schumb of Milton.	All Others.	Blanks.	Total Vote.
Abington		626	46		130	802
Avon		214	27		23	264
Bellingham		119	13		26	158
Braintree		2936	555		596	4087
Bridgewater		399	35		71	505
BROCKTON		6736	889		1145	8770
Brookline		6002	513		740	7255
Canton		562	52		60	674
Carver		76	4		22	102
Cohasset		440	34		81	555
Dedham		2012	210		333	2555
Dover		306	9		46	361
Duxbury		283	12		33	328
East Bridgewater		261	25		66	352
Foxborough		511	27		101	639
Franklin		636	53		129	818
Halifax		133	7		26	166
Hanover		371	19		77	467
Hanson		237	38		35	310
Hingham		752	54		104	910
Holbrook		559	55		147	761
Hull		244	24		91	359
Kingston		220	19		44	283
Lakeville		143	18		44	205
Marion		218	7		20	245
Marshfield		499	34		95	628
Mattapoisett		126	10		16	152
Medfield		383	24		78	485
Medway		453	92		191	736
Middleborough		675	55		142	872

REPUBLICAN.  
District Attorney — Continued.

Southeastern District — Concluded.		Edmund R. Dewing of Wellesley.	Joseph C. Schumb of Milton.	All Others.	Blanks.	Total Vote.
Millis . . . . .		320	21		108	449
Milton . . . . .		2172	1368		443	3983
Needham . . . . .		2768	111		381	3260
Norfolk . . . . .		252	23		85	360
Norwell . . . . .		290	29		79	398
Norwood . . . . .		1231	104		194	1529
Pembroke . . . . .		314	31		53	398
Plainville . . . . .		321	31		142	494
Plymouth . . . . .		1281	182		576	2039
Plympton . . . . .		71	7		9	87
QUINCY . . . . .		7597	2507		1848	11952
Randolph . . . . .		445	137		74	656
Rochester . . . . .		73	5		6	84
Rockland . . . . .		627	83		302	1012
Scituate . . . . .		625	48		196	869
Sharon . . . . .		485	54		55	594
Stoughton . . . . .		576	63		57	696
Walpole . . . . .		634	40		86	760
Wareham . . . . .		575	71		222	868
Wellesley . . . . .		2507	120		439	3066
West Bridgewater . . . . .		317	33		51	401
Westwood . . . . .		603	47		109	759
Weymouth . . . . .		2167	240		468	2875
Whitman . . . . .		701	49		167	917
Wrentham . . . . .		359	22		76	457
Totals . . . . .		54443	8386		10938	73767

Southern District.	William C. Crossley of Fall River.	All Others.	Blanks.	Total Vote.
Acushnet . . . . .	272		81	353
ATTLEBORO . . . . .	2617		571	3188
Barnstable . . . . .	663		106	769
Berkley . . . . .	93		14	107
Bourne . . . . .	246		48	294
Brewster . . . . .	194		50	244
Chatham . . . . .	444		119	563
Chilmark . . . . .	83		16	99
Dartmouth . . . . .	1054		201	1255
Dennis . . . . .	471		156	627
Dighton . . . . .	489		113	602
Eastham . . . . .	108		27	135
Easton . . . . .	620		179	799
Edgartown . . . . .	245		49	294
Fairhaven . . . . .	1653		410	2063
FALL RIVER . . . . .	7693		1935	9628
Falmouth . . . . .	388		73	461
Freetown . . . . .	346		64	410
Gay Head . . . . .	23		21	44
Gosnold . . . . .	27		-	27
Harwich . . . . .	609		166	777
Mansfield . . . . .	923		368	1291
Mashpee . . . . .	25		3	28
Nantucket . . . . .	467		272	739
NEW BEDFORD . . . . .	11013	2	2979	13994
North Attleborough . . . . .	1416		482	1898
Norton . . . . .	238		41	279
Oak Bluffs . . . . .	456		203	659
Orleans . . . . .	237		42	279
Provincetown . . . . .	283	1	92	376
Raynham . . . . .	292		102	394
Rehoboth . . . . .	382		55	437
Sandwich . . . . .	90		13	103
Seekonk . . . . .	563		95	658
Somerset . . . . .	469		83	552
Swansea . . . . .	712		174	886
TAUNTON . . . . .	2685	1	807	3493
Tisbury . . . . .	428		64	492
Truro . . . . .	109		25	134

Southern District — Concluded.	William C. Crossley of Fall River.	All Others.	Blanks.	Total Vote.
Wellfleet . . . . .	95		24	119
Westport . . . . .	720		349	1069
West Tisbury . . . . .	96	1	12	109
Yarmouth . . . . .	348		61	409
Totals . . . . .	40385	5	10745	51135

Middle District.	Owen A. Hoban of Gardner.	All Others.	Blanks.	Total Vote.
Ashburnham . . . . .	99		20	119
Athol . . . . .	1149	1	258	1408
Auburn . . . . .	452		92	544
Barre . . . . .	248		47	295
Berlin . . . . .	167		16	183
Blackstone . . . . .	65		20	85
Bolton . . . . .	128		20	148
Boylston . . . . .	133		31	164
Brookfield . . . . .	107		25	132
Charlton . . . . .	96		20	116
Clinton . . . . .	1028		276	1304
Douglas . . . . .	118		7	125
Dudley . . . . .	145		56	201
East Brookfield . . . . .	56		11	67
FITCHBURG . . . . .	2305		327	2632
GARDNER . . . . .	1147		169	1316
Grafton . . . . .	565		151	716
Hardwick . . . . .	77		16	93
Harvard . . . . .	118		18	136
Holden . . . . .	577		62	639
Hopedale . . . . .	419		48	467
Hubbardston . . . . .	81		11	92

REPUBLICAN.

District Attorney --- Continued.

Middle District— Concluded	Owen A. Hoban of Gardner.	All Others.	Blanks.	Total Vote.	Western District.	Dudley B. Wallace of Springfield.	All Others.	Blanks	Total Vote.
Lancaster . . . . .	405		68	473	Adams . . . . .	547		343	890
Leicester . . . . .	210		28	238	Agawam . . . . .	332		50	382
LEOMINSTER . . . . .	1587		392	1979	Alford . . . . .	15		5	20
Lunenburg . . . . .	207		13	220	Becket . . . . .	24		6	30
Mendon . . . . .	128		24	152	Blandford . . . . .	57		11	68
Millford . . . . .	1109		906	2015	Brimfield . . . . .	94		21	115
Millbury . . . . .	282		62	344	Cheshire . . . . .	62		20	82
Millville . . . . .	21		3	24	Chester . . . . .	78		41	119
New Braintree . . . . .	19		—	19	CHICOPEE . . . . .	2466	1439	3905	
North Brookfield . . . . .	216		21	237	Clarksburg . . . . .	112		56	168
Northborough . . . . .	329		34	363	Dalton . . . . .	228		31	259
Northbridge . . . . .	368		50	418	East Longmeadow . . . . .	358		36	394
Oakham . . . . .	67		10	77	Egremont . . . . .	43		10	53
Oxford . . . . .	275		63	338	Florida . . . . .	36		7	43
Paxton . . . . .	144		11	155	Granville . . . . .	43		18	61
Petersham . . . . .	102		15	117	Great Barrington . . . . .	378		78	456
Phillipston . . . . .	43		9	52	Hampden . . . . .	125		21	146
Princeton . . . . .	99		7	106	Hancock . . . . .	52		15	67
Royalston . . . . .	62		—	62	Hinsdale . . . . .	64		10	74
Rutland . . . . .	261		40	301	Holland . . . . .	15		5	20
Shrewsbury . . . . .	996		182	1178	HOLYOKE . . . . .	2642	1035	3677	
Southborough . . . . .	229		54	283	Lanesborough . . . . .	249		105	354
Southbridge . . . . .	448		105	553	Lee . . . . .	116		39	155
Spencer . . . . .	236		93	329	Lenox . . . . .	123		34	157
Sterling . . . . .	301		29	330	Longmeadow . . . . .	1198		97	1295
Sturbridge . . . . .	89		23	112	Ludlow . . . . .	354		110	464
Sutton . . . . .	129	1	11	141	Monson . . . . .	230		55	285
Templeton . . . . .	231		28	259	Monterey . . . . .	36		5	41
Upton . . . . .	364	1	121	486	Montgomery . . . . .	15		1	16
Uxbridge . . . . .	259		27	286	Mount Washington . . . . .	11		1	12
Warren . . . . .	96		13	109	New Ashford . . . . .	17		12	29
Webster . . . . .	787		289	1076	New Marlborough . . . . .	54		16	70
West Boylston . . . . .	495		55	550	NORTH ADAMS . . . . .	1140		358	1498
West Brookfield . . . . .	46		10	56	Otis . . . . .	32		3	35
Westborough . . . . .	820		239	1059	Palmer . . . . .	498		328	826
Westminster . . . . .	145		6	151	Peru . . . . .	14		4	18
Winchendon . . . . .	259		53	312	PITTSFIELD . . . . .	3339	959	4298	
WORCESTER . . . . .	20200		3552	23752	Richmond . . . . .	74		10	84
Totals . . . . .	41344	3	8347	49694	Russell . . . . .	65		12	77
					Sandisfield . . . . .	27		4	31
					Savoy . . . . .	23		9	32
					Sheffield . . . . .	106		14	120
					Southwick . . . . .	91		18	109
					SPRINGFIELD . . . . .	12597	1729	14326	
					Stockbridge . . . . .	150		32	182
					Tolland . . . . .	21		1	22
					Tyringham . . . . .	27		4	31
					Wales . . . . .	55		13	68
					Washington . . . . .	16		6	22
					West Springfield . . . . .	1426		178	1604
					West Stockbridge . . . . .	61		13	74
					WESTFIELD . . . . .	1211		224	1435
					Wilbraham . . . . .	263		35	298
					Wilhamstown . . . . .	289		102	391
					Windsor . . . . .	13		10	23
					Totals . . . . .	31712	7799	39511	

Northwestern District.

	Guy M. Gray of Greenfield.	John W. Hesclton of Deerfield.	Stillman D. Hitch- cock of East- hampton.	Merrill F. Torrey of Northampton.	All Others	Blanks.	Total Vote.
Amherst . . . . .	24	437	359	257		28	1105
Ashfield . . . . .	11	53	5	19		8	96
Beichertown . . . . .	16	35	119	20		22	212
Bernardston . . . . .	10	67	1	35		15	128
Buckland . . . . .	36	159	11	16		25	247
Charlemont . . . . .	16	84	5	4		9	118
Chesterfield . . . . .	2	2	18	77		1	100
Colrain . . . . .	33	106	14	19		6	178
Conway . . . . .	4	72	7	43		13	139
Cummington . . . . .	10	42	20	53		5	130

## REPUBLICAN.

## District Attorney — Concluded.

Northwestern District—Concluded.		Guy M. Gray of Greenfield.	John W. Heselton of Deerfield.	Stillman D. Hitch- cock of East- hampton.	Merrill E. Torrey of Northampton.	All Others.	Blanks.	Total Vote.
Deerfield . . . . .	20	544	46	44	27	681		
Easthampton . . . . .	23	49	1165	335	60	1632		
Erving . . . . .	53	173	21	27	125	399		
Gill . . . . .	9	87	3	49	9	157		
Goshen . . . . .	6	24	26	20	12	88		
Granby . . . . .	9	28	67	68	10	182		
Greenfield . . . . .	180	1863	112	333	71	2559		
Hadley . . . . .	1	44	49	33	4	130		
Hatfield . . . . .	1	36	39	21	4	101		
Hawley . . . . .	1	32	1	2	1	37		
Heath . . . . .	1	29	1	1	1	32		
Huntington . . . . .	1	7	55	37	6	112		
Leverett . . . . .	17	51	8	14	10	100		
Leyden . . . . .	2	41	1	1	2	46		
Middlefield . . . . .	1	4	19	12	1	36		
Monroe . . . . .	1	20	2	1	3	26		
Montague . . . . .	126	551	50	144	173	1044		
New Salem . . . . .	13	38	19	6	8	84		
NORTHAMPTON . . . . .	43	233	946	1508	131	2861		
Northfield . . . . .	32	241	19	59	32	383		
Orange . . . . .	143	644	80	70	127	1064		
Pelham . . . . .	3	26	24	13	3	69		
Plainfield . . . . .	3	13	5	36	3	60		
Rowe . . . . .	2	40	4	1	2	49		
Shelburne . . . . .	38	241	8	23	20	330		
Shutesbury . . . . .	2	28	5	2	3	40		
South Hadley . . . . .	55	162	480	279	83	1059		
Southampton . . . . .	4	31	50	36	6	127		
Sunderland . . . . .	5	96	7	21	9	138		
Ware . . . . .	17	129	113	17	37	313		
Warwick . . . . .	9	48	6	6	11	80		
Wendell . . . . .	3	24	3	3	6	39		
Westhampton . . . . .	1	21	26	24	1	71		
Whately . . . . .	5	84	8	35	5	137		
Williamsburg . . . . .	16	40	143	192	22	413		
Worthington . . . . .	4	20	21	32	2	79		
Totals . . . . .	1018	6799	4191	4045	1158	17211		

## County Commissioners.

County of Barnstable.		Walter R. Niecker- son of Dennis.	Sumner Irving Law- rence of Fal- mouth.	All Others.	Blanks.	Total Vote.
Barnstable . . . . .	496	201	72	769		
Bourne . . . . .	173	98	23	294		
Brewster . . . . .	196	22	26	244		
Chatham . . . . .	429	43	91	563		
Dennis . . . . .	538	53	36	627		
Eastham . . . . .	104	11	20	135		
Falmouth . . . . .	116	335	10	461		
Harwich . . . . .	604	59	112	775		
Mashpee . . . . .	12	16	1	28		
Orleans . . . . .	219	26	34	279		
Provincetown . . . . .	274	15	86	376		
Sandwich . . . . .	69	27	7	103		
Truro . . . . .	104	8	22	134		
Wellfleet . . . . .	87	12	20	119		
Yarmouth . . . . .	334	46	29	409		
Totals . . . . .	3755	972	1	588	5316	

REPUBLICAN.

County Commissioners — Continued.

County of Berkshire.	Joseph H. Choquette of Adams.	John Henderson of Clarksburg.	Leland P. Jenks of Williamstown.	Frank B. MacLean of Williamstown.	Archie J. Pratt of North Adams.	All Others.	Blanks.	Total Vote.
Adams . . . . .	638	114	67	8	39		24	890
Alford . . . . .	4	7	4	1	-		4	20
Becket . . . . .	4	7	7	3	2		7	30
Cheshire . . . . .	24	25	15	1	13		4	82
Clarksburg . . . . .	4	133	14	-	14		3	168
Dalton . . . . .	73	48	39	11	55		33	259
Egremont . . . . .	6	21	13	2	1		10	53
Florida . . . . .	2	6	5	1	29		-	43
Great Barrington . . . . .	65	173	74	26	71		47	456
Hancock . . . . .	2	7	53	1	-		4	67
Hinsdale . . . . .	13	23	23	3	7		5	74
Lanesborough . . . . .	26	76	156	19	24		53	354
Lee . . . . .	20	45	34	9	21		26	155
Lenox . . . . .	15	78	28	8	16		14	157
Monterey . . . . .	3	19	12	1	3		3	41
Mount Washington . . . . .	1	2	7	-	-		2	12
New Ashford . . . . .	-	7	11	2	2		7	29
New Marlborough . . . . .	11	35	9	3	3		9	70
NORTH ADAMS . . . . .	121	458	226	18	590	4	81	1498
Otis . . . . .	8	12	8	2	2		3	35
Peru . . . . .	1	6	2	1	3		5	18
PITTSFIELD . . . . .	771	914	1019	162	840		592	4298
Richmond . . . . .	9	26	28	1	11		9	84
Sandisfield . . . . .	4	11	-	4	9		3	31
Savoy . . . . .	6	16	2	1	3		4	32
Sheffield . . . . .	10	21	49	11	17		12	120
Stockbridge . . . . .	38	46	56	11	12	1	18	182
Tyringham . . . . .	6	9	9	3	1		3	31
Washington . . . . .	-	10	5	-	3		4	22
West Stockbridge . . . . .	7	27	19	1	14		6	74
Williamstown . . . . .	3	42	321	4	13		8	391
Windsor . . . . .	3	9	5	-	-		6	23
Totals . . . . .	1898	2433	2318	318	1818	5	1009	9799

County of Bristol.	Arthur W. Bradbury of New Bedford.	Douglas J. Richardson of Fall River.	Thomas W. Whitfield of Fairhaven.	All Others.	Blanks.	Total Vote.
Acushnet . . . . .	90	71	161		31	353
ATTLEBORO . . . . .	926	779	885		598	3188
Berkley . . . . .	12	61	25		9	107
Dartmouth . . . . .	419	163	581		92	1255
Dighton . . . . .	103	346	77		76	602
Easton . . . . .	214	348	98		139	799
Fairhaven . . . . .	321	66	154		112	2063
FALL RIVER . . . . .	1155	5980	1001		1492	9628
Freetown . . . . .	78	148	120		64	410
Mansfield . . . . .	330	306	282		375	1293
NEW BEDFORD . . . . .	5748	916	5611		1719	13994
North Attleborough . . . . .	564	335	471		528	1898
Norton . . . . .	95	79	56		49	279
Raynham . . . . .	124	124	82		64	394
Rehoboth . . . . .	90	201	111		35	437
Seekonk . . . . .	217	234	115		92	658
Somerset . . . . .	69	384	64		35	552
Swansea . . . . .	163	480	120		123	886
TAUNTON . . . . .	1066	1088	737		602	3493
Westport . . . . .	156	360	361		192	1069
Totals . . . . .	11940	12469	12522		6427	43358

REPUBLICAN.

County Commissioners — Continued.

County of Dukes County.		Stephen C. Luce, Jr., of Tisbury.	All Others.	Total Vote.
Chilmark . . . . .		86		99
Edgartown . . . . .		249		294
Gay Head . . . . .		34		44
Gosnold . . . . .		27		27
Oak Bluffs . . . . .		470		659
Tisbury . . . . .		422		192
West Tisbury . . . . .		103		109
Totals . . . . .		1391	333	1724

County of Franklin.	Samuel U. Streeter of Greenfield.	All Others.	Blanks.	Total Vote.	County of Franklin — Concluded.	Samuel U. Streeter of Greenfield.	All Others.	Blanks.	Total Vote.
Ashfield . . . . .	81	15	96	Monroe . . . . .	22	4	26		
Barnardston . . . . .	120	8	128	Montague . . . . .	748	296	1044		
Buckland . . . . .	188	59	247	New Salem . . . . .	72	12	84		
Charlmont . . . . .	105	13	118	Northfield . . . . .	334	49	383		
Colrain . . . . .	164	14	178	Orange . . . . .	853	211	1064		
Conway . . . . .	112	27	139	Rowe . . . . .	43	6	49		
Deerfield . . . . .	557	124	681	Shelburne . . . . .	282	48	330		
Erving . . . . .	256	143	399	Shutesbury . . . . .	30	10	40		
Gill . . . . .	139	18	157	Sunderland . . . . .	116	22	138		
Greenfield . . . . .	2188	371	2559	Warwick . . . . .	75	5	80		
Hawley . . . . .	35	2	37	Wendell . . . . .	31	8	39		
Heath . . . . .	29	3	32	Whately . . . . .	111	26	137		
Leverett . . . . .	79	21	100	Totals . . . . .	6813	1518	8331		
Leyden . . . . .	43	3	46						

County of Essex.		Clarence Andrews of Lawrence.	Wilbert F. Barrett of Haverhill.	Wallace H. Bell of Lawrence.	James D. Bentley of Swampscott.	Samuel S. Conary of Wenham.	George E. Dakyn- ple of Haverhill.	Frank L. Floyd of Manchester.	William J. Greener of Roxford.
Amesbury . . . . .		56	60	53	88	20	217	125	24
Andover . . . . .		101	57	309	164	47	264	27	49
BEVERLY . . . . .		130	72	219	372	1361	230	531	34
Boxford . . . . .		3	3	7	4	28	18	1	109
Danvers . . . . .		75	35	105	256	294	163	92	86
Essex . . . . .		15	10	20	9	91	7	185	3
Georgetown . . . . .		4	13	7	18	18	66	9	209
GLOUCESTER . . . . .		122	34	121	204	95	127	813	15
Groveland . . . . .		6	51	9	24	84	72	6	127
Hamilton . . . . .		4	1	3	12	481	2	14	-
Haverhill . . . . .		115	1421	169	417	199	2277	33	222
Ipswich . . . . .		50	30	72	131	326	25	58	24
LAWRENCE . . . . .		641	146	1243	321	127	494	42	85
LYNN . . . . .		136	105	203	1981	86	311	80	68
Lynnfield . . . . .		14	6	14	87	20	24	11	13
Manchester . . . . .		-	-	3	12	15	8	557	-
Marblehead . . . . .		44	18	47	1069	103	74	50	12
Merrimac . . . . .		12	47	30	20	8	150	6	18
Metuen . . . . .		230	52	862	387	66	446	21	42
Middleton . . . . .		10	1	34	45	35	10	13	30
Nahant . . . . .		2	2	5	91	6	6	14	1
Newbury . . . . .		10	5	13	41	15	44	37	41
NEWBURYPORT . . . . .		77	84	86	210	88	326	88	45
North Andover . . . . .		72	20	283	58	23	122	7	145
PEARODY . . . . .		27	12	36	175	109	83	37	26
Rockport . . . . .		40	12	58	91	39	22	216	6
Rowley . . . . .		4	4	12	24	32	28	25	31
SALEM . . . . .		163	56	294	1376	452	310	174	46
Salisbury . . . . .		10	18	23	9	6	80	53	4
Saugus . . . . .		29	19	36	171	13	31	15	27
Swampscott . . . . .		18	17	27	1932	27	54	18	7
Topsfield . . . . .		4	2	12	19	82	23	15	50
Wenham . . . . .		4	1	6	11	416	5	6	1
West Newbury . . . . .		3	21	3	13	10	58	11	54
Totals . . . . .		2231	2415	4424	9842	4822	6177	3390	1655



REPUBLICAN.

County Commissioners — Continued.

County of Essex — Concluded.	Bertram V. Hawthorne of Lynn.	Alfred W. Ingalls of Lynn.	Albert McClellan of Salem.	David James McNeilly of Peabody.	Edward J. Melvin of Methuen.	C. F. Nelson Pratt of Saugus.	All Others.	Blanks.	Total Vote.
Amesbury . . . . .	7	146	9	8	12	134	—	256	1205
Andover . . . . .	19	70	7	6	17	377	—	256	1740
BEVERLY . . . . .	19	237	114	31	4	317	—	705	4376
Boxford . . . . .	—	7	—	1	—	—	—	7	192
Danvers . . . . .	30	183	60	43	8	185	—	402	2017
Essex . . . . .	2	26	5	4	—	19	—	120	516
Georgetown . . . . .	5	10	—	—	—	19	—	19	397
GLOUCESTER . . . . .	20	180	17	13	11	251	—	615	2638
Groveland . . . . .	1	21	1	—	1	27	—	24	454
Hamilton . . . . .	3	4	2	1	—	8	—	19	554
HAVERHILL . . . . .	20	182	19	20	9	526	—	618	6247
Ipswich . . . . .	6	68	11	7	5	95	—	215	123
LAWRENCE . . . . .	32	254	17	25	177	776	—	902	5282
LYNN . . . . .	1312	2900	48	35	35	2614	4	673	10591
Lynnfield . . . . .	32	62	3	5	1	222	—	59	573
Manchester . . . . .	2	7	—	—	—	7	—	10	621
Marblehead . . . . .	27	227	37	9	5	234	—	302	2259
Merrimac . . . . .	2	28	5	2	3	30	—	70	431
Methuen . . . . .	17	235	9	14	382	623	—	717	4103
Middleton . . . . .	3	43	5	1	1	41	—	48	320
Nahant . . . . .	11	78	—	1	—	71	—	61	349
Newbury . . . . .	3	27	—	—	1	59	—	69	365
NEWBURYPORT . . . . .	14	236	17	14	8	377	—	736	2406
North Andover . . . . .	9	64	1	1	16	155	—	156	1132
PEARODY . . . . .	21	118	25	167	11	225	—	173	1245
Rockport . . . . .	7	40	4	3	—	90	—	262	890
Rowley . . . . .	1	15	1	—	1	18	—	39	235
SALFEM . . . . .	53	365	978	107	21	709	—	1125	6229
Salisbury . . . . .	5	26	4	—	4	25	—	63	330
Saugus . . . . .	81	240	12	1	3	1852	—	124	2654
Swampscott . . . . .	40	200	36	6	2	117	—	123	2624
Topshfield . . . . .	—	16	2	—	1	17	—	25	268
Wenham . . . . .	2	9	—	—	1	1	—	7	470
West Newbury . . . . .	12	31	—	1	1	18	—	24	250
Totals . . . . .	1798	6355	1449	526	731	10243	4	9024	65086

County of Hampden.	Raymond B. Shattuck of Springfield field.	All Others.	Blanks.	Total Vote.	County of Hampden — Concluded	Raymond B. Shattuck of Springfield field.	All Others.	Blanks.	Total Vote.
Agawam . . . . .	339	—	43	382	Monson . . . . .	220	—	65	285
Blandford . . . . .	58	—	10	68	Montgomery . . . . .	14	—	12	16
Brimfield . . . . .	97	—	18	115	Palmer . . . . .	476	—	350	826
Chester . . . . .	73	—	46	119	Russell . . . . .	69	—	8	77
CHICOPEE . . . . .	2379	—	1526	3905	Southwick . . . . .	88	—	21	109
East Longmeadow . . . . .	350	—	44	394	SPRINGFIELD . . . . .	12317	—	2009	14326
Granville . . . . .	48	—	13	61	Tolland . . . . .	21	—	1	22
Hampden . . . . .	123	—	23	146	Wales . . . . .	58	—	10	68
Holland . . . . .	17	—	3	20	West Springfield . . . . .	1415	1	188	1604
HOLYOKE . . . . .	2499	—	1178	3677	WESTFIELD . . . . .	1196	—	239	1435
Longmeadow . . . . .	1170	—	125	1295	Wilbraham . . . . .	262	—	36	298
Ludlow . . . . .	362	—	102	464	Totals . . . . .	23651	1	6060	29712

County of Hampshire	Uiram H. Brownell of Northampton	Raymond A. Lyman of Easthampton.	Sterling R. Whitebeck of Northampton	All Others.	Blanks.	Total Vote.
Amherst . . . . .	523	142	267	—	73	1105
Belchertown . . . . .	62	72	47	—	31	212
Chesterfield . . . . .	61	14	14	—	11	100
Cummington . . . . .	36	36	53	—	5	130
Easthampton . . . . .	184	1208	149	—	91	1632
Gosben . . . . .	15	36	29	—	8	88

REPUBLICAN.

County Commissioners — Continued.

County of Hampshire — Concluded		Hiram H. Brownell of Northampton.	Raymond A. Lyman of Easthampton.	Sterling R. Whit- beck of North- ampton.	All Others.	Blanks.	Total Vote.
Granby		70	63	36		13	182
Hadley		31	32	62		5	130
Hatfield		46	11	34		10	101
Huntington		21	69	12		10	112
Middlefield		5	16	9		6	36
NORTHAMPTON		1564	224	954		119	2861
Pelham		37	13	11		8	69
Plainfield		20	14	20		6	60
South Hadley		435	339	173		112	1059
Southampton		15	74	32		6	127
Ware		92	70	67	12	72	313
Westhampton		28	14	25		4	71
Williamsburg		156	71	157		29	413
Worthington		32	31	15		1	79
Totals		3433	2549	2266	12	620	8880

County of Middlesex.		Smith J. Adams of Lowell.	Thomas H. Braden of Lowell.	Charles H. Brown of Medford.	Ernest J. Chisholm of Medford.	Byrle J. Osborn of Hopkinton.	George Wyman Pratt of Somer- ville.	Charles C. Warren of Arlington.	All Others.	Blanks.	Total Vote.
Acton		74	95	86	81	10	27	169		152	694
Arlington		155	276	301	164	38	261	3390		491	5076
Ashby		9	12	14	3	2	7	30		18	95
Ashland		30	46	37	12	106	18	129		140	518
Ayer		24	57	40	4	5	10	75		78	293
Bedford.		24	43	55	14	3	14	114		88	355
Belmont		280	571	633	298	118	263	2424		1316	5903
Billerica		123	351	133	33	8	40	106		151	945
Boxborough		3	13	2	4	2	2	33		12	71
Burlington		16	18	69	17	1	8	45		34	208
CAMBRIDGE		463	668	822	401	302	599	2301		1718	7274
Carlisle		20	54	29	5	3	2	33		25	171
Chelmsford		315	857	271	14	17	31	76		218	1799
Concord		98	175	313	49	16	28	404		358	1441
Draeut		309	1067	160	37	15	25	89		336	2038
Dunstable		5	42	3	1	1	1	4		16	73
EVERETT		254	417	1122	653	79	312	743		1038	4618
Frammingham		258	614	205	102	484	95	664		610	3032
Groton		65	204	110	19	11	21	146		312	888
Holliston		54	49	69	18	107	20	117		166	600
Hopkinton		24	50	21	6	113	21	51		91	377
Hudson		52	98	74	20	28	16	195		111	594
Lexington		64	195	317	78	29	121	1055		439	2298
Lincoln		20	35	51	15	9	12	153		98	393
Littleton		45	77	78	7	7	7	97		63	381
LOWELL		1783	8766	459	84	50	173	399		1466	13180
MALDEN		365	642	1352	973	108	317	1320		1954	7031
MARLBOROUGH		129	284	129	81	105	71	359		396	1554
Maynard		94	124	82	48	19	30	211		228	836
MEDFORD		186	299	2591	1661	81	210	1084		1102	7214
MELROSE		433	818	921	595	107	365	1674		1853	6766
Natick		110	194	160	50	147	55	340		387	1443
NEWTON		678	1101	2480	496	378	537	4123		2998	12881
North Reading		29	45	68	26	12	39	50		78	347
Pepperell		41	98	83	13	4	13	92		139	483
Reading		181	380	468	112	47	157	642		665	2652
REVERE		348	400	711	606	107	687	758		2235	5852
Sherborn		16	44	19	5	33	4	25		62	208
Shirley		15	30	10	4	2	11	42		25	139
SOMERVILLE		243	573	1039	343	74	4381	1095		1140	8888
Stoneham		77	154	219	130	16	68	426		329	1419
Stow		21	22	24	4	6	5	78		54	214
Sudbury		30	71	82	17	24	8	129		82	443
Tewksbury		87	251	30	13	2	15	60		83	541
Townsend		21	74	37	5	10	8	115		110	380
Tyngsborough		39	142	8	-	1	3	28		36	257
Wakefield		105	260	282	91	29	115	496		355	1733
WALTHAM		419	614	483	318	151	275	1988		1107	5355
Watertown		259	413	487	253	119	265	1538		668	4002
Wayland		35	71	57	15	37	22	143		131	511

REPUBLICAN.  
County Commissioners — Continued.

County of Middlesex — Concluded.	Smith J. Adams of Lowell.	Thomas H. Braden of Lowell.	Charles H. Brown of Medford.	Ernest J. Chisholm of Medford.	Byrle J. Osborn of Hopkinton.	George Wyman Pratt of Somerville.	Charles C. Warren of Arlington.	All Others.	Blanks.	Total Vote.
Westford . . . . .	62	239	48	4	2	16	54	-	90	515
Weston . . . . .	32	488	64	21	22	11	156	-	101	895
Wilmington . . . . .	52	120	66	17	7	26	89	-	132	509
Winchester . . . . .	97	273	338	145	33	64	1171	-	501	2622
Winthrop . . . . .	186	267	352	306	78	272	662	-	963	3086
WOBURN . . . . .	89	151	242	103	23	46	464	-	210	1328
Totals . . . . .	9046	23582	18406	8594	3348	10230	32454	-	27759	133419

County of Norfolk.	Frederick A. Leavitt of Brookline.	Robert K. Bishop of Westwood.	William S. Farmer of Medfield.	All Others.	Blanks.	Total Vote.
Avon . . . . .	150	45	28	-	41	264
Bellingham . . . . .	57	21	58	-	22	158
Braintree . . . . .	1873	784	511	-	919	4087
Brookline . . . . .	5332	711	331	-	881	7255
Canton . . . . .	407	128	67	-	72	674
Cohasset . . . . .	299	97	28	-	131	555
Dedham . . . . .	648	1434	171	-	302	2555
Dover . . . . .	119	80	103	-	59	361
Foxborough . . . . .	287	90	138	-	124	639
Franklin . . . . .	362	93	189	-	174	818
Holbrook . . . . .	365	122	70	-	204	761
Medfield . . . . .	106	157	197	-	25	485
Medway . . . . .	184	164	200	-	188	736
Milis . . . . .	127	111	116	-	95	449
Milton . . . . .	1830	828	518	-	807	3983
Needham . . . . .	1444	731	369	-	716	3260
Norfolk . . . . .	115	57	100	-	88	360
Norwood . . . . .	525	576	296	-	132	1529
Plainville . . . . .	192	54	105	-	143	494
Quincy . . . . .	4882	3095	1151	-	2824	11952
Randolph . . . . .	377	121	49	-	109	656
Sharon . . . . .	294	118	101	-	81	594
Stoughton . . . . .	358	107	154	-	77	696
Walpole . . . . .	325	157	175	-	103	760
Wellesley . . . . .	1936	533	281	-	316	3066
Westwood . . . . .	153	503	63	-	40	759
Weymouth . . . . .	1325	518	390	-	642	2875
Wrentham . . . . .	201	48	138	-	70	457
Totals . . . . .	24273	11483	6097	-	9385	51238

County of Plymouth.	George M. Webber of East Bridgewater.	Joseph R. Estes of Rockland.	Oscar H. Tracy of Plymouth.	All Others.	Blanks.	Total Vote.
Abington . . . . .	381	277	23	-	121	802
Bridgewater . . . . .	295	107	48	-	55	505
Brockton . . . . .	5755	1000	577	-	1438	8770
Carver . . . . .	44	12	33	-	13	102
Duxbury . . . . .	149	64	69	-	46	328
East Bridgewater . . . . .	263	39	26	-	24	352
Halifax . . . . .	82	27	37	-	20	166
Hanover . . . . .	204	192	24	-	47	467
Hanson . . . . .	166	72	34	-	38	310
Hingham . . . . .	544	148	69	-	149	910
Hull . . . . .	179	65	22	-	93	359
Kingston . . . . .	51	158	39	-	35	283
Lakeville . . . . .	110	41	22	-	32	205
Marion . . . . .	156	37	19	-	33	245
Marshfield . . . . .	261	138	95	-	134	628
Mattapoisett . . . . .	103	15	16	-	18	152
Middleborough . . . . .	539	109	84	-	140	872
Norwell . . . . .	114	195	14	-	75	398

REPUBLICAN.  
County Commissioners — Continued.

County of Plymouth — Concluded.		George M. Webber of East Bridge- water.	Joseph B. Estes of Rockland.	Oscar H. Tracy of Plymouth.	All Others.	Blanks.	Total Vote.
Pembroke . . . . .		176	119	39		64	398
Plymouth . . . . .		440	275	827		497	2039
Plympton . . . . .		48	12	15		12	87
Rochester . . . . .		67	5	4		8	84
Rockland . . . . .		170	712	16		114	1012
Scituate . . . . .		379	242	64		184	869
Wareham . . . . .		423	88	105		252	868
West Bridgewater . . . . .		255	69	32		45	401
Whitman . . . . .		491	189	83		154	917
Totals . . . . .		11845	4407	2436		3841	22529

County of Worcester.		George W. Jones of Worcester.	Frank G. Philbin of Worcester.	Edward P. Warner of Worcester.	All Others.	Blanks.	Total Vote.
Ashburnham . . . . .		68	3	19		29	119
Athol . . . . .		764	63	239		342	1408
Auburn . . . . .		331	49	101		63	544
Barre . . . . .		191	28	29		47	295
Berlin . . . . .		127	18	25		13	183
Blackstone . . . . .		62	5	9		9	85
Bolton . . . . .		89	16	27		16	148
Boylston . . . . .		118	7	23		16	164
Brookfield . . . . .		81	10	21		20	132
Charlton . . . . .		71	12	19		14	116
Clinton . . . . .		680	176	224		224	1304
Douglas . . . . .		99	6	15		5	125
Dudley . . . . .		111	13	32		45	201
East Brookfield . . . . .		47	2	9		9	67
FITCHBURG . . . . .		1763	133	394		402	2632
Gardner . . . . .		659	85	193		379	1316
Grafton . . . . .		441	33	89		153	716
Hardwick . . . . .		70	2	9		12	93
Harvard . . . . .		91	10	14		21	136
Holden . . . . .		455	43	94		47	639
Hopedale . . . . .		327	32	63		45	467
Hubbardston . . . . .		57	5	13		17	92
Lancaster . . . . .		288	50	56		79	473
Leicester . . . . .		154	13	48		23	238
LEOMINSTER . . . . .		1203	102	232		442	1979
Lunenburg . . . . .		159	10	27		24	220
Mendon . . . . .		93	11	16		32	152
Milford . . . . .		745	214	189		867	2015
Millbury . . . . .		214	31	51		48	344
Millville . . . . .		17	2	5		-	24
New Braintree . . . . .		14	1	4		-	19
North Brookfield . . . . .		168	16	28		25	237
Northborough . . . . .		239	31	52		41	363
Northbridge . . . . .		288	19	61		50	418
Oakham . . . . .		50	6	7		14	77
Oxford . . . . .		176	32	63		67	338
Paxton . . . . .		117	9	19		10	155
Petersham . . . . .		81	5	13		18	117
Phillipston . . . . .		35	4	7		6	52
Princeton . . . . .		84	2	9		11	106
Royalston . . . . .		47	1	8		6	62
Rutland . . . . .		202	24	31		44	301
Shrewsbury . . . . .		751	99	178	1	149	1178
Southborough . . . . .		150	26	52		55	283
Southbridge . . . . .		330	35	78		110	553
Spencer . . . . .		211	16	38		64	329
Sterling . . . . .		208	35	50		37	330
Sturbridge . . . . .		73	3	19		17	112
Sutton . . . . .		95	7	27		12	141
Templeton . . . . .		176	6	37		40	259
Upton . . . . .		255	43	76		112	486
Uxbridge . . . . .		214	15	33		24	286
Warren . . . . .		78	6	7		18	109
Webster . . . . .		541	109	200		226	1076
West Boylston . . . . .		367	40	91		52	550

REPUBLICAN.  
County Commissioners — Concluded.

County of Worcester — Concluded.	George W. Jones of Worcester.	Frank G. Phibbin of Worcester.	Edward P. Warner of Worcester.	All Others.	Blanks.	Total Vote.
West Brookfield . . . . .	34	2	4	—	16	56
Westborough . . . . .	636	60	138	—	225	1059
Westminster . . . . .	110	6	16	—	19	151
Winchendon . . . . .	194	14	35	—	69	312
WORCESTER . . . . .	14764	2254	3844	1	2889	23752
Totals . . . . .	30203	4110	7510	2	7869	49694

Sheriff.

County of Barnstable.	Lauchlan M. Crocker of Barnstable.	All Others.	Blanks.	Total Vote.	County of Berkshire.	James Bruce McIntyre of Pittsfield.	All Others.	Blanks.	Total Vote.
Barnstable . . . . .	683	5	81	769	Adams . . . . .	644	—	246	890
Bourne . . . . .	246	—	48	294	Alford . . . . .	20	—	—	20
Brewster . . . . .	220	—	24	244	Becket . . . . .	24	—	6	30
Chatham . . . . .	467	—	96	563	Cheshire . . . . .	67	—	15	82
Dennis . . . . .	505	—	122	627	Clarksburg . . . . .	149	—	19	168
Eastham . . . . .	119	—	16	135	Dalton . . . . .	227	—	32	259
Falmouth . . . . .	402	—	59	461	Egremont . . . . .	46	—	7	53
Harwich . . . . .	620	—	155	775	Florida . . . . .	38	—	5	43
Mashpee . . . . .	25	—	3	28	Great Barrington . . . . .	398	—	58	456
Orleans . . . . .	258	2	19	279	Hancock . . . . .	57	—	10	67
Provincetown . . . . .	260	17	99	376	Hansdale . . . . .	66	—	8	74
Sandwich . . . . .	96	—	7	103	Lanesborough . . . . .	298	—	56	354
Truro . . . . .	111	—	23	134	Lee . . . . .	115	—	40	155
Wellfleet . . . . .	100	—	19	119	Lenox . . . . .	136	—	21	157
Yarmouth . . . . .	364	1	44	409	Monterey . . . . .	41	—	—	41
Totals . . . . .	4476	25	815	5316	Mount Washington . . . . .	12	—	—	12
					New Ashford . . . . .	21	—	—	29
					New Marlborough . . . . .	61	—	9	70
					NORTH ADAMS . . . . .	1276	—	222	1498
					Otis . . . . .	31	—	4	35
					Peru . . . . .	17	—	1	18
					PITTSFIELD . . . . .	3808	—	490	4298
					Richmond . . . . .	79	—	5	84
					Sandisfield . . . . .	25	—	6	31
					Savoy . . . . .	26	—	6	32
					Sheffield . . . . .	111	—	9	120
					Stockbridge . . . . .	161	2	19	182
					Tyringham . . . . .	27	—	4	31
					Washington . . . . .	16	—	6	22
					West Stockbridge . . . . .	70	—	4	74
					Williamstown . . . . .	322	—	69	391
					Windsor . . . . .	22	—	1	23
					Totals . . . . .	8411	2	1386	9799

County of Bristol.

County of Bristol.	Patrick H. Dupuis of New Bedford.	William J. Brennan, Jr., of New Bed- ford.	Edward M. Silva of New Bedford.	All Others.	Blanks.	Total Vote.
Acushnet . . . . .	237	45	14	—	57	353
ATTLEBORO . . . . .	2368	389	91	—	340	3188
Berkley . . . . .	92	9	1	—	5	107
Dartmouth . . . . .	919	212	44	—	80	1255
Dighton . . . . .	454	35	66	—	47	602
Easton . . . . .	472	147	22	—	158	799
Fairhaven . . . . .	1286	417	82	—	278	2063
FALL RIVER . . . . .	6424	861	607	—	1736	9628
Freetown . . . . .	320	33	23	—	34	410
Mansfield . . . . .	910	96	38	—	247	1291
NEW BEDFORD . . . . .	8325	3272	933	3	1461	13994
North Attleborough . . . . .	1213	223	52	—	410	1898

REPUBLICAN.  
*Sheriff* — Continued.

County of Bristol — Concluded.		Patrick H. Dupuis of New Bedford.	William J. Brennan, Jr., of New Bed- ford.	Edward M. Silva of New Bedford.	All Others.	Blanks.	Total Vote.
Norton . . . . .		209	37	8		25	279
Raynham . . . . .		273	38	8		75	394
Rehoboth . . . . .		316	34	72		15	437
Seekonk . . . . .		507	62	42		47	658
Somerset . . . . .		430	45	38		39	552
Swansea . . . . .		645	83	46		112	886
TAUNTON . . . . .		2415	366	164	1	547	3493
Westport . . . . .		630	117	129	1	193	1069
Totals . . . . .		28445	6521	2480	4	5906	43356

County of Dukes County.		Thomas A. Dexter of Edgartown.	All Others.	Blanks.	Total Vote.
Chilmark . . . . .		89		10	99
Edgartown . . . . .		259		35	294
Gay Head . . . . .		35		9	44
Gosnold . . . . .		26		1	27
Oak Bluffs . . . . .		471		188	659
Tisbury . . . . .		420		72	492
West Tisbury . . . . .		98		11	109
Totals . . . . .		1398		326	1724

County of Essex.		Frank E. Raymond of Salem.	Harold E. Larkin of Haverhill.	Joseph A. Morrison of Lawrence.	All Others.	Blanks.	Total Vote.
Amesbury . . . . .		714	213	38		240	1205
Andover . . . . .		920	357	192		271	1740
BEVERLY . . . . .		3362	257	89		668	4376
Boxford . . . . .		142	19	2		29	192
Danvers . . . . .		1478	148	36		355	2017
Essex . . . . .		456	15	3		42	516
Georgetown . . . . .		245	77	4		71	397
GLOUCESTER . . . . .		1721	265	66		586	2638
Groveland . . . . .		203	149	10		92	454
Hamilton . . . . .		432	39	8		75	554
HAVERTHILL . . . . .		2825	2304	195		923	6247
Ipswich . . . . .		937	71	16		99	1123
LAWRENCE . . . . .		2739	354	1193		996	5282
LYNN . . . . .		7994	978	421		1198	10591
Lynnfield . . . . .		423	43	21		86	573
Manchester . . . . .		458	57	5		101	621
Marblehead . . . . .		1788	112	43		316	2259
Merrimac . . . . .		230	119	5		77	431
Methuen . . . . .		2498	356	674		575	4103
Middleton . . . . .		225	44	10		41	320
Nahant . . . . .		253	26	18		52	349
Newbury . . . . .		242	53	9		61	365
NEWBURYPORT . . . . .		1435	215	56		700	2406
North Andover . . . . .		663	147	161		161	1132
PEABODY . . . . .		928	84	30		203	1245
Rockport . . . . .		577	66	17		230	890
Rowley . . . . .		160	40	2		33	235
SALEM . . . . .		4432	632	167		998	6229
Salisbury . . . . .		159	64	5		102	330
Saugus . . . . .		1691	343	171		449	2654
Swampscott . . . . .		1973	186	79		386	2624
Topsfield . . . . .		201	19	7		41	268
Wenham . . . . .		389	20	-		61	470
West Newbury . . . . .		160	33	9		48	250
Totals . . . . .		43053	7905	3762		10366	65086

REPUBLICAN.  
*Sheriff* — Continued.

County of Franklin.

	James L. Bagley of Greenfield.	Michael W. Carroll of Erving.	Fred G. Kilhart of Orange.	Patrick S. O'Don- nell of Deerfield.	All Others.	Blanks.	Total Vote.
Ashfield . . . . .	18	18	2	56		3	96
Bernardston . . . . .	19	53	3	50		3	128
Buckland . . . . .	89	73	3	69		13	247
Charlemont . . . . .	22	49	2	42		3	118
Colrain . . . . .	23	68	1	79		7	178
Conway . . . . .	8	49	1	76		5	139
Deerfield . . . . .	41	170	7	447		16	681
Erving . . . . .	2	374	4	19		2	399
Gill . . . . .	57	68	1	29		2	157
Greenfield . . . . .	616	873	23	1006		41	2559
Hawley . . . . .	12	9	—	16		—	37
Heath . . . . .	8	11	—	12		1	32
Leverett . . . . .	15	55	—	22		8	100
Leyden . . . . .	20	2	12	21		1	46
Monroe . . . . .	3	9	—	11		3	26
Montague . . . . .	72	736	13	208		15	1044
New Salem . . . . .	9	27	25	16		7	84
Northfield . . . . .	47	159	3	166		8	383
Orange . . . . .	75	291	583	93		22	1064
Rowe . . . . .	7	26	—	16		—	49
Shelburne . . . . .	76	164	3	69		18	330
Shutesbury . . . . .	—	34	—	5		—	40
Sunderland . . . . .	12	58	1	63		4	138
Warwick . . . . .	12	34	15	17		2	80
Wendell . . . . .	20	20	2	10		2	39
Whately . . . . .	29	26	2	77		3	137
Totals . . . . .	1294	3456	699	2695		187	8331

County of Hampden.

	David J. Manning of Springfield.	Fred E. Barker of Springfield.	Henry Martens of Springfield.	All Others.	Blanks.	Total Vote.
Agawam . . . . .	216	32	122		12	382
Blandford . . . . .	57	4	5		—	68
Brimfield . . . . .	69	13	25		8	115
Chester . . . . .	79	30	10		—	119
CHICOPEE . . . . .	1896	312	1060		637	3905
East Longmeadow . . . . .	254	33	89		18	394
Granville . . . . .	12	4	11		4	61
Hampden . . . . .	66	19	54		7	146
Holland . . . . .	8	3	9		—	20
HOLYOKE . . . . .	1904	280	980		513	3677
Longmeadow . . . . .	884	76	288		47	1295
Ludlow . . . . .	210	48	178		28	464
Monson . . . . .	165	33	63		24	285
Montgomery . . . . .	14	—	2		—	16
Palmer . . . . .	367	79	223		157	826
Russell . . . . .	37	8	27		5	77
Southwick . . . . .	58	7	34		10	109
SPRINGFIELD . . . . .	7228	1216	5287		595	14326
Tolland . . . . .	16	4	2		—	22
Wales . . . . .	40	7	10		11	68
West Springfield . . . . .	905	119	515		65	1604
WESTFIELD . . . . .	719	175	430		111	1435
Wilbraham . . . . .	169	24	91		14	298
Totals . . . . .	15403	2526	9515		2268	29712

REPUBLICAN.  
*Sheriff* — Continued.

County of Hampshire.					County of Middlesex — Concluded.				
	Albert G. Beckmann of Northampton.	All Others.	Blanks.	Total Vote.	Joseph M. McElroy of Cambridge.	All Others.	Blanks.	Total Vote.	
Amherst . . . . .	1068	—	97	1165	Carlisle . . . . .	—	32	171	
Belchertown . . . . .	180	—	32	212	Chelmsford . . . . .	—	401	1799	
Chesterfield . . . . .	96	—	4	100	Concord . . . . .	—	233	1441	
Cummington . . . . .	116	—	14	130	Dracut . . . . .	—	796	2938	
Easthampton . . . . .	1249	—	383	1632	Dunstable . . . . .	—	20	73	
Goshen . . . . .	81	—	7	88	EVERETT . . . . .	—	3574	1044	
Granby . . . . .	160	—	22	182	Frammingham . . . . .	—	2382	650	
Hadley . . . . .	121	—	9	130	Groton . . . . .	—	598	290	
Hatfield . . . . .	92	—	9	101	Holliston . . . . .	—	508	92	
Huntington . . . . .	95	—	17	112	Hopkinton . . . . .	—	280	97	
Middlefield . . . . .	31	—	5	36	Hudson . . . . .	—	512	82	
NORTHAMPTON . . . . .	2556	—	325	2861	Lexington . . . . .	—	1954	314	
Pelham . . . . .	62	—	7	69	Lincoln . . . . .	—	326	67	
Plainfield . . . . .	48	—	12	60	Littleton . . . . .	—	312	69	
South Hadley . . . . .	912	1	146	1059	LOWELL . . . . .	—	11213	1967	
Southampton . . . . .	111	—	16	127	MALDEN . . . . .	—	5100	1931	
Ware . . . . .	237	—	76	313	MARLBOROUGH . . . . .	—	1271	283	
Westhampton . . . . .	70	—	1	71	Maynard . . . . .	—	683	152	
Williamsburg . . . . .	363	—	50	413	MEDFORD . . . . .	—	5317	1897	
Worthington . . . . .	75	—	4	79	MELROSE . . . . .	—	5591	1175	
Totals . . . . .	7643	1	1236	8880	Natick . . . . .	—	1114	329	
					NEWTON . . . . .	—	10748	2133	
					North Reading . . . . .	—	289	58	
					Pepperell . . . . .	—	377	106	
					Reading . . . . .	—	2204	448	
					Sherborn . . . . .	—	173	35	
					Shirley . . . . .	—	122	17	
					SOMERVILLE . . . . .	—	7742	1146	
					Stoneham . . . . .	—	1190	228	
					Stow . . . . .	—	189	25	
					Sudbury . . . . .	—	376	67	
					Tewksbury . . . . .	—	444	97	
					Townsend . . . . .	—	290	90	
					Tyngsborough . . . . .	—	221	36	
					Wakefield . . . . .	—	1486	245	
					WALTHAM . . . . .	—	4294	1061	
					Watertown . . . . .	—	3515	487	
					Wayland . . . . .	—	390	121	
					Westford . . . . .	—	383	132	
					Weston . . . . .	—	824	71	
					Wilmington . . . . .	—	415	94	
					Winchester . . . . .	—	2219	403	
					WOBURN . . . . .	—	1165	163	
					Totals . . . . .	101912	9	22560	

County of Nantucket.				
	Nelson O. Dunham of Nantucket.	Walter Arthur Johnson of Nan- tucket.	Joseph M. Larkin of Nantucket.	Arthur B. Tanning, Jr., of Nantucket.
Nantucket . . . . .	360	107	126	88
				36
				22
				739

County of Norfolk.								
	Louis K. Badger of Quincy.	Russell T. Bates of Quincy.	Frederick A. Hol- brook of Quincy.	Herbert F. Perry of Brookline.	Samuel H. Wragg of Needham.	All Others.	Blanks.	Total Vote.
Avon . . . . .	27	61	35	6	112	—	23	264
Bellingham . . . . .	22	32	14	2	68	—	20	158
Braintree . . . . .	889	787	404	28	1651	—	318	4087
Brookline . . . . .	416	704	384	1039	4097	—	615	7255
Canton . . . . .	29	62	9	7	538	—	29	674
Cohasset . . . . .	56	168	14	15	239	—	63	555
Dedham . . . . .	76	782	80	34	1495	—	88	2555
Dover . . . . .	20	43	4	17	252	—	25	361
Foxborough . . . . .	27	163	13	5	450	—	41	639



REPUBLICAN.  
 Sheriff — Continued.

County of Norfolk — Concluded.		Louis K. Badger of Quincy.	Russell T. Bates of Quincy.	Frederick A. Hol- brook of Quincy.	Herbert F. Perry of Brookline.	Samuel H. Wragg of Needham.	All Others.	Blanks.	Total Vote.
Franklin		55	220	41	7	422		73	818
Holbrook		19	305	19	2	398		18	761
Medfield		54	79	14	8	303		27	485
Medway		104	88	88	11	320		125	736
Millis		28	38	9	10	334		30	449
Milton		1118	805	193	46	1426		395	3983
Needham		113	415	92	58	2409		173	3290
Norfolk		27	57	21	9	186		60	360
Norwood		158	211	67	15	992		86	1529
Plainville		29	124	45	10	162		124	494
QUINCY		4535	3296	1190	109	2066		756	11952
Randolph		90	119	66	10	304		67	656
Sharon		44	76	21	10	380		63	594
Stoughton		62	104	41	7	439		43	696
Walpole		58	88	13	12	539		50	760
Wellesley		75	265	75	65	2374		212	3066
Westwood		133	177	11	6	396		36	759
Weymouth		339	1039	351	22	896		228	2875
Wrentham		40	84	31	12	226		64	457
Totals		8643	10332	3345	1582	23484		3852	51238

County of Plymouth.		Charles H. Robbins of Plymouth.	All Others.	Blanks.	Total Vote.	County of Plymouth — Concluded.		Charles H. Robbins of Plymouth.	All Others.	Blanks.	Total Vote.
Abington		605		197	862	Marshfield		436		192	628
Bridgewater		367		138	505	Mattapoisett		122		30	152
Brockton		6076		2694	8770	Middleborough		625		247	872
Carver		87		15	102	Norwell		294		104	398
Duxbury		270		58	328	Pembroke		301		97	398
East Bridgewater		261		91	352	Plymouth		1391		648	2039
Halifax		140		26	166	Plympton		74		13	87
Hanover		338	1	128	467	Rochester		70		14	84
Hanson		242		68	310	Rockland		596		416	1012
Hingham		740		170	910	Scituate		593		276	869
Hull		231		128	359	Wareham		571		297	868
Kingston		225		58	283	West Bridgewater		301		100	401
Lakeville		143		62	205	Whitman		610		307	917
Marion		192	1	52	245	Totals		15901	2	6626	22529

County of Suffolk.		John A. Keliher (*) of Boston.	Edward L. Davis of Boston.	Louis Goldstein of Boston.	Alfred A. Kerr of Boston.	All Others.	Blanks.	Total Vote.
BOSTON		18743	4709	3328	5522	19	5317	37638
CHELSEA		780	209	272	153		254	1668
REVERE		3068	697	499	475		1113	5852
Winthrop		1790	472	78	305		441	3086
Totals		24381	6087	4177	6455	19	7125	48244

(\*) John A. Keliher died; Timothy W. Murphy of Boston substituted.

REPUBLICAN.  
*Sheriff*—Concluded.

County of Worcester.	Edgar C. Erickson of West Boylston.	Prim J. Reeves of Worcester.	All Others.	Blanks.	Total Vote.
Ashburnham . . . . .	57	29		33	119
Athol . . . . .	814	320		274	1408
Auburn . . . . .	423	71		50	544
Barre . . . . .	160	63		72	295
Beclin . . . . .	127	41		15	183
Blackstone . . . . .	71	8		6	85
Bolton . . . . .	104	26		18	148
Boylston . . . . .	134	22		8	164
Brookfield . . . . .	65	52		15	132
Charlton . . . . .	80	19		17	116
Clinton . . . . .	1002	136		166	1304
Douglas . . . . .	87	28		10	125
Dudley . . . . .	128	40		33	201
East Brookfield . . . . .	31	30		6	67
FITCHBURG . . . . .	1888	354		390	2632
GARDNER . . . . .	893	142	2	279	1316
Grafton . . . . .	463	109		144	716
Hardwick . . . . .	59	20		14	93
Harvard . . . . .	97	16		23	136
Holden . . . . .	554	54		31	639
Hopedale . . . . .	362	57		48	467
Hubbardston . . . . .	48	35		9	92
Lancaster . . . . .	369	52		52	473
Leicester . . . . .	178	43		17	238
LEOMINSTER . . . . .	1292	284		403	1979
Lunenburg . . . . .	171	22		27	220
Mendon . . . . .	89	33		30	152
Millford . . . . .	812	274		929	2015
Millbury . . . . .	258	46		40	344
Millville . . . . .	18	2		4	24
New Braintree . . . . .	5	14		—	19
North Brookfield . . . . .	157	60		20	237
Northborough . . . . .	239	92		32	363
Northbridge . . . . .	301	63		54	418
Oakham . . . . .	60	7		10	77
Oxford . . . . .	226	53		59	338
Paxton . . . . .	106	33		16	155
Petersham . . . . .	75	20		22	117
Phillipston . . . . .	38	6		8	52
Princeton . . . . .	90	10		6	106
Royalston . . . . .	46	9		7	62
Rutland . . . . .	229	36		36	301
Shrewsbury . . . . .	842	222		114	1178
Southborough . . . . .	165	60		58	283
Southbridge . . . . .	305	136		112	553
Spencer . . . . .	181	86		62	329
Sterling . . . . .	279	28		23	330
Sturbridge . . . . .	72	21		19	112
Sutton . . . . .	96	33		12	141
Templeton . . . . .	188	33		38	259
Upton . . . . .	295	81		110	486
Uxbridge . . . . .	211	51		24	286
Warren . . . . .	71	23		15	109
Webster . . . . .	558	272	1	245	1076
West Boylston . . . . .	498	21		31	550
West Brookfield . . . . .	34	12		10	56
Westborough . . . . .	656	171		232	1059
Westminster . . . . .	117	16		18	151
Winchendon . . . . .	191	53		68	312
WORCESTER . . . . .	17061	4585		2106	23752
Totals . . . . .	34226	8735	3	6730	49694

REPUBLICAN.  
Clerk of Courts.  
(To fill vacancy.)

County of Hampshire.		Grace T. Hawksley of Northampton.	All Others.	Blanks.	Total Vote.
Amherst . . . . .		955		150	1105
Belchertown . . . . .		133		79	212
Chesterfield . . . . .		98		2	100
Cummington . . . . .		117		13	130
Easthampton . . . . .		1100		532	1632
Goshen . . . . .		71		17	88
Granby . . . . .		151		31	182
Hadley . . . . .		116		14	130
Hatfield . . . . .		89		12	101
Huntington . . . . .		90		22	112
Middlefield . . . . .		35		1	36
NORTHAMPTON		2457		404	2861
Pelham . . . . .		60		9	69
Plainfield . . . . .		47		13	60
South Hadley . . . . .		850		209	1059
Southampton . . . . .		108		19	127
Ware . . . . .		227		86	313
Westhampton . . . . .		68		3	71
Williamsburg . . . . .		348		65	413
Worthington . . . . .		72		7	79
Totals . . . . .		7192		1688	8880

County of Middlesex.		Edward J. Hamilton of Lowell.	Frederic L. Putnam of Melrose.	All Others.	Blanks.	Total Vote.
Acton . . . . .		159	417		118	694
Arlington . . . . .		833	3579		664	5076
Ashby . . . . .		16	61		18	95
Ashland . . . . .		131	263		124	518
Ayer . . . . .		66	155		72	293
Bedford . . . . .		60	196		99	355
Belmont . . . . .		941	3802		1160	5903
Billerica . . . . .		326	450		169	945
Boxborough . . . . .		8	56		7	71
Burlington . . . . .		39	124		45	208
CAMBRIDGE		1676	4188		1410	7274
Carlisle . . . . .		44	95		32	171
Chelmsford . . . . .		587	895		317	1799
Concord . . . . .		263	857		321	1441
Dracut . . . . .		1082	514		442	2038
Dunstable . . . . .		18	41		14	73
EVERETT		841	2799		978	4618
Frammingham . . . . .		746	1686		600	3032
Groton . . . . .		201	356		331	888
Holliston . . . . .		133	332		135	600
Hopkinton . . . . .		105	172		100	377
Ipsdon . . . . .		130	368		96	594
Lexington . . . . .		392	1493		413	2298
Lincoln . . . . .		74	229		90	393
Littleton . . . . .		117	199		65	381
LOWELL		7066	4242		1872	13180
MALDEN		723	4820		1488	7031
MARLBOROUGH		424	805		325	1554
Maynard . . . . .		215	402		219	836
MEDFORD		1097	4454		1663	7214
MELROSE		377	5458		931	6766
Natick . . . . .		305	811		327	1443
NEWTON		1595	9279		2007	12881
North Reading . . . . .		61	228		58	347
Pepperell . . . . .		128	232		123	483
Reading . . . . .		332	1897		423	2652
Sherborn . . . . .		36	117		55	208
Shirley . . . . .		32	92		15	139
SOMERVILLE		1642	5927		1319	8888
Stoneham . . . . .		138	1044		237	1419
Stow . . . . .		47	139		28	214
Sudbury . . . . .		105	263		75	443

**REPUBLICAN.**  
*Clerk of Courts — Concluded.*  
(To fill vacancy.)

County of Middlesex — Concluded.	Edward J. Hamilton of Lowell.	Frederic L. Putnam of Melrose.	All Others.	Blanks.	Total Vote.
Tewksbury . . . . .	188	256	—	97	541
Townsend . . . . .	97	179	—	104	380
Tyngsborough . . . . .	81	129	—	47	257
Wakefield . . . . .	180	1295	—	258	1733
WALTHAM . . . . .	1241	2893	—	1221	5355
Watertown . . . . .	794	2662	—	546	4062
Wayland . . . . .	110	284	—	117	511
Westford . . . . .	201	211	—	103	515
Weston . . . . .	96	710	—	89	895
Wilmington . . . . .	123	285	—	101	509
Winchester . . . . .	312	1857	1	452	2622
Woburn . . . . .	282	873	—	173	1328
Totals . . . . .	27016	75171	1	22293	124481

*Register of Deeds.*  
(To fill vacancy.)

Essex Northern District.	G. Hudson Driver of Lawrence.	Edward J. McVey of North Andover.	All Others.	Blanks.	Total Vote.
Andover . . . . .	1217	269	—	254	1740
LAWRENCE . . . . .	4185	459	—	638	5282
Methuen . . . . .	3338	245	—	520	4163
North Andover . . . . .	815	214	—	103	1132
Totals . . . . .	9555	1187	—	1515	12257

Hampden District.	C. Wesley Hale of Springfield.	Troy T. Murray of Springfield.	Leo P. General of Chicopee.	Ralph H. Taylor of Springfield.	All Others.	Blanks.	Total Vote.
Agawam . . . . .	162	160	23	58	—	39	382
Blandford . . . . .	15	12	5	10	1	15	68
Brimfield . . . . .	77	8	—	19	—	9	115
Chester . . . . .	28	29	2	17	—	336	412
CHICOPEE . . . . .	415	292	2419	216	1	562	3905
East Longmeadow . . . . .	146	126	4	75	—	43	394
Granville . . . . .	36	2	1	5	—	17	61
Hampden . . . . .	73	29	3	27	—	14	146
Holland . . . . .	9	2	—	6	—	3	20
HOLYOKE . . . . .	754	651	910	645	—	717	3677
Longmeadow . . . . .	638	360	24	180	1	92	1295
Ludlow . . . . .	154	99	45	92	—	74	464
Monson . . . . .	140	23	12	63	—	47	285
Montgomery . . . . .	6	4	—	4	—	2	16
Palmer . . . . .	220	95	148	106	1	256	826
Russell . . . . .	29	16	3	16	—	13	77
Southwick . . . . .	51	12	1	22	—	23	109
SPRINGFIELD . . . . .	5968	4381	756	1949	—	1269	11326
Tolland . . . . .	9	9	2	1	—	1	22
Wales . . . . .	53	2	—	7	—	3	68
West Springfield . . . . .	603	497	75	318	—	111	1604
WESTFIELD . . . . .	454	319	56	371	—	205	1435
Wilbraham . . . . .	158	40	11	52	—	37	298
Totals . . . . .	10241	7681	4502	4259	4	3918	30005

REPUBLICAN.

Register of Deeds — Concluded.  
(To fill vacancy.)

Hampshire District.		Samuel A. Eyre of Northampton.	Joseph Schott of Easthampton.	Gordon P. Towbridge of Northampton.	Raymond A. Warner of Williamsburg.	All Others.	Blanks.	Total Vote.
Amherst . . . . .		241	11	343	430		80	1105
Belchertown . . . . .		20	4	56	122		10	212
Chesterfield . . . . .		9	—	5	86		—	100
Cummington . . . . .		11	—	13	103		3	130
Easthampton . . . . .		379	296	468	310	1	178	1632
Goshen . . . . .		9	1	8	67		3	88
Granby . . . . .		37	5	52	80		8	182
Hadley . . . . .		38	2	36	80		4	130
Hatfield . . . . .		37	—	36	20		6	101
Huntington . . . . .		14	6	13	70		9	112
Middlefield . . . . .		3	1	11	17		4	36
NORTHAMPTON . . . . .		1371	25	705	675		85	2861
Pelham . . . . .		10	—	23	29		—	69
Plainfield . . . . .		10	1	7	40		—	60
South Hadley . . . . .		247	34	440	250	3	85	1059
Southampton . . . . .		18	5	27	72		5	127
Ware . . . . .		46	7	157	53		50	313
Westhampton . . . . .		2	—	23	42		4	71
Williamsburg . . . . .		39	2	16	348		8	413
Worthington . . . . .		20	—	4	53		12	79
Totals . . . . .		2541	402	2433	2947	4	553	8880

County Commissioner.  
(To fill vacancy.)

County of Hampden.		Esther Evans Lynch of Holyoke.	Lodwik Marhele-wicz of Palmer.	John F. Shea of Holyoke.	Edward J. Stapel-ton of Holyoke.	All Others.	Blanks.	Total Vote.
Agawam . . . . .		51	24	41	201		65	382
Blandford . . . . .		6	4	15	28		15	68
Brimfield . . . . .		12	44	6	30		13	115
Chester . . . . .		46	8	6	44		15	119
CHICOPEE . . . . .		408	1368	349	1055		725	3905
East Longmeadow . . . . .		49	24	34	237		50	394
Granville . . . . .		5	2	5	30		19	61
Hampden . . . . .		19	13	12	75		27	146
Holland . . . . .		1	12	1	5		1	20
HOLYOKE . . . . .		971	276	923	950		547	3677
Longmeadow . . . . .		186	95	129	684		201	1295
Ludlow . . . . .		54	100	22	220		68	464
Monson . . . . .		23	123	11	91		37	285
Montgomery . . . . .		4	—	1	10		1	16
Palmer . . . . .		15	638	19	85		69	826
Russell . . . . .		5	3	8	47		14	77
Southwick . . . . .		13	7	11	58		20	109
SPRINGFIELD . . . . .		1929	1361	1436	7447		2153	14326
Tolland . . . . .		1	1	7	13		—	22
Wales . . . . .		7	24	4	21		12	68
West Springfield . . . . .		261	91	120	982		210	1604
WESTFIELD . . . . .		125	130	125	848		267	1435
Wilbraham . . . . .		30	38	24	168		38	298
Totals . . . . .		4161	4386	3319	13339		4507	29712

**REPUBLICAN.**  
*County Commissioner — Concluded.*  
 (To fill vacancy.)

<b>County of Plymouth.</b>	Hoyace C. Baker of Brockton.	Eben M. Bent of Brockton.	Eliroy S. Thompson of Brockton.	James A. White of Plymouth.	Leroy A. Whitten of Brockton.	Oscar E. Young of Brockton.	All Others	Blanks.	Total Vote.
Abington . . . . .	260	376	57	47	13	14	—	95	802
Bridgewater . . . . .	163	132	50	65	19	27	—	49	505
Brockton . . . . .	1763	4681	975	77	300	668	—	306	8770
Carver . . . . .	14	32	7	34	5	2	—	8	102
Duxbury . . . . .	74	116	21	81	2	6	—	28	328
East Bridgewater . . . . .	88	123	55	23	5	29	—	29	352
Halifax . . . . .	60	47	30	18	12	4	—	5	166
Hanover . . . . .	112	190	19	56	5	20	—	65	467
Hanson . . . . .	99	151	19	21	3	3	—	14	310
Hingham . . . . .	141	383	27	148	30	32	—	149	910
Hull . . . . .	61	153	6	27	6	21	—	85	359
Kingston . . . . .	41	34	74	107	5	5	—	17	283
Lakeville . . . . .	77	57	3	27	5	8	—	28	205
Marion . . . . .	54	77	15	39	12	17	—	31	245
Marshfield . . . . .	120	215	28	163	9	24	—	129	628
Mattapoisett . . . . .	40	43	7	31	4	6	—	21	152
Middleborough . . . . .	206	276	94	143	22	38	—	96	872
Norwell . . . . .	92	111	18	60	10	22	—	85	398
Pembroke . . . . .	126	151	25	45	9	5	—	37	398
Plymouth . . . . .	187	422	57	1120	19	28	—	266	2039
Plympton . . . . .	21	31	10	19	2	1	—	5	87
Rochester . . . . .	29	19	5	10	4	5	—	12	84
Rockland . . . . .	164	448	50	62	22	15	—	251	1012
Scituate . . . . .	147	298	43	170	29	34	—	156	869
Wareham . . . . .	162	234	54	116	40	45	—	217	868
West Bridgewater . . . . .	142	144	38	15	6	27	—	29	401
Whitman . . . . .	543	306	88	39	10	42	—	89	907
Totals . . . . .	4726	9250	1872	2763	568	1145	—	2240	22537

---

---

NUMBER OF VOTES

RECEIVED BY EACH

DEMOCRATIC CANDIDATE FOR NOMINATION  
FOR A STATE OFFICE

AT THE

STATE PRIMARY

SEPTEMBER 20, 1938

ARRANGED BY CITIES, TOWNS AND DISTRICTS

---

---

DEMOCRATIC.  
 NUMBER OF VOTES RECEIVED BY EACH DEMOCRATIC CANDIDATE FOR NOMINATION  
 FOR A STATE OFFICE AT THE STATE PRIMARY, SEPT. 20, 1938.

*Governor.*

**County of Barnstable.**

Cities and Towns.	Charles F. Hurley of Cambridge.	James M. Curley of Boston.	Francis E. Kelly of Boston.	Richard M. Russell of Cambridge.	All Others.	Blanks.	Total Vote.
Barnstable . . . . .	96	48	20	18	-	-	185
Bourne . . . . .	4	20	2	5	-	-	33
Brewster . . . . .	5	6	1	2	-	-	14
Chatham . . . . .	54	13	1	4	-	6	78
Dennis . . . . .	21	16	7	5	-	3	52
Eastham . . . . .	3	-	1	-	-	-	4
Falmouth . . . . .	64	76	27	17	-	5	189
Harwich . . . . .	15	12	5	5	-	3	40
Mashpee . . . . .	54	39	2	1	-	-	96
Orleans . . . . .	4	1	4	2	-	-	11
Provincetown . . . . .	106	21	11	9	-	6	153
Sandwich . . . . .	32	33	2	4	-	-	71
Truro . . . . .	4	4	6	-	-	2	16
Wellfleet . . . . .	24	5	6	1	-	2	38
Yarmouth . . . . .	19	8	4	13	-	6	50
Totals . . . . .	505	302	99	86	-	38	1030

**County of Berkshire.**

Adams . . . . .	299	177	63	20	-	38	597
Alford . . . . .	3	2	-	4	-	-	9
Becket . . . . .	13	2	2	1	-	-	18
Cheshire . . . . .	107	17	5	8	-	6	143
Clarksburg . . . . .	18	10	4	1	-	2	35
Dalton . . . . .	49	45	11	11	-	6	122
Egremont . . . . .	14	-	-	1	-	1	16
Florida . . . . .	5	3	1	1	-	1	11
Great Barrington . . . . .	112	68	59	20	-	7	266
Hancock . . . . .	3	1	-	-	-	1	5
Hinsdale . . . . .	108	38	11	18	-	8	183
Lanesborough . . . . .	28	4	2	3	-	-	39
Lee . . . . .	223	96	49	21	-	25	414
Lenox . . . . .	103	55	37	25	-	6	226
Monterey . . . . .	7	1	-	1	-	-	9
Mount Washington . . . . .	-	10	-	-	-	-	10
New Ashford . . . . .	12	-	-	-	-	-	12
New Marlborough . . . . .	12	6	2	3	-	3	26
NORTH ADAMS . . . . .	1006	519	182	79	-	128	1914
Otis . . . . .	5	3	2	-	-	-	10
Pernu . . . . .	15	1	-	1	-	1	18
PITTSFIELD . . . . .	2635	982	474	405	-	151	4647
Richmond . . . . .	13	2	2	-	-	2	19
Sandisfield . . . . .	12	19	7	6	-	3	47
Savoy . . . . .	7	6	-	-	-	2	15
Sheffield . . . . .	27	5	3	-	-	-	35
Stockbridge . . . . .	26	16	9	8	-	3	62
Tyringham . . . . .	13	1	1	2	-	-	17
Washington . . . . .	2	7	-	-	-	1	10
West Stockbridge . . . . .	29	27	9	18	-	1	84
Williamstown . . . . .	102	23	14	17	-	4	160
Windsor . . . . .	1	-	2	2	-	-	5
Totals . . . . .	5009	2146	951	676	-	402	9184

**County of Bristol.**

Acushnet . . . . .	235	63	76	43	-	14	431
ATTLEBORO . . . . .	372	159	76	20	-	18	645
Berkley . . . . .	30	43	7	-	-	-	80
Dartmouth . . . . .	182	130	87	37	-	16	452
Dighton . . . . .	13	14	7	2	-	1	37
Easton . . . . .	133	94	62	11	-	5	305
Fairhaven . . . . .	301	153	116	55	-	27	655
FALL RIVER . . . . .	9565	4336	2346	767	-	520	17534
Freetown . . . . .	18	11	16	1	-	-	53
Mansfield . . . . .	102	41	35	8	-	8	194
NEW BEDFORD . . . . .	5375	1626	2706	723	-	321	10751
North Attleborough . . . . .	134	88	57	9	-	4	292
Norton . . . . .	42	14	8	3	-	-	67
Raynham . . . . .	20	63	13	7	-	5	108
Rehoboth . . . . .	18	10	3	2	-	4	37
Seekonk . . . . .	28	47	9	2	-	4	90
Somerset . . . . .	269	72	48	12	-	24	425
Swansea . . . . .	90	36	19	6	-	5	156
TAUNTON . . . . .	1027	1662	862	89	1	103	3744
Westport . . . . .	86	12	7	15	-	7	127
Totals . . . . .	18043	8671	6560	1812	1	1093	36183



**DEMOCRATIC.**  
*Governor* — Continued.  
**County of Dukes County.**

Cities and Towns.	Charles F. Hurley of Cambridge.	James M. Curley of Boston.	Francis E. Kelly of Boston.	Richard M. Russell of Cambridge.	All Others.	Blanks.	Total Vote.
Chilmark . . . . .	4	—	—	—	—	—	4
Edgartown . . . . .	15	16	5	—	—	5	43
Gay Head . . . . .	25	—	—	—	—	1	26
Gosnold . . . . .	1	1	1	1	—	—	4
Oak Bluffs . . . . .	24	7	12	3	—	—	49
Tisbury . . . . .	30	8	11	6	—	—	57
West Tisbury . . . . .	3	—	1	1	—	—	6
Totals . . . . .	102	32	30	13	—	12	189

**County of Essex.**

Amesbury . . . . .	166	75	142	20	—	13	416
Andover . . . . .	484	253	226	50	—	51	1064
BEVERLY . . . . .	368	234	105	74	—	13	794
Boxford . . . . .	3	3	1	6	—	—	13
Danvers . . . . .	132	113	63	29	—	10	347
Essex . . . . .	7	3	1	30	—	—	41
Georgetown . . . . .	25	7	3	3	—	—	38
GLOUCESTER . . . . .	298	222	97	48	1	12	678
Groveland . . . . .	33	34	14	9	—	2	92
Hamilton . . . . .	7	17	16	8	—	2	50
HAVERHILL . . . . .	1389	1073	434	91	—	164	3151
Ipswich . . . . .	76	107	42	14	—	6	245
LAWRENCE . . . . .	9556	5007	4551	1278	—	801	21193
LYNN . . . . .	4169	5868	3365	1020	1	372	14795
Lynnfield . . . . .	39	46	20	7	—	3	115
Manchester . . . . .	58	25	9	2	—	1	95
Marblehead . . . . .	185	91	35	27	—	7	345
Merrimac . . . . .	22	18	9	8	—	—	57
Methuen . . . . .	745	403	355	110	—	59	1672
Middleton . . . . .	20	15	1	2	—	—	38
Nahant . . . . .	59	40	21	13	—	1	134
Newbury . . . . .	13	5	7	5	—	3	33
NEWBURYPORT . . . . .	308	149	200	27	—	22	706
North Andover . . . . .	327	136	119	38	4	19	643
PEABODY . . . . .	1340	2011	611	215	—	109	4286
Rockport . . . . .	28	24	9	7	—	4	72
Rowley . . . . .	4	16	4	6	—	—	30
SALEM . . . . .	1604	1462	693	243	—	112	4114
Salisbury . . . . .	16	11	6	6	—	—	39
Saugus . . . . .	276	328	133	74	5	24	840
Swampscott . . . . .	247	177	71	31	—	14	540
Topsfield . . . . .	1	4	6	1	—	—	12
Wenham . . . . .	3	4	2	6	—	1	16
West Newbury . . . . .	14	5	10	2	—	1	32
Totals . . . . .	22022	17986	11381	3510	11	1826	56736

**County of Franklin.**

Ashfield . . . . .	3	—	1	—	—	—	4
Bernardston . . . . .	19	1	1	2	—	—	23
Buckland . . . . .	26	9	5	1	—	3	44
Charlemont . . . . .	17	8	—	1	—	1	27
Colrain . . . . .	32	7	3	2	—	—	44
Conway . . . . .	11	3	3	1	—	—	18
Deerfield . . . . .	39	30	9	63	—	5	146
Erving . . . . .	21	13	14	6	—	1	55
Gill . . . . .	9	3	2	1	—	—	15
Greenfield . . . . .	369	310	208	88	—	33	1008
Hawley . . . . .	—	4	1	—	—	1	6
Heath . . . . .	13	1	—	—	—	—	14
Leverett . . . . .	19	—	—	—	—	—	19
Leyden . . . . .	1	2	—	—	—	—	3
Monroe . . . . .	5	—	—	—	—	—	5
Montague . . . . .	221	199	81	40	—	9	550
New Salem . . . . .	—	6	12	—	—	1	19
Northfield . . . . .	37	6	3	2	—	1	49
Orange . . . . .	64	27	23	5	1	7	127
Rowe . . . . .	7	—	—	1	—	—	8
Shelburne . . . . .	8	4	—	3	—	—	15
Shutesbury . . . . .	5	—	6	—	—	—	11
Sunderland . . . . .	20	8	—	3	—	—	31
Warwick . . . . .	6	1	5	1	—	—	13
Wendell . . . . .	14	6	5	—	—	2	27
Whately . . . . .	46	20	4	10	—	1	81
Totals . . . . .	1012	668	386	230	1	65	2362

DEMOCRATIC.  
Governor — Continued.  
County of Hampden.

Cities and Towns.	Charles F. Hurley of Cambridge.	James M. Curley of Boston.	Francis E. Kelly of Boston.	Richard M. Russell of Cambridge.	All Others	Blanks.	Total Vote
Agawam . . . . .	60	245	126	20	—	23	474
Blandford . . . . .	1	1	6	—	—	—	10
Brimfield . . . . .	11	3	8	—	—	1	23
Chester . . . . .	29	8	10	1	—	—	48
CHICOPEE . . . . .	1362	1087	1845	146	3	154	4597
East Longmeadow . . . . .	57	82	56	11	—	9	215
Granville . . . . .	6	7	1	—	—	2	16
Hampden . . . . .	13	7	17	4	—	2	43
Holland . . . . .	30	3	2	—	—	2	37
HOLYOKE . . . . .	2438	3488	3224	476	—	298	9924
Longmeadow . . . . .	88	33	29	8	—	3	161
Ludlow . . . . .	62	136	204	14	—	6	422
Monson . . . . .	31	52	31	3	—	2	119
Montgomery . . . . .	—	4	—	1	—	1	6
Palmer . . . . .	197	296	101	19	—	23	636
Russell . . . . .	5	17	22	3	—	2	49
Southwick . . . . .	15	3	7	3	—	3	31
SPRINGFIELD . . . . .	4473	4671	4845	572	29	369	14959
Tolland . . . . .	—	—	—	—	—	—	—
Wales . . . . .	7	2	12	—	—	—	21
West Springfield . . . . .	615	457	451	54	—	59	1627
WESTFIELD . . . . .	628	753	635	113	—	64	2193
Wilbraham . . . . .	80	64	66	8	—	11	229
Totals . . . . .	10208	11419	11698	1458	32	1025	35840

County of Hampshire.

Amherst . . . . .	75	44	54	16	—	5	194
Belchertown . . . . .	31	100	56	3	—	4	194
Chesterfield . . . . .	3	2	—	7	—	—	12
Cummington . . . . .	4	—	—	5	—	—	9
Easthampton . . . . .	260	84	173	26	—	18	561
Goshen . . . . .	1	—	—	—	—	—	1
Granby . . . . .	14	16	16	1	—	2	49
Hadley . . . . .	46	38	21	17	—	—	122
Hatfield . . . . .	69	115	79	26	—	16	305
Huntington . . . . .	39	28	20	6	—	4	97
Middlefield . . . . .	5	—	3	—	—	—	8
NORTHAMPTON . . . . .	966	904	918	133	—	86	3007
Pelham . . . . .	4	—	—	2	—	—	6
Plainfield . . . . .	—	—	—	4	—	—	4
South Hadley . . . . .	141	348	302	47	—	24	862
Southampton . . . . .	33	5	11	1	—	—	50
Ware . . . . .	344	456	162	57	—	80	1099
Westhampton . . . . .	3	—	1	—	—	—	4
Williamsburg . . . . .	54	43	65	9	—	2	173
Worthington . . . . .	5	—	14	1	—	—	20
Totals . . . . .	2697	2183	1895	361	—	241	6777

County of Middlesex.

Acton . . . . .	45	30	18	2	—	1	96
Arlington . . . . .	1160	1124	363	170	1	42	2860
Ashby . . . . .	5	—	—	2	—	—	7
Ashland . . . . .	43	79	63	5	—	5	195
Ayer . . . . .	83	33	28	7	—	1	152
Bedford . . . . .	14	33	11	2	—	2	62
Belmont . . . . .	932	481	141	131	—	28	1713
Billerica . . . . .	119	163	109	15	—	6	412
Boxborough . . . . .	8	6	2	2	—	—	18
Burlington . . . . .	198	168	82	58	—	24	530
CAMBRIDGE . . . . .	7808	9149	2066	3204	—	433	22660
Carlisle . . . . .	2	—	3	6	—	—	11
Chelmsford . . . . .	118	116	66	18	—	6	324
Concord . . . . .	153	122	36	6	—	9	326
Dracut . . . . .	59	79	53	16	—	6	213
Dunstable . . . . .	1	3	1	—	—	—	5
EVERETT . . . . .	1101	2657	879	246	1	111	4995
Framingham . . . . .	658	657	677	77	—	44	2113
Groton . . . . .	16	15	13	3	—	—	47
Holliston . . . . .	78	31	47	8	—	5	169
Hopkinton . . . . .	100	91	66	10	—	2	269
Hudson . . . . .	225	319	235	29	—	33	841
Lexington . . . . .	150	143	49	26	—	9	377
Lincoln . . . . .	13	18	2	7	—	2	42
Littleton . . . . .	17	8	2	—	—	—	27

**DEMOCRATIC.**  
*Governor — Continued.*  
**County of Middlesex — Concluded.**

Cities and Towns.	Charles F. Hurley of Cambridge.	James M. Curley of Boston.	Francis E. Kelly of Boston.	Richard M. Russell of Cambridge.	All Others.	Blanks	Total Vote.
LOWELL . . . . .	5784	6773	3476	901	1	331	17266
MALDEN . . . . .	1702	2126	663	188	—	123	4802
MARLBOROUGH . . . . .	817	705	417	64	—	84	2087
Maynard . . . . .	171	199	172	27	1	33	603
MEDFORD . . . . .	1971	2678	915	376	10	172	6123
MELROSE . . . . .	287	174	77	56	—	11	605
Natick . . . . .	405	449	382	49	—	17	1302
NEWTON . . . . .	1321	1169	604	214	—	61	3369
North Reading . . . . .	91	83	24	12	—	7	217
Pepperell . . . . .	28	13	13	6	—	—	60
Reading . . . . .	109	90	46	24	—	4	273
Sherborn . . . . .	16	5	10	5	—	2	38
Shirley . . . . .	33	14	10	4	—	—	61
SOMERVILLE . . . . .	4610	9002	2462	1357	31	451	17913
Stoneham . . . . .	114	118	73	16	4	7	332
Stow . . . . .	2	9	9	4	—	—	24
Sudbury . . . . .	11	15	6	5	—	—	37
Tewksbury . . . . .	78	87	29	18	—	5	217
Townsend . . . . .	28	7	7	4	1	1	48
Tyngsborough . . . . .	7	5	16	1	—	1	30
Wakefield . . . . .	512	404	162	93	40	56	1267
WALTHAM . . . . .	1492	1937	905	225	—	83	4642
Watertown . . . . .	1827	2015	534	195	—	96	4669
Wayland . . . . .	32	68	42	8	—	1	151
Westford . . . . .	23	28	18	8	—	2	79
Weston . . . . .	90	22	20	16	—	1	149
Wilmington . . . . .	53	83	64	9	—	3	212
Winchester . . . . .	208	230	136	30	—	20	624
WOBURN . . . . .	1050	1124	571	116	47	45	2953
Totals . . . . .	35978	45157	16875	8081	139	2386	108616

**County of Nantucket.**

Nantucket . . . . .	72	5	4	8	1	11	101
---------------------	----	---	---	---	---	----	-----

**County of Norfolk.**

Avon . . . . .	74	50	18	5	—	2	149
Bellingham . . . . .	49	51	71	2	—	6	179
Braintree . . . . .	194	150	109	52	—	11	516
Brookline . . . . .	853	1362	551	283	3	49	3101
Canton . . . . .	367	214	186	37	—	20	824
Cohasset . . . . .	24	43	26	5	—	1	99
Dedham . . . . .	466	437	268	55	—	18	1244
Dover . . . . .	10	31	3	8	—	1	53
Foxborough . . . . .	17	80	26	6	—	2	131
Franklin . . . . .	176	168	152	13	—	20	529
Holbrook . . . . .	60	54	37	8	—	3	162
Medfield . . . . .	25	62	27	2	—	2	118
Medway . . . . .	77	49	53	8	—	8	195
Millis . . . . .	96	32	75	5	—	1	209
Milton . . . . .	561	428	266	44	—	24	1323
Needham . . . . .	102	63	63	15	—	5	248
Norfolk . . . . .	15	12	18	4	—	—	49
Norwood . . . . .	910	583	647	78	1	73	2292
Plainville . . . . .	12	3	3	3	—	1	22
QUINCY . . . . .	1421	1830	1137	285	—	128	4801
Randolph . . . . .	260	267	126	30	—	15	698
Sharon . . . . .	114	85	85	9	—	5	298
Stoughton . . . . .	242	291	189	34	—	11	767
Walpole . . . . .	199	220	158	34	—	24	635
Wellesley . . . . .	140	127	103	49	—	10	429
Westwood . . . . .	35	22	34	19	—	3	113
Weymouth . . . . .	317	341	163	65	7	18	911
Wrentham . . . . .	30	43	10	2	—	—	85
Totals . . . . .	6346	7098	4604	1160	11	461	20180

**County of Plymouth.**

Abington . . . . .	105	179	119	30	—	18	451
Bridgewater . . . . .	104	86	37	10	—	4	241
BROCKTON . . . . .	2862	2650	1324	371	—	159	7366
Carver . . . . .	4	1	3	1	—	1	10
Duxbury . . . . .	19	16	5	12	—	1	53
Fast Bridgewater . . . . .	46	39	35	8	—	1	179
Halifax . . . . .	8	11	3	2	—	—	24

DEMOCRATIC.  
Governor — Continued.  
County of Plymouth — Concluded.

Cities and Towns.	Charles F. Hurley of Cambridge.	James M. Curley of Boston.	Francis E. Kelly of Boston.	Richard M. Russell of Cambridge.	All Others.	Blanks.	Total Vote.
Hanover . . . . .	13	11	12	2	—	—	38
Hanson . . . . .	23	20	13	4	—	—	60
Hingham . . . . .	94	130	43	31	—	3	301
Hull . . . . .	112	95	14	10	—	3	234
Kingston . . . . .	25	28	4	4	—	6	67
Lakeville . . . . .	4	3	1	2	—	—	10
Marion . . . . .	24	12	36	9	—	2	83
Marshfield . . . . .	18	27	8	6	—	4	63
Mattapoisett . . . . .	24	7	10	4	—	—	45
Middleborough . . . . .	55	111	42	15	—	6	229
Norwell . . . . .	9	11	5	2	—	—	27
Pembroke . . . . .	21	21	5	6	—	—	53
Plymouth . . . . .	115	62	20	13	—	7	217
Plympton . . . . .	9	9	—	1	—	—	19
Rochester . . . . .	1	—	—	—	—	—	1
Rockland . . . . .	262	151	71	16	1	4	505
Scituate . . . . .	122	110	35	6	—	7	280
Wareham . . . . .	45	82	39	7	—	6	179
West Bridgewater . . . . .	20	21	2	4	—	2	49
Whitman . . . . .	231	179	143	23	1	14	591
Totals . . . . .	4375	4122	2029	599	2	248	11375

County of Suffolk.

BOSTON . . . . .	40270	91573	35452	9178	182	4014	180669
CHELSEA . . . . .	1994	2841	1132	442	—	267	6676
REVERE . . . . .	693	2109	509	210	—	105	3626
Winthrop . . . . .	582	656	250	157	—	39	1684
Totals . . . . .	43539	97179	37343	9987	182	4425	192655

County of Worcester.

Ashburnham . . . . .	19	10	3	3	—	—	35
Athol . . . . .	221	62	33	11	1	7	335
Auburn . . . . .	98	49	34	18	—	5	204
Barre . . . . .	41	39	15	7	—	8	110
Berlin . . . . .	7	8	2	2	—	—	19
Blackstone . . . . .	486	817	103	2	—	32	1440
Bolton . . . . .	5	3	2	—	—	—	10
Boylston . . . . .	3	6	4	4	—	—	17
Brookfield . . . . .	53	20	11	3	—	3	90
Charlton . . . . .	9	11	15	1	—	—	36
Clinton . . . . .	1135	598	339	88	—	55	2215
Douglas . . . . .	3	6	13	—	—	—	22
Dudley . . . . .	121	31	57	20	—	15	244
East Brookfield . . . . .	24	20	6	1	—	—	51
FITCHBURG . . . . .	1938	772	525	290	—	103	3628
GARDNER . . . . .	583	116	136	92	—	62	989
Grafton . . . . .	135	106	50	9	—	13	313
Hardwick . . . . .	58	103	53	13	—	17	244
Harvard . . . . .	21	7	3	6	—	3	40
Holden . . . . .	74	54	32	7	—	5	172
Hopedale . . . . .	5	—	6	4	—	—	15
Hubbardston . . . . .	6	5	9	—	—	2	22
Lancaster . . . . .	23	33	22	4	—	1	83
Leicester . . . . .	307	109	73	19	—	20	528
LEOMINSTER . . . . .	440	373	200	111	—	56	1180
Lunenburg . . . . .	24	5	19	7	—	1	56
Mendon . . . . .	5	7	6	—	—	1	19
Millford . . . . .	534	398	500	20	—	33	1485
Millbury . . . . .	181	101	111	50	—	15	458
Millville . . . . .	128	193	201	13	—	30	565
New Braintree . . . . .	4	9	1	2	—	—	16
North Brookfield . . . . .	56	40	11	8	—	2	117
Northborough . . . . .	23	20	14	2	—	2	61
Northbridge . . . . .	41	67	81	6	—	10	205
Oakham . . . . .	—	2	2	—	—	—	4
Oxford . . . . .	159	50	94	43	—	31	377
Paxton . . . . .	8	15	2	—	—	—	25
Petersham . . . . .	11	4	1	4	—	—	20
Phillipston . . . . .	18	1	16	2	—	1	38
Princeton . . . . .	6	8	2	10	—	3	29
Royalston . . . . .	15	6	6	7	—	3	37
Rutland . . . . .	31	59	4	5	—	1	100
Shrewsbury . . . . .	122	100	124	25	—	8	379
Southborough . . . . .	22	31	36	5	—	1	95

DEMOCRATIC.  
Governor — Concluded.  
County of Worcester — Concluded.

Cities and Towns.	Charles F. Hurley of Cambridge.	James M. Curley of Boston.	Francis E. Kelly of Boston.	Richard M. Russell of Cambridge.	All Others.	Blanks.	Total Vote.
Southbridge . . . . .	831	230	403	154	12	121	1741
Spencer . . . . .	124	36	49	17		15	241
Sterling . . . . .	33	20	10			1	66
Sturbridge . . . . .	50	18	17	2		3	95
Sutton . . . . .	39	49	60	5		3	156
Templeton . . . . .	88	33	53	11		9	194
Upton . . . . .	20	22	14	5		2	63
Uxbridge . . . . .	311	226	325	73		46	981
Warren . . . . .	35	33	22	4		6	100
Webster . . . . .	371	111	231	52		32	797
West Boylston . . . . .	28	6	12	4		1	50
West Brookfield . . . . .	20	10	10			2	49
Westborough . . . . .	58	115	36	7		2	218
Westminster . . . . .	35	11	11	7		1	65
Winchendon . . . . .	77	37	6	13		9	142
WORCESTER . . . . .	9030	7884	3887	1211		849	22861
Totals . . . . .	18353	13315	8123	2504	3	1649	43947

Aggregate of Votes.

Counties.	Charles F. Hurley of Cambridge.	James M. Curley of Boston.	Francis E. Kelly of Boston.	Richard M. Russell of Cambridge.	All Others.	Blanks.	Total Vote.
BARNSTABLE . . . . .	505	302	99	86		38	1030
BERKSHIRE . . . . .	5009	2146	951	676		402	9184
BRISTOL . . . . .	18043	8674	6560	1812	1	1093	36183
DUKES COUNTY . . . . .	102	32	30	13		12	189
ESSEX . . . . .	22022	17986	11381	3510	11	1826	56736
FRANKLIN . . . . .	1012	668	386	230	1	65	2362
HAMPDEN . . . . .	10208	11419	11698	1458	32	1025	35840
HAMPSHIRE . . . . .	2097	2183	1895	361		241	6777
MIDDLESEX . . . . .	35978	45157	16875	8081	139	2386	108616
NANTUCKET . . . . .	72	5	4	8	1	11	101
NORFOLK . . . . .	6846	7098	4604	1160	11	461	20180
PLYMOUTH . . . . .	4375	4122	2029	599	2	248	11375
SUFFOLK . . . . .	43539	97179	37343	9987	182	4425	192655
WORCESTER . . . . .	18353	13315	8123	2504	3	1649	43947
Totals . . . . .	168161	210286	101978	30485	383	13882	525175

Lieutenant Governor.

County of Barnstable.

Cities and Towns.	James Henry Brennan of Boston.	Edward T. Collins of Springfield.	Alexander E. Sullivan of Boston.	Joseph C. White of Boston.	William P. Yeorg of Holyoke.	All Others.	Blanks.	Total Vote.
Barnstable . . . . .	55	24	21	41	7		37	185
Bourne . . . . .	15	5	5	12	1		5	33
Brewster . . . . .	6	1	2	3	2		2	14
Chatham . . . . .	32	6	4	13	2		21	78
Dennis . . . . .	13	7	4	9	8		11	52
Eastham . . . . .	1			2			1	4
Falmouth . . . . .	43	25	37	28	6		50	189
Harwich . . . . .	13	9	5	4	1		8	40
Mashpee . . . . .	11	4	57	1	2		17	96
Orleans . . . . .	3	1	2	1	2		3	11
Provincetown . . . . .	54	23	12	23	4		37	153
Sandwich . . . . .	20	8	5	19	3	1	15	71
Truro . . . . .	2	1	1	1	1		1	16
Wellfleet . . . . .	11	7	3	3	3		12	38
Yarmouth . . . . .	16	8	7	12	2		5	50
Totals . . . . .	295	129	168	166	40	1	231	1030

DEMOCRATIC.  
Lieutenant Governor — Continued.  
County of Berkshire.

Cities and Towns.	James Henry Brennan of Boston.	Edward T. Collins of Springfield.	Alexander F. Sullivan of Boston.	Joseph C. White of Boston.	William P. Yoerg of Holyoke.	All Others.	Blanks.	Total Vote.
Adams . . . . .	89	150	58	57	128		115	597
Alford . . . . .	2	2	1	2	1		2	9
Becket . . . . .	3	9	2	1	2		2	18
Cheshire . . . . .	13	30	16	21	20		43	143
Clarksburg . . . . .	10	8	8	3	1		5	35
Dalton . . . . .	20	64	10	4	9		15	122
Egremont . . . . .	6	2	1	6	—		1	16
Florida . . . . .	5	1	1	3	—		1	11
Great Barrington . . . . .	47	116	24	14	42		23	266
Hancock . . . . .	1	3	—	1	—		—	5
Hinsdale . . . . .	33	79	15	7	11		38	183
Lanesborough . . . . .	6	17	5	6	1		4	39
Lee . . . . .	52	178	47	13	48		76	414
Lenox . . . . .	28	136	16	12	13		21	226
Monterey . . . . .	—	8	—	—	—		1	9
Mount Washington . . . . .	1	4	—	—	4		1	12
New Ashford . . . . .	2	3	1	1	1		4	12
New Marlborough . . . . .	3	17	4	—	1		1	26
NORTH ADAMS . . . . .	369	523	208	163	274		377	1914
Otis . . . . .	2	3	—	1	1		3	10
Peru . . . . .	4	10	—	—	1		3	18
PITTSFIELD . . . . .	643	1898	666	296	495		649	4647
Richmond . . . . .	4	3	7	1	—		4	19
Sandisfield . . . . .	9	12	10	6	1		9	47
Savoy . . . . .	1	6	1	2	2		3	15
Sheffield . . . . .	12	13	2	1	3		4	35
Stockbridge . . . . .	11	24	5	7	10		5	62
Tyringham . . . . .	1	8	3	—	1		4	17
Washington . . . . .	2	3	—	—	2		2	10
West Stockbridge . . . . .	16	43	7	6	6		6	84
Williamstown . . . . .	32	53	16	12	20		27	160
Windsor . . . . .	—	1	—	—	4		—	5
Totals . . . . .	1427	3427	1133	646	1102		1449	9184

County of Bristol.

Acushnet . . . . .	114	86	59	43	38		91	431
ATTLEBORO . . . . .	310	38	65	128	23		81	645
Berkley . . . . .	34	5	5	13	5		18	80
Dartmouth . . . . .	110	106	68	38	33		97	452
Dighton . . . . .	17	2	4	6	1		7	37
Easton . . . . .	90	41	28	93	8		45	305
Fairhaven . . . . .	194	117	117	51	72		104	655
FALL RIVER . . . . .	4873	2419	2304	4148	909		2881	17534
Freetown . . . . .	19	5	2	5	2		20	53
Mansfield . . . . .	66	33	27	29	8		31	194
NEW BEDFORD . . . . .	3182	1953	1958	868	1089	2	1699	10751
North Attleborough . . . . .	167	14	18	31	8		54	292
Norton . . . . .	32	10	7	9	1		8	67
Raynham . . . . .	45	8	9	12	2		32	108
Rehoboth . . . . .	14	10	5	4	—		7	37
Seekonk . . . . .	27	9	14	4	21		15	90
Somerset . . . . .	161	59	50	56	24		75	425
Swansea . . . . .	55	25	24	20	9		23	156
TAUNTON . . . . .	1102	442	522	596	298		784	3744
Westport . . . . .	37	31	15	10	5		29	127
Totals . . . . .	10649	5413	5301	6161	2556	2	6101	36183

County of Dukes County.

Chilmark . . . . .	2	—	—	—	—		2	4
Edgartown . . . . .	20	8	5	1	—		9	43
Gay Head . . . . .	7	1	—	—	1		17	26
Gosnold . . . . .	2	2	—	—	—		—	4
Oak Bluffs . . . . .	15	4	9	7	2		12	49
Tisbury . . . . .	20	9	11	6	3		8	57
West Tisbury . . . . .	2	2	—	—	—		2	6
Totals . . . . .	68	26	25	14	6		50	189

County of Essex.

Amesbury . . . . .	126	52	66	76	9		87	416
Andover . . . . .	247	202	126	177	37		275	1064
BEVERLY . . . . .	245	160	57	186	14	1	131	794
Boxford . . . . .	2	1	—	4	2		4	13
Danvers . . . . .	80	49	45	125	9		39	347

**DEMOCRATIC.**  
*Lieutenant Governor — Continued.*  
**County of Essex — Concluded.**

Cities and Towns.	James Henry Brennan of Boston.	Edward T. Collins of Springfield.	Alexander F. Sullivan of Boston.	Joseph C. White of Boston.	William P. Yoerg of Holyoke.	All Others.	Blanks.	Total Vote.
Essex . . . . .	12	3	5	6	2	—	13	41
Georgetown . . . . .	8	12	5	5	1	—	7	38
GLOUCESTER . . . . .	244	102	76	81	30	—	145	678
Groveland . . . . .	26	11	13	19	2	—	21	92
Hamilton . . . . .	19	10	4	7	3	—	7	50
Haverhill . . . . .	716	751	450	563	110	—	561	3151
Ipswich . . . . .	60	29	46	49	11	—	50	245
LAWRENCE . . . . .	4161	5249	2512	4599	1228	—	3444	21193
LYNN . . . . .	3891	3651	1949	2926	580	1	1797	14795
Lynnfield . . . . .	36	14	11	35	4	—	15	115
Manchester . . . . .	37	13	10	22	—	—	13	95
Marblehead . . . . .	98	52	38	81	16	—	60	345
Merrimac . . . . .	9	14	15	8	3	—	8	57
Metuen . . . . .	367	383	189	355	105	—	273	1672
Middleton . . . . .	17	4	6	7	2	—	2	38
Nahant . . . . .	45	24	15	31	2	—	17	134
Newbury . . . . .	5	10	6	5	—	—	7	33
NEWBURYPORT . . . . .	255	67	113	105	17	—	149	706
North Andover . . . . .	162	99	72	181	33	4	92	643
PEABODY . . . . .	1089	575	465	997	420	—	740	4286
Rockport . . . . .	22	6	12	12	7	—	13	72
Rowley . . . . .	8	4	1	13	1	1	2	30
SALEM . . . . .	1264	549	431	961	188	—	721	4114
Salisbury . . . . .	8	11	4	3	3	—	10	39
Saugus . . . . .	244	109	179	148	36	—	124	840
Swampscott . . . . .	145	105	61	144	13	—	72	540
Topsfield . . . . .	2	3	—	6	—	—	1	12
Wenham . . . . .	3	3	4	2	1	—	3	16
West Newbury . . . . .	11	7	4	5	4	—	1	32
Totals . . . . .	13664	12334	6990	11944	2893	7	8904	56736

**County of Franklin.**

Ashfield . . . . .	1	1	—	—	1	—	1	4
Bernardston . . . . .	6	11	1	2	1	—	2	23
Buckland . . . . .	7	17	5	—	5	—	10	44
Charlemont . . . . .	4	11	3	1	3	—	5	27
Colrain . . . . .	15	12	5	1	6	—	5	44
Conway . . . . .	11	2	—	1	4	—	—	18
Deerfield . . . . .	16	32	6	33	37	—	22	146
Erving . . . . .	16	8	6	8	6	—	11	55
Gill . . . . .	1	1	—	—	10	—	2	15
Greenfield . . . . .	202	293	102	65	229	—	117	1008
Hawley . . . . .	—	2	—	—	3	—	1	6
Heath . . . . .	4	7	—	—	—	—	3	14
Leverett . . . . .	6	5	—	2	6	—	—	19
Leyden . . . . .	—	1	—	—	1	—	1	3
Monroe . . . . .	2	2	—	—	—	—	1	5
Montague . . . . .	90	167	37	49	148	—	59	550
New Salem . . . . .	5	8	—	1	2	—	3	19
Northfield . . . . .	19	13	4	3	8	—	2	49
Orange . . . . .	30	33	13	17	11	—	23	127
Rowe . . . . .	3	3	—	—	2	—	—	8
Shelburne . . . . .	6	4	—	—	2	—	3	15
Shutesbury . . . . .	2	5	—	1	3	—	—	11
Sunderland . . . . .	4	7	2	1	11	—	6	31
Warwick . . . . .	4	—	3	4	1	—	1	13
Wendell . . . . .	8	8	2	1	2	—	6	27
Whately . . . . .	23	16	3	4	25	—	10	81
Totals . . . . .	485	669	192	195	527	—	294	2362

**County of Hampden.**

Agawam . . . . .	41	199	38	25	83	—	88	474
Blandford . . . . .	3	4	—	2	—	—	1	10
Brimfield . . . . .	1	8	5	1	5	—	3	23
Chester . . . . .	7	13	5	3	11	—	9	48
CHICPEE . . . . .	250	1232	533	289	1844	4	445	4597
East Longmeadow . . . . .	24	108	17	6	34	—	26	215
Granville . . . . .	2	3	2	2	1	—	6	16
Hampden . . . . .	2	21	4	2	11	—	3	43
Holland . . . . .	2	27	2	1	2	—	3	37
HOLYOKE . . . . .	393	1485	412	847	6256	—	531	9924
Longmeadow . . . . .	6	106	4	16	20	—	9	161
Ludlow . . . . .	48	131	39	44	128	—	32	422

## DEMOCRATIC.

*Lieutenant Governor — Continued.***County of Hampden — Concluded.**

Cities and Towns.	James Henry Breun- han of Boston.	Edward T. Collins of Springfield.	Alexander F. Sulli- van of Boston.	Joseph C. White of Boston.	William P. Yoeng of Holyoke.	All Others.	Blanks.	Total Vote.
Monson . . . . .	26	49	14	6	13	—	11	119
Montgomery . . . . .	—	1	—	—	3	—	—	6
Palmer . . . . .	46	221	104	77	87	—	101	636
Russell . . . . .	14	11	3	1	2	—	13	49
Southwick . . . . .	4	9	1	2	8	—	7	31
SPRINGFIELD . . . . .	966	8956	1073	704	2217	24	1019	14959
Tolland . . . . .	—	—	—	—	—	—	—	—
Wales . . . . .	5	4	—	1	6	—	5	21
West Springfield . . . . .	134	877	143	55	305	—	113	1627
WESTFIELD . . . . .	194	598	223	143	801	—	229	2193
Wilbraham . . . . .	27	91	20	24	44	—	23	229
Totals . . . . .	2195	14154	2647	2253	11886	28	2677	35840

**County of Hampshire.**

Amherst . . . . .	25	72	7	26	52	—	12	194
Belchertown . . . . .	17	63	16	21	54	—	23	194
Chesterfield . . . . .	1	5	—	—	5	—	1	12
Cummington . . . . .	—	1	—	3	2	—	3	9
Easthampton . . . . .	65	82	36	33	278	—	67	561
Goshen . . . . .	1	—	—	—	—	—	—	1
Granby . . . . .	9	1	3	2	28	—	6	49
Hadley . . . . .	7	40	6	6	48	—	15	122
Hatfield . . . . .	35	62	8	16	130	—	54	305
Huntington . . . . .	10	27	9	17	18	—	16	97
Middlefield . . . . .	1	2	1	1	1	—	2	8
NORTHAMPTON . . . . .	274	747	155	259	1212	—	360	3007
Pelham . . . . .	—	1	—	1	4	—	—	6
Plainfield . . . . .	—	—	—	—	4	—	—	4
South Hadley . . . . .	32	87	35	50	592	—	66	862
Southampton . . . . .	5	5	4	3	25	—	8	50
Ware . . . . .	127	305	92	82	223	—	270	1099
Westhampton . . . . .	1	—	—	—	3	—	—	4
Williamsburg . . . . .	12	80	7	4	59	—	11	173
Worthington . . . . .	2	5	2	1	4	—	6	20
Totals . . . . .	624	1585	381	525	2742	—	920	6777

**County of Middlesex.**

Acton . . . . .	39	13	8	25	1	1	9	96
Arlington . . . . .	1088	451	276	720	89	1	235	2860
Asby . . . . .	3	—	1	2	1	—	—	7
Ashland . . . . .	46	40	34	34	7	—	34	195
Ayer . . . . .	49	34	18	23	3	—	25	152
Bedford . . . . .	28	3	10	12	2	—	7	62
Belmont . . . . .	565	242	134	527	61	3	181	1713
Billerica . . . . .	90	50	35	200	12	—	25	412
Boxborough . . . . .	2	2	1	11	—	—	2	18
Burlington . . . . .	150	35	53	132	17	—	143	530
CAMBRIDGE . . . . .	7597	2185	3539	5134	745	—	3460	22660
Carlisle . . . . .	2	2	1	4	1	—	1	11
Chelmsford . . . . .	113	57	41	73	7	—	33	324
Concord . . . . .	73	190	2	30	5	—	26	326
Dunstable . . . . .	66	37	21	58	8	—	23	213
Dunstable . . . . .	1	—	—	3	—	—	1	5
EVERETT . . . . .	1940	457	727	1096	148	1	626	4995
Framingham . . . . .	614	497	254	454	85	—	209	2113
Groton . . . . .	18	10	5	4	5	—	5	47
Holliston . . . . .	49	36	18	40	1	—	25	160
Hopkinton . . . . .	43	133	27	32	6	—	18	269
Hudson . . . . .	235	137	112	186	22	—	149	841
Lexington . . . . .	132	71	33	77	13	—	51	377
Lincoln . . . . .	11	9	1	13	1	—	7	42
Littleton . . . . .	12	9	1	2	3	—	—	27
LOWELL . . . . .	5201	3406	2016	4126	765	—	1752	17266
MALDEN . . . . .	1798	520	599	1053	133	—	699	4802
MARLBOROUGH . . . . .	526	363	190	605	80	—	323	2087
Maynard . . . . .	161	109	56	157	18	—	102	603
MEDFORD . . . . .	2921	488	596	1196	149	6	766	6122
MELROSE . . . . .	192	82	64	185	25	—	57	605
Natick . . . . .	420	171	133	333	98	—	147	1302
NEWTON . . . . .	1043	536	305	962	106	—	417	3369
North Reading . . . . .	56	17	42	50	16	—	36	217
Pepperell . . . . .	19	17	8	11	2	—	3	60
Reading . . . . .	93	29	19	92	10	—	30	273



**DEMOCRATIC.**  
*Lieutenant Governor — Continued.*  
**County of Middlesex — Concluded.**

Cities and Towns.	James Henry Brennan of Boston.	Edward T. Collins of Springfield.	Alexander F. Sullivan of Boston.	Joseph C. White of Boston.	William P. Yoerg of Holyoke.	All Others.	Blanks.	Total Vote.
Sherborn . . . . .	5	10	3	9	1	—	10	38
Shirley . . . . .	28	7	4	16	—	—	6	61
SOMERVILLE . . . . .	7021	1701	1789	4415	582	16	2389	17913
Stoneham . . . . .	126	52	38	69	9	—	33	332
Stow . . . . .	7	5	4	6	—	—	5	24
Sudbury . . . . .	9	7	2	13	1	—	5	37
Tewksbury . . . . .	52	28	21	91	4	—	21	217
Townsend . . . . .	17	9	6	5	4	—	7	48
Tyngsborough . . . . .	8	5	5	3	2	—	7	30
Wakefield . . . . .	344	118	122	281	47	33	322	1267
WALTHAM . . . . .	1429	1180	591	736	163	—	543	4642
Watertown . . . . .	1485	913	470	1197	140	2	462	4669
Wayland . . . . .	59	15	20	33	3	—	21	151
Westford . . . . .	21	15	12	16	2	—	13	79
Weston . . . . .	21	89	8	13	3	—	15	149
Wilmington . . . . .	79	12	21	60	6	—	34	212
Winchester . . . . .	150	81	43	257	28	—	65	624
WOBURN . . . . .	1338	247	228	697	68	27	348	2953
Totals . . . . .	37595	14932	12767	25579	3708	95	13940	108616

**County of Nantucket.**

Nantucket . . . . .	28	7	8	8	1	—	49	101
---------------------	----	---	---	---	---	---	----	-----

**County of Norfolk.**

Avon . . . . .	36	29	11	53	3	—	17	149
Bellingham . . . . .	59	24	28	40	6	—	22	179
Braintree . . . . .	138	78	63	149	21	1	66	516
Brookline . . . . .	675	288	243	1494	87	2	312	3101
Canton . . . . .	216	100	87	322	23	—	76	824
Cohasset . . . . .	34	4	25	11	3	—	22	99
Dedham . . . . .	316	89	132	509	31	—	167	1244
Dover . . . . .	15	11	4	13	3	—	7	53
Foxborough . . . . .	50	15	14	18	3	2	29	131
Franklin . . . . .	158	101	71	77	10	—	112	529
Holbrook . . . . .	35	27	13	53	5	—	29	162
Medfield . . . . .	32	10	17	41	4	—	14	118
Medway . . . . .	72	48	19	24	14	—	18	195
Millis . . . . .	95	26	10	40	2	—	36	209
Milton . . . . .	351	145	165	505	36	—	121	1323
Needham . . . . .	74	27	24	88	9	—	26	248
Norfolk . . . . .	16	3	9	15	3	—	3	49
Norwood . . . . .	552	277	194	913	47	1	308	2292
Plainville . . . . .	9	1	1	9	1	—	1	22
QUINCY . . . . .	1533	594	702	1071	184	—	717	4801
Randolph . . . . .	254	60	82	185	24	—	93	698
Sharon . . . . .	117	28	32	65	6	—	50	298
Stoughton . . . . .	219	93	96	240	31	—	88	767
Walpole . . . . .	185	83	84	142	15	—	126	635
Wellesley . . . . .	131	88	41	106	16	—	47	429
Westwood . . . . .	42	11	9	29	3	—	19	113
Weymouth . . . . .	327	110	113	199	29	6	127	911
Wrentham . . . . .	30	13	8	16	3	—	15	85
Totals . . . . .	5771	2383	2297	6427	622	12	2668	20180

**County of Plymouth.**

Abington . . . . .	103	60	58	125	16	—	89	451
Bridgewater . . . . .	47	29	26	121	4	—	14	241
BROCKTON . . . . .	2375	1238	924	1473	277	—	1079	7366
Carver . . . . .	4	1	1	1	—	—	3	10
Duxbury . . . . .	17	4	4	18	4	—	6	53
East Bridgewater . . . . .	40	36	21	40	9	—	33	179
Halifax . . . . .	10	2	—	7	2	—	3	24
Hanover . . . . .	17	3	4	9	1	—	4	38
Hanson . . . . .	9	11	3	32	1	—	4	60
Hingham . . . . .	114	25	29	76	11	—	46	301
Hull . . . . .	129	19	12	40	6	—	28	234
Kingston . . . . .	21	6	12	12	3	—	13	67
Lakeville . . . . .	7	—	1	1	1	—	—	10
Marion . . . . .	23	9	12	7	6	—	26	83
Marshfield . . . . .	25	4	5	12	3	—	14	63
Mattapoisett . . . . .	9	9	3	12	4	—	8	45
Middleborough . . . . .	58	39	27	54	13	—	38	229

DEMOCRATIC.  
Lieutenant Governor — Continued.  
County of Plymouth — Concluded.

Cities and Towns.	James Henry Brennan of Boston.	Edward T. Collins of Springfield	Alexander F. Sullivan of Boston.	Joseph C. White of Boston.	William P. Young of Holyoke.	All Others.	Blanks.	Total Vote.
Norwell . . . . .	11	2	1	9	—	—	4	27
Pembroke . . . . .	12	2	3	28	—	—	4	53
Plymouth . . . . .	50	26	29	45	13	—	54	217
Plympton . . . . .	2	1	1	9	4	—	2	19
Rochester . . . . .	—	—	1	—	—	—	—	1
Rockland . . . . .	143	52	54	178	7	1	70	505
Scituate . . . . .	58	22	20	117	9	—	54	280
Wareham . . . . .	61	21	24	37	6	—	30	179
West Bridgewater . . . . .	20	2	7	9	4	—	—	49
Whitman . . . . .	156	62	43	227	20	—	83	591
Totals . . . . .	3521	1685	1325	2699	428	1	1716	11375

County of Suffolk.

BOSTON . . . . .	51008	15743	24210	65154	4778	93	19683	180669
CHELSEA . . . . .	1733	494	1027	2018	212	—	1192	6676
REVERE . . . . .	1322	364	656	604	122	—	558	3626
Winthrop . . . . .	583	161	383	281	53	—	223	1684
Totals . . . . .	54646	16762	26276	68057	5165	93	21656	192655

County of Worcester.

Ashburnham . . . . .	12	5	9	3	—	—	6	35
Athol . . . . .	65	175	31	16	15	—	33	355
Auburn . . . . .	55	53	24	31	13	—	28	204
Barre . . . . .	20	20	17	21	9	—	23	110
Berlin . . . . .	5	3	3	5	2	—	1	19
Blackstone . . . . .	524	250	171	155	29	—	311	1410
Bolton . . . . .	4	2	1	1	2	—	—	10
Boylston . . . . .	3	3	—	6	3	—	2	17
Brookfield . . . . .	23	32	6	5	4	—	10	90
Charlton . . . . .	12	4	10	5	3	—	2	36
Clinton . . . . .	385	421	223	812	79	—	295	2215
Douglas . . . . .	8	3	2	5	—	—	4	22
Dudley . . . . .	43	35	32	79	13	—	42	244
East Brookfield . . . . .	9	11	8	11	1	—	11	51
FITCHBURG . . . . .	816	673	511	752	224	—	652	3628
GARDNER . . . . .	206	202	160	59	76	—	286	989
Grafton . . . . .	56	69	46	52	14	—	76	313
Hardwick . . . . .	65	29	29	41	24	—	56	244
Harvard . . . . .	12	9	3	6	—	—	10	40
Holden . . . . .	34	29	21	52	10	—	26	172
Hopedale . . . . .	3	10	1	1	—	—	—	15
Hubbardston . . . . .	7	2	1	2	1	—	9	22
Lancaster . . . . .	12	12	11	35	6	—	7	83
Leicester . . . . .	115	153	82	58	22	—	98	528
LEOMINSTER . . . . .	273	212	166	205	117	—	207	1180
Lunenburg . . . . .	12	12	6	9	4	—	13	56
Mendon . . . . .	6	7	4	—	—	—	2	19
Milford . . . . .	143	1056	66	62	21	—	137	1485
Millbury . . . . .	99	91	89	87	26	—	66	458
Millville . . . . .	182	135	88	51	13	—	96	565
New Braintree . . . . .	5	2	4	2	1	—	2	16
North Brookfield . . . . .	13	52	10	13	4	—	20	117
Northborough . . . . .	21	10	9	13	2	—	6	61
Northbridge . . . . .	47	39	36	35	10	—	38	205
Oakham . . . . .	2	2	—	—	—	—	—	4
Oxford . . . . .	88	49	63	68	30	—	79	377
Paxton . . . . .	8	6	3	2	1	—	5	25
Petersham . . . . .	7	6	—	3	1	—	3	20
Phillipston . . . . .	7	3	1	12	4	—	11	38
Princeton . . . . .	5	7	1	5	4	—	7	29
Royalston . . . . .	11	6	8	3	3	—	6	37
Rutland . . . . .	23	24	12	23	12	—	6	100
Shrewsbury . . . . .	78	67	65	80	24	—	65	379
Southborough . . . . .	37	24	7	20	3	—	4	95
Southbridge . . . . .	344	297	259	235	210	1	395	1711
Spencer . . . . .	42	55	18	44	20	—	62	241
Sterling . . . . .	15	9	15	7	5	—	15	66
Sturbridge . . . . .	15	21	16	5	17	—	21	95
Sutton . . . . .	38	28	28	17	8	—	37	156
Templeton . . . . .	70	30	29	17	9	—	49	194
Upton . . . . .	14	32	5	5	1	—	6	63
Uxbridge . . . . .	220	276	155	101	55	—	174	981
Warren . . . . .	20	30	17	9	8	—	16	100
Webster . . . . .	136	162	93	267	47	1	91	797

DEMOCRATIC.  
*Licutenant Governor* — Concluded.  
County of Worcester — Concluded.

Cities and Towns.	James Henry Brennan of Boston.	Edward T. Collins of Springfield.	Alexander F. Sullivan of Boston.	Joseph C. White of Boston.	William P. Yoerg of Holyoke.	All Others.	Blanks.	Total Vote.
West Boylston . . . . .	15	11	1	11			10	50
West Brookfield . . . . .	7	8	11	3			13	49
Westborough . . . . .	52	51	24	61			26	218
Westminster . . . . .	13	17	12	4			12	65
Winchendon . . . . .	45	24	16	17			35	142
WORCESTER . . . . .	4073	6488	3759	4333	1310		2899	22861
Totals . . . . .	8685	11554	6497	8042	2545		6622	43947

Aggregate of Votes.

Counties.	James Henry Brennan of Boston.	Edward T. Collins of Springfield.	Alexander F. Sullivan of Boston.	Joseph C. White of Boston.	William P. Yoerg of Holyoke.	All Others.	Blanks.	Total Vote.
BARNSTABLE . . . . .	295	129	168	166	40	1	231	1030
BERKSHIRE . . . . .	1427	3427	1133	646	1102		1449	9184
BRISTOL . . . . .	10649	5413	5301	6161	2556		6101	36183
DUKES COUNTY . . . . .	68	26	25	14	6		50	189
ESSEX . . . . .	12664	12334	6990	11944	2893		8904	56736
FRANKLIN . . . . .	485	669	192	195	527		294	2362
HAMPDEN . . . . .	2195	14154	2647	2253	11886	28	2677	35840
HAMPSHIRE . . . . .	624	1585	381	525	2742		920	6777
MIDDLESEX . . . . .	37595	14932	12767	25579	3708	95	13940	108616
NANTUCKET . . . . .	28	7	8	8	1		49	101
NORFOLK . . . . .	5771	2383	2297	6427	622	12	2668	20180
PLYMOUTH . . . . .	3521	1685	1325	2699	428	1	1716	11375
SUFFOLK . . . . .	54646	16762	26276	68057	5165	93	21656	192655
WORCESTER . . . . .	8685	11554	6497	8042	2545	2	6622	43947
Totals . . . . .	139653	85060	66007	132716	34221	241	67277	525175

*Secretary.*  
County of Barnstable.

Cities and Towns.	William J. Ahearne of Lynn.	John M. Bresnahan of Lynn.	Henry Clay of Springfield.	Katherine A. Foley of Lawrence.	William F. Sullivan of Boston.	John H. Wallace of Boston.	All Others.	Blanks.	Total Vote.
Barnstable . . . . .	20	23	8	37	24	17		56	185
Bourne . . . . .	4	6	1	3	3	9		7	33
Brewster . . . . .	5		2	3	1			3	14
Chatham . . . . .	11	6	5	13	10	8		25	78
Dennis . . . . .	7	5	5	8	7	8		12	52
Eastham . . . . .	1		1			1		2	4
Falmouth . . . . .	11	24	7	32	28	22		65	189
Harwich . . . . .	3	10	6	2	6	1		12	40
Mashpee . . . . .	5	9	5	3	27	4		43	96
Orleans . . . . .	2	1	1	3	1	1		3	11
Provincetown . . . . .	20	5	6	28	19	16		57	153
Sandwich . . . . .	6	13	3	11	8	6		24	71
Truro . . . . .	12	1	1	3	2			7	16
Wellfleet . . . . .	7	3	2	6	3	3		16	38
Yarmouth . . . . .	6	5	5	7	5	8		14	50
Totals . . . . .	110	111	58	159	144	102		346	1030

County of Berkshire.

Adams . . . . .	73	40	71	96	76	91		150	597
Alford . . . . .	1	1	1	1	1	1		3	9
Becket . . . . .	2	2	4	3	3	1		3	18
Cheshire . . . . .	14	12	10	10	27	23		47	143
Clarksburg . . . . .	3	4	1	12	3	5		7	35
Dalton . . . . .	13	12	10	28	27	3		29	122

DEMOCRATIC.  
Secretary — Continued.  
County of Berkshire — Concluded.

Cities and Towns.	William J. Alcarne of Lynn.	John M. Bresnahan of Lynn.	Henry Clay Springfield.	Katherine A. Foley of Lawrence.	William F. Sullivan of Boston.	John H. Wallace of Boston.	All Others.	Blanks.	Total Vote.
Egremont . . . . .	4	—	2	2	2	3	—	3	16
Florida . . . . .	1	—	—	4	1	—	—	1	11
Great Barrington . . . . .	32	20	24	57	51	25	—	57	266
Hancock . . . . .	—	1	1	—	3	—	—	—	5
Hinsdale . . . . .	27	17	14	30	25	21	—	49	183
Lanesborough . . . . .	5	3	3	11	5	5	—	7	39
Lee . . . . .	49	22	37	86	63	42	—	115	414
Lenox . . . . .	26	31	17	55	45	7	—	45	226
Monterey . . . . .	—	—	—	5	—	1	—	1	9
Mount Washington . . . . .	—	1	9	—	—	—	—	—	10
New Ashford . . . . .	1	2	1	3	3	1	—	—	12
New Marlborough . . . . .	5	1	5	6	5	1	—	3	26
NORTH ADAMS . . . . .	275	158	154	314	291	182	—	540	1914
Otis . . . . .	1	1	2	1	1	—	—	4	10
Peru . . . . .	1	—	—	7	1	5	—	4	18
PITTSFIELD . . . . .	464	483	395	949	932	434	—	990	4647
Richmond . . . . .	3	—	2	4	8	—	—	2	19
Sandisfield . . . . .	6	2	8	9	6	4	—	12	47
Savoy . . . . .	1	1	3	3	—	4	—	3	15
Sheffield . . . . .	7	1	2	9	7	4	—	5	35
Stockbridge . . . . .	11	5	6	8	16	6	—	10	62
Tyringham . . . . .	3	—	3	2	3	2	—	4	17
Washington . . . . .	—	2	—	3	—	2	—	3	10
West Stockbridge . . . . .	13	4	15	19	14	7	—	12	84
Williamstown . . . . .	37	10	7	39	20	11	—	36	160
Windsor . . . . .	—	—	1	—	—	—	—	2	5
Totals . . . . .	1078	838	811	1778	1639	892	—	2148	9184

County of Bristol.

Acushnet . . . . .	40	27	37	70	75	76	—	106	431
ATTLEBORO . . . . .	70	153	24	127	82	74	—	115	645
Berkley . . . . .	7	29	1	6	6	19	—	12	80
Dartmouth . . . . .	22	32	55	82	77	64	—	120	452
Dighton . . . . .	7	9	1	—	5	6	—	9	37
Easton . . . . .	33	73	11	64	46	13	—	65	305
Fairhaven . . . . .	52	61	44	114	113	107	—	164	655
FALL RIVER . . . . .	1405	4416	569	2905	2559	1803	—	3877	17534
Freetown . . . . .	3	13	4	4	3	4	—	22	53
Mansfield . . . . .	33	50	4	35	15	15	—	42	194
New BEDFORD . . . . .	932	1036	603	2259	2131	1458	—	2332	10751
North Attleborough . . . . .	30	63	3	56	43	16	—	81	292
Norton . . . . .	6	17	3	15	6	9	—	11	67
Raynham . . . . .	10	30	2	17	9	8	—	32	108
Rehoboth . . . . .	3	9	—	5	7	6	—	7	37
Seekonk . . . . .	8	12	9	12	11	18	—	20	90
Somerset . . . . .	30	140	7	52	62	40	—	94	425
Swansea . . . . .	7	43	8	24	23	28	—	23	156
TAUNTON . . . . .	265	871	123	637	468	394	—	986	3744
Westport . . . . .	8	39	5	15	16	11	—	33	127
Totals . . . . .	2971	7123	1513	6499	5757	4169	—	8151	36183

County of Dukes County.

Chilmark . . . . .	2	—	—	—	—	—	—	2	4
Edgartown . . . . .	7	8	1	8	3	4	—	12	43
Gay Head . . . . .	4	1	1	2	—	3	—	15	26
Gosnold . . . . .	—	—	—	1	—	—	—	1	4
Oak Bluffs . . . . .	6	3	1	9	11	7	—	12	49
Tisbury . . . . .	7	2	3	14	12	7	—	12	57
West Tisbury . . . . .	1	—	—	—	1	—	—	2	6
Totals . . . . .	27	14	6	34	27	25	—	56	189

County of Essex.

Amesbury . . . . .	40	38	10	161	41	31	—	95	416
Andover . . . . .	45	59	21	651	44	41	—	203	1064
BEVERLY . . . . .	128	175	31	141	63	53	—	203	794
Boxford . . . . .	—	1	2	3	1	1	—	5	13
Danvers . . . . .	42	49	13	81	43	27	—	92	347
Essex . . . . .	7	3	2	5	6	3	—	15	41
Georgetown . . . . .	7	5	1	15	1	1	—	8	38
GLOUCESTER . . . . .	75	73	28	159	75	73	—	195	678
Groveland . . . . .	5	9	2	39	8	11	—	18	92
Hamilton . . . . .	6	10	6	13	2	3	—	10	50
HAVERRILL . . . . .	336	372	98	1184	281	267	—	613	3151



DEMOCRATIC.  
Secretary — Continued.  
County of Hampden — Concluded.

Cities and Towns.	William J. Ahearn of Lynn.	John M. Bresnahan of Lynn.	Henry Clay Springfield.	Katherine A. Foley of Lawrence.	William F. Sullivan of Boston.	John H. Wallace of Boston.	All Others.	Blanks.	Total Vote.
Wales . . . . .	2	-	5	3	2	1	-	8	21
West Springfield . . . . .	127	199	524	213	185	148	-	231	1627
WESTFIELD . . . . .	176	252	400	318	378	191	-	478	2193
Wilbraham . . . . .	15	26	62	27	39	23	-	37	229
Totals . . . . .	2458	4205	9246	5465	5495	2620	33	6318	35840
<b>County of Hampshire.</b>									
Amherst . . . . .	23	19	35	47	23	13	-	34	114
Belchertown . . . . .	20	15	37	43	31	13	-	35	194
Chesterfield . . . . .	-	1	4	3	1	1	-	2	12
Cummington . . . . .	-	-	-	2	-	5	-	2	9
Easthampton . . . . .	45	58	109	109	57	69	-	114	561
Goshen . . . . .	1	-	-	-	-	-	-	-	1
Granby . . . . .	4	1	4	23	6	3	-	8	49
Hadley . . . . .	7	15	25	24	12	12	-	27	122
Hatfield . . . . .	25	34	62	72	22	15	-	75	305
Huntington . . . . .	6	7	17	14	20	13	-	20	97
Middlefield . . . . .	1	1	2	2	-	2	-	-	8
NORTHAMPTON . . . . .	323	378	530	557	284	292	-	643	3067
Pelham . . . . .	-	-	2	-	-	3	-	1	6
Plainfield . . . . .	-	-	1	2	-	1	-	-	4
South Hadley . . . . .	77	76	199	141	108	95	-	166	862
Southampton . . . . .	6	2	13	5	8	3	-	13	50
Ware . . . . .	81	80	165	210	112	93	-	358	1099
Westhampton . . . . .	-	-	-	3	1	-	-	-	4
Williamsburg . . . . .	29	13	28	33	19	15	-	36	173
Worthington . . . . .	2	-	3	5	2	2	-	6	20
Totals . . . . .	650	700	1236	1295	706	650	-	1540	6777
<b>County of Middlesex.</b>									
Acton . . . . .	14	4	5	26	17	12	-	18	96
Arlington . . . . .	263	322	100	703	656	301	-	515	2860
Ashby . . . . .	1	-	-	2	1	2	-	1	7
Ashland . . . . .	15	24	7	51	38	14	-	46	195
Ayer . . . . .	15	34	6	34	12	12	-	39	152
Bedford . . . . .	6	9	4	8	14	11	-	10	62
Belmont . . . . .	125	159	82	461	378	138	-	370	1713
Billerica . . . . .	27	52	10	131	77	33	-	82	412
Boxborough . . . . .	-	1	1	6	2	5	-	3	18
Burlington . . . . .	49	54	13	109	67	52	-	186	580
CAMBRIDGE . . . . .	1400	2309	752	4599	5868	2245	-	5487	22660
Carlisle . . . . .	1	-	1	5	-	2	-	2	11
Chelmsford . . . . .	43	44	11	93	66	13	-	54	324
Concord . . . . .	34	46	12	89	37	34	-	74	326
Dracut . . . . .	22	29	5	71	33	9	-	44	213
Dunstable . . . . .	-	-	-	3	1	-	-	1	5
EVERETT . . . . .	559	606	157	1242	949	594	1	887	4995
Frammingham . . . . .	266	226	99	511	399	220	-	392	2113
Groton . . . . .	4	6	5	12	7	3	-	10	47
Holliston . . . . .	18	26	8	30	33	14	-	40	169
Hopkinton . . . . .	29	23	10	57	60	23	-	67	269
Hudson . . . . .	96	104	31	202	123	76	-	209	841
Lexington . . . . .	43	33	24	95	58	24	-	100	377
Lincoln . . . . .	4	5	4	12	5	1	-	11	42
Littleton . . . . .	5	1	1	12	2	6	-	-	27
LOWELL . . . . .	2403	2067	619	5110	3283	1223	-	2561	17266
MALDEN . . . . .	475	588	164	962	976	494	-	1143	4802
MARLBOROUGH . . . . .	210	228	85	460	334	240	-	530	2087
Maynard . . . . .	88	51	21	168	63	67	-	145	603
MEDFORD . . . . .	572	842	190	1784	971	426	6	1331	6122
MELROSE . . . . .	75	82	29	117	105	66	-	131	605
Natick . . . . .	139	181	53	272	200	122	-	335	1302
NEWTON . . . . .	290	368	119	788	654	324	-	826	3369
North Reading . . . . .	21	20	7	62	29	24	-	54	217
Pepperell . . . . .	11	7	2	23	9	3	-	5	60
Reading . . . . .	35	51	7	63	39	22	-	56	273
Sherborn . . . . .	1	8	3	3	8	-	-	15	38
Shirley . . . . .	8	17	3	14	3	6	-	10	61
SOMERVILLE . . . . .	1848	1655	526	3884	3980	1953	17	4050	17913
Stonham . . . . .	35	51	6	94	51	25	6	64	332
Stow . . . . .	1	-	1	8	6	4	-	4	24
Sudbury . . . . .	4	1	-	11	6	6	-	9	37
Tewksbury . . . . .	15	13	9	84	35	22	-	39	217
Townsend . . . . .	5	11	3	11	5	4	-	9	48
Tyngsborough . . . . .	2	-	2	12	4	3	-	7	30

DEMOCRATIC.  
Secretary — Continued.  
County of Middlesex — Concluded.

Cities and Towns.	William J. Shearue of Lynn.	John M. Bresnahan of Lynn.	Henry Clay Springfield.	Katherine A. Foley of Lawrence.	William F. Sullivan of Boston.	John H. Wallace of Boston.	All Others.	Blanks.	Total Vote.
Wakefield . . . . .	143	160	26	226	138	85	27	462	1267
WALTHAM . . . . .	452	792	131	958	956	490	—	863	4642
WATERTOWN . . . . .	469	612	200	941	1175	522	—	748	4669
Wayland . . . . .	15	13	3	41	28	20	—	31	151
Westford . . . . .	9	8	6	19	12	9	—	16	79
Weston . . . . .	17	21	4	36	19	8	—	44	149
Wilmington . . . . .	23	27	6	43	36	17	—	60	212
Winchester . . . . .	46	88	30	139	88	58	—	175	624
WOBURN . . . . .	312	400	72	766	486	234	21	662	2953
Totals . . . . .	10763	12479	3675	25663	22602	10321	80	23033	108616

County of Nantucket.

Nantucket . . . . .	11	7	2	7	14	10	—	50	101
---------------------	----	---	---	---	----	----	---	----	-----

County of Norfolk.

Avon . . . . .	25	12	5	32	27	7	—	41	149
Bellingham . . . . .	7	56	6	45	17	12	—	36	179
Braintree . . . . .	52	47	31	113	99	71	—	103	516
Brookline . . . . .	301	218	136	549	733	396	2	766	3101
Canton . . . . .	93	95	26	211	179	53	—	167	824
Cohasset . . . . .	5	8	1	26	24	9	—	26	99
Dedham . . . . .	96	100	32	246	272	170	—	328	1244
Dover . . . . .	7	8	2	22	4	4	—	6	53
Foxborough . . . . .	10	33	6	25	17	10	—	30	131
Franklin . . . . .	48	132	19	83	75	49	—	123	529
Hollbrook . . . . .	16	18	10	39	26	15	—	38	162
Medfield . . . . .	13	20	8	24	17	11	—	25	118
Medway . . . . .	17	48	4	42	24	18	—	42	195
Millis . . . . .	27	50	2	39	21	13	—	57	209
Milton . . . . .	99	92	28	263	354	195	—	292	1323
Needham . . . . .	24	27	11	64	36	26	—	60	248
Norfolk . . . . .	7	11	3	14	7	2	—	5	49
Norwood . . . . .	302	173	74	556	442	200	1	544	2292
Plainville . . . . .	2	5	—	7	3	4	—	1	22
QUINCY . . . . .	421	430	207	934	1128	604	—	1077	4801
Randolph . . . . .	73	67	18	147	135	129	—	129	698
Sharon . . . . .	26	73	4	52	50	26	—	67	298
Stoughton . . . . .	111	93	29	174	143	63	—	151	767
Walpole . . . . .	104	63	13	112	104	44	—	195	635
Wellesley . . . . .	34	79	25	95	55	32	—	109	429
Westwood . . . . .	10	5	2	32	11	17	—	36	113
Weymouth . . . . .	73	98	38	230	166	113	4	189	911
Wrentham . . . . .	8	18	4	23	14	6	—	12	85
Totals . . . . .	2011	2079	744	4199	4183	2299	7	4658	20180

County of Plymouth.

Abington . . . . .	81	42	6	91	53	38	—	140	451
Bridgewater . . . . .	52	34	7	56	34	18	—	40	241
BROCKTON . . . . .	1211	1011	296	1465	1216	597	—	1510	7366
Carver . . . . .	1	—	1	4	—	—	—	4	10
Duxbury . . . . .	5	3	5	18	8	5	—	9	53
East Bridgewater . . . . .	25	15	5	39	29	18	—	48	179
Halifax . . . . .	4	4	—	9	2	2	—	3	24
Hanover . . . . .	7	6	1	9	5	3	—	7	38
Hanson . . . . .	3	7	2	15	15	8	—	10	60
Hingham . . . . .	24	25	16	88	43	32	—	73	301
Hull . . . . .	25	25	6	57	20	32	3	66	234
Kingston . . . . .	10	14	—	15	7	2	1	18	67
Lakeville . . . . .	4	1	1	3	—	1	—	—	10
Marion . . . . .	5	8	4	11	10	17	—	28	83
Marshfield . . . . .	1	9	2	16	12	5	—	18	63
Mattapoisett . . . . .	3	5	3	7	9	7	—	11	45
Middleborough . . . . .	21	30	6	50	39	36	—	47	229
Norwell . . . . .	2	6	2	4	—	5	—	8	27
Pembroke . . . . .	4	4	6	10	9	10	—	10	53
Plymouth . . . . .	13	28	8	42	25	30	—	71	217
Plympton . . . . .	—	5	1	4	—	1	—	8	19
Rochester . . . . .	—	—	—	—	—	1	—	—	1
Rockland . . . . .	61	73	11	146	48	49	1	116	505
Scituate . . . . .	17	38	6	84	40	19	—	76	280
Wareham . . . . .	17	29	8	36	28	23	—	58	179
West Bridgewater . . . . .	4	7	—	15	11	4	—	8	49
Whitman . . . . .	68	77	21	135	90	37	—	163	591
Totals . . . . .	1698	1506	424	2429	1753	1000	5	2560	11375

DEMOCRATIC.  
Secretary — Continued.  
County of Suffolk.

Cities and Towns.	William J. Abearne of Lynn.	John M. Brosnahan of Lynn.	Henry Clay of Springfield.	Katherine A. Foley of Lawrence.	William F. Sullivan of Boston.	John H. Wallace of Boston.	All Others.	Blanks.	Total Vote.
BOSTON . . . . .	11121	14211	4413	32729	51629	30661	66	35839	180669
CHELSEA . . . . .	607	600	211	1269	1472	668	—	1849	6676
REVERE . . . . .	473	483	87	691	622	479	—	791	3626
Winthrop . . . . .	190	175	53	336	344	218	—	368	1684
Totals . . . . .	12391	15469	4764	35025	54067	32026	66	38847	192655

County of Worcester.

Ashburnham . . . . .	6	7	1	7	2	4	—	8	35
Athol . . . . .	39	33	19	139	41	20	—	50	335
Acton . . . . .	38	8	21	40	28	26	—	43	264
Barre . . . . .	8	9	8	21	22	12	—	30	110
Berlin . . . . .	2	2	1	2	3	6	—	3	19
Blackstone . . . . .	250	200	54	239	214	121	—	362	1440
Bolton . . . . .	1	4	—	1	2	—	—	2	16
Boylston . . . . .	1	—	1	3	1	9	—	2	17
Brookfield . . . . .	5	10	4	31	10	7	—	23	90
Charlton . . . . .	6	2	2	7	9	6	—	4	36
Clinton . . . . .	196	389	95	449	346	261	—	479	2215
Douglas . . . . .	1	2	1	4	4	2	—	8	22
Dudley . . . . .	24	21	21	47	36	32	—	63	244
East Brookfield . . . . .	4	10	3	9	9	7	—	9	51
FITCHBURG . . . . .	367	492	183	794	445	500	—	847	3628
GARDNER . . . . .	99	71	55	207	143	89	—	325	989
Grafton . . . . .	32	35	16	57	35	36	—	102	313
Hardwick . . . . .	16	24	20	51	38	29	—	66	244
Harvard . . . . .	4	3	3	14	1	4	—	11	40
Holden . . . . .	22	15	3	47	27	16	—	42	172
Hopedale . . . . .	3	1	1	5	4	1	—	—	15
Hubbardston . . . . .	1	2	1	2	2	4	—	10	22
Lancaster . . . . .	6	14	2	18	12	16	—	15	83
Leicester . . . . .	83	42	54	82	84	66	—	117	528
LEOMINSTER . . . . .	123	145	64	281	166	133	—	268	1180
Laneburg . . . . .	4	7	3	10	3	13	—	15	56
Mendon . . . . .	3	3	2	4	3	1	—	3	19
Milford . . . . .	162	184	61	280	192	162	—	444	1483
Millbury . . . . .	63	48	31	109	75	46	—	86	458
Millville . . . . .	71	62	29	106	116	59	—	128	565
New Braintree . . . . .	2	1	—	1	8	2	—	2	16
North Brookfield . . . . .	11	12	11	24	15	10	—	34	117
Northborough . . . . .	10	8	1	12	10	6	—	14	61
Northbridge . . . . .	26	14	11	39	40	27	—	48	205
Oakham . . . . .	2	—	—	—	—	—	—	2	4
Oxford . . . . .	47	20	32	73	58	55	—	92	377
Paxton . . . . .	4	2	1	3	6	2	—	7	25
Petersham . . . . .	4	2	2	4	3	3	—	2	20
Phillipston . . . . .	4	—	3	12	1	—	—	18	38
Princeton . . . . .	4	2	1	11	1	2	—	8	29
Royalston . . . . .	4	3	4	9	4	9	—	4	37
Rutland . . . . .	14	8	9	24	24	9	—	12	100
Shrewsbury . . . . .	50	40	33	64	57	52	—	83	379
Southborough . . . . .	19	10	9	28	16	7	—	15	95
Southbridge . . . . .	218	76	174	319	229	249	—	476	1741
Spencer . . . . .	26	10	22	43	21	28	—	91	241
Sterling . . . . .	3	2	3	17	10	6	—	25	66
Sturbridge . . . . .	8	7	8	16	16	14	—	26	95
Sutton . . . . .	17	9	9	28	18	25	—	50	156
Templeton . . . . .	25	11	14	29	27	27	—	61	194
Upton . . . . .	8	8	5	14	10	3	—	15	63
Uxbridge . . . . .	142	117	51	178	147	120	—	226	981
Warren . . . . .	13	19	10	12	19	7	—	20	100
Webster . . . . .	120	64	53	187	119	105	—	149	737
West Boylston . . . . .	8	2	1	14	7	5	—	13	50
West Brookfield . . . . .	4	7	6	6	6	2	—	18	49
Westborough . . . . .	24	30	10	57	24	24	—	49	218
Westminster . . . . .	4	2	6	15	4	10	—	24	65
Winchendon . . . . .	21	9	9	43	12	10	—	38	142
WORCESTER . . . . .	3316	2926	1429	4387	4507	2186	—	4110	22861
Totals . . . . .	5789	5266	2686	8720	7495	4693	—	9298	42947



DEMOCRATIC.  
Secretary — Concluded.  
Aggregate of Votes.

Counties.	William J. Alcarne of Lynn.	John M. Bresnahan of Lynn.	Henry Chay Springfield	Katherine A. Foley of Lawrence.	William F. Sullivan of Boston.	John H. Wallace of Boston.	All Others.	Blanks	Total Vote
BARNSTABLE . . . . .	110	111	58	159	144	102	-	346	1030
BERKSHIRE . . . . .	1078	838	811	1778	1639	892	-	2148	9184
BRISTOL . . . . .	2971	7123	1513	6499	3757	4169	-	8151	36183
DUKES COUNTY . . . . .	27	14	6	34	27	25	-	56	189
ESSEX . . . . .	7260	9720	1374	23207	3790	3171	3	8211	56736
FRANKLIN . . . . .	343	233	329	480	236	257	-	484	2362
HAMPDEN . . . . .	2458	4205	9246	5465	5495	2620	33	6318	35840
HAMPSHIRE . . . . .	650	700	1236	1295	706	650	-	1540	6777
MIDDLESEX . . . . .	10763	12479	3675	25663	22602	10321	80	23033	108616
NANTUCKET . . . . .	11	7	2	7	14	10	-	50	101
NORFOLK . . . . .	2011	2079	744	4199	4183	2299	7	4658	20180
PLYMOUTH . . . . .	1698	1506	424	2429	1753	1000	5	2560	11375
SEDFORD . . . . .	12391	15469	4764	35025	54067	32026	66	38847	192655
WORCESTER . . . . .	5789	5266	2686	8720	7495	4693	-	9298	43947
Totals . . . . .	47560	59750	26868	114960	107908	62235	194	105700	525175

Treasurer.  
County of Barnstable.

Cities and Towns.	William F. Barrett of Lowell.	Eugene Joseph Brown of Boston.	William H. Burke, Jr. of Hatfield.	Joseph W. Dolerty of Brookline.	Owen Gallagher of Boston.	John Frederick Har- lans of Needham.	Paniel J. Homan of Winthrop.	John J. McLaughlin of Boston.	All Others.	Blanks	Total Vote.
Barnstable . . . . .	17	8	6	32	24	33	12	30	-	63	185
Bourne . . . . .	7	1	2	5	2	1	1	1	-	12	33
Drewster . . . . .	6	-	-	-	2	1	1	1	-	3	14
Chatham . . . . .	14	4	7	11	9	3	-	3	-	27	78
Dennis . . . . .	4	7	1	18	2	-	-	6	-	2	52
Eastham . . . . .	-	-	1	1	-	1	-	-	-	-	4
Falmouth . . . . .	21	17	6	26	13	8	2	30	-	66	189
Harwich . . . . .	2	3	3	6	5	1	-	6	-	14	40
Mashpee . . . . .	10	7	5	12	10	1	4	5	-	42	96
Orleans . . . . .	3	1	1	-	1	-	1	2	-	2	11
Provincetown . . . . .	22	11	5	27	12	4	5	16	-	51	153
Sandwich . . . . .	4	6	1	6	9	-	4	12	-	29	71
Turo . . . . .	2	2	1	1	1	-	1	2	-	7	16
Wellfleet . . . . .	9	1	2	4	4	-	-	6	-	16	38
Yarmouth . . . . .	8	6	2	7	4	3	1	5	-	14	50
Totals . . . . .	129	74	41	146	94	27	31	126	-	392	1030

County of Berkshire.

Adams . . . . .	69	50	65	99	25	18	31	69	-	171	597
Alford . . . . .	1	-	1	2	-	-	-	1	-	4	9
Becket . . . . .	2	1	7	2	2	-	-	2	-	2	18
Cheshire . . . . .	21	14	9	20	3	-	7	12	-	57	133
Clarksburg . . . . .	6	5	4	4	5	1	5	-	-	5	35
Dalton . . . . .	14	7	17	18	11	4	5	15	-	31	122
Egremont . . . . .	4	1	2	2	1	1	1	1	-	6	16
Florida . . . . .	4	3	-	1	-	1	1	-	-	1	11
Great Barrington . . . . .	26	10	48	49	17	6	13	29	-	68	266
Hancock . . . . .	-	-	2	1	1	-	-	-	-	1	5
Hinsdale . . . . .	29	5	17	29	17	1	3	21	-	58	183
Lanesborough . . . . .	8	1	4	4	4	-	3	7	-	8	39
Lee . . . . .	43	15	63	73	24	19	30	39	-	116	314
Lenox . . . . .	16	8	15	32	23	6	9	31	-	56	226
Monterey . . . . .	1	-	2	2	-	-	-	-	-	4	9
Mount Washington . . . . .	1	1	2	1	1	-	-	4	-	-	10
New Ashford . . . . .	-	2	4	3	4	-	-	2	-	-	12
New Marlborough . . . . .	2	3	3	1	4	1	2	6	-	4	26
NORTH ADAMS . . . . .	243	87	204	334	133	28	72	219	-	588	1914
Otis . . . . .	1	1	1	1	2	-	-	-	-	4	10
Peru . . . . .	3	1	2	5	1	-	1	1	-	4	18
PITTSFIELD . . . . .	457	227	696	896	357	83	178	558	-	1195	4647
Richmond . . . . .	2	1	1	2	2	-	1	6	-	7	19
Sandisfield . . . . .	11	4	3	6	1	-	1	5	-	16	47
Savoy . . . . .	1	1	6	-	-	-	-	2	-	5	15
Sheffield . . . . .	5	1	1	8	5	1	-	8	-	6	35

DEMOCRATIC.  
Treasurer — Continued.  
County of Berkshire — Concluded.

Cities and Towns.	William F. Barrett of Lowell.	Ernest Joseph Brown of Boston.	William H. Burke, Jr. of Hatfield.	Joseph W. Doherty of Brookline.	Owen Gallagher of Boston.	John Frederick Har- kins of Needham.	Daniel J. Honan of Winthrop.	John J. McGrath of Boston.	All Others.	Blanks.	Total Vote.
Stockbridge . . . . .	12	4	5	8	6	2	3	13	—	9	62
Tyringham . . . . .	—	2	3	—	1	—	1	3	—	5	17
Washington . . . . .	—	1	3	—	1	1	2	—	—	2	10
West Stockbridge . . . . .	11	6	9	14	5	19	—	9	—	11	84
Williamstown . . . . .	23	14	18	33	8	1	12	15	—	36	160
Windsor . . . . .	—	—	1	—	1	—	1	—	—	2	5
Totals . . . . .	1016	477	1246	1652	667	184	385	1078	—	2479	9184

County of Bristol.

Acushnet . . . . .	79	50	24	74	20	10	19	40	—	115	431
ATTLEBORO . . . . .	108	33	36	137	51	24	26	80	—	150	645
Berkley . . . . .	10	4	10	17	3	—	3	6	—	27	80
Dartmouth . . . . .	54	69	24	57	28	13	23	40	—	144	452
Dighton . . . . .	4	1	1	9	3	1	5	3	—	10	37
Easton . . . . .	28	7	21	54	43	7	18	47	—	80	305
Fairhaven . . . . .	102	82	30	110	58	18	22	61	—	172	655
FALL RIVER . . . . .	2776	994	1195	1939	761	379	4070	1657	—	3763	17534
Freetown . . . . .	7	5	6	5	1	—	—	5	—	24	53
Mansfield . . . . .	32	11	13	27	31	4	6	23	—	47	194
NEW BEDFORD . . . . .	1658	1233	662	1751	879	234	698	1117	1	2518	10751
North Attleborough . . . . .	30	10	18	59	13	3	26	34	—	99	292
Norton . . . . .	8	1	8	18	9	1	4	8	—	10	6
Raynham . . . . .	13	2	7	27	7	1	1	9	—	41	108
Rehoboth . . . . .	4	4	3	7	3	—	2	1	—	13	37
Seekonk . . . . .	10	9	6	32	4	3	3	3	—	20	90
Somerset . . . . .	58	29	30	56	30	7	81	30	—	104	425
Swansea . . . . .	28	10	13	24	2	3	25	22	—	29	156
TACUNTON . . . . .	212	124	173	1277	274	51	143	435	—	1055	3744
Westport . . . . .	28	10	7	13	6	1	12	16	—	34	127
Totals . . . . .	5249	2688	2287	5693	2226	760	5187	3637	1	8455	36183

County of Dukes County.

Chilmark . . . . .	1	1	—	—	—	—	—	—	—	2	4
Edgartown . . . . .	5	2	1	6	4	1	1	6	—	17	43
Gay Head . . . . .	3	—	—	—	1	—	—	7	—	15	26
Gosnold . . . . .	—	1	—	—	—	—	—	2	—	1	4
Oak Bluffs . . . . .	5	1	—	7	4	3	2	12	—	15	49
Tisbury . . . . .	8	8	3	8	4	2	3	8	—	13	57
West Tisbury . . . . .	1	2	—	—	—	—	—	—	—	3	6
Totals . . . . .	23	15	4	21	13	6	6	35	—	65	189

County of Essex.

Amesbury . . . . .	72	10	31	56	39	9	21	54	—	124	416
Andover . . . . .	281	45	64	170	94	23	26	57	—	304	1664
BEVERLY . . . . .	95	55	52	96	100	25	29	100	2	240	794
Boxford . . . . .	1	—	2	—	1	—	2	1	—	6	13
Danvers . . . . .	36	17	21	50	45	19	16	51	—	92	347
Essex . . . . .	9	—	—	4	3	1	3	3	—	18	41
Georgetown . . . . .	7	1	2	—	4	2	2	2	—	18	38
GLOUCESTER . . . . .	62	36	47	114	86	18	34	74	—	207	678
Groveland . . . . .	17	2	13	14	12	—	1	10	—	23	92
Hamilton . . . . .	4	4	3	7	6	2	4	4	—	16	50
Haverhill . . . . .	796	148	247	446	270	117	148	215	—	764	3151
Ipswich . . . . .	25	16	26	30	27	13	12	28	—	68	245
LAWRENCE . . . . .	6198	883	2697	2810	1443	488	616	1466	—	4502	21193
LYNN . . . . .	1452	899	1313	2882	2464	358	865	1651	—	2911	14795
Lynnfield . . . . .	8	5	7	13	24	8	14	12	—	24	115
Manchester . . . . .	7	3	5	13	18	1	16	7	—	25	95
Marblehead . . . . .	30	16	17	55	59	19	16	35	—	98	345
Merrimac . . . . .	15	3	7	8	3	1	—	7	—	13	57
Methuen . . . . .	525	75	144	235	118	50	53	110	—	362	1672
Middleton . . . . .	4	2	1	7	8	2	2	9	—	3	38
Nahant . . . . .	11	4	9	21	27	1	7	—	—	38	134
Newbury . . . . .	4	3	3	2	5	—	6	3	—	7	33
NEWBURYPORT . . . . .	89	23	47	69	97	21	20	80	—	260	706
North Andover . . . . .	181	19	56	101	60	14	20	44	4	144	643
PEARODY . . . . .	649	179	241	656	511	213	167	554	—	1116	4286
Rockport . . . . .	7	3	8	18	8	4	2	6	—	16	72
Rowley . . . . .	3	5	3	6	2	1	1	2	—	7	30
SALEM . . . . .	354	152	340	653	456	431	137	596	—	1001	4114
Salisbury . . . . .	7	4	2	3	5	—	1	7	—	10	39
Saugus . . . . .	76	49	80	139	166	27	42	77	—	184	840

**DEMOCRATIC.**  
*Treasurer — Continued.*  
**County of Essex — Concluded.**

Cities and Towns.	William F. Barrett of Lowell.	Ernest Joseph Brown of Boston.	William H. Burke, Jr., of Hatfield.	Joseph W. Doherty of Brookline.	Owen Gallagher of Boston.	John Frederick Har- kins of Needham.	Daniel J. Honan of Winthrop.	John J. McGrath of Boston.	All Others.	Blanks.	Total Vote.
Swampscott . . . . .	52	35	42	76	89	24	34	49	—	139	540
Topsfield . . . . .	1	1	1	1	—	—	—	3	—	5	12
Wenham . . . . .	1	2	—	1	2	1	—	1	—	6	16
West Newbury . . . . .	8	4	2	5	2	—	—	4	—	5	32
Totals . . . . .	11087	2703	5533	8761	6254	1893	2321	5332	6	12846	56736

**County of Franklin.**

Ashfield . . . . .	—	—	1	—	—	—	—	—	—	1	4
Barnardston . . . . .	5	4	4	—	1	—	—	2	—	5	23
Buckland . . . . .	6	—	12	—	2	—	—	1	—	16	44
Charlemont . . . . .	5	1	5	3	2	1	3	2	—	5	27
Colrain . . . . .	6	3	6	10	4	1	3	5	—	6	44
Conway . . . . .	6	3	6	1	—	1	—	—	—	1	18
Deerfield . . . . .	17	7	46	13	17	4	3	8	—	31	146
Erving . . . . .	7	1	11	13	—	—	1	7	—	15	55
Gill . . . . .	2	1	4	2	1	1	—	1	—	3	15
Greenfield . . . . .	100	35	317	150	61	30	35	115	—	165	1008
Hawley . . . . .	—	—	4	—	—	—	1	—	—	1	6
Heath . . . . .	1	—	1	—	—	—	3	3	—	6	14
Leverett . . . . .	4	2	5	4	—	1	—	2	—	1	19
Leyden . . . . .	—	—	3	—	—	—	—	—	—	—	3
Monroe . . . . .	1	—	—	1	—	—	—	—	—	3	5
Montague . . . . .	59	26	197	73	25	4	9	50	—	107	550
New Salem . . . . .	1	—	10	1	1	1	—	1	—	4	19
Northfield . . . . .	4	—	22	6	5	1	1	4	—	6	49
Orange . . . . .	12	6	23	26	16	—	3	10	—	31	127
Rowe . . . . .	1	1	3	1	1	—	—	3	—	2	8
Shelburne . . . . .	3	1	4	1	—	—	1	2	—	2	15
Shutesbury . . . . .	—	—	5	—	1	—	—	2	—	1	11
Sunderland . . . . .	3	3	17	2	—	1	—	1	—	4	31
Warwick . . . . .	1	—	1	2	1	2	1	2	—	3	13
Wendell . . . . .	4	1	3	4	3	—	—	—	—	10	27
Whately . . . . .	8	3	42	2	1	2	—	10	—	11	81
Totals . . . . .	258	98	752	324	142	50	70	229	—	439	2362

**County of Hampden.**

Agawam . . . . .	68	17	107	69	25	7	10	46	—	125	474
Blandford . . . . .	2	1	1	2	1	—	—	1	—	2	10
Brimfield . . . . .	2	3	3	3	—	—	1	4	—	7	23
Chester . . . . .	5	2	14	12	—	—	1	4	—	10	48
CHICOPEE . . . . .	520	245	885	775	332	122	180	461	4	1073	4597
East Longmeadow . . . . .	29	12	29	36	16	6	5	24	—	58	215
Granville . . . . .	—	1	—	3	—	—	—	2	—	10	16
Hampden . . . . .	5	1	9	2	6	1	2	5	—	12	43
Holland . . . . .	1	4	6	5	2	1	—	5	—	13	37
HOLYOKE . . . . .	1219	325	3111	1227	443	184	348	917	—	2150	9924
Longmeadow . . . . .	13	1	38	23	13	6	6	24	—	37	161
Ludlow . . . . .	62	31	71	60	26	17	16	63	—	76	422
Monson . . . . .	12	7	28	24	6	1	5	5	—	31	119
Montgomery . . . . .	1	1	1	—	—	—	1	—	—	2	6
Palmer . . . . .	51	48	112	89	52	13	30	70	—	171	636
Russell . . . . .	5	2	9	6	3	—	2	5	—	17	49
Southwick . . . . .	3	2	8	1	1	—	2	3	—	11	31
SPRINGFIELD . . . . .	1489	741	3703	2536	1063	360	695	1452	34	2886	14959
Tolland . . . . .	—	—	—	—	—	—	—	—	—	—	—
Wales . . . . .	2	—	3	2	1	1	—	2	—	10	21
West Springfield . . . . .	184	87	325	328	104	42	90	151	—	316	1627
WESTFIELD . . . . .	192	105	628	357	102	41	81	177	—	510	2193
Wilbraham . . . . .	27	11	48	39	20	8	9	23	—	44	229
Totals . . . . .	3892	1647	9139	5599	2216	810	1484	3444	38	7571	35840

**County of Hampshire.**

Amherst . . . . .	14	4	80	27	14	3	8	14	—	30	194
Belchertown . . . . .	14	8	66	25	11	2	5	16	—	47	194
Chesterfield . . . . .	1	—	5	—	1	1	—	—	—	4	12
Cumington . . . . .	4	—	1	1	—	—	—	—	—	3	9
Easthampton . . . . .	39	25	208	73	27	10	30	39	—	110	561
Goshen . . . . .	1	—	—	—	—	—	—	—	—	—	1
Granby . . . . .	9	—	18	7	—	1	4	5	—	5	49
Hadley . . . . .	7	1	58	12	5	7	4	7	—	21	122
Hatfield . . . . .	13	8	240	15	1	2	3	10	—	13	305
Huntington . . . . .	12	4	28	10	9	1	3	6	—	24	97
Middlefield . . . . .	—	—	—	1	—	1	1	2	—	3	8
NORTHAMPTON . . . . .	216	71	1337	311	106	35	120	271	—	540	3037
Pelham . . . . .	1	1	1	2	—	—	—	1	—	—	6

## DEMOCRATIC.

## Treasurer — Continued.

## County of Hampshire — Concluded.

Cities and Towns.	William F. Barrett of Lowell.	Ernest Joseph Brown of Boston.	William H. Burke, Jr., of Hatfield.	Joseph W. Doherty of Brookline.	Owen Gallagher of Boston.	John Frederick Har- kins of Needham.	Daniel J. Honan of Winthrop.	John J. McGrath of Boston.	All Others.	Blanks.	Total Vote.
Plainfield . . . . .	-	-	3	-	-	-	-	1	-	-	4
South Hadley . . . . .	104	45	254	107	40	23	31	83	-	175	862
Southampton . . . . .	6	2	7	5	2	1	3	11	-	13	50
Ware . . . . .	97	43	193	164	50	27	38	96	-	391	1099
Westhampton . . . . .	1	-	2	-	-	-	-	1	-	-	4
Williamsburg . . . . .	19	3	115	3	10	1	5	9	-	17	173
Worthington . . . . .	1	-	9	1	-	1	1	1	-	6	20
Totals . . . . .	550	215	2625	764	276	116	256	573	-	1402	6777

## County of Middlesex.

Acton . . . . .	15	4	3	21	24	2	1	13	-	13	96
Arlington . . . . .	260	115	150	395	781	92	180	362	-	525	2860
Ashby . . . . .	4	1	-	1	-	-	-	-	-	1	7
Ashland . . . . .	12	7	13	32	35	9	11	23	-	53	195
Ayer . . . . .	39	2	4	24	20	4	8	13	-	38	152
Bedford . . . . .	8	2	6	10	15	2	4	5	-	10	62
Belmont . . . . .	113	43	101	283	459	62	121	189	-	342	1712
Billerica . . . . .	144	16	7	16	63	10	11	62	-	53	412
Boxborough . . . . .	6	1	-	-	4	-	-	2	-	5	18
Burlington . . . . .	69	23	19	55	79	6	14	67	-	197	530
CAMBRIDGE . . . . .	2062	1261	1295	3267	5069	554	1045	2667	-	5440	22660
Carlisle . . . . .	4	1	-	1	2	2	-	-	-	1	11
Chesterford . . . . .	170	9	15	22	15	3	12	26	-	52	324
Concord . . . . .	29	7	21	57	78	5	25	42	-	62	326
Dracont . . . . .	95	8	14	12	21	5	2	18	-	38	213
Dunstable . . . . .	2	-	-	-	1	-	-	1	-	1	5
EVERETT . . . . .	329	349	358	811	1055	104	302	705	1	981	4995
Framingham . . . . .	190	102	168	482	528	60	82	269	-	432	2113
Groton . . . . .	11	2	2	10	4	2	-	7	-	9	47
Holliston . . . . .	11	5	13	41	27	5	6	15	-	46	169
Hopkinton . . . . .	24	14	30	50	40	16	29	134	-	227	841
Hudson . . . . .	68	34	63	165	165	16	29	134	-	227	841
Lexington . . . . .	46	22	26	52	76	8	16	41	-	99	377
Lincoln . . . . .	5	-	3	6	13	-	-	3	-	12	42
Littleton . . . . .	6	1	2	3	6	-	-	3	-	6	27
LOWELL . . . . .	11164	343	641	872	796	202	350	852	-	1746	17266
MALDEN . . . . .	432	285	277	761	1056	85	200	600	-	1106	4802
MARLBOROUGH . . . . .	172	85	219	429	270	48	132	192	-	540	2087
Maynard . . . . .	79	28	39	118	71	14	21	68	-	155	603
MEDFORD . . . . .	446	411	460	1658	1301	212	291	664	3	1336	6122
MELROSE . . . . .	65	30	43	75	145	15	34	69	-	129	605
Natick . . . . .	64	47	98	228	210	89	50	179	-	337	1302
NEWTON . . . . .	218	100	156	538	955	209	138	313	-	742	3369
North Reading . . . . .	27	9	19	40	34	7	9	16	-	56	217
Pepperell . . . . .	15	-	3	12	12	1	2	5	-	10	60
Reading . . . . .	41	15	14	55	54	2	10	30	-	52	273
Sherborn . . . . .	1	2	4	4	7	-	-	2	-	19	38
Shirley . . . . .	14	3	8	11	10	3	1	4	-	7	61
SOMERVILLE . . . . .	1342	945	732	2451	3547	401	783	3721	16	3975	17913
Stonham . . . . .	21	10	21	73	87	7	24	29	5	55	332
Stow . . . . .	2	1	2	6	2	-	-	3	-	8	24
Sudbury . . . . .	5	1	1	10	5	1	1	3	-	10	37
Tewksbury . . . . .	91	3	8	23	25	2	7	20	-	38	217
Townsend . . . . .	4	3	2	8	6	1	-	10	-	2	48
Tyngsborough . . . . .	15	2	1	4	1	-	-	2	-	5	30
Wakefield . . . . .	146	44	93	140	159	19	57	97	26	486	1267
WALTHAM . . . . .	446	206	322	946	1072	118	136	502	-	894	4642
Watertown . . . . .	511	201	235	710	1622	141	207	386	2	654	4669
Wayland . . . . .	12	8	11	24	35	4	4	17	-	36	151
Westford . . . . .	28	3	4	8	6	5	2	9	-	14	79
Weston . . . . .	6	3	5	14	53	18	5	14	-	31	149
Wilmington . . . . .	31	2	6	19	37	5	3	66	-	43	212
Winchesier . . . . .	46	14	33	113	132	23	31	55	-	177	624
WOBURN . . . . .	319	120	157	528	564	117	78	391	17	662	2953
Totals . . . . .	19785	4963	5864	15124	20585	2707	4455	13013	70	22050	108616

## County of Nantucket.

Nantucket . . . . .	16	2	3	9	11	1	1	11	-	47	101
---------------------	----	---	---	---	----	---	---	----	---	----	-----

## County of Norfolk.

Avon . . . . .	12	8	14	16	28	1	17	17	-	36	149
Bellingham . . . . .	22	12	16	28	15	1	7	31	-	47	179
Braintree . . . . .	67	32	31	74	102	26	18	61	-	105	516
Brookline . . . . .	104	84	124	1052	616	126	120	232	1	642	3101
Canton . . . . .	59	22	65	130	228	19	40	97	-	164	824

DEMOCRATIC.  
Treasurer — Continued.  
County of Norfolk — Concluded.

Cities and Towns.	William F. Barrett of Lowell.	Ernest Joseph Brown of Boston.	William H. Burke, Jr., of Hatfield.	Joseph W. Dolerty of Brookline.	Owen Gallagher of Boston.	John Frederick Har- kins of Needham.	Penniel J. Homan of Winthrop.	John J. McGrath of Boston.	All Others.	Blanks.	Total Vote.
Cohasset . . . . .	9	3	7	8	23	1	1	18	-	29	99
Dedham . . . . .	75	81	64	170	301	107	22	106	-	315	1244
Dover . . . . .	1	1	1	7	10	12	-	7	-	10	53
Foxborough . . . . .	8	5	9	24	19	1	7	17	1	38	131
Franklin . . . . .	50	35	56	97	68	13	18	55	-	137	529
Holbrook . . . . .	4	4	13	28	32	7	10	27	-	37	162
Medfield . . . . .	5	3	8	18	28	12	4	15	-	25	118
Medway . . . . .	23	6	22	29	34	4	12	19	-	46	195
Millis . . . . .	19	10	20	34	29	10	5	17	-	65	209
Milton . . . . .	39	26	55	132	189	33	76	227	-	246	1323
Nee Idham . . . . .	10	8	2	18	20	159	2	5	-	33	248
Norfolk . . . . .	3	1	4	10	7	4	3	8	-	9	49
Norwood . . . . .	299	89	130	383	449	117	95	187	1	542	2292
Plainville . . . . .	3	-	6	3	1	1	4	1	-	3	22
Quincy . . . . .	295	223	258	621	1233	144	145	837	-	1055	4801
Randolph . . . . .	50	26	23	110	190	30	34	91	-	144	698
Sharon . . . . .	30	16	13	43	59	6	7	44	-	80	298
Stoughton . . . . .	68	17	43	179	128	14	39	112	-	167	767
Walpole . . . . .	49	22	42	100	102	20	25	73	-	202	635
Wellesley . . . . .	34	16	35	50	87	42	12	41	-	112	429
Westwood . . . . .	13	3	5	20	15	9	6	7	-	35	113
Weymouth . . . . .	55	40	47	120	222	38	35	150	4	200	911
Wrentham . . . . .	6	1	3	13	9	3	23	8	-	16	85
Totals . . . . .	1414	798	1120	3519	4534	951	787	2510	7	4510	20180

County of Plymouth.

Abington . . . . .	23	26	19	49	130	12	17	46	-	129	451
Bridgewater . . . . .	32	12	10	14	42	3	9	13	-	46	241
Brockton . . . . .	654	254	552	1219	819	191	318	1857	-	1541	7306
Carver . . . . .	1	-	1	2	-	-	-	2	-	4	10
Duxbury . . . . .	5	2	1	9	7	3	3	6	-	14	53
East Bridgewater . . . . .	16	11	15	22	20	3	8	34	-	54	179
Halifax . . . . .	4	2	1	1	2	1	-	8	-	5	24
Hanover . . . . .	4	3	-	5	8	-	3	8	-	7	38
Hanson . . . . .	4	6	3	10	8	2	7	15	-	5	60
Hingham . . . . .	27	7	21	40	78	9	8	45	-	66	301
Hull . . . . .	14	13	6	28	62	4	8	38	-	61	234
Kingston . . . . .	7	2	3	14	5	3	1	18	-	14	67
Lakeville . . . . .	2	1	-	3	1	-	2	1	-	-	10
Marion . . . . .	11	5	4	20	6	2	3	5	-	27	83
Marshfield . . . . .	7	4	3	8	12	-	4	8	-	17	63
Mattapoisett . . . . .	1	6	-	4	2	1	6	14	-	11	45
Middleborough . . . . .	24	8	18	35	35	5	25	32	-	47	229
Norwell . . . . .	3	2	3	-	4	1	1	7	-	6	27
Pembroke . . . . .	7	4	-	8	7	1	1	14	-	11	53
Plymouth . . . . .	32	8	10	37	20	4	11	29	-	66	217
Plympton . . . . .	1	-	-	2	4	-	1	2	-	9	19
Rochester . . . . .	-	-	-	1	-	-	-	-	-	-	1
Rockland . . . . .	43	16	32	55	141	14	26	60	1	117	505
Scituate . . . . .	15	13	8	21	42	8	4	97	-	72	280
Wareham . . . . .	16	10	9	33	31	4	15	16	-	45	179
West Bridgewater . . . . .	2	1	3	8	10	3	3	9	-	10	49
Whitman . . . . .	31	20	38	84	117	12	13	109	-	167	591
Totals . . . . .	986	432	763	1762	1604	256	497	2523	1	2551	11375

County of Suffolk.

BOSTON . . . . .	6441	10259	7185	21207	65404	3771	6659	26460	65	33218	180669
CHELSEA . . . . .	340	410	428	769	1803	118	518	494	-	1796	6676
REVERE . . . . .	173	211	130	374	1279	55	455	259	-	696	3626
Winthrop . . . . .	28	33	29	68	287	18	1026	50	-	145	1684
Totals . . . . .	6982	10913	7772	22418	68773	3962	8658	27263	65	35849	192655

County of Worcester.

Ashburnham . . . . .	7	-	2	11	2	-	3	3	-	7	32
Athol . . . . .	40	11	26	52	24	89	9	17	-	67	335
Auburn . . . . .	22	8	39	27	18	2	5	43	-	40	204
Barre . . . . .	13	9	16	17	6	1	4	14	-	30	110
Berlin . . . . .	1	1	6	5	2	-	1	-	-	3	19
Blackstone . . . . .	214	131	137	297	120	25	52	166	-	388	1440
Bolton . . . . .	3	1	2	-	3	-	-	-	-	1	10
Boylston . . . . .	2	2	4	2	1	-	1	4	-	1	17
Brookfield . . . . .	4	2	15	16	5	2	3	12	-	31	90
Charlton . . . . .	4	1	4	11	2	1	1	6	-	6	36
Clinton . . . . .	176	65	519	335	256	67	59	263	-	475	2215
Douglas . . . . .	1	1	2	4	2	1	1	2	-	8	22

DEMOCRATIC.

Treasurer — Concluded.

County of Worcester — Concluded.

Cities and Towns.	William F. Barrett of Lowell.	Ernest Joseph Brown of Boston.	William H. Burke, Jr., of Hatfield.	Joseph W. Doherty of Brookline.	Owen Gallagher of Boston.	John Frederick Har-kins of Needham.	Daniel J. Homan of Winthrop.	John J. McGrath of Boston.	All Others.	Blanks.	Total Vote.
Dudley . . . . .	17	7	54	42	18	9	12	24	—	61	244
East Brookfield . . . . .	7	4	4	13	4	—	—	7	—	10	51
FITCHBURG . . . . .	532	160	343	633	343	58	196	447	—	916	3628
GARDNER . . . . .	114	40	130	133	69	32	34	74	—	363	989
Grafton . . . . .	30	13	43	53	17	5	5	50	—	100	313
Hardwick . . . . .	19	10	60	34	16	4	2	28	—	68	244
Harvard . . . . .	5	1	4	8	5	—	3	1	—	13	40
Holden . . . . .	16	4	50	26	8	3	6	20	—	39	172
Hopedale . . . . .	2	—	3	5	2	—	—	2	—	1	15
Hubbardston . . . . .	2	—	1	4	—	—	—	6	—	9	22
Lancaster . . . . .	3	4	31	9	2	1	1	13	—	19	83
Leicester . . . . .	65	19	114	83	37	12	18	63	—	117	528
LEOMINSTER . . . . .	134	40	104	203	158	32	66	117	—	326	1180
Lunenburg . . . . .	10	4	7	4	4	—	4	5	—	15	56
Mendon . . . . .	2	1	3	2	5	—	1	2	—	3	19
Millford . . . . .	107	53	167	194	215	35	55	202	—	457	1485
Millbury . . . . .	60	30	71	69	30	20	16	68	—	94	458
Millville . . . . .	29	36	56	98	61	14	30	101	—	140	565
New Braintree . . . . .	4	—	1	4	—	—	—	3	—	4	16
North Brookfield . . . . .	4	6	18	12	10	2	5	20	—	40	117
Northborough . . . . .	5	1	5	9	5	1	—	17	—	18	61
Northbridge . . . . .	14	11	42	31	13	4	9	33	—	48	205
Oakham . . . . .	1	—	—	—	—	—	—	1	—	2	4
Oxford . . . . .	53	41	36	57	29	10	13	55	—	83	377
Paxton . . . . .	2	1	4	3	2	1	3	9	—	—	25
Petersham . . . . .	3	3	1	3	—	—	1	3	—	4	20
Phillipston . . . . .	2	—	6	3	2	2	4	1	—	18	38
Princeton . . . . .	3	—	9	3	2	1	—	3	—	9	29
Royalston . . . . .	8	2	5	8	3	1	2	1	—	7	37
Rutland . . . . .	10	10	12	17	16	1	1	17	—	16	100
Shrewsbury . . . . .	41	23	48	75	24	7	7	70	—	84	379
Southborough . . . . .	15	3	13	15	20	3	2	8	—	16	95
Southbridge . . . . .	189	112	276	262	100	58	70	188	—	486	1741
Spencer . . . . .	32	8	29	30	7	12	13	19	—	91	241
Sterling . . . . .	3	3	9	10	4	3	4	10	—	20	66
Sturbridge . . . . .	13	9	13	12	6	4	—	15	—	23	95
Sutton . . . . .	21	14	18	18	12	2	3	20	—	48	156
Templeton . . . . .	18	10	20	31	23	10	7	20	—	55	194
Upton . . . . .	1	5	13	8	6	—	1	12	—	17	63
Uxbridge . . . . .	110	57	123	130	80	30	60	165	—	226	981
Warren . . . . .	5	3	21	20	9	—	5	14	—	23	100
Webster . . . . .	89	35	190	128	32	79	40	76	—	128	797
West Boylston . . . . .	7	1	11	3	4	3	2	8	—	11	50
West Brookfield . . . . .	6	1	7	11	—	1	1	5	—	17	49
Westborough . . . . .	19	3	18	51	36	1	7	37	—	46	218
Westminster . . . . .	8	5	5	7	2	1	4	9	—	24	65
Winchendon . . . . .	23	7	15	19	13	4	7	17	—	37	142
WORCESTER . . . . .	2255	838	4723	3154	1441	451	776	4874	—	4349	22861
Totals . . . . .	4605	1870	7708	6434	3338	1109	1635	7490	—	9758	43947

Aggregate of Votes.

Counties.	William F. Barrett of Lowell.	Ernest Joseph Brown of Boston.	William H. Burke, Jr., of Hatfield.	Joseph W. Doherty of Brookline.	Owen Gallagher of Boston.	John Frederick Har-kins of Needham.	Daniel J. Homan of Winthrop.	John J. McGrath of Boston.	All Others.	Blanks.	Total Vote.
BARNSTABLE . . . . .	129	77	41	146	94	27	31	126	—	362	1030
BERKSHIRE . . . . .	1016	474	1246	1652	667	184	385	1078	—	2479	9184
BRISTOL . . . . .	5249	2688	2287	5693	2226	760	5187	3637	1	8455	36183
DUKES COUNTY . . . . .	23	15	4	21	13	6	6	35	—	66	189
ESSEX . . . . .	11087	2703	5533	8761	6254	1893	2321	5332	6	12846	56736
FRANKLIN . . . . .	258	98	752	324	142	50	70	229	—	439	2362
HAMPDEN . . . . .	3892	1647	9139	5599	2216	810	1484	3444	38	7571	35840
HAMPSHIRE . . . . .	550	215	2625	764	276	116	256	573	—	1402	6777
MIDDLESEX . . . . .	19785	4963	5864	15124	20585	2707	4455	13013	70	22050	108616
NANTUCKET . . . . .	16	2	3	9	11	1	1	11	—	47	101
NORFOLK . . . . .	1414	798	1120	3519	4534	951	787	2510	7	4540	26180
PLYMOUTH . . . . .	986	432	763	1762	1604	256	497	2523	1	2551	11375
SUFFOLK . . . . .	6982	10913	7772	22418	68773	3962	8658	27263	65	35849	192655
WORCESTER . . . . .	4605	1870	7708	6434	3338	1109	1635	7490	—	9758	43947
Totals . . . . .	55982	26895	44857	72226	110733	12832	25773	67264	188	108415	525175

DEMOCRATIC.  
Auditor.  
County of Barnstable.

Cities and Towns.	Thomas H. Buckley of Abington.	John J. Barry of Everett.	Leo D. Walsh of Boston.	All Others.	Blanks.	Total Vote.
Barnstable . . . . .	128	10	18		29	185
Bourne . . . . .	23	3	3		4	33
Brewster . . . . .	10	1	1		2	14
Chatham . . . . .	44	6	5		23	78
Dennis . . . . .	38	2	5		7	52
Eastham . . . . .	2	1	1		1	4
Falmouth . . . . .	113	25	18		33	189
Harwich . . . . .	19	4	7		10	40
Mashpee . . . . .	67	10	3		16	96
Orleans . . . . .	5	1	3		2	11
Provincetown . . . . .	107	4	13		29	153
Sandwich . . . . .	49	8	3		11	71
Truro . . . . .	9	-	2		5	16
Wellfleet . . . . .	24	2	2		10	38
Yarmouth . . . . .	34	3	3		10	50
Totals . . . . .	672	80	86		192	1030

County of Berkshire.

Adams . . . . .	315	52	76		154	597
Alford . . . . .	5	-	-		4	9
Becket . . . . .	15	1	2		-	18
Cheshire . . . . .	77	4	18		44	143
Clarksburg . . . . .	19	5	4		7	35
Dalton . . . . .	82	9	8		23	122
Egremont . . . . .	10	1	2		3	16
Florida . . . . .	5	1	4		1	11
Great Barrington . . . . .	170	17	28		51	266
Hancock . . . . .	4	-	-		1	5
Hinsdale . . . . .	110	8	14		51	183
Lanesborough . . . . .	23	2	10		4	39
Lee . . . . .	245	31	37		101	414
Lenox . . . . .	140	26	25		35	226
Monterey . . . . .	9	-	-		-	9
Mount Washington . . . . .	10	-	-		-	10
New Ashford . . . . .	8	1	1		2	12
New Marlborough . . . . .	15	1	4		6	26
NORTH ADAMS . . . . .	966	226	220		502	1914
Otis . . . . .	6	-	1		3	10
Peru . . . . .	11	-	2		5	18
PITTSFIELD . . . . .	2631	470	605		941	4647
Richmond . . . . .	7	2	5		5	19
Sandisfield . . . . .	21	5	4		17	47
Savoy . . . . .	11	-	1		3	15
Sheffield . . . . .	25	3	2		5	35
Stockbridge . . . . .	38	5	11		8	62
Tyringham . . . . .	13	1	-		3	17
Washington . . . . .	2	5	2		1	10
West Stockbridge . . . . .	61	7	10		6	84
Williamstown . . . . .	101	15	19		25	160
Windsor . . . . .	2	2	-		1	5
Totals . . . . .	5157	900	1115		2012	9184

County of Bristol.

Acushnet . . . . .	237	30	62		102	431
ATTLEBORO . . . . .	406	52	79		108	645
Berkley . . . . .	57	3	8		12	80
Dartmouth . . . . .	222	46	76		108	452
Dighton . . . . .	20	4	7		6	37
Easton . . . . .	239	20	15		31	305
Fairhaven . . . . .	397	54	59		145	655
FALL RIVER . . . . .	9123	1615	2907		3889	17534
Freetown . . . . .	19	5	4		25	53
Mansfield . . . . .	112	20	19		43	194
NEW BEDFORD . . . . .	6133	1016	1552		2050	10751
North Attleborough . . . . .	168	18	22		84	292
Norton . . . . .	48	3	11		5	67
Raynham . . . . .	50	7	12		39	108
Rehoboth . . . . .	25	2	2		8	37
Seekonk . . . . .	71	3	5		11	90
Somerset . . . . .	248	32	46		99	425
Swansea . . . . .	81	17	28		30	156
TAUNTON . . . . .	1890	346	517		991	3744
Westport . . . . .	51	20	20		36	127
Totals . . . . .	19597	3313	5451		7822	36183

**DEMOCRATIC.**  
*Auditor—Continued.*  
**County of Dukes County.**

Cities and Towns.	Thomas H. Buckley of Abington.	John J. Barry of Everett.	Leo D. Walsh of Boston.	All Others.	Blanks.	Total Vote.
Chilmark . . . . .	3	-	-	-	1	4
Edgartown . . . . .	31	1	-	-	11	43
Gay Head . . . . .	20	-	-	-	6	26
Gosnold . . . . .	4	-	-	-	-	4
Oak Bluffs . . . . .	31	1	5	-	12	49
Tisbury . . . . .	33	4	9	-	11	57
West Tisbury . . . . .	4	-	-	-	2	6
Totals . . . . .	126	6	14	-	43	189

**County of Essex.**

Amesbury . . . . .	250	27	39	-	100	416
Andover . . . . .	506	159	113	-	286	1064
BEVERLY . . . . .	445	73	88	-	188	794
Boxford . . . . .	9	2	-	-	2	13
Danvers . . . . .	193	41	38	-	75	347
Essex . . . . .	22	2	2	-	15	41
Georgetown . . . . .	26	1	1	-	10	38
GLOUCESTER . . . . .	372	61	54	-	191	678
Groveland . . . . .	67	5	6	-	14	92
Hamilton . . . . .	37	4	1	-	8	50
Haverhill . . . . .	1738	306	379	-	728	3151
Ipswich . . . . .	118	17	51	-	59	245
LAWRENCE . . . . .	9326	4369	3148	-	4350	21193
LYNN . . . . .	8826	1776	1811	-	2382	14795
Lynnfield . . . . .	80	11	10	-	14	115
Manchester . . . . .	65	8	7	-	15	95
Marblehead . . . . .	229	28	22	-	66	345
Merrimac . . . . .	37	4	9	-	7	57
Methuen . . . . .	780	335	208	-	349	1672
Middleton . . . . .	32	2	3	-	1	38
Nahant . . . . .	77	19	12	-	26	134
Newbury . . . . .	17	2	5	-	9	33
NEWBURYPORT . . . . .	403	56	56	-	191	706
North Andover . . . . .	317	129	78	4	115	643
PEABODY . . . . .	2052	676	554	-	1004	4286
Rockport . . . . .	47	6	4	-	15	72
Rowley . . . . .	22	4	1	-	3	30
SALEM . . . . .	2215	417	551	-	931	4114
Salisbury . . . . .	24	3	5	-	7	39
Saugus . . . . .	439	150	106	-	145	840
Swampscott . . . . .	351	62	33	-	94	540
Topsfield . . . . .	9	-	-	-	3	12
Wenham . . . . .	14	-	1	-	1	16
West Newbury . . . . .	22	4	2	-	4	32
Totals . . . . .	29167	8759	7398	4	11408	56736

**County of Franklin.**

Ashfield . . . . .	4	-	-	-	-	4
Bernardston . . . . .	17	2	1	-	3	23
Buckland . . . . .	27	1	5	-	11	44
Charlemont . . . . .	21	1	1	-	4	27
Colrain . . . . .	34	2	2	-	6	44
Conway . . . . .	15	2	-	-	1	18
Deerfield . . . . .	84	8	22	-	32	146
Erving . . . . .	34	4	3	-	14	55
Gill . . . . .	9	1	2	-	3	15
Greenfield . . . . .	614	100	133	-	161	1008
Hawley . . . . .	4	-	1	-	1	6
Heath . . . . .	9	-	-	-	5	14
Leverett . . . . .	13	2	-	-	4	19
Leyden . . . . .	2	-	-	-	1	3
Monroe . . . . .	2	1	-	-	2	5
Montague . . . . .	343	51	72	-	84	550
New Salem . . . . .	13	1	1	-	4	19
Northfield . . . . .	31	4	11	-	3	49
Orange . . . . .	79	8	17	-	23	127
Rowe . . . . .	3	2	1	-	2	8
Shelburne . . . . .	10	-	2	-	3	15
Shutesbury . . . . .	8	1	1	-	1	11
Sunderland . . . . .	20	-	5	-	6	31
Warwick . . . . .	9	-	3	-	1	13
Wendell . . . . .	18	1	2	-	6	27
Whately . . . . .	59	5	5	-	12	81
Totals . . . . .	1482	197	290	-	393	2362



DEMOCRATIC.  
Auditor — Continued.  
County of Hampden.

Cities and Towns.	Thomas H. Buckley of Abington.	John J. Barry of Everett.	Leo D. Walsh of Boston.	All Others.	Blanks.	Total Vote.
Agawam . . . . .	450	66	46	—	112	474
Blandford . . . . .	6	—	—	—	—	10
Brimfield . . . . .	18	—	—	—	3	23
Chester . . . . .	29	4	4	—	11	48
CHICOPEE . . . . .	2581	460	694	1	861	4597
East Longmeadow . . . . .	100	26	46	—	43	215
Granville . . . . .	7	2	1	—	6	16
Hampden . . . . .	21	6	7	—	9	43
Holland . . . . .	22	3	3	—	9	37
HOLYOKE . . . . .	5383	895	1751	—	1895	9924
Longmeadow . . . . .	98	16	25	—	22	161
Ludlow . . . . .	234	55	78	—	55	422
Monson . . . . .	83	11	9	—	16	119
Montgomery . . . . .	3	1	—	—	2	6
Palmer . . . . .	354	59	84	—	139	636
Russell . . . . .	22	6	8	—	13	49
Southwick . . . . .	17	3	3	—	8	31
SPRINGFIELD . . . . .	8818	1797	1930	25	2389	14959
Tolland . . . . .	—	—	—	—	—	—
Wales . . . . .	14	1	1	—	5	21
West Springfield . . . . .	926	204	244	—	253	1627
WESTFIELD . . . . .	1087	317	301	—	488	2193
Wilbraham . . . . .	112	23	46	—	48	229
Totals . . . . .	20185	3955	5285	26	6389	35840

County of Hampshire.

Amherst . . . . .	140	15	19	—	20	194
Belchertown . . . . .	116	21	20	—	37	194
Chesterfield . . . . .	5	3	2	—	2	12
Cummington . . . . .	4	2	—	—	3	9
Easthampton . . . . .	260	67	114	—	120	561
Goshen . . . . .	—	—	1	—	—	1
Granby . . . . .	36	3	6	—	4	49
Hadley . . . . .	75	14	12	—	21	122
Hatfield . . . . .	148	27	43	—	87	305
Huntington . . . . .	53	15	10	—	19	97
Middlefield . . . . .	5	—	1	—	2	8
NORTHAMPTON . . . . .	1710	325	385	—	587	3007
Pelham . . . . .	6	—	—	—	—	6
Plainfield . . . . .	2	1	1	—	—	4
South Hadley . . . . .	440	91	163	—	168	862
Southampton . . . . .	28	5	10	—	7	50
Ware . . . . .	536	77	133	—	353	1099
Westhampton . . . . .	3	1	—	—	—	4
Williamsburg . . . . .	106	16	22	—	29	173
Worthington . . . . .	10	1	3	—	6	20
Totals . . . . .	3683	684	945	—	1465	6777

County of Middlesex.

Acton . . . . .	59	13	10	—	14	96
Arlington . . . . .	1905	311	282	1	361	2860
Ashby . . . . .	5	1	—	—	1	7
Ashland . . . . .	116	12	22	—	45	195
Ayer . . . . .	85	16	20	—	31	152
Bedford . . . . .	28	10	7	—	7	62
Belmont . . . . .	1113	208	150	—	242	1713
Billerica . . . . .	233	46	70	—	63	412
Boxborough . . . . .	6	4	2	—	6	18
Burlington . . . . .	260	47	49	—	174	530
CAMBRIDGE . . . . .	12149	2860	3108	—	4543	22660
Carlisle . . . . .	7	3	1	—	—	11
Chelmsford . . . . .	196	23	56	—	49	324
Concord . . . . .	222	26	30	—	48	326
Dracut . . . . .	122	20	29	—	42	213
Dunstable . . . . .	2	1	—	—	2	5
EVERETT . . . . .	1417	2613	318	2	645	4995
Framingham . . . . .	1265	212	294	—	342	2113
Groton . . . . .	28	10	5	—	4	47
Holliston . . . . .	112	11	12	—	34	169
Hopkinton . . . . .	162	22	33	—	52	269
Hudson . . . . .	450	56	146	—	189	841
Lexington . . . . .	232	39	41	—	65	377
Lincoln . . . . .	25	7	2	—	8	42
Littleton . . . . .	19	—	3	—	5	27

DEMOCRATIC.  
Auditor — Continued.  
County of Middlesex — Concluded.

Cities and Towns.	Thomas H. Buckley of Abington.	John J. Barry of Exerett.	Leo D. Walsh of Boston.	All Others.	Blanks.	Total Vote.
LOWELL . . . . .	10333	1981	2557	-	2395	17266
MALDEN . . . . .	2423	1110	375	-	894	4802
MARLBOROUGH . . . . .	1272	218	190	-	407	2087
Maynard . . . . .	323	48	109	-	123	603
MEDFORD . . . . .	3538	951	496	6	1131	6122
MELROSE . . . . .	386	68	51	-	100	605
Natick . . . . .	782	114	145	-	261	1302
NEWTON . . . . .	2056	293	338	-	682	3369
North Reading . . . . .	113	27	29	-	48	217
Pepperell . . . . .	46	6	3	-	5	60
Reading . . . . .	161	35	34	-	43	273
Sherborn . . . . .	23	3	3	-	9	38
Shirley . . . . .	43	2	11	-	5	61
SOMERVILLE . . . . .	9611	2315	2396	17	3574	17913
Stoneham . . . . .	213	42	29	6	42	332
Stow . . . . .	15	1	2	-	6	24
Sudbury . . . . .	22	3	7	-	5	37
Tewksbury . . . . .	121	30	32	-	34	217
Townsend . . . . .	36	2	3	-	7	48
Tyngsborough . . . . .	14	3	6	-	7	30
Wakefield . . . . .	580	135	123	26	403	1267
WALTHAM . . . . .	2395	403	1045	-	799	4642
Watertown . . . . .	2787	477	829	2	574	4669
Wayland . . . . .	104	12	10	-	25	151
Westford . . . . .	43	12	12	-	12	79
Weston . . . . .	102	9	9	-	29	149
Wilmington . . . . .	117	29	20	-	46	212
Winchester . . . . .	339	71	64	-	150	624
WOBURN . . . . .	1788	387	365	27	386	2953
Totals . . . . .	60014	15358	13983	87	19174	108616

County of Nantucket.

Nantucket . . . . .	51	5	3	-	42	101
---------------------	----	---	---	---	----	-----

County of Norfolk.

Avon . . . . .	112	9	5	-	23	149
Bellingham . . . . .	94	15	33	-	37	179
Braintree . . . . .	333	43	70	-	70	516
Brookline . . . . .	1670	376	456	2	597	3101
Canton . . . . .	586	55	78	-	105	824
Cohasset . . . . .	66	5	7	-	21	99
Dedham . . . . .	677	123	151	-	293	1244
Dover . . . . .	37	9	1	-	6	53
Foxborough . . . . .	86	13	10	1	21	131
Franklin . . . . .	275	58	69	-	127	529
Holbrook . . . . .	123	6	12	-	21	162
Medfield . . . . .	75	20	7	-	16	118
Medway . . . . .	119	17	16	-	43	195
Millis . . . . .	136	10	14	-	49	209
Milton . . . . .	867	108	160	-	188	1323
Needham . . . . .	163	23	29	-	33	248
Norfolk . . . . .	32	3	7	-	7	49
Norwood . . . . .	1353	222	286	1	430	2292
Plainville . . . . .	17	2	2	-	1	22
QUINCY . . . . .	2869	426	647	-	859	4801
Randolph . . . . .	539	35	55	-	69	698
Sharon . . . . .	184	34	28	-	52	298
Stoughton . . . . .	558	58	52	-	99	767
Walpole . . . . .	376	39	58	-	162	635
Wellesley . . . . .	248	44	40	-	97	429
Westwood . . . . .	70	9	13	-	21	113
Weymouth . . . . .	641	77	74	2	117	911
Wrentham . . . . .	54	11	12	-	8	85
Totals . . . . .	12360	1850	2392	6	3572	20180

County of Plymouth.

Abington . . . . .	392	35	16	-	8	451
Bridgewater . . . . .	191	14	16	-	20	241
BROCKTON . . . . .	5634	469	397	-	866	7366
Carver . . . . .	5	1	-	-	4	10
Duxbury . . . . .	37	7	2	-	7	53
East Bridgewater . . . . .	126	13	12	-	28	179
Halifax . . . . .	21	1	-	-	2	24

DEMOCRATIC.  
Auditor — Continued  
County of Plymouth — Concluded.

Cities and Towns.	Thomas H. Buckley of Abington.	John J. Barry of Everett.	Leo D. Walsh of Boston.	All Others.	Blanks.	Total Vote.
Hanover . . . . .	29	6	—	—	1	38
Hanson . . . . .	50	4	—	—	4	60
Hingham . . . . .	225	20	18	—	38	301
Hull . . . . .	182	9	8	—	35	234
Kingston . . . . .	51	4	3	—	9	67
Lakeville . . . . .	10	—	—	—	—	10
Marion . . . . .	56	6	1	—	20	83
Marshfield . . . . .	43	6	4	—	10	63
Mattapoisett . . . . .	34	—	2	—	9	45
Middleborough . . . . .	164	21	26	—	18	229
Norwell . . . . .	22	1	1	—	3	27
Pembroke . . . . .	39	2	2	—	10	53
Plymouth . . . . .	150	8	15	—	44	217
Plympton . . . . .	14	—	—	—	5	19
Rochester . . . . .	1	—	—	—	—	1
Rockland . . . . .	407	42	25	—	31	505
Scituate . . . . .	189	24	14	—	53	280
Scituate . . . . .	128	24	16	—	11	179
Wareham . . . . .	33	6	4	—	6	49
West Bridgewater . . . . .	468	53	29	—	41	591
Whitman . . . . .	8701	776	615	—	1283	11375
Totals . . . . .						
County of Suffolk.						
BOSTON . . . . .	93541	18315	35817	78	32918	180669
CHELSEA . . . . .	2981	1300	585	—	1810	6676
REVERE . . . . .	1908	641	364	—	712	3626
Winthrop . . . . .	920	277	195	—	292	1684
Totals . . . . .	99350	20533	36961	78	35733	192655
County of Worcester.						
Ashburnham . . . . .	20	2	6	—	7	35
Athol . . . . .	233	23	33	—	46	335
Auburn . . . . .	117	14	37	—	36	204
Barre . . . . .	66	10	11	—	25	110
Berlin . . . . .	15	—	3	—	1	19
Blackstone . . . . .	741	121	212	—	366	1440
Bolton . . . . .	8	2	—	—	—	10
Boylston . . . . .	14	2	—	—	1	17
Brookfield . . . . .	59	7	6	—	18	90
Charlton . . . . .	21	3	6	—	6	36
Clinton . . . . .	1986	372	337	—	420	2215
Douglas . . . . .	14	1	1	—	6	22
Dudley . . . . .	143	29	28	—	44	244
East Brookfield . . . . .	22	5	13	—	11	51
FITCHBURG . . . . .	2050	270	521	—	787	3928
GARDNER . . . . .	460	76	148	—	305	989
Grafton . . . . .	168	30	28	—	87	213
Hardwick . . . . .	139	6	35	—	64	244
Harvard . . . . .	27	1	2	—	10	40
Holden . . . . .	100	9	28	—	35	172
Hopedale . . . . .	11	2	2	—	9	15
Hubbardston . . . . .	11	2	—	—	—	22
Laneaster . . . . .	48	6	11	—	18	83
Leicester . . . . .	296	39	79	—	114	528
LEOMINSTER . . . . .	700	105	133	—	242	1180
Lunenburg . . . . .	28	5	9	—	14	56
Mendon . . . . .	10	4	2	—	3	19
Milford . . . . .	780	145	168	—	392	1485
Millbury . . . . .	294	41	48	—	75	458
Millville . . . . .	335	52	72	—	106	565
New Braintree . . . . .	8	3	3	—	2	16
North Brookfield . . . . .	65	16	7	—	29	117
Northborough . . . . .	41	2	6	—	12	61
Northbridge . . . . .	127	23	18	—	37	205
Oakham . . . . .	4	—	—	—	—	4
Oxford . . . . .	210	39	50	—	78	377
Paxton . . . . .	17	2	1	—	5	25
Petersham . . . . .	17	1	—	—	2	20
Phillipston . . . . .	25	1	2	—	10	38
Princeton . . . . .	16	1	4	—	8	29
Royalston . . . . .	32	2	—	—	3	37
Rutland . . . . .	80	6	6	—	8	100
Shrewsbury . . . . .	220	32	51	—	76	379
Southborough . . . . .	62	9	10	—	14	95
Southbridge . . . . .	901	160	244	—	436	1741

**DEMOCRATIC.**  
*Auditor — Concluded.*  
**County of Worcester — Concluded.**

Cities and Towns.	Thomas H. Buckley of Abington.	John J. Barry of Everett.	Leo D. Walsh of Boston.	All Others.	Blanks.	Total Vote.
Spencer . . . . .	133	17	20		71	241
Sterling . . . . .	27	10	14		15	66
Sturbridge . . . . .	35	5	12		23	95
Sutton . . . . .	80	14	24		38	156
Templeton . . . . .	112	6	37		49	259
Upton . . . . .	19	3	5		6	33
Uxbridge . . . . .	557	105	126		193	981
Warren . . . . .	65	6	7		22	100
Webster . . . . .	504	79	93		121	797
West Boylston . . . . .	31	6	7		10	50
West Brookfield . . . . .	30	4	7		8	49
Westborough . . . . .	119	32	16		21	218
Westminster . . . . .	32	4	7		22	65
Winchendon . . . . .	79	13	17		33	142
WORCESTER . . . . .	12869	2211	3513		4268	22861
Totals . . . . .	24613	4196	6272		8866	43947

**Aggregate of Votes.**

Counties.	Thomas H. Buckley of Abington.	John J. Barry of Everett.	Leo D. Walsh of Boston.	All Others.	Blanks.	Total Vote.
BARNSTABLE . . . . .	672	80	86		192	1030
BERKSHIRE . . . . .	5157	900	1115		2012	9184
BRISTOL . . . . .	19397	3313	5451		7822	36183
DUKES COUNTY . . . . .	126	6	14		43	189
ESSEX . . . . .	29167	8759	7398	4	11408	56736
FRANKLIN . . . . .	1482	197	290		393	2362
HAMPDEN . . . . .	20185	3955	5285	26	6389	35840
HAMPSHIRE . . . . .	3683	684	945		1465	6777
MIDDLESEX . . . . .	60014	15358	13883	87	19174	108616
NANTUCKET . . . . .	51	5	3		42	101
NORFOLK . . . . .	12360	1850	2392	6	3572	20180
PLYMOUTH . . . . .	8701	776	615		1283	11375
SUFFOLK . . . . .	99350	20533	36061	78	35733	192655
WORCESTER . . . . .	24613	4196	6272		8866	43947
Totals . . . . .	285158	60612	80810	201	98394	525177

*Attorney General.*

County of Barnstable.						County of Berkshire.					
Cities and Towns.	Paul A. Devoe of Cambridge	All Others.	Blanks.	Total Vote.	Cities and Towns.	Paul A. Devoe of Cambridge	All Others.	Blanks.	Total Vote.		
Barnstable . . . . .	142		43	185	Adams . . . . .	396		201	597		
Bourne . . . . .	27		6	33	Alford . . . . .				9		
Brewster . . . . .	9		5	14	Becket . . . . .	11			18		
Chatham . . . . .	53		25	78	Cheshire . . . . .	95		48	143		
Dennis . . . . .	11		11	52	Clarksburg . . . . .	25		10	35		
Eastham . . . . .	3		1	4	Dalton . . . . .	88		34	122		
Falmouth . . . . .	131		58	189	Egremont . . . . .	11		5	16		
Harwich . . . . .	30		10	40	Florida . . . . .	7		4	11		
Mashpee . . . . .	72		24	96	Great Barrington . . . . .	203		63	266		
Orleans . . . . .	8		3	11	Hancock . . . . .	5			5		
Provincetown . . . . .	116		37	153	Hinsdale . . . . .	127		56	183		
Sandwich . . . . .	51		20	71	Lanesborough . . . . .	28		11	39		
Truro . . . . .	12		4	16	Lee . . . . .	278		136	414		
Wellfleet . . . . .	27		11	38	Lenox . . . . .	176		50	226		
Yarmouth . . . . .	33		17	50	Monterey . . . . .	9			9		
Totals . . . . .	755		275	1030	Mount Washington . . . . .	10			10		

DEMOCRATIC.

Attorney General — Continued.

County of Berkshire — Concluded.

Cities and Towns.	Paul A. Dever of Cambridge.	All Others.	Blanks.	Total Vote.
New Ashford . . . . .	9	-	3	12
New Marlborough . . . . .	22	-	4	26
NORTH ADAMS . . . . .	1312	-	602	1914
Otis . . . . .	7	-	3	10
Peru . . . . .	12	-	6	18
PITTSFIELD . . . . .	3450	-	1197	4647
Richmond . . . . .	13	-	6	19
Sandisfield . . . . .	34	-	13	47
Savoy . . . . .	12	-	3	15
Sheffield . . . . .	28	-	7	35
Stockbridge . . . . .	56	-	6	62
Tyringham . . . . .	12	-	5	17
Washington . . . . .	6	-	4	10
West Stockbridge . . . . .	73	-	11	84
Williamstown . . . . .	127	-	33	160
Windsor . . . . .	4	-	1	5
Totals . . . . .	6653	-	2531	9184

County of Bristol.

Achusnet . . . . .	284	1	146	431
ATTLEBORO . . . . .	488	-	157	645
Berkley . . . . .	62	-	18	80
Dartmouth . . . . .	306	-	146	452
Dighton . . . . .	29	-	8	37
Easton . . . . .	241	-	64	305
Fairhaven . . . . .	473	-	182	655
FALL RIVER . . . . .	13334	-	4200	17534
Freeport . . . . .	30	-	23	53
Mansfield . . . . .	140	1	53	194
NEW BEDFORD . . . . .	8122	-	2629	10751
North Attleborough . . . . .	192	-	100	292
Norton . . . . .	60	-	7	67
Raynham . . . . .	77	-	31	108
Rehoboth . . . . .	32	-	5	37
Seekonk . . . . .	71	-	19	90
Somerset . . . . .	323	-	102	425
Swansea . . . . .	121	-	35	156
TAUNTON . . . . .	2630	-	1114	3744
Westport . . . . .	83	-	44	127
Totals . . . . .	27098	2	9083	36183

County of Dukes County.

Chilmark . . . . .	3	-	1	4
Edgartown . . . . .	34	-	9	43
Gay Head . . . . .	18	-	8	26
Gosnold . . . . .	4	-	-	4
Oak Bluffs . . . . .	38	-	11	49
Tisbury . . . . .	44	-	13	57
West Tisbury . . . . .	4	-	2	6
Totals . . . . .	145	-	44	189

County of Essex.

Amesbury . . . . .	305	-	111	416
Andover . . . . .	702	-	362	1064
BEVERLY . . . . .	583	-	211	794
Boxford . . . . .	11	-	2	13
Danvers . . . . .	247	-	100	347
Essex . . . . .	26	-	15	41
Georgetown . . . . .	26	-	12	38
GLOUCESTER . . . . .	512	-	166	678
Groveland . . . . .	67	-	25	92
Hamilton . . . . .	39	-	11	50
HAVERHILL . . . . .	2225	-	926	3151
Ipswich . . . . .	172	-	73	245
LAWRENCE . . . . .	15765	-	5428	21193
LYNN . . . . .	12039	-	2756	14795
Lynnfield . . . . .	95	-	20	115
Manchester . . . . .	75	-	20	95
Marblehead . . . . .	234	-	111	345
Merrimac . . . . .	51	-	6	57
Methuen . . . . .	1263	-	469	1672
Middleton . . . . .	33	-	5	38
Nahant . . . . .	103	-	31	134
Newbury . . . . .	26	-	7	33

County of Essex — Concluded.

Cities and Towns.	Paul A. Dever of Cambridge.	All Others.	Blanks.	Total Vote.
NEWBURYPORT . . . . .	469	-	237	706
North Andover . . . . .	478	43	162	643
PEABODY . . . . .	2986	-	1300	4286
Rockport . . . . .	55	-	17	72
Rowley . . . . .	26	-	4	30
SALEM . . . . .	3015	-	1099	4114
Salisbury . . . . .	30	-	9	39
Saugus . . . . .	684	-	156	840
Swampscott . . . . .	417	-	123	540
Topsfield . . . . .	9	-	3	12
Wenham . . . . .	16	-	-	16
West Newbury . . . . .	26	-	6	32
Totals . . . . .	42810	3	13923	56736

County of Franklin.

Ashfield . . . . .	3	-	1	4
Barnardston . . . . .	18	-	5	23
Buckland . . . . .	32	-	12	44
Charlmont . . . . .	25	-	2	27
Colrain . . . . .	57	-	7	64
Conway . . . . .	15	-	3	18
Deerfield . . . . .	102	-	44	146
Erving . . . . .	38	-	17	55
Gill . . . . .	12	-	3	15
Greenfield . . . . .	836	-	172	1008
Hawley . . . . .	4	-	2	6
Heath . . . . .	7	-	7	14
Leverett . . . . .	13	-	6	19
Leyden . . . . .	3	-	-	3
Monroe . . . . .	2	-	3	5
North Andover . . . . .	451	-	99	550
New Salem . . . . .	14	-	5	19
Northfield . . . . .	45	-	4	49
Orange . . . . .	93	-	34	127
Rowe . . . . .	8	-	-	8
Shelburne . . . . .	14	-	1	15
Shutesbury . . . . .	10	-	1	11
Sunderland . . . . .	22	-	9	31
Warwick . . . . .	9	-	4	13
Wendell . . . . .	20	-	7	27
Whately . . . . .	62	-	19	81
Totals . . . . .	1895	-	467	2362

County of Hampden.

Agawam . . . . .	329	-	145	474
Blandford . . . . .	8	-	2	10
Brimfield . . . . .	20	-	3	23
Chester . . . . .	31	-	17	48
CHICOPEE . . . . .	3487	1	1109	4597
East Longmeadow . . . . .	161	-	54	215
Graenville . . . . .	10	-	6	16
Hampden . . . . .	33	-	10	43
Holland . . . . .	25	-	12	37
HOLYOKE . . . . .	7638	-	2286	9924
Longmeadow . . . . .	148	-	13	161
Ludlow . . . . .	318	-	104	422
Monson . . . . .	9	-	25	119
Montgomery . . . . .	3	-	3	6
Palmer . . . . .	455	-	181	636
Russell . . . . .	34	-	15	49
Southfield . . . . .	21	1	9	31
SPRINGFIELD . . . . .	11873	28	3058	14959
Tolland . . . . .	-	-	-	-
Wales . . . . .	13	-	8	21
West Springfield . . . . .	1314	-	313	1627
WESTFIELD . . . . .	1565	-	628	2193
Wilbraham . . . . .	172	-	57	229
Totals . . . . .	27752	30	8058	35840

County of Hampshire.

Amherst . . . . .	161	-	33	194
Belchertown . . . . .	155	-	39	194
Chesterfield . . . . .	11	-	1	12
Cummington . . . . .	4	-	5	9

DEMOCRATIC.

Attorney General—Continued.

County of Hampshire—Concluded.

Cities and Towns.	Paul A. Dever of Cambridge.	All Others.	Blanks.	Total Vote.
Easthampton . . . . .	398	-	163	561
Goshen . . . . .	1	-	-	1
Granby . . . . .	40	-	9	49
Hadley . . . . .	97	-	25	122
Hatfield . . . . .	203	-	102	305
Huntington . . . . .	67	-	30	97
Middlefield . . . . .	7	-	1	8
<b>NORTHAMPTON</b> . . . . .	<b>2272</b>	-	<b>735</b>	<b>3007</b>
Pelham . . . . .	6	-	-	6
Plainfield . . . . .	4	-	-	4
South Hadley . . . . .	641	-	221	862
Southampton . . . . .	39	-	11	50
Ware . . . . .	656	-	443	1099
Westhampton . . . . .	3	-	1	4
Williamsburg . . . . .	123	-	50	173
Worthington . . . . .	12	-	8	20
Totals . . . . .	4900	-	1877	6777

County of Middlesex.

Acton . . . . .	75	-	21	96
Arlington . . . . .	2389	1	470	2860
Ashby . . . . .	7	-	-	7
Ashland . . . . .	138	-	57	195
Ayer . . . . .	111	-	41	152
Bedford . . . . .	50	-	12	62
Belmont . . . . .	1437	-	276	1713
Billerica . . . . .	334	-	78	412
Boxborough . . . . .	15	-	3	18
Burlington . . . . .	338	1	191	530
<b>CAMBRIDGE</b> . . . . .	<b>17733</b>	-	<b>4927</b>	<b>22660</b>
Carlisle . . . . .	10	-	1	11
Chelmsford . . . . .	257	-	67	324
Concord . . . . .	266	-	60	326
Dracut . . . . .	159	-	54	213
Dunstable . . . . .	3	-	2	5
<b>EVERETT</b> . . . . .	<b>3721</b>	<b>1</b>	<b>1273</b>	<b>4995</b>
Frammingham . . . . .	1554	-	559	2113
Groton . . . . .	41	-	6	47
Holliston . . . . .	124	-	45	169
Hopkinton . . . . .	183	1	85	269
Hudson . . . . .	615	-	226	841
Lexington . . . . .	296	-	81	377
Lincoln . . . . .	35	-	7	42
Littleton . . . . .	22	-	5	27
<b>LOWELL</b> . . . . .	<b>14395</b>	<b>1</b>	<b>2870</b>	<b>17266</b>
<b>MALDEN</b> . . . . .	<b>3514</b>	-	<b>1258</b>	<b>4802</b>
<b>MARLBOROUGH</b> . . . . .	<b>1612</b>	-	<b>475</b>	<b>2087</b>
Maynard . . . . .	460	1	142	603
<b>MEDFORD</b> . . . . .	<b>4725</b>	<b>4</b>	<b>1393</b>	<b>6122</b>
<b>MELROSE</b> . . . . .	<b>503</b>	-	<b>102</b>	<b>605</b>
Natick . . . . .	962	-	340	1302
<b>NEWTON</b> . . . . .	<b>2483</b>	-	<b>886</b>	<b>3369</b>
North Reading . . . . .	144	-	73	217
Pepperell . . . . .	53	-	7	60
Reading . . . . .	230	-	43	273
Sherborn . . . . .	24	-	14	38
Shirley . . . . .	50	-	11	61
<b>SOMERVILLE</b> . . . . .	<b>13761</b>	<b>15</b>	<b>4137</b>	<b>17913</b>
Stoneham . . . . .	271	4	57	332
Stow . . . . .	17	-	7	24
Sudbury . . . . .	29	-	8	37
Tewksbury . . . . .	172	-	45	217
Townsend . . . . .	37	-	11	48
Tyngsborough . . . . .	23	-	7	30
Wakefield . . . . .	784	23	460	1267
<b>WALTHAM</b> . . . . .	<b>3646</b>	-	<b>996</b>	<b>4642</b>
Watertown . . . . .	3893	1	775	4669
Wayland . . . . .	112	1	38	151
Westford . . . . .	57	-	22	79
Weston . . . . .	114	-	35	149
Wilmington . . . . .	149	-	63	212
Winchester . . . . .	461	-	163	624
<b>WOBURN</b> . . . . .	<b>2309</b>	<b>142</b>	<b>502</b>	<b>2953</b>
Totals . . . . .	84933	196	23487	108616

County of Nantucket.

Cities and Towns.	Paul A. Dever of Cambridge.	All Others.	Blanks.	Total Vote.
Nantucket . . . . .	60	-	41	101

County of Norfolk.

Avon . . . . .	106	-	43	149
Bellingham . . . . .	135	-	44	179
Braintree . . . . .	432	-	84	516
Brookline . . . . .	2309	3	789	3101
Canton . . . . .	646	-	178	824
Cohasset . . . . .	74	-	25	99
Dedham . . . . .	929	-	315	1244
Dover . . . . .	44	-	9	53
Foxborough . . . . .	105	-	26	131
Franklin . . . . .	386	-	143	529
Holbrook . . . . .	110	-	52	162
Medfield . . . . .	95	-	23	118
Medway . . . . .	144	-	51	195
Millis . . . . .	142	-	67	209
Milton . . . . .	1086	-	237	323
Needham . . . . .	191	-	57	248
Norfolk . . . . .	37	-	12	49
Norwood . . . . .	1739	2	551	2292
Plainville . . . . .	21	-	1	22
<b>QUINCY</b> . . . . .	<b>3788</b>	-	<b>1013</b>	<b>4801</b>
Randolph . . . . .	580	-	118	698
Sharon . . . . .	229	-	69	298
Stoughton . . . . .	592	-	175	767
Walpole . . . . .	429	-	206	635
Wellesley . . . . .	310	-	119	429
Westwood . . . . .	82	-	31	113
Weymouth . . . . .	729	3	179	911
Wrentham . . . . .	66	-	19	85
Totals . . . . .	15536	8	4636	20180

County of Plymouth.

Abington . . . . .	339	-	112	451
Bridgewater . . . . .	188	-	53	241
<b>BROCKTON</b> . . . . .	<b>5777</b>	-	<b>1589</b>	<b>7366</b>
Carver . . . . .	6	-	1	7
Duxbury . . . . .	46	-	7	53
East Bridgewater . . . . .	136	-	43	179
Halifax . . . . .	21	-	3	24
Hanover . . . . .	34	-	1	38
Hanson . . . . .	49	-	11	60
Bingham . . . . .	237	-	64	301
Hull . . . . .	192	-	42	234
Kingston . . . . .	50	-	17	67
Lakeville . . . . .	10	-	-	10
Marion . . . . .	53	-	30	83
Marshfield . . . . .	49	-	14	63
Mattapoisett . . . . .	33	-	12	45
Middleborough . . . . .	178	-	51	229
Norwell . . . . .	25	-	2	27
Pembroke . . . . .	44	-	9	53
Plymouth . . . . .	147	-	70	217
Plympton . . . . .	13	-	6	19
Rochester . . . . .	1	-	-	1
Rockland . . . . .	404	1	100	505
Scituate . . . . .	198	-	82	280
Wareham . . . . .	139	-	40	179
West Bridgewater . . . . .	42	-	7	49
Whitman . . . . .	458	-	153	591
Totals . . . . .	8849	1	2525	11375

County of Suffolk.

<b>BOSTON</b> . . . . .	<b>140483</b>	<b>118</b>	<b>40068</b>	<b>180669</b>
<b>CHELSEA</b> . . . . .	<b>4296</b>	-	<b>2380</b>	<b>6676</b>
<b>REVERE</b> . . . . .	<b>2661</b>	-	<b>965</b>	<b>3626</b>
<b>Winthrop</b> . . . . .	<b>1310</b>	-	<b>374</b>	<b>1684</b>
Totals . . . . .	148750	118	43787	192655

DEMOCRATIC.

Attorney General — Concluded.

County of Worcester.

Cities and Towns.	Paul A. Dever of Cambridge.	All Others.	Blanks.	Total Vote.
Ashburnham . . . . .	27	—	8	35
Athol . . . . .	274	—	61	335
Auburn . . . . .	145	—	59	204
Barre . . . . .	81	—	29	110
Berlin . . . . .	15	—	4	19
Blackstone . . . . .	981	—	459	1440
Bolton . . . . .	8	—	2	10
Boylston . . . . .	12	—	5	17
Brookfield . . . . .	60	—	30	90
Charlton . . . . .	30	—	6	36
Clinton . . . . .	1757	—	458	2215
Douglas . . . . .	17	—	5	22
Dudley . . . . .	163	—	81	244
East Brookfield . . . . .	36	—	15	51
FITCHBURG . . . . .	2689	—	939	3628
GARDNER . . . . .	699	—	290	989
Grafton . . . . .	201	—	112	313
Hardwick . . . . .	152	—	92	244
Harvard . . . . .	32	—	8	40
Holden . . . . .	118	—	54	172
Hopedale . . . . .	14	—	1	15
Hubbardston . . . . .	15	—	7	22
Lancaster . . . . .	67	—	16	83
Leicester . . . . .	346	36	146	528
LEOMINSTER . . . . .	906	—	274	1180
Lunenburg . . . . .	46	—	10	56
Mendon . . . . .	16	—	3	19
Milford . . . . .	973	—	512	1485
Millbury . . . . .	325	—	133	458
Millville . . . . .	424	—	141	565
New Braintree . . . . .	13	—	3	16
North Brookfield . . . . .	80	—	37	117
Northborough . . . . .	37	—	24	61
Northbridge . . . . .	143	—	62	205
Oakham . . . . .	4	—	—	4
Oxford . . . . .	285	—	92	377
Paxton . . . . .	21	—	4	25
Petersham . . . . .	18	—	2	20
Phillipston . . . . .	26	—	12	38
Princeton . . . . .	22	—	7	29
Royalston . . . . .	33	—	4	37
Rutland . . . . .	90	—	10	100
Shrewsbury . . . . .	279	—	100	379
Southborough . . . . .	77	—	18	95
Southbridge . . . . .	1254	1	486	1741

County of Worcester — Concluded.

Cities and Towns.	Paul A. Dever of Cambridge.	All Others.	Blanks.	Total Vote.
Spencer . . . . .	125	—	116	241
Sterling . . . . .	47	—	19	66
Sturbridge . . . . .	66	—	29	95
Sutton . . . . .	108	—	48	156
Templeton . . . . .	145	—	49	194
Upton . . . . .	48	—	15	63
Uxbridge . . . . .	695	—	286	981
Warren . . . . .	71	—	29	100
Webster . . . . .	593	—	204	797
West Boylston . . . . .	37	—	13	50
West Brookfield . . . . .	40	—	9	49
Westborough . . . . .	171	—	47	218
Westminster . . . . .	48	—	17	65
Winchendon . . . . .	110	—	32	142
WORCESTER . . . . .	16908	—	5953	22861
Totals . . . . .	32223	37	11687	43947

Aggregate of Votes.

Counties.	Paul A. Dever of Cambridge.	All Others.	Blanks.	Total Vote.
BARNSTABLE . . . . .	755	—	275	1030
BERKSHIRE . . . . .	6653	—	2531	9184
BRISTOL . . . . .	27098	2	9083	36183
DUKES COUNTY . . . . .	145	—	44	189
ESSEX . . . . .	42810	3	13923	56736
FRANKLIN . . . . .	1895	—	467	2362
HAMPDEN . . . . .	27752	30	8058	35840
HAMPSHIRE . . . . .	4900	—	1877	6777
MIDDLESEX . . . . .	84933	196	23487	108616
NANTUCKET . . . . .	60	—	41	101
NORFOLK . . . . .	15536	8	4636	20180
PLYMOUTH . . . . .	8849	1	2525	11375
SUFFOLK . . . . .	148750	118	43787	192655
WORCESTER . . . . .	32223	37	11687	43947
Totals . . . . .	402359	395	122421	525175

## DEMOCRATIC.

## Representatives in the 76th Congress

District 1.				District 1 — Con.					
	Owen Johnson of Stockbridge.	All Others.	Blanks.	Total Vote.		Owen Johnson of Stockbridge.	All Others.	Blanks.	Total Vote.
Adams . . . . .	425	—	172	597	Monterey . . . . .	9	—	—	9
Alford . . . . .	7	—	—	9	Montgomery . . . . .	5	—	1	6
Ashfield . . . . .	3	—	1	4	Mount Washington . . . . .	10	—	—	10
Athol . . . . .	243	—	92	335	New Ashford . . . . .	9	—	3	12
Becket . . . . .	15	—	3	18	New Marlborough . . . . .	25	—	1	26
Belchertown . . . . .	130	—	64	194	New Salem . . . . .	13	—	6	19
Bernardston . . . . .	15	—	8	23	NORTH ADAMS . . . . .	1256	1	657	1914
Blandford . . . . .	7	—	3	10	Northfield . . . . .	39	—	10	49
Buckland . . . . .	26	—	18	44	Orange . . . . .	91	—	36	127
Charlemont . . . . .	21	—	6	27	Otis . . . . .	9	—	1	10
Cheshire . . . . .	96	—	47	143	Pelham . . . . .	6	—	—	6
Chester . . . . .	34	—	14	48	Peru . . . . .	11	—	7	18
Chesterfield . . . . .	11	—	1	12	PITTSFIELD . . . . .	3508	—	1139	4647
Clarksburg . . . . .	24	—	11	35	Plainfield . . . . .	3	—	1	4
Colrain . . . . .	37	—	7	44	Richmond . . . . .	13	—	6	19
Conway . . . . .	14	—	4	18	Rowe . . . . .	6	—	2	8
Cummington . . . . .	8	—	1	9	Royalston . . . . .	6	—	8	37
Dalton . . . . .	96	—	26	122	Russell . . . . .	38	—	11	49
Deerfield . . . . .	103	—	43	146	Sandisfield . . . . .	34	—	13	47
Egremont . . . . .	9	—	7	16	Savoy . . . . .	12	—	3	15
Erving . . . . .	38	—	17	55	Sheffield . . . . .	30	—	5	35
Florida . . . . .	9	—	2	11	Shelburne . . . . .	11	—	4	15
Gill . . . . .	13	—	2	15	Shutesbury . . . . .	11	—	—	11
Goshen . . . . .	1	—	—	1	Southampton . . . . .	35	—	15	50
Granville . . . . .	10	—	6	16	Southwick . . . . .	20	1	10	31
Great Barrington . . . . .	212	—	54	266	Stockbridge . . . . .	54	2	6	62
Greenfield . . . . .	795	—	213	1008	Sunderland . . . . .	25	—	6	31
Hancock . . . . .	5	—	—	5	Tolland . . . . .	—	—	—	—
Hawley . . . . .	4	—	2	6	Tyringham . . . . .	15	—	2	17
Heath . . . . .	9	—	5	14	Warwick . . . . .	9	—	4	13
Hinsdale . . . . .	140	—	43	183	Washington . . . . .	6	—	4	10
HOLYOKE . . . . .	7580	2	2342	9924	Wendell . . . . .	24	—	3	27
Huntington . . . . .	66	—	31	97	West Stockbridge . . . . .	84	—	—	84
Lanesborough . . . . .	31	—	8	39	WESTFIELD . . . . .	1501	—	692	2193
Lee . . . . .	313	—	101	414	Westhampton . . . . .	3	—	1	4
Lenox . . . . .	180	—	46	226	Whately . . . . .	58	—	23	81
Leverett . . . . .	13	—	6	19	Williamsburg . . . . .	115	—	58	173
Leyden . . . . .	3	—	—	3	Williamstown . . . . .	122	—	38	160
Middlefield . . . . .	8	—	—	8	Windsor . . . . .	4	—	1	5
Monroe . . . . .	3	—	2	5	Worthington . . . . .	12	—	8	20
Montague . . . . .	426	—	124	550	Totals . . . . .	18448	6	6319	24773

District 2.							
	James F. Egan of Springfield.	John J. Higgins of Springfield.	Agnes C. Reavey of Springfield.	All Others.	Blanks.	Total Vote.	
Agawam . . . . .	187	138	92	1	56	474	
Amherst . . . . .	86	58	30	—	20	194	
CHICOPEE . . . . .	1702	1547	859	—	489	4597	
Easthampton . . . . .	206	156	120	—	79	561	
East Longmeadow . . . . .	54	137	9	—	15	215	
Granby . . . . .	14	21	9	—	5	49	
Hadley . . . . .	44	35	25	1	17	122	
Hampden . . . . .	20	17	5	—	1	43	
Hatfield . . . . .	153	44	49	—	59	305	
Longmeadow . . . . .	81	49	22	—	9	161	
Ludlow . . . . .	263	91	55	—	13	422	
NORTHAMPTON . . . . .	1097	1003	555	—	352	3007	
South Hadley . . . . .	290	275	204	—	93	862	
SPRINGFIELD . . . . .	6833	5192	2176	2	756	14959	
West Springfield . . . . .	684	670	191	2	80	1627	
Wilbraham . . . . .	127	59	17	—	26	229	
Totals . . . . .	11841	9492	4418	6	2070	27827	



DEMOCRATIC.

Representatives in the 76th Congress — Continued.

District 3.				District 3 — Con.					
	Joseph E. Casey of Clinton.	All Others.	Blanks.	Total Vote.		Joseph E. Casey of Clinton.	All Others.	Blanks.	Total Vote.
Ashburnham . . . . .	28	—	7	35	North Brookfield . . . . .	91	—	26	117
Ashby . . . . .	6	—	1	7	Oakham . . . . .	4	—	—	4
Barre . . . . .	94	—	16	110	Oxford . . . . .	298	—	79	377
Berlin . . . . .	18	—	1	19	Palmer . . . . .	453	—	183	636
Bolton . . . . .	10	—	—	10	Paxton . . . . .	22	—	—	22
Boxborough . . . . .	15	—	3	18	Pepperell . . . . .	52	—	8	60
Brimfield . . . . .	19	—	4	23	Petersham . . . . .	18	—	—	18
Brookfield . . . . .	60	1	29	90	Phillipston . . . . .	34	—	4	38
Charlton . . . . .	29	—	7	36	Princeton . . . . .	28	—	1	29
Clinton . . . . .	1871	—	344	2215	Rutland . . . . .	82	—	18	100
Dudley . . . . .	168	—	76	244	Shirley . . . . .	49	—	12	61
East Brookfield . . . . .	39	—	12	51	Southbridge . . . . .	1227	3	511	1741
FITCHBURG . . . . .	2886	—	742	3628	Spencer . . . . .	132	—	109	241
Framingham . . . . .	1631	—	482	2113	Sterling . . . . .	51	1	14	66
GARDNER . . . . .	766	—	223	989	Stow . . . . .	19	—	5	24
Hardwick . . . . .	173	—	71	244	Sturbridge . . . . .	72	—	23	95
Harvard . . . . .	31	1	8	40	Sudbury . . . . .	30	—	7	37
Holland . . . . .	32	—	5	37	Templeton . . . . .	154	—	40	194
Hubbardston . . . . .	19	—	3	22	Townsend . . . . .	39	—	9	48
Hudson . . . . .	691	—	150	841	Wales . . . . .	16	—	5	21
Lancaster . . . . .	67	—	16	83	Ware . . . . .	681	—	418	1099
Leicester . . . . .	401	—	127	528	Warren . . . . .	68	1	31	100
LEOMINSTER . . . . .	965	—	215	1180	Wayland . . . . .	109	1	41	151
Lunenburg . . . . .	44	—	12	56	Webster . . . . .	397	3	197	797
MARLBOROUGH . . . . .	1549	—	538	2087	West Brookfield . . . . .	35	2	12	49
Maynard . . . . .	459	1	143	603	Westminster . . . . .	58	—	7	65
Monson . . . . .	90	—	29	119	Winchendon . . . . .	115	—	27	142
New Braintree . . . . .	15	—	1	16	Totals . . . . .	16710	14	5055	21781

District 4.				District 4 — Con.						
	Frank J. McGrail of Worcester.	All Others.	Blanks.	Total Vote.		Manuel Morse of Worcester.	Edward A. Ryan of Worcester.	All Others.	Blanks.	Total Vote.
Ashland . . . . .	42	—	—	42	Ashburnham . . . . .	14	74	—	—	88
Auburn . . . . .	56	—	—	56	Ashby . . . . .	30	104	—	14	204
Boylston . . . . .	6	—	—	6	Barre . . . . .	—	11	—	—	17
Douglas . . . . .	1	—	—	1	Berlin . . . . .	2	15	—	4	22
Grafton . . . . .	61	—	—	61	Bolton . . . . .	27	168	—	—	195
Holden . . . . .	37	—	—	37	Boxborough . . . . .	10	100	—	57	313
Hopedale . . . . .	5	—	—	5	Brimfield . . . . .	—	10	—	—	172
Hopkinton . . . . .	108	—	—	108	Brookfield . . . . .	26	96	—	—	15
Mendon . . . . .	4	—	—	4	Charlton . . . . .	—	11	—	39	269
Milford . . . . .	198	—	—	198	Clinton . . . . .	111	836	—	4	19
Millbury . . . . .	108	—	—	108	Dudley . . . . .	25	266	—	340	1485
Millville . . . . .	180	—	—	180	East Brookfield . . . . .	44	214	—	59	458
Northborough . . . . .	17	—	—	17	FITCHBURG . . . . .	4	31	—	127	565
Northbridge . . . . .	72	—	—	72	Framingham . . . . .	12	93	—	9	61
Shrewsbury . . . . .	119	—	—	119	GARDNER . . . . .	21	192	—	28	205
Southborough . . . . .	22	—	—	22	Hardwick . . . . .	5	49	—	47	379
Sutton . . . . .	30	—	—	30	Harvard . . . . .	15	82	—	19	95
Upton . . . . .	12	—	—	12	Holland . . . . .	2	38	—	29	156
Uxbridge . . . . .	342	—	—	342	Hopkinton . . . . .	60	458	—	11	63
Westborough . . . . .	39	—	—	39	Hopedale . . . . .	17	125	—	121	981
West Boylston . . . . .	19	—	—	19	Hopkinton . . . . .	3	19	—	37	218
WORCESTER . . . . .	8291	—	—	8291	Hubbardston . . . . .	3	19	—	9	50
Totals . . . . .	9769	—	—	9769	Maynard . . . . .	1693	10510	—	2367	22861
					Totals . . . . .	2121	13502	—	3411	28803

DEMOCRATIC.

Representatives in the 76th Congress—Continued.

District 5.					District 6.				
	Francis J. Roane of Lowell.	All Others	Blanks.	Total Vote.		James D. Burns of Salem.	All Others	Blanks.	Total Vote.
Acton . . . . .	67	1	28	96	Amesbury . . . . .	260	156	416	
Arlington . . . . .	1981		879	2860	BEVERLY . . . . .	490	1	303	794
Ayer . . . . .	93		59	152	Boxford . . . . .	8	5	13	
Bedford . . . . .	44		18	62	Danvers . . . . .	211	136	347	
Belmont . . . . .	1146		567	1713	Essex . . . . .	21	20	41	
Billerica . . . . .	289		123	412	Georgetown . . . . .	25	13	38	
Burlington . . . . .	274		256	530	GLOUCESTER . . . . .	402	276	678	
CAMBRIDGE:					Groveland . . . . .	65	27	92	
Ward 11 . . . . .	2019	1287	3306		Hamilton . . . . .	35	15	50	
Carlisle . . . . .	9	2	11		Haverhill . . . . .	2046	1105	3151	
Chelmsford . . . . .	229	95	324		Ipswich . . . . .	153	92	245	
Concord . . . . .	222	104	326		Manchester . . . . .	58	37	95	
Dracut . . . . .	138	75	213		Marblehead . . . . .	206	139	345	
Dunstable . . . . .	4	1	5		Merrimac . . . . .	46	11	57	
Groton . . . . .	34	13	47		Methuen . . . . .	1148	524	1672	
Lexington . . . . .	241	136	377		Middleton . . . . .	32	6	38	
Littleton . . . . .	19	8	27		Newbury . . . . .	25	10	33	
LOWELL . . . . .	12766	4500	17266		NEWBURYPORT . . . . .	361	345	706	
MELROSE . . . . .	404	201	605		North Andover . . . . .	432	211	643	
Reading . . . . .	198	75	273		Rockport . . . . .	48	24	72	
Stoneham . . . . .	224	108	332		Rowley . . . . .	25	5	30	
Tewksbury . . . . .	142	75	217		SALEM:				
Tyngsborough . . . . .	19	11	30		Wards 1, 2, 3, 5, 6 . . . . .	2250	1068	3318	
Westford . . . . .	46	33	79		Salisbury . . . . .	23	16	39	
Wilmingon . . . . .	131	81	212		Swampscott . . . . .	363	177	540	
Winchester . . . . .	353	271	624		Topsfield . . . . .	7	5	12	
WOBURN . . . . .	1988	963	2953		Wenham . . . . .	12	4	16	
Totals . . . . .	23080	8	9969	33052	West Newbury . . . . .	24	8	32	
					Totals . . . . .	8774	1	4738	13513

District 7.					District 8.							
	Lawrence J. Conner of Lynn.	Henry Murphy of Lawrence.	All Others.	Blanks.	Total Vote.	Arthur D. Healey of Somerville.	Hector Palladino of Boston.	Robert A. Shea of Somerville.	Nelson F. Wright of Somerville.	All Others.	Blanks.	Total Vote.
Andover . . . . .	731	171		162	1064							
LAWRENCE . . . . .	14980	4591		1622	21193							
LYNN . . . . .	12219	1758		818	14795							
Lynnfield . . . . .	95	12		8	115							
Nahant . . . . .	104	16		12	134							
North Reading . . . . .	171	16		30	217							
PEABODY . . . . .	3111	696		479	4286							
REVERE . . . . .	2892	341		393	3626							
SALEM:												
Ward 4 . . . . .	627	98		69	794							
Saugus . . . . .	712	74		54	840							
Wakefield . . . . .	939	120	14	194	1267							
Winthrop . . . . .	1323	160		201	1684							
Totals . . . . .	37904	8053	16	4042	50015							

District 8.							
	Arthur D. Healey of Somerville.	Hector Palladino of Boston.	Robert A. Shea of Somerville.	Nelson F. Wright of Somerville.	All Others.	Blanks.	Total Vote.
CAMBRIDGE:							
Wards 2, 3 . . . . .	2836	119	611	195	1	533	4294
EVERETT . . . . .	3497	426	484	197	1	390	4995
MALDEN . . . . .	3565	158	443	230		406	4802
MEDFORD . . . . .	4217	319	679	262	4	641	6122
SOMERVILLE . . . . .	12015	537	3079	1193	13	1076	17913
Totals . . . . .	26130	1559	5296	2077	18	3046	38126

DEMOCRATIC.

Representatives in the 76th Congress — Continued.

District 9.	Dennis M. Cronin of Newton.	Thomas H. Elliot of Cambridge.	Carroll D. Lebane of Cambridge	John J. Moran of Cambridge.	Frederick L. Twomey of Cam- bridge.	All Others.	Blanks.	Total Vote.
BOSTON:								
Ward 22 . . . . .	3368	3709	161	299	295	—	1042	8874
Brookline . . . . .	1125	1063	60	207	104	—	540	3101
CAMBRIDGE:								
Wards 4, 5, 6, 7, 8, 9, 10 . . . . .	1887	4827	525	1670	1497	—	1342	11748
Lincoln . . . . .	32	4	—	2	—	—	4	42
NEWTON . . . . .	2471	552	38	43	31	1	233	3369
WALTHAM . . . . .	2186	1653	60	173	84	—	486	4642
Watertown . . . . .	2039	1624	90	259	209	—	448	4669
Wellesley . . . . .	267	96	1	10	9	—	46	429
Weston . . . . .	70	22	—	14	10	—	33	149
Totals . . . . .	13445	13550	935	2677	2239	2	4174	37023

District 10.	John F. Coyne of Boston.	Francis J. Finneran, Jr., of Boston.	Martin J. Kelly of Boston.	Marc J. Robinson of Boston.	James H. Sheldon of Boston.	All Others.	Blanks.	Total Vote.
BOSTON:								
Wards 4, 5, 9, 10, 11, 12, 19, 20, 21 . . . . .	7472	10959	14118	3039	6441	29	12336	54394

District 11.	Thomas A. Flaherty of Boston.	John F. Cotter of Boston.	John Ralph Gran- ara of Boston.	Joseph J. Marolda of Cambridge.	All Others.	Blanks.	Total Vote.
BOSTON:							
Wards 1, 2, 3, Ward 8, Precincts 1, 2, 3, 4, 5, 6, 7, 8, 9 . . . . .	18417	12307	5565	1031	—	3844	41164
CAMBRIDGE:							
Ward 1 . . . . .	1407	1041	111	420	—	386	3365
CHELSEA . . . . .	3332	2358	186	105	—	695	6676
Totals . . . . .	23156	15706	5862	1556	—	4925	51205

District 12.	John W. McCormack of Boston.	All Others.	Blanks.	Total Vote.	District 13.	Andrew T. Clancy of Brockton.	All Others.	Blanks.	Total Vote.
BOSTON:					Avon . . . . .	91	—	58	149
Wards 6, 7, Ward 8, Precincts 10, 11, 12, 13, 14, Wards 13, 14, 15, 16, 17, 18 . . . . .	61641	741	13856	76238	Braintree . . . . .	392	—	124	516
					BROCKTON . . . . .	5362	—	2004	7366
					Canton . . . . .	555	—	269	824
					Dedham . . . . .	779	—	465	1244
					Dover . . . . .	36	—	17	53
					Holbrook . . . . .	101	—	61	162
					Milton . . . . .	893	—	430	1323
					Natick . . . . .	759	—	543	1302
					Needham . . . . .	157	—	91	248
					Norwood . . . . .	1501	—	791	2292
					QUINCY . . . . .	3177	—	1624	4801
					Randolph . . . . .	490	—	208	698
					Stoughton . . . . .	517	—	250	767
					Westwood . . . . .	50	—	63	113
					Weymouth . . . . .	621	—	290	911
					Totals . . . . .	15481	—	7288	22769

DEMOCRATIC.

Representatives in the 76th Congress — Continued.

District 14.	Lawrence J. Brennan of Medway.	All Others.	Blanks.	Total Vote.	District 14 — Con.	Lawrence J. Brennan of Medway.	All Others.	Blanks.	Total Vote.
ATTLEBORO . . . . .	473	—	172	645	North Attleborough . . . . .	184	—	108	292
Bellingham . . . . .	148	—	31	179	Norton . . . . .	57	—	10	67
Berkley . . . . .	65	—	15	80	Plainville . . . . .	20	—	2	22
Blackstone . . . . .	912	—	528	1440	Raynham . . . . .	65	—	43	108
Dighton . . . . .	27	—	10	37	Rehoboth . . . . .	27	—	10	37
Easton . . . . .	222	—	83	305	Seekonk . . . . .	60	1	29	90
FALL RIVER . . . . .	13016	—	4518	17534	Sharon . . . . .	206	—	92	298
Foxborough . . . . .	94	1	36	131	Sherborn . . . . .	27	—	11	38
Franklin . . . . .	390	—	139	529	Somerset . . . . .	302	—	123	425
Freetown . . . . .	28	—	25	53	Swansea . . . . .	116	—	40	156
Holliston . . . . .	126	—	43	169	TAUNTON . . . . .	2291	2	1451	3744
Mansfield . . . . .	127	—	67	194	Walpole . . . . .	370	—	265	635
Medfield . . . . .	77	—	41	118	Westport . . . . .	88	—	39	127
Medway . . . . .	173	—	22	195	Wrentham . . . . .	62	—	23	85
Millis . . . . .	145	—	64	209	Totals . . . . .	19938	4	8049	27991
Norfolk . . . . .	40	—	9	49					

District 15.	John D. W. Rodfish of Barnstable.	Henry L. Murphy of Barnstable.	All Others.	Blanks.	Total Vote.
Abington . . . . .	141	174	—	136	451
Acushnet . . . . .	224	128	—	79	431
Barnstable . . . . .	25	151	—	9	185
Bourne . . . . .	15	13	—	5	33
Brewster . . . . .	5	8	—	1	14
Bridgewater . . . . .	90	113	—	38	241
Carver . . . . .	6	—	—	4	10
Chatham . . . . .	29	34	—	15	78
Chilmark . . . . .	2	1	—	1	4
Cohasset . . . . .	46	24	—	29	99
Dartmouth . . . . .	243	100	—	109	452
Dennis . . . . .	19	28	—	5	52
Duxbury . . . . .	33	14	—	6	53
East Bridgewater . . . . .	43	88	—	48	179
Eastham . . . . .	1	1	—	2	4
Edgartown . . . . .	20	9	—	14	43
Fairhaven . . . . .	330	179	—	146	655
Falmouth . . . . .	84	64	—	41	189
Gay Head . . . . .	13	—	—	13	26
Gosnold . . . . .	3	—	—	1	4
Halifax . . . . .	16	6	—	2	24
Hanover . . . . .	16	13	—	9	38
Hanson . . . . .	32	19	—	9	60
Harwich . . . . .	19	15	—	6	40
Hingham . . . . .	89	146	—	66	301
Hull . . . . .	93	78	—	63	234
Kingston . . . . .	27	23	—	17	67
Lakeville . . . . .	7	3	—	—	10
Marion . . . . .	46	13	—	24	83
Marshfield . . . . .	26	22	—	15	63
Mashpee . . . . .	21	61	—	14	96
Mattapoisett . . . . .	24	13	—	8	45
Middleborough . . . . .	119	78	—	32	229
Nantucket . . . . .	43	16	—	42	101
NEW BEDFORD . . . . .	5597	3127	—	2027	10751
Norwell . . . . .	15	5	—	7	27
Oak Bluffs . . . . .	24	13	—	12	49
Orleans . . . . .	8	3	—	—	11
Pembroke . . . . .	25	18	—	10	53
Plymouth . . . . .	92	65	—	60	217
Plympton . . . . .	10	3	—	6	19
Provincetown . . . . .	79	50	—	24	153
Rochester . . . . .	1	—	—	—	1
Rockland . . . . .	177	222	—	106	505
Sandwich . . . . .	16	47	—	8	71
Scituate . . . . .	104	106	—	70	280
Tisbury . . . . .	36	11	—	10	57
Truro . . . . .	9	2	—	5	16
Wareham . . . . .	85	69	—	25	179

DEMOCRATIC.

Representatives in the 76th Congress — Concluded.

District 15—Con.	John D. W. Bodfish of Barnstable.	Henry L. Murphy of Barnstable.	All Others.	Blanks.	Total Vote.
Wellfleet . . . . .	24	7	—	7	38
West Bridgewater . . . . .	22	17	—	10	49
West Tisbury . . . . .	5	—	—	1	6
Whitman . . . . .	186	252	—	153	591
Yarmouth . . . . .	19	26	—	5	50
Totals . . . . .	8484	5678	—	3555	17717

Councillors.

District 1.	J. Dolan Huthaway of Fall River.	Philip J. Russell, Sr., of Fall River.	All Others.	Blanks.	Total Vote
Acushnet . . . . .	117	196	—	118	431
ATTLEBORO . . . . .	172	331	—	142	645
Barnstable . . . . .	37	72	—	76	185
Berkley . . . . .	19	38	—	23	80
Bourne . . . . .	4	16	—	13	33
Brewster . . . . .	9	4	—	1	14
Bridgewater . . . . .	71	114	—	56	241
BROCKTON . . . . .	1464	3789	—	2113	7366
Carver . . . . .	4	2	—	4	10
Chatham . . . . .	19	28	—	31	78
Chilmark . . . . .	1	1	—	2	4
Dartmouth . . . . .	100	203	—	149	452
Dennis . . . . .	16	21	—	15	52
Dighton . . . . .	11	17	1	8	37
Duxbury . . . . .	15	27	—	11	53
East Bridgewater . . . . .	32	87	—	60	179
Eastham . . . . .	1	1	—	2	4
Easton . . . . .	93	109	—	103	305
Edgartown . . . . .	15	6	—	22	43
Fairhaven . . . . .	184	293	—	178	655
FALL RIVER . . . . .	5278	9671	—	2585	17534
Falmouth . . . . .	38	89	—	62	189
Freetown . . . . .	9	22	—	22	53
Gay Head . . . . .	4	5	—	17	26
Gosnold . . . . .	1	2	—	1	4
Halifax . . . . .	10	8	—	6	24
Hanson . . . . .	14	37	—	9	60
Harwich . . . . .	8	19	—	13	40
Kingston . . . . .	19	26	—	22	67
Lakeville . . . . .	7	3	—	—	10
Mansfield . . . . .	57	74	—	63	194
Marion . . . . .	27	28	—	28	83
Mashpee . . . . .	15	48	—	33	96
Mattapoissett . . . . .	10	21	—	14	45
Middleborough . . . . .	57	124	—	48	229
Nantucket . . . . .	24	27	—	50	101
New BEDFORD . . . . .	3066	5191	—	2494	10751
North Attleborough . . . . .	72	131	—	89	292
Norton . . . . .	18	36	—	13	67
Oak Bluffs . . . . .	15	14	—	20	49
Orleans . . . . .	4	3	—	4	11
Pembroke . . . . .	19	22	—	12	53
Plymouth . . . . .	42	63	—	107	217
Plympton . . . . .	1	8	—	10	19
Provincetown . . . . .	28	59	—	66	153
Raynham . . . . .	25	38	—	45	108
Rehoboth . . . . .	4	25	—	8	37
Rochester . . . . .	1	—	—	—	1
Sandwich . . . . .	13	30	1	27	71
Seekonk . . . . .	21	49	—	20	90
Somerset . . . . .	106	240	—	79	425
Swansea . . . . .	50	86	—	20	156
TAUNTON . . . . .	707	1791	—	1246	3744
Tisbury . . . . .	23	16	—	18	57
Truro . . . . .	5	1	—	10	16
Wareham . . . . .	44	93	—	37	179
Wellfleet . . . . .	7	13	—	18	38

DEMOCRATIC.  
Councillors — Continued.

District 1 — Con.												
West Bridgewater . . . . .					6		29				14	49
West Tisbury . . . . .					1		2				3	6
Westport . . . . .					39		55				33	127
Whitman . . . . .					113		286				192	591
Yarmouth . . . . .					11		23				16	50
Totals . . . . .					12403		23873				10701	46979

District 2.		John Joseph Cheever of Boston.	James A. Cresswell of Boston.	Francis M. Kelly of Boston.	Timothy Lyons, Jr., of Randolph.	Thomas C. McGrath of Boston.	Clement A. Riley of Norwood.	John J. Sawtelle of Boston.	Louis Shindler of Boston.	All Others.	Blanks.	Total Vote.
Abington . . . . .		32	15	111	85	33	10	14			148	451
Ashland . . . . .		11	9	54	10	13	16	19			58	195
Avon . . . . .		5	6	19	71	3	4	11			30	149
BOSTON:												
Wards 12, 14, 17, 18, 19, 20 . . . . .		3870	1795	8390	1616	4240	1148	10959	4876	3	8751	45648
Braintree . . . . .		48	28	130	79	48	20	45	6		112	516
Canton . . . . .		43	41	152	98	35	215	84	11		145	824
Cohasset . . . . .		11	10	23	4	14	3	5	1		28	99
Dedham . . . . .		68	42	149	42	36	227	428	13		239	1244
Dover . . . . .		5	3	13	4	4	11	2			11	53
Foxborough . . . . .		12	6	32	6	9	18	6	1	1	40	131
Hanover . . . . .		7	4	7	4	5		1			10	38
Hingham . . . . .		18	130	33	19	15	12	13	1		60	301
Holbrook . . . . .		5	4	17	95	6	2	1			32	162
Holliston . . . . .		11	6	47	9	8	19	16	2		51	169
Hopkinton . . . . .		11	10	70	11	24	34	31	1		77	269
Hull . . . . .		29	39	30	16	11	4	45	10		50	234
Marshfield . . . . .		10	5	10	3	5	1	8			19	63
Medfield . . . . .		10	12	29	4	6	15	8			34	118
Medway . . . . .		19	6	51	9	9	17	21	1		62	195
Millis . . . . .		13	4	46	9	7	15	61	4		50	209
Milton . . . . .		108	56	210	146	120	55	342	13		273	1323
Natick . . . . .		101	80	326	55	134	105	87	13		401	1302
Needham . . . . .		23	13	58	9	17	33	29	5		61	248
Norfolk . . . . .		3	1	14	1	1	17	4			9	49
Norwell . . . . .		5	2	4	5	2	2				7	27
Norwood . . . . .		99	41	275	77	46	1301	126	13		314	2292
QUINCY . . . . .		452	238	1107	434	698	157	569	95		1051	4801
Randolph . . . . .		28	10	72	405	25	24	56	4		74	698
Rockland . . . . .		43	52	95	77	43	16	58	1		120	505
Scituate . . . . .		14	5	60	25	50	7	21	7		91	280
Sharon . . . . .		27	12	60	24	17	70	15	5		68	298
Sherborn . . . . .		1		9	2	3	1	3			19	38
Stoughton . . . . .		46	15	162	167	50	76	94	11		146	767
Walpole . . . . .		28	13	123	46	20	230	11	4		160	635
Wellesley . . . . .		50	24	122	26	19	33	24	4		127	429
Westwood . . . . .		12	6	11	3	4	35	9	1		32	113
Weymouth . . . . .		75	64	187	174	76	42	73	28		1	191
Totals . . . . .		5353	2806	12308	3870	5856	3995	13299	5141	5	13151	65784

District 3.		James P. Akins of Newton.	Joseph L. Breen of Boston.	Charles D. Brown of Boston.	Francis J. Roche of Cambridge.	John J. Tobin of Cambridge.	All Others.	Blanks.	Total Vote.
Acton . . . . .			6	1	24	37			96
Belmont . . . . .		119	165	28	555	517		329	1713
BOSTON:									
Wards 4, 5, 21, 22 . . . . .		1339	4240	2335	3144	3714		4204	18976
Boxborough . . . . .		1	1	1	5	5		5	18
Brookline . . . . .		293	264	224	572	809		938	3101
CAMBRIDGE . . . . .		586	1267	451	11800	5393		3163	22660
Concord . . . . .		19	30	11	80	91		95	326

DEMOCRATIC.  
Councillors — Continued.

District 3 — Con.	James P. Akins of Newton.	Joseph L. Breen of Boston.	Charles D. Brown of Boston.	Francis J. Roche of Cambridge.	John J. Tobin of Cambridge.	All Others.	Blanks.	Total Vote.
Framingham . . . . .	150	152	82	449	797	—	483	2113
Hudson . . . . .	49	77	20	253	211	—	231	841
Lincoln . . . . .	4	3	1	8	15	—	11	42
Marlborough . . . . .	107	153	59	688	485	—	595	2087
Maynard . . . . .	54	50	22	154	161	—	162	603
NEWTON . . . . .	1601	128	89	376	456	—	719	3369
Stow . . . . .	1	3	—	2	9	—	9	24
Sudbury . . . . .	4	4	1	8	13	—	7	37
WALTHAM . . . . .	658	265	163	1113	1403	—	1040	4642
Watertown . . . . .	702	362	174	1413	1254	—	764	4669
Wayland . . . . .	24	16	7	26	47	—	31	151
Weston . . . . .	14	11	3	26	39	—	56	149
Totals . . . . .	5733	7197	3672	20696	15456	1	12862	65617

District 4.	Daniel H. Coakley of Boston.	Albert Ampolo of Chelsea.	Robert E. Bigney of Boston.	Michael S. Cagziano of Boston.	Edward P. Clark of Boston.	Thomas F. Daley of Boston.	Daniel Glynn of Boston.	Total Vote.
BOSTON: Wards 1, 2, 3, 6, 7, 8, 9, 10, 11, 13, 15, 16	34015	1395	14758	7177	2201	6986	3311	3311
CHELSEA . . . . .	2515	759	346	207	192	212	86	86
REVERE . . . . .	1061	229	244	449	117	153	63	63
Saugus . . . . .	303	37	48	49	41	48	16	16
Winthrop . . . . .	432	19	197	169	56	154	34	34
Totals . . . . .	38326	2439	15593	8051	2607	7553	3510	3510

District 4 — Con.	Cornelius J. Kirby of Boston.	George A. Murray of Boston.	Joseph A. Nobile of Boston.	All Others.	Blanks.	Total Vote.
BOSTON: Wards 1, 2, 3, 6, 7, 8, 9, 10, 11, 13, 15, 16	1824	23774	4756	2	15846	116045
CHELSEA . . . . .	103	912	138	—	1206	6676
REVERE . . . . .	49	536	185	—	540	3626
Saugus . . . . .	16	126	16	—	140	840
Winthrop . . . . .	52	262	29	—	280	1684
Totals . . . . .	2044	25610	5124	2	18012	128871

District 5.	John T. Coan of Swampscott.	William G. Hennessey of Lynn.	Augustine P. McMorrow of Methuen.	John J. Norton of Salem.	All Others.	Blanks.	Total Vote.
Amesbury . . . . .	74	147	15	52	—	128	416
Andover . . . . .	277	193	179	76	—	339	1064
BEVERLY . . . . .	98	291	21	130	—	254	794
Boxford . . . . .	2	3	1	1	—	6	13
Danvers . . . . .	56	114	12	65	—	100	347
Essex . . . . .	7	5	2	8	—	19	41
Georgetown . . . . .	7	10	3	5	—	13	38
GLOUCESTER . . . . .	75	249	15	72	—	267	678
Groveland . . . . .	16	34	10	6	—	26	92
Hamilton . . . . .	7	22	1	9	—	11	50
Haverhill . . . . .	780	944	347	231	—	849	3151
Ipswich . . . . .	55	80	9	42	—	59	245
LAWRENCE . . . . .	7641	2907	5323	1866	—	3456	21193

DEMOCRATIC.  
Councillors — Continued.

District 5 — Con.		John T. Coan Swampscott.	William G. Hennessey of Lynn.	Augustine P. Morrow of Methuen.	John J. Norton of Salem.	All Others.	Blanks.	Total Vote.
LYNN		4452	8087	212	448		1596	14795
Lynnfield		42	46	7	7		18	115
Manchester		16	34	3	9		33	95
Marblehead		141	99	5	24		76	345
Merrimac		14	20	6	10		7	57
Methuen		444	186	603	136		303	1672
Middleton		6	16	1	12		3	38
Nahant		27	69	4	7		27	134
Newbury		8	11	1	4		9	33
NEWBURYPORT		94	217	34	67		294	706
North Andover		302	74	146	29		92	643
PEABODY		1490	1175	90	505		1025	4286
Rockport		15	23	4	6		24	72
Rowley		7	13	—	4		6	30
SALEM		872	1020	90	1206		926	4114
Salisbury		8	8	4	7		12	39
Swampscott		346	121	11	7		55	540
Topsfield		4	4	—	—		4	12
Wenham		3	8	—	1		4	16
West Newbury		4	11	3	5		9	32
Totals		17390	16242	7157	5057		10050	55896

District 6.		Thomas J. Brady of Lowell.	Edward Brennan of Somerville.	James J. Brennan of Somerville.	Michael Catino of Medford.	Edward J. Coughlin of Somerville.	James M. Curley of Lowell.	Walter A. Hodgdon of Newton.	John M. Hurley of Arlington.	William P. McGarry of Lowell.
Arlington		81	105	266	99	59	99	28	1042	8
Ashby		1	—	—	—	—	—	1	1	—
Ayer		22	12	16	—	4	13	2	6	4
Bedford		6	5	5	—	4	5	1	3	2
Billerica		40	7	31	2	9	37	12	9	19
Burlington		30	18	22	6	6	39	7	71	4
Carlisle		—	2	1	—	1	1	2	—	—
Chelmsford		41	8	26	2	4	34	1	10	36
Dracut		37	9	12	—	4	26	1	10	17
Dunstable		1	—	1	—	—	—	—	—	2
EVERETT		207	306	688	671	172	347	99	141	44
Groton		9	4	2	—	1	2	2	1	1
Lexington		28	13	45	8	8	17	2	56	1
Littleton		3	2	7	—	—	2	—	—	1
LOWELL		3009	270	495	98	291	1613	155	287	2644
MALDEN		206	316	451	354	108	283	72	141	35
MEDFORD		182	335	637	1670	191	153	64	155	78
MELROSE		50	32	94	16	11	30	9	27	3
North Reading		12	8	17	3	9	14	24	7	1
Pepperell		21	—	6	—	2	5	1	1	1
Reading		30	16	38	6	7	12	1	8	6
Shirley		11	5	6	—	2	3	1	5	2
SOMERVILLE		853	1043	1889	977	1747	347	293	158	151
Stoneham		12	12	41	9	9	12	4	13	3
Tewksbury		28	6	10	2	1	32	1	3	16
Townsend		7	1	3	—	—	3	5	3	—
Tyngsborough		4	—	1	1	—	7	—	—	3
Wakefield		75	38	114	157	17	59	12	25	9
Westford		12	3	6	1	—	12	2	1	4
Wilmington		9	4	17	4	1	7	2	2	1
Winchester		27	21	58	16	9	32	8	37	7
WOBURN		115	91	159	113	46	95	12	54	54
Totals		5169	2692	5164	4215	2725	3341	830	2279	3157



DEMOCRATIC.  
Councillors — Continued.

District 6 — Con.	Thomas F. McGrath of Somerville.	William McMahon of Lowell.	Edward H. O'Con- nor of Lowell.	Edward A. Rose of Somerville.	John F. Sullivan of Somerville.	Raymond A. Wil- lett, Jr., of Wo- burn.	All Others.	Blanks.	Total Vote.
Arlington . . . . .	137	15	32	347	103	29		410	2860
Ashby . . . . .	1	1	1	1	1	1		1	7
Ayer . . . . .	12	12	4	9	9	12		40	152
Bedford . . . . .	1	1	1	8	1	1		10	62
Billerica . . . . .	35	16	20	84	16	20		55	412
Burlington . . . . .	54	4	3	50	10	67		139	530
Carlisle . . . . .	—	—	—	1	—	1		2	11
Chelmsford . . . . .	14	21	26	34	10	3		54	324
Dracut . . . . .	4	8	7	32	8	4		34	213
Dunstable . . . . .	—	—	1	—	—	—		—	5
EVERETT . . . . .	426	35	85	457	305	68		944	4995
Groton . . . . .	4	1	4	3	2	—		9	377
Lexington . . . . .	18	3	4	37	19	17		95	377
Littleton . . . . .	1	—	—	1	1	—		6	27
LOWELL . . . . .	415	1573	1978	1514	295	437		2192	17266
MALDEN . . . . .	330	29	179	954	254	73		1017	4802
MEDFORD . . . . .	449	30	91	865	194	82		946	6122
MELROSE . . . . .	39	2	14	58	26	35		159	605
North Reading . . . . .	20	4	6	17	1	11		63	217
Pepperell . . . . .	3	—	2	5	1	1		11	60
Reading . . . . .	21	1	3	29	10	28		57	273
Shirley . . . . .	3	—	—	9	3	—		11	61
SOMERVILLE . . . . .	4466	49	89	2630	918	124		2179	17913
Stoneham . . . . .	14	4	3	21	14	96		65	332
Tewksbury . . . . .	11	17	15	28	7	3		37	217
Townsend . . . . .	3	—	—	5	1	4		13	48
Tyngsborough . . . . .	2	—	1	1	1	1		6	30
Wakefield . . . . .	40	6	27	123	69	52	36	408	1267
Westford . . . . .	10	1	5	3	2	2		15	79
Wilmington . . . . .	90	1	2	19	9	16		28	212
Winchester . . . . .	44	7	6	44	33	115		160	624
WOBURN . . . . .	91	42	82	328	115	1226	11	319	2953
Totals . . . . .	6754	1872	2689	7719	2437	2528	47	9485	63103

District 7.	Charles J. O'Con- nor of Worcester.	Edmund Burke of Worcester.	James J. Marshall of Worcester.	William F. McNa- mara of Clinton.	Charles T. O'Con- nor of Worcester.	All Others.	Blanks.	Total Vote.
Ashburnham . . . . .	14	1	2	5	3		10	35
Athol . . . . .	99	22	10	122	25		57	335
Auburn . . . . .	32	13	102	19	19		19	204
Barre . . . . .	23	10	12	34	6		25	110
Bellingham . . . . .	82	9	12	16	15		45	179
Berlin . . . . .	12	4	1	10	—		2	19
Blackstone . . . . .	537	129	212	55	106		401	1440
Bolton . . . . .	12	1	1	6	—		—	10
Boylston . . . . .	5	4	—	7	—		1	17
Brimfield . . . . .	6	2	4	2	3		6	23
Brookfield . . . . .	10	3	48	10	4		15	90
Charlton . . . . .	14	4	5	7	2		4	36
Clinton . . . . .	172	164	153	1508	57		161	2215
Douglas . . . . .	11	2	1	2	—		6	22
Dudley . . . . .	59	48	34	47	14		42	244
East Brookfield . . . . .	13	1	5	15	7		10	51
FITCHBURG . . . . .	944	211	639	742	253		839	3628
Franklin . . . . .	195	45	26	64	53		146	529
Gardner . . . . .	238	122	137	102	72		318	989
Grafton . . . . .	84	18	42	105	12		52	313
Hampden . . . . .	13	6	6	1	8		9	43
Hardwick . . . . .	69	31	23	49	23		49	244
Harvard . . . . .	10	—	3	19	—		8	40
Holden . . . . .	39	37	24	36	13		23	172
Holland . . . . .	10	4	2	3	3		15	37
Hopedale . . . . .	5	2	1	6	—		1	15
Hubbardston . . . . .	7	3	2	—	1		9	22
Lancaster . . . . .	11	12	6	44	2		8	83
Leicester . . . . .	156	81	117	43	37		94	528
LEOMINSTER . . . . .	284	97	170	287	90		252	1180
Ludlow . . . . .	153	34	61	49	64		61	422
Lunenburg . . . . .	16	6	9	8	—		17	56
Mendon . . . . .	8	3	—	3	3		2	19

DEMOCRATIC.  
Councillors — Continued.

District 7 — Con.	Charles J. O'Connor of Worcester.	Edmund Burke of Worcester.	James J. Marshall of Worcester.	William F. McNameara of Clinton.	Charles T. O'Connor of Worcester.	All Others.	Blanks.	Total Vote.
Milford . . . . .	302	134	192	368	92		397	1485
Millbury . . . . .	134	38	136	54	41		55	458
Millville . . . . .	118	24	193	99	38		93	565
Monson . . . . .	52	9	7	13	9		29	119
New Braintree . . . . .	6	1	1	3	2		3	16
North Brookfield . . . . .	26	6	40	19	9		17	117
Northborough . . . . .	7	3	8	29	5		9	61
Northbridge . . . . .	57	17	45	39	15		32	205
Oakham . . . . .	4	—	—	—	—		—	4
Oxford . . . . .	63	13	195	25	20		61	377
Palmer . . . . .	200	51	45	79	109		152	636
Paxton . . . . .	3	6	2	10	2		2	25
Petersham . . . . .	7	4	1	4	2		2	20
Phillipston . . . . .	8	1	1	9	2		17	38
Plainville . . . . .	10	3	1	5	1		2	22
Princeton . . . . .	1	1	3	16	2		6	29
Royalston . . . . .	13	9	1	5	1		3	37
Rutland . . . . .	26	2	30	28	5		9	100
Shrewsbury . . . . .	75	39	143	52	19		51	379
Southborough . . . . .	36	6	11	23	6		13	95
Southbridge . . . . .	391	263	364	118	140	1	464	1741
Spencer . . . . .	60	28	33	37	23		60	241
Sterling . . . . .	5	9	3	33	3		13	66
Sturbridge . . . . .	31	7	6	10	12		29	95
Sutton . . . . .	49	11	30	14	16		36	156
Templeton . . . . .	52	13	17	33	23		56	194
Upton . . . . .	22	5	5	16	6		9	63
Uxbridge . . . . .	210	56	423	124	46		122	981
Wales . . . . .	3	1	3	3	3		8	21
Warren . . . . .	22	7	26	18	5		22	100
Webster . . . . .	188	131	189	131	47		111	797
West Boylston . . . . .	11	6	6	9	1		17	50
West Brookfield . . . . .	9	3	9	7	4		17	49
Westborough . . . . .	62	22	40	47	15		32	218
Westminster . . . . .	22	6	9	11	2		15	65
Wilbraham . . . . .	85	21	19	29	31		44	229
Winchendon . . . . .	46	7	22	24	9		34	142
WORCESTER . . . . .	4229	2995	9477	2949	1139		2072	22861
Wrentham . . . . .	37	4	7	9	9		19	85
Totals . . . . .	10005	5091	13613	7928	2809	1	6845	46292

## District 8.

	William H. Burns of Springfield.	Frank Hurley of Holyoke.	Daniel M. Walsh, Jr., of Springfield.	All Others.	Blanks.	Total Vote.
Adams . . . . .	81	192	165		159	597
Agawam . . . . .	98	97	167		112	474
Alford . . . . .	2	2	2		3	9
Amherst . . . . .	27	79	56		32	194
Ashfield . . . . .	—	1	2		1	4
Becket . . . . .	4	4	7		3	18
Belchertown . . . . .	37	63	50		44	194
Bernardston . . . . .	4	5	5		9	23
Blandford . . . . .	4	—	3		3	10
Buckland . . . . .	5	10	11		18	44
Charlemont . . . . .	4	4	11		8	27
Cheshire . . . . .	24	46	28		45	143
Chester . . . . .	6	12	15		15	48
Chesterfield . . . . .	2	4	3		3	12
CHICOPEE . . . . .	801	1651	1331		814	4597
Clarksburg . . . . .	7	15	7		6	35
Colrain . . . . .	10	17	8		9	44
Conway . . . . .	7	3	6		2	18
Cummington . . . . .	4	1	—		4	9
Dalton . . . . .	20	38	33		31	122
Deerfield . . . . .	17	47	40		42	146
East Longmeadow . . . . .	46	54	72		43	215
Easthampton . . . . .	72	234	131		124	561
Egremont . . . . .	5	6	1		4	16
Erving . . . . .	12	16	9		18	55

DEMOCRATIC.  
Councillors — Concluded.

District 8 — Con.	William H. Burns of Springfield.	Frank Hurley of Holyoke.	Daniel M. Walsh, Jr., of Springfield	All Others.	Blanks.	Total Vote.
Florida . . . . .	4	2	4	—	1	11
Gill . . . . .	—	3	5	—	5	15
Goshen . . . . .	—	1	—	—	—	1
Granby . . . . .	5	25	14	—	5	49
Granville . . . . .	3	2	5	—	6	16
Great Barrington . . . . .	31	97	77	—	61	266
Greenfield . . . . .	226	306	271	—	205	1008
Hadley . . . . .	20	58	19	—	25	122
Hancock . . . . .	1	1	3	—	—	5
Hatfield . . . . .	55	100	59	—	91	305
Hawley . . . . .	1	2	3	—	—	6
Heath . . . . .	1	4	3	—	6	14
Hinsdale . . . . .	27	46	61	—	49	183
HOLYOKE . . . . .	1064	5576	1819	—	1465	9924
Huntington . . . . .	15	28	28	—	26	97
Lanesborough . . . . .	4	13	16	—	6	39
Lee . . . . .	60	100	127	—	127	414
Lenox . . . . .	24	64	88	—	50	226
Leverett . . . . .	5	5	4	—	5	19
Leyden . . . . .	—	1	—	—	2	3
Longmeadow . . . . .	24	36	75	—	26	161
Middlefield . . . . .	2	2	2	—	2	8
Monroe . . . . .	—	—	2	—	3	5
Montague . . . . .	90	182	172	—	106	550
Monterey . . . . .	1	—	7	—	1	9
Montgomery . . . . .	2	1	1	—	2	6
Mount Washington . . . . .	1	5	4	—	—	10
New Ashford . . . . .	2	4	4	—	2	12
New Marlborough . . . . .	3	9	9	—	5	26
New Salem . . . . .	4	1	9	—	5	19
NORTH ADAMS . . . . .	347	552	456	—	559	1914
NORTHAMPTON . . . . .	419	1241	666	—	681	3007
Northfield . . . . .	9	20	11	—	9	49
Orange . . . . .	21	38	37	—	31	127
Otis . . . . .	1	1	3	—	5	10
Pelham . . . . .	1	4	—	—	1	6
Peru . . . . .	2	5	6	—	5	18
PRTTSFIELD . . . . .	709	1357	1502	—	1079	4647
Plainfield . . . . .	—	2	2	—	—	4
Richmond . . . . .	3	4	7	—	5	19
Rowe . . . . .	4	2	—	—	2	8
Russell . . . . .	11	12	13	—	13	49
Sandisfield . . . . .	8	13	16	—	10	47
Savoy . . . . .	3	3	7	—	2	15
Sheffield . . . . .	9	8	11	—	7	35
Shelburne . . . . .	3	6	2	—	4	15
Shutesbury . . . . .	—	5	4	—	2	11
South Hadley . . . . .	91	474	157	—	140	862
Southampton . . . . .	6	21	11	—	12	50
Southwick . . . . .	6	10	7	—	8	31
SPRINGFIELD . . . . .	4186	2375	6426	—	1972	14959
Stockbridge . . . . .	16	23	17	—	6	62
Sunderland . . . . .	2	14	7	—	8	31
Tolland . . . . .	—	—	—	—	—	—
Tyringham . . . . .	2	6	6	—	3	17
Ware . . . . .	179	278	255	—	387	1099
Warwick . . . . .	3	2	6	—	2	13
Washington . . . . .	3	2	3	—	2	10
Wendell . . . . .	10	6	3	—	8	27
West Springfield . . . . .	439	377	576	1	234	1627
West Stockbridge . . . . .	16	25	32	—	11	84
Westfield . . . . .	340	709	667	—	477	2193
Westhampton . . . . .	—	1	2	—	1	4
Whately . . . . .	6	39	23	—	13	81
Williamsburg . . . . .	27	60	54	—	32	173
Williamstown . . . . .	32	37	54	—	37	160
Windsor . . . . .	—	3	1	—	1	5
Worthington . . . . .	4	5	5	—	6	20
Totals . . . . .	9894	17015	16109	1	9614	52633

DEMOCRATIC.  
*Senators.*

Berkshire District.		Daniel Casey Pittsfield.	All Others.	Blanks.	Total Vote.
Adams . . . . .		412		185	597
Cheshire . . . . .		98		45	143
Clarksburg . . . . .		23		12	35
Dalton . . . . .		96		26	122
Florida . . . . .		9		2	11
Hancock . . . . .		4		1	5
Hinsdale . . . . .		145		38	183
Lanesborough . . . . .		33		6	39
New Ashford . . . . .		10		2	12
NORTH ADAMS . . . . .		1265		649	1914
Peru . . . . .		14		4	18
PITTSFIELD . . . . .		3635		1012	4647
Savoy . . . . .		11		4	15
Williamstown . . . . .		120		40	160
Windsor . . . . .		5		-	5
Totals . . . . .		5880		2026	7906

Berkshire, Hampshire and Hampden District.		Rose M. Hayes of Northampton.	George E. Kelly of West Springfield.	All Others.	Blanks.	Total Vote.
Agawam . . . . .		40	325		109	474
Alford . . . . .		3	3		3	9
Becket . . . . .		10	6		2	18
Blandford . . . . .		2	5		3	10
Chester . . . . .		5	28		15	48
Easthampton . . . . .		247	220		94	561
Egremont . . . . .		7	4		5	16
Granville . . . . .		4	8		4	16
Great Barrington . . . . .		58	163		45	266
Huntington . . . . .		27	52		18	97
Lee . . . . .		109	195		110	414
Lenox . . . . .		64	116		46	226
Monterey . . . . .		3	5		1	9
Montgomery . . . . .		2	3		1	6
Mount Washington . . . . .		5	5		-	10
New Marlborough . . . . .		4	18		4	26
NORTHAMPTON . . . . .		1519	1144		344	3007
Otis . . . . .		1	5		4	10
Richmond . . . . .		4	10		5	19
Russell . . . . .		3	33		13	49
Sandisfield . . . . .		17	19		11	47
Sheffield . . . . .		16	15		4	35
Southampton . . . . .		20	17		13	50
Southwick . . . . .		4	19		8	31
Stockbridge . . . . .		17	32		13	62
Tolland . . . . .		-	-		-	-
Tyringham . . . . .		4	11		2	17
Washington . . . . .		3	5		2	10
West Springfield . . . . .		136	1371		120	1627
West Stockbridge . . . . .		26	50		8	84
WESTFIELD . . . . .		408	1343		442	2193
Westhampton . . . . .		2	1		1	4
Totals . . . . .		2770	5231		1450	9451

DEMOCRATIC.  
Senators — Continued.

First Bristol District.				Second Bristol District.			
	Philip Mason of Taunton.	All Others.	Total Vote.		William P. Grant of Fall River.	All Others.	Total Vote
ATTLEBORO.	433	212	645	FALL RIVER	13757	3777	17534
Berkley	47	33	80	Somerset	358	67	425
Dighton	25	12	37	Swansea	129	27	156
Easton	174	131	305	Totals	14244	3871	18115
Freetown	24	29	53				
Mansfield	115	79	194				
North Attleborough	160	132	292				
Norton	52	15	67				
Raynham	60	48	108				
Rehoboth	25	12	37				
Seekonk	56	34	90				
TAUNTON	2221	1 1522	3744				
Totals	3392	1 2259	5652				

Third Bristol District.							
	Jacinto F. Diniz of New Bedford.	Gilbert J. Francis of New Bedford.	Timothy J. Manning of New Bedford.	William McAuliffe of New Bedford	Edward C. Peirce of New Bedford.	Daniel J. Sullivan of New Bedford.	Total Vote.
Acushnet	57	105	82	20	67	54	431
Dartmouth	153	107	57	15	61	18	452
Fairhaven	56	186	111	26	62	124	655
NEW BEDFORD	1013	3222	2456	353	626	2139	10751
Westport	15	23	25	3	9	19	127
Totals	1294	3643	2731	417	825	2354	12416

Cape and Plymouth District.				Cape and Plymouth District—Con.			
	No nomination, Scattering votes.	Blanks.	Total Vote.		No nomination, Scattering votes.	Blanks.	Total Vote.
Barnstable	180	185	365	Mattapoisett	45	45	90
Bourne	33	33	66	Nantucket	100	101	201
Brewster	14	14	28	Oak Bluffs	48	49	97
Chatham	78	78	156	Orleans	11	11	22
Chilmark	4	4	8	Pembroke	51	53	104
Dennis	52	52	104	Plymouth	215	217	432
Duxbury	52	53	105	Plympton	19	19	38
Eastham	4	4	8	Provincetown	153	153	306
Edgartown	43	43	86	Rochester	1	1	2
Falmouth	189	189	378	Sandwich	15	56	71
Gay Head	26	26	52	Tisbury	57	57	114
Gosnold	4	4	8	Truro	16	16	32
Halifax	24	24	48	Wareham	179	179	358
Hanson	—	—	—	Wellfleet	37	38	75
Harwich	40	40	80	West Tisbury	6	6	12
Kingston	67	67	134	Whitman	585	591	1176
Marion	83	83	166	Yarmouth	50	50	100
Mashpee	96	96	192	Totals	34	2618	2652

First Essex District.							
				Edward J. Dunn of Lynn.	Charles C. O'Donnell of Lynn.	All Others.	Total Vote.
LYNN				6313	6361	1	12675
Nahant				73	38		111
Swampscott				155	272		427
Totals				6541	6671	1	13213

DEMOCRATIC.  
Senators — Continued.

Second Essex District.				Fourth Essex District.					
	John C. Birmingham of Beverly.	All Others.	Blanks.	Total Vote.		John H. Mitchell of Haverhill.	All Others.	Blanks.	Total Vote.
BEVERLY . . . . .	651	143	794	Amesbury . . . . .	274	142	416		
Danvers . . . . .	227	120	347	Andover . . . . .	518	546	1064		
Marblehead . . . . .	205	140	345	Boxford . . . . .	7	6	13		
SALEM . . . . .	2811	1301	4114	Georgetown . . . . .	25	13	38		
Totals . . . . .	3894	1704	5600	Groveland . . . . .	64	28	92		
				HAVERHILL . . . . .	2243	908	3151		
				Merrimac . . . . .	53	4	57		
				North Andover . . . . .	394	1	248		
				Salisbury . . . . .	23	16	39		
				Totals . . . . .	3601	1	1911		

Third Essex District.				Fifth Essex District.				
No nomination . . . . .			258	LAWRENCE . . . . .	10285	6217	308	3207
Scattering votes . . . . .				Methuen . . . . .	653	584	111	209
				Totals . . . . .	10938	6803	419	3416

Franklin and Hampshire District.				Franklin and Hampshire District — Con.					
	John E. Bond of Rowe.	All Others.	Blanks.	Total Vote.		John E. Bond of Rowe.	All Others.	Blanks.	Total Vote.
Amherst . . . . .	140	54	194	Leyden . . . . .	2	1	3		
Ashfield . . . . .	3	1	4	Middlefield . . . . .	5	7	12		
Belchertown . . . . .	121	73	194	Monroe . . . . .	417	133	550		
Bernardston . . . . .	18	5	23	Montague . . . . .	12	7	19		
Buckland . . . . .	29	15	44	New Salem . . . . .	40	9	49		
Charlemont . . . . .	23	4	27	Northfield . . . . .	88	39	127		
Chesterfield . . . . .	8	4	12	Orange . . . . .	5	1	6		
Colrain . . . . .	36	8	44	Pelham . . . . .	4	—	4		
Conway . . . . .	13	5	18	Plainfield . . . . .	8	—	8		
Cummington . . . . .	5	4	9	Rowe . . . . .	13	2	15		
Deerfield . . . . .	102	44	146	Shelburne . . . . .	10	1	11		
Erving . . . . .	38	17	55	Shutesbury . . . . .	564	298	862		
Gill . . . . .	13	2	15	South Hadley . . . . .	25	6	31		
Goshen . . . . .	1	—	1	Sunderland . . . . .	508	591	1099		
Granby . . . . .	41	8	49	Ware . . . . .	8	5	13		
Greenfield . . . . .	774	234	1008	Warwick . . . . .	20	7	27		
Hadley . . . . .	74	48	122	Wendell . . . . .	63	18	81		
Hatfield . . . . .	165	140	305	Whately . . . . .	101	72	173		
Hawley . . . . .	5	1	6	Williamsburg . . . . .	11	9	20		
Heath . . . . .	11	3	14	Worthington . . . . .	3543	—	1877		
Leverett . . . . .	13	6	19	Totals . . . . .			1877		

First Hampden District.				First Hampden District — Con.					
	William T. O'Brien of Springfield.	All Others.	Blanks.	Total Vote.		Francis G. Sullivan of Springfield.	All Others.	Blanks.	Total Vote.
East Longmeadow . . . . .	75	80	155	Michael Zandan of Springfield.	10	10	20		
Longmeadow . . . . .	60	60	120		—	31	161		
SPRINGFIELD:									
Wards 2, 3, 4, 5, 6, 7, 8 . . . . .	3607	6343	874		—	1888	12712		
Totals . . . . .	3742	6483	894		—	1969	13088		

DEMOCRATIC.  
Senators — Continued.

Second Hampden District.				William J. Carey of Holyoke.	Martin E. Dean of Springfield.	Thomas D. Murphy of Chicopee.	Frank O'Connell of Holyoke.	All Others.	Blanks.	Total Vote.
CHICOPEE	.	.	.	259	280	2690	749			4597
HOLYOKE	.	.	.	2041	305	1575	5150		619	9924
SPRINGFIELD:									853	
Ward 1	.	.	.	2388	685	605	644		225	2247
Totals	.	.	.		1270	4870	6543		1697	16768

First Middlesex District.				Joseph F. Cleary of Cambridge.	John J. Foley of Cambridge.	William J. Lynch of Cambridge.	John F. Moran of Cambridge.	James Joseph, Jr., of Cambridge.	All Others.	Blanks.	Total Vote.
Framingham	.	.	.				1588			525	2113
MARLBOROUGH	.	.	.				1231			856	2087
NEWTON	.	.	.				1974			1395	3369
Wayland	.	.	.				99			52	151
Weston	.	.	.				91			58	149
Totals	.	.	.				4983			2886	7869

Second Middlesex District.				Joseph F. Cleary of Cambridge.	John J. Foley of Cambridge.	William J. Lynch of Cambridge.	John F. Moran of Cambridge.	James Joseph, Jr., of Cambridge.	All Others.	Blanks.	Total Vote.
Belmont	.	.	.	750	425	58	48	314		118	1713
CAMBRIDGE:											
Wards 4, 5, 6, 7, 8, 9, 10, 11	.	.	.	6069	4396	536	1349	1431		1220	15001
Totals	.	.	.	6819	4821	594	1397	1745		1338	16714

Third Middlesex District.				Eugene H. Giroux of Somerville.	Timothy J. Cronin of Somerville.	George S. Ryan of Somerville.	All Others.	Blanks.	Total Vote.	
SOMERVILLE	.	.	.	9259	5443	1622			1589	17913

Fourth Middlesex District.				John F. Cahill of Everett.	Eugene J. Melbon-aid of Everett.	All Others.	Blanks.	Total Vote.	
EVERETT	.	.	.		2892	1418		685	4995
MALDEN	.	.	.		2746	842		1214	4802
MELROSE	.	.	.		356	97		152	605
Totals	.	.	.		5994	2357		2051	10402

DEMOCRATIC.  
Senators — Continued.

Fifth Middlesex District.		John C. Collins of Waltham.	Louis B. Connors of Waltham.	All Others.	Blanks.	Total Vote
Acton . . . . .		19	58	1	18	96
Boxborough . . . . .		2	15		1	18
Concord . . . . .		123	143		60	326
Hudson . . . . .		205	451		185	841
Lincoln . . . . .		19	20		3	42
Maynard . . . . .		100	400		103	603
Stow . . . . .		4	16		4	24
Sudbury . . . . .		7	27		2	37
WALTHAM . . . . .		1896	2416		330	4642
WATERTOWN . . . . .		1979	1965		725	4669
Totals . . . . .		4355	5511	1	1431	11298

Sixth Middlesex District.		Charles T. Daly of Medford	Michael J. Foley of Winchester.	John Hennessey of Woburn.	All Others.	Blanks.	Total Vote.
Arlington . . . . .		1602	687	205		366	2860
MEDFORD . . . . .		4056	847	276		943	6122
Winchester . . . . .		1432	383	55		44	624
WOBURN . . . . .		725	743	1239		241	2953
Totals . . . . .		6525	2660	1775	5	1594	12559

Seventh Middlesex District.		William D. Dacey of Lowell.	Edward L. Harley of Lowell.	Joseph LaBelle of Lowell.	P. Harold Ready of Lowell.	All Others.	Blanks.	Total Vote.
Bedford . . . . .		15	10	4	20		13	62
Billerica . . . . .		97	41	27	185		62	412
Burlington . . . . .		95	62	44	140		189	530
Lexington . . . . .		84	32	27	121		113	377
LOWELL:								
Wards 1, 9, 10 . . . . .		1299	839	597	2714		912	6361
North Reading . . . . .		70	34	10	31		72	217
Reading . . . . .		83	48	17	59		66	273
Stoneham . . . . .		91	62	23	67		89	332
Tewksbury . . . . .		91	11	17	57		41	217
Wakefield . . . . .		334	151	78	99	42	563	1267
Wilmington . . . . .		63	32	14	41		62	212
Totals . . . . .		2322	1322	858	3534	42	2182	10260

Eighth Middlesex District.		John J. O'Rourke of Lowell.	Robert R. Thomas of Lowell.	William H. Trask of Lowell.	John N. Trites of Lowell.	All Others.	Blanks.	Total Vote
Ashby . . . . .		2	3				2	7
Ayer . . . . .		76	11	15	5		45	152
Carlisle . . . . .			6	2	1		2	11
Chelmsford . . . . .		101	87	64	36		36	324
Dracont . . . . .		44	51	77	9		32	213
Dunstable . . . . .		3		1			1	5
Groton . . . . .		17	4	10	8		8	47
Littleton . . . . .		14	3	4			6	27
LOWELL:								
Wards 2, 3, 4, 5, 6, 7, 8, 11 . . . . .		2672	2417	3284	1387		845	10905
Pepperell . . . . .		28	3	4	17		8	60
Shirley . . . . .		27	8	13	2		11	61
Townsend . . . . .		24	4	5	1		14	48



DEMOCRATIC.  
Senators — Continued.

Eighth Middlesex District—Con.		John J. O'Rourke of Lowell.	Robert R. Thomas of Lowell.	William H. Trask of Lowell.	John N. Trites of Lowell.	— — — All Others.	Blanks.	Total Vote.
Tyngsborough . . . . .		11	5	3	4		7	30
Westford . . . . .		25	23	8	8		15	79
Totals . . . . .		3344	2625	3490	1478		1032	11969

Norfolk District.		James A. McDevote of Walpole.	Arno Fabrizio of Quincy.	— — — All Others.	Blanks.	Total Vote.
Braintree . . . . .			361		155	516
Milton . . . . .			744		579	1323
QUINCY . . . . .			3048		1753	4801
Randolph . . . . .			430		268	698
Totals . . . . .			4583		2755	7338

Norfolk and Middlesex District.		James A. McDevote of Walpole.	Harold Edwin Winch of Natick.	— — — All Others.	Blanks.	Total Vote.
Ashland . . . . .		42	103		50	195
Dedham . . . . .		589	272		383	1244
Dover . . . . .		17	23		13	53
Holliston . . . . .		47	63		59	169
Hopkinton . . . . .		92	105		72	269
Medfield . . . . .		66	25		27	118
Medway . . . . .		86	41		68	195
Millis . . . . .		91	56		62	209
Natick . . . . .		152	991		150	1302
Needham . . . . .		85	95		68	248
Norfolk . . . . .		36	3		10	49
Norwood . . . . .		1330	302		660	2292
Sherborn . . . . .		6	20		12	38
Walpole . . . . .		387	57		191	635
Wellesley . . . . .		81	205		143	429
Westwood . . . . .		50	16		47	113
Totals . . . . .		3157	2377		2024	7558

Norfolk and Plymouth District.		Neal C. King of Hobbok.	— — — All others.	Blanks.	Total Vote.
Abington . . . . .		294		157	451
Avon . . . . .		110		39	149
Canton . . . . .		523		301	824
Cohasset . . . . .		54		45	99
Foxborough . . . . .		86		45	131
Hanover . . . . .		24		14	38
Hingham . . . . .		180		121	301
Holbrook . . . . .		144		18	162
Hull . . . . .		153		81	234
Marshfield . . . . .		42		21	63
Norwell . . . . .		20		7	27
Rockland . . . . .		319		186	505
Scituate . . . . .		146		134	280
Sharon . . . . .		185		113	298
Stoughton . . . . .		507		360	867
Weymouth . . . . .		593		318	911
Totals . . . . .		3380		1860	5240

Norfolk and Suffolk District.		Edward O'Hearn Mullooney of Brookline.	— — — All Others.	Blanks.	Total Vote.
Brookline . . . . .		2525	3	573	3101
Boston: . . . . .					
Wards 21, 22 . . . . .		9516	3	3717	13236
Totals . . . . .		12041	6	4290	16337

DEMOCRATIC.  
Senators — Continued.

Plymouth District.		John E. Manning of Brockton.	Joseph A. Noonan of Brockton.				Total Vote.
Bridgewater . . . . .		155	57			29	241
BROCKTON . . . . .		3824	2533			1009	7366
Carver . . . . .		3	3			4	10
East Bridgewater . . . . .		105	32			42	179
Lakeville . . . . .		9	1			—	10
Middleborough . . . . .		126	54			49	229
West Bridgewater . . . . .		21	22			6	49
Totals . . . . .		4243	2702			1139	8084

First Suffolk District.		Bernard L. Sullivan of Chelsea.	John F. Burke of Chelsea.				Total Vote.
CHELSEA . . . . .		4689	1302			685	6676
REVERE . . . . .		2365	648			613	3626
Saugus . . . . .		472	211			157	840
Winthrop . . . . .		1082	304			298	1684
Totals . . . . .		8608	2467			1753	12826

Second Suffolk District.		Joseph A. Langone, Jr., of Boston.	Edward P. Bacigalupo of Boston.	Michael Henry Carroll of Boston.	James S. Devine of Boston.	Philip J. Diehl of Boston.	John Patrick Doherty of Boston.	John Langone of Boston.
BOSTON: Wards 1, 2, 3 . . . . .		5560	3707	281	186	117	8655	650

Second Suffolk District — Con.		Robert L. Lee of Boston.	Joseph A. Longo of Boston.	Stephen E. McCloskey of Boston.	John Francis Murphy of Boston.			Total Vote.
BOSTON: Wards 1, 2, 3 . . . . .		5778	226	216	4776	—	2345	36497

Third Suffolk District.		Jeremiah Francis Conway of Cambridge.	Richard F. Cronin of Cambridge.	Daniel F. Driscoll of Cambridge.	Bernard J. Karawacki of Cambridge.	Thomas M. McNamara of Cambridge.	Nano Renna of Cambridge.	Edward J. Stewart of Cambridge.			Total Vote.
BOSTON: Wards 4, 5 . . . . .		904	789	844	165	938	114	410	—	—	5740
CAMBRIDGE: Wards 1, 2, 3 . . . . .		1495	365	353	361	3668	198	242	—	—	7659
Totals . . . . .		2399	1154	1197	526	4606	312	652	—	—	13399

**DEMOCRATIC.**  
*Senators — Continued.*

<b>Fourth Suffolk District.</b>		John J. Beatty of Boston.	John E. Kerrigan of Boston.	Patrick J. McDonough of Boston.	Martin R. Schofield of Boston.	Anthony Serra of Boston.	All Others.	Blanks.	Total Vote.
<b>BOSTON:</b>									
Wards 6, 7, 8 . . . . .	392	10946	8682	3991	1539	4	1804	27358	
<b>Fifth Suffolk District.</b>				Chester A. Dolan, Jr., of Boston.	William F. Madden of Boston.		All Others.	Blanks.	Total Vote.
<b>BOSTON:</b>									
Wards 9, 10, 11 . . . . .			11400	8698	1		3179	23277	
<b>Sixth Suffolk District.</b>		Joseph E. Duffy of Boston.	James P. Griffin of Boston.	Walter A. Murphy of Boston.		All Others.	Blanks.	Total Vote.	
<b>BOSTON:</b>									
Wards 12, 19, 20 . . . . .	8944	3920	3924	1		4226	21014		
<b>Seventh Suffolk District.</b>		John J. Cleary of Boston.	Joseph L. Murphy of Boston.	Martin H. Tobin of Boston.		All Others.	Blanks.	Total Vote.	
<b>BOSTON:</b>									
Wards 13, 15, 16 . . . . .	763	15589	10729	1		1831	28913		
<b>Eighth Suffolk District.</b>		Thomas M. Burke of Boston.	Michael J. Blong of Boston.	Francis G. Kelly of Boston.	Samuel Kofman of Boston.	Martin Edward Mc- Carthy of Boston.	All Others.	Blanks.	Total Vote.
<b>BOSTON:</b>									
Wards 14, 17, 18 . . . . .	10417	4901	1597	3732	1407	4	2576	24634	
<b>First Worcester District.</b>		Joseph P. McCoskey of Worcester.	Francis J. Mulenby of Worcester.	James D. O'Brien of Worcester.	James E. O'Brien of Worcester.	Joseph V. Sullivan of Worcester.	All Others.	Blanks.	Total Vote.
<b>WORCESTER:</b>									
Wards 5, 6, 7, 8, 9 . . . . .	5383	430	3510	465	859	1	537	11184	

DEMOCRATIC.  
Senators — Continued.

Second Worcester District.		Michael H. Selzo of Worcester.	Cornelius F. Collins of Worcester.	John J. Killeen of Worcester.	All Others.	Blanks.	Total Vote.			
WORCESTER: Wards 1, 2, 3, 4, 10 . . . . .		5991	2107	2622	-	957	11677			
Third Worcester District.		Thomas P. Flynn of Gardner.	George W. Stanton of Fitchburg.	All Others.	Blanks.	Total Vote.				
Ashburnham . . . . .		8	24	-	3	35				
Athol . . . . .		138	169	-	28	335				
FITCHBURG . . . . .		1791	1571	-	266	3628				
GARDNER . . . . .		613	245	-	131	989				
LEOMINSTER . . . . .		296	768	-	116	1180				
Lunenburg . . . . .		24	27	-	5	56				
Phillipston . . . . .		8	23	-	7	38				
Royalston . . . . .		9	21	-	7	37				
Templeton . . . . .		125	46	-	23	194				
Westminster . . . . .		26	29	-	10	65				
Winchendon . . . . .		24	105	-	13	142				
Totals . . . . .		3062	3028	-	609	6699				
Fourth Worcester District.		P. Eugene Casey of Millford.	George M. Kurzon of Uxbridge.	All Others.	Blanks.	Total Vote.				
Auburn . . . . .		141	35	-	28	204				
Bellingham . . . . .		138	25	-	16	179				
Blackstone . . . . .		871	305	-	264	1440				
Douglas . . . . .		12	7	-	3	22				
Franklin . . . . .		367	75	-	87	529				
Grafton . . . . .		213	69	-	40	313				
Hopedale . . . . .		15	-	-	-	15				
Mendon . . . . .		17	2	-	-	19				
Millford . . . . .		1142	202	-	141	1485				
Millbury . . . . .		311	107	-	40	458				
Millville . . . . .		314	211	-	49	565				
Northborough . . . . .		43	9	-	9	61				
Northbridge . . . . .		101	99	-	5	205				
Oxford . . . . .		270	51	-	56	377				
Plainville . . . . .		15	3	-	4	22				
Shrewsbury . . . . .		284	50	-	45	379				
Southborough . . . . .		80	7	-	3	95				
Sutton . . . . .		58	94	-	4	156				
Upton . . . . .		51	6	-	6	63				
Uxbridge . . . . .		472	468	-	41	981				
Webster . . . . .		556	170	-	71	797				
Westborough . . . . .		184	16	-	18	218				
Wrentham . . . . .		60	14	-	11	85				
Totals . . . . .		5715	2016	-	937	8668				
Worcester and Hampden District.		Henry T. Broderick of Sterling.	John E. Hopkins of Palmer.	John J. Kelly of Clinton.	F. Stanley Mink of Hardwick.	Louis P. Tonoli of Clinton.	Ralph J. Wheeler of Leicester.	All Others.	Blanks.	Total Vote.
Barre . . . . .		15	-	-	33	5	1	-	23	110
Berlin . . . . .		-	-	-	-	-	-	-	-	19
Bolton . . . . .		-	-	-	-	-	-	-	-	10
Boylston . . . . .		5	-	9	-	-	-	-	-	17

DEMOCRATIC.  
Senators — Concluded.

Worcester and Hampden District.—Con.	Henry T. Broderick of Sterling.	John F. Hopkins of Palmer.	John J. Kelly of Chanton.	F. Stanley Minkel of Hardwick.	Louis P. Tomoli of Chanton.	Ralph J. Wheeler of Leicester.	All Others.	Blanks.	Total Vote.
Brinfield . . . . .	4	9	2	5	—	2	—	1	23
Brookfield . . . . .	25	3	24	5	1	9	—	23	90
Charlton . . . . .	2	1	18	1	2	6	—	6	36
Clinton . . . . .	683	27	1105	18	251	37	—	94	2215
Dudley . . . . .	9	20	81	67	5	16	—	46	244
East Brookfield . . . . .	1	1	8	30	—	—	—	9	51
Hampden . . . . .	7	10	11	2	—	3	—	10	45
Hardwick . . . . .	7	5	22	197	8	5	—	7	244
Harvard . . . . .	7	1	14	1	1	1	—	8	40
Holden . . . . .	33	7	45	30	7	14	—	36	172
Holland . . . . .	—	28	1	2	1	—	—	5	37
Hubbardston . . . . .	—	2	4	8	—	2	—	6	22
Lancaster . . . . .	45	2	17	1	6	1	—	11	83
Leicester . . . . .	14	8	51	10	2	419	—	24	528
Ludlow . . . . .	37	138	107	84	11	17	—	28	422
Monson . . . . .	3	71	15	11	—	3	—	16	119
New Braintree . . . . .	—	1	15	—	—	—	—	—	16
North Brookfield . . . . .	7	10	21	32	3	30	—	14	117
Oakham . . . . .	—	—	3	1	—	—	—	—	4
Palmer . . . . .	19	448	56	35	3	18	—	57	636
Paxton . . . . .	4	2	5	1	—	8	—	5	25
Petersham . . . . .	4	1	8	—	—	4	—	3	20
Princeton . . . . .	14	—	3	9	—	1	—	2	29
Rutland . . . . .	18	2	49	4	5	11	—	11	100
Southbridge . . . . .	221	194	450	194	91	170	—	419	1741
Spencer . . . . .	14	20	41	42	3	58	—	63	241
Sterling . . . . .	57	—	1	1	2	1	—	4	66
Sturbridge . . . . .	17	14	24	5	1	9	1	24	95
Wales . . . . .	1	5	2	6	—	1	—	6	21
Warren . . . . .	8	10	28	20	1	16	—	17	100
West Boylston . . . . .	12	3	13	1	14	4	—	3	50
West Brookfield . . . . .	8	11	8	8	1	3	—	10	49
Wilbraham . . . . .	22	65	52	44	2	6	—	38	229
Totals . . . . .	1334	1121	2354	908	430	883	3	1031	8064

Representatives in the General Court.  
County of Barnstable.

First District.	Terence A. Rogers, Jr., of Barnstable.	All Others.	Blanks.	Total Vote.
Barnstable . . . . .	119	—	66	185
Bourne . . . . .	17	—	16	33
Falmouth . . . . .	78	—	111	189
Mashpee . . . . .	51	—	45	96
Sandwich . . . . .	34	—	34	71
Totals . . . . .	299	52	272	574

Second District.	Herbert C. Chase of Dennis.	James A. Vitelli of Provincetown.	All Others.	Blanks.	Total Vote.
Brewster . . . . .	6	7	—	1	14
Chatham . . . . .	24	24	—	25	78
Dennis . . . . .	27	12	—	13	52
Eastham . . . . .	2	1	—	1	4
Harwich . . . . .	10	16	—	14	40
Orleans . . . . .	4	5	—	2	11
Provincetown . . . . .	53	68	—	44	153
Truro . . . . .	1	9	—	6	16
Wellfleet . . . . .	9	16	—	13	38
Yarmouth . . . . .	28	13	—	8	50
Totals . . . . .	149	171	52	127	456

DEMOCRATIC.  
Representatives in the General Court — Continued.  
County of Berkshire.

First District.				
Clarksburg . . . . .	. . . . .	. . . . .	. . . . .	Joseph N. Roach, of North Adams. 24
Florida . . . . .	. . . . .	. . . . .	. . . . .	9
NORTH ADAMS Totals . . . . .	. . . . .	. . . . .	. . . . .	1436
				11
			All Others.	11
			Blanks.	467
			Total Vote.	1914
			Total Vote.	1960

Second District.				
Adams . . . . .	. . . . .	. . . . .	. . . . .	John J. Kortana of Adams. 138
Cheshire . . . . .	. . . . .	. . . . .	. . . . .	24
Savoy . . . . .	. . . . .	. . . . .	. . . . .	24
Williamstown . . . . .	. . . . .	. . . . .	. . . . .	15
Totals . . . . .	. . . . .	. . . . .	. . . . .	180
			James P. McAndrews of Adams.	424
			All Others.	98
			Blanks.	31
			Total Vote.	597
			Total Vote.	143
			Total Vote.	15
			Total Vote.	160
			Total Vote.	915

Third District.				
Hancock . . . . .		Matthew J. Cupless of Pittsfield. 33		
Lanesborough . . . . .		23		
New Ashford . . . . .		5		
PITTSFIELD . . . . .		2615		
Richmond . . . . .		9		
Totals . . . . .		2660		
		4	Michael H. Condrion of Pittsfield.	
		21		
		5		
		2286		
		11		
		11	Michael F. Dumphy of Pittsfield.	
		4		
		3		
		1148		
		3	Bernard J. Flynn of Pittsfield.	
		2		
		675		
		10	William H. Healey of Pittsfield.	
		6		
		1101		
		2	Irvin Francis Rossi of Pittsfield.	
		2		
		1958		
		5	John K. Sullivan of Pittsfield.	
		5		
		1985	All Others.	
			Blanks.	30
			Total Vote.	117
			Total Vote.	36
			Total Vote.	13941
			Total Vote.	57
			Total Vote.	14166

Fourth District.				
Becket . . . . .		11	Clarence N. Durant of Lee.	
Dalton . . . . .		82		
Hinsdale . . . . .		110		
Lee . . . . .		222		
Lenox . . . . .		142		
Otis . . . . .		4		
Peru . . . . .		12		
Tyringham . . . . .		7		
Washington . . . . .		4		
Windsor . . . . .		3		
Totals . . . . .		597		
		5	John W. Thornberry of Lee.	
		23		
		16		
		162		
		65		
		4		
		4		
		3		
		3		
		2		
		1		
		1	All Others.	
			Blanks.	3
			Total Vote.	18
			Total Vote.	122
			Total Vote.	183
			Total Vote.	414
			Total Vote.	226
			Total Vote.	10
			Total Vote.	18
			Total Vote.	17
			Total Vote.	10
			Total Vote.	5
			Total Vote.	5
			Total Vote.	1023

Fifth District.				
No nomination.				
Scattering votes . . . . .				184

**DEMOCRATIC.**  
*Representatives in the General Court — Continued.*  
**County of Bristol.**

<b>First District.</b>			William J. Flanagan of Attleboro.	John M. Lynch, North Attlebor- ough			Total Vote.
ATTLEBORO			467	290			1290
North Attleborough			127	178		533	584
Totals			594	468	111	812	1874
<b>Second District.</b>			John Edward Flynn of Mansfield.	Oscar Herbert Pet- erson of North Easton.			Total Vote
Easton			164	75			305
Mansfield			172	4		65	194
Norton			55	5		7	67
Totals			391	85	111	90	566
<b>Third District.</b>		Joseph W. Dooley of Taunton	Oswald J. Lagace of Taunton	John W. Mulcahy of Taunton.	Joseph F. Waldron of Taunton		Total Vote
Raynham		68	11	12	5		198
TAUNTON:						111	
Wards 5, 7, 8		1139	427	352	335	118	2371
Totals		1207	438	364	349	130	2479
<b>Fourth District.</b>		Harold E. Cole of Taunton.	Edward P. Fitz- simmons of Taun- ton	Frank F. Silvia of Taunton			Total Vote
TAUNTON:							
Wards 1, 2, 3, 4		292	444	130		190	1106
<b>Fifth District.</b>							
No nomination.							
Scattering votes							112
<b>Sixth District.</b>		Rodolphe G. Bes- sette of New Bed- ford.	William M. Coburn of New Bedford	August J. Cornier of New Bedford.	William F. Dunas of New Bedford	John Galyin of New Bedford	Total Vote.
Acushnet		208	68	170	62	47	
NEW BEDFORD:							
Wards 1, 2		2528	1305	1997	1007	1065	10898
Totals		2736	1373	2167	1069	1112	11790

**DEMOCRATIC.**  
*Representatives in the General Court — Continued.*  
**County of Bristol — Continued.**

Seventh District.		Albert M. Gonsalves of Fairhaven.	John J. Malone of New Bedford.	Hugh F. McCue of New Bedford.	All Others.	Blanks.	Total Vote.
Fairhaven . . . . .		492	196	141	1	480	1310
NEW BEDFORD:							
Wards 3, 4 . . . . .		419	832	697	—	922	2876
Totals . . . . .		911	1028	838	1	1402	4186

Eighth District.		Louis Anthony Con- deiro of New Bed- ford.	Anthony Gerardi of New Bedford.	John Kruczek of New Bedford.	John A. Vieira of New Bedford.	All Others.	Blanks.	Total Vote.
Dartmouth . . . . .		309	73	47	117	—	358	904
NEW BEDFORD:								
Wards 5, 6 . . . . .		2767	720	596	1001	122	2648	7734
Totals . . . . .		3076	793	643	1118	122	3006	8638

Ninth District.		Terrance J. Lomax, Jr., of Fall River.	Philip J. Russell, Jr. of Fall River.	Raymond V. Bar- rette of Fall River.	John F. Burns, of Fall River.	Arthur T. Howard of Fall River.	Ernest O. Lemenise of Fall River.	Daniel J. Mannion of Fall River.
FALL RIVER:								
Wards 1, 2 . . . . .		1962	1257	1128	1389	697	526	432

Ninth District — Con.		Olivier Marchand of Fall River.	Cornelius E. Reddy of Fall River.	David P. Silvia of Fall River.	Leo P. Soares of Fall River.	All Others.	Blanks.	Total Vote.
FALL RIVER:								
Wards 1, 2 . . . . .		694	1103	255	332	—	1437	11212

Tenth District.		William E. White of Fall River.	Thomas A. Don- nelly of Fall River.	William Edward Garvey of Fall River.	Joseph M. Men- donca of Fall River.	All Others.	Blanks.	Total Vote.
FALL RIVER:								
Wards 3, 4 . . . . .		2239	899	233	519	—	198	4088



DEMOCRATIC.

Representatives in the General Court — Continued.

County of Bristol — Concluded.

Eleventh District.		John J. Kerrigan, Jr., of Fall River.	Albert Rubin of Fall River.	John L. Brown, Jr., of Fall River.	Joseph P. Clark, Jr., of Fall River.	Manuel C. Souza, Jr., of Fall River.	All Others.	Blanks.	Total Vote
FALL RIVER:									
Wards 5, 7, 9		2162	2138	1323	742	167	-	358	6890
Somerset		309	167	95	72	55	-	152	850
Totals		2471	2305	1418	814	222	-	510	7740

Twelfth District.		John R. Mitchell of Fall River.	Wilfred L. Benoit of Fall River.	Octave C. Desmar- rais of Fall River.	John C. Finglas of Fall River.	Thomas King of Fall River.	William E. Kitchen of Fall River.	John H. Maher of Fall River.	All Others.	Blanks.	Total Vote.
FALL RIVER:											
Wards 6, 8		1400	621	1190	687	436	685	944	-	1621	7584
Westport		63	21	42	1	18	11	13	-	85	254
Totals		1463	642	1232	688	454	696	957	-	1706	7838

County of Dukes County.

First District.										Total Vote.
No nomination										
Scattering votes										56

County of Essex

First District.										Total Vote.
Amesbury										416
Merrimac										57
Salisbury										39
Totals										512
		Colin James Cam- eron of Ames- bury.								
		343								
		42								
		1								
		All Others.								
		72								
		Blanks.								
		83								

Second District.		John W. Coddre, Jr. of Haverhill.	Daniel J. Minihan of Haverhill.	Charles H. Morrill of Haverhill.	Alfred P. Fantini of Haverhill.	Peter J. McSwaney of Haverhill.	All Others.	Blanks.	Total Vote.
HAVERHILL		1952	2191	1490	773	912	-	2135	9453

Third District.		Thomas A. Barry of Lawrence.	Vincent L. Byrne of Lawrence.	Joseph V. Calnan of Lawrence.	Bernard J. Champy of Lawrence.	John S. Crowley of Methuen.	Anthony De Luca of Lawrence.	Michael C. Gillen of Lawrence.	John J. Griffin of Methuen.	Total Vote.
LAWRENCE:										
Wards 1, 2		1848	412	990	2228	108	1999	1085	533	
Methuen		491	102	159	462	262	216	223	465	
North Andover		252	45	75	127	23	71	125	92	
Totals		2591	559	1224	2817	393	2286	1433	1090	

**DEMOCRATIC.**  
*Representatives in the General Court — Continued.*

**County of Essex — Continued.**

<b>Third District — Con.</b>												
		James Larco of Lawrence.	John A. McCarthy of Lawrence.	Joseph M. McDon- ald of Lawrence.	Walter Timothy Riordan of Law- rence.	Daniel J. Wall of Lawrence.	Robert C. Watson of Lawrence.	All Others.	Blanks.	Total Vote.		
LAWRENCE:												
Wards 1, 2 . . . . .	1357	1619	982	2197	514	633	— — —	4381	20286			
Methuen . . . . .	112	360	266	495	74	800	— — —	1129	5016			
North Andover . . . . .	25	136	144	281	21	92	— — —	413	1929			
Totals . . . . .	1494	1515	1392	2973	609	932	— — —	5923	27231			
<b>Fourth District.</b>												
		Michael H. Jordan of Lawrence.	J. Kenney Brooks of Lawrence.	James Richard Car- ter of Lawrence.	Timothy J. Collins of Lawrence.	Nicholas J. Murphy of Lawrence.	All Others.	Blanks.	Total Vote.			
LAWRENCE:												
Wards 3, 4 . . . . .	1654	2103	374	421	158	—	—	215	4923			
<b>Fifth District.</b>												
		George W. Burke of Lawrence.	John H. P. Mc- Cavitt of Law- rence.	Phillip H. Prene- veau of Lawrence.	All Others.	Blanks.	Total Vote.					
LAWRENCE:												
Ward 5 . . . . .	853	1240	1009	—	387	3489						
<b>Sixth District.</b>												
		William L. Barrett of Lawrence.	William J. Casey of Lawrence.	Henry P. Claus of Lawrence.	Peter W. Connors of Lawrence.	James J. Darby of Andover.	Joseph Francis Di- neen of Lawrence.	John E. Foley of Lawrence.	Edward J. Grimley of Lawrence.	Thomas J. Kerins, Jr., of Lawrence.	John D. Kerrigan of Lawrence.	Walter L. Kiernan of Lawrence.
Andover												
LAWRENCE:												
Ward 6 . . . . .	85	58	28	139	670	97	20	34	37	30	68	
Totals . . . . .	409	1337	705	687	883	1246	121	527	322	280	807	
<b>Sixth District — Con.</b>												
		Patrick Magge of Lawrence.	Henry J. Moore of Lawrence.	Philip B. Moran of Lawrence.	Arthur J. Onelleto of Lawrence.	Joseph P. Thornton of Lawrence.	Cornelius J. Two- mey of Lawrence.	Joseph W. Walsh of Lawrence.	Robert J. Winters of Lawrence.	All Others.	Blanks.	Total Vote.
Andover												
LAWRENCE:												
Ward 6 . . . . .	50	52	6	90	55	78	26	100	—	—	405	2128
Totals . . . . .	467	965	118	1271	461	1273	256	359	—	1728	14162	



**DEMOCRATIC.**  
*Representatives in the General Court — Continued.*  
**County of Essex — Continued**

Tenth District — Con.		Joseph C. Reither of Lynn.	David N. Roach of Lynn.	Sylvester J. Santerre of Lynn.	John I. Upton of Lynn.	Michael J. Watman of Lynn.	William F. Weber of Lynn.	All Others.	Blanks.	Total Vote.
LYNN:										
Wards 1, 6, 7		602	1957	170	1745	473	1070		2239	17103
Lynnfield		24	30	1	212	9	25		88	345
Saugus		86	127	19	146	29	69		701	2520
Totals		712	2114	190	1913	511	1164		3028	19968

Eleventh District.		Charles V. Hogan of Lynn.	John Edward Buck- ley of Lynn.	Edward H. Cahill of Lynn.	Daniel A. Canning of Lynn.	William P. Cash- man of Lynn.	Derby C. Cloran of Lynn.	Frederick T. Kilroy of Lynn.	Arthur Dewey Mills of Lynn.	John E. Mynahan of Lynn.	William L. Shana- han of Lynn.	All Others	Blanks.	Total Vote
LYNN:														
Wards 3, 4		3345	1465	1765	1917	553	247	190	681	465	1717	10	2696	15051
Nahant		79	23	53	29	10	7	5	7	4	56	1	128	402
Totals		3424	1488	1818	1946	563	254	195	688	469	1773	11	2824	15453

Twelfth District.												W. Philip Grady of Salem.	All Others	Blanks.	Total Vote	
MARBLEHEAD:																
Marblehead															182	690
SALEM:																
Ward 5															418	1214
Swampscott															305	1080
Totals															905	2984

Thirteenth District.												Joseph B. Harring- ton of Salem.	Edward J. Olbrych of Salem	All Others	Blanks	Total Vote		
SALEM:																		
Wards 1, 2, 3															1150	880	112	2142

Fourteenth District.		James F. Tobin of Salem.	All Others.	Blanks.	Total Vote.	Fifteenth District.		Lawrence E. Duane of Beverly.	All Others	Blanks.	Total Vote
SALEM:											
Wards 4, 6		1082		282	1364	Beverly		549			1588
						Hamilton		26		74	100
						Wenham		12		20	32
						Totals		587		1131	1720

**DEMOCRATIC.**  
*Representatives in the General Court — Continued.*  
County of Essex — Concluded.

Sixteenth District.			Seventeenth District.		
No nomination		22			
Scattering votes					
			GLOUCESTER:		
			Wards 1, 2, 3, 7	Ernest A. H. Dale of Gloucester.	All Others.
			Rockport		Blanks.
			Totals		Total Vote.
				207	—
				44	208
				251	231
					415
					72
					487

Eighteenth District.								
			James A. Croteau, Jr. of Newburyport.	Robert E. Wall of Groveland.	Brainerd Cameron Wallace of Ipswich.	All Others.	Blanks.	Total Vote.
Georgetown		6		15	16	—	39	76
Groveland		13		72	15	—	84	184
Ipswich		56		30	171	—	233	490
Newbury		19		12	7	—	27	66
NEWBURYPORT		381		75	156	—	795	1412
Rowley		13		9	17	—	20	60
West Newbury		19		10	7	—	28	64
Totals		507		225	389	—	1226	2352

County of Franklin.

First District.			Second District.					
	Walter H. Smith of Charlemont	All Others.		Clifford J. Akey of Greenfield.	Joseph A. Bonitski of Greenfield.	All Others.	Blanks.	Total Vote.
Ashfield	3	1	4	637	321	—	50	1008
Bernardston	13	10	23					
Buckland	43	21	44					
Charlemont	121	6	257					
Colrain	33	11	44					
Conway	13	5	18					
Deerfield	95	1	50					
Hawley	5	1	6					
Heath	11	3	14					
Leverett	12	7	19					
Leyden	3	—	3					
Monroe	3	2	5					
Northfield	39	10	49					
Rowe	6	2	8					
Shelburne	12	3	15					
Shutesbury	8	3	11					
Sunderland	22	9	31					
Whately	55	26	81					
Totals	377	1	170					

Third District.							
				Donald J. Newton of Montague.	All Others.	Blanks.	Total Vote.
Erving				37	—	18	55
Gill				10	—	5	15
Montague				413	—	137	550
New Salem				14	—	5	19
Orange				85	—	42	127
Warwick				8	—	5	13
Wendell				21	—	6	27
Totals				588	—	218	806

**DEMOCRATIC.**  
*Representatives in the General Court — Continued.*  
**County of Hampden.**

First District.		Frank W. Smith of Palmer.	All Others.	Blanks.	Total Vote.
Brimfield		21			23
Holland		332			37
Ludlow		353		69	422
Monson		91		28	119
Palmer		496		140	636
Wales		19		2	21
Totals		1012	1	246	1258

Second District.		John J. Carmody of Chester.	Thomas W. Hagen of West Spring- field.	William A. Sherman of West Spring- field.	Frederick L. Ben- nett of Agawam.	Lewis H. Aiseneault of West Spring- field.	All Others.	Blanks.	Total Vote.
Agawam		66	103	77	258	43		401	948
Blandford		4	4	4	1			7	20
Chester		34	9	9	5			39	96
East Longmeadow		69	83	93	30			164	430
Granville		4	9					19	32
Hampden		15	14	16				39	86
Longmeadow		79	48	48	12			135	322
Montgomery		2		4				6	12
Russell		10	15	1	3	31		35	98
Southwick		11	7	5		7		32	62
Tolland									
West Springfield		310	629	874	45	274		1122	3254
Wilbraham		67	84	71	4	43		189	458
Totals		662	1005	1205	360	398	1	2188	5818

Third District.		Daniel J. Brennan of Springfield.	James Conkley of Springfield.	Joseph F. Marotey of Springfield.	All Others.	Blanks.	Total Vote.
SPRINGFIELD: Ward 1		1378	578	187	1	104	2247

Fourth District.		Edward P. Boland of Springfield.	Daniel Morgan O'Connell of Springfield.	All Others.	Blanks.	Total Vote.
SPRINGFIELD: Wards 2, 8		2799	2093	1	319	5217

Fifth District.		Phillip M. Markley of Springfield.	Frederick F. Too- mey of Spring- field.	Charles V. Venzio of Springfield.	All Others.	Blanks.	Total Vote.
SPRINGFIELD: Ward 3		1627	315	661	1	216	2819

**DEMOCRATIC.**  
*Representatives in the General Court — Continued.*  
**County of Hampden — Continued.**

<b>Sixth District.</b>		Justm F. Hoar of Springfield.	Bernard D. Tierney of Springfield.	Edmund H. Ward of Springfield.	Victor W. White of Springfield.	- All Others.	Blanks.	Total Vote.	
SPRINGFIELD: Ward 4 . . . . .	414	219	407	138	-	79	1257		
<b>Seventh District.</b>									
No nomination								19	
Scattering votes . . . . .								19	
<b>Eighth District.</b>		John Hyde, Jr of Springfield.	Edward J Pender- gast of Spring- field.					Total Vote.	
SPRINGFIELD: Ward 6 . . . . .	611	495	-	182				1288	
<b>Ninth District.</b>									
SPRINGFIELD: Ward 7 . . . . .			Clarence E. Meade of Springfield.			All Others.	Blanks.	Total Vote.	
847			1			288	1136		
<b>Tenth District.</b>		Andrew J. Cookley of Chicopee.	John Padykula of Chicopee.	Dermot Shea of Chicopee.					Total Vote.
CHICOPEE: Wards 1, 2, 4, 5 . . . . .	1416	580	658			92			2746
<b>Eleventh District.</b>									
CHICOPEE: Wards 3, 6, 7 . . . . .			Joseph J. Harnisch of Chicopee.			All Others.	Blanks.	Total Vote.	
1417			3			431	1851		
<b>Twelfth District.</b>		Oscar DeRoy of Holyoke.	James A. Corriden of Holyoke.	Constantine Panu- topoulos of Hol- yoke.	John S. Walsh of Holyoke.	David A. Whalen of Holyoke.			Total Vote.
HOLYOKE: Wards 1, 2, 4 . . . . .	1394	564	80	1241	608			4063	
						-	176		

DEMOCRATIC.  
*Representatives in the General Court — Continued.*  
 County of Hampden — Concluded.

Thirteenth District.								
HOLYOKE:				William C. Lunney	Theodore P. Moynihan			
Wards 3, 6 . . . . .	1588	1113		of Holyoke.	of Holyoke.	-	215	2916
						All Others.	Blanks.	Total Vote.

Fourteenth District.								
HOLYOKE:			William E. Kirkpatrick	John F. Bell	M. Bertha Dean	David F. Sullivan		
Wards 5, 7 . . . . .	1233	754	of Holyoke.	of Holyoke.	of Holyoke.	of Holyoke	-	2945
							All Others.	Total Vote.
							Blanks.	

Fifteenth District.								
WESTFIELD . . . . .	394	620	George E. Brady	Alice D. Burke	Louis L. Keefe	John A. Sullivan		
			of Westfield.	of Westfield.	of Westfield.	of Westfield.	-	2193
							All Others.	Total Vote.
							Blanks.	

County of Hampshire.

First District.								
NORTHAMPTON . . . . .	493	1152	Bessie F. Dewey	John M. Hogan	David Francis Keefe			
			of Northampton.	of Northampton.	of Northampton.	-	99	3007
						All Others.	Blanks.	Total Vote.

Second District.								
Chesterfield . . . . .		2		Vincent B. Dignam				
Cummington . . . . .		4		of Easthampton				
Easthampton . . . . .		47						
Goshen . . . . .		1						
Huntington . . . . .		52						
Middlefield . . . . .		6						
Plainfield . . . . .		4						
Southampton . . . . .		29						
Westhampton . . . . .		3						
Williamsburg . . . . .		102						
Worthington . . . . .		11						
Totals . . . . .		694				-	245	939
						All Others.	Blanks.	Total Vote.



**DEMOCRATIC.**  
*Representatives in the General Court — Continued.*  
**County of Hampshire — Concluded.**

Third District.		Hubert C. Barton of Amherst.	Francis M. Fitzgerald aid of South Had- ley.	All Others.	Blanks.	Total Vote.
Amherst . . . . .		100	71		23	194
Granby . . . . .		4	43		2	49
Hadley . . . . .		45	52	1	18	122
Hatfield . . . . .		42	185		78	305
South Hadley . . . . .		155	618		89	862
Totals . . . . .		346	975	1	210	1532

Fourth District.		Roland D. Sawyer of Ware.	All Others.	Blanks.	Total Vote.
Belchertown . . . . .		164		30	194
Pelham . . . . .		6		1	6
Ware . . . . .		771		328	1099
Totals . . . . .		941		358	1299

**County of Middlesex.**

First District.		Michael J. Neville of Cambridge.	Ernest J. DeLuca of Cambridge.	James F. Fitzgerald aid of Cambridge.	John A. Harrington of Cambridge.	Anthony H. Laskey of Cambridge.	James E. Mahoney of Cambridge.	John Timothy Sul- livan of Cam- bridge.	John J. Toomey of Cambridge.	All Others.	Blanks.	Total Vote.
CAMBRIDGE: Wards 1, 2, 3 . . . . .		3866	259	1356	563	105	1305	2764	1755	-	3345	15318

Second District.		Leo E. Dicl of Cambridge.	John J. Brassil of Cambridge.	Edward A. Crane of Cambridge.	Hymen Pill of Cam- bridge.	Charles H. Shea of Cambridge.	James P. Shine of Cambridge.	Michael A. Sullivan of Cambridge.	All Others.	Blanks.	Total Vote.
CAMBRIDGE: Wards 4, 5, 6 . . . . .		1815	165	1370	981	1063	98	1528	-	1878	8898

Third District.		Thomas P. O'Neill, Jr. of Cambridge.	Walter P. Brogan of Cambridge.	Daniel F. Burns of Cambridge.	Robert L. Carroll of Cambridge.	Daniel J. Cosgrove of Cambridge.	Elizabeth M. Curry of Cambridge.	Edward H. Dono- van of Cam- bridge.	James J. Fitzgerald of Cambridge.	Thomas F. Gibson of Cambridge.	Total Vote.
CAMBRIDGE: Wards 7, 8, 9, 10, 11 . . . . .		3516	447	305	353	1553	1023	1944	2509	3418	15318

DEMOCRATIC.  
*Representatives in the General Court — Continued.*  
 County of Middlesex — Continued.

<b>Third District — Con.</b>		Daniel P. Leahy of Cambridge.	Albert E. LeBlanc of Cambridge.	Francis X. McCann of Cambridge.	Edward W. Quinn of Cambridge.	John F. Stacey of Cambridge.	Jeremiah J. Sullivan of Cambridge.	John J. Tierney of Cambridge.	All Others.	Blanks.	Total Vote.
CAMBRIDGE: Wards 7, 8, 9, 10, 11 . . . . .		2093	222	233	343	489	3574	2639	-	7024	31676
<b>Fourth District.</b>					Robert J. Allen of Newton.	Alfred R. Guzzi of Newton.		All Others.	Blanks.	Total Vote.	
NEWTON: Wards 1, 2, 3, 7 . . . . .				915	1174	-	1717	3806			
<b>Fifth District.</b> No nomination Scattering votes . . . . .				1	<b>Sixth District.</b>		Jeremiah J. Healy of Natick.	All Others.	Blanks.	Total Vote.	
					Natick	971	331	1302			
<b>Seventh District.</b>		Thomas J. Flannery of Waltham.	Leo P. Landry of Watertown.	Daniel Joseph Clifford of Watertown.	Paul K. Connolly of Waltham.	John H. Dierdis of Watertown.	John P. Gallagher of Watertown.	Joseph M. Maher of Waltham.			
WALTHAM . . . . .	2471	2176	258	1892	257	378	1720				
Watertown . . . . .	389	2906	1968	733	1306	2352	184				
Totals . . . . .	3460	5082	2226	2625	1563	2730	1904				
<b>Seventh District — Con.</b>		Joseph D. McCarthy of Waltham.	Francis J. Norton of Waltham.	Joseph A. O'Dea of Waltham.	William H. Regan of Watertown.	All Others.	Blanks.	Total Vote.			
WALTHAM . . . . .	1855	243	465	106	111	2065	13886				
Watertown . . . . .	219	130	77	1061	2082	4147	14007				
Totals . . . . .	2074	373	542	1167	2187	27893					

**DEMOCRATIC.**  
*Representatives in the General Court — Continued.*  
**County of Middlesex — Continued.**

<b>Eighth District.</b>		Samuel S. Cunn of Framingham	Joseph E. Haley of Holliston.	John J. Sweeney, Jr., of Framingham.	D. Joseph Sullivan of Hopkinton.	George V. Sullivan of Ashland.	All Others	Blanks.	Total Vote
Ashland . . . . .		13	22	45	16	174		120	390
Framingham . . . . .		391	405	1467	233	595		1135	4226
Holliston . . . . .		4	140	45	11	30		108	338
Hopkinton . . . . .		6	39	84	180	70		159	538
<b>MARLBOROUGH:</b>									
Ward 1 . . . . .		34	50	147	69	69		147	516
Sherborn . . . . .		4	6	18	4	11		33	76
<b>Totals . . . . .</b>		<b>452</b>	<b>662</b>	<b>1706</b>	<b>513</b>	<b>949</b>		<b>1702</b>	<b>5984</b>

<b>Ninth District.</b>		John F. Manning of Marlborough.	Jeremiah J. DeLan of Marlborough.	Stephen A. Murphy of Marlborough.	All Others	Blanks.	Total Vote.
<b>MARLBOROUGH:</b>							
Wards 2, 3, 4, 5, 6, 7 . . . . .		1321	349	37		72	1829

<b>Tenth District.</b>		John A. Driscoll of Maynard.	William P. Walsh of Hudson.	All Others.	Blanks.	Total Vote.
Boxborough . . . . .		17			1	18
Hudson . . . . .		129	679		33	841
Maynard . . . . .		542	38		233	603
Stow . . . . .		12	9		3	24
<b>Totals . . . . .</b>		<b>700</b>	<b>726</b>		<b>60</b>	<b>1486</b>

<b>Eleventh District.</b>		David T. Kinsley of Acton.	All Others.	Blanks.	Total Vote.
Acton . . . . .		52		44	96
Bedford . . . . .		5		6	11
Carlisle . . . . .		1		324	324
Chelmsford . . . . .		3		24	27
Littleton . . . . .		1		78	79
Westford . . . . .		1			
<b>Totals . . . . .</b>		<b>60</b>	<b>1</b>	<b>476</b>	<b>537</b>

<b>Twelfth District.</b>		John L. Cotter of Pepperell.	All Others.	Blanks.	Total Vote.
Ashby . . . . .		4		3	7
Ayer . . . . .		92		60	152
Dunstable . . . . .		1		3	4
Groton . . . . .		33	1	13	47

<b>Twelfth District — Con.</b>		John L. Cotter of Pepperell.	All Others.	Blanks.	Total Vote.
Pepperell . . . . .		36		24	60
Shirley . . . . .		47		14	61
Townsend . . . . .		37		11	48
Tyngsborough . . . . .		19		11	30
<b>Totals . . . . .</b>		<b>270</b>	<b>1</b>	<b>139</b>	<b>410</b>

<b>Thirteenth District.</b>		*Charles F. Flannery of West Concord	All Others.	Blanks.	Total Vote.
Concord . . . . .		267		59	326
Lincoln . . . . .		34		8	42
Sudbury . . . . .		129		8	137
Wayland . . . . .		96		55	151
Weston . . . . .		99		50	149
<b>Totals . . . . .</b>		<b>525</b>	<b>1</b>	<b>180</b>	<b>705</b>

\*Charles F. Flannery of West Concord nominated; Thomas F. Garrity, Jr. of Concord substituted.

**DEMOCRATIC.**  
*Representatives in the General Court — Continued.*

**County of Middlesex — Continued.**

<b>Fourteenth District.</b>		Clarence A. Brien of Lowell.	James E. Felton of Lowell.	Leon W. Lamoureux of Lowell.	John J. Lane of Lowell.	Thomas J. Markham of Lowell.	George W. Murray of Lowell.	Margaret Sullivan of Lowell.	Horace A. Trudel of Lowell.	All Others.	Blanks.	Total Vote.
LOWELL:	Wards 3, 4, 6, 7, 8	1593	1606	979	1513	2085	1552	1426	913	-	4101	15768
<b>Fifteenth District.</b>				George T. Ashe of Lowell.	Hubert L. McLaughlin of Lowell.	William Joseph Carroll of Lowell.	John J. Cassidy of Lowell.	Maurice D. Condray of Lowell.	Cornelius Desmond of Lowell.			Patrick Joseph Duffy of Lowell.
LOWELL:	Wards 1, 2, 10, 11			3397	3122	311	343	1854	2744			1174
<b>Fifteenth District — Con.</b>				Eric A. Forsten of Lowell.	Thomas F. Maher of Lowell.	Timothy C. Moynihan of Lowell.	George W. O'Hare of Lowell.	All Others.	Blanks.			Total Vote.
LOWELL:	Wards 1, 2, 10, 11			115	845	718	1874	-	2581			19078
<b>Sixteenth District.</b>		Howard J. Hall of Lowell.	All Others.	Blanks.	Total Vote.	<b>Seventeenth District.</b>		Thomas F. Murphy of Billerica.	All Others.	Blanks.	Total Vote.	
LOWELL:	Wards 5, 9	1967	-	504	2471	Billerica	253	253	1	159	412	
						Burlington	284	284	1	245	530	
						Dracont	132	132	1	80	213	
						Tewksbury	143	143	1	74	217	
						Wilmington	123	123	1	89	212	
						Totals	935	935	12	647	1584	
<b>Eighteenth District.</b>				William H. Flaherty of Woburn.	Thomas J. Power of Woburn.	All Others.	Blanks.	Total Vote.				
North Reading				115	96		223	434				
Reading				185	166		195	546				
WOBURN				2084	1838		1977	5906				
Totals				2384	2100		2395	6886				
<b>Nineteenth District.</b>		Eugene J. Sullivan of Wakefield.	Charles F. Young of Wakefield.	All Others.	Blanks.	Total Vote.						
Wakefield		807	355	29	76	1267						

**DEMOCRATIC.**  
*Representatives in the General Court — Continued.*  
**County of Middlesex — Continued.**

<b>Twentieth District.</b>																	
EVERETT	.	.	.	.	.	2581	1018	91	1223	1373	229	958	2	All Others.	2515	9990	
								Albert E. Morris of Everett.	Laurence C. Bleiler of Everett.	George W. Dimmock of Everett.	Louis Einfanto of Everett.	W. Henry Finnegan of Everett.	James J. Irwin of Everett.	Leo T. Pierce of Everett.			
<b>Twenty-First District.</b>																	
MALDEN	.	.	.	.	.	1797	1686	2044	1003	1528	517	1	All Others.	5831	14406		
								Leonard C. Cauty of Malden.	Daniel E. Connell, Jr. of Malden.	James B. Connors of Malden.	James Coyne of Malden.	Timothy P. Duffy of Malden.	Edward B. Lamplier of Malden.				
<b>Twenty-Second District.</b>																	
No nomination.																	
Scattering votes																	13
<b>Twenty-Third District.</b>																	
SOMERVILLE: Ward 2	.	.	.	.	.	1375	97	200	528	1289	40	—	All Others.	210	3739		
								Edward T. Brady of Somerville.	Joseph Bretta of Somerville.	Thomas P. Donagan of Somerville.	Thomas L. Finn of Somerville.	George J. Moran of Somerville.	Dennis J. Murphy of Somerville.				
<b>Twenty-Fourth District.</b>																	
SOMERVILLE: Wards 1, 3, 4, 5	.	.4014	5772	2948	527	2682	2940	3965	498	1206	—	—	All Others.	9339	33900		
		G. Edward Bradley of Somerville.	Paul A. McCarthy of Somerville.	Joseph J. Borgatti of Somerville.	George W. Doughty of Somerville.	Catherine F. Falvey of Somerville.	Arthur P. Fitzgerald of Somerville.	Walter J. Moran of Somerville.	Arthur O'Rourke of Somerville.	Patrick H. Ryan of Somerville.							
<b>Twenty-Fifth District.</b>																	
SOMERVILLE: Wards 6, 7	.	.	.	.	.	.	1962	1754	2	2030	—	—	All Others.	5748			
								Charles A. Campbell of Somerville.	Joseph P. Murray of Somerville.								
<b>Twenty-Sixth District.</b>																	
MEDFORD	.	.	.	.	.	426	769	2032	3257	1759	529	2937	1566	1	All Others.	5091	18366
								Joseph Barletta of Medford.	John J. Ciogliano, Jr. of Medford.	Cornelius B. Harrington of Medford.	George P. Hassett of Medford.	James P. Higgins of Medford.	Walter J. Hunt of Medford.	Frederick T. McDermott of Medford.	Lawrence W. O'Brien of Medford.		

**DEMOCRATIC.**  
*Representatives in the General Court — Continued.*  
**County of Middlesex — Concluded.**

**Twenty-Seventh District.**  
 No nomination.  
 Scattering votes . . . . .

<b>Twenty-Eighth District.</b>		Edgar T. Chester of Arlington.	Joseph J. Delaney of Arlington.	Albert D. Leary of Arlington.	All Others	Blanks.	Total Vote
Arlington	.	781	1665	1441		1833	5720
Lexington	.	91	158	154		351	754
<b>Totals</b>	.	<b>872</b>	<b>1823</b>	<b>1595</b>		<b>2184</b>	<b>6474</b>

<b>Twenty-Ninth District.</b>		Peter J. Case of Winchester.	All Others.	Blanks.	Total Vote.	<b>County of Nantucket.</b>	
						<b>First District.</b>	
						No nomination.	
						Scattering votes . . . . .	
Winchester	.	70	1	553	624		38

<b>First District.</b>		William J. Carpenito of Dedham.	R. Minturn Sedgwick of Dedham.	All Others.	Blanks.	Total Vote.
Dedham	.	682	676		1130	2488
Needham	.	109	161		226	496
Wellesley	.	186	226		446	858
<b>Totals</b>	.	<b>977</b>	<b>1063</b>		<b>1802</b>	<b>3842</b>

<b>Second District.</b>		John P. Hickey of Brookline.	James G. Hyland of Brookline.	All Others.	Blanks.	Total Vote.
Brookline	.	1909	1492	33	5869	9308

<b>Third District.</b>		Francis Adams Crocker of Quincy.	George M. Leary of Quincy.	John R. Shaughnessy of Quincy.	All Others.	Blanks.	Total Vote.
QUINCY: Wards 1, 2, 3	.	455	827	1794		2026	5102

**DEMOCRATIC.**  
*Representatives in the General Court — Continued.*  
**County of Norfolk — Continued.**

<b>Fourth District.</b>		Frederick L. Farrell of Quincy.	Maurice B. Kearney of Quincy.	John A. Knight of Quincy.	Mario J. Praderio of Quincy.	— All Others.	Blanks.	Total Vote.
QUINCY: Wards 4, 5, 6 . . . . .	1034	776	535	371	—	1784	4500	
<b>Fifth District.</b>		Everett E. Callahan of Weymouth.	William M. J. Mc- Donald of Wey- mouth.			— All Others.	Blanks.	Total Vote.
Weymouth . . . . .	313	516			—	Blanks.	911	
<b>Sixth District.</b>		Joseph P. Barrett of Braintree.	John F. Leetch of Braintree.			— All Others.	Blanks.	Total Vote.
Braintree . . . . .	303	138			—	75	516	
<b>Seventh District.</b>		Francis G. O'Neill of Milton.	Sylvester Edward Sullivan of Mil- ton.			— All Others.	Blanks.	Total Vote.
Milton . . . . .	793	386			—	144	1323	
<b>Eighth District.</b>		Harry B. Butters of Norwood.	Francis C. Foley of Norwood.	Martin J. Foley of Norwood.	Thomas A. Kerr of Norwood.	— All Others.	Blanks.	Total Vote.
Norwood . . . . .	1318	680	69	170	—		55	2292
Walpole . . . . .	383	183	18	29	—		22	635
Totals . . . . .	1701	863	87	199	—		77	2927
<b>Ninth District.</b>				Theodore S. Lud- dington of Ran- dolph.			Blanks.	Total Vote.
Avon . . . . .			92	—		57	149	
Holbrook . . . . .			104	—		58	162	
Randolph . . . . .			543	—		155	698	
Totals . . . . .			739	—		270	1009	

**DEMOCRATIC.**  
*Representatives in the General Court — Continued.*  
**County of Norfolk — Concluded**

Tenth District.		James M. J. Hurley of Sharon.	Thomas D. Mullin of Canton.	William O'Leary of Sharon.	All Others.	Blanks	Total Vote.
Canton . . . . .		49	624	123	1	28	824
Sharon . . . . .		38	21	332		7	298
Stoughton . . . . .		237	272	243	1	44	767
<b>Totals</b> . . . . .		<b>324</b>	<b>917</b>	<b>568</b>	<b>1</b>	<b>79</b>	<b>1889</b>

Eleventh District.]		John B. C'atalko of Franklin.	William N. Con- nelly of Franklin.	Robert E. Hill of Franklin.	All Others.	Blanks	Total Vote.
Foxborough . . . . .		47	41	16	1	26	131
Franklin . . . . .		259	217	32		21	529
Norfolk . . . . .		15	20	11		3	49
Plainville . . . . .		10	8	1		1	22
Wrentham . . . . .		34	29	12		10	85
<b>Totals</b> . . . . .		<b>365</b>	<b>315</b>	<b>73</b>	<b>1</b>	<b>62</b>	<b>816</b>

Twelfth District.							Total Vote.
No nomination.							
Scattering votes . . . . .							13

**County of Plymouth.**

First District.							Total Vote.
No nomination.							
Scattering votes . . . . .							6

Second District.		George W. Duffey (?) of Scituate.	James H. Dwyer of Scituate.	All Others.	Blanks.	Total Vote.
Duxbury . . . . .		19	23		11	53
Kingston . . . . .		23	19		25	67
Marshfield . . . . .		16	29		13	63
Norwell . . . . .		7	15		5	27
Pembroke . . . . .		17	23		3	53
Scituate . . . . .		141	109		30	280
<b>Totals</b> . . . . .		<b>223</b>	<b>223</b>	<b>1</b>	<b>97</b>	<b>543</b>

(\*)Chosen in convention by Town Committees.

Third District.		Harold W. Harrigan of Hull.	George D. Scully of Hingham.	All Others.	Blanks.	Total Vote.
Cobasset (Norfolk County) . . . . .		17	26	35	21	99
Hingham . . . . .		20	249		32	301
Hull . . . . .		114	59	3	58	234
<b>Totals</b> . . . . .		<b>151</b>	<b>334</b>	<b>38</b>	<b>111</b>	<b>634</b>



**DEMOCRATIC.**  
*Representatives in the General Court — Continued.*  
**County of Plymouth — Concluded.**

Fourth District.			Arthur H. Marks of Rockland.			
Hanover	.	.	.	.	31	38
Hanson	.	.	.	.	43	60
Rockland	.	.	.	.	404	505
Totals	.	.	.	.	478	603
				- - - -	All Others.	
						17 7
						101 125
						Blanks.
						Total Vote.

Fifth District.			John J. McCarthy of Whitman.	Joseph H. Slattery of Whitman.		
Abington	.	.	.	.	151	451
Whitman	.	.	.	.	337	591
Totals	.	.	.	.	488	1042
					- - - -	All Others.
						53 30 83
						Blanks.
						Total Vote.

Sixth District.		John B. Thorndike of East Bridge- water.	All Others.	Blanks.	Total Vote.	Seventh District.	
Bridgewater	.	189	.	52	241	No nomination.	
East Bridgewater	.	146	.	33	179	Scattering votes . . . . .	
Halifax	.	15	.	9	24		32
Plympton	.	9	.	10	19		
West Bridgewater	.	39	.	10	49		
Totals	.	398	.	114	512		
						Eighth District.	
						Patrick H. Butler of Brockton.	
						All Others.	
						Blanks.	
						Total Vote.	
						BROCKTON: Wards 3, 4 . . . . .	54 5 1206 1265

Ninth District.		Joseph H. Downey of Brockton.	John J. Whalen of Brockton.	Gerald P. Drohan of Brockton.	Walter F. Hall of Brockton.	Daniel C. Moyni- han of Brockton.	Edward F. Pender- gast of Brockton.		
BROCKTON: Wards 1, 2, 5 . . . . .	2226	1479	673	149	527	1001	- - - -	All Others.	
									627
									Blanks.
									Total Vote.
									6682

Tenth District.		Charles McCaffrey of Brockton.	Felix S. Duksta of Brockton.	John P. Lyons of Brockton.		
BROCKTON: Wards 6, 7 . . . . .	1543	454	694	- - - -	All Others.	
						69
						Blanks.
						Total Vote.
						2760

**DEMOCRATIC.**  
*Representatives in the General Court — Continued.*  
**County of Suffolk.**

<b>First District.</b>		Thomas E. Barry of Boston.	Enrico Cappucci of Boston.	Patrick Avorsa of Boston.	William M. Bagley of Boston.	Louis A. Balbani of Boston.	Nunzio A. Bonaccorso of Boston.	Joseph Bosco of Boston.	Philip J. Camerlengo of Boston.	Thomas A. Carey of Boston.	James S. Coffey of Boston.	Antonio De Stefano of Boston.
Boston:	Ward I . . . . .	2759	7155	78	1923	252	1760	2105	1694	2320	3135	432
<b>First District — Con.</b>		Robert Dismore of Boston.	Susan K. Donovan of Boston.	Frank Ovidio Capanente of Boston.	Walter A. Harvey of Boston.	Ennnett J. Kelly of Boston.	John J. Krohane of Boston.	Walter T. McDonald of Boston.	Patrick H. Pignato of Boston.	Michael A. Portazzo of Boston.	Francis R. Precopio of Boston.	Thomas R. Rawson of Boston.
Boston:	Ward 1 . . . . .	769	3156	1149	241	503	789	458	410	425	22	51
<b>First District — Con.</b>		Michael Mario Russo of Boston.	J. Gerard Ryan of Boston.	Joseph A. Saponaro of Boston.	William J. Shields of Boston.	Friedrick Stefano of Boston.	Ernest J. Struzziero of Boston.	Mario Umama of Boston.	Frank Zuccaro of Boston.	All Others.	Blanks.	Total Vote.
Boston:	Ward I . . . . .	402	849	81	722	1825	237	1512	156	—	7315	41685
<b>Second District.</b>		Nicholas J. Brennick of Boston.	Frank E. Casey of Boston.	David M. Cleary of Boston.	Bartholomew J. Connors of Boston.	Malachy T. Coughlin of Boston.	Daniel William Crowley of Boston.	Augustus T. Cunio, Jr., of Boston.	James L. Fitzgerald of Boston.	James Joseph Fitzgibbons of Boston.	Walter V. Grady of Boston.	William L. Kilduff of Boston.
Boston:	Ward 2 . . . . .	1457	136	1416	218	76	92	164	115	50	43	50
<b>Second District — Con.</b>		James J. Killey of Boston.	Arthur F. Loftus of Boston.	James J. Lyons of Boston.	William J. Magner of Boston.	William P. Manley of Boston.	James F. McClellan, Jr., of Boston.	James P. McDeyitt of Boston.	James J. Mellen of Boston.	John P. Murphy of Boston.	Raphael Murphy of Boston.	
Boston:	Ward 2 . . . . .	1517	405	721	177	357	81	1757	2989	252		36
<b>Second District — Con.</b>		Daniel J. O'Connell of Boston.	David F. Powers of Boston.	Joseph M. Sasso of Boston.	Chester J. Saunders of Boston.	A. Thomas Smith of Boston.	William D. Sweeney of Boston.	Bernard F. Tague, Jr., of Boston.	All Others.	Blanks.	Total Vote.	
Boston:	Ward 2 . . . . .	698	1338	191	195	102	976	1113	20	3406	20113	

DEMOCRATIC.

Representatives in the General Court — Continued.

County of Suffolk — Continued.

<b>Third District.</b>		George Leary of Boston.	James David Assaf of Boston.	Michael Bevilacqua of Boston.	Edmund E. Capodilupo of Boston.	Albert H. Chase of Boston.	Wady A. David of Boston.	Harry K. Einstein of Boston.	William F. Flaherty of Boston.	Thomas Khoury of Boston.	George T. Lamigan of Boston.	Frank M. Leonard of Boston.
BOSTON:		3485	457	1326	2330	132	70	299	1726	197	2210	2459
<b>Third District — Con.</b>		Edward J. McLaughlin of Boston.	Herbert Palladino of Boston.	Gabriel Francis Piemonte of Boston.	Isidore Sacchary of Boston.	Joseph W. Scally of Boston.	Cyrus J. Shannon of Boston.	Joseph S. Solnick of Boston.	Woodrow W. Verchia of Boston.	All Others.	Blanks.	Total Vote.
BOSTON:		461	52	1779	48	492	135	93	167	—	5138	23056
<b>Fourth District.</b>		John A. Cronin of Boston.	Arthur R. Fitzpatrick of Boston.	Arthur Edward Gorman of Boston.	Edward Joseph O'Brien of Boston.	Elias J. Stewart of Boston.	All Others.	Blanks.	Total Vote.			
BOSTON:		981	727	602	1114	351	—	2503	6273			
<b>Fifth District.</b>		J. Lawrence Lombard of Boston.	George L. Pasqua of Boston.	All Others.	Blanks.	Total Vote.						
BOSTON:		1558	1133	—	2511	5202						
<b>Sixth District.</b>		John B. Wenzler of Boston.	Joseph G. P. Ashman of Boston.	Fred F. A. Carroll of Boston.	Frank E. Donnellan of Boston.	John E. Flaherty of Boston.	William H. Flanagan of Boston.	William D.J. Griffin of Boston.	Salvatore J. Guaragna of Boston.	Joseph Thomas MacInery of Boston.		
BOSTON:		3302	44	331	1650	964	2118	1183	1243	264		
<b>Sixth District — Con.</b>		William F. Mahoney of Boston.	Edmund F. Numan of Boston.	Edward J. Powers of Boston.	John E. Powers of Boston.	Sebastian M. Ruggieri of Boston.	George V. Scanlon of Boston.	All Others.	Blanks.	Total Vote.		
BOSTON:		305	865	700	2756	359	186	—	3566	19836		

**DEMOCRATIC.**  
*Representatives in the General Court — Continued.*

**County of Suffolk — Continued.**

<b>Seventh District.</b>		Thomas E. Linehan of Boston.	Leo J. Sullivan of Boston.	Patrick L. Connolly of Boston.	James G. Hourihan of Boston.	Warren H. Jourmay of Boston.	Richard A. Kelly of Boston.	Thomas M. King of Boston.	Elizabeth Ann Montgomery of Boston.	Peter J. Powilat of Boston.	All Others.	Blanks.	Total Vote.	
BOSTON: Ward 7		3818	3712	993	170	587	3275	129	2064	741	1	4009	19498	
<b>Eighth District.</b>		George F. Mc- Mahon of Boston.	Samuel Bonaccorso of Boston.	Richard K. Boyle of Boston.	Joseph Di Salvatore of Boston.	Margaret M. Dis- coll of Boston.	John W. Drury of Boston.	Ernest William Dul- lea of Boston.	Harry E. Eaton of Boston.	Vincent A. Falcone of Boston.	Joseph Graglia of Boston.	Jeremiah J. Hurley of Boston.	Thomas Joseph Kir- by of Boston.	
BOSTON: Ward 8		2651	375	586	63	253	78	2043	106	195	1478	416	455	
<b>Eighth District — Con.</b>		Thomas J. Kurey of Boston.	Harold R. Lynch of Boston.	Angus MacLean of Boston.	Dennis McCarthy of Boston.	Thomas L. McEon- ald of Boston.	Stephen F. Mon- ahan of Boston.	Joseph Ragusa of Boston.	George P. Tobin of Boston.	John W. Travers of Boston.	All Others.	Blanks.	Total Vote.	
BOSTON: Ward 8		255	330	291	316	736	79	109	377	977	1	3333	15502	
<b>Ninth District.</b>		John J. Claven of Boston.	David M. Owens of Boston.	Maurice Patrick Casey of Boston.	Harold E. Crosby of Boston.	Michael J. Keenan of Boston.	William Long, Jr. of Boston.	Herbert S. Mc- Clintchy of Bos- ton.	Joseph H. Nelson of Boston.	Francis W. Nychan of Boston.	Silas F. Taylor of Boston.	All Others.	Blanks.	Total Vote.
BOSTON: Ward 9		2534	2516	253	326	264	374	403	616	1329	251	1	3120	11986
<b>Tenth District.</b>		Anthony A. Brod- erick of Boston.	Francis J. Casey of Boston.	Terence Casey of Boston.	Edward J. Dalton of Boston.	John J. Doyle, Jr. of Boston.	Charles H. Foley of Boston.	Peter J. Graham of Boston.	James Leo Kelly of Boston.	John Koney of Bos- ton.	Frederick P. Laffey of Boston.	John J. Loughrey of Boston.	Thomas Joseph Lynch of Boston.	Vincent Mannering of Boston.
BOSTON: Ward 10		1519	226	231	226	560	1402	1715	101	36	319	139	173	1676
<b>Tenth District — Con.</b>		Henry L. Mawn of Boston.	James J. McMahon of Boston.	William E. Molloy of Boston.	Alfred J. Moore of Boston.	John J. Moynehan, Jr., of Boston.	John F. Ryan of Boston.	Edward C. Sullivan of Boston.	John J. Walsh of Boston.	William J. Walsh of Boston.	All Others.	Blanks.	Total Vote.	
BOSTON: Ward 10		156	245	1152	1997	471	585	1484	645	221	1	3309	18588	

DEMOCRATIC.  
*Representatives in the General Court — Continued.*

County of Suffolk — Continued.

<b>Eleventh District.</b>		William E. Mooney of Boston.	Francis F. Cahnel of Boston.	William Dever of Boston.	Timothy C. Donoherty of Boston.	Joseph Joyce Donahue of Boston.	James P. Gallagher of Boston.	James Warren Grez of Boston.	Albert B. Goldman of Boston.	James B. Goldrick of Boston.	Matthew Francis Hanley of Boston.	Charles A. Harrington of Boston.	John Jack Hufnagel of Boston.	Anthony J. Jantosa of Boston.
BOSTON:	Ward 11 . . . . .	2160	612	235	881	290	378	345	159	677	1252	57	324	192
<b>Eleventh District — Con.</b>		George H. Kelley of Boston.	John F. McBirney of Boston.	Thomas F. McCready of Boston.	Timothy J. McDonough of Boston.	Alexander N. Revell of Boston.	Edward J. Schell of Boston.	James J. Sullivan of Boston.	Thomas A. Sullivan of Boston.	Richard T. Walsh of Boston.		All Others.	Blanks.	Total Vote.
BOSTON:	Ward 11 . . . . .	119	83	1577	1206	228	445	194	940	683	-	2938	15980	
<b>Twelfth District.</b>		Samuel H. Cohen of Boston.	Abraham I. Zimmon of Boston.	Milton Cook of Boston.	John J. Creighton of Boston.	John Harris of Boston.	David Hoffman of Boston.	James W. Hogan of Boston.	Harry Kahus of Boston.	Louis K. Nathanson of Boston.		All Others.	Blanks.	Total Vote.
BOSTON:	Ward 12 . . . . .	768	1277	1228	1125	650	64	752	1509	719	-	2630	10722	
<b>Thirteenth District.</b>		Thomas F. Coyne of Boston.	Thomas J. Hannon, Jr., of Boston.	William Charles Ellis of Boston.	William Joseph Cannon, Jr., of Boston.	Eugene Patrick Irwin, Jr., of Boston.	Walter J. Kelley of Boston.	James F. McDermot, Jr., of Boston.						
BOSTON:	Ward 13 . . . . .	2785	3909	981	843	408	170	247						
<b>Thirteenth District — Con.</b>		Leo J. Morrissey of Boston.	John A. Pusinelli of Boston.	Gerald F. Scally of Boston.	Thomas J. Spring of Boston.	All Others.	Blanks.	Total Vote.						
BOSTON:	Ward 13 . . . . .	1336	170	1185	1896	1	3223	17154						
<b>Fourteenth District.</b>		Isadore Appell of Boston.	George J. Bergman of Boston.	James Brown of Boston.	Jacob Charlhoff of Boston.	Charles Kaplan of Boston.	Morris Kritzman of Boston.	Eli Y. Krovitsky of Boston.	Wilfred S. Mirsky of Boston.					
BOSTON:	Ward 14 . . . . .	893	260	1373	238	2265	2548	663	841					

**DEMOCRATIC.**  
*Representatives in the General Court — Continued.*  
**County of Suffolk — Continued.**

<b>Fourteenth District — Con.</b>																											
<b>BOSTON:</b> Ward 14				Sidney L. Preenovitz of Boston.	150	Henry N. Silk of Boston.	1415	Jacob Simblist of Boston.	39	Saul D. Swartz of Boston.	166	All Others.	1	3420	14272	Total Vote.											
<b>Fifteenth District.</b>																											
<b>BOSTON:</b> Ward 15		Francis X. Coyne of Boston.	3185	John Henry Carroll of Boston.	3462	Martin Comella of Boston.	383	James R. De Voe of Boston.	125	John J. Donnelly of Boston.	114	John J. Hunt of Boston.	379	Louis T. Maloney of Boston.	397	Lester J. McCarthy of Boston.	930	2520	George H. Mitchell, Jr., of Boston.								
<b>Fifteenth District — Con.</b>																											
<b>BOSTON:</b> Ward 15		Albert J. Murphy of Boston.	287	Clarence Quinn of Boston.	78	Thomas F. Reilly of Boston.	1664	John Anthony Rilovich of Boston.	501	Cornelius R. Sullivan of Boston.	845	All Others.	1	3428	18298	Blanks.	Total Vote.										
<b>Sixteenth District.</b>																											
<b>BOSTON:</b> Ward 16		Bernard P. Casey of Boston.	2787	David J. Concannon of Boston.	1193	Anna F. Corbett of Boston.	433	James P. Curran of Boston.	116	John L. Doran of Boston.	665	Edward Joseph Fagan of Boston.	1423	Anthony J. Farina of Boston.	889	James F. Galvin of Boston.	137	John Malachi Gately of Boston.	615	John F. McCarthy, Jr., of Boston.	1317	Philip McMorrow of Boston.	2483	Frank J. Mitchell of Boston.	534		
<b>Sixteenth District — Con.</b>																											
<b>BOSTON:</b> Ward 16		Donald T. Muirhead of Boston.	424	Edward J. Mulligan, Jr., of Boston.	1974	Frank M. Norton of Boston.	1246	James H. Norton of Boston.	478	John J. Quigley of Boston.	153	Gerald Francis Ryan of Boston.	155	Daniel Patrick Sweeney, Jr., of Boston.	1155	George A. Symes of Boston.	34	Joseph Leo Lane of Boston.	547	All Others.	1	3616	22374	Blanks.	Total Vote.		
<b>Seventeenth District.</b>																											
<b>BOSTON:</b> Ward 17		Patrick Gilbert Sullivan of Boston.	2788	John E. Troy, Jr. of Boston.	3303	James H. Dixon of Boston.	1169	John T. Gibbons of Boston.	420	Richard P. Hegarty of Boston.	644	Robert J. Keif of Boston.	572	Gertrude E. Mansfield of Boston.	1361	Thomas Emmett Martin of Boston.	967	John Hubert McLaughlin of Boston.	891	William J. O'Malley of Boston.	1066	All Others.	1	2937	16118	Blanks.	Total Vote.



**DEMOCRATIC.**  
*Representatives in the General Court — Continued.*  
**County of Suffolk — Concluded.**

<b>Twentieth District — Con.</b>		Lawrence O. Mahoney of Boston.	William M. Mahoney of Boston.	Roderick L. O'Handly of Boston.	Patrick John Sullivan of Boston.	James L. Valley of Boston.	All Others.	Blanks.	Total Vote.			
BOSTON:	Ward 20 . . . . .	1325	330	1045	635	1949	1	2396	15602			
<b>Twenty-First District.</b>		James Pierce Blake of Boston.	Charles D. Driscoll of Boston.	Francis A. McLaughlin of Boston.	Arthur L. O'Donnell of Boston.	All Others.	Blanks.	Total Vote.				
BOSTON:	Ward 21 . . . . .	438	2361	257	526	1	780	4363				
<b>Twenty-Second District.</b>		Patrick W. Andrew of Boston.	William F. Bennett, Jr. of Boston.	Jeremiah D. W. Crowley of Boston.	Michael J. Cunniff of Boston.	William J. Kelly of Boston.	James H. Mulloy of Boston.	Paul E. Seymour of Boston.	John J. Sullivan of Boston.	All Others.	Blanks.	Total Vote.
BOSTON:	Ward 22 . . . . .	66	1762	2492	79	178	1392	985	1581	1	338	8873
<b>Twenty-Third District.</b>		Joseph A. Melley of Chelsea.	All Others.	Blanks.	Total Vote.	<b>Twenty-Fourth District.</b>		George A. Innes of Chelsea.	Edward A. McCarthy of Chelsea.	All Others.	Blanks.	Total Vote.
CHELSEA:	Wards 1, 2, 3 . . . . .	2982	1	1012	3994	CHELSEA:	Wards 4, 5 . . . . .	1238	1222	1	223	2683
<b>Twenty-Fifth District.</b>		William H. J. Rowan of Revere.	Richard D. Armstrong of Revere.	Alexander J. Drinkwater of Revere.	Peter J. Jordan of Revere.	Louis E. Mahoney, Jr. of Revere.	Thomas F. Tibbets of Revere.	All Others.	Blanks.	Total Vote.		
REVERE	. . . . .	1510	547	1035	1225	462	582	1	1891	7252		
<b>Twenty-Sixth District.</b>		<b>County of Worcester.</b>										
No nomination Scattering votes . . . . .		294		<b>First District.</b>								
				Athol . . . . .	260	Joseph H. Higgins of Barre . . . . .	100	All Others . . . . .	75	Blanks . . . . .	10	Total Vote . . . . .
				Petersham . . . . .	19		1		1		20	
				Phillipston . . . . .	31		7		7		38	
				Totals . . . . .	410		93		93		503	



**DEMOCRATIC.**  
*Representatives in the General Court — Continued.*  
**County of Worcester — Continued.**

Second District.		Fred A. Blake of Gardner.	Norman B. Dupuis of Gardner.	William B. Leonard of East Templeton.	All Others.	Blanks.	Total Vote
GARDNER . . . . .		612	554	202	1	610	1978
Hubbardston . . . . .		10	8	10	1	16	44
Royalston . . . . .		26	8	22	1	18	74
Rutland . . . . .		205	43	23	1	58	290
Templeton . . . . .		83	48	129	1	128	388
Winchendon . . . . .		95	68	36	1	85	284
Totals . . . . .		902	729	422	1	915	2968

Third District.		J. Henry Morin of Spencer.	All Others.	Blanks.	Total Vote
Hardwick . . . . .		139	1	105	244
New Braintree . . . . .		14	1	2	16
North Brookfield . . . . .		77	1	40	117
Oakham . . . . .		4	1	1	4
Paxton . . . . .		20	1	3	25
Spencer . . . . .		181	1	60	241
Totals . . . . .		435	1	212	647

Fourth District.		Edmund A. Ryan of Southbridge.	Frederic W. Schlosstein of Warren.	Valmore P. Treat of Southbridge.	All Others.	Blanks.	Total Vote
Brookfield . . . . .		57	21	37	1	55	180
Charlton . . . . .		31	12	1	1	28	72
East Brookfield . . . . .		29	24	1	1	44	102
Southbridge . . . . .		819	317	918	1	1420	3482
Sturbridge . . . . .		40	20	40	1	90	190
Warren . . . . .		35	45	33	1	87	200
West Brookfield . . . . .		35	26	12	1	35	98
Totals . . . . .		1046	465	1030	14	1769	4324

Fifth District.		Joseph N. O'Keane of Dudley.	Lawrence J. Dugan of Webster.	Manford R. Spalding of Auburn.	Charles N. Turner of Oxford.	All Others.	Blanks.	Total Vote.
Auburn . . . . .		98	45	137	40	1	88	408
Dudley . . . . .		195	119	21	1	1	131	488
Leicester . . . . .		305	226	68	129	1	328	1056
Oxford . . . . .		183	40	36	295	1	200	754
Webster . . . . .		540	583	56	114	1	300	1594
Totals . . . . .		1321	1013	315	600	1	1047	4390

DEMOCRATIC.  
*Representatives in the General Court — Continued.*  
 County of Worcester — Continued

Sixth District.		Michael J. Conway of Millville.	Samuel Romasco of Uxbridge.	All Others.	Blanks.	Total Vote.
Douglas		17			5	22
Millbury		378	43		34	455
Millville		517	39		6	566
Sutton		99	42		15	156
Uxbridge		668	272		41	981
Totals		1679	396		107	2182

Seventh District.		Gaston A. Daoust of Northbridge.	All Others.	Blanks.	Total Vote.
Blackstone		901		539	1440
Hopedale		13		2	15
Mendon		12		7	19
Northbridge		164		41	205
Totals		1090		589	1679

Eighth District.		Arthur DePasquale of Milford.	Malcolm J. Solmon of Shrewsbury.	Michael Slaugh- nessy of Upton.	All Others.	Blanks.	Total Vote.
Grafton		76	180	112		258	626
Milford		736	476	746		1012	2970
Shrewsbury		65	306	96		291	758
Southborough		30	50	54		56	190
Upton		16	13	55		44	126
Westborough		41	112	122		161	436
Totals		964	1137	1183		1822	5106

Ninth District.		Joseph A. Bailey of Clinton.	Charles Dwight Briggs, Jr., of Princeton.	All Others.	Blanks.	Total Vote.
Berlin		16	10		12	38
Bolton		8	6		6	20
Boylston		12	9		13	34
Clinton		1690	1060		1680	4430
Harvard		25	21		34	80
Holden		92	103		149	344
Lancaster		59	46		61	166
Northborough		32	24		66	122
Princeton		11	22		25	58
Sterling		33	31		38	66
West Boylston		24	21		55	100
Totals		2002	1353		2103	5458

**DEMOCRATIC.**  
*Representatives in the General Court — Continued.*  
**County of Worcester — Continued.**

Tenth District.		Fred D. Beaudoin of Leominster.	Arthur V. Mahan of Leominster.	All Others.	Blanks.	Total Vote
ASHBURNHAM . . . . .		21	21	1	28	70
<b>FITCHBURG:</b>						
Ward 1 . . . . .		453	514	1	529	1496
<b>LEOMINSTER . . . . .</b>		<b>811</b>	<b>935</b>		<b>614</b>	<b>2360</b>
Westminster . . . . .		29	48		53	130
<b>Totals . . . . .</b>		<b>1314</b>	<b>1518</b>		<b>1224</b>	<b>4056</b>

Eleventh District.		John J. Gilmartin of Fitchburg.	Philip J. Lynch of Fitchburg.	James L. Bingley of Lunenburg.	Hubert F. Founo of Fitchburg.	James T. Violette of Fitchburg.	All Others.	Blanks.	Total Vote
<b>FITCHBURG:</b>									
Wards 2, 3, 4, 5, 6 . . . . .	.1011	1791	102	305	1610		1	941	5760
Lunenburg . . . . .	.18	32	12	3	28			19	112
<b>Totals . . . . .</b>	<b>.1029</b>	<b>1823</b>	<b>114</b>	<b>308</b>	<b>1638</b>		<b>1</b>	<b>960</b>	<b>5872</b>

Twelfth District.		Thirteenth District.	
No nomination.		No nomination.	
Scattering votes . . . . .	8	Scattering votes . . . . .	5

Fourteenth District.		James J. McCreel of Worcester.	Alfred A. Bianchi of Worcester.	All Others.	Blanks.	Total Vote.
<b>WORCESTER:</b>						
Ward 3 . . . . .		2434	2173	1	158	4765

Fifteenth District.		Charles A. Kelley of Worcester.	Joseph J. Grigaitis of Worcester.	Gerald C. O'Toole of Worcester.	All Others.	Blanks.	Total Vote.
<b>WORCESTER:</b>							
Ward 4 . . . . .		1657	1466	621	1	223	3967

Sixteenth District.		Charles F. Jeff Sullivan of Worcester.	Frank L. Demarski of Worcester.	John J. Kelley of Worcester.	William C. Krounialis of Worcester.	James J. Murphy of Worcester.	John H. Quinlan of Worcester.	All Others.	Blanks.	Total Vote
<b>WORCESTER:</b>										
Ward 5 . . . . .		1948	613	527	373	101	538	1	202	1302

DEMOCRATIC.

Representatives in the General Court — Concluded.

County of Worcester — Concluded.

Seventeenth District.					Nineteenth District.					
Worcester:	John J. Deedy of Worcester.	All Others.	Blanks.	Total Vote.	Worcester:	Anthony R. Doyle of Worcester.	All Others.	Blanks.	Total Vote	
Ward 6 . . . . .	1443	-	258	1701	Ward 8 . . . . .	1589	-	291	1880	
Eighteenth District.					Twentieth District.					
Worcester:	William D. Fleming of Worcester.	Theodore E. Pantis of Worcester.	All Others.	Blanks.	Total Vote	Worcester:	John D. Hoigan of Worcester.	All Others.	Blanks.	Total Vote
Ward 7 . . . . .	1589	302	-	108	1999	Ward 9 . . . . .	952	-	350	1302

Twenty-First District.

Worcester:	John H. Burke of Worcester.	Leon A. Ware of Worcester.	All Others.	Blanks.	Total Vote
Ward 10 . . . . .	822	183	-	179	1175

District Attorney.

Suffolk District.									
	William J. Foley of Boston.	John Martin Boyle of Boston.	Owen A. Gallagher of Boston.	Joseph L. Kaplan of Boston.	Malcolm E. Nichols of Boston.	David Zintz of Boston.	All Others.	Blanks.	Total Vote
BOSTON . . . . .	89965	2994	56732	3851	10943	1786	12	14396	180669
CHELSEA . . . . .	2715	135	2659	429	221	234	1	883	6676
REVERE . . . . .	1518	116	1253	154	142	65	1	378	3626
Winthrop . . . . .	639	91	642	68	100	26	1	118	1684
Totals . . . . .	94837	3336	60686	4502	11406	2111	12	15775	192655

Northern District.

	James J. Bruin of Lowell.	Joseph V. Carroll of Belmont.	George A. McLaughlin of Cambridge.	All Others.	Blanks.	Total Vote.
Acton . . . . .	21	32	18	1	24	96
Arlington . . . . .	306	1077	970	1	507	2860
Ashby . . . . .	12	12	1	1	2	4
Ashland . . . . .	25	63	48	1	59	195
Ayer . . . . .	58	31	18	1	45	152
Bedford . . . . .	14	19	15	1	14	62
Belmont . . . . .	76	1139	350	1	148	1713
Billerica . . . . .	197	73	69	1	73	412
Boxborough . . . . .	1	11	1	1	6	18
Burlington . . . . .	80	106	127	3	209	530
CAMBRIDGE . . . . .	1582	5424	10252	1	5102	22660
Carlisle . . . . .	1	7	2	1	1	11
Chelmsford . . . . .	193	51	43	1	37	324

DEMOCRATIC.  
District Attorney — Continued.

Northern District — Con.		James J. Bruin of Lowell.	Joseph V. Carroll of Belmont.	George A. McLaughlin of Cambridge.	All Others.	Blanks.	Total Vote.
Concord	54	78	109			85	326
Dracut	139	22	24			28	213
Dunstable	1	12	1			1	5
EVERETT	811	1747	1156			1281	4995
Frammingham	269	792	498			551	2113
Groton	20	12	10			5	47
Holliston	17	73	25			54	169
Hopkinton	42	83	61			83	269
Hudson	117	276	192			256	841
Lexington	43	126	100			108	377
Lincoln	5	22	8			7	42
Littleton	12	7	1			7	27
LOWELL	11241	1695	1789			2541	17266
MALDEN	661	1738	976			1427	4802
MARLBOROUGH	359	831	276			621	2087
Maynard	144	176	112		1	170	603
MEDFORD	931	2600	1487			1704	6122
MELROSE	147	184	101			173	605
Natick	159	470	256			417	1302
NEWTON	372	1380	689			928	3369
North Reading	39	67	31			77	217
Pepperell	23	12	12			13	60
Reading	65	90	53			65	273
Sherborn	3	13	4			18	38
Shirley	22	22	10			7	61
SOMERVILLE	1933	5159	6249		3	4569	17913
Stoneham	47	125	74			86	332
Stow	5	8	4			7	24
Sudbury	4	14	15			4	37
Tewksbury	123	25	33			36	217
Townsend	13	14	5			16	48
Tyngsborough	12	5	4			9	30
Wakefield	182	352	182		5	546	1267
WALTHAM	563	2163	996			920	4642
Watertown	367	2451	1111		1	739	4669
Wayland	22	59	33			37	151
Westford	47	8	11			13	79
Weston	12	70	21			46	149
Wilmington	61	46	38			67	212
Winchester	94	181	136		1	212	624
WOBURN	822	580	690		209	652	2953
Totals	22258	31813	20200		229	25116	108616

Eastern District.		Joseph Cussell of Lawrence.	Hyman Marcus of Salem.	Abner S. E. McCarthy of Lynn.	S. William Stanton of Lynn.	All Others.	Blanks.	Total Vote.
Amesbury	54	39	111	70			142	416
Andover	338	66	199	75			386	1064
BEVERLY	52	162	207	110			261	794
Boxford	6	-	-	3			4	13
Danvers	25	64	115	35			108	347
Essex	3	4	6	6			22	41
Georgetown	7	3	13	5			10	38
GLOUCESTER	55	99	171	77			276	678
Groveland	17	8	32	8			27	92
Hamilton	2	7	19	6			16	50
HAVERHILL	641	307	955	352			896	3151
Ipswich	21	90	43	31			60	245
LAWRENCE	8114	1745	4494	2266			4574	21193
LYNN	549	768	5915	5023			2540	14795
Lynnfield	6	12	49	19			29	115
Manchester	8	13	27	11			36	95
Marblehead	22	54	112	42			115	345
Merrimac	14	6	18	4			15	57
Methuen	655	135	291	158			433	1672
Middleton	3	15	9	8			3	38
Nahant	5	3	55	31			40	134
Newbury	5	3	11	3			11	33
NEWBURYPORT	64	44	215	69			314	706
North Andover	231	38	169	42			163	643

## DEMOCRATIC.

## District Attorney — Continued.

Eastern District — Con.		Joseph Cussell of Lawrence.	Hymen Marcus of Salem.	Alphonse E. McCarthy of Lynn.	S. William Stanton of Lynn.	All Others.	Blanks.	Total Vote.
PEABODY	.	255	772	1443	576		1240	4286
Rockport	.	4	10	21	6		31	72
Rowley	.	3	4	14	3		6	30
SALEM	.	170	1562	920	401		1061	4114
Salisbury	.	5	3	9	9		13	39
Saugus	.	65	35	292	227	1	220	840
Swampscott	.	22	37	252	109		120	540
Topsfield	.	2	2	2			6	12
Wenham	.	1	3	2	3		7	16
West Newbury	.	6	3	13	2		8	32
Totals	.	11430	6116	16204	9790	3	13193	56736

Southeastern District.		Alonzo Bartlett Greene of Quincy.	Daniel L. Kelleher, Jr., of Brockton.	All Others.	Blanks.	Total Vote.
Abington	.	49	294		108	451
Avon	.	10	105		34	149
Bellingham	.	46	82		51	179
Braintree	.	177	210		129	516
Bridgewater	.	31	180		30	241
BROCKTON	.	746	5524		1096	7366
Brookline	.	440	1718	1	942	3101
Canton	.	72	582		170	824
Carver	.	3	4		3	10
Cohasset	.	18	48		33	99
Dedham	.	242	627		375	1244
Dover	.	9	30		14	53
Duxbury	.	18	24		11	53
East Bridgewater	.	22	112		45	179
Foxborough	.	22	72	1	36	131
Franklin	.	151	221		157	529
Halifax	.	6	16		2	24
Hanover	.	3	28		7	38
Hanson	.	12	38		10	60
Hingham	.	54	171		76	301
Holbrook	.	15	101		46	162
Hull	.	43	126		65	234
Kingston	.	9	37		21	67
Lakeville	.	6	4			10
Marion	.	18	30		35	83
Marshfield	.	17	26		20	63
Mattapoisett	.	10	22		13	45
Medfield	.	20	56		42	118
Medway	.	29	101		65	195
Middleborough	.	43	135		51	229
Millis	.	26	97		86	209
Milton	.	258	722		343	1323
Needham	.	41	141		66	248
Norfolk	.	8	31		10	49
Norwell	.	10	11		6	27
Norwood	.	540	1365		387	2292
Pembroke	.	14	30		9	53
Plainville	.	8	11		3	22
Plymouth	.	27	96		94	217
Plympton	.	2	6		11	19
QUINCY	.	1976	1648		1177	4801
Randolph	.	85	467		146	698
Rochester	.		1			1
Rockland	.	55	339		111	505
Scituate	.	31	165		84	280
Sharon	.	30	178		90	298
Stoughton	.	66	353		148	767
Walpole	.	79	346		210	635
Wareham	.	23	92		64	179
Wellesley	.	95	216		118	429
West Bridgewater	.	8	35		6	49
Westwood	.	24	48		41	113
Weymouth	.	216	454		241	911
Whitman	.	42	397	2	150	591
Wrentham	.	17	46		22	85
Totals	.	6922	18219	4	7310	31555

DEMOCRATIC.  
District Attorney — Continued.

Southern District.		James P. McGuire, Jr., of Fall River.	John T. O'Neill of Taunton.	All Others.	Blanks.	Total Vote
Acushnet . . . . .		144	200	1	86	431
ATTLEBORO . . . . .		250	260		135	645
Barnstable . . . . .		42	74		69	185
Berkley . . . . .		30	37		13	80
Bourne . . . . .		10	7		16	33
Brewster . . . . .		7	4		3	14
Chatham . . . . .		24	17		37	78
Chilmark . . . . .		—	—		4	4
Dartmouth . . . . .		150	159		143	452
Dennis . . . . .		15	19		18	52
Dighton . . . . .		13	19		5	37
Eastham . . . . .		1	1		2	4
Easton . . . . .		87	129		89	305
Edgartown . . . . .		9	9		25	43
Fairhaven . . . . .		230	256		169	655
FALL RIVER . . . . .		11063	3642		2829	17534
Falmouth . . . . .		56	49		84	189
Freetown . . . . .		14	20		19	53
Gay Head . . . . .		4	1		21	26
Gosnold . . . . .		—	—		4	4
Harwich . . . . .		12	14		14	40
Mansfield . . . . .		75	61		58	194
Mashpee . . . . .		34	14		48	96
Nantucket . . . . .		25	12		64	101
NEW BEDFORD . . . . .		3896	4661		2281	10751
North Attleborough . . . . .		113	91		88	292
Norton . . . . .		20	38		9	67
Oak Bluffs . . . . .		15	10		24	49
Orleans . . . . .		4	3		1	11
Provincetown . . . . .		51	30		69	153
Raynham . . . . .		25	62		21	108
Rehoboth . . . . .		10	17		10	37
Sandwich . . . . .		15	22		34	71
Seekonk . . . . .		18	46		26	90
Somerset . . . . .		258	92		75	425
Swansea . . . . .		102	30		24	156
TAUNTON . . . . .		982	2140		620	3744
Tisbury . . . . .		15	16		26	57
Truro . . . . .		4	2		10	16
Wellfleet . . . . .		11	5		22	38
Westport . . . . .		52	43		32	127
West Tisbury . . . . .		2	—		4	6
Yarmouth . . . . .		11	17		22	50
Totals . . . . .		17812	12332	3	7356	37503

Middle District.	John S. Derham of Uxbridge.	All Others.	Blanks.	Total Vote.
Ashburnham . . . . .	27	—	8	35
Athol . . . . .	252	—	83	335
Auburn . . . . .	150	—	54	204
Barre . . . . .	73	—	37	110
Berlin . . . . .	17	—	2	19
Blackstone . . . . .	986	—	454	1440
Bolton . . . . .	8	—	2	10
Boylston . . . . .	14	—	3	17
Brookfield . . . . .	59	—	31	90
Charlton . . . . .	30	—	6	36
Clinton . . . . .	1636	—	559	2215
Douglas . . . . .	17	—	5	22
Dudley . . . . .	167	—	77	244
East Brookfield . . . . .	35	—	16	51
FITCHBURG . . . . .	2461	—	1167	3628
GARDNER . . . . .	601	—	388	989
Grafton . . . . .	214	—	99	313
Hardwick . . . . .	152	—	92	244
Harvard . . . . .	29	—	11	40
Holden . . . . .	107	—	65	172
Hopedale . . . . .	14	—	1	15
Hubbardston . . . . .	14	—	8	22

Middle District — Con.	John S. Derham of Uxbridge.	All Others.	Blanks.	Total Vote.
Lancaster . . . . .	65	—	18	83
Leicester . . . . .	380	—	148	528
LEOMINSTER . . . . .	826	—	354	1180
Lunenburg . . . . .	39	—	17	56
Mendon . . . . .	16	—	3	19
Milford . . . . .	1039	—	446	1485
Millbury . . . . .	362	—	96	458
Millville . . . . .	427	—	138	565
New Braintree . . . . .	14	—	2	16
North Brookfield . . . . .	84	—	33	117
Northborough . . . . .	38	—	23	61
Northbridge . . . . .	160	—	45	205
Oakham . . . . .	4	—	—	4
Oxford . . . . .	283	—	94	377
Paxton . . . . .	23	—	3	25
Petersham . . . . .	19	—	1	20
Phillipston . . . . .	22	—	16	38
Princeton . . . . .	32	—	7	29
Royalston . . . . .	31	—	6	37
Rutland . . . . .	81	—	19	100
Shrewsbury . . . . .	275	—	104	379
Southborough . . . . .	68	—	27	95

DEMOCRATIC.

District Attorney — Concluded.

Middle District — Con.				Western District — Con.				
	John S. Derham of Uxbridge	All Others.	Total Vote.		Thomas F. Moriarty of Springfield.	All Others.	Total Vote.	
Southbridge	1174	1	566	1741	SPRINGFIELD	12531	2428	14959
Spencer	123		118	241	Stockbridge	53	9	62
Sterling	45		21	66	Toiland			
Sturbridge	64		31	95	Tyringham	15	2	17
Sutton	124		32	156	Wales	15	6	21
Templeton	135		59	194	Washington	8	2	10
Upton	49		14	63	West Springfield	1372	255	1627
Uxbridge	788		193	981	West Stockbridge	72	12	84
Warren	65		35	100	WESTFIELD	1597	396	2193
Webster	661		196	797	Willbraham	177	50	229
West Boylston	37		13	50	Williamstown	122	38	160
West Brookfield	38		11	49	Windsor	4	1	5
Westborough	161		57	218	Totals	35172	9850	45024
Westminster	17		18	65				
Winchendon	108		24	142				
WORCESTER	17300		5561	22861				
Totals	32219	1	11727	43947				

Western District.				Northwestern District.				
	Thomas F. Moriarty of Springfield.	All Others.	Total Vote.		Stillman D. Hitchcock of Hampton.	All Others.	Total Vote.	
Adams	401		196	597	Amberst	148	46	194
Agawam	372		102	474	Ashfield	2	2	4
Alford	6		3	9	Belchertown	128	66	194
Becket	16		2	18	Bernardston	14	9	23
Blandford	9		1	10	Backland	17	23	44
Brimfield	17		6	23	Charlemont	21	10	27
Cheshire	96		47	143	Chesterfield	10	2	12
Chester	31		17	48	Colran	32	12	44
CHICOPEE	3550	1047	4597		Conway	11	7	18
Clarksburg	21		14	35	Cunnington	5	4	9
Dalton	100		22	122	Deerfield	94	4	48
East Longmeadow	168		47	215	Easthampton	461	100	561
Egremont	10		6	16	Erving	36	19	55
Florida	10		1	11	Gill	10	5	15
Granville	11		5	16	Goshen	1		1
Great Barrington	216		50	266	Granby	41	8	19
Hampden	36		7	43	Greenfield	698	310	1008
Hancock	5			5	Hadley	90	32	122
Hinsdale	140		43	183	Hatfield	207	98	305
Holland	21		16	37	Hawley	4	2	6
HOLYOKE	7322	2602	9924		Heath	8	6	11
Lanesborough	30		9	39	Huntington	60	1	36
Lee	295		119	414	Leverett	14	3	19
Lenox	177		49	226	Leyden		3	3
Longmeadow	132		19	161	Middlefield	7	1	8
Ludlow	334		88	422	Monroe	2	3	5
Monson	97		22	119	Montague	400	150	550
Monterey	9			9	New Salem	11	8	19
Montgomery	2		4	6	NORTHAMPTON	2101	2	904
Mount Washington	10			10	Northfield	35	14	49
New Ashford	10		2	12	Orange	81	46	127
New Marlborough	23		3	26	Pelham	5	1	6
NORTH ADAMS	1299	615	1914		Plainfield	4		4
Otis	8		2	10	Rowe	7	1	8
Palmer	454		182	636	Shelburne	11	4	15
Peru	15		3	18	Shutesbury	7	1	11
PRITSFIELD	3591	1056	4647		South Hadley	608	1	253
Richmond	14		5	19	Southampton	31	19	50
Russell	32		17	49	Sunderland	20	1	31
Sandisfield	40		7	47	Ware	541	558	1099
Savoy	12		3	15	Warwick	8	5	13
Sheffield	32		3	35	Westell	19	8	27
Southwick	22		9	31	Westhampton	3	1	4
					Whately	54	1	26
					Williamsburg	110	63	173
					Worthington	14	6	20
					Totals	6191	2938	9139



**DEMOCRATIC.**  
*County Commissioners.*

**County of Barnstable.**

No nomination.  
Scattering votes . . . . .

77

**County of Berkshire.**

	James M. Coughlin of North Adams.	James P. Carlow of North Adams.	Mary V. Lyons of North Adams.	All Others.	Blanks.	Total Vote.
Adams . . . . .	145	353	50		49	597
Alford . . . . .	7	1	1		1	9
Becket . . . . .	11	1			2	18
Cheshire . . . . .	85	34	11		13	143
Clarksburg . . . . .	7	21	4		3	35
Dalton . . . . .	79	19	15		9	122
Egremont . . . . .	10		1		5	16
Florida . . . . .	8	1	2			11
Great Barrington . . . . .	194	26	14		32	266
Hancock . . . . .	5					5
Hinsdale . . . . .	123	10	15		35	183
Lanesborough . . . . .	15	16	3		5	39
Lee . . . . .	236	74	26		78	414
Lenox . . . . .	105	77	21		23	226
Monterey . . . . .	8	1				9
Mount Washington . . . . .	10					10
New Ashford . . . . .	2	2	7		1	12
New Marlborough . . . . .	16	6	2		2	26
NORTH ADAMS . . . . .	754	922	162		76	1914
Otis . . . . .	9	1				10
Peru . . . . .	12	2	1		3	18
PITTSFIELD . . . . .	2453	798	711		685	4647
Richmond . . . . .	13				6	19
Sandisfield . . . . .	31	4	5		7	47
Savoy . . . . .	8	1	6			15
Sheffield . . . . .	30	2			3	35
Stockbridge . . . . .	49	1		1	9	62
Tyringham . . . . .	13	2			2	17
Washington . . . . .	6	3	1			10
West Stockbridge . . . . .	48	25	4		7	84
Williamstown . . . . .	96	25	32		7	160
Windsor . . . . .	2	1	1		1	5
Totals . . . . .	4593	2429	1097	1	1064	9184

**County of Bristol.**

	Timothy A. Lovett of Fall River.	Leo H. Berube of Fall River.	James H. Gately of Fall River.	Patrick H. Murphy of Fall River.	All Others.	Blanks.	Total Vote.
Acushnet . . . . .	192	152	10	25		52	431
ATLEBORO . . . . .	431	60	20	79		55	645
Berkley . . . . .	35	16		13		16	80
Dartmouth . . . . .	264	57	10	36		85	452
Dighton . . . . .	14	3	2	13		5	37
Easton . . . . .	55	5	16	161		68	305
Fairhaven . . . . .	395	77	18	58		107	655
FALL RIVER . . . . .	7008	5038	893	3067		1528	17534
Freetown . . . . .	18	5	3	6		21	53
Mansfield . . . . .	61	12	10	56		55	194
NEW BEDFORD . . . . .	5829	2259	209	1048		1406	10751
North Attleborough . . . . .	112	21	5	61		93	292
Norton . . . . .	35	11	2	11		8	67
Raynham . . . . .	54	17	2	9		26	108
Rehoboth . . . . .	20	3		7		7	37
Seekonk . . . . .	37	7	8	21		17	90
Somerset . . . . .	233	72	23	57		40	425
Swansea . . . . .	57	46	5	27		21	156
TAUNTON . . . . .	2061	432	88	671		492	3744
Westport . . . . .	40	40	10	10		27	127
Totals . . . . .	16951	8533	1334	5436		4129	36183

DEMOCRATIC.  
County Commissioners — Continued.

County of Dukes County.		Stephen C. Luce, Jr., of Tisbury.	All Others.	Blanks.	Total Vote.
Chilmark . . . . .		3		1	4
Edgartown . . . . .		1	1	41	43
Gay Head . . . . .		21		5	26
Gosnold . . . . .		1		4	4
Oak Bluffs . . . . .		4	1	44	49
Tisbury . . . . .		6		51	57
West Tisbury . . . . .		2		4	6
Totals . . . . .		37	2	150	189

County of Essex.		Charles M. Boyle of Peabody.	John J. Cahill of Lawrence.	Louis J. Dion of Lynn.	Richard Frank Walsh of Salem.	All Others.	Blanks.	Total Vote.
Amesbury . . . . .		62	162	47	42		103	416
Andover . . . . .		113	587	48	43		273	1064
BEVERLY . . . . .		244	96	44	205		205	794
Boxford . . . . .		3	5	1		1	3	13
Danvers . . . . .		159	65	22	43		58	347
Essex . . . . .		7	5	2	6		21	41
Georgetown . . . . .		4	21	2	5		6	38
GLOUCESTER . . . . .		164	167	51	70		226	678
Groveland . . . . .		14	35	5	16		22	92
Hamilton . . . . .		15	2	9	10		14	50
Haverhill . . . . .		400	1409	295	343		704	3151
Ipswich . . . . .		51	66	12	61		55	245
LAWRENCE . . . . .		1329	14106	1437	1247		3074	21193
LYNN . . . . .		2626	3175	4810	1961		2223	11795
Lynnfield . . . . .		37	25	17	18		18	115
Manchester . . . . .		32	12	5	22		24	95
Marblehead . . . . .		120	49	25	67		84	345
Merrimac . . . . .		10	25	6	9		7	57
Methuen . . . . .		138	947	169	106		312	1672
Middleton . . . . .		19	5	3	9		2	38
Nahant . . . . .		37	32	19	15		31	134
Newbury . . . . .		8	11	1	5		8	33
NEWBURYPORT . . . . .		134	209	20	93		250	706
North Andover . . . . .		67	434	21	29		92	643
PEABODY . . . . .		2246	781	150	537		572	4286
Rockport . . . . .		17	9	9	12		25	72
Rowley . . . . .		9	4	7	7		3	30
SALEM . . . . .		1520	329	268	1153		644	4114
Salisbury . . . . .		7	15	3	4		10	39
Saugus . . . . .		228	180	170	121	1	140	840
Swampscott . . . . .		100	136	123	69		112	540
Topsfield . . . . .		2	4		3		3	12
Wenham . . . . .		10			1		5	16
West Newbury . . . . .		8	13	2	5		4	32
Totals . . . . .		9940	23321	7803	6337	2	9333	56736

County of Franklin.		Carl H. Atwood of Greenfield.	All Others.	Blanks.	Total Vote.
Ashfield . . . . .		3		1	4
Bernardston . . . . .		15		8	23
Buckland . . . . .		25		19	44
Charlemont . . . . .		18		9	27
Colrain . . . . .		36		8	44
Conway . . . . .		11		7	18
Deerfield . . . . .		95		51	146
Erving . . . . .		37		18	55
Gill . . . . .		11		14	25
Greenfield . . . . .		805		203	1008

DEMOCRATIC.

County Commissioners — Continued.

County of Franklin — Con.		Carl H. Alwood of Greenfield.	All Others	Blanks	Total Vote.
Hawley		4		2	6
Heath		9		5	14
Leverett		13		6	19
Leyden		3			3
Monroe		3		2	5
Montague		116		134	550
New Salem		11		8	19
Northfield		37		12	49
Orange		82		45	127
Rowe		7		1	8
Shelburne		12		3	15
Shutesbury		9		2	11
Sunderland		19		12	31
Warwick		7		6	13
Wendell		20		7	27
Whately		56		25	81
Totals		1764		598	2362

County of Hampden.		Thomas J. Costello of Springfield.	Francis M. O'Keefe of West Springfield.	Walter Joseph Sullivan of Springfield.	Leonard J. Warner of Westfield.	All Others	Blanks	Total Vote.
Agawam		195	163	40	12		64	474
Blandford		6			3		1	10
Brimfield		14	3	1			5	23
Chester		23	6	4	5		10	48
CHICOPEE		1814	575	1215	262		731	4597
East Longmeadow		82	47	35	13		38	215
Granville		10	1	1			4	16
Hampden		26	3	5	6		3	43
Holland		16	4	5			12	37
HOLYOKE		3714	1227	1742	1210		2031	9924
Longmeadow		86	14	34	13		14	161
Ludlow		216	52	80	26		48	422
Monson		62	6	23	4		24	119
Montgomery		3			3			6
Palmer		309	48	98	50		131	636
Russell		15	20	3	3		8	49
Southwick		11	5	1	3		8	31
SPRINGFIELD		5660	2895	4273	732		1379	14959
Tolland								
Wales		10		1			10	21
West Springfield		269	1139	97	36		95	1627
WESTFIELD		374	171	185	1210		253	2193
Wilbraham		87	41	48	15		36	229
Totals		12996	6420	7891	3626		4905	35840

County of Hampshire.		Domonic Fungaroh of Northampton.	William M. Hyde of Ware.	James H. O'Dea of Northampton.	All Others	Blanks	Total Vote.
Amherst		26	48	95		25	194
Belchertown		10	137	23		24	194
Chesterfield		6	3	3			12
Cummington			1	3		5	9
Easthampton		73	161	270		117	561
Goshen		1					1
Granby		2	32	11		4	49
Hadley		22	22	61		17	122
Hatfield		35	29	175		63	305
Huntington		5	33	25		32	97
Middlefield			1	5		2	8
NORTHAMPTON		666	548	1539		329	3007
Pelham		2	2				6

DEMOCRATIC.

County Commissioners — Continued.

County of Hampshire — Con.	Dominic Fungaroli of Northampton.	William M. Hyde of Ware.	James H. O'Dea of Northampton.	All Others.	Blanks.	Total Vote.
Plainfield . . . . .	-	-	4	-	-	4
South Hadley . . . . .	103	224	351	-	184	862
Southampton . . . . .	8	22	6	-	14	50
Ware . . . . .	10	1019	19	-	51	1099
Westhampton . . . . .	-	1	3	-	-	4
Williamsburg . . . . .	22	73	64	-	14	173
Worthington . . . . .	4	6	7	-	3	20
Totals . . . . .	334	2302	2666	-	875	6777

County of Middlesex.	Thomas B. Brennan of Medford.	Raymond Brennan of Lowell.	James J. Carragher of Lowell.	Ralph F. Champey of Somerville.	Hugh F. Farley of Lowell.	Byrle J. Osborn of Hopkinton.	All Others.	Blanks.	Total Vote.
Acton . . . . .	53	5	4	-	7	3	-	24	96
Arlington . . . . .	1622	148	58	180	98	71	-	674	2860
Ashby . . . . .	4	-	-	-	-	1	-	-	7
Ashland . . . . .	12	17	7	5	12	45	-	67	195
Ayer . . . . .	66	12	6	4	6	3	-	55	152
Bedford . . . . .	33	7	3	1	1	1	-	16	62
Belmont . . . . .	912	91	54	94	51	51	-	460	1713
Billerica . . . . .	138	85	45	10	36	8	-	90	412
Boxborough . . . . .	7	3	-	-	1	-	-	7	18
Burlington . . . . .	193	41	18	20	32	17	-	209	530
CAMBRIDGE . . . . .	10241	1289	652	2683	851	690	-	6254	22660
Carlisle . . . . .	3	2	-	1	1	1	-	3	11
Chelmsford . . . . .	101	61	45	-	47	7	-	63	324
Concord . . . . .	161	24	9	6	21	6	-	99	326
Dunstable . . . . .	47	53	23	3	35	4	-	48	213
Everett . . . . .	1	1	-	-	1	-	-	2	5
FRAMINGHAM . . . . .	2387	340	191	138	338	184	-	1117	4995
Groton . . . . .	16	12	3	2	3	1	-	569	2113
Holliston . . . . .	64	1	7	3	9	26	-	10	47
Hopkinton . . . . .	53	19	10	1	14	95	-	56	169
Hudson . . . . .	285	78	40	21	67	63	-	77	269
Lexington . . . . .	160	21	9	25	29	12	-	287	841
Lincoln . . . . .	22	4	-	1	-	4	-	121	377
Littleton . . . . .	16	1	2	-	1	-	-	11	42
LOWELL . . . . .	2938	4508	3208	214	3588	350	-	2460	17266
MALDEN . . . . .	2491	300	164	101	260	155	-	1241	4802
MARLBOROUGH . . . . .	833	150	61	41	153	168	-	681	2687
Maynard . . . . .	236	64	21	20	43	26	1	192	603
MEDFORD . . . . .	2806	356	144	217	205	115	-	1249	6122
MELROSE . . . . .	291	39	17	28	19	21	-	190	665
Natick . . . . .	491	77	43	18	70	148	-	455	1302
NEWTON . . . . .	1598	183	112	108	155	117	-	1096	3369
North Reading . . . . .	65	30	8	13	11	16	-	74	217
Pepperell . . . . .	40	5	3	-	1	-	-	11	60
Reading . . . . .	132	24	11	9	17	9	-	71	273
REVERE . . . . .	1817	192	139	217	155	116	-	990	3626
Sherborn . . . . .	10	3	1	-	-	6	-	18	38
Shirley . . . . .	31	4	1	1	4	2	-	15	61
SOMERVILLE . . . . .	7185	846	411	4130	643	412	1	4285	17913
Stoneham . . . . .	182	14	5	10	19	7	-	95	332
Stow . . . . .	7	4	-	-	4	1	-	8	24
Sudbury . . . . .	22	-	-	3	4	1	-	7	37
Tewksbury . . . . .	58	36	29	-	35	3	-	56	217
Townsend . . . . .	23	3	3	-	-	2	-	17	48
Tyngsborough . . . . .	6	8	3	2	2	1	-	8	30
Wakefield . . . . .	469	79	37	18	55	34	-	575	1267
WALTHAM . . . . .	2159	333	230	155	283	140	-	1142	4642
Watertown . . . . .	2386	367	258	303	235	174	-	946	4669
Wayland . . . . .	50	9	5	9	13	18	-	47	151
Westford . . . . .	25	12	8	2	15	2	-	15	79
Weston . . . . .	75	5	2	6	3	5	-	53	149
Wilmington . . . . .	78	18	12	10	21	4	-	69	212
Winchester . . . . .	305	32	15	16	33	13	-	210	624
Winthrop . . . . .	864	74	55	52	65	57	-	517	1684
WOBURN . . . . .	1541	237	84	88	113	70	2	818	2953
Totals . . . . .	47610	10705	6353	9431	8024	3860	4	27939	113926

DEMOCRATIC.

County Commissioners — Continued.

County of Norfolk.	Francis P. Kelley of Milton.	All Others.	Blanks.	Total Vote.	County of Plymouth.	Louis A. Reardon of North Abington.	All Others.	Blanks.	Total Vote.
Avon . . . . .	93	—	56	149	Abington . . . . .	335	—	116	451
Bellingham . . . . .	128	—	51	179	Bridgewater . . . . .	187	—	54	241
Braintree . . . . .	403	—	113	516	Brockton . . . . .	5357	—	2009	7366
Brookline . . . . .	1633	1	1167	3101	Carver . . . . .	8	—	2	10
Canton . . . . .	568	—	256	824	Duxbury . . . . .	39	—	14	53
Cohasset . . . . .	65	—	34	99	East Bridgewater . . . . .	120	—	59	179
Dedham . . . . .	818	—	426	1244	Halifax . . . . .	19	—	5	24
Dover . . . . .	34	—	19	53	Hanover . . . . .	33	—	5	38
Foxborough . . . . .	87	—	44	131	Hanson . . . . .	47	—	13	60
Franklin . . . . .	372	1	156	529	Hingham . . . . .	206	—	95	301
Hollbrook . . . . .	92	—	70	162	Hull . . . . .	154	—	80	234
Medfield . . . . .	77	—	41	118	Kingston . . . . .	51	—	16	67
Medway . . . . .	128	—	67	195	Lakeville . . . . .	9	—	1	10
Millis . . . . .	122	—	87	209	Marion . . . . .	39	—	14	83
Milton . . . . .	977	—	346	1323	Marshfield . . . . .	43	—	20	63
Needham . . . . .	163	—	85	248	Mattapoisett . . . . .	29	—	16	45
Norfolk . . . . .	36	—	13	49	Middleborough . . . . .	161	—	68	229
Norwood . . . . .	1601	—	691	2292	Norwell . . . . .	19	—	8	27
Plainville . . . . .	19	—	3	22	Penbrooke . . . . .	41	—	12	53
Quincy . . . . .	3362	—	1439	4801	Plymouth . . . . .	100	1	116	217
Randolph . . . . .	510	—	188	698	Plympton . . . . .	9	—	10	19
Sharon . . . . .	197	—	101	298	Rochester . . . . .	1	—	—	1
Stoughton . . . . .	547	—	220	767	Rockland . . . . .	398	—	107	505
Walpole . . . . .	388	—	247	635	Scituate . . . . .	181	—	99	280
Wellesley . . . . .	268	—	161	429	Wareham . . . . .	91	—	88	179
Westwood . . . . .	60	—	53	113	West Bridgewater . . . . .	41	—	8	49
Weymouth . . . . .	629	—	282	911	Whitman . . . . .	429	1	161	591
Wrentham . . . . .	62	—	23	85	Totals . . . . .	8147	2	3226	11375
Totals . . . . .	13739	2	6439	20180					

County of Worcester.	Charles F. Donohue of Worcester.	Richard F. Gibbons of Clinton.	William B. Lynch of Worcester.	All Others.	Blanks.	Total Vote.
Ashburnham . . . . .	17	4	5	—	9	35
Athol . . . . .	83	25	185	—	42	335
Auburn . . . . .	81	11	81	—	31	204
Barre . . . . .	34	15	30	—	31	110
Berlin . . . . .	4	11	2	—	2	19
Blackstone . . . . .	661	103	258	—	418	1440
Bolton . . . . .	4	4	2	—	—	10
Boylston . . . . .	9	7	—	—	1	17
Brookfield . . . . .	37	8	19	—	26	99
Charlton . . . . .	20	6	7	—	3	36
Clinton . . . . .	458	1331	232	—	214	2245
Douglas . . . . .	8	2	3	—	9	22
Dudley . . . . .	121	28	35	—	60	244
Fast Brookfield . . . . .	28	6	7	—	16	51
FITCHBURG . . . . .	1071	597	1069	—	891	3628
GARDNER . . . . .	270	65	351	—	303	989
Grafton . . . . .	99	24	108	—	82	313
Hardwick . . . . .	105	32	43	—	64	244
Harvard . . . . .	8	17	4	—	11	10
Holden . . . . .	80	25	31	—	36	172
Hopedale . . . . .	8	3	4	—	—	15
Hubbardston . . . . .	8	4	—	—	10	22
Leicester . . . . .	13	35	22	—	13	83
Leicester . . . . .	198	36	186	—	108	528
LEOMINSTER . . . . .	248	183	534	—	215	1180
Lunenburg . . . . .	14	19	9	—	14	56
Mendon . . . . .	8	1	6	—	4	19
Milford . . . . .	602	132	255	—	496	1485
Millbury . . . . .	216	45	115	—	82	458
Millville . . . . .	249	105	87	—	124	565
New Braintree . . . . .	13	—	1	—	2	16
North Brookfield . . . . .	41	9	36	—	31	117
Northborough . . . . .	23	18	7	—	13	61
Northbridge . . . . .	101	18	34	—	52	205
Oakham . . . . .	2	—	1	—	1	4
Oxford . . . . .	201	37	53	—	86	377
Paxton . . . . .	8	1	11	—	5	25

DEMOCRATIC.

County Commissioners — Concluded.

County of Worcester — Con.		Charles E. Donohue, Jr., of Worcester	Richard F. Gibbons of Clinton.	William B. Lynch of Worcester	All Others.	Blanks.	Total Vote
Petersham		12	2	3		3	20
Phillipston		6	1	13		18	38
Princeton		8	12	1		21	29
Royalston		15	9	6		7	37
Rutland		63	8	13		16	100
Shrewsbury		150	25	135		69	379
Southborough		36	21	20		18	95
Southbridge		683	233	275		549	1741
Spencer		85	24	45		87	241
Sterling		9	28	10		19	66
Sturbridge		38	8	22		27	95
Sutton		71	16	26		43	156
Templeton		74	20	48		52	194
Upton		35	4	10		14	63
Uxbridge		389	70	308		214	981
Warren		43	7	20		30	100
Webster		337	102	210		148	797
West Boylston		12	23	6		9	52
West Brookfield		17	5	10		17	49
Westborough		62	57	53		46	218
Westminster		18	6	16		25	65
Winchendon		59	16	30		37	142
WORCESTER		9976	1331	8071		3480	22861
Totals		17329	4998	13184	1	8435	43957

Sheriff.

County of Barnstable.		County of Berkshire — Con.		Frank T. Coughlin of Lee.	All Others.	Blanks.	Total Vote
No nomination.							
Scattering votes	41						
County of Berkshire.	Frank T. Coughlin of Lee.	All Others.	Blanks.	Total Vote.	Monterey	9	9
Adams	381	5	211	597	Mount Washington	10	10
Alford	5		4	9	New Ashford	10	12
Becket	15		3	18	New Marlborough	20	26
Cheshire	94		49	143	NORTH ADAMS	1184	1914
Clarksburg	21		14	35	Otis	9	10
Dalton	95		27	122	Peru	13	18
Egremont	11		5	16	PITTSFIELD	3496	4647
Florida	10		1	11	Richmond	12	19
Great Brarington	214		52	266	Sandisfield	37	47
Hancock	5			5	Savoy	11	15
Hinsdale	138		45	183	Sheffield	30	35
Lanesborough	26		13	39	Stockbridge	54	62
Lee	362		52	414	Tyringham	17	17
Lenox	196		30	226	Washington	7	10
					West Stockbridge	75	84
					Williamstown	117	160
					Windsor	3	5
					Totals	6687	9184

County of Bristol.		Ralph J. Hall of Fall River.	John S. Lowrey of New Bedford.	Edmond P. Talbot of Fall River	All others	Blanks.	Total Vote
Acushnet		76	78	252		25	431
ATTLEBORO		104	176	274		91	645
Berkley		51	7	15		7	80
Dartmouth		112	134	135		74	455
Dighton		10	2	20		5	37
Easton		52	124	99		30	305
Fairhaven		203	154	294		94	655

DEMOCRATIC.  
*Sheriff* — Continued.

County of Bristol — Con.	Ralph J. Hall of Fall River.	John S. Lowney of New Bedford.	Edmond P. Talbot of Fall River.	All Others.	Blanks.	Total Vote.
FALL RIVER . . . . .	8071	1256	7305	-	902	17534
Freetown . . . . .	15	12	13	-	13	53
Mansfield . . . . .	40	29	77	-	48	194
NEW BEDFORD . . . . .	2693	2659	4480	-	919	10751
North Attleborough . . . . .	43	37	137	-	75	292
Norton . . . . .	17	6	37	-	7	67
Raynham . . . . .	52	4	39	-	13	108
Rehoboth . . . . .	14	1	17	-	5	37
Seekonk . . . . .	21	25	30	-	14	90
Somerset . . . . .	197	52	114	-	62	425
Swansea . . . . .	94	14	44	-	4	156
TAUNTON . . . . .	1085	478	1508	10	663	3744
Westport . . . . .	66	9	43	-	9	127
Totals . . . . .	13016	5257	14843	10	3057	36183

County of Dukes County

No nomination . . . . .						1
Scattering votes . . . . .						

County of Essex.

County of Essex.	Joseph B. Clancy of Lynn.	John Allen Murphy of Salem.	John J. Murphy of Haverhill.	All Others.	Blanks.	Total Vote.
Amesbury . . . . .	83	74	165	-	94	416
Andover . . . . .	237	153	293	-	381	1064
BEVERLY . . . . .	152	368	51	1	222	794
Boxford . . . . .	1	2	3	-	7	13
Danvers . . . . .	80	160	27	-	80	347
Essex . . . . .	11	2	7	-	21	41
Georgetown . . . . .	10	7	15	-	6	38
GLOUCESTER . . . . .	151	174	80	-	273	678
Groveland . . . . .	10	17	48	-	17	92
Hamilton . . . . .	11	20	3	-	16	50
HAVERHILL . . . . .	541	393	1632	-	585	3151
Ipswich . . . . .	58	77	42	-	68	245
LAWRENCE . . . . .	5276	4027	7081	-	4809	21193
LYNN . . . . .	11277	1070	643	-	1805	14795
Lynnfield . . . . .	74	13	5	-	23	115
Manchester . . . . .	21	27	12	-	35	95
Marblehead . . . . .	104	117	21	-	103	345
Merrimac . . . . .	8	7	31	-	11	57
Methuen . . . . .	367	301	561	-	443	1672
Middleton . . . . .	15	15	7	-	1	38
Nahant . . . . .	92	9	8	-	25	134
Newbury . . . . .	7	6	12	-	8	33
NEWBURYPORT . . . . .	101	112	244	-	249	706
North Andover . . . . .	122	120	248	-	153	643
PEABODY . . . . .	956	1937	389	-	1004	4286
Rockport . . . . .	22	17	9	-	24	72
Rowley . . . . .	14	4	7	1	4	30
SALEM . . . . .	504	2677	195	-	738	4114
Salisbury . . . . .	8	3	13	-	15	39
Saugus . . . . .	508	100	74	-	158	840
Swampscott . . . . .	364	64	17	-	95	540
Topsfield . . . . .	1	2	5	-	4	12
Wenham . . . . .	4	5	-	-	7	16
West Newbury . . . . .	2	8	19	-	3	32
Totals . . . . .	21192	12088	11967	2	11487	56736

DEMOCRATIC.  
Sheriff — Continued.

County of Franklin.	Michael W. Carroll of Erving.	All Others.	Blanks.	Total Vote.	County of Franklin — Con.	Michael W. Carroll of Erving.	All Others.	Blanks.	Total Vote.
Ashfield . . . . .	4	—	—	4	Monroe . . . . .	4	—	—	4
Bernardston . . . . .	16	3	4	23	Montague . . . . .	463	—	87	550
Buckland . . . . .	28	1	15	44	New Salem . . . . .	13	—	6	19
Charlemont . . . . .	18	—	9	27	Northfield . . . . .	47	—	2	49
Colrain . . . . .	34	—	10	44	Orange . . . . .	112	1	14	127
Conway . . . . .	10	—	8	18	Rowe . . . . .	7	—	1	8
Deerfield . . . . .	92	21	33	146	Shelburne . . . . .	10	—	5	15
Erving . . . . .	53	—	2	55	Shutesbury . . . . .	9	—	2	11
Gill . . . . .	13	—	2	15	Sunderland . . . . .	10	11	10	31
Greenfield . . . . .	743	—	265	1008	Warwick . . . . .	11	—	2	13
Hawley . . . . .	4	—	—	4	Wendell . . . . .	23	—	4	27
Heath . . . . .	10	—	4	14	Whately . . . . .	46	9	26	81
Leverett . . . . .	13	—	—	13	Totals . . . . .	1794	46	522	2362
Leyden . . . . .	1	—	2	3					

County of Hampden.	David J. Manning of Springfield.	Thomas F. Ashe of Springfield.	John P. Whalen of Springfield.	All Others.	Blanks.	Total Vote.
Agawan . . . . .	352	61	17	—	44	474
Blandford . . . . .	6	4	—	—	—	10
Brimfield . . . . .	16	1	1	—	5	23
Chester . . . . .	26	9	8	—	5	48
CHICOPEE . . . . .	2920	1037	209	—	431	4597
East Longmeadow . . . . .	143	37	10	—	25	215
Granville . . . . .	12	1	—	—	3	16
Hampden . . . . .	28	6	3	—	6	43
Holland . . . . .	21	4	2	—	10	37
HOLYOKE . . . . .	4801	3541	678	—	904	9924
Longmeadow . . . . .	117	31	10	—	3	161
Ludlow . . . . .	230	134	31	—	27	422
Monson . . . . .	93	10	6	—	10	119
Montgomery . . . . .	5	—	—	—	1	6
Palmer . . . . .	469	54	23	—	90	636
Russell . . . . .	35	8	1	—	5	49
Southwick . . . . .	20	2	2	—	7	31
SPRINGFIELD . . . . .	9100	4328	669	—	862	14959
Tolland . . . . .	—	—	—	—	—	—
Wales . . . . .	15	—	1	—	5	21
West Springfield . . . . .	1123	275	123	—	106	1627
WESTFIELD . . . . .	1234	444	260	—	255	2193
Wilbraham . . . . .	92	100	12	—	25	229
Totals . . . . .	20858	10087	2066	—	2829	35840

County of Hampshire.	Albert G. Beckmann of Northampton.	All Others.	Blanks.	Total Vote.	County of Hampshire — Con.	Albert G. Beckmann of Northampton.	All Others.	Blanks.	Total Vote.
Amherst . . . . .	143	—	51	194	NORTHAMPTON . . . . .	2281	—	726	3007
Belchertown . . . . .	121	—	73	194	Pelham . . . . .	6	—	—	6
Chesterfield . . . . .	10	—	2	12	Plainfield . . . . .	4	—	—	4
Cummington . . . . .	4	—	5	9	South Hadley . . . . .	571	—	289	862
Easthampton . . . . .	397	—	164	561	Southampton . . . . .	29	—	21	50
Goshen . . . . .	1	—	—	1	Ware . . . . .	518	—	581	1099
Granby . . . . .	41	—	8	49	Westhampton . . . . .	3	—	1	4
Hadley . . . . .	89	1	32	122	Williamsburg . . . . .	116	—	57	173
Hatfield . . . . .	200	—	105	305	Worthington . . . . .	12	—	8	20
Huntington . . . . .	60	—	37	97	Totals . . . . .	4612	3	2162	6777
Middlefield . . . . .	6	—	2	8					



DEMOCRATIC.  
*Sheriff — Continued.*

County of Middlesex.	Michael J. Dee of Cambridge.	Michael De Luca of Cambridge.	James F. Hennessey of Lowell.	Clement Gregory McDonough of Lowell.	William H. Walsh of Frammingham	All Others.	Blanks.	Total Vote.
Aetion . . . . .	32	-	10	3	34	-	17	96
Arlington . . . . .	1179	182	317	96	499	-	587	2860
Ashby . . . . .	1	-	1	-	3	-	2	7
Ashland . . . . .	19	3	11	-	113	-	44	195
Ayer . . . . .	44	2	20	8	40	-	38	152
Bedford . . . . .	29	-	10	2	12	-	9	62
Belmont . . . . .	861	109	131	38	231	-	343	1713
Billerica . . . . .	99	6	122	63	54	-	68	412
Boxborough . . . . .	3	-	1	-	8	-	6	18
Burlington . . . . .	129	31	81	24	74	-	191	530
CAMBRIDGE . . . . .	11083	2623	1132	520	2725	-	4577	22660
Carlisle . . . . .	6	-	-	-	2	-	3	11
Chelmsford . . . . .	37	2	102	72	60	-	51	324
Concord . . . . .	212	5	25	4	37	-	43	326
Dracut . . . . .	36	5	80	32	22	-	38	213
Dunstable . . . . .	1	-	3	-	-	-	1	5
EVERETT . . . . .	855	1035	685	288	1071	-	1061	4995
Frammingham . . . . .	226	98	139	46	1274	-	330	2113
Groton . . . . .	18	2	10	2	7	-	8	47
Holliston . . . . .	19	4	9	4	93	-	40	169
Hopkinton . . . . .	26	2	15	15	164	-	47	269
Hudson . . . . .	144	35	60	20	373	-	209	841
Lexington . . . . .	157	22	36	12	56	-	94	377
Lincoln . . . . .	31	1	-	-	3	-	7	42
Littleton . . . . .	11	-	1	2	6	-	7	27
LOWELL . . . . .	1342	321	7395	4690	1505	-	2013	17266
MALDEN . . . . .	888	485	612	259	1274	-	1284	4802
MARLBOROUGH . . . . .	402	118	121	51	834	-	561	2087
Maynard . . . . .	149	45	32	35	195	2	145	603
MEDFORD . . . . .	1823	671	786	377	928	-	1537	6122
MELROSE . . . . .	128	23	77	35	156	-	186	605
Natick . . . . .	141	48	53	20	738	-	302	1302
NEWTON . . . . .	928	173	348	82	940	-	898	3369
North Reading . . . . .	38	11	32	17	55	-	64	217
Pepperell . . . . .	15	-	14	1	23	-	7	60
Reading . . . . .	64	7	48	16	76	-	62	273
Sherborn . . . . .	3	1	3	-	15	-	16	38
Shirley . . . . .	14	2	5	3	25	-	12	61
SOMERVILLE . . . . .	5241	2155	1844	794	3614	-	4265	17913
Stoneham . . . . .	72	14	50	18	82	-	96	332
Stow . . . . .	6	-	1	2	10	-	5	24
Sudbury . . . . .	11	-	2	2	17	-	5	37
Tewksbury . . . . .	22	8	76	49	22	-	40	217
Townsend . . . . .	13	1	7	4	9	-	14	48
Tyngsborough . . . . .	6	-	7	5	5	-	4	30
Wakefield . . . . .	183	118	148	48	285	-	485	1267
WALTHAM . . . . .	1125	254	607	175	1561	-	920	4642
Watertown . . . . .	1688	435	467	195	1121	-	763	4669
Wayland . . . . .	26	7	7	4	67	-	40	151
Westford . . . . .	19	1	17	8	14	-	20	79
Weston . . . . .	47	1	13	3	39	-	46	149
Wilmington . . . . .	54	13	37	16	34	-	58	212
Winchester . . . . .	124	32	124	34	121	-	189	624
WOBBURN . . . . .	510	157	748	196	585	9	748	2953
Totals . . . . .	30340	9268	16682	8398	21311	11	22606	108616

County of Nantucket.	Joseph M. Larkin of Nantucket.	All Others.	Blanks.	Total Vote.
Nantucket . . . . .	73	12	16	101

**DEMOCRATIC.**  
*Sheriff* — Continued.

County of Norfolk.				Robert S. Cutler of Quincy.	Daniel J. Flood of Canton.	All Others.	Blanks.	Total Vote.
Avon . . . . .				25	84		36	149
Bellingham . . . . .				48	83		48	179
Braintree . . . . .				218	156		142	516
Brookline . . . . .				885	1119		1097	3101
Canton . . . . .				49	723		52	824
Cohasset . . . . .				35	27		37	99
Dedham . . . . .				333	559		352	1244
Dover . . . . .				12	26		15	53
Foxborough . . . . .				25	54	1	47	131
Franklin . . . . .				167	218		144	529
Holbrook . . . . .				44	73		45	162
Medfield . . . . .				27	54		37	118
Medway . . . . .				54	80		61	195
Millis . . . . .				58	78		73	209
Milton . . . . .				382	571		370	1323
Needham . . . . .				74	115		59	248
Norfolk . . . . .				17	23		9	49
Norwood . . . . .				283	1473		536	2292
Plainville . . . . .				7	14		1	22
QUINCY . . . . .				1940	1455		1406	4801
Randolph . . . . .				171	362		165	698
Sharon . . . . .				36	219		43	298
Stoughton . . . . .				73	549		145	767
Walpole . . . . .				76	336		223	635
Wellesley . . . . .				130	162		137	429
Westwood . . . . .				20	51		42	113
Weymouth . . . . .				274	405	1	231	911
Wrentham . . . . .				19	46		20	85
Totals . . . . .				5480	9123	4	5573	20180

County of Plymouth.				County of Plymouth — Con.					
	Albert M. Heath of Middleborough.	All Others.	Blanks.	Total Vote.		Albert M. Heath of Middleborough.	All Others.	Blanks.	Total Vote.
Abington . . . . .	276		175	451	Marshfield . . . . .	40		23	63
Bridgewater . . . . .	160		81	241	Matapoisett . . . . .	28		17	45
BROCKTON . . . . .	4912		2454	7366	Middleborough . . . . .	179		50	229
Carver . . . . .	4		6	10	Norwell . . . . .	19		8	27
Duxbury . . . . .	37		16	53	Pembroke . . . . .	39		14	53
East Bridgewater . . . . .	98	1	80	179	Plymouth . . . . .	107	1	109	217
Halifax . . . . .	16		8	24	Plympton . . . . .	11		8	19
Hanover . . . . .	30		8	38	Rochester . . . . .	1			1
Hanson . . . . .	44		16	60	Rockland . . . . .	323		182	505
Hingham . . . . .	191		110	301	Scituate . . . . .	153		127	280
Hull . . . . .	148	1	85	234	Wareham . . . . .	107		72	179
Kingston . . . . .	38		29	67	West Bridgewater . . . . .	39		10	49
Lakeville . . . . .	9		1	10	Whitman . . . . .	339		252	591
Marion . . . . .	46		37	83	Totals . . . . .	7394	3	3978	11375

County of Suffolk.				John A. Kellher of Boston.	Edward L. Davis of Boston.	John F. Dowd of Boston.	Louis Goldstein of Boston.	All Others.	Blanks.	Total Vote.
BOSTON . . . . .				58204	3478	102858	4331		11708	180669
CHELSEA . . . . .				2894	213	2492	514		563	6676
REVERE . . . . .				1457	145	1504	229		291	3626
Winthrop . . . . .				730	37	740	83		94	1584
Totals . . . . .				63375	3873	107594	5157		12656	192655

DEMOCRATIC.  
*Sheriff — Concluded.*

County of Worcester.

	H. Oscar Rocheleau of Worcester.	J. Fred Powers of Worcester.	All Others	Blanks.	Total Vote
Ashburnham . . . . .	26	12	-	7	35
Athol . . . . .	235	71	-	24	335
Auburn . . . . .	163	39	-	2	204
Barre . . . . .	78	15	-	17	110
Berlin . . . . .	13	4	-	2	19
Blackstone . . . . .	945	190	-	305	1440
Bolton . . . . .	3	6	-	1	10
Boylston . . . . .	13	4	-	-	17
Brookfield . . . . .	47	28	-	15	90
Charlton . . . . .	21	12	-	3	36
Clinton . . . . .	1257	647	-	311	2215
Douglas . . . . .	14	3	-	3	22
Dudley . . . . .	153	65	-	26	244
East Brookfield . . . . .	38	11	-	2	51
FITCHBURG . . . . .	1934	1025	-	669	3628
GARDNER . . . . .	569	260	-	160	989
Grafton . . . . .	203	68	-	42	313
Hardwick . . . . .	170	42	-	32	244
Harvard . . . . .	22	8	-	10	40
Holden . . . . .	136	24	-	12	172
Hopedale . . . . .	10	5	-	-	15
Hubbardston . . . . .	4	10	-	8	22
Lancaster . . . . .	49	22	-	12	83
Leicester . . . . .	368	120	-	40	528
LEOMINSTER . . . . .	723	277	-	180	1180
Lunenburg . . . . .	31	17	-	8	56
Mendon . . . . .	9	8	-	2	19
Millford . . . . .	789	333	-	313	1485
Millbury . . . . .	314	114	-	30	458
Millville . . . . .	403	108	-	54	565
New Braintree . . . . .	13	1	-	2	16
North Brookfield . . . . .	62	33	-	17	117
Northborough . . . . .	36	17	-	8	61
Northbridge . . . . .	148	41	-	16	205
Oakham . . . . .	2	2	-	-	4
Oxford . . . . .	250	87	-	40	377
Paxton . . . . .	17	-	-	8	25
Petersham . . . . .	16	3	-	1	20
Phillipston . . . . .	13	14	-	11	38
Princeton . . . . .	18	6	-	5	29
Royalston . . . . .	17	12	-	8	37
Rutland . . . . .	65	20	-	15	100
Shrewsbury . . . . .	256	90	-	33	379
Southborough . . . . .	45	40	-	10	95
Southbridge . . . . .	1266	325	-	150	1741
Spencer . . . . .	160	64	-	17	241
Sterling . . . . .	33	19	-	14	66
Sturbridge . . . . .	69	20	-	6	95
Sutton . . . . .	106	32	-	18	156
Templeton . . . . .	94	59	-	41	194
Upton . . . . .	40	14	-	9	63
Uxbridge . . . . .	717	180	-	84	981
Warren . . . . .	61	31	-	8	100
Webster . . . . .	545	188	1	63	797
West Boylston . . . . .	25	18	-	7	50
West Brookfield . . . . .	30	15	-	4	49
Westborough . . . . .	139	63	-	16	218
Westminster . . . . .	22	28	-	15	65
Winchendon . . . . .	114	18	-	10	142
WORCESTER . . . . .	13804	7341	-	1716	22861
Totals . . . . .	26923	12374	1	4649	43947

**DEMOCRATIC.**  
*(Clerk of the Courts.*  
*(To fill vacancy.)*

<b>County of Hampshire:</b>	Grace T. Hawksley of Northampton.	Francis C. McKenna of Northampton.	All Others.	Blanks.	Total Vote.
Amherst . . . . .	57	113		24	194
Belchertown . . . . .	94	91		9	194
Chesterfield . . . . .	6	5		1	12
Cummington . . . . .	5	1		3	9
Easthampton . . . . .	161	307		93	561
Goshen . . . . .	-	1		-	1
Granby . . . . .	31	12		6	49
Hadley . . . . .	65	38		19	122
Hatfield . . . . .	171	84		50	305
Huntington . . . . .	35	41		21	97
Middlefield . . . . .	8	-		-	8
<b>NORTHAMPTON</b>	<b>1475</b>	<b>1278</b>		<b>254</b>	<b>3007</b>
Pelham . . . . .	4	2		-	6
Plainfield . . . . .	-	4		-	4
South Hadley . . . . .	220	462		180	862
Southampton . . . . .	10	36		4	50
Ware . . . . .	326	429		344	1099
Westhampton . . . . .	1	2		1	4
Williamsburg . . . . .	86	65		22	173
Worthington . . . . .	7	6		7	20
<b>Totals . . . . .</b>	<b>2762</b>	<b>2977</b>		<b>1038</b>	<b>6777</b>

<b>County of Middlesex.</b>	Edward L. Ford of Cambridge.	All Others.	Blanks.	Total Vote.	<b>County Middlesex — Con.</b>	Edward L. Ford of Cambridge.	All Others.	Blanks.	Total Vote.
Acton . . . . .	67	1	28	96	Maynard . . . . .	392	1	210	603
Arlington . . . . .	1995	-	865	2860	MEDFORD . . . . .	4179	-	1943	6122
Ashby . . . . .	4	-	3	7	MELROSE . . . . .	381	-	224	605
Ashland . . . . .	112	-	83	195	Natick . . . . .	711	-	591	1302
Ayer . . . . .	96	-	56	152	NEWTON . . . . .	2102	-	1267	3369
Bedford . . . . .	43	-	19	62	North Reading . . . . .	136	-	81	217
Belmont . . . . .	1225	-	488	1713	Pepperell . . . . .	48	-	12	60
Billerica . . . . .	272	-	140	412	Reading . . . . .	211	-	62	273
Boxborough . . . . .	10	-	8	18	Sherborn . . . . .	17	-	21	38
Burlington . . . . .	272	-	258	530	Shirley . . . . .	47	-	14	61
<b>CAMBRIDGE</b>	<b>16386</b>	-	<b>6274</b>	<b>22660</b>	SOMERVILLE . . . . .	12706	-	5207	17913
Carlisle . . . . .	9	-	2	11	Stoneham . . . . .	203	-	129	332
Chelmsford . . . . .	223	-	101	324	Stow . . . . .	15	-	9	24
Concord . . . . .	229	-	97	326	Sudbury . . . . .	27	-	10	37
Draut . . . . .	143	-	70	213	Tewksbury . . . . .	156	-	61	217
Dunstable . . . . .	9	-	2	5	Townsend . . . . .	31	-	17	48
EVERETT . . . . .	3527	2	1466	4995	Tyngsborough . . . . .	17	-	13	30
Framingham . . . . .	1405	-	708	2113	Wakefield . . . . .	593	-	674	1267
Groton . . . . .	33	-	14	47	WALTHAM . . . . .	3434	-	1208	4642
Holliston . . . . .	93	-	76	169	Watertown . . . . .	3656	-	1013	4669
Hopkinton . . . . .	166	-	103	269	Wayland . . . . .	104	-	47	151
Hudson . . . . .	532	-	309	841	Westford . . . . .	47	-	32	79
Lexington . . . . .	246	-	131	377	Weston . . . . .	97	-	52	149
Lincoln . . . . .	24	-	18	42	Wilmington . . . . .	124	-	88	212
Littleton . . . . .	18	-	9	27	Winchester . . . . .	344	1	279	624
LOWELL . . . . .	13294	-	3972	17266	WOBURN . . . . .	1985	2	966	2953
MALDEN . . . . .	3147	-	1655	4802	<b>Totals . . . . .</b>	<b>76647</b>	<b>7</b>	<b>31962</b>	<b>108616</b>
MARLBOROUGH . . . . .	1310	-	777	2087					

**DEMOCRATIC.**  
*Register of Deeds.*  
(To fill vacancy.)

Northern Essex District.		James P. Donnelly of Lawrence.	William A. Fuller of Methuen.	Harold L. Norton of Lawrence.	Angelo G. Rocco of Methuen.	Louis J. Scanlon of Lawrence.	James J. Sullivan of Methuen.	Thomas E. Watman of Lawrence.	All Others.	Blanks.	Total Vote.
Andover . . . . .		347	30	25	18	482	35	6		121	1064
LAWRENCE . . . . .		6679	357	1947	989	8302	794	568		1557	21193
Methuen . . . . .		295	105	120	85	780	105	34		145	1672
North Andover . . . . .		154	10	34	12	370	21	4		38	643
Totals . . . . .		7475	502	2126	1104	9934	958	612		1861	24572

County of Hampden.		James F. Connors of Holyoke.	J. Watson Flannery of Wilbraham.	James E. Hefey of Chicopee.	Denis E. O'Neil of Longmeadow.	Lorenzo J. Pasquini of Holyoke.	Roswell J. Powers of Springfield.	Bartholomew W. Shea of Spring- field.	Edward Gerald Shea of Spring- field.	Timothy J. Sulli- van, Jr. of Springfield.	All Others.	Blanks.	Total Vote.
Agawam . . . . .	50	4	16	87	35	28	29	24	116	3		85	474
Blandford . . . . .	3												10
Brimfield . . . . .	2			1	1		1		11				23
Chester . . . . .	6	3	5	11	1		2		10				48
CHICOPEE . . . . .	413	39	1915	200	240	138	211	126	696			619	4597
East Longmeadow . . . . .	23	3	21	35	11	18	37	7	28			32	215
Granville . . . . .	1	1	1	3				1					16
Hampden . . . . .	5	6	1	4	8	1	2	2	9			8	43
Holland . . . . .	9		1	1	1				9				37
HOLYOKE . . . . .	1338	81	336	616	1291	251	168	267	1409			1167	9924
Longmeadow . . . . .	3	5	1	79		16		4	45				161
Ludlow . . . . .	70	38	13	41	61	36	23	22	80			38	422
Monson . . . . .	18	7	10	9	3	9	1	6	34			22	119
Montgomery . . . . .			1									3	6
Palmer . . . . .	87	36	69	66	14	44	17	21	149	1	132	636	
Russell . . . . .	3		1	1	4	13	1	1	14			11	49
Southwick . . . . .	6			3	2	2		1	8			9	31
SPRINGFIELD . . . . .	710	379	629	1755	500	2432	2128	1528	3661	3	1234	14959	
Tolland . . . . .													
Wales . . . . .	2	2	1			1		1	7			5	21
West Springfield . . . . .	147	38	109	46	115	115	99	132	578			248	1627
WESTFIELD . . . . .	451	39	216	170	146	152	139	86	441			353	2193
Wilbraham . . . . .	19	101	5	34	2	15	5	5	18			25	229
Totals . . . . .	6366	786	3351	3163	2436	3277	2863	2234	7326	4	4034	35840	

Hampshire District.		Frank J. Cahill of Northampton.	Thomas E. Quirk of South Hadley.	Donald A. Teehan of Northampton.	All Others.	Blanks.	Total Vote.
Amherst . . . . .		49	75	54		16	194
Belchertown . . . . .		17	127	28		22	194
Chesterfield . . . . .		1	3	6		2	12
Cummington . . . . .		2	2	1		4	9
Easthampton . . . . .		190	97	180		94	561
Goshen . . . . .			1				1
Granby . . . . .		3	43	2		1	49
Hadley . . . . .		71	22	17		12	122
Hatfield . . . . .		111	51	94		49	305
Huntington . . . . .		12	27	51		7	97
Middlefield . . . . .		1	1	3		3	8
NORTHAMPTON . . . . .		1234	153	1441		178	3006
Pelham . . . . .		1	4			1	6
Plainfield . . . . .				4			4
South Hadley . . . . .		80	546	196		40	862
Southampton . . . . .		9	30	3		8	50
Ware . . . . .		183	435	167		314	1099
Westhampton . . . . .			3			1	4
Williamsburg . . . . .		76	14	63		20	173
Worthington . . . . .		6	2	9		3	20
Totals . . . . .		2046	1636	2319		775	6776

**DEMOCRATIC.**  
*County Commissioner.*  
(To fill vacancy.)

County of Hampden.	Margaret V. Donahue of Holyoke.	George F. Fitzgerald of Holyoke.	Esther Sears Lynch of Holyoke.	Edward J. Stapleton of Holyoke.	All Others.	Blanks.	Total Vote.
Agawam . . . . .	139	73	27	128		107	474
Blandford . . . . .	5					1	10
Brinfield . . . . .	12	1				5	23
Chester . . . . .	10	15	5	10		8	48
CHICOPEE . . . . .	1681	682	392	1080		762	4597
East Longmeadow . . . . .	66	44	17	38		50	215
Granville . . . . .	3		1	9		3	16
Hampden . . . . .	4	11		8		10	43
Holland . . . . .	26	3		2		6	37
HOLYOKE . . . . .	5752	1565	614	1379		614	9924
Longmeadow . . . . .	69	19	14	41		18	161
Ludlow . . . . .	187	54	54	80		47	422
Monson . . . . .	59	17	11	15		17	119
Montgomery . . . . .	1	1		3		1	6
Palmer . . . . .	273	98	41	76		148	636
Russell . . . . .	27	4	7	2		9	49
Southwick . . . . .	13	5	1	3		9	31
SPRINGFIELD . . . . .	6687	2477	1010	2584		2201	14959
Tolland . . . . .							
Wales . . . . .	10	3				8	21
West Springfield . . . . .	598	359	101	321		248	1627
WESTFIELD . . . . .	833	320	135	481		424	2193
Wilbraham . . . . .	70	63	19	37		40	229
Totals . . . . .	16535	5816	2449	6304		4736	35840

County of Plymouth.	William Leslie Ross of Wareham.	All Others.	Blanks.	Total Vote.
Abington . . . . .	265		186	451
Bridgewater . . . . .	147	1	93	241
BROCKTON . . . . .	4692		2674	7366
Carver . . . . .	6		4	10
Duxbury . . . . .	37		16	53
East Bridgewater . . . . .	91		88	179
Halifax . . . . .	13		11	24
Hanover . . . . .	26		12	38
Hanson . . . . .	41		19	60
Hingham . . . . .	180		121	301
Hull . . . . .	148		86	234
Kingston . . . . .	41		26	67
Lakeville . . . . .	7		3	10
Marion . . . . .	47		36	83
Marshfield . . . . .	41		22	63
Mattapoisett . . . . .	30		15	45
Middleborough . . . . .	138		91	229
Norwell . . . . .	19		8	27
Pembroke . . . . .	40		13	53
Plymouth . . . . .	99		118	217
Plympton . . . . .	9		10	19
Rochester . . . . .	1			1
Rockland . . . . .	293		212	505
Scituate . . . . .	158		122	280
Wareham . . . . .	125		54	179
West Bridgewater . . . . .	37		12	49
Whitman . . . . .	306		285	591
Totals . . . . .	7037	1	4337	11375

---

NUMBER OF VOTES

RECEIVED BY EACH

UNION PARTY CANDIDATE FOR NOMINATION  
FOR A STATE OFFICE

AT THE

STATE PRIMARY

SEPTEMBER 20, 1938

ARRANGED BY CITIES, TOWNS AND DISTRICTS

---

UNION PARTY.

NUMBER OF VOTES RECEIVED BY EACH UNION PARTY CANDIDATE FOR NOMINATION FOR A STATE OFFICE AT THE STATE PRIMARY, SEPT. 20, 1938.

Governor.

County of Barnstable.					County of Bristol — Concluded.				
Cities and Towns.	Joseph M. Heflerman of Boston.	All Others.	Blanks.	Total Vote.	Cities and Towns.	Joseph M. Heflerman of Boston.	All Others.	Blanks.	Total Vote.
Barnstable . . . . .	—	—	—	—	Somerset . . . . .	—	—	—	—
Bourne . . . . .	—	—	—	—	SWANSEA . . . . .	—	—	—	—
Brewster . . . . .	—	—	—	—	TAUNTON . . . . .	1	2	—	3
Chatham . . . . .	—	—	—	—	Westport . . . . .	—	—	—	—
Dennis . . . . .	—	—	—	—	Totals . . . . .	3	4	—	7
Eastham . . . . .	—	—	—	—	County of Dukes County.				
Falmouth . . . . .	—	—	—	—	No votes cast.				
Harwich . . . . .	—	—	—	—	County of Essex.				
Mashpee . . . . .	—	—	—	—	Amesbury . . . . .	—	—	—	—
Orleans . . . . .	—	—	—	—	Andover . . . . .	—	—	—	—
Provincetown . . . . .	1	—	—	1	BEVERLY . . . . .	—	—	—	—
Sandwich . . . . .	—	—	—	—	Boxford . . . . .	—	—	—	—
Truro . . . . .	—	1	—	1	Danvers . . . . .	1	2	2	5
Wellfleet . . . . .	—	—	—	—	Essex . . . . .	—	—	—	—
Yarmouth . . . . .	—	—	1	1	Georgetown . . . . .	—	—	—	—
Totals . . . . .	1	1	1	3	GLOUCESTER . . . . .	1	—	—	1
County of Berkshire.					Groveland . . . . .	—	—	—	—
Adams . . . . .	2	—	—	2	HAMILTON . . . . .	—	—	—	—
Alford . . . . .	—	—	—	—	HAYERHILL . . . . .	—	—	—	—
Becket . . . . .	—	—	—	—	Ipswich . . . . .	—	—	1	1
Cheshire . . . . .	—	—	—	—	LAWRENCE . . . . .	—	—	—	—
Clarksburg . . . . .	—	—	—	—	LYNN . . . . .	20	—	—	20
Dalton . . . . .	—	—	—	—	Lynnfield . . . . .	3	—	—	3
Egremont . . . . .	—	—	—	—	Manchester . . . . .	—	—	—	—
Florida . . . . .	—	—	—	—	Marblehead . . . . .	—	—	—	—
Great Barrington . . . . .	—	—	—	—	Merrimac . . . . .	—	—	—	—
Hancock . . . . .	—	—	—	—	Methuen . . . . .	3	—	—	3
Hinsdale . . . . .	—	—	—	—	Middleton . . . . .	—	—	—	—
Lanesborough . . . . .	—	—	—	—	Nahant . . . . .	—	—	—	—
Lee . . . . .	—	—	—	—	Newbury . . . . .	—	—	—	—
Lenox . . . . .	—	—	—	—	NEWBURYPORT . . . . .	—	—	—	—
Monterey . . . . .	—	—	—	—	North Andover . . . . .	3	1	3	7
Mount Washington . . . . .	—	—	—	—	PEABODY . . . . .	—	—	—	—
New Ashford . . . . .	—	—	—	—	Rockport . . . . .	—	—	—	—
New Marlborough . . . . .	—	—	—	—	Rowley . . . . .	—	—	—	—
NORTH ADAMS . . . . .	—	—	—	—	SALEM . . . . .	—	—	—	—
Otis . . . . .	—	—	—	—	Salisbury . . . . .	—	—	—	—
Peru . . . . .	—	—	—	—	Saugus . . . . .	1	—	1	1
PITTSFIELD . . . . .	1	—	—	1	Swampscott . . . . .	1	—	—	1
Richmond . . . . .	—	—	—	—	Topsfield . . . . .	—	1	—	1
Sandisfield . . . . .	—	—	—	—	Wenham . . . . .	—	—	—	—
Savoy . . . . .	—	—	—	—	West Newbury . . . . .	—	—	—	—
Sheffield . . . . .	—	—	—	—	Totals . . . . .	33	4	7	44
Stockbridge . . . . .	—	—	—	—	County of Franklin.				
Tyringham . . . . .	—	—	—	—	Ashfield . . . . .	—	—	—	—
Washington . . . . .	—	—	—	—	Bernardston . . . . .	1	—	—	1
West Stockbridge . . . . .	—	—	—	—	Buckland . . . . .	—	—	—	—
Williamstown . . . . .	—	—	—	—	Charlemont . . . . .	—	—	—	—
Windsor . . . . .	—	—	—	—	Colrain . . . . .	—	—	—	—
Totals . . . . .	3	—	—	3	Conway . . . . .	—	—	—	—
County of Bristol.					Deerfield . . . . .	—	—	—	—
Acushnet . . . . .	—	—	—	—	Erving . . . . .	—	—	—	—
ATTLEBORO . . . . .	1	—	—	1	Gill . . . . .	—	—	—	—
Berkley . . . . .	—	—	—	—	Greenfield . . . . .	53	—	—	53
Dartmouth . . . . .	—	—	—	—	Hawley . . . . .	—	—	—	—
Dighton . . . . .	—	—	—	—	Heath . . . . .	—	—	—	—
Easton . . . . .	—	—	—	—	Leverett . . . . .	—	—	—	—
Fairhaven . . . . .	—	1	—	1	Leyden . . . . .	—	—	—	—
FALL RIVER . . . . .	—	—	—	—	Monroe . . . . .	—	—	—	—
Freetown . . . . .	—	—	—	—	Montague . . . . .	1	—	—	1
Mansfield . . . . .	—	1	—	1	New Salem . . . . .	—	—	—	—
NEW BEDFORD . . . . .	1	—	—	1	Northfield . . . . .	—	—	—	—
North Attleborough . . . . .	—	—	—	—	Orange . . . . .	—	—	—	—
Norton . . . . .	—	—	—	—	Rowe . . . . .	—	—	—	—
Raynham . . . . .	—	—	—	—					
Rehoboth . . . . .	—	—	—	—					
Seekonk . . . . .	—	—	—	—					



UNION PARTY.  
Governor — Continued.

**County of Franklin — Concluded.**

Cities and Towns.	Joseph M. Hefner- man of Boston.	All Others.	Blanks.	Total Vote.
Shelburne . . . . .	—	—	—	—
Shutesbury . . . . .	—	—	—	—
Sunderland . . . . .	—	—	—	—
Warwick . . . . .	—	—	—	—
Wendell . . . . .	—	—	—	—
Whately . . . . .	—	—	—	—
Totals . . . . .	55	—	—	55

**County of Hampden.**

Agawam . . . . .	—	—	—	—
Blandford . . . . .	—	—	—	—
Brimfield . . . . .	—	—	—	—
Chester . . . . .	—	—	—	—
CHICOPEE . . . . .	4	6	6	16
East Longmeadow . . . . .	—	—	—	—
Granville . . . . .	—	—	—	—
Hampden . . . . .	—	—	—	—
Holland . . . . .	—	—	—	—
HOLYOKE . . . . .	—	3	3	6
Longmeadow . . . . .	—	—	—	—
Ludlow . . . . .	—	—	—	—
Monson . . . . .	—	—	—	—
Montgomery . . . . .	—	—	—	—
Palmer . . . . .	—	—	—	—
Russell . . . . .	—	—	—	—
Southwick . . . . .	—	—	—	—
SPRINGFIELD . . . . .	30	—	4	34
Tolland . . . . .	—	—	—	—
Wales . . . . .	—	—	—	—
West Springfield . . . . .	—	—	1	1
WESTFIELD . . . . .	—	—	—	—
Wilbraham . . . . .	—	—	—	—
Totals . . . . .	31	9	14	57

**County of Hampshire.**

Amherst . . . . .	—	—	—	—
Belchertown . . . . .	—	—	—	—
Chesterfield . . . . .	—	—	—	—
Cummington . . . . .	—	—	—	—
Easthampton . . . . .	—	—	1	1
Goshen . . . . .	—	—	—	—
Granby . . . . .	—	—	—	—
Hadley . . . . .	—	—	—	—
Hatfield . . . . .	—	—	—	—
Huntington . . . . .	—	—	—	—
Middlefield . . . . .	—	—	—	—
NORTHAMPTON . . . . .	1	—	—	1
Pelham . . . . .	—	—	—	—
Plainfield . . . . .	—	—	—	—
South Hadley . . . . .	—	—	1	1
Southampton . . . . .	—	—	—	—
Ware . . . . .	—	—	—	—
Westhampton . . . . .	—	—	—	—
Williamsburg . . . . .	—	—	—	—
Worthington . . . . .	—	—	—	—
Totals . . . . .	1	—	2	3

**County of Middlesex.**

Acton . . . . .	—	—	—	—
Arlington . . . . .	1	—	1	2
Ashby . . . . .	—	—	—	—
Ashland . . . . .	—	—	—	—
Ayer . . . . .	—	—	—	—
Bedford . . . . .	—	—	—	—
Belmont . . . . .	—	—	1	1
Billerica . . . . .	—	1	—	1
Boxborough . . . . .	—	—	—	—
Burlington . . . . .	3	—	—	3
CAMBRIDGE . . . . .	4	—	10	14
Carlisle . . . . .	—	—	—	—
Chelmsford . . . . .	—	—	—	—
Concord . . . . .	—	—	—	—
Dracont . . . . .	—	—	—	—

**County of Middlesex — Concluded.**

Cities and Towns.	Joseph M. Hefner- man of Boston.	All Others.	Blanks.	Total Vote.
Dunstable . . . . .	—	—	—	—
EVERETT . . . . .	1	4	6	11
Frammingham . . . . .	—	—	—	—
Groton . . . . .	—	—	—	—
Holliston . . . . .	—	—	—	—
Hopkinton . . . . .	—	—	—	—
Hudson . . . . .	—	—	—	—
Lexington . . . . .	—	—	—	—
Lincoln . . . . .	—	—	—	—
Littleton . . . . .	—	—	—	—
LOWELL . . . . .	5	—	8	13
MALDEN . . . . .	—	—	11	11
MARLBOROUGH . . . . .	—	—	—	—
Maynard . . . . .	—	—	—	—
MEDFORD . . . . .	—	—	—	—
MELROSE . . . . .	—	—	—	—
Natick . . . . .	1	—	1	2
NEWTON . . . . .	14	—	9	23
North Reading . . . . .	—	—	—	—
Pepperell . . . . .	—	—	—	—
Reading . . . . .	—	—	—	—
Sherborn . . . . .	—	—	—	—
Shirley . . . . .	—	—	—	—
SOMERVILLE . . . . .	5	2	14	21
Stonham . . . . .	4	—	—	4
Stow . . . . .	—	—	—	—
Sudbury . . . . .	—	—	—	—
Tewksbury . . . . .	—	—	—	—
Townsend . . . . .	—	—	—	—
Tyngsborough . . . . .	—	—	—	—
Wakefield . . . . .	16	—	4	20
WALTHAM . . . . .	1	—	1	2
Watertown . . . . .	3	—	1	4
Wayland . . . . .	3	—	1	4
Westford . . . . .	—	—	—	—
Weston . . . . .	—	—	—	—
Wilmington . . . . .	—	—	—	—
Winchester . . . . .	—	1	—	1
WOBURN . . . . .	44	—	—	44
Totals . . . . .	107	8	68	183

**County of Nantucket.**  
No votes cast.

**County of Norfolk.**

Avon . . . . .	—	—	—	—
Bellingham . . . . .	1	—	—	1
Braintree . . . . .	4	—	—	4
Brookline . . . . .	7	1	4	12
Canton . . . . .	3	—	—	3
Coliasset . . . . .	—	—	—	—
Dedham . . . . .	1	—	—	1
Dover . . . . .	—	—	—	—
Foxborough . . . . .	—	—	—	—
Franklin . . . . .	—	—	—	—
Hollbrook . . . . .	—	—	—	—
Medfield . . . . .	—	—	—	—
Medway . . . . .	—	—	—	—
Millis . . . . .	—	—	—	—
Milton . . . . .	—	—	—	—
Needham . . . . .	—	—	—	—
Norfolk . . . . .	—	—	—	—
Norwood . . . . .	—	1	1	2
Plainville . . . . .	—	—	—	—
QUINCY . . . . .	—	10	13	23
Randolph . . . . .	—	—	—	—
Sharon . . . . .	—	—	—	—
Stoughton . . . . .	—	—	—	—
Walpole . . . . .	—	—	—	—
Wellesley . . . . .	—	—	—	—
Westwood . . . . .	—	—	1	1
Weymouth . . . . .	—	—	3	3
Wrentham . . . . .	—	—	—	—
Totals . . . . .	16	12	22	50

UNION PARTY:  
Governor — Continued.

County of Plymouth.				
Cities and Towns.	Joseph M. Heffernan of Boston.	All Others.	Blanks.	Total Vote.
Abington . . . . .	3	-	-	3
Bridgewater . . . . .	-	-	-	-
BROCKTON . . . . .	1	-	-	1
Carver . . . . .	-	-	-	-
Duxbury . . . . .	-	-	-	-
East Bridgewater . . . . .	-	-	-	-
Halifax . . . . .	-	-	-	-
Hanover . . . . .	-	-	-	-
Hanson . . . . .	-	-	-	-
Hingham . . . . .	-	-	-	-
Hull . . . . .	-	-	-	-
Kingston . . . . .	-	-	-	-
Lakeville . . . . .	-	-	-	-
Marion . . . . .	-	-	-	-
Marshfield . . . . .	-	-	-	-
Mattapoisett . . . . .	-	-	-	-
Middleborough . . . . .	-	-	-	-
Norwell . . . . .	-	-	-	-
Pembroke . . . . .	-	-	-	-
Plymouth . . . . .	-	-	-	-
Plympton . . . . .	-	-	-	-
Rochester . . . . .	-	-	-	-
Rockland . . . . .	2	-	1	3
Scituate . . . . .	-	-	-	-
Wareham . . . . .	-	-	-	-
West Bridgewater . . . . .	-	-	-	-
Whitman . . . . .	-	-	-	-
Totals . . . . .	6	-	1	7

County of Suffolk.				
BOSTON . . . . .	188	-	111	299
CHELSEA . . . . .	-	-	-	-
REVERE . . . . .	-	-	-	-
Winthrop . . . . .	-	-	-	-
Totals . . . . .	188	-	111	299

County of Worcester.				
Ashburnham . . . . .	-	-	-	-
Athol . . . . .	-	-	-	-
Auburn . . . . .	-	-	-	-
Barre . . . . .	-	-	-	-
Berlin . . . . .	-	-	-	-
Blackstone . . . . .	-	-	-	-
Bolton . . . . .	1	-	-	1
Boylston . . . . .	-	-	-	-
Brookfield . . . . .	-	-	-	-
Charlton . . . . .	-	-	1	1
Clinton . . . . .	-	-	-	-
Douglas . . . . .	-	-	-	-
Dudley . . . . .	-	-	-	-
East Brookfield . . . . .	-	-	-	-
FITCHBURG . . . . .	-	-	-	-
GARDNER . . . . .	-	-	-	-
Grafton . . . . .	-	-	-	-
Hardwick . . . . .	-	-	-	-
Harvard . . . . .	-	-	-	-
Holden . . . . .	-	-	-	-
Hopedale . . . . .	-	-	-	-
Hubbardston . . . . .	-	-	-	-
Lancaster . . . . .	-	-	-	-
Leicester . . . . .	-	-	-	-
LEOMINSTER . . . . .	-	2	1	3

County of Worcester — Concluded.				
Cities and Towns.	Joseph M. Heffernan of Boston.	All Others.	Blanks.	Total Vote.
Lunenburg . . . . .	-	-	-	-
Mendon . . . . .	-	-	-	-
Millford . . . . .	-	-	-	-
Millbury . . . . .	-	-	-	-
Millville . . . . .	-	-	-	-
New Braintree . . . . .	-	-	-	-
North Brookfield . . . . .	-	-	-	-
Northborough . . . . .	-	1	1	2
Northbridge . . . . .	-	-	-	-
Oakham . . . . .	-	-	-	-
Oxford . . . . .	-	-	-	-
Paxton . . . . .	-	-	-	-
Petersham . . . . .	-	-	-	-
Phillipston . . . . .	-	-	-	-
Princeton . . . . .	-	-	-	-
Royalston . . . . .	-	-	-	-
Rutland . . . . .	-	-	-	-
Shrewsbury . . . . .	-	-	-	-
Southborough . . . . .	-	-	-	-
Southbridge . . . . .	-	-	-	-
Spencer . . . . .	-	-	-	-
Sterling . . . . .	-	-	-	-
Sturbridge . . . . .	-	-	-	-
Sutton . . . . .	-	-	-	-
Templeton . . . . .	-	-	-	-
Cpton . . . . .	-	-	-	-
Uxbridge . . . . .	-	-	-	-
Warren . . . . .	1	-	-	1
Webster . . . . .	-	-	-	-
West Boylston . . . . .	-	-	-	-
West Brookfield . . . . .	-	-	-	-
Westborough . . . . .	-	-	-	-
Westminster . . . . .	-	-	-	-
Winchendon . . . . .	-	-	-	-
WORCESTER . . . . .	5	-	-	5
Totals . . . . .	7	3	3	13

Aggregate of Votes.				
Counties.	Joseph M. Heffernan of Boston.	All Others.	Blanks.	Total Vote.
BARNSTABLE . . . . .	1	1	1	3
BERKSHIRE . . . . .	3	-	-	3
BRISTOL . . . . .	3	4	-	7
DUKES COUNTY . . . . .	-	-	-	-
ESSEX . . . . .	33	4	7	44
FRANKLIN . . . . .	55	-	-	55
HAMPDEN . . . . .	34	9	14	57
HAMPSHIRE . . . . .	1	-	2	3
MIDDLESEX . . . . .	107	8	68	183
NANTUCKET . . . . .	-	-	-	-
NORFOLK . . . . .	16	12	22	50
PLYMOUTH . . . . .	6	-	1	7
SUFFOLK . . . . .	188	-	111	299
WORCESTER . . . . .	7	3	3	13
Totals . . . . .	454	41	229	724

UNION PARTY.  
Lieutenant Governor

County of Barnstable.

Cities and Towns.	F. Joseph Harney of Lynn.	All Others.	Blanks.	Total Vote.
No votes cast.				

County of Berkshire.

Adams				
Alford				
Becket				
Cheshire				
Clarksburg				
Dalton				
Egremont				
Florida				
Great Barrington				
Hancock				
Hinsdale				
Lanesborough				
Lee				
Lenox				
Monterey				
Mount Washington				
New Ashford				
New Marlborough				
NORTH ADAMS				
Otis				
Peru				
PITTSFIELD	1			1
Richmond				
Sandisfield				
Savoy				
Sheffield				
Stockbridge				
Tyringham				
Washington				
West Stockbridge				
Williamstown				
Windsor				
Totals	1			1

County of Bristol.

Acushnet				
ATTLEBORO.				
Berkley				
Dartmouth				
Dighton				
Easton				
Fairhaven			1	1
FALL RIVER				
Freetown				
Mansfield			1	1
NEW BEDFORD	1			1
North Attleborough				
Norton				
Raynham				
Rehoboth				
Seekonk				
Somerset				
Swansea				
TAUNTON	1		2	3
Westport				
Totals	2		4	6

County of Dukes County.

No votes cast.

County of Essex.

Amesbury				
Andover				
BEVERLY				
Boxford				
Danvers		1	4	5
Essex				
Georgetown				

County of Essex — Concluded

Cities and Towns.	F. Joseph Harney of Lynn.	All Others.	Blanks.	Total Vote
GLOUCESTER				
Groveland				
Hamilton				
HAVERHILL.			3	3
Ipswich			1	1
LAWRENCE				
LYNN	16			16
Lynnfield	3			3
Manchester				
Marblehead				
Merrimac				
Methuen			3	3
Middleton				
Nahant				
Newbury	1			1
NEWBURYPORT				
North Andover	3	1	3	7
PEABODY				
Rockport				
Rowley				
SALEM				
Salisbury				
Saugus		1	1	2
Swampscott	1			1
Topsfield		1		1
Wenham				
West Newbury				
Totals	24	4	17	45

County of Franklin.

Ashfield				
Bernardston				
Buckland	1			1
Charlemont				
Colrain				
Conway				
Deerfield				
Erving				
Gill				
Greenfield	46		7	53
Hawley				
Heath				
Leverett				
Leyden				
Monroe				
Montague	1			1
New Salem				
Northfield				
Orange				
Rowe				
Shelburne				
Shutesbury				
Sunderland				
Warwick				
Wendell				
Whately				
Totals	48		7	55

County of Hampden.

Agawam				
Blandford				
Brimfield				
Chester				
CHICPEE	3	3	10	16
East Longmeadow				
Granville				
Hampden				
Holland				
HOLYOKE		1	5	6
Longmeadow				
Ludlow				
Monson				
Montgomery				
Palmer				

UNION PARTY.

Lieutenant Governor — Continued.

County of Hampden — Concluded

Cities and Towns	F. Joseph of Lynn.	Harney	All Others.	Blanks	Total Vote.
Russell					
Southwick					
SPRINGFIELD	25			9	34
Tolland					
Wales					
West Springfield				1	1
WESTFIELD					
Wilbraham					
Totals	28	4	25		57

County of Hampshire.

Amherst					
Belchertown					
Chesterfield					
Cummington					
Easthampton				1	1
Goshen					
Granby					
Hadley					
Hatfield					
Huntington					
Middlefield					
NORTHAMPTON	1				1
Pelham					
Plainfield					
South Hadley				1	1
Southampton					
Ware					
Westhampton					
Williamsburg					
Worthington					
Totals	1			2	3

County of Middlesex.

Acton					
Arlington				2	2
Ashby					
Ashland					
Ayer					
Bedford					
Belmont				1	1
Billerica				1	1
Boxborough					
Burlington	2			1	3
CAMBRIDGE	1			13	14
Carlisle					
Chelmsford					
Concord					
Dracut					
Dunstable					
EVERETT	1	3		7	11
Frammingham				3	3
Groton					
Holliston					
Hopkinton					
Iludson					
Lexington					
Lincoln					
Littleton					
LOWELL	5			8	13
MALDEN				11	11
MARLBOROUGH	1			1	2
Maynard					
MELROSE					
Natick	1			1	2
NEWTON	12			11	23
North Reading					
Pepperell					
Reading					
Sherborn					
Shirley					
SOMERVILLE	5	2		14	21
Stoneham	4				4
Stow					

County of Middlesex — Concluded.

Cities and Towns.	F. Joseph of Lynn.	Harney	All Others.	Blanks.	Total Vote.
Sudbury					
Tewksbury					
Townsend					
Tyngsborough					
Wakefield	15			5	20
WALTHAM				1	2
Watertown	1			3	4
Wayland				4	4
Westford					
Weston					
Wilmington					
Winchester				1	1
WORURN	40				40
Totals	89	6		87	182

County of Nantucket.

No votes cast.

County of Norfolk.

Avon					
Bellingham		1			1
Braintree		2			2
Brookline		7		5	12
Canton		2			2
Coliasset					
Dedham		1			1
Dover					
Foxborough					
Franklin					
Holbrook					
Medfield					
Medway					
Milms					
Milton					
Needham					
Norfolk					
Norwood				2	2
Plainville					
QUINCY			3	20	23
Randolph					
Sharon					
Stoughton					
Walpole					
Wellesley					
Westwood					
Weymouth				3	3
Wrentham					
Totals	13	3	30	30	46

County of Plymouth.

Abington	1				1
Bridgewater					
BROCKTON	1				1
Carver					
Duxbury					
East Bridgewater					
Halifax					
Hanover					
Hanson					
Hingham					
Hull					
Kingston					
Lakeville					
Marion					
Marshfield					
Mattapoisett					
Middleborough					
Norwell					
Pembroke					
Plymouth					
Plympton					
Rochester					
Rockland	2			1	3

UNION PARTY.

Lieutenant Governor — Concluded.

County of Plymouth — Concluded.

Cities and Towns.	F. Joseph of Lynn.	Harney	All Others.	Blanks.	Total Vote.
Scituate . . . . .	—	—	—	—	—
Wareham . . . . .	—	—	—	—	—
West Bridgewater . . . . .	—	—	—	—	—
Whitman . . . . .	—	—	—	—	—
Totals . . . . .	4	—	—	1	5

County of Suffolk.

BOSTON . . . . .	129	—	—	—	299
CHELSEA . . . . .	—	—	—	—	—
REVERE . . . . .	—	—	—	—	—
Winthrop . . . . .	—	—	—	—	—
Totals . . . . .	129	—	—	170	299

County of Worcester.

Ashburnham . . . . .	—	—	—	—	—
Athol . . . . .	—	—	—	—	—
Auburn . . . . .	—	—	—	—	—
Barre . . . . .	—	—	—	—	—
Berlin . . . . .	—	—	—	—	—
Blackstone . . . . .	—	—	—	—	—
Bolton . . . . .	1	—	—	—	1
Boylston . . . . .	—	—	—	—	—
Brookfield . . . . .	—	—	—	—	—
Charlton . . . . .	—	—	—	1	1
Clinton . . . . .	—	—	—	—	—
Douglas . . . . .	—	—	—	—	—
Dudley . . . . .	—	—	—	—	—
FITCHBURG . . . . .	—	—	—	—	—
GARDNER . . . . .	—	—	—	—	—
Grafton . . . . .	—	—	—	—	—
Hardwick . . . . .	—	—	—	—	—
Harvard . . . . .	—	—	—	—	—
Holden . . . . .	—	—	—	—	—
Hopedale . . . . .	—	—	—	—	—
Hubbardston . . . . .	—	—	—	—	—
Lancaster . . . . .	—	—	—	—	—
Leicester . . . . .	—	—	—	—	—
LEOMINSTER . . . . .	—	—	1	2	3
Lunenburg . . . . .	—	—	—	—	—
Mendon . . . . .	—	—	—	—	—
Milford . . . . .	—	—	—	—	—
Millbury . . . . .	—	—	—	—	—
Millville . . . . .	—	—	—	—	—
New Braintree . . . . .	—	—	—	—	—
North Brookfield . . . . .	—	—	—	—	—
Northborough . . . . .	—	—	—	2	2
Northbridge . . . . .	—	—	—	—	—
Oakham . . . . .	—	—	—	—	—
Oxford . . . . .	—	—	—	—	—
Paxton . . . . .	—	—	—	—	—

County of Worcester — Concluded.

Cities and Towns.	F. Joseph of Lynn.	Harney	All Others.	Blanks.	Total Vote.
Petersham . . . . .	—	—	—	—	—
Phillipston . . . . .	—	—	—	—	—
Princeton . . . . .	—	—	—	—	—
Royalston . . . . .	—	—	—	—	—
Rutland . . . . .	—	—	—	—	—
Shrewsbury . . . . .	—	—	—	—	—
Southborough . . . . .	—	—	—	—	—
Southbridge . . . . .	—	—	—	—	—
Spencer . . . . .	—	—	—	—	—
Sterling . . . . .	—	—	—	—	—
Sturbridge . . . . .	—	—	—	—	—
Sutton . . . . .	—	—	—	—	—
Templeton . . . . .	—	—	—	—	—
Upton . . . . .	—	—	—	—	—
Uxbridge . . . . .	—	—	—	—	—
Warren . . . . .	—	1	—	—	1
Webster . . . . .	—	—	—	—	—
West Boylston . . . . .	—	—	—	—	—
West Brookfield . . . . .	—	—	—	—	—
Westborough . . . . .	—	—	—	—	—
Westminster . . . . .	—	—	—	—	—
Winchendon . . . . .	—	—	—	—	—
WORCESTER . . . . .	4	—	—	—	4
Totals . . . . .	6	1	5	—	12

Aggregate of Votes.

Counties.	F. Joseph of Lynn.	Harney	All Others.	Blanks.	Total Vote.
BARNSTABLE . . . . .	—	—	—	—	—
BERKSHIRE . . . . .	1	—	—	—	1
BRISTOL . . . . .	2	—	—	4	6
DUKES COUNTY . . . . .	—	—	—	—	—
ESSEX . . . . .	24	—	4	17	45
FRANKLIN . . . . .	48	—	—	7	55
HAMPDEN . . . . .	28	—	4	25	57
HAMPSHIRE . . . . .	1	—	—	2	3
MIDDLESEX . . . . .	89	—	6	87	182
NANTUCKET . . . . .	—	—	—	—	—
NORFOLK . . . . .	13	—	3	30	46
PLYMOUTH . . . . .	4	—	—	1	5
SUFFOLK . . . . .	129	—	—	170	299
WORCESTER . . . . .	6	1	5	—	12
Totals . . . . .	345	18	350	713	

Secretary.

County of Barnstable.

Cities and Towns.	John E. Spillane of Abington.	All Others.	Blanks.	Total Vote.
No votes cast.	—	—	—	—

County of Berkshire.

Adams . . . . .	2	—	—	2
Alford . . . . .	—	—	—	—
Becket . . . . .	—	—	—	—
Cheshire . . . . .	—	—	—	—

County of Berkshire — Continued.

Cities and Towns.	John E. Spillane of Abington.	All Others.	Blanks.	Total Vote.
Clarksburg . . . . .	—	—	—	—
Dalton . . . . .	—	—	—	—
Egremont . . . . .	—	—	—	—
Florida . . . . .	—	—	—	—
Great Barrington . . . . .	—	—	—	—
Hancock . . . . .	—	—	—	—
Hinsdale . . . . .	—	—	—	—
Lanesborough . . . . .	—	—	—	—

UNION PARTY.  
Secretary — Continued.

County of Berkshire — Concluded.

Cities and Towns.	John E. Spillane of Abington.	All Other	Blanks.	Total Vote.
Lee . . . . .	—	—	—	—
Lenox . . . . .	—	—	—	—
Monterey . . . . .	—	—	—	—
Mount Washington . . . . .	—	—	—	—
New Ashford . . . . .	—	—	—	—
New Marlborough . . . . .	—	—	—	—
NORTH ADAMS . . . . .	—	—	—	—
Otis . . . . .	—	—	—	—
Peru . . . . .	—	—	—	—
PITTSFIELD . . . . .	1	—	—	1
Richmond . . . . .	—	—	—	—
Sandisfield . . . . .	—	—	—	—
Savoy . . . . .	—	—	—	—
Sheffield . . . . .	—	—	—	—
Stockbridge . . . . .	—	—	—	—
Tyringham . . . . .	—	—	—	—
Washington . . . . .	—	—	—	—
West Stockbridge . . . . .	—	—	—	—
Williamstown . . . . .	—	—	—	—
Windsor . . . . .	—	—	—	—
Totals . . . . .	3	—	—	3

County of Bristol.

Acushnet . . . . .	—	—	—	—
ATTLEBORO . . . . .	—	—	—	—
Berkley . . . . .	—	—	—	—
Dartmouth . . . . .	—	—	—	—
Dighton . . . . .	—	—	—	—
Easton . . . . .	—	—	—	—
Fairhaven . . . . .	—	—	1	1
FALL RIVER . . . . .	—	—	—	—
Freetown . . . . .	—	—	—	—
Mansfield . . . . .	—	1	—	1
NEW BEDFORD . . . . .	1	—	—	1
North Attleborough . . . . .	—	—	—	—
Norton . . . . .	—	—	—	—
Raynham . . . . .	—	—	—	—
Rehoboth . . . . .	—	—	—	—
Seekonk . . . . .	—	—	—	—
Somerset . . . . .	—	—	—	—
Swansea . . . . .	—	—	—	—
TAUNTON . . . . .	1	—	2	3
Westport . . . . .	—	—	—	—
Totals . . . . .	2	1	3	6

County of Dukes County.

No votes cast.

County of Essex.

Amesbury . . . . .	—	—	—	—
Andover . . . . .	—	—	—	—
BEVERLY . . . . .	—	—	—	—
Boxford . . . . .	—	—	—	—
Danvers . . . . .	—	—	5	5
Essex . . . . .	—	—	—	—
Georgetown . . . . .	—	—	—	—
GLOUCESTER . . . . .	—	—	—	—
Groveland . . . . .	—	—	—	—
Hamilton . . . . .	—	—	—	—
HAVERHILL . . . . .	—	—	—	—
Ipswich . . . . .	—	—	1	1
LAWRENCE . . . . .	—	—	—	—
LYNN . . . . .	14	—	—	14
Lynnfield . . . . .	2	—	1	3
Manchester . . . . .	—	—	—	—
Marblehead . . . . .	—	—	—	—
Merrimac . . . . .	—	—	3	3
Methuen . . . . .	—	—	—	—
Middleton . . . . .	—	—	—	—
Nahant . . . . .	—	—	—	—
Newbury . . . . .	—	—	—	—
NEWBURYPORT . . . . .	—	—	—	—
North Andover . . . . .	3	1	3	7

County of Essex — Concluded.

Cities and Towns.	John E. Spillane of Abington.	All Others.	Blanks.	Total Vote.
PEABODY . . . . .	—	—	—	—
Rockport . . . . .	—	—	—	—
Rowley . . . . .	—	—	—	—
SALEM . . . . .	—	—	—	—
Salisbury . . . . .	—	—	—	—
Saugus . . . . .	—	—	—	—
Swampscott . . . . .	1	—	—	1
Topsfield . . . . .	—	—	—	—
Wenham . . . . .	—	—	—	—
West Newbury . . . . .	—	—	—	—
Totals . . . . .	20	1	13	34

County of Franklin.

Ashfield . . . . .	—	—	—	—
Bernardston . . . . .	—	—	—	—
Buckland . . . . .	—	—	—	—
Charlemont . . . . .	—	—	—	—
Colrain . . . . .	—	—	—	—
Codway . . . . .	—	—	—	—
Deerfield . . . . .	—	—	—	—
Erving . . . . .	—	—	—	—
Gill . . . . .	—	—	—	—
Greenfield . . . . .	38	—	—	38
Hawley . . . . .	—	—	—	—
Heath . . . . .	—	—	—	—
Leverett . . . . .	—	—	—	—
Leyden . . . . .	—	—	—	—
Monroe . . . . .	—	—	—	—
Montague . . . . .	—	—	—	—
New Salem . . . . .	—	—	—	—
Northfield . . . . .	—	—	—	—
Orange . . . . .	—	—	—	—
Rowe . . . . .	—	—	—	—
Shelburne . . . . .	—	—	—	—
Shutesbury . . . . .	—	—	—	—
Sunderland . . . . .	—	—	—	—
Warwick . . . . .	—	—	—	—
Wendell . . . . .	—	—	—	—
Whately . . . . .	—	—	—	—
Totals . . . . .	38	—	—	38

County of Hampden.

Agawam . . . . .	—	—	—	—
Blandford . . . . .	—	—	—	—
Brimfield . . . . .	—	—	—	—
Chester . . . . .	—	—	—	—
CHICOPEE . . . . .	3	—	13	16
East Longmeadow . . . . .	—	—	—	—
Granville . . . . .	—	—	—	—
Hampden . . . . .	—	—	—	—
Holland . . . . .	—	—	—	—
HOLYOKE . . . . .	—	—	6	6
Longmeadow . . . . .	—	—	—	—
Ludlow . . . . .	—	—	—	—
Monson . . . . .	—	—	—	—
Montgomery . . . . .	—	—	—	—
Palmer . . . . .	—	—	—	—
Russell . . . . .	—	—	—	—
Southwick . . . . .	—	—	—	—
SPRINGFIELD . . . . .	27	—	7	34
Tolland . . . . .	—	—	—	—
Wales . . . . .	—	—	—	—
West Springfield . . . . .	—	—	1	1
WESTFIELD . . . . .	—	—	—	—
Wilbraham . . . . .	—	—	—	—
Totals . . . . .	30	—	27	57

County of Hampshire.

No votes cast.

UNION PARTY.  
Secretary — Continued.

County of Middlesex.				
Cities and Towns.	John E. Spillane of Abington.	All Others.	Blanks.	Total Vote.
Acton . . . . .	—	—	—	—
Arlington . . . . .	—	—	—	—
Ashby . . . . .	—	—	—	—
Ashland . . . . .	—	—	—	—
Ayer . . . . .	—	—	—	—
Bedford . . . . .	—	—	—	—
Belmont . . . . .	—	—	—	—
Billerica . . . . .	—	—	—	—
Boxborough . . . . .	—	—	—	—
Burlington . . . . .	—	—	—	—
CAMBRIDGE . . . . .	12	—	12	14
Carlisle . . . . .	—	—	—	—
Chelmsford . . . . .	—	—	—	—
Concord . . . . .	—	—	—	—
Dracut . . . . .	—	—	—	—
Dunstable . . . . .	—	—	—	—
EVERETT . . . . .	1	—	10	11
Frammingham . . . . .	—	—	3	3
Groton . . . . .	—	—	—	—
Holliston . . . . .	—	—	—	—
Hopkinton . . . . .	—	—	—	—
Hudson . . . . .	—	—	—	—
Lexington . . . . .	—	—	—	—
Lincoln . . . . .	—	—	—	—
Littleton . . . . .	—	—	—	—
LOWELL . . . . .	4	—	9	13
MALDEN . . . . .	—	—	11	11
MARLBOROUGH . . . . .	—	—	2	2
Maynard . . . . .	—	—	—	—
MEDFORD . . . . .	—	—	—	—
MELROSE . . . . .	—	—	—	—
Natick . . . . .	1	—	1	2
NEWTON . . . . .	12	—	11	23
North Reading . . . . .	—	—	—	—
Pepperell . . . . .	—	—	—	—
Reading . . . . .	—	—	—	—
Sherborn . . . . .	—	—	—	—
Shirley . . . . .	—	—	—	—
SOMERVILLE . . . . .	5	1	15	21
Stoneham . . . . .	4	—	—	4
Stow . . . . .	—	—	—	—
Sudbury . . . . .	—	—	—	—
Tewksbury . . . . .	—	—	—	—
Townsend . . . . .	—	—	—	—
Tyngsborough . . . . .	—	—	—	—
Wakefield . . . . .	13	—	7	20
WALTHAM . . . . .	1	—	1	2
Watertown . . . . .	1	—	3	4
Wayland . . . . .	—	—	—	—
Westford . . . . .	—	—	—	—
Weston . . . . .	—	—	—	—
Wilmington . . . . .	—	—	—	—
Winchester . . . . .	—	—	1	1
WOBURN . . . . .	40	—	—	40
Totals . . . . .	86	1	90	177

County of Nantucket.

No votes cast.

County of Norfolk.

Avon . . . . .	—	—	—	—
Bellingham . . . . .	—	—	—	—
Braintree . . . . .	1	—	—	1
Brookline . . . . .	7	—	5	12
Canton . . . . .	2	—	—	2
Cohasset . . . . .	—	—	—	—
Dedham . . . . .	1	—	—	1
Dover . . . . .	—	—	—	—
Foxborough . . . . .	—	—	—	—
Franklin . . . . .	—	—	—	—
Holbrook . . . . .	—	—	—	—
Medfield . . . . .	—	—	—	—
Medway . . . . .	—	—	—	—
Millis . . . . .	—	—	—	—

County of Norfolk — Concluded.				
Cities and Towns.	John E. Spillane of Abington.	All Others.	Blanks.	Total Vote.
Milton . . . . .	—	—	—	—
Needham . . . . .	—	—	—	—
Norfolk . . . . .	—	—	—	—
Norwood . . . . .	—	—	—	—
Plainville . . . . .	—	—	—	—
QUINCY . . . . .	—	—	—	—
Randolph . . . . .	—	—	—	—
Sharon . . . . .	—	—	—	—
Stoughton . . . . .	—	—	—	—
Walpole . . . . .	—	—	—	—
Wellesley . . . . .	—	—	—	—
Westwood . . . . .	—	—	—	—
Weymouth . . . . .	—	—	—	—
Wrentham . . . . .	—	—	—	—
Totals . . . . .	11	—	34	45

County of Plymouth.

Abington . . . . .	2	—	—	2
Bridgewater . . . . .	—	—	—	—
BROCKTON . . . . .	1	—	—	1
Carver . . . . .	—	—	—	—
Duxbury . . . . .	—	—	—	—
East Bridgewater . . . . .	—	—	—	—
Halifax . . . . .	—	—	—	—
Hanover . . . . .	—	—	—	—
Hanson . . . . .	—	—	—	—
Hingham . . . . .	—	—	—	—
Hull . . . . .	—	—	—	—
Kingston . . . . .	—	—	—	—
Lakeville . . . . .	—	—	—	—
Marion . . . . .	—	—	—	—
Marshfield . . . . .	—	—	—	—
Mattapoisett . . . . .	—	—	—	—
Middleborough . . . . .	—	—	—	—
Norwell . . . . .	—	—	—	—
Pembroke . . . . .	—	—	—	—
Plymouth . . . . .	—	—	—	—
Plympton . . . . .	—	—	—	—
Rochester . . . . .	—	—	—	—
Rockland . . . . .	2	—	1	3
Scituate . . . . .	—	—	—	—
Wareham . . . . .	—	—	—	—
West Bridgewater . . . . .	—	—	—	—
Whitman . . . . .	—	—	—	—
Totals . . . . .	5	—	1	6

County of Suffolk.

BOSTON . . . . .	116	—	183	299
CHELSEA . . . . .	—	—	—	—
REVERE . . . . .	—	—	—	—
Winthrop . . . . .	—	—	—	—
Totals . . . . .	116	—	183	299

County of Worcester.

Ashburnham . . . . .	—	—	—	—
Athol . . . . .	—	—	—	—
Auburn . . . . .	—	—	—	—
Barre . . . . .	—	—	—	—
Berlin . . . . .	—	—	—	—
Blackstone . . . . .	—	—	—	—
Bolton . . . . .	1	—	—	1
Boylston . . . . .	—	—	—	—
Brookfield . . . . .	—	—	—	—
Charlton . . . . .	—	—	—	—
Clinton . . . . .	—	—	—	—
Douglas . . . . .	—	—	—	—
Dudley . . . . .	—	—	—	—
East Brookfield . . . . .	—	—	—	—
FITCHBURG . . . . .	—	—	—	—
GARDNER . . . . .	—	—	—	—
Grafton . . . . .	—	—	—	—
Hardwick . . . . .	—	—	—	—
Harvard . . . . .	—	—	—	—

UNION PARTY.  
Secretary — Concluded.

County of Worcester — Continued.

Cities and Towns.	John E. Spillane of Abington.	All Others.	Blanks.	Total Vote.
Holden . . . . .	1	1	1	3
Hopedale . . . . .	1	1	1	3
Hubbardston . . . . .	1	1	1	3
Lancaster . . . . .	1	1	1	3
Leicester . . . . .	1	1	1	3
LEOMINSTER . . . . .	1	1	1	3
LUNENBURG . . . . .	1	1	1	3
Mendon . . . . .	1	1	1	3
Milford . . . . .	1	1	1	3
Millbury . . . . .	1	1	1	3
Millville . . . . .	1	1	1	3
New Braintree . . . . .	1	1	1	3
North Brookfield . . . . .	1	1	1	3
Northborough . . . . .	1	1	1	3
Northbridge . . . . .	1	1	1	3
Oakham . . . . .	1	1	1	3
Oxford . . . . .	1	1	1	3
Paxton . . . . .	1	1	1	3
Petersham . . . . .	1	1	1	3
Phillipston . . . . .	1	1	1	3
Princeton . . . . .	1	1	1	3
Royalston . . . . .	1	1	1	3
Rutland . . . . .	1	1	1	3
Shrewsbury . . . . .	1	1	1	3
Southborough . . . . .	1	1	1	3
Southbridge . . . . .	1	1	1	3
Spencer . . . . .	1	1	1	3
Sterling . . . . .	1	1	1	3
Sturbridge . . . . .	1	1	1	3
Sutton . . . . .	1	1	1	3
Templeton . . . . .	1	1	1	3
Upton . . . . .	1	1	1	3
Uxbridge . . . . .	1	1	1	3
Warren . . . . .	1	1	1	3
Webster . . . . .	1	1	1	3

County of Worcester — Concluded.

Cities and Towns.	John E. Spillane of Abington.	All Others.	Blanks.	Total Vote.
West Boylston . . . . .	1	1	1	3
West Brookfield . . . . .	1	1	1	3
Westborough . . . . .	1	1	1	3
Westminster . . . . .	1	1	1	3
Winchendon . . . . .	1	1	1	3
WORCESTER . . . . .	4	4	4	12
Totals . . . . .	6	1	5	12

Aggregate of Votes.

Counties.	John E. Spillane of Abington.	All Others.	Blanks.	Total Vote.
BARNSTABLE . . . . .	1	1	2	4
BERKSHIRE . . . . .	3	1	3	7
BRISTOL . . . . .	1	1	3	5
DUKES COUNTY . . . . .	1	1	1	3
ESSEX . . . . .	20	1	13	34
FRANKLIN . . . . .	38	1	3	42
HAMPDEN . . . . .	30	1	27	58
HAMPSHIRE . . . . .	1	1	3	5
MIDDLESEX . . . . .	86	1	90	177
NANTUCKET . . . . .	1	1	1	3
NORFOLK . . . . .	11	1	34	46
PLYMOUTH . . . . .	3	1	1	5
SUFFOLK . . . . .	116	1	183	299
WORCESTER . . . . .	6	1	5	12
Totals . . . . .	317	1	361	682

Treasurer.

County of Barnstable.

Cities and Towns.	Ralph D. Jackson of Springfield.	All Others.	Blanks.	Total Vote.
No votes cast.				

County of Berkshire.

Adams . . . . .	2	1	1	4
Alford . . . . .	1	1	1	3
Becket . . . . .	1	1	1	3
Cheshire . . . . .	1	1	1	3
Clarksburg . . . . .	1	1	1	3
Dalton . . . . .	1	1	1	3
Egremont . . . . .	1	1	1	3
Florida . . . . .	1	1	1	3
Great Barrington . . . . .	1	1	1	3
Hancock . . . . .	1	1	1	3
Hinsdale . . . . .	1	1	1	3
Lanesborough . . . . .	1	1	1	3
Lee . . . . .	1	1	1	3
Lenox . . . . .	1	1	1	3
Monterey . . . . .	1	1	1	3
Mount Washington . . . . .	1	1	1	3
New Ashford . . . . .	1	1	1	3
New Marlborough . . . . .	1	1	1	3
NORTH ADAMS . . . . .	1	1	1	3
Otis . . . . .	1	1	1	3
Peru . . . . .	1	1	1	3

County of Berkshire — Concluded.

Cities and Towns.	Ralph D. Jackson of Springfield.	All Others.	Blanks.	Total Vote.
PITTSFIELD . . . . .	1	1	1	3
Richmond . . . . .	1	1	1	3
Sandisfield . . . . .	1	1	1	3
Savoy . . . . .	1	1	1	3
Sheffield . . . . .	1	1	1	3
Stockbridge . . . . .	1	1	1	3
Tyringham . . . . .	1	1	1	3
Washington . . . . .	1	1	1	3
West Stockbridge . . . . .	1	1	1	3
Williamstown . . . . .	1	1	1	3
Windsor . . . . .	1	1	1	3
Totals . . . . .	3	1	3	7

County of Bristol.

Acushnet . . . . .	1	1	1	3
ATLEBORO . . . . .	1	1	1	3
Berkley . . . . .	1	1	1	3
Dartmouth . . . . .	1	1	1	3
Dighton . . . . .	1	1	1	3
Easton . . . . .	1	1	1	3
Fairhaven . . . . .	1	1	1	3
FALL RIVER . . . . .	1	1	1	3
Freetown . . . . .	1	1	1	3
Mansfield . . . . .	1	1	1	3
NEW BEDFORD . . . . .	1	1	1	3



UNION PARTY.

Treasurer — Continued.

County of Bristol — Concluded.

Cities and Towns.	Ralph D. Jackson of Springfield.	All Others.	Blanks.	Total Vote.
North Attleborough . . . . .	—	—	—	—
Norton . . . . .	—	—	—	—
Raynham . . . . .	—	—	—	—
Rehoboth . . . . .	—	—	—	—
Seekonk . . . . .	—	—	—	—
Somerset . . . . .	—	—	—	—
Swansea . . . . .	—	—	—	—
TAUNTON . . . . .	1	—	2	3
Westport . . . . .	—	—	—	—
Totals . . . . .	2	—	4	6

County of Dukes County.

No votes cast.

County of Essex.

Amesbury . . . . .	—	—	—	—
Andover . . . . .	—	—	—	—
BEVERLY . . . . .	—	—	—	—
Boxford . . . . .	—	—	—	—
Danvers . . . . .	—	—	5	5
Essex . . . . .	—	—	—	—
Georgetown . . . . .	—	—	—	—
GLOUCESTER . . . . .	—	—	—	—
Groveland . . . . .	—	—	—	—
Hamilton . . . . .	—	—	—	—
Haverhill . . . . .	—	—	5	5
Ipswich . . . . .	—	—	1	1
LAWRENCE . . . . .	—	—	—	—
LYNS . . . . .	14	—	—	14
Lynnfield . . . . .	3	—	—	3
Manchester . . . . .	—	—	—	—
Marblehead . . . . .	—	—	—	—
Merrimac . . . . .	—	—	3	3
Methuen . . . . .	—	—	—	—
Middleton . . . . .	—	—	—	—
Nahant . . . . .	—	—	—	—
Newbury . . . . .	—	—	—	—
NEWBURYPORT . . . . .	—	—	—	—
North Andover . . . . .	4	—	3	7
PEABODY . . . . .	—	—	—	—
Rockport . . . . .	—	—	—	—
Rowley . . . . .	—	—	—	—
SALEM . . . . .	—	—	—	—
Salisbury . . . . .	—	—	—	—
Saugus . . . . .	—	—	—	—
Swampscott . . . . .	1	—	—	1
Topsfield . . . . .	—	—	—	—
Wenham . . . . .	—	—	—	—
West Newbury . . . . .	—	—	—	—
Totals . . . . .	22	—	17	39

County of Franklin.

Ashfield . . . . .	—	—	—	—
Bernardston . . . . .	—	—	—	—
Buckland . . . . .	—	—	—	—
Charlemont . . . . .	—	—	—	—
Colrain . . . . .	—	—	—	—
Conway . . . . .	—	—	—	—
Deerfield . . . . .	—	—	—	—
Erving . . . . .	—	—	—	—
Gill . . . . .	—	—	—	—
Greenfield . . . . .	43	—	—	43
Hawley . . . . .	—	—	—	—
Heath . . . . .	—	—	—	—
Leverett . . . . .	—	—	—	—
Leyden . . . . .	—	—	—	—
Monroe . . . . .	—	—	—	—
Montague . . . . .	—	—	—	—
New Salem . . . . .	—	—	—	—
Northfield . . . . .	—	—	—	—
Orange . . . . .	—	—	—	—
Rowe . . . . .	—	—	—	—
Shelburne . . . . .	—	—	—	—

County of Franklin — Concluded.

Cities and Towns.	Ralph D. Jackson of Springfield.	All Others.	Blanks.	Total Vote.
Shutesbury . . . . .	—	—	—	—
Sunderland . . . . .	—	—	—	—
Warwick . . . . .	—	—	—	—
Wendell . . . . .	—	—	—	—
Whately . . . . .	—	—	—	—
Totals . . . . .	43	—	—	43

County of Hampden.

Agawam . . . . .	—	—	—	—
Blandford . . . . .	—	—	—	—
Brimfield . . . . .	—	—	—	—
Chester . . . . .	—	—	—	—
CHICOPEE . . . . .	3	—	13	16
East Longmeadow . . . . .	—	—	—	—
Granville . . . . .	—	—	—	—
Hampden . . . . .	—	—	—	—
Holland . . . . .	—	—	—	—
HOLYOKE . . . . .	—	—	6	6
Longmeadow . . . . .	—	—	—	—
Ludlow . . . . .	—	—	—	—
Monson . . . . .	—	—	—	—
Montgomery . . . . .	—	—	—	—
Palmer . . . . .	—	—	—	—
Russell . . . . .	—	—	—	—
Southwick . . . . .	—	—	—	—
SPRINGFIELD . . . . .	26	—	8	34
Tolland . . . . .	—	—	—	—
Wales . . . . .	—	—	—	—
West Springfield . . . . .	—	—	1	1
WESTFIELD . . . . .	—	—	—	—
Willbraham . . . . .	—	—	—	—
Totals . . . . .	29	—	28	57

County of Hampshire.

Amherst . . . . .	—	—	—	—
Belchertown . . . . .	—	—	—	—
Chesterfield . . . . .	—	—	—	—
Cummington . . . . .	—	—	—	—
Easthampton . . . . .	—	—	1	1
Goshen . . . . .	—	—	—	—
Graubly . . . . .	—	—	—	—
Hadley . . . . .	—	—	—	—
Hatfield . . . . .	—	—	—	—
Huntington . . . . .	—	—	—	—
Middlefield . . . . .	—	—	—	—
NORTHAMPTON . . . . .	1	—	—	1
Pelham . . . . .	—	—	—	—
Plainfield . . . . .	—	—	—	—
South Hadley . . . . .	—	—	1	1
Southampton . . . . .	—	—	—	—
Ware . . . . .	—	—	—	—
Westhampton . . . . .	—	—	—	—
Williamsburg . . . . .	—	—	—	—
Worthington . . . . .	—	—	—	—
Totals . . . . .	1	—	2	3

County of Middlesex.

Acton . . . . .	—	—	—	—
Arlington . . . . .	—	1	1	2
Ashby . . . . .	—	—	—	—
Ashland . . . . .	—	—	—	—
Ayer . . . . .	—	—	—	—
Bedford . . . . .	—	—	—	—
Belmont . . . . .	—	—	1	1
Bellerica . . . . .	—	—	—	—
Boxborough . . . . .	—	—	—	—
Burlington . . . . .	2	—	—	2
CAMBRIDGE . . . . .	1	—	—	1
Carlisle . . . . .	—	—	—	—
Chelmsford . . . . .	—	—	—	—
Concord . . . . .	—	—	—	—
Draent . . . . .	—	—	—	—

UNION PARTY.

Treasurer — (Continued.)

County of Middlesex — Concluded.

Cities and Towns.	Ralph D. Jackson of Springfield.	All Others.	Blanks.	Total Vote.
Dunstable . . . . .	—	—	—	—
EVERETT . . . . .	1	—	10	11
Frammingham . . . . .	—	—	3	3
Groton . . . . .	—	—	—	—
Holliston . . . . .	—	—	—	—
Hopkinton . . . . .	—	—	—	—
Hudson . . . . .	—	—	—	—
Lexington . . . . .	—	—	—	—
Lincoln . . . . .	—	—	—	—
Littleton . . . . .	—	—	—	—
LOWELL . . . . .	5	—	—	5
MALDEN . . . . .	—	—	—	—
MARLBOROUGH . . . . .	—	—	—	—
Maynard . . . . .	—	—	—	—
MEDFORD . . . . .	—	—	—	—
MELROSE . . . . .	—	—	—	—
Natick . . . . .	1	—	—	1
NEWTON . . . . .	12	—	—	12
North Reading . . . . .	—	—	—	—
Pepperell . . . . .	—	—	—	—
Reading . . . . .	—	—	—	—
Sherborn . . . . .	—	—	—	—
Shirley . . . . .	—	—	—	—
SOMERVILLE . . . . .	3	—	16	21
Stoneham . . . . .	4	—	—	4
Stow . . . . .	—	—	—	—
Sudbury . . . . .	—	—	—	—
Tewksbury . . . . .	—	—	—	—
Townsend . . . . .	—	—	—	—
Tyngsborough . . . . .	—	—	—	—
Wakefield . . . . .	12	—	8	20
WALTHAM . . . . .	1	—	—	1
Watertown . . . . .	1	—	—	1
Wayland . . . . .	—	—	—	—
Westford . . . . .	—	—	—	—
Weston . . . . .	—	—	—	—
Wilmington . . . . .	—	—	—	—
Winchester . . . . .	—	—	1	1
WOBURN . . . . .	40	—	—	40
Totals . . . . .	85	1	40	126

County of Nantucket.

No votes cast.

County of Norfolk.

Avon . . . . .	—	—	—	—
Bellingham . . . . .	—	—	—	—
Braintree . . . . .	—	—	—	—
Brookline . . . . .	—	—	5	12
Canton . . . . .	2	—	—	2
Cohasset . . . . .	—	—	—	—
Dedham . . . . .	1	—	—	1
Dover . . . . .	—	—	—	—
Foxborough . . . . .	—	—	—	—
Franklin . . . . .	—	—	—	—
Hollbrook . . . . .	—	—	—	—
Medfield . . . . .	—	—	—	—
Medway . . . . .	—	—	—	—
Millis . . . . .	—	—	—	—
Milton . . . . .	—	—	—	—
Needham . . . . .	—	—	—	—
Norfolk . . . . .	—	—	—	—
Norwood . . . . .	—	—	2	2
Plainville . . . . .	—	—	—	—
QUINCY . . . . .	—	—	23	23
Randolph . . . . .	—	—	—	—
Sharon . . . . .	—	—	—	—
Stoughton . . . . .	—	—	—	—
Walpole . . . . .	—	—	—	—
Wellesley . . . . .	—	—	—	—
Westwood . . . . .	—	—	1	1
Weymouth . . . . .	—	—	3	3
Wrentham . . . . .	—	—	—	—
Totals . . . . .	12	—	34	46

County of Plymouth.

Cities and Towns.	Ralph D. Jackson of Springfield.	All Others.	Blanks.	Total Vote.
Abington . . . . .	1	—	—	1
Bridgewater . . . . .	—	—	—	—
BROCKTON . . . . .	1	—	—	1
Carver . . . . .	—	—	—	—
Duxbury . . . . .	—	—	—	—
East Bridgewater . . . . .	—	—	—	—
Halifax . . . . .	—	—	—	—
Hanover . . . . .	—	—	—	—
Hanson . . . . .	—	—	—	—
Hingham . . . . .	—	—	—	—
Hull . . . . .	—	—	—	—
Kingston . . . . .	—	—	—	—
Lakeville . . . . .	—	—	—	—
Marion . . . . .	—	—	—	—
Marshfield . . . . .	—	—	—	—
Mattapoisett . . . . .	—	—	—	—
Middleborough . . . . .	—	—	—	—
Norwell . . . . .	—	—	—	—
Pembroke . . . . .	—	—	—	—
Plymouth . . . . .	4	—	—	4
Plympton . . . . .	—	—	—	—
Rochester . . . . .	—	—	—	—
Rockland . . . . .	—	—	1	3
Scituate . . . . .	—	—	—	—
Wareham . . . . .	—	—	—	—
West Bridgewater . . . . .	—	—	—	—
Whitman . . . . .	—	—	—	—
Totals . . . . .	4	—	1	5

County of Suffolk.

BOSTON . . . . .	113	—	186	299
CHELSEA . . . . .	—	—	—	—
REVERE . . . . .	—	—	—	—
Winthrop . . . . .	—	—	—	—
Totals . . . . .	113	—	186	299

County of Worcester.

Ashburnham . . . . .	—	—	—	—
Athol . . . . .	—	—	—	—
Auburn . . . . .	—	—	—	—
Barre . . . . .	—	—	—	—
Berlin . . . . .	—	—	—	—
Blackstone . . . . .	—	—	—	—
Bolton . . . . .	1	—	—	1
Boylston . . . . .	—	—	—	—
Brookfield . . . . .	—	—	—	—
Charlton . . . . .	—	—	1	1
Clinton . . . . .	—	—	—	—
Douglas . . . . .	—	—	—	—
Dudley . . . . .	—	—	—	—
East Brookfield . . . . .	—	—	—	—
FITCHBURG . . . . .	—	—	—	—
GARDNER . . . . .	—	—	—	—
Grafton . . . . .	—	—	—	—
Hardwick . . . . .	—	—	—	—
Harvard . . . . .	—	—	—	—
Holden . . . . .	—	—	—	—
Hopedale . . . . .	—	—	—	—
Hubbardston . . . . .	—	—	—	—
Lancaster . . . . .	—	—	—	—
Leicester . . . . .	—	—	3	3
LEOMINSTER . . . . .	—	—	—	—
Lunenburg . . . . .	—	—	—	—
Mendon . . . . .	—	—	—	—
Milford . . . . .	—	—	—	—
Millbury . . . . .	—	—	—	—
Milville . . . . .	—	—	—	—
New Braintree . . . . .	—	—	—	—
North Brookfield . . . . .	—	—	—	—
Northborough . . . . .	—	—	2	2
Northbridge . . . . .	—	—	—	—
Oakham . . . . .	—	—	—	—
Oxford . . . . .	—	—	—	—
Paxton . . . . .	—	—	—	—

UNION PARTY.  
Treasurer — Concluded.

County of Worcester — Concluded.

Cities and Towns.	Ralph D. Jackson of Springfield.	All Others.	Blanks.	Total Vote.
Petersham . . . . .	1	1	1	3
Phillipston . . . . .	1	1	1	3
Princeton . . . . .	1	1	1	3
Royalston . . . . .	1	1	1	3
Rutland . . . . .	1	1	1	3
Shrewsbury . . . . .	1	1	1	3
Southborough . . . . .	1	1	1	3
Southbridge . . . . .	1	1	1	3
Spencer . . . . .	1	1	1	3
Sterling . . . . .	1	1	1	3
Sturbridge . . . . .	1	1	1	3
Sutton . . . . .	1	1	1	3
Templeton . . . . .	1	1	1	3
Upton . . . . .	1	1	1	3
Uxbridge . . . . .	1	1	1	3
Warren . . . . .	1	1	1	3
Webster . . . . .	1	1	1	3
West Boylston . . . . .	1	1	1	3
West Brookfield . . . . .	1	1	1	3
Westborough . . . . .	1	1	1	3
Westminster . . . . .	1	1	1	3
Winchendon . . . . .	1	1	1	3
WORCESTER . . . . .	4	1	1	6
Totals . . . . .	6	1	6	12

Aggregate of Votes.

Counties.	Ralph D. Jackson of Springfield.	All Others.	Blanks.	Total Vote.
BARNSTABLE . . . . .	1	1	2	4
BERKSHIRE . . . . .	1	1	4	6
BRISTOL . . . . .	1	1	1	3
DUKES COUNTY . . . . .	1	1	1	3
ESSEX . . . . .	22	17	39	78
FRANKLIN . . . . .	43	1	44	44
HAMPDEN . . . . .	29	28	57	57
HAMPSHIRE . . . . .	1	2	3	3
MIDDLESEX . . . . .	85	40	126	126
NANTUCKET . . . . .	1	1	2	2
NORFOLK . . . . .	12	34	46	46
PLYMOUTH . . . . .	4	1	5	5
SUFFOLK . . . . .	113	186	299	299
WORCESTER . . . . .	6	6	12	12
Totals . . . . .	320	1	320	641

Auditor.

County of Barnstable.

Cities and Towns.	Ralph S. Williams of Woburn.	All Others.	Blanks.	Total Vote.
No votes cast.				

[County of Bristol.]

Cities and Towns.	Ralph S. Williams of Woburn.	All Others.	Blanks.	Total Vote.
Acushnet . . . . .	1	1	2	4
ATTLEBORO . . . . .	1	1	2	4
Berkley . . . . .	1	1	2	4
Dartmouth . . . . .	1	1	2	4
Dighton . . . . .	1	1	2	4
Easton . . . . .	1	1	2	4
Fairhaven . . . . .	1	1	2	4
FALL RIVER . . . . .	1	1	2	4
Freetown . . . . .	1	1	2	4
Mansfield . . . . .	1	1	2	4
NEW BEDFORD . . . . .	1	1	2	4
North Attleborough . . . . .	1	1	2	4
Norton . . . . .	1	1	2	4
Raynham . . . . .	1	1	2	4
Rehoboth . . . . .	1	1	2	4
Seekonk . . . . .	1	1	2	4
Somerset . . . . .	1	1	2	4
Swansea . . . . .	1	1	2	4
TAUNTON . . . . .	1	1	2	4
Westport . . . . .	1	1	2	4
Totals . . . . .	2	1	3	6

County of Berkshire.

Cities and Towns.	Ralph S. Williams of Woburn.	All Others.	Blanks.	Total Vote.
Adams . . . . .	1	1	2	4
Alford . . . . .	1	1	2	4
Becket . . . . .	1	1	2	4
Cheshire . . . . .	1	1	2	4
Clarksburg . . . . .	1	1	2	4
Dalton . . . . .	1	1	2	4
Egremont . . . . .	1	1	2	4
Florida . . . . .	1	1	2	4
Great Barrington . . . . .	1	1	2	4
Hancock . . . . .	1	1	2	4
Hinsdale . . . . .	1	1	2	4
Lanesborough . . . . .	1	1	2	4
Lee . . . . .	1	1	2	4
Lenox . . . . .	1	1	2	4
Monterey . . . . .	1	1	2	4
Mount Washington . . . . .	1	1	2	4
New Ashford . . . . .	1	1	2	4
New Marlborough . . . . .	1	1	2	4
NORTH ADAMS . . . . .	1	1	2	4
Otis . . . . .	1	1	2	4
Peru . . . . .	1	1	2	4
PITTSFIELD . . . . .	1	1	2	4
Richmond . . . . .	1	1	2	4
Sandisfield . . . . .	1	1	2	4
Savoy . . . . .	1	1	2	4
Sheffield . . . . .	1	1	2	4
Stockbridge . . . . .	1	1	2	4
Tyringham . . . . .	1	1	2	4
Washington . . . . .	1	1	2	4
West Stockbridge . . . . .	1	1	2	4
Williamstown . . . . .	1	1	2	4
Windsor . . . . .	1	1	2	4
Totals . . . . .	3	1	3	7

County of Dukes County.

No votes cast.				
----------------	--	--	--	--

County of Essex.

Amesbury . . . . .	1	1	2	4
Andover . . . . .	1	1	2	4
BEVERLY . . . . .	1	1	2	4
Boxford . . . . .	1	1	2	4
Danvers . . . . .	1	1	2	4
Essex . . . . .	1	1	2	4
Georgetown . . . . .	1	1	2	4
GLOUCESTER . . . . .	1	1	2	4

UNION PARTY.  
Auditor — Continued.

County of Essex — Concluded.

Cities and Towns.	Ralph S. Williams of Woburn.	All Others.	Blanks	Total Vote.
Groveland . . . . .				
Hamilton . . . . .				
HAVERHILL . . . . .			5	5
Ipswich . . . . .			1	1
LAWRENCE . . . . .				
LYNN . . . . .	14			14
Lynnfield . . . . .	3			3
Manchester . . . . .				
Marblehead . . . . .				
Merrimac . . . . .				
Methuen . . . . .			3	3
Middleton . . . . .				
Nahant . . . . .				
Newbury . . . . .				
NEWBURYPORT . . . . .				
North Andover . . . . .	3		4	7
PEABODY . . . . .				
Rockport . . . . .				
Rowley . . . . .				
SALEM . . . . .				
Salisbury . . . . .				
Saugus . . . . .				
Swampscott . . . . .	1			1
Topsfield . . . . .				
Wenham . . . . .				
West Newbury . . . . .				
Totals . . . . .	21		18	39

County of Franklin.

Ashfield . . . . .				
Bernardston . . . . .				
Buckland . . . . .				
Charlmont . . . . .				
Cobrain . . . . .				
Conway . . . . .				
Deerfield . . . . .				
Erving . . . . .				
Gill . . . . .				
Greenfield . . . . .	35			35
Hawley . . . . .				
Heath . . . . .				
Leverett . . . . .				
Leyden . . . . .				
Monroe . . . . .				
Montague . . . . .				
New Salem . . . . .				
Northfield . . . . .				
Orange . . . . .				
Rowe . . . . .				
Shelburne . . . . .				
Shutesbury . . . . .				
Sunderland . . . . .				
Warwick . . . . .				
Wendell . . . . .				
Whately . . . . .				
Totals . . . . .	35			35

County of Hampden.

Agawam . . . . .				
Blandford . . . . .				
Brimfield . . . . .				
Chester . . . . .				
CHICOPEE . . . . .	3		13	16
East Longmeadow . . . . .				
Granville . . . . .				
Hampden . . . . .				
Holland . . . . .				
HOLYOKE . . . . .			6	6
Longmeadow . . . . .				
Ludlow . . . . .				
Monson . . . . .				
Montgomery . . . . .				
Palmer . . . . .				
Russell . . . . .				

County of Hampden — Concluded.

Cities and Towns.	Ralph S. Williams of Woburn.	All Others.	Blanks	Total Vote.
Southwick . . . . .				
SPRINGFIELD . . . . .	27		7	34
Tolland . . . . .				
Wales . . . . .				
West Springfield . . . . .			1	1
WESTFIELD . . . . .				
Wilbraham . . . . .				
Totals . . . . .	30		27	57

County of Hampshire.

Amherst . . . . .				
Beichertown . . . . .				
Chesterfield . . . . .				
Cummington . . . . .				
Easthampton . . . . .			1	1
Goshen . . . . .				
Granby . . . . .				
Hadley . . . . .				
Hatfield . . . . .				
Huntington . . . . .				
Midfield . . . . .				
NORTHAMPTON . . . . .	1			1
Pelham . . . . .				
Plainfield . . . . .			1	1
South Hadley . . . . .				
Southampton . . . . .				
Ware . . . . .				
Westhampton . . . . .				
Williamsburg . . . . .				
Worthington . . . . .				
Totals . . . . .	1		2	3

County of Middlesex.

Acton . . . . .				
Arlington . . . . .			2	2
Ashby . . . . .				
Ashland . . . . .				
Ayer . . . . .				
Bedford . . . . .				
Belmont . . . . .			1	1
Billerica . . . . .			1	1
Boxborough . . . . .				
Burlington . . . . .				
CAMBRIDGE . . . . .	2			2
Carlisle . . . . .				
Chelmsford . . . . .				
Concord . . . . .				
Draeut . . . . .				
Dunstable . . . . .				
EVERETT . . . . .	1	2	8	11
Frammingham . . . . .			3	3
Groton . . . . .				
Holliston . . . . .				
Hopkinton . . . . .				
Hudson . . . . .				
Lexington . . . . .				
Lincoln . . . . .				
Littleton . . . . .				
LOWELL . . . . .	1			1
MALDEN . . . . .				
MARLBOROUGH . . . . .				
Maynard . . . . .				
MEDFORD . . . . .				
MELROSE . . . . .				
Natick . . . . .	1			1
NEWTON . . . . .	11			11
North Reading . . . . .				
Pepperell . . . . .				
Reading . . . . .				
Sherborn . . . . .				
Shirley . . . . .				
SOMERVILLE . . . . .	5		16	21
Stoneham . . . . .	4			4
Stow . . . . .				

**UNION PARTY.**  
*Auditor — Continued.*

**County of Middlesex — Concluded**

Cities and Towns.	Ralph S. Williams of Woburn.	All Others.	Blanks.	Total Vote.
Sudbury . . . . .	-	-	-	-
Tewksbury . . . . .	-	-	-	-
Townsend . . . . .	-	-	-	-
Tyngsborough . . . . .	-	-	-	-
Wakefield . . . . .	12	1	7	20
<b>WALTHAM</b> . . . . .	-	-	-	-
Watertown . . . . .	1	-	-	1
Wayland . . . . .	-	-	-	-
Westford . . . . .	-	-	-	-
Weston . . . . .	-	-	-	-
Wilmington . . . . .	-	-	-	-
Winchester . . . . .	-	-	1	1
<b>WOBURN</b> . . . . .	41	-	-	41
Totals . . . . .	81	4	38	123

**County of Nantucket.**

No votes cast.

**County of Norfolk.**

Avon . . . . .	-	-	-	-
Braintree . . . . .	2	-	-	2
Brookline . . . . .	7	-	5	12
Canton . . . . .	2	-	-	2
Cohasset . . . . .	-	-	-	-
Dedham . . . . .	1	-	-	1
Dover . . . . .	-	-	-	-
Foxborough . . . . .	-	-	-	-
Franklin . . . . .	-	-	-	-
Hollbrook . . . . .	-	-	-	-
Medfield . . . . .	-	-	-	-
Medway . . . . .	-	-	-	-
Millis . . . . .	-	-	-	-
Milton . . . . .	-	-	-	-
Needham . . . . .	-	-	-	-
Norfolk . . . . .	-	-	2	2
Norwood . . . . .	-	-	-	-
Plainville . . . . .	-	-	-	-
<b>QUINCY</b> . . . . .	-	-	23	23
Randolph . . . . .	-	-	-	-
Sharon . . . . .	-	-	-	-
Stoughton . . . . .	-	-	-	-
Walpole . . . . .	-	-	-	-
Wellesley . . . . .	-	-	-	-
Westwood . . . . .	-	-	1	1
Weymouth . . . . .	-	-	3	3
Wrentham . . . . .	-	-	-	-
Totals . . . . .	12	-	34	46

**County of Plymouth.**

Abington . . . . .	2	-	-	2
Bridgewater . . . . .	-	-	-	-
<b>BROCKTON</b> . . . . .	1	-	-	1
Carver . . . . .	-	-	-	-
Duxbury . . . . .	-	-	-	-
East Bridgewater . . . . .	-	-	-	-
Halifax . . . . .	-	-	-	-
Hanover . . . . .	-	-	-	-
Hanson . . . . .	-	-	-	-
Hingham . . . . .	-	-	-	-
Hull . . . . .	-	-	-	-
Kingston . . . . .	-	-	-	-
Lakeville . . . . .	-	-	-	-
Marion . . . . .	-	-	-	-
Marshfield . . . . .	-	-	-	-
Mattapoisett . . . . .	-	-	-	-
Middleborough . . . . .	-	-	-	-
Norwell . . . . .	-	-	-	-
Pembroke . . . . .	-	-	-	-
Plymouth . . . . .	-	-	-	-
Plympton . . . . .	-	-	-	-
Rochester . . . . .	-	-	-	-
Rockland . . . . .	2	-	1	3
Scituate . . . . .	-	-	-	-

**County of Plymouth — Concluded.**

Cities and Towns.	Ralph S. Williams of Woburn.	All Others.	Blanks.	Total Vote.
Wareham . . . . .	-	-	-	-
West Bridgewater . . . . .	-	-	-	-
Whitman . . . . .	-	-	-	-
Totals . . . . .	5	-	1	6

**County of Suffolk.**

<b>BOSTON</b> . . . . .	111	-	188	299
<b>CHELSEA</b> . . . . .	-	-	-	-
<b>REVERE</b> . . . . .	-	-	-	-
Winthrop . . . . .	-	-	-	-
Totals . . . . .	111	-	188	299

**County of Worcester.**

Ashburnham . . . . .	-	-	-	-
Athol . . . . .	-	-	-	-
Auburn . . . . .	-	-	-	-
Barre . . . . .	-	-	-	-
Berlin . . . . .	-	-	-	-
Blackstone . . . . .	-	-	-	-
Bolton . . . . .	1	-	-	1
Boylston . . . . .	-	-	-	-
Brookfield . . . . .	-	-	-	-
Charlton . . . . .	-	-	1	1
Chilton . . . . .	-	-	-	-
Douglas . . . . .	-	-	-	-
Dudley . . . . .	-	-	-	-
East Brookfield . . . . .	-	-	-	-
<b>FITCHBURG</b> . . . . .	-	-	-	-
<b>GARDNER</b> . . . . .	-	-	-	-
Grafton . . . . .	-	-	-	-
Hardwick . . . . .	-	-	-	-
Harvard . . . . .	-	-	-	-
Holden . . . . .	-	-	-	-
Hopedale . . . . .	-	-	-	-
Hubbardston . . . . .	-	-	-	-
Lancaster . . . . .	-	-	-	-
Leicester . . . . .	-	-	-	-
<b>LEOMINSTER</b> . . . . .	-	-	3	3
Lunenburg . . . . .	-	-	-	-
Mendon . . . . .	-	-	-	-
Milford . . . . .	-	-	-	-
Millbury . . . . .	-	-	-	-
Millville . . . . .	-	-	-	-
New Braintree . . . . .	-	-	-	-
North Brookfield . . . . .	-	-	-	-
Northborough . . . . .	-	-	2	2
Northbridge . . . . .	-	-	-	-
Oakham . . . . .	-	-	-	-
Oxford . . . . .	-	-	-	-
Paxton . . . . .	-	-	-	-
Petersham . . . . .	-	-	-	-
Phillipston . . . . .	-	-	-	-
Princeton . . . . .	-	-	-	-
Royalston . . . . .	-	-	-	-
Rutland . . . . .	-	-	-	-
Shrewsbury . . . . .	-	-	-	-
Southborough . . . . .	-	-	-	-
Southbridge . . . . .	-	-	-	-
Spencer . . . . .	-	-	-	-
Sterling . . . . .	-	-	-	-
Sturbridge . . . . .	-	-	-	-
Sutton . . . . .	-	-	-	-
Templeton . . . . .	-	-	-	-
Upton . . . . .	-	-	-	-
Uxbridge . . . . .	-	-	-	-
Warren . . . . .	-	-	-	-
Webster . . . . .	-	-	-	-
West Boylston . . . . .	-	-	-	-
West Brookfield . . . . .	-	-	-	-
Westborough . . . . .	-	-	-	-
Westminster . . . . .	-	-	-	-
Winchendon . . . . .	-	-	-	-
<b>WORCESTER</b> . . . . .	4	-	-	4
Totals . . . . .	5	-	6	11

**UNION PARTY.**  
*Auditor — Concluded.*  
**Aggregate of Votes.**

Counties.	Ralph S. Williams of Woburn.	All Others.	Blanks.	Total Vote.
BARNSTABLE				
BERKSHIRE	33			33
BRISTOL	12			12
DUKES COUNTY	1			1
ESSEX	21		18	39
FRANKLIN	35			35
HAMPDEN	30		27	57
HAMPSHIRE	1		12	13
MIDDLESEX	81	4	38	123
NANTUCKET	1			1
NORFOLK	12		34	46
PLYMOUTH	5		1	6
SUFFOLK	111		188	299
WORCESTER	5		6	11
Totals	306	5	319	630

*Attorney General.*

**County of Barnstable.**

Cities and Towns.	John Joseph Murphy of Boston.	All Others.	Blanks.	Total Vote.
No votes cast.				

**County of Berkshire.**

Adams	12			12
Alford				
Becket				
Cheshire				
Clarksburg				
Dalton				
Egremont				
Florida				
Great Barrington				
Hancock				
Hinsdale				
Lanesborough				
Lee				
Lenox				
Monterey				
Mount Washington				
New Ashford				
New Marlborough				
NORTH ADAMS				
Otis				
Peru				
PITTSFIELD	1			1
Richmond				
Sandisfield				
Savoy				
Sheffield				
Stockbridge				
Tyringham				
Washington				
West Stockbridge				
Williamstown				
Windsor				
Totals	3			3

**County of Bristol.**

Acushnet				
ATTLEBORO				
Berkley				
Dartmouth				

**County of Bristol — Concluded.**

Cities and Towns.	John Joseph Murphy of Boston.	All Others.	Blanks.	Total Vote.
Dighton				
Easton				
Fairhaven				
FALL RIVER			1	1
Freetown				
Mansfield		1		1
NEW BEDFORD	1			1
North Attleborough				
Norton				
Raynham				
Rehoboth				
Seekonk				
Somerset				
Swansea				
TAUNTON	1	1	1	3
Westport				
Totals	2	2	2	6

**County of Dukes County.**

No votes cast.

**County of Essex.**

Amesbury				
Andover				
BEVERLY				
Boxford				
Danvers			5	5
Essex				
Georgetown				
GLOUCESTER				
Groveland				
Hamilton				
HAVERRILL.			5	5
Ipswich			1	1
LAWRENCE.				
LYNN	14			14
Lynnfield	3			3
Manchester				
Marblehead				
Merrimac				
Methuen			3	3
Middleton				
Nabant				

UNION PARTY.

Attorney General — Continued.

County of Essex — Concluded

Cities and Towns.	John Joseph Murphy of Boston.	All Others.	Blanks.	Total Vote.
Newbury	-	-	-	-
NEWBURYPORT	-	-	-	-
North Andover	13	-	4	7
PEABODY	-	-	-	-
Rockport	-	-	-	-
Rowley	-	-	-	-
SALEM	-	-	-	-
Salisbury	-	-	-	-
Saugus	-	-	-	-
Swampscott	1	-	-	1
Topsfield	-	1	-	1
Wenham	-	-	-	-
West Newbury	-	-	-	-
Totals	21	1	18	40

County of Franklin.

Ashfield	-	-	-	-
Bernardston	-	-	-	-
Buckland	-	-	-	-
Charlemont	-	-	-	-
Colrain	-	-	-	-
Conway	-	-	-	-
Deerfield	-	-	-	-
Erving	-	-	-	-
Gill	-	-	-	-
Greenfield	33	-	-	33
Hawley	-	-	-	-
Heath	-	-	-	-
Leverett	-	-	-	-
Leyden	-	-	-	-
Monroe	-	-	-	-
Montague	-	-	-	-
New Salem	-	-	-	-
Northfield	-	-	-	-
Orange	-	-	-	-
Rowe	-	-	-	-
Shelburne	-	-	-	-
Shutesbury	-	-	-	-
Sunderland	-	-	-	-
Warwick	-	-	-	-
Wendell	-	-	-	-
Whately	-	-	-	-
Totals	33	-	-	33

County of Hampden.

Agawam	-	-	-	-
Blandford	-	-	-	-
Brimfield	-	-	-	-
Chester	-	-	-	-
CHICOPEE	3	-	13	16
East Longmeadow	-	-	-	-
Granville	-	-	-	-
Hampden	-	-	-	-
Holland	-	-	-	-
HOLYOKE	-	-	6	6
Longmeadow	-	-	-	-
Ludlow	-	-	-	-
Monson	-	-	-	-
Montgomery	-	-	-	-
Palmer	-	-	-	-
Russell	-	-	-	-
Southwick	-	-	-	-
SPRINGFIELD	27	-	7	34
Tolland	-	-	-	-
Wales	-	-	-	-
West Springfield	-	-	1	1
WESTFIELD	-	-	-	-
Wilbraham	-	-	-	-
Totals	30	-	27	57

County of Hampshire.

Amherst	-	-	-	-
Belchertown	-	-	-	-
Chesterfield	-	-	-	-

County of Hampshire — Concluded

Cities and Towns.	John Joseph Murphy of Boston.	All Others.	Blanks.	Total Vote.
Cummington	-	-	-	-
Easthampton	-	-	1	-
Goshen	-	-	-	1
Granby	-	-	-	-
Hadley	-	-	-	-
Hatfield	-	-	-	-
Huntington	-	-	-	-
Middlefield	-	-	-	-
NORTHAMPTON	1	-	-	1
Pelham	-	-	-	-
Plainfield	-	-	-	-
South Hadley	-	-	1	1
Southampton	-	-	-	-
Ware	-	-	-	-
Westhampton	-	-	-	-
Williamsburg	-	-	-	-
Worthington	-	-	-	-
Totals	1	-	2	3

County of Middlesex.

Acton	-	-	-	-
Arlington	-	-	2	2
Ashby	-	-	-	-
Ashland	-	-	-	-
Ayer	-	-	-	-
Bedford	-	-	-	-
Belmont	-	-	1	1
Billerica	-	1	-	1
Boxborough	-	-	-	-
Burlington	2	-	-	2
CAMBRIDGE	2	-	-	2
Carlisle	-	-	-	-
Chelmsford.	-	-	-	-
Concord	-	-	-	-
Dracut	-	-	-	-
Dunstable	-	-	-	-
EVERETT	1	1	9	11
Frammingham	-	-	3	3
Groton	-	-	-	-
Holliston	-	-	-	-
Hopkinton	-	-	-	-
Hudson	-	-	-	-
Lexington	-	-	-	-
Lincoln	-	-	-	-
Littleton	-	-	-	-
LOWELL	5	-	-	5
MALDEN	-	-	-	-
MARLBOROUGH	-	-	-	-
Maynard	-	-	-	-
MEDFORD	-	-	-	-
MELROSE	-	-	-	-
Natick	1	-	-	1
NEWTON	11	-	-	11
North Reading	-	-	-	-
Pepperell	-	-	-	-
Reading	-	-	-	-
Sherborn	-	-	-	-
Shirley	-	-	-	-
SOMERVILLE	5	-	16	21
Stoneham	4	-	-	4
Stow	4	-	-	4
Sudbury	-	-	-	-
Tewksbury	-	-	-	-
Townsend	-	-	-	-
Tyngsborough	-	-	-	-
Wakefield	13	-	7	20
WALTHAM	-	-	-	-
Watertown	1	-	-	1
Wayland	-	-	-	-
Westford	-	-	-	-
Weston	-	-	-	-
Wilmington	-	-	-	-
Winchester	-	-	1	1
WOBURN	40	-	-	40
Totals	85	2	39	226

UNION PARTY.

Attorney General — Continued.

County of Nantucket.					County of Worcester.				
Cities and Towns.	John Joseph Murphy of Boston.	All Others.	Blanks.	Total Vote.	Cities and Towns.	John Joseph Murphy of Boston.	All Others.	Blanks.	Total Vote.
No votes cast.					Ashburnham				
<b>County of Norfolk.</b>									
Avon					Athol				
Bellingham					Auburn				
Braintree				2	Barre				
Brookline	12		5	12	Berlin				
Canton	12			2	Blackstone				
Cohasset					Bolton	1			1
Dedham	1			1	Boylston				
Dover					Brookfield				
Foxborough					Charlton			1	1
Franklin					Clinton				
Holbrook					Douglas				
Medfield					Dudley				
Medway					East Brookfield				
Milis					FITCHBURG				
Milton					GARDNER				
Needham					Grafton				
Norfolk					Hardwick				
Norwood			2	2	Harvard				
Plainville					Holden				
QUINCY			23	23	Hopedale				
Randolph					Hubbardston				
Sharon					Lancaster				
Stoughton					Leicester				
Walpole					LEOMINSTER			3	3
Wellesley					Lunenburg				
Westwood			1	1	Mendon				
Weymouth			3	3	Milford				
Wrentham					Millbury				
Totals	12		34	46	Millville				
					New Braintree				
<b>County of Plymouth.</b>					North Brookfield				
Abington	1			1	Northborough			2	2
Bridgewater					Northbridge				
BROCKTON	1			1	Oakham				
Carver					Oxford				
Duxbury					Paxton				
East Bridgewater					Petersham				
Halifax					Phillipston				
Hanover					Princeton				
Hanson					Royalston				
Hingham					Rutland				
Hull					Shrewsbury				
Kingston					Southborough				
Lakeville					Southbridge				
Marion					Spencer				
Marshfield					Sterling				
Mattapoisett					Sturbridge				
Middleborough					Sutton				
Norwell					Templeton				
Pembroke					Upton				
Plymouth					Uxbridge				
Plympton					Warren				
Rochester					Webster				
Rockland	2		1	3	West Boylston				
Scutuate					West Brookfield				
Wareham					Westborough				
West Bridgewater					Westminster				
Whitman					Winchendon				
Totals	4		1	5	WORCESTER	4			4
					Totals	5		6	11
<b>County of Suffolk.</b>									
BOSTON	110		189	299					
CHELSEA									
REVERE									
Winthrop									
Totals	110		189	299					



**UNION PARTY.**  
*Attorney General — Concluded.*  
**Aggregate of Votes.**

Counties.	John Joseph Murphy of Boston.	All Others.	Blanks	Total Vote
BARNSTABLE . . . . .	1	—	—	1
BERKSHIRE . . . . .	12	—	—	12
BRISTOL . . . . .	12	—	—	12
DUKES COUNTY . . . . .	—	—	—	—
ESSEX . . . . .	21	1	18	40
FRANKLIN . . . . .	33	—	—	33
HAMPDEN . . . . .	30	—	27	57
HAMPSHIRE . . . . .	1	—	12	13
MIDDLESEX . . . . .	85	12	39	126
NANTUCKET . . . . .	—	—	—	—
NORFOLK . . . . .	12	—	34	46
PLYMOUTH . . . . .	4	—	1	5
SUFFOLK . . . . .	110	—	180	299
SUFFOLK . . . . .	5	—	6	11
WORCESTER . . . . .	—	—	—	—
Totals . . . . .	306	5	320	631

*Representatives in the 76th Congress.*

<b>District 1.</b> No nomination. Scattering votes, 50	<b>District 9.</b> No nomination. Scattering votes, 4.
<b>District 2.</b> No nomination. Scattering votes, 9	<b>District 10.</b> No nomination. Scattering votes, 9.
<b>District 3.</b> No nomination. Scattering votes, 4.	<b>District 11.</b> No nomination. Scattering votes, 7.
<b>District 4.</b> No nomination. Scattering votes, 3.	<b>District 12.</b> No nomination. Scattering votes, 33.
<b>District 5.</b> No nomination. Scattering votes, 2.	<b>District 13.</b> No nomination. Scattering votes, 1.
<b>District 6.</b> No nomination. Scattering votes, 1.	<b>District 14.</b> No nomination. Scattering votes, 2.
<b>District 7.</b> No nomination. Scattering votes, 30.	<b>District 15.</b> No nomination.
<b>District 8.</b> No nomination. Scattering votes, 9.	

*Councillors.*

<b>First District.</b> No nomination. Scattering votes, 1.	<b>Fifth District.</b> No nomination. Scattering votes, 1.
<b>Second District.</b> No nomination. Scattering votes, 6.	<b>Sixth District.</b> No nomination. Scattering votes, 23.
<b>Third District.</b> No nomination. Scattering votes, 1.	<b>Seventh District.</b> No nomination. Scattering votes, 4.
<b>Fourth District.</b> No nomination. Scattering votes, 6.	<b>Eighth District.</b> No nomination. Scattering votes, 37.

*Senators.*

<b>Berkshire District.</b> No nomination. Scattering votes, 1.	<b>Second Bristol District.</b> No nomination.
<b>Berkshire, Hampshire and Hampden District.</b> No nomination. Scattering votes, 1.	<b>Third Bristol District.</b> No nomination.
<b>First Bristol District.</b> No nomination. Scattering votes, 1.	<b>Cape and Plymouth District.</b> No nomination.

UNION PARTY.  
Senators — Concluded.

<b>First Essex District.</b>
No nomination.
<b>Second Essex District.</b>
No nomination.
<b>Third Essex District.</b>
No nomination.
<b>Fourth Essex District.</b>
No nomination. Scattering votes, 1.
<b>Fifth Essex District.</b>
No nomination.
<b>Franklin and Hampshire District.</b>
No nomination. Scattering votes, 40.
<b>First Hampden District.</b>
No nomination. Scattering votes, 1.
<b>Second Hampden District.</b>
No nomination. Scattering votes, 1.
<b>First Middlesex District.</b>
No nomination. Scattering votes, 3.
<b>Second Middlesex District.</b>
No nomination. Scattering votes, 2.
<b>Third Middlesex District.</b>
No nomination. Scattering votes, 1.
<b>Fourth Middlesex District.</b>
No nomination.
<b>Fifth Middlesex District.</b>
No nomination. Scattering votes, 3.
<b>Sixth Middlesex District.</b>
No nomination.
<b>Seventh Middlesex District.</b>
No nomination. Scattering votes, 19.
<b>Eighth Middlesex District.</b>
No nomination. Scattering votes, 2.
<b>Norfolk District.</b>
No nomination. Scattering votes, 3.
<b>Norfolk and Middlesex District.</b>
No nomination.
<b>Norfolk and Plymouth District.</b>
No nomination.

<b>Norfolk and Suffolk District.</b>				
No nomination.				
<b>Plymouth District.</b>				
No nomination.				
<b>First Suffolk District.</b>				
No nomination.				
<b>Second Suffolk District.</b>				
No nomination. Scattering votes, 8.				
<b>Third Suffolk District.</b>				
No nomination. Scattering votes, 2.				
<b>Fourth Suffolk District.</b>				
No nomination. Scattering votes, 2.				
<b>Fifth Suffolk District.</b>				
No nomination.				
<b>Sixth Suffolk District.</b>				
BOSTON:				
Wards 12, 19, 20	James Walsh.	All Others.	Blanks.	Total Vote.
19	15	-	34	
<b>Seventh Suffolk District.</b>				
No nomination. Scattering votes, 6.				
<b>Eighth Suffolk District.</b>				
No nomination. Scattering votes, 2.				
<b>First Worcester District.</b>				
No nomination.				
<b>Second Worcester District.</b>				
No nomination. Scattering votes, 3.				
<b>Third Worcester District.</b>				
No nomination. Scattering votes, 1.				
<b>Fourth Worcester District.</b>				
No nomination.				
<b>Worcester and Hampden District.</b>				
No nomination.				

*Representatives in the General Court.*

<b>County of Barnstable.</b>
<b>First District.</b>
No nomination.
<b>Second District.</b>
No nomination. Scattering votes, 1.
<b>County of Berkshire.</b>
<b>First District.</b>
No nomination.
<b>Second District.</b>
No nomination.
<b>Third District.</b>
No nomination. Scattering votes, 3.

<b>County of Berkshire — Concluded.</b>
<b>Fourth District.</b>
No nomination.
<b>Fifth District.</b>
No nomination.
<b>County of Bristol.</b>
<b>First District.</b>
No nomination. Scattering votes, 2.
<b>Second District.</b>
No nomination. Scattering votes, 1.
<b>Third District.</b>
No nomination.

UNION PARTY.

Representatives in the General Court — Continued.

<b>County of Bristol — Concluded.</b>	
<b>Fourth District.</b>	
No nomination.	Scattering votes, 1.
<b>Fifth District.</b>	
No nomination.	
<b>Sixth District.</b>	
No nomination.	
<b>Seventh District.</b>	
No nomination.	
<b>Eighth District.</b>	
No nomination.	
<b>Ninth District.</b>	
No nomination.	
<b>Tenth District.</b>	
No nomination.	
<b>Eleventh District.</b>	
No nomination.	
<b>Twelfth District.</b>	
No nomination.	
<b>County of Dukes County.</b>	
<b>First District.</b>	
No nomination.	
<b>County of Essex.</b>	
<b>First District.</b>	
No nomination.	
<b>Second District.</b>	
HAVERHILL . . . . .	3
<b>Third District.</b>	
No nomination.	Scattering votes, 3.
<b>Fourth District.</b>	
No nomination.	
<b>Fifth District.</b>	
No nomination.	
<b>Sixth District.</b>	
No nomination.	
<b>Seventh District.</b>	
No nomination.	Scattering votes, 2.
<b>Eighth District.</b>	
No nomination.	
<b>Ninth District.</b>	
No nomination.	Scattering votes, 3.

Charles H. Morrill  
of Haverhill.

<b>County of Essex — Concluded.</b>	
<b>Tenth District.</b>	
	George O. Walker of Lynn.
LYNN:	
Wards 1, 6, 7 . . . . .	10
Lynnfield . . . . .	12
Saugus . . . . .	1
Totals . . . . .	23
<b>Eleventh District.</b>	
No nomination.	
<b>Twelfth District.</b>	
No nomination. Scattering votes, 1.	
<b>Thirteenth District.</b>	
No nomination.	
<b>Fourteenth District.</b>	
No nomination.	
<b>Fifteenth District.</b>	
No nomination.	
<b>Sixteenth District.</b>	
No nomination.	
<b>Seventeenth District.</b>	
No nomination.	
<b>Eighteenth District.</b>	
No nomination. Scattering votes, 2.	
<b>County of Franklin.</b>	
<b>First District.</b>	
No nomination. Scattering votes, 2.	
<b>Second District.</b>	
No nomination. Scattering votes, 38.	
<b>Third District.</b>	
No nomination.	
<b>County of Hampden.</b>	
<b>First District.</b>	
No nomination.	
<b>Second District.</b>	
No nomination.	
<b>Third District.</b>	
No nomination.	
<b>Fourth District.</b>	
No nomination.	
<b>Fifth District.</b>	
No nomination.	
<b>Sixth District.</b>	
No nomination.	
<b>Seventh District.</b>	
No nomination.	
<b>Eighth District.</b>	
No nomination.	

UNION PARTY.

Representatives in the General Court — Continued.

**County of Hampden — Concluded.**

<b>Ninth District.</b> No nomination.
<b>Tenth District.</b> No nomination.
<b>Eleventh District.</b> No nomination.
<b>Twelfth District.</b> No nomination. Scattering votes, 2.
<b>Thirteenth District.</b> No nomination.
<b>Fourteenth District.</b> No nomination.
<b>Fifteenth District.</b> No nomination.

**County of Hampshire.**

<b>First District.</b> No nomination. Scattering votes, 1
<b>Second District.</b> No nomination.
<b>Third District.</b> No nomination.
<b>Fourth District.</b> No nomination.

**County of Middlesex.**

<b>First District.</b> No nomination.
<b>Second District.</b> No nomination. Scattering votes, 2.
<b>Third District.</b> No nomination. Scattering votes, 2
<b>Fourth District.</b> No nomination. Scattering votes, 2.

<b>Fifth District.</b>
NEWTON: Wards 4, 5, 6 . . . . . 15
<b>Sixth District.</b> No nomination.
<b>Seventh District.</b> No nomination.
<b>Eighth District.</b> No nomination.

John J. McGuinness of Newton.

**County of Middlesex — Concluded.**

<b>Ninth District.</b> No nomination.
<b>Tenth District.</b> No nomination.
<b>Eleventh District.</b> No nomination.
<b>Twelfth District.</b> No nomination.
<b>Thirteenth District.</b> No nomination.
<b>Fourteenth District.</b> No nomination. Scattering votes, 3
<b>Fifteenth District.</b> No nomination.
<b>Sixteenth District.</b> No nomination. Scattering votes, 1.
<b>Seventeenth District.</b> No nomination. Scattering votes, 1.
<b>Eighteenth District.</b> No nomination
<b>Nineteenth District.</b> Wakefield . . . . . 15
<b>Twentieth District.</b> No nomination. Scattering votes, 4
<b>Twenty-First District.</b> No nomination
<b>Twenty-Second District.</b> No nomination. Scattering votes, 3
<b>Twenty-Third District.</b> No nomination.
<b>Twenty-Fourth District.</b> No nomination. Scattering votes, 1.
<b>Twenty-Fifth District.</b> No nomination
<b>Twenty-Sixth District.</b> No nomination
<b>Twenty-Seventh District.</b> No nomination
<b>Twenty-Eighth District.</b> No nomination
<b>Twenty-Ninth District.</b> No nomination.
<b>County of Nantucket.</b>
<b>First District.</b> No nomination.

Fred V. P. Elliott of Wakefield

UNION PARTY.

Representatives in the General Court — Continued.

County of Norfolk.	
First District.	
No nomination.	
Second District.	
No nomination.	
Third District.	
No nomination.	Scattering votes, 5.
Fourth District.	
No nomination.	
Fifth District.	
No nomination.	
Sixth District.	
No nomination.	
Seventh District.	
No nomination.	
Eighth District.	
No nomination.	
Ninth District.	
No nomination.	
Tenth District.	
No nomination.	
Eleventh District.	
No nomination.	
Twelfth District.	
No nomination.	
County of Plymouth.	
First District.	
No nomination.	
Second District.	
No nomination.	
Third District.	
No nomination.	
Fourth District.	
No nomination.	
Fifth District.	
No nomination.	Scattering votes, 1.
Sixth District.	
No nomination.	
Seventh District.	
No nomination.	
Eighth District.	
No nomination.	
Ninth District.	
No nomination.	
Tenth District.	
No nomination.	
County of Suffolk.	
First District.	
No nomination.	Scattering votes, 1.

County of Suffolk — Continued.		
Second District.		
BOSTON: Ward 2 . . . . . 21		John Joseph Coggin of Boston.
Third District.		
No nomination.	Scattering votes, 9.	
Fourth District.		
No nomination.	Scattering votes, 6.	
Fifth District.		
No nomination.	Scattering votes, 2.	
Sixth District.		
No nomination.	Scattering votes, 2.	
Seventh District.		
No nomination.	Scattering votes, 3.	
Eighth District.		
No nomination.	Scattering votes, 2.	
Ninth District.		
No nomination.	Scattering votes, 2.	
Tenth District.		
BOSTON: Ward 10 . . . . . 14		Charles Dunitgau of Boston.
Eleventh District.		
No nomination.	Scattering votes, 1.	
Twelfth District.		
BOSTON: Ward 12 . . . . . 12		John F. Russo of Boston.
Thirteenth District.		
No nomination.	Scattering votes, 2.	
Fourteenth District.		
No nomination.	Scattering votes, 2.	
Fifteenth District.		
BOSTON: Ward 15 . . . . . 6		John E. Callahan of Boston.

## UNION PARTY.

*Representatives in the General Court — Concluded.*

County of Suffolk — Concluded.	
<b>Sixteenth District.</b>	
No nomination. Scattering votes, 7.	
<b>Seventeenth District.</b>	
No nomination. Scattering votes, 1.	
<b>Eighteenth District.</b>	
No nomination. Scattering votes, 15.	
<b>Nineteenth District.</b>	
No nomination. Scattering votes, 7.	
<b>Twentieth District.</b>	
No nomination. Scattering votes, 10.	
<b>Twenty-First District.</b>	
BOSTON:	
Ward 21 . . . . .	2
<b>Twenty-Second District.</b>	
No nomination. Scattering votes, 3.	
<b>Twenty-Third District.</b>	
No nomination.	
<b>Twenty-Fourth District.</b>	
No nomination.	
<b>Twenty-Fifth District.</b>	
No nomination.	
<b>Twenty-Sixth District.</b>	
No nomination.	
<b>County of Worcester.</b>	
<b>First District.</b>	
No nomination.	
<b>Second District.</b>	
No nomination.	
<b>Third District.</b>	
No nomination.	

James Pierce Blake  
of Boston.

County of Worcester — Concluded.	
<b>Fourth District.</b>	
No nomination. Scattering votes, 1.	
<b>Fifth District.</b>	
No nomination.	
<b>Sixth District.</b>	
No nomination.	
<b>Seventh District.</b>	
No nomination.	
<b>Eighth District.</b>	
No nomination.	
<b>Ninth District.</b>	
No nomination.	
<b>Tenth District.</b>	
No nomination. Scattering votes, 3.	
<b>Eleventh District.</b>	
No nomination.	
<b>Twelfth District.</b>	
No nomination. Scattering votes, 1.	
<b>Thirteenth District.</b>	
No nomination. Scattering votes, 1.	
<b>Fourteenth District.</b>	
No nomination.	
<b>Fifteenth District.</b>	
No nomination.	
<b>Sixteenth District.</b>	
No nomination.	
<b>Seventeenth District.</b>	
No nomination.	
<b>Eighteenth District.</b>	
No nomination.	
<b>Nineteenth District.</b>	
No nomination.	
<b>Twentieth District.</b>	
No nomination.	
<b>Twenty-First District.</b>	
No nomination.	

*District Attorney.*

<b>Suffolk District.</b>	
No nomination. Scattering votes, 40.	
<b>Northern District.</b>	
No nomination. Scattering votes, 49.	
<b>Eastern District.</b>	
No nomination. Scattering votes, 3.	
<b>Southeastern District.</b>	
No nomination. Scattering votes, 1.	

<b>Southern District.</b>	
No nomination.	
<b>Middle District.</b>	
No nomination. Scattering votes, 3.	
<b>Western District.</b>	
No nomination. Scattering votes, 4.	
<b>Northwestern District.</b>	
No nomination. Scattering votes, 52.	

**UNION PARTY.**  
*County Commissioner.*

<b>County of Barnstable.</b>
No nomination. Scattering votes, 1.
<b>County of Berkshire.</b>
No nomination. Scattering votes, 1.
<b>County of Bristol.</b>
No nomination. Scattering votes, 1.
<b>County of Dukes County.</b>
No nomination.
<b>County of Essex.</b>
No nomination. Scattering votes, 4.
<b>County of Franklin.</b>
No nomination. Scattering votes, 40.

<b>County of Hampden.</b>
No nomination. Scattering votes, 2.
<b>County of Hampshire.</b>
No nomination. Scattering votes, 1.
<b>County of Middlesex.</b>
No nomination. Scattering votes, 1.
<b>County of Norfolk.</b>
No nomination.
<b>County of Plymouth.</b>
No nomination.
<b>County of Worcester.</b>
No nomination. Scattering votes, 3.

*Sheriff.*

<b>County of Barnstable.</b>
No nomination. Scattering votes, 1.
<b>County of Berkshire.</b>
No nomination. Scattering votes, 1.
<b>County of Bristol.</b>
No nomination. Scattering votes, 3.
<b>County of Dukes County.</b>
No nomination.
<b>County of Essex.</b>
No nomination. Scattering votes, 1.
<b>County of Franklin.</b>
No nomination. Scattering votes, 52.
<b>County of Hampden.</b>
No nomination. Scattering votes, 6.

<b>County of Hampshire.</b>
No nomination. Scattering votes, 1.
<b>County of Middlesex.</b>
No nomination. Scattering votes, 4.
<b>County of Nantucket.</b>
No nomination.
<b>County of Norfolk.</b>
No nomination. Scattering votes, 8.
<b>County of Plymouth.</b>
No nomination.
<b>County of Suffolk.</b>
No nomination. Scattering votes, 47.
<b>County of Worcester.</b>
No nomination. Scattering votes, 7.

*Clerk of Courts.*  
(To fill vacancy.)

<b>County of Hampshire.</b>
No nomination. Scattering votes, 1.

<b>County of Middlesex.</b>
No nomination. Scattering votes, 3.

*County Commissioner.*  
(To fill vacancy.)

<b>County of Hampden.</b>
No nomination. Scattering votes, 2.

<b>County of Plymouth.</b>
No nomination.

*Register of Deeds.*  
(To fill vacancy.)

<b>Essex Northern District.</b>
No nomination.

<b>Hampshire District.</b>
No nomination. Scattering votes 1.

<b>Hampden District.</b>
No nomination. Scattering votes, 6.





---

---

NUMBER OF VOTES

RECEIVED BY EACH

CANDIDATE FOR A STATE OFFICE

AT THE

BIENNIAL STATE ELECTION

NOVEMBER 8, 1938

ARRANGED BY CITIES, TOWNS AND DISTRICTS

---

---

NUMBER OF VOTES RECEIVED BY EACH CANDIDATE FOR A STATE OFFICE AT THE BIENNIAL STATE ELECTION, NOVEMBER 8, 1938.

Governor.

County of Barnstable.

Cities and Towns.	Henning A. Blomen of Cambridge, Socialist Labor Party.	Roland S. Bruneau of Cambridge, Independent.	Jeffrey W. Campbell of Boston, Socialist.	James M. Curley of Boston, Democratic.	William A. Davenport of Greenfield, Independent Tax Reform.	Otis Archer Hood of Worcester, Communist Party.	Charles L. Manser of Boston, Sound, Sensible, Government.
Barnstable . . . . .	5	4	11	741	3	1	1
Bourne . . . . .	7	2	3	333	1	2	3
Brewster . . . . .	2	1	1	65	1	1	1
Chatham . . . . .	1	4	1	88	3	1	1
Dennis . . . . .	1	1	1	117	1	1	1
Eastham . . . . .	1	1	1	22	1	1	1
Falmouth . . . . .	9	1	8	622	2	1	2
Harwich . . . . .	3	1	3	124	6	1	1
Mashpee . . . . .	1	1	1	83	1	1	1
Orleans . . . . .	3	1	1	56	1	1	1
Provincetown . . . . .	4	1	3	759	1	5	1
Sandwich . . . . .	4	1	3	247	1	1	1
Truro . . . . .	1	1	1	98	1	1	1
Wellfleet . . . . .	1	1	2	70	1	1	1
Yarmouth . . . . .	1	1	2	98	1	1	1
Totals . . . . .	42	15	38	3523	22	14	10

County of Barnstable — Concluded.

Cities and Towns — Con.	William H. McMassters of Cambridge, Townsend Recovery Plan.	Leverett Saltonstall of Newton, Republican.	George L. Thompson of Randolph, Prohibition.	All Others.	Blanks.	Total Ballots.
Barnstable . . . . .	17	2740	6	61	3590	
Bourne . . . . .	9	917	1	19	1297	
Brewster . . . . .	1	350	1	3	422	
Chatham . . . . .	5	860	1	29	991	
Dennis . . . . .	5	871	1	12	1013	
Eastham . . . . .	3	279	1	5	311	
Falmouth . . . . .	6	1538	4	22	2215	
Harwich . . . . .	6	908	3	12	1067	
Mashpee . . . . .	1	82	1	7	174	
Orleans . . . . .	1	700	1	13	776	
Provincetown . . . . .	3	657	3	42	1479	
Sandwich . . . . .	1	465	2	5	727	
Truro . . . . .	1	185	1	7	291	
Wellfleet . . . . .	1	382	1	12	461	
Yarmouth . . . . .	3	856	11	7	989	
Totals . . . . .	58	11790	35	256	15803	

County of Berkshire

Cities and Towns.	Henning A. Blomen of Cambridge, Socialist Labor Party.	Roland S. Bruneau of Cambridge, Independent.	Jeffrey W. Campbell of Boston, Socialist.	James M. Curley of Boston, Democratic.	William A. Davenport of Greenfield, Independent Tax Reform.	Otis Archer Hood of Worcester, Communist Party.	Charles L. Manser of Boston, Sound, Sensible, Government.
Adams . . . . .	26	16	38	2285	29	11	9
Alford . . . . .	1	1	1	15	1	1	1
Becket . . . . .	1	1	2	48	6	1	1
Cheshire . . . . .	5	6	1	263	3	1	1
Clarksburg . . . . .	3	1	12	170	3	1	2
Dalton . . . . .	3	3	4	688	13	1	3
Egremont . . . . .	1	1	1	29	1	1	1
Florida . . . . .	2	1	1	33	1	1	1
Great Barrington . . . . .	6	9	11	876	10	1	2
Hancock . . . . .	1	1	1	40	1	1	1
Hinsdale . . . . .	4	1	1	213	4	1	1
Lanesborough . . . . .	1	1	3	132	2	3	1
Lee . . . . .	8	5	6	718	5	4	1

Governor — Continued.  
County of Berkshire — Continued.

Cities and Towns.	Henning A. Blomen of Cambridge, So- cialist Labor Party.	Roland S. Bruneau of Cambridge, In- dependent.	Jeffrey W. Camp- bell of Boston, Socialist.	James M. Curley of Boston, Demo- cratic.	William A. Daven- port of Green- field, Indepen- dent Tax Reform.	Otis Archer Hood of Worcester, Com- munist Party.	Charles L. Manser of Boston, Sound. Sensible, Govern- ment.
Lenox . . . . .	6	12	5	449	4		1
Monterey . . . . .	1		12	23			
Mount Washington . . . . .				15			
New Ashford . . . . .			1	11	1		
New Marlborough . . . . .			2	98			
<b>NORTH ADAMS</b> . . . . .	28	39	31	3230	23	9	10
Otis . . . . .	1			39			1
Peru . . . . .				20			
<b>PITTSFIELD</b> . . . . .	64	50	84	9004	37	35	23
Richmond . . . . .		2		44	1		
Sandisfield . . . . .		1		78			2
Savoy . . . . .				40			
Sheffield . . . . .	1	3	6	123	1	1	1
Stockbridge . . . . .			6	209	1		
Tyringham . . . . .				22			
Washington . . . . .	1		1	33			
West Stockbridge . . . . .	6	1	2	184		1	
Williamstown . . . . .	1	2	2	365	3	1	
Windsor . . . . .			1	21			1
<b>Totals</b> . . . . .	166	144	223	19517	152	69	56

County of Berkshire — Concluded.

Cities and Towns.	William H. McMas- ters of Cam- bridge, Townsend Recovery Plan.	Leverett Saltonstall of Newton, Re- publican.	George L. Thomp- son of Randolph, Prohibition.	All Others.	Blanks.	Total Ballots.
Adams . . . . .	36	2158	12		121	4741
Alford . . . . .	1	68			5	88
Becket . . . . .	3	200	2		10	272
Cheshire . . . . .	3	358	2		20	661
Clarksburg . . . . .	4	323	4		16	537
Dalton . . . . .	16	1242	4		40	2016
Egremont . . . . .	2	240	2		5	280
Florida . . . . .	4	119			3	163
Great Barrington . . . . .	9	1524	10		76	2533
Hancock . . . . .	1	132			2	175
Hinsdale . . . . .	2	272	4		10	510
Lanesborough . . . . .	4	437	4		19	606
Lee . . . . .	6	939	10		73	1774
Lenox . . . . .	5	721	3		40	1236
Monterey . . . . .		116			1	141
Mount Washington . . . . .		19				34
New Ashford . . . . .	1	33			2	49
New Marlborough . . . . .	1	244	2		16	364
<b>NORTH ADAMS</b> . . . . .	73	4524	23		237	8232
Otis . . . . .		120	1		5	169
Peru . . . . .		41				61
<b>PITTSFIELD</b> . . . . .	75	10612	27		510	20521
Richmond . . . . .	6	190	1		4	248
Sandisfield . . . . .	2	62			2	147
Savoy . . . . .		79			6	125
Sheffield . . . . .	2	500	3		23	664
Stockbridge . . . . .	2	562	1		22	803
Tyringham . . . . .	1	77			6	107
Washington . . . . .		71	1		6	113
West Stockbridge . . . . .	3	266	2		9	476
Williamstown . . . . .	10	1341	7		48	1780
Windsor . . . . .	3	99			4	129
<b>Totals</b> . . . . .	273	27689	125		1341	49755

Governor — Continued.

County of Bristol.

Cities and Towns.	Henning A. Blomen of Cambridge, So- cialist Labor Party.	Roland S. Bruneau of Cambridge, In- dependent.	Jeffrey W. Camp- bell of Boston, Socialist.	James M. Curley of Boston, Demo- cratic.	William A. Daven- port of Green- field, Independ- ent Tax Reform.	Otis Archer Hood of Worcester, Com- munist Party.	Charles L. Manser of Boston, Sound, Sensible, Govern- ment.
Acushnet . . . . .	5	11	10	660	3	-	4
ATTLEBORO . . . . .	28	21	41	2779	19	12	12
Berkley . . . . .	2	2	1	139	-	-	-
Dartmouth . . . . .	8	13	13	942	10	11	6
Dighton . . . . .	3	1	3	250	4	2	2
Easton . . . . .	1	3	5	674	-	3	6
Fairhaven . . . . .	12	14	19	1518	-	-	-
FALL RIVER . . . . .	138	315	112	23074	71	50	48
Freetown . . . . .	5	12	13	143	-	1	1
Mansfield . . . . .	5	12	9	918	1	1	2
NEW BEDFORD . . . . .	150	185	287	21329	84	118	53
North Attleborough . . . . .	4	14	17	1639	5	2	12
Norton . . . . .	2	-	2	331	5	1	1
Raynham . . . . .	3	3	3	252	5	1	1
Rehoboth . . . . .	7	6	2	195	2	1	1
Seekonk . . . . .	5	8	4	415	5	1	1
Somerset . . . . .	8	12	3	864	4	6	-
Swansea . . . . .	3	19	4	484	4	2	5
TAUNTON . . . . .	33	32	48	7608	18	8	9
Westport . . . . .	13	11	3	402	5	1	4
Totals . . . . .	433	677	599	64616	250	220	161

County of Bristol — Concluded.

Cities and Towns.	William H. McMas- ters of Cam- bridge, Towns- end Recovery Plan.	Leverett Saltonstall of Newton, Re- publican.	George L. Thomp- son of Randolph, Prohibition.	All Others.	Blanks.	Total Ballots.
Acushnet . . . . .	16	652	-	-	33	1394
ATTLEBORO . . . . .	76	5614	16	-	158	8776
Berkley . . . . .	1	286	1	-	13	443
Dartmouth . . . . .	9	1906	9	-	43	2970
Dighton . . . . .	5	797	5	-	23	1093
Easton . . . . .	10	1894	5	1	34	2634
Fairhaven . . . . .	22	2754	8	-	74	4436
FALL RIVER . . . . .	129	17718	75	-	1403	43133
Freetown . . . . .	6	482	7	-	10	670
Mansfield . . . . .	15	1863	8	-	42	2869
NEW BEDFORD . . . . .	207	18588	61	-	706	41768
North Attleborough . . . . .	64	2680	11	-	143	4581
Norton . . . . .	7	836	2	-	19	1205
Raynham . . . . .	14	595	3	-	17	893
Rehoboth . . . . .	9	791	5	-	18	1037
Seekonk . . . . .	7	1131	4	-	35	1617
Somerset . . . . .	9	1317	3	-	61	2287
Swansea . . . . .	11	1209	8	-	28	1777
TAUNTON . . . . .	71	6852	14	-	304	14997
Westport . . . . .	18	1239	6	-	58	1760
Totals . . . . .	706	69204	251	1	3222	140340

County of Dukes County.

Cities and Towns.	Henning A. Blomen of Cambridge, So- cialist Labor Party.	Roland S. Bruneau of Cambridge, In- dependent.	Jeffrey W. Camp- bell of Boston, Socialist.	James M. Curley of Boston, Demo- cratic.	William A. Daven- port of Green- field, Independ- ent Tax Reform.	Otis Archer Hood of Worcester, Com- munist Party.	Charles L. Manser of Boston, Sound, Sensible, Govern- ment.
Chilmark . . . . .	-	-	-	11	1	-	-
Edgartown . . . . .	12	3	3	128	1	-	-
Gay Head . . . . .	-	-	-	27	1	-	-
Gosnold . . . . .	-	-	-	13	-	-	-
Oak Bluffs . . . . .	4	-	2	224	1	-	3
Tisbury . . . . .	1	3	1	169	1	1	1
West Tisbury . . . . .	-	-	-	18	-	1	-
Totals . . . . .	6	6	6	590	5	2	4

Governor — Continued.

County of Dukes County — Concluded.

Cities and Towns.	William H. McMas- ters of Cam- bridge, Townsend Recovery Plan	Leverett Saltonstall of Newton, Re- publican.	George L. Thomp- son of Randolph, Prohibition	All Others.	Banks.	Total Ballots
Chilmark . . . . .	—	113	—	—	6	131
Edgartown . . . . .	4	479	—	—	31	653
Gay Head . . . . .	—	42	—	—	152	222
Gosnold . . . . .	—	42	—	—	—	55
Oak Bluffs . . . . .	—	485	4	—	44	774
Tisbury . . . . .	—	584	1	—	21	787
West Tisbury . . . . .	—	106	—	—	4	131
Totals . . . . .	18	1851	7	—	258	2753

County of Essex.

Cities and Towns.	Henning A. Blomen of Cambridge, So- cialist Labor Party.	Roland S. Bruneau of Cambridge, In- dependent.	Jeffrey W. Camp- bell of Boston, Socialist.	James M. Curley of Boston, Demo- cratic.	William A. Daven- port of Green- field, Independ- ent Tax Reform.	Otis Archer Hood of Worcester, Com- munist Party.	Charles L. Manser of Boston, Sound Sensible, Govern- ment	Total Ballots
Amesbury . . . . .	5	23	29	1922	9	12	7	7
Andover . . . . .	9	5	14	1402	4	12	4	4
BEVERLY . . . . .	24	11	15	3417	13	8	3	3
Boxford . . . . .	—	—	—	31	—	—	—	—
Danvers . . . . .	2	5	19	1651	9	3	—	—
Essex . . . . .	1	—	—	169	1	—	—	—
Georgetown . . . . .	—	3	3	179	1	3	—	—
GLOUCESTER . . . . .	16	5	19	3122	10	8	—	—
Groveland . . . . .	3	—	3	348	—	1	—	—
Hamilton . . . . .	1	3	5	243	—	—	—	—
HAVERHILL . . . . .	57	44	61	8846	30	47	33	33
Ipswich . . . . .	6	5	6	741	7	4	—	—
LAWRENCE . . . . .	130	133	139	22421	98	95	58	58
LYNN . . . . .	166	60	136	20998	56	109	40	40
Lynnfield . . . . .	5	—	1	249	—	—	—	—
Manchester . . . . .	—	—	4	253	—	—	—	—
Marblehead . . . . .	5	6	8	1005	10	1	—	—
Merrimac . . . . .	1	1	6	313	3	1	—	—
Methuen . . . . .	30	28	37	3788	22	33	15	15
Middleton . . . . .	—	1	3	192	1	1	—	—
Nahant . . . . .	2	—	—	337	1	—	—	—
Newbury . . . . .	—	1	—	107	—	—	—	—
NEWBURYPORT . . . . .	18	12	22	2432	8	10	13	13
North Andover . . . . .	7	9	16	1338	6	4	—	—
PEABODY . . . . .	27	11	19	5374	16	42	9	9
Rockport . . . . .	8	3	16	509	1	5	3	3
Rowley . . . . .	—	—	1	136	—	—	—	—
SALEM . . . . .	69	44	48	10356	26	30	15	15
Salisbury . . . . .	3	1	2	369	—	—	—	—
Saugus . . . . .	22	7	20	1817	12	8	8	8
Swampscott . . . . .	8	4	5	1128	5	—	—	—
Topsfield . . . . .	—	—	2	62	1	—	—	—
Wenham . . . . .	—	—	—	50	—	—	—	—
West Newbury . . . . .	1	—	—	94	1	1	—	—
Totals . . . . .	626	425	661	95390	354	438	231	231

*Governor — Continued.*  
**County of Essex — Concluded.**

Cities and Towns.	William H. McMas- ters of Cam- bridge, Towns- end Recovery Plan.	Leverett Saltonstall of Newton, Re- publican.	George L. Thomp- son of Randolph, Prohibition.	All Others.	Blanks.	Total Ballots.
Amesbury . . . . .	24	2558	4	-	107	4700
Andover . . . . .	18	3878	4	-	84	5424
BEVERLY . . . . .	57	7949	12	-	179	11688
Boxford . . . . .	1	313	2	-	3	353
Danvers . . . . .	26	3384	15	-	79	5195
Essex . . . . .	4	619	-	-	11	807
Georgetown . . . . .	7	784	2	-	15	999
GLOUCESTER . . . . .	19	5402	6	4	132	8748
Groveland . . . . .	16	725	2	-	15	1105
Hamilton . . . . .	3	850	-	-	17	1126
HAVERHILL . . . . .	150	10256	23	-	356	19903
Ipswich . . . . .	22	1750	8	-	41	2591
LAWRENCE . . . . .	259	11580	73	-	859	35845
LYNN . . . . .	252	19908	47	10	627	42409
Lynnfield . . . . .	-	991	2	-	11	1259
Manchester . . . . .	4	1048	1	-	10	1320
Marblehead . . . . .	42	4610	6	-	53	5748
Merrimac . . . . .	9	860	6	-	19	1219
Methuen . . . . .	111	5522	20	-	175	9781
Middleton . . . . .	5	543	-	-	10	756
Nahant . . . . .	8	689	1	-	10	1048
Newbury . . . . .	4	659	4	-	10	783
NEWBURYPORT . . . . .	26	3855	4	-	143	6543
North Andover . . . . .	23	2393	6	-	61	3865
PEABODY . . . . .	24	3411	6	-	184	9123
Rockport . . . . .	10	1313	6	-	41	1906
Rowley . . . . .	4	580	1	-	16	738
SALEM . . . . .	66	8469	19	-	322	19464
Salisbury . . . . .	10	805	1	-	33	1224
Saugus . . . . .	45	4566	5	1	91	6606
Swampscott . . . . .	13	4269	5	-	65	5506
Topsfield . . . . .	3	493	-	-	9	571
Wenham . . . . .	2	611	-	-	4	669
West Newbury . . . . .	3	610	-	-	7	717
Totals . . . . .	1260	116253	287	15	3799	219739

**County of Franklin.**

Cities and Towns.	Henning A. Blomen of Cambridge, So- cialist Labor Party.	Roland S. Bruneau of Cambridge, In- dependent.	Jeffrey W. Camp- bell of Boston, Socialist.	James M. Curley of Boston, Demo- cratic.	William A. Daven- port of Green- field, Independ- ent Tax Reform.	Otis Archer Hood of Worcester, Com- munist Party.	Charles L. Manser of Boston, Sound, Sensible, Govern- ment.
Ashfield . . . . .	-	1	1	15	5	-	-
Bernardston . . . . .	1	-	-	50	6	-	-
Buckland . . . . .	-	-	2	102	11	-	-
Charlton . . . . .	3	-	-	49	3	-	-
Colrain . . . . .	-	-	-	148	9	-	1
Conway . . . . .	1	-	2	65	8	-	-
Deerfield . . . . .	3	1	1	329	15	1	-
Erving . . . . .	1	-	3	173	9	1	-
Gill . . . . .	1	-	-	47	3	-	-
Greenfield . . . . .	12	7	35	2207	195	4	7
Hawley . . . . .	-	-	-	12	1	-	-
Heath . . . . .	-	-	-	17	3	-	-
Leverett . . . . .	1	-	-	25	2	-	-
Leyden . . . . .	-	-	-	13	4	-	-
Monroe . . . . .	1	-	-	13	3	-	1
Montague . . . . .	13	6	15	1462	56	2	1
New Salem . . . . .	-	-	1	40	1	-	-
Northfield . . . . .	-	2	3	106	9	-	2
Orange . . . . .	1	4	6	421	13	2	6
Rowe . . . . .	-	-	1	27	7	-	-
Shelburne . . . . .	-	-	-	69	9	1	-
Shutesbury . . . . .	1	-	-	19	2	-	-
Sunderland . . . . .	1	-	2	87	1	-	-
Warwick . . . . .	-	-	-	21	2	-	-
Wendell . . . . .	2	-	-	63	3	-	-
Whately . . . . .	1	-	1	117	4	-	1
Totals . . . . .	43	21	73	5697	384	11	21

Governor — Continued.  
County of Franklin — Concluded.

Cities and Towns.	William H. McMas- ters of Cam- bridge, Towns- end Recovery Plan.	Leverett Saltonstall of Newton, Re- publican.	George L. Thomp- son of Randolph, Prohibition.	All Others.	Blanks.	Total Ballots.
Ashfield . . . . .	2	305	2	—	5	336
Bernardston . . . . .	4	346	1	—	11	419
Buckland . . . . .	7	506	1	—	10	639
Charlemont . . . . .	5	313	—	—	12	387
Colrain . . . . .	7	414	—	—	16	595
Conway . . . . .	3	291	—	—	3	373
Deerfield . . . . .	5	823	—	—	20	1198
Erving . . . . .	3	313	—	—	15	520
Gill . . . . .	3	308	—	—	6	368
Greenfield . . . . .	50	4224	7	—	88	6836
Hawley . . . . .	—	69	—	—	—	82
Heath . . . . .	—	85	—	—	2	107
Leverett . . . . .	2	163	—	—	7	200
Leyden . . . . .	2	82	—	—	1	102
Monroe . . . . .	—	56	—	—	5	79
Montague . . . . .	16	1412	4	—	52	3039
New Salem . . . . .	2	141	—	—	5	190
Northfield . . . . .	6	635	1	—	6	770
Orange . . . . .	27	1833	6	—	44	2363
Rowe . . . . .	1	76	1	—	1	114
Shelburne . . . . .	7	726	2	—	11	825
Shutesbury . . . . .	1	64	—	—	1	88
Sunderland . . . . .	1	268	1	—	6	367
Warwick . . . . .	2	160	1	—	5	191
Wendell . . . . .	—	57	1	—	2	128
Whately . . . . .	1	257	1	—	11	394
Totals . . . . .	159	13927	29	—	345	20710

County of Hampden.

Cities and Towns.	Henning A. Blomen of Cambridge, So- cialist Labor Party.	Roland S. Bruneau of Cambridge, In- dependent.	Jeffrey W. Camp- bell of Boston, Socialist.	James M. Curley of Boston, Demo- cratic.	William A. Daven- port of Green- field, Independ- ent Tax Reform.	Otis Archer Hood of Worcester, Com- munist Party.	Charles L. Manser of Boston, Sound Sensible, Govern- ment.
Agawam . . . . .	16	5	4	1072	11	2	6
Blandford . . . . .	—	—	—	18	1	—	—
Brimfield . . . . .	—	1	—	106	—	—	1
Chester . . . . .	—	—	7	135	3	1	—
CHICOPEE . . . . .	60	107	88	8913	49	20	32
East Longmeadow . . . . .	5	1	10	340	3	2	—
Granville . . . . .	1	—	—	40	1	1	1
Hampden . . . . .	6	—	2	89	3	—	—
Holland . . . . .	—	—	—	38	—	—	—
HOLYOKE . . . . .	75	105	122	13318	67	22	19
Longmeadow . . . . .	1	3	2	277	4	—	—
Ludlow . . . . .	11	15	20	1261	7	7	9
Monson . . . . .	3	3	7	677	11	1	1
Montgomery . . . . .	—	—	1	6	1	—	—
Palmer . . . . .	13	15	4	1763	15	2	4
Russell . . . . .	3	1	2	165	—	—	2
Southwick . . . . .	1	—	2	94	3	—	1
SPRINGFIELD . . . . .	172	137	375	23326	155	112	74
Tolland . . . . .	1	—	—	12	—	—	—
Wales . . . . .	—	—	—	53	—	—	—
West Springfield . . . . .	35	10	34	2719	29	11	5
WESTFIELD . . . . .	18	11	31	3068	18	10	8
Wilbraham . . . . .	7	5	5	433	2	3	2
Totals . . . . .	428	419	716	57923	383	194	165

*Governor — Continued.*  
County of Hampden — Concluded

Cities and Towns.	William H. McMas- ters of Cam- bridge, Towns- end Recovery Plan.	Leverett Saltonstall of Newton, Re- publican.	George L. Thomp- son of Randolph, Prohibition.	All Others.	Blanks.	Total Ballots
Agawan . . . . .	27	1527	1	—	51	2722
Blandford . . . . .	—	176	—	—	3	199
Brimfield . . . . .	3	270	1	—	5	387
Chester . . . . .	13	343	1	—	7	510
CHICOPEE . . . . .	92	6626	30	—	469	16486
East Longmeadow . . . . .	13	953	1	—	35	1373
Granville . . . . .	—	225	—	—	9	278
Hampden . . . . .	10	339	1	—	12	462
Holland . . . . .	—	60	—	—	1	99
HOLYOKE . . . . .	109	9864	44	—	454	24206
Longmeadow . . . . .	11	2253	—	—	16	2569
Ludlow . . . . .	11	1190	—	—	30	2568
Monson . . . . .	12	973	—	—	18	1708
Montgomery . . . . .	—	67	—	—	—	75
Palmer . . . . .	10	1726	6	1	60	3619
Russell . . . . .	3	333	—	—	6	517
Southwick . . . . .	7	384	—	—	10	502
SPRINGFIELD . . . . .	392	31875	55	4	1049	57726
Tolland . . . . .	1	49	—	—	1	64
Wales . . . . .	1	127	—	—	4	185
West Springfield . . . . .	54	3811	17	—	97	6822
WESTFIELD . . . . .	45	4081	15	—	116	7421
Wilbraham . . . . .	6	677	5	—	16	1161
Totals . . . . .	820	67939	191	12	2469	131659

County of Hampshire.

Cities and Towns.	Henning A. Blomen of Cambridge, So- cialist Labor Party.	Roland S. Bruneau of Cambridge, In- dependent	Jeffrey W. Camp- bell of Boston, Socialist.	James M. Cunley of Boston, Demo- cratic.	William A. Daven- port of Green- field, Independ- ent Tax Reform.	Otis Archer Hood of Worcester, Com- munist Party.	Charles L. Manser of Boston, Sound Sensible, Govern- ment
Amherst . . . . .	12	8	9	599	—	—	3
Belchertown . . . . .	—	4	4	370	—	—	1
Chesterfield . . . . .	—	—	—	15	1	—	—
Cummington . . . . .	—	—	—	17	—	—	1
Easthampton . . . . .	23	15	84	1686	21	6	11
Goshen . . . . .	1	—	—	5	—	—	—
Granby . . . . .	—	3	3	101	4	—	—
Hadley . . . . .	2	—	5	316	5	—	1
Hatfield . . . . .	4	1	1	415	2	1	3
Huntington . . . . .	1	1	1	245	1	1	—
Middlefield . . . . .	—	—	—	23	1	—	—
NORTHAMPTON . . . . .	9	19	70	4265	34	10	7
Pelham . . . . .	1	—	4	22	1	—	—
Plainfield . . . . .	—	—	—	4	2	—	1
South Hadley . . . . .	10	17	15	1128	11	3	6
Southampton . . . . .	—	6	6	96	3	1	—
Ware . . . . .	11	29	12	1439	13	12	8
Westhampton . . . . .	—	—	1	19	—	—	—
Williamsburg . . . . .	1	—	1	269	4	—	—
Worthington . . . . .	1	1	2	48	3	—	—
Totals . . . . .	69	102	220	11092	116	30	41

County of Hampshire — Concluded.

Cities and Towns.	William H. McMas- ters of Cam- bridge, Towns- end Recovery Plan	Leverett Saltonstall of Newton, Re- publican.	George L. Thomp- son of Randolph, Prohibition.	All Others.	Blanks.	Total Ballots.
Amherst . . . . .	7	2137	6	—	43	2825
Belchertown . . . . .	—	572	1	—	11	970
Chesterfield . . . . .	—	180	—	—	—	201
Cummington . . . . .	4	258	—	—	—	299
Easthampton . . . . .	41	1879	—	—	80	3856



Governor — Continued.

County of Hampshire — Concluded.

Cities and Towns.	William H. McMas- ters of Cam- bridge, Towns- end Recovery Plan.	Levrett Saltonstall of Newton, Re- publican.	George L. Thomp- son of Randolph Prohibition	All Others.	Banks.	Total Ballots.
Goshen . . . . .		116			1	123
Granby . . . . .		298	1		4	116
Hadley . . . . .	12	378	1		12	720
Hatfield . . . . .		299	1		23	750
Huntington . . . . .	3	362			9	624
Middlefield . . . . .		63	1		3	91
NORTHAMPTON . . . . .	35	5064	11		174	9698
Pelham . . . . .	2	158	1			189
Plainfield . . . . .	1	112			1	121
South Hadley . . . . .		1872	5		36	3125
Southampton . . . . .	1	277			10	394
Ware . . . . .	9	1214	9		66	2811
Westhampton . . . . .		121			2	143
Williamsburg . . . . .	5	587	4		15	886
Worthington . . . . .	3	169			5	232
Totals . . . . .	135	16116	54		499	28474

County of Middlesex.

Cities and Towns.	Hemming A. Blomen of Cambridge, So- cialist Labor Party.	Roland S. Bruneau of Cambridge, In- dependent.	Jeffrey W. Camp- bell of Boston, Socialist.	James M. Curpley of Boston, Demo- cratic.	William A. Daven- port of Green- field, Indepen- dent Tax Reform.	Otis Archer Hood of Worcester, Com- munist Party.	Charles L. Manser of Boston, Sound, Sensible, Govern- ment.
Acton . . . . .	1		1	221	1		1
Arlington . . . . .	25	9	27	6191	11	26	2
Ashby . . . . .	1	1	2	44	1	1	1
Ashland . . . . .	3	1	1	448	1	3	3
Ayer . . . . .	1	1	2	471	4	2	2
Bedford . . . . .	1			267	2	2	2
Belmont . . . . .	6	9	20	3415	5	10	1
Billerica . . . . .	8	1	13	1217	4	2	3
Boxborough . . . . .			1	32			
Burlington . . . . .	4	1	5	467			
CAMBRIDGE . . . . .	86	61	178	25911	51	127	21
Carlisle . . . . .				39	1	1	
Chelmsford . . . . .	3	3	13	955	6	1	2
Concord . . . . .	1	1	3	984	2	1	1
Dracut . . . . .	18	13	9	1054	6	10	2
Dunstable . . . . .				24			
EVERETT . . . . .	34	20	54	8779	18	40	17
Framingham . . . . .	16	13	14	4188	9	7	4
Groton . . . . .	2	2		376			
Holliston . . . . .	4	2	1	373	1	1	
Hopkinton . . . . .	4	2	3	484	1		
Hudson . . . . .	8	8	1	1528	7	9	2
Lexington . . . . .	5	2	12	1185	5	4	2
Lincoln . . . . .	3			166		3	
Littleton . . . . .	1			101			
LOWELL . . . . .	85	78	71	22990	52	23	26
MALDEN . . . . .	44	19	50	9544	23	79	10
MARLBOROUGH . . . . .	14	12	16	3773	17	7	4
Maynard . . . . .	11	6	35	1468	6	8	5
MEDFORD . . . . .	30	25	47	11204	19	26	7
MELROSE . . . . .	8	7	16	2079	12	8	6
Natick . . . . .	5	15	11	2821	6	5	4
NEWTON . . . . .	13	12	56	8260	18	29	10
North Reading . . . . .	4	1	2	410	1	1	2
Pepperell . . . . .	3	1	4	428	1	1	2
Reading . . . . .	3	1	10	986	6	4	3
Sherborn . . . . .			1	83	1		
Shirley . . . . .	6	4	4	373	2	1	1
SOMERVILLE . . . . .	66	35	92	21195	73	45	23
Stoneham . . . . .	2	5	11	1416	7	5	3
Stow . . . . .	1		6	51	1		
Sudbury . . . . .				110			
Tewksbury . . . . .	3	1	9	486	5		2
Townsend . . . . .	3	2	3	150	1		2
Tyngsborough . . . . .	3	1	5	204	2		2
Wakefield . . . . .	11	12	11	2460	17	21	3
WALTHAM . . . . .	33	12	22	7561	18	10	10

## Governor — Continued.

## County of Middlesex — Continued.

Towns and Cities.	Henning A. Blomen of Cambridge, So- cialist Labor Party.	Roland S. Bruneau of Cambridge, In- dependent.	Jeffrey W. Camp- bell of Boston, Socialist.	James M. Curley of Boston, Demo- cratic.	William A. Daven- port of Green- field, Independ- ent Tax Reform.	Otis Archer Hood of Worcester, Com- munist Party.	Charles L. Manser of Boston, Sound, Sensible, Govern- ment.
Watertown . . . . .	28	2	29	6638	16	39	10
Wayland . . . . .	2	1	4	485	1	2	1
Westford . . . . .	2	1	4	583	1	1	1
Weston . . . . .	1	1	2	301	3	2	1
Wilmington . . . . .	5	1	3	578	3	3	1
Winchester . . . . .	4	4	6	1731	4	4	5
WOBURN . . . . .	16	7	22	4747	9	9	1
Totals . . . . .	641	412	920	171975	466	588	209

## County of Middlesex — Concluded.

Cities and Towns.	William H. McMas- ters of Cam- bridge, Fownsend Recovery Plan.	Leverett Saltonstall of Newton, Re- publican.	George L. Thomp- son of Randolph, Prohibition.	All Others.	Blanks.	Total Ballots.
Acton . . . . .	5	1122	1	1	18	1368
Arlington . . . . .	74	11442	10	1	199	18022
Ashby . . . . .	7	310	1	1	3	372
Ashland . . . . .	14	844	1	1	22	1342
Ayer . . . . .	15	750	12	1	30	1276
Bedford . . . . .	5	712	1	1	16	1007
Belmont . . . . .	13	8972	4	1	128	12583
Billerica . . . . .	23	1749	3	1	45	3068
Boxborough . . . . .	1	128	1	1	3	164
Burlington . . . . .	6	536	2	1	17	978
CAMBRIDGE . . . . .	89	19068	36	1	652	46280
Carlisle . . . . .	2	287	1	1	6	336
Chelmsford . . . . .	19	2328	5	1	44	3379
Concord . . . . .	11	2295	3	1	38	3340
Dracut . . . . .	20	1442	1	1	28	2604
Dunstable . . . . .	1	168	1	1	5	198
EVERETT . . . . .	100	9093	12	1	301	18468
Framingham . . . . .	32	5282	9	1	121	9695
Groton . . . . .	11	920	2	1	27	1340
Holliston . . . . .	9	1093	1	1	12	1491
Hopkinton . . . . .	6	749	1	1	14	1264
Hudson . . . . .	21	1723	2	1	60	3369
Lexington . . . . .	12	3825	2	1	50	5104
Lincoln . . . . .	1	666	1	1	10	849
Littleton . . . . .	3	626	1	1	14	746
LOWELL . . . . .	226	17096	43	1	645	41335
MALDEN . . . . .	165	12748	14	1	261	22957
MARLBOROUGH . . . . .	49	3548	6	1	140	7586
Maynard . . . . .	17	1333	9	1	47	2945
MEDFORD . . . . .	47	15141	21	1	398	26965
MELROSE . . . . .	24	10285	13	1	107	12565
Natick . . . . .	24	3868	4	1	108	6871
NEWTON . . . . .	39	24550	10	2	285	33284
North Reading . . . . .	2	762	1	1	18	1203
Pepperell . . . . .	6	926	3	1	25	1400
Reading . . . . .	19	4088	1	1	43	5164
Sherborn . . . . .	2	379	1	1	7	474
Shirley . . . . .	8	458	1	1	9	866
SOMERVILLE . . . . .	77	19212	19	1	532	41369
Stoneham . . . . .	16	3283	7	1	48	4804
Stow . . . . .	4	451	1	1	7	520
Sudbury . . . . .	3	694	1	1	7	815
Tewksbury . . . . .	10	765	1	1	25	1308
Townsend . . . . .	12	748	2	1	22	945
Tyngsborough . . . . .	7	430	4	1	6	662
Wakefield . . . . .	24	4779	3	1	122	7463
WALTHAM . . . . .	70	9295	15	1	209	17255
Watertown . . . . .	27	8305	10	1	218	15323
Wayland . . . . .	9	1080	1	1	13	1599
Westford . . . . .	6	779	1	1	19	1406
Weston . . . . .	1	1603	1	1	7	1934
Wilmington . . . . .	12	1078	2	1	28	1713
Winchester . . . . .	4	4868	1	1	47	6678
WOBURN . . . . .	32	3799	7	28	94	8772
Totals . . . . .	1440	232481	298	34	5360	414824

Governor — Continued.

County of Nantucket.

Cities and Towns.	Henning A. Blomen of Cambridge, So- cialist Labor Party.	Roland S. Bruneau of Cambridge, In- dependent.	Jeffrey W. Camp- bell of Boston, Socialist.	James M. Curley of Boston, Demo- cratic.	William A. Daven- port of Green- field, Independ- ent Tax Reform.	Otis Archer Hood of Worcester, Com- munist Party.	Charles L. Manser of Boston, Sound, Sensible, Govern- ment.
Nantucket . . . . .	5	3	6	305	3	1	-

County of Nantucket — Concluded

Cities and Towns.	William H. McMas- ters of Cam- bridge, Towns- end Recovery Plan.	Leverett Saltonstall of Newton, Re- publican.	George J. Thomp- son of Randolph, Prohibition.	All Others.	Blanks.	Total Ballots.
Nantucket . . . . .	8	1099	3	1	69	1502

County of Norfolk.

Cities and Towns.	Henning A. Blomen of Cambridge, So- cialist Labor Party.	Roland S. Bruneau of Cambridge, In- dependent.	Jeffrey W. Camp- bell of Boston, Socialist.	James M. Curley of Boston, Demo- cratic.	William A. Daven- port of Green- field, Independ- ent Tax Reform.	Otis Archer Hood of Worcester, Com- munist Party.	Charles L. Manser of Boston, Sound, Sensible, Govern- ment.
Avon . . . . .	3	-	1	386	3	1	-
Bellingham . . . . .	-	5	1	695	2	1	-
Braintree . . . . .	11	4	15	2362	9	7	11
Brookline . . . . .	14	10	41	6268	22	58	26
Canton . . . . .	4	2	7	1244	6	-	1
Cohasset . . . . .	3	-	6	505	-	-	1
Dedham . . . . .	12	9	14	2561	5	11	9
Dover . . . . .	-	-	-	123	-	-	-
Foxborough . . . . .	2	2	3	675	6	3	-
Franklin . . . . .	4	-	9	1458	5	2	2
Holbrook . . . . .	1	1	2	411	7	2	-
Medfield . . . . .	-	-	-	402	1	1	-
Medway . . . . .	3	3	5	622	8	1	2
Millis . . . . .	1	1	1	409	1	-	2
Milton . . . . .	8	3	12	2743	8	12	1
Needham . . . . .	7	2	14	941	5	10	5
Norfolk . . . . .	-	-	1	199	-	7	-
Norwood . . . . .	13	4	20	3234	7	35	2
Plainville . . . . .	3	2	2	120	1	-	1
Quincy . . . . .	81	36	91	11421	37	61	23
Randolph . . . . .	6	1	6	1458	10	3	2
Sharon . . . . .	3	1	4	448	1	8	2
Stoughton . . . . .	6	5	11	1535	4	5	1
Walpole . . . . .	1	4	16	1225	5	5	1
Wellesley . . . . .	7	2	14	1126	6	5	2
Westwood . . . . .	-	2	2	270	2	1	-
Weymouth . . . . .	15	11	26	3343	11	3	3
Wrentham . . . . .	2	-	2	314	-	-	1
Totals . . . . .	210	109	326	46498	174	242	97

*Governor — Continued.*  
**County of Norfolk — Concluded.**

Cities and Towns.	William H. McMas- ters of Cam- bridge, Townsend Recovery Plan.	Leverett Saltonstall of Newton, Re- publican.	George L. Thomp- son of Randolph, Prohibition.	All Others.	Blanks.	Total Ballots.
Avon . . . . .	5	669	—	—	16	1084
Bellingham . . . . .	9	534	—	—	19	1267
Braintree . . . . .	29	5694	13	—	58	8213
Brookline . . . . .	19	16741	13	—	263	23419
Canton . . . . .	11	1613	—	—	46	2934
Cohasset . . . . .	4	1180	1	—	14	1716
Dedham . . . . .	17	4428	7	—	81	7154
Dover . . . . .	—	573	1	—	7	704
Foxborough . . . . .	7	1542	1	—	27	2268
Franklin . . . . .	10	1575	6	—	54	3125
Holbrook . . . . .	14	1201	5	—	24	1668
Medfield . . . . .	2	739	3	—	8	1156
Medway . . . . .	10	815	1	—	23	1493
Millis . . . . .	3	603	1	—	10	1032
Milton . . . . .	11	6959	16	—	79	9852
Needham . . . . .	21	4918	—	—	61	5984
Norfolk . . . . .	7	455	—	—	8	677
Norwood . . . . .	20	3171	7	1	108	6622
Plainville . . . . .	12	599	4	—	6	750
Quincy . . . . .	88	20161	31	—	403	32433
Randolph . . . . .	8	1896	17	—	52	3459
Sharon . . . . .	7	1351	1	—	14	1840
Stoughton . . . . .	13	2012	2	—	45	3638
Walpole . . . . .	5	1919	1	—	36	3218
Wellesley . . . . .	7	5430	5	—	70	6673
Westwood . . . . .	5	1241	1	—	12	1536
Weymouth . . . . .	50	6182	6	—	98	9748
Wrentham . . . . .	6	859	—	—	9	1193
Totals . . . . .	400	95060	144	5	1591	144856

**County of Plymouth.**

Cities and Towns.	Henning A. Blouen of Cambridge, So- cialist Labor Party.	Roland S. Bruneau of Cambridge, In- dependent.	Jeffrey W. Camp- bell of Boston, Socialist.	James M. Curley of Boston, Demo- cratic.	William A. Daven- port of Green- field, Independ- ent Tax Reform.	Otis Archer Hood of Worcester, Com- munist Party.	Charles L. Manser of Boston, Social- Sensible Govern- ment.
Abington . . . . .	12	2	7	952	12	4	12
Bridgewater . . . . .	5	1	8	973	3	14	12
BROCKTON . . . . .	64	36	93	12768	31	101	25
Carver . . . . .	1	—	1	60	1	—	—
Duxbury . . . . .	—	1	2	112	1	—	—
East Bridgewater . . . . .	2	1	15	438	2	—	3
Halifax . . . . .	—	—	5	83	2	—	—
Hanover . . . . .	1	1	2	184	1	1	—
Hanson . . . . .	3	—	2	235	1	1	—
Hingham . . . . .	6	1	15	885	1	4	4
Hull . . . . .	1	1	1	569	1	1	—
Kingston . . . . .	1	3	3	331	1	1	—
Lakeville . . . . .	1	—	2	104	—	1	—
Marion . . . . .	1	1	1	183	1	—	—
Marshfield . . . . .	2	—	2	159	—	—	1
Mattapoisett . . . . .	1	—	3	136	—	—	—
Middleborough . . . . .	5	—	5	994	3	—	—
Norwell . . . . .	—	1	6	119	—	—	1
Pembroke . . . . .	2	1	1	117	—	2	—
Plymouth . . . . .	12	6	15	1879	4	4	5
Plympton . . . . .	—	—	—	45	—	—	—
Rochester . . . . .	—	1	1	61	1	—	—
Rockland . . . . .	7	5	13	1871	4	3	2
Seituate . . . . .	3	—	8	514	3	—	1
Wareham . . . . .	2	3	5	623	1	2	3
West Bridgewater . . . . .	3	1	5	292	1	2	—
Whitman . . . . .	4	7	14	1230	7	4	2
Totals . . . . .	129	73	235	25917	72	144	53

Governor — Continued.

County of Plymouth — Concluded.

Cities and Towns.	William H. McMass- ters of Cam- bridge, Towns- end Recovery Plan.	Leverett Saltonstall of Newton, Re- publican.	George L. Thomp- son of Randolph, Prohibition.	All Others.	Blanks.	Total Ballots.
Abington . . . . .	16	1726	3		50	2766
Bridgewater . . . . .	10	1634	12		53	2705
<b>BROCKTON</b> . . . . .	<b>134</b>	<b>15325</b>	<b>34</b>		<b>472</b>	<b>29083</b>
Carver . . . . .	12	345	12		6	418
Duxbury . . . . .	12	976	12		13	1109
East Bridgewater . . . . .	14	1127	6		28	1636
Halifax . . . . .	3	293	—		8	394
Hanover . . . . .	1	984	4		22	1201
Hanson . . . . .	9	743	3		15	1012
Hingham . . . . .	9	2609	6		42	3582
Hull . . . . .	1	735	—		27	1336
Kingston . . . . .	4	826	3		14	1187
Lakeville . . . . .	4	541	1		11	667
Marion . . . . .	5	614	—		10	816
Marshfield . . . . .	1	1079	1		16	1261
Mattapoisett . . . . .	3	522	1		9	675
Middleborough . . . . .	16	2544	5		59	3731
Norwell . . . . .	5	743	—		12	883
Pembroke . . . . .	6	587	—		12	723
Plymouth . . . . .	18	3079	1		62	5088
Plympton . . . . .	1	198	—		3	246
Rochester . . . . .	2	330	1		3	400
Rockland . . . . .	19	2093	—		59	4076
Scituate . . . . .	8	1608	—		32	2185
Wareham . . . . .	14	1565	12		45	2265
West Bridgewater . . . . .	9	938	—		22	1273
Whitman . . . . .	30	2519	6		51	3874
Totals . . . . .	346	46383	88		1152	74592

County of Suffolk.

Cities and Towns.	Hening A. Blomen of Cambridge, So- cialist Labor Party.	Roland S. Bruneau of Cambridge, In- dependent.	Jeffrey W. Camp- bell of Boston, Socialist.	James M. Curley of Boston, Demo- cratic.	William A. Daven- port of Green- field, Independ- ent Tax Reform.	Otis Archer Hood of Worcester, Com- munist Party.	Charles L. Manser of Boston, Sound, Sensible, Govern- ment.
BOSTON . . . . .	496	291	679	182532	306	961	213
CHELSEA . . . . .	60	23	62	8616	36	89	14
REVERE . . . . .	32	11	52	9088	19	54	9
Winthrop . . . . .	10	3	16	2762	13	24	4
Totals . . . . .	598	238	809	202998	374	1128	240

County of Suffolk — Concluded

Cities and Towns.	William H. McMass- ters of Cam- bridge, Towns- end Recovery Plan.	Leverett Saltonstall of Newton, Re- publican.	George L. Thomp- son of Randolph, Prohibition.	All Others.	Blanks.	Total Ballots.
BOSTON . . . . .	457	121031	191		4718	311822
CHELSEA . . . . .	30	4623	18		341	13912
REVERE . . . . .	27	5318	9		254	14873
Winthrop . . . . .	16	5372	6		93	8319
Totals . . . . .	530	136344	224		5406	348926

## Governor — Continued.

## County of Worcester.

Cities and Towns.	Heming A. Blomen of Cambridge, So- cialist Labor Party.	Roland S. Bruneau of Cambridge, In- dependent.	Jeffrey W. Camp- bell of Boston, Socialist.	James M. Curley of Boston, Demo- cratic.	William A. Daven- port of Green- field, Independ- ent Tax Reform.	Otis Archer Hood of Worcester, Com- munist Party.	Charles L. Manser of Boston, Sound, Sensible, Govern- ment.
Ashburnham . . . . .	3	5	4	295	4	3	3
Athol . . . . .	8	8	9	1092	15	6	6
Auburn . . . . .	10	12	7	777	5	4	4
Barre . . . . .	3	—	1	468	1	1	1
Berlin . . . . .	—	1	—	60	1	1	1
Blackstone . . . . .	5	4	3	1463	—	1	3
Bolton . . . . .	—	—	1	33	—	—	—
Boylston . . . . .	1	1	3	104	—	—	—
Brookfield . . . . .	4	—	—	150	—	—	—
Charlton . . . . .	2	4	1	248	6	1	1
Clinton . . . . .	11	13	11	3168	5	18	2
Douglas . . . . .	2	1	1	311	2	1	—
Dudley . . . . .	5	11	10	869	4	3	—
East Brookfield . . . . .	4	2	1	142	—	—	3
FITCHBURG . . . . .	51	95	115	7834	34	27	26
GARDNER . . . . .	34	46	71	2938	36	22	15
Grafton . . . . .	3	8	3	1322	9	3	1
Hardwick . . . . .	3	1	2	387	—	3	1
Harvard . . . . .	—	—	—	74	1	—	1
Holden . . . . .	—	4	7	421	2	1	—
Hopedale . . . . .	—	1	1	234	1	—	3
Hubbardston . . . . .	—	—	12	74	1	1	3
Lancaster . . . . .	3	1	2	209	1	—	—
Leicester . . . . .	7	8	7	911	1	1	4
LEOMINSTER . . . . .	14	43	32	3626	13	6	8
Lunenburg . . . . .	4	—	5	206	4	2	1
Mendon . . . . .	—	1	3	136	2	1	—
Milford . . . . .	24	10	32	3308	8	6	8
Millbury . . . . .	5	11	6	1373	5	—	3
Millville . . . . .	1	1	2	488	—	—	3
New Braintree . . . . .	—	—	2	32	—	—	—
North Brookfield . . . . .	1	3	2	451	1	1	1
Northborough . . . . .	4	—	1	284	3	—	—
Northbridge . . . . .	12	14	11	2050	3	3	4
Oakham . . . . .	—	—	1	38	1	—	—
Oxford . . . . .	10	7	7	687	3	4	7
Paxton . . . . .	—	—	2	71	—	—	—
Petersham . . . . .	1	—	—	33	—	—	—
Phillipston . . . . .	—	—	1	45	—	—	—
Royalton . . . . .	1	2	2	46	1	—	—
Rutland . . . . .	—	—	—	66	1	1	1
Shrewsbury . . . . .	4	—	6	226	—	1	—
Southborough . . . . .	3	9	8	928	2	4	2
Southbridge . . . . .	—	2	1	264	—	1	—
Spencer . . . . .	15	82	24	3166	22	18	9
Sterling . . . . .	7	35	6	1139	10	7	6
Sturbridge . . . . .	1	3	1	125	3	—	1
Sutton . . . . .	1	2	5	207	2	2	2
Templeton . . . . .	3	1	2	409	2	2	—
Upton . . . . .	6	5	14	460	6	3	1
Uxbridge . . . . .	3	—	5	260	—	—	—
Warren . . . . .	8	12	9	1500	5	2	2
Webster . . . . .	3	5	10	602	8	—	2
West Boylston . . . . .	20	40	26	2806	15	8	11
West Brookfield . . . . .	—	1	2	166	3	2	2
Westborough . . . . .	1	3	—	128	4	—	—
Westminster . . . . .	—	—	2	696	2	1	4
Winchendon . . . . .	1	—	14	144	2	2	2
Worcester . . . . .	7	8	6	782	6	10	4
Worcester . . . . .	212	230	337	37311	97	229	83
Totals . . . . .	531	756	859	87843	363	407	245

*Governor — Continued.*  
County of Worcester — Concluded.

Cities and Towns.	William H. McMas- ters of Cam- bridge, Townsend Recovery Plan.	Leverett Saltonstall of Newton, Re- publican.	George L. Thomp- son of Randolph, Prohibition.	All Others.	Blanks.	Total Ballots.
Ashburnham . . . . .	8	555	3	-	30	913
Athol . . . . .	34	3108	6	-	65	4353
Auburn . . . . .	11	1752	7	-	36	2624
Barre . . . . .	4	788	4	-	57	1328
Berlin . . . . .	5	404	1	-	1	474
Blackstone . . . . .	5	420	-	-	21	1927
Bolton . . . . .	5	292	-	-	2	330
Boylston . . . . .	1	406	1	-	6	523
Brookfield . . . . .	7	399	3	-	13	576
Charlton . . . . .	7	561	2	-	7	840
Clinton . . . . .	16	2650	2	-	125	6021
Douglas . . . . .	1	636	-	-	12	969
Dudley . . . . .	6	697	7	-	40	1655
East Brookfield . . . . .	3	210	1	-	1	364
FITCHBURG . . . . .	122	8118	28	-	344	16794
GARDNER . . . . .	30	3894	7	1	242	7336
Grafton . . . . .	9	1376	3	-	48	2785
Hardwick . . . . .	5	431	1	-	14	848
Harvard . . . . .	4	433	1	-	6	520
Holden . . . . .	10	1313	2	-	22	1782
Hopedale . . . . .	7	1235	1	-	14	1497
Hubbardston . . . . .	3	239	1	-	6	340
Lancaster . . . . .	9	864	-	-	31	1120
Leicester . . . . .	10	960	2	-	31	1942
LEOMINSTER . . . . .	78	4513	10	-	228	8571
Lunenburg . . . . .	6	661	1	-	23	913
Mendon . . . . .	5	401	-	-	13	564
Milford . . . . .	39	2586	7	-	144	6172
Millbury . . . . .	10	1439	8	-	54	2914
Millville . . . . .	-	331	-	-	10	836
New Braintree . . . . .	-	96	-	-	2	132
North Brookfield . . . . .	4	644	3	-	22	1133
Northborough . . . . .	7	760	-	-	20	1079
Northbridge . . . . .	14	2180	11	-	70	4372
Oakham . . . . .	-	139	-	-	1	180
Oxford . . . . .	24	912	4	-	29	1694
Paxton . . . . .	-	264	1	-	5	343
Petersham . . . . .	-	336	-	-	7	377
Phillipston . . . . .	4	113	-	-	3	166
Princeton . . . . .	-	270	-	-	4	326
Royalston . . . . .	1	214	-	-	6	290
Rutland . . . . .	1	439	-	-	7	684
Shrewsbury . . . . .	11	1965	2	2	43	2979
Southborough . . . . .	1	668	-	-	16	953
Southbridge . . . . .	28	2365	14	2	189	5934
Spencer . . . . .	14	1573	7	-	91	2895
Sterling . . . . .	9	632	-	-	16	791
Sturbridge . . . . .	5	394	2	-	13	635
Sutton . . . . .	2	624	3	-	10	1064
Templeton . . . . .	15	935	5	-	38	1488
Upton . . . . .	8	751	-	-	15	1042
Uxbridge . . . . .	12	1157	11	-	51	2769
Warren . . . . .	4	747	2	-	25	1408
Webster . . . . .	28	2362	15	-	126	5457
West Boylston . . . . .	5	695	3	-	17	896
West Brookfield . . . . .	3	441	-	-	12	592
Westborough . . . . .	14	1597	-	-	22	2338
Westminster . . . . .	2	402	4	-	9	582
Winchendon . . . . .	25	1358	4	1	64	2275
WORCESTER . . . . .	355	38624	104	1	1468	79051
Totals . . . . .	1053	105329	310	7	4053	201756

Governor — Concluded.

Aggregate of Votes.

Counties.	Hemming A. Blomen of Cambridge, Socialist-Labor Party.	Roland S. Brunacu of Cambridge, Independent.	Jeffrey W. Campbell of Boston, Socialist.	James M. Cunley of Boston, Democratic.	William A. Davenport of Greenfield, Independent Tax Reform.	Otis Archer Hood of Worcester, Communist Party.	Charles L. Manser of Boston, Socialist, Sensible Government.
BARNSTABLE . . . . .	42	15	38	3523	42	14	10
BERKSHIRE . . . . .	166	144	223	19517	152	69	56
BRISTOL . . . . .	433	677	599	641616	250	220	161
DUKES COUNTY . . . . .	6	6	6	590	5	2	4
ESSEX . . . . .	626	425	661	95390	354	438	231
FRANKLIN . . . . .	43	21	73	5697	384	11	21
HAMPDEN . . . . .	428	419	716	57923	383	194	165
HAMPSHIRE . . . . .	69	162	220	11092	116	30	41
MIDDLESEX . . . . .	641	412	920	171975	466	588	209
NANTUCKET . . . . .	5	3	6	305	3	1	—
NORFOLK . . . . .	210	109	326	46498	174	242	97
PLYMOUTH . . . . .	129	73	235	25917	72	144	53
SUFFOLK . . . . .	598	238	809	202998	374	1128	240
WORCESTER . . . . .	531	756	859	87843	363	407	245
Totals . . . . .	3927	3400	5691	793884	3118	3488	1533

Aggregate of Votes — Concluded.

Counties.	William H. McMassfers of Cambridge, Townsends Recovery Plan.	Leverett Saltounstall of Newton, Republican.	George L. Thompson of Randolph, Prohibition.	All Others.	Blanks.	Total Ballots.
BARNSTABLE . . . . .	58	11790	35	—	256	15803
BERKSHIRE . . . . .	273	27689	125	—	1341	49755
BRISTOL . . . . .	706	69204	251	1	3222	140340
DUKES COUNTY . . . . .	18	1851	—	—	258	2753
ESSEX . . . . .	1260	116253	287	15	3799	219739
FRANKLIN . . . . .	159	13927	29	—	345	20710
HAMPDEN . . . . .	820	67939	191	12	2469	131659
HAMPSHIRE . . . . .	135	16116	54	—	499	28474
MIDDLESEX . . . . .	1440	232481	298	34	5360	414824
NANTUCKET . . . . .	8	1099	3	—	69	1502
NORFOLK . . . . .	400	95060	144	5	1591	144856
PLYMOUTH . . . . .	346	46383	88	—	1152	74592
SUFFOLK . . . . .	530	136344	224	37	5406	348926
WORCESTER . . . . .	1053	105329	310	7	4053	201756
Totals . . . . .	7206	941465	2046	111	29820	1795689

Lieutenant Governor.

County of Barnstable.

Cities and Towns.	Manuel Blank of Boston, Communist Party.	James Henry Bronson of Boston, Democratic.	Honore T. Cahill of Braintree, Republican.	Freeman W. Follett of Haverhill, Prohibition.	Joseph F. Massidda of Swampscott, Socialist.	George L. McGlynn of Springfield, Socialist-Labor Party.	All Others.	Blanks.	Total Ballots.
Barnstable . . . . .	10	720	2694	12	14	8	—	132	3590
Bourne . . . . .	10	308	886	15	4	—	—	69	1297
Brewster . . . . .	1	51	345	3	—	—	—	20	422
Chatham . . . . .	3	85	838	3	—	—	—	58	991
Dennis . . . . .	12	101	851	5	2	3	—	47	1033
Eastham . . . . .	—	20	276	3	—	—	—	12	311
Falmouth . . . . .	10	561	1496	15	9	8	—	116	2215
Harwich . . . . .	8	112	880	6	1	4	—	53	1067
Mashpee . . . . .	12	83	76	—	—	—	—	13	174
Orleans . . . . .	1	59	680	11	—	2	—	23	776
Provincetown . . . . .	15	635	619	7	6	6	—	191	1479
Sandwich . . . . .	3	238	436	3	4	4	—	39	727
Truro . . . . .	12	79	179	3	—	—	—	28	291
Wellfleet . . . . .	12	66	364	1	1	—	—	27	461
Yarmouth . . . . .	3	101	823	2	2	—	—	56	989
Totals . . . . .	72	3219	11443	91	46	47	1	884	15803



Lieutenant Governor — Continued.

County of Berkshire.

Cities and Towns.	Manuel Blank of Boston, Communist Party.	James Henry Brennan of Boston, Democratic.	Borace T. Cahill of Braintree, Republican.	Freeman W. Follett of Havenhill, Prohibition.	Joseph F. Massidda of Swamscott, Socialist.	George L. McClynn of Springfield, Socialist Labor Party.	All Others.	Blanks.	Total Ballots.
Adams . . . . .	30	2313	2038	39	51	44	-	226	4741
Alford . . . . .	-	22	59	-	-	-	-	7	88
Becket . . . . .	1	58	192	3	1	4	-	13	272
Cheshire . . . . .	2	275	336	3	3	-	-	42	661
Clarksburg . . . . .	3	165	315	8	10	1	-	35	537
Dalton . . . . .	9	684	1207	18	6	8	-	84	2916
Egremont . . . . .	-	41	223	1	-	-	-	15	280
Florida . . . . .	1	39	123	-	-	-	-	-	163
Great Barrington . . . . .	5	908	1459	17	18	14	-	112	2533
Hancock . . . . .	-	36	135	-	-	-	-	4	175
Hinsdale . . . . .	3	221	252	3	1	3	-	25	510
Lanesborough . . . . .	2	120	417	6	5	12	-	48	606
Lee . . . . .	6	736	827	15	6	8	-	172	1774
Lenox . . . . .	4	485	661	6	1	11	-	68	1236
Monterey . . . . .	-	22	111	1	3	-	-	4	141
Mount Washington . . . . .	-	13	20	-	-	-	-	1	34
New Ashford . . . . .	-	14	31	1	-	-	-	3	49
New Marlborough . . . . .	1	92	244	2	2	4	-	19	364
NORTH ADAMS . . . . .	25	3404	4218	61	43	46	-	435	8232
Otis . . . . .	3	41	113	1	-	1	-	10	169
Peru . . . . .	1	15	41	-	-	-	-	4	61
PITTSFIELD . . . . .	73	9059	10163	106	114	148	-	858	20521
Richmond . . . . .	3	51	183	1	-	2	-	8	248
Sandisfield . . . . .	2	79	62	-	-	2	-	-	145
Savoy . . . . .	1	37	71	3	2	1	-	7	125
Sheffield . . . . .	-	143	475	6	7	2	-	31	664
Stockbridge . . . . .	2	219	527	3	9	3	-	40	803
Tyringham . . . . .	1	27	71	-	-	1	-	2	102
Washington . . . . .	-	31	64	1	1	-	-	16	113
West Stockbridge . . . . .	3	180	264	4	2	3	-	20	476
Williamstown . . . . .	-	414	1281	9	7	2	-	67	1780
Windsor . . . . .	-	23	95	-	3	-	-	10	129
Totals . . . . .	181	19967	26279	318	295	322	-	2386	49748

County of Bristol.

Acushnet . . . . .	11	660	612	10	12	13	-	76	1394
ATTLEBORO . . . . .	30	2856	5517	44	49	33	-	247	8776
Berkley . . . . .	2	147	281	1	-	-	-	12	443
Dartmouth . . . . .	21	915	1851	23	15	23	-	122	2970
Dighton . . . . .	4	226	807	5	-	5	-	46	1093
Easton . . . . .	9	673	1889	6	3	5	-	49	2634
Fairhaven . . . . .	23	1444	2652	33	20	28	-	236	4436
FALL RIVER . . . . .	391	24687	14888	291	123	221	-	2627	43133
Freetown . . . . .	3	152	473	5	4	3	-	30	670
Man-field . . . . .	7	890	1840	17	11	8	-	96	2869
NEW BEDFORD . . . . .	385	20751	17758	265	360	369	-	1889	41768
North Attleborough . . . . .	9	1575	2639	33	16	9	-	300	4581
Norton . . . . .	4	330	819	4	4	5	-	39	1205
Raynham . . . . .	-	227	596	3	6	-	-	61	893
Rehoboth . . . . .	2	192	790	11	5	6	-	31	1037
Seekonk . . . . .	6	418	1123	10	3	4	-	53	1617
Somerset . . . . .	21	902	1235	16	6	7	-	190	2287
Swansea . . . . .	12	530	1165	10	1	7	-	52	1777
TAUNTON . . . . .	57	7224	6671	65	49	89	-	842	14997
Westport . . . . .	19	425	1141	14	5	11	-	145	1760
Totals . . . . .	1016	65224	64742	776	692	837	-	7053	140340

County of Dukes County.

Chilmark . . . . .	-	11	109	1	-	-	-	10	131
Edgartown . . . . .	2	112	454	7	1	3	-	72	651
Gay Head . . . . .	1	13	31	-	-	-	-	177	222
Gosnold . . . . .	-	16	38	-	-	-	-	1	55
Oak Bluffs . . . . .	11	147	476	9	2	3	-	126	774
Tisbury . . . . .	8	156	552	9	2	3	-	57	787
West Tisbury . . . . .	2	17	105	-	-	-	-	7	131
Totals . . . . .	24	472	1765	26	5	9	-	450	2751

County of Essex.

Amesbury . . . . .	23	1826	2547	39	37	7	-	221	4700
Andover . . . . .	11	1366	3852	25	19	15	-	136	5424
BEVERLY . . . . .	19	3100	8001	37	40	39	-	452	11688
Boxford . . . . .	1	27	318	3	-	-	-	4	353
Danvers . . . . .	12	1530	3415	32	23	11	-	172	5195
Essex . . . . .	4	150	610	3	2	2	-	36	807

## Lieutenant Governor — Continued.

## County of Essex — Concluded.

Cities and Towns.	Manuel Blank of Boston, Communist Party.	James Henry Brennan of Boston, Democratic.	Horace T. Cahill of Braintree, Republican.	Freeman W. Follett of Haverhill, Prohibition.	Joseph F. Massidda of Swampscott, Socialist.	George L. McGlynn of Springfield, Socialist Labor Party.	All Others.	Blanks.	Total Ballots.
Georgetown . . . . .	5	155	770	13	4	2	1	49	999
GLOUCESTER . . . . .	32	2759	5528	43	21	14		351	8748
Groveland . . . . .	12	325	720	13	4	1		40	1105
Hamilton . . . . .	3	233	840	9	5	4		32	1126
Haverhill . . . . .	124	8091	10225	469	95	98		801	19903
Ipswich . . . . .	24	658	1763	19	7	10		110	2591
LAWRENCE . . . . .	240	21251	11567	334	373	242		1838	35845
LYNN . . . . .	249	19775	20155	187	335	219	1	1488	42409
Lynnfield . . . . .	4	218	994	4	4	3		32	1259
Manchester . . . . .	1	261	1023	4	3			28	1320
Marblehead . . . . .	7	1010	4577	15	11	7		121	5748
Merrimac . . . . .	3	283	846	23	7	1		56	1219
Methuen . . . . .	77	3272	5800	85	67	58		422	9781
Middleton . . . . .	3	168	556	2		5		22	756
Nabant . . . . .	1	317	691	1	2	1		30	1048
Newbury . . . . .	2	86	662	5	7	2		24	783
NEWBURYPORT . . . . .	24	2137	3852	29	36	22		443	6543
North Andover . . . . .	9	1292	2390	27	23	8		116	3865
PEABODY . . . . .	96	4832	3364	39	175	39		578	9123
Rockport . . . . .	9	423	1323	13	20	13		105	1906
Rowley . . . . .	1	116	576	7	2			36	738
SALEM . . . . .	85	9598	8535	90	172	84		900	19464
Salisbury . . . . .	12	280	812	18	5	10		87	1224
Saugus . . . . .	24	1653	4602	30	39	38		220	6606
Swampscott . . . . .	8	1088	4225	24	54	12		95	5506
Topshfield . . . . .		58	495	2	1			15	571
Wenham . . . . .	3	37	613	1				15	669
West Newbury . . . . .	2	94	585	8	1	2		25	717
Totals . . . . .	1120	88469	116832	1653	1594	969	2	9100	219739

## County of Franklin.

Ashfield . . . . .		22	296		2			16	336
Bernardston . . . . .	5	39	342		1			32	419
Buckland . . . . .		102	500	7	2	3		25	639
Charlemont . . . . .		59	304	1		1		22	387
Colrain . . . . .		133	423	4	1	1		33	595
Conway . . . . .		64	293		2			14	373
Deerfield . . . . .	3	320	821	11	2	3		38	1198
Erving . . . . .	4	173	308		4	4		27	520
Gill . . . . .		41	310	3	3			11	368
Greenfield . . . . .	20	2273	4277	22	57	27		160	6836
Hawley . . . . .		9	70	1		1		1	82
Heath . . . . .	1	18	82					6	107
Leverett . . . . .		24	162	1		1		12	200
Leyden . . . . .		19	78	1				4	102
Monroe . . . . .		19	50	2	1	1		6	79
Montague . . . . .	13	1451	1404	16	23	27		105	3039
New Salem . . . . .	1	36	146		1			6	190
Northfield . . . . .		105	639	4	3			19	770
Orange . . . . .	6	392	1858	12	5	5		85	2363
Rowe . . . . .		26	75	2	1	1		9	114
Shelburne . . . . .	2	64	730	3	1	1		24	825
Shutesbury . . . . .		16	65		1	1		5	88
Sunderland . . . . .	1	96	252	2	3	1		12	367
Warwick . . . . .		22	160	2		3		4	191
Wendell . . . . .	1	56	57			1		13	128
Whately . . . . .	2	128	243	1	1	5		14	394
Totals . . . . .	59	5707	13945	95	114	87		703	20710

## County of Hampden

Agawam . . . . .	11	1035	1521	14	10	35		96	2722
Barnford . . . . .	1	23	165	5		1		4	199
Brimfield . . . . .	3	104	261	1	2	1		15	387
Chester . . . . .	3	129	334	4	13	2		25	510
CHICOPEE . . . . .	92	8228	6384	92	149	413		1128	16486
East Longmeadow . . . . .	3	357	953	4	9	12		35	1373
Granville . . . . .	1	39	220	5		2		11	278
Hampden . . . . .	3	94	333	2	2	7		21	462
Holland . . . . .	1	35	60					3	99
HOLYOKE . . . . .	112	12987	9296	141	176	257	1	1236	24206
Longmeadow . . . . .		295	2226	6	2	5		35	2569
Ludlow . . . . .	14	1246	1141	21	38	43		65	2568
Monson . . . . .	2	615	993	10	12	8		68	1708
Montgomery . . . . .		8	64	1	1			1	75
Palmer . . . . .	17	1628	1707	28	7	34		198	3619

Lieutenant Governor — Continued.

County of Hampden — Concluded.

Cities and Towns.	Manuel Blank of Boston, Communist Party.	James Henry Brennan of Boston, Democratic.	Horace T. Cahill of Braintree, Republican.	Freeman W. Follett of Haverhill, Prohibition.	Joseph F. Massidda of Swampscott, Socialist.	George L. McGlynn of Springfield, Socialist Labor Party.	All Others.	Blanks.	Total Ballots.
Russell . . . . .	1	160	328	5	2	3	—	19	517
Southwick . . . . .	2	105	371	3	2	2	—	17	502
SPRINGFIELD . . . . .	264	22912	31449	205	413	673	—	1810	57726
Tolland . . . . .	—	8	50	1	—	—	—	5	64
Wales . . . . .	2	53	124	—	—	3	—	3	185
West Springfield . . . . .	24	2661	3772	26	61	106	—	172	6822
WESTFIELD . . . . .	25	3088	3923	41	46	55	—	243	7421
Wilbraham . . . . .	5	440	648	4	11	20	—	33	1161
Totals . . . . .	585	56250	66323	619	956	1682	1	5243	131659

County of Hampshire.

Amherst . . . . .	9	569	2147	10	18	10	—	62	2825
Belchertown . . . . .	4	339	582	3	4	4	—	34	970
Chesterfield . . . . .	—	20	173	2	—	1	—	5	201
Cummington . . . . .	4	28	249	4	1	—	—	13	299
Easthampton . . . . .	18	1609	1874	24	92	41	—	198	3856
Goshen . . . . .	1	8	109	2	—	1	—	2	123
Granby . . . . .	—	105	295	2	2	3	—	9	416
Hadley . . . . .	4	323	359	1	5	5	—	23	720
Hatfield . . . . .	3	408	283	3	3	3	—	47	750
Huntington . . . . .	2	238	347	2	2	2	—	31	624
Middfield . . . . .	—	21	64	—	—	—	—	6	91
NORTHAMPTON . . . . .	46	4114	5068	14	83	27	—	346	9698
Pelham . . . . .	1	22	154	1	6	2	—	3	189
Plainfield . . . . .	—	5	109	—	—	1	—	6	121
South Hadley . . . . .	16	1130	1814	21	20	35	—	89	3125
Southampton . . . . .	2	98	272	2	4	2	—	14	394
Ware . . . . .	11	1479	1128	17	16	21	—	139	2811
Westhampton . . . . .	—	16	125	—	—	—	—	2	143
Williamsburg . . . . .	2	273	561	3	3	1	—	43	886
Worthington . . . . .	—	51	166	1	1	2	—	11	232
Totals . . . . .	123	10856	15879	112	260	161	—	1083	28474

County of Middlesex.

Acton . . . . .	1	203	1125	8	2	—	—	29	1368
Arlington . . . . .	31	6370	11237	29	45	34	—	276	18022
Ashby . . . . .	2	51	304	—	7	3	—	8	372
Ashland . . . . .	5	401	864	1	7	7	—	57	1342
Ayer . . . . .	5	476	740	6	3	1	—	45	1276
Bedford . . . . .	1	244	707	2	1	4	—	48	1007
Belmont . . . . .	67	3486	8800	20	19	15	—	176	12583
Billerica . . . . .	15	1186	1734	11	10	11	—	101	3068
Boxborough . . . . .	1	30	129	—	—	—	—	4	164
Burlington . . . . .	3	382	536	5	5	4	—	43	978
CAMBRIDGE . . . . .	299	25449	18216	153	253	182	—	1728	46280
Carlisle . . . . .	2	44	276	3	1	1	—	9	336
Chelmsford . . . . .	13	864	2359	9	11	14	—	109	3379
Concord . . . . .	5	980	2277	3	7	2	3	63	3340
Dracut . . . . .	20	917	1508	27	15	18	—	99	2604
Dunstable . . . . .	—	24	162	—	—	2	—	10	198
EVERETT . . . . .	130	8142	9237	53	114	66	—	726	18468
Framingham . . . . .	15	4070	5228	21	33	21	—	307	9695
Groton . . . . .	2	348	920	4	—	1	—	65	1340
Holliston . . . . .	4	362	1083	6	2	1	—	33	1491
Hopkinton . . . . .	2	489	727	5	3	4	—	34	1264
Hudson . . . . .	21	1539	1683	9	12	13	—	92	3369
Lexington . . . . .	11	1205	3759	18	14	9	—	88	5104
Lincoln . . . . .	6	158	671	3	—	1	—	10	849
Littleton . . . . .	2	100	626	1	1	1	—	15	746
LOWELL . . . . .	140	21984	17264	171	131	192	—	1453	41335
MALDEN . . . . .	145	9172	12685	62	96	58	—	739	22597
MARLBOROUGH . . . . .	27	3710	3436	28	27	12	—	346	7586
Maynard . . . . .	15	1427	1329	16	43	24	—	91	2945
MEDFORD . . . . .	72	11223	14522	44	109	46	—	949	26965
MELROSE . . . . .	24	1989	10314	29	20	14	—	175	12565
Natick . . . . .	13	2847	3773	27	15	6	—	190	6871
NEWTON . . . . .	57	8546	23985	45	84	31	—	536	33284
North Reading . . . . .	6	356	788	4	1	4	—	44	1203
Pepperell . . . . .	4	419	905	8	1	1	—	62	1400
Reading . . . . .	11	940	4116	8	8	5	—	76	5164
Sherborn . . . . .	1	84	376	—	3	—	—	10	474
Shirley . . . . .	4	364	445	9	9	8	—	27	866
SOMERVILLE . . . . .	139	20901	18553	121	235	102	—	1318	41369
Stoneham . . . . .	10	1439	3218	14	12	2	1	108	4804
Stow . . . . .	1	54	449	—	1	—	—	15	520

## Lieutenant Governor — Continued.

## County of Middlesex — Concluded.

Cities and Towns.	Manuel Blank of Boston, Communist Party.	James Henry Breannan of Boston, Democratic.	Horace T. Cahill of Braintree, Republican.	Freeman W. Follett of Haverhill, Prohibition.	Joseph F. Massidda of Swampscott, Socialist.	George L. McGlynn of Springfield, Socialist Labor Party.	All Others.	Blanks.	Total Ballots.
Sudbury . . . . .	2	107	691	6	1	—	—	8	815
Tewksbury . . . . .	9	460	780	7	11	—	—	36	1308
Townsend . . . . .	2	149	749	7	5	—	—	30	945
Tyngsborough . . . . .	4	193	424	7	1	—	—	38	662
Wakefield . . . . .	45	2663	4456	20	33	11	—	235	7463
WALTHAM . . . . .	47	7383	9179	38	39	44	—	525	17255
Watertown . . . . .	67	6566	8225	50	53	39	—	325	15323
Wayland . . . . .	7	439	1113	3	3	6	—	28	1599
Westford . . . . .	7	553	779	3	6	7	—	51	1406
Weston . . . . .	10	312	1587	2	8	1	—	14	1934
Wilington . . . . .	6	557	1072	6	9	7	—	56	1713
Winchester . . . . .	11	1703	4826	7	6	4	—	121	6678
WOBURN . . . . .	15	4764	3640	25	37	14	—	277	8772
Totals . . . . .	1564	168824	228587	1164	1572	1063	4	12046	413824

## County of Nantucket.

Nantucket . . . . .	11	262	981	19	4	4	—	221	1502
---------------------	----	-----	-----	----	---	---	---	-----	------

## County of Norfolk.

Avon . . . . .	1	369	666	6	3	3	—	36	1084
Bellingham . . . . .	1	705	526	7	3	2	—	23	1267
Braintree . . . . .	12	1666	6390	16	18	11	—	100	8213
Brookline . . . . .	134	6318	16379	73	53	24	—	438	23419
Canton . . . . .	2	1310	1520	6	13	6	—	77	2934
Cohasset . . . . .	5	486	1160	5	4	2	—	54	1716
Dedham . . . . .	21	2455	4435	15	23	22	—	183	7154
Dover . . . . .	—	123	569	—	7	—	—	12	704
Foxborough . . . . .	4	660	1535	6	7	4	—	52	2268
Franklin . . . . .	5	1441	1537	14	8	9	—	111	3125
Holbrook . . . . .	4	379	1211	3	7	5	—	59	1668
Medfield . . . . .	3	360	766	—	2	—	—	25	1156
Medway . . . . .	9	606	826	5	6	2	—	45	1493
Millis . . . . .	6	378	617	—	3	—	—	28	1032
Milton . . . . .	26	2838	6799	18	22	12	—	137	9852
Needham . . . . .	14	920	4909	18	18	7	—	98	5981
Norfolk . . . . .	8	192	456	1	1	1	—	18	677
Norwood . . . . .	51	3276	3067	19	27	11	—	171	6622
Plainville . . . . .	—	100	607	8	5	5	—	25	750
QUINCY . . . . .	127	10467	20499	108	188	120	—	924	32433
Randolph . . . . .	9	1404	1940	12	9	5	—	80	3459
Sharon . . . . .	9	439	1340	5	5	6	—	36	1840
Stoughton . . . . .	19	1516	2003	7	15	3	—	75	3638
Walpole . . . . .	9	1181	1908	9	13	5	—	93	3218
Wellesley . . . . .	13	1164	5368	8	12	2	—	106	6673
Westwood . . . . .	2	271	1237	8	4	1	—	13	1536
Weymouth . . . . .	12	3055	6388	31	32	23	—	207	9748
Wrentham . . . . .	2	296	868	1	3	2	—	21	1193
Totals . . . . .	508	44309	95526	409	504	293	—	3247	144856

## County of Plymouth.

Abington . . . . .	7	901	1759	4	12	5	—	87	2766
Bridgewater . . . . .	20	955	1643	3	8	2	—	74	2705
BROCKTON . . . . .	185	12044	15529	106	152	98	—	969	29083
Carver . . . . .	2	54	341	4	4	1	—	12	418
Duxbury . . . . .	2	126	953	3	1	3	—	21	1109
East Bridgewater . . . . .	7	419	1143	2	11	2	—	52	1636
Halifax . . . . .	1	74	303	4	2	1	—	9	394
Hanover . . . . .	2	175	983	3	4	1	—	33	1201
Hanson . . . . .	1	230	738	5	3	1	—	34	1012
Hingham . . . . .	9	883	2585	9	14	7	—	75	3582
Hull . . . . .	1	537	733	4	4	1	—	60	1336
Kingston . . . . .	3	325	803	1	5	—	—	50	1187
Lakeville . . . . .	2	96	544	1	4	—	—	20	667
Marion . . . . .	2	174	543	6	—	2	—	39	816
Marshfield . . . . .	2	157	1062	6	5	1	—	28	1261
Mattapoisett . . . . .	—	139	599	4	3	2	—	18	675
Middleborough . . . . .	8	921	2641	16	7	6	—	132	3731
Norwell . . . . .	1	113	742	1	5	1	—	20	883
Pembroke . . . . .	2	111	590	2	1	2	—	15	723
Plymouth . . . . .	22	1710	3065	16	16	20	—	239	5088
Plympton . . . . .	1	48	190	3	—	—	—	4	246
Rochester . . . . .	—	63	325	2	—	—	—	9	400
Rockland . . . . .	11	1820	2060	20	17	18	—	130	4076
Scituate . . . . .	7	507	1578	9	4	5	—	75	2185

Lieutenant Governor — Continued.

County of Plymouth — Concluded.

Cities and Towns.	Manuel Blank of Boston, Communist Party.	James Henry Brennan of Boston, Democratic.	Horace T. Cahill of Braintree, Republican.	Freeman W. Follett of Haverhill, Prohibition.	Joseph F. Massisida of Swampscott, Socialist.	George L. McGlynn of Springfield, Socialist Labor Party.	All Others.	Blanks.	Total Ballots.
Wareham . . . . .	7	598	1521	24	5	4	—	106	2265
West Bridgewater . . . . .	5	266	953	9	3	5	—	32	1273
Whitman . . . . .	10	1195	2532	9	17	5	—	106	3874
Totals . . . . .	320	24641	46409	276	303	194	—	2449	74592

County of Suffolk.

BOSTON . . . . .	2075	180153	113797	835	1542	1043	1	12376	311822
CHELSEA . . . . .	219	8038	4266	86	131	92	—	1080	13912
REVERE . . . . .	127	8183	5394	65	134	68	—	902	14873
Winthrop . . . . .	45	2805	5216	17	24	12	—	200	8319
Totals . . . . .	2466	199179	128673	1003	1831	1215	1	14558	348926

County of Worcester.

Ashburnham . . . . .	7	288	543	2	7	5	—	61	913
Athol . . . . .	23	1131	3021	21	14	13	—	130	4353
Auburn . . . . .	6	761	1708	26	7	24	—	92	2624
Barre . . . . .	4	453	753	7	1	1	—	109	1328
Berlin . . . . .	—	60	400	3	2	2	—	7	474
Blackstone . . . . .	6	1442	403	5	4	5	—	62	1927
Bolton . . . . .	—	30	292	2	—	—	—	6	330
Boylston . . . . .	2	93	415	3	2	1	—	7	523
Brookfield . . . . .	2	165	388	6	—	1	—	14	576
Charlton . . . . .	3	242	558	7	—	2	—	28	840
Clinton . . . . .	28	3133	2590	30	25	28	—	187	6021
Douglas . . . . .	4	295	648	3	3	—	—	16	969
Dudley . . . . .	14	837	694	7	7	18	—	78	1655
East Brookfield . . . . .	3	144	203	1	3	2	—	8	364
FITCHBURG . . . . .	65	8118	7747	79	141	83	—	561	16794
GARDNER . . . . .	57	3008	3634	30	85	31	—	491	7336
Grafton . . . . .	8	1222	1396	8	4	10	—	137	2785
Hardwick . . . . .	4	390	407	6	7	4	—	30	848
Harvard . . . . .	1	86	417	2	1	1	—	12	520
Holden . . . . .	6	425	1286	13	8	3	—	41	1782
Hopdale . . . . .	1	232	1246	3	—	—	—	15	1497
Hubbardston . . . . .	5	67	244	2	5	1	—	16	340
Lancaster . . . . .	3	210	849	5	2	2	—	49	1120
Leicester . . . . .	8	938	922	10	4	9	—	51	1942
LEOMINSTER . . . . .	16	3723	4422	36	48	16	—	310	8571
Lunenburg . . . . .	4	236	628	10	6	4	—	25	913
Mendon . . . . .	1	141	393	3	—	1	—	25	564
Milford . . . . .	24	3107	2578	16	82	16	—	349	6172
Millbury . . . . .	10	1377	1390	15	7	16	—	99	2914
Millville . . . . .	4	524	271	2	1	4	—	30	836
New Braintree . . . . .	—	38	84	1	2	—	—	7	132
North Brookfield . . . . .	4	451	619	7	2	5	—	45	1133
Northborough . . . . .	—	259	771	6	1	8	—	34	1079
Northbridge . . . . .	11	1954	2250	15	11	10	—	121	4372
Oakham . . . . .	—	37	137	—	1	—	—	5	180
Oxford . . . . .	11	708	870	13	3	13	—	76	1694
Paxton . . . . .	—	65	262	3	1	—	—	12	343
Petersham . . . . .	—	40	323	2	—	1	—	11	377
Phillipston . . . . .	—	45	110	—	1	—	—	10	166
Princeton . . . . .	1	47	265	1	4	3	—	5	326
Royalston . . . . .	1	75	203	—	2	—	—	9	290
Rutland . . . . .	2	219	430	1	7	—	—	25	684
Shrewsbury . . . . .	13	858	1983	11	11	11	—	92	2979
Southborough . . . . .	2	260	657	4	3	3	—	24	953
Southbridge . . . . .	24	3392	2089	45	24	44	—	316	5934
Spencer . . . . .	13	1179	1451	26	8	12	—	206	2895
Sterling . . . . .	6	136	614	7	2	3	—	23	791
Sturbridge . . . . .	4	223	372	3	1	1	—	31	635
Sutton . . . . .	1	407	604	5	2	3	—	42	1064
Templeton . . . . .	7	501	899	7	9	7	—	58	1488
Upton . . . . .	1	233	757	5	6	—	—	40	1042
Uxbridge . . . . .	11	1504	1122	18	5	11	—	98	2769
Warren . . . . .	6	578	723	11	8	6	—	76	1408
Webster . . . . .	30	2822	2213	45	28	70	—	249	5457
West Boylston . . . . .	3	152	701	7	3	3	—	27	896
West Brookfield . . . . .	1	126	425	5	2	2	—	31	592
Westborough . . . . .	4	647	1628	9	2	2	—	46	2338
Westminster . . . . .	2	151	393	1	14	2	—	19	582
Winchendon . . . . .	28	827	1293	14	8	11	—	91	2275
WORCESTER . . . . .	391	35332	39706	331	433	277	1	2581	79051
Totals . . . . .	896	86144	104402	966	1080	811	1	7456	201756

Lieutenant Governor — Concluded.

Aggregate of Votes.

Counties.	Manuel Blank of Boston, Communist Party.	James Henry Brennan of Boston, Democratic.	Horace T. Cahill of Braintree, Republican.	Freeman W. Follett of Haverhill, Prohibition.	Joseph F. Massidda of Swampscott, Socialist.	George L. McGlynn of Springfield, Socialist Labor Party.	All Others.	Blanks.	Total Ballots.
BARNSTABLE . . . . .	72	3219	11443	91	46	47	1	884	15803
BERKSHIRE . . . . .	181	19967	26279	318	295	322		2386	49748
BRISTOL . . . . .	1016	65224	64742	776	692	837		7053	140340
DUKES COUNTY . . . . .	24	472	1765	26	5	9		450	2751
ESSEX . . . . .	1120	88469	116832	1653	1594	969	2	9100	219739
FRANKLIN . . . . .	59	5707	13945	95	114	87		703	20710
HAMPDEN . . . . .	585	56250	66323	619	956	1682	1	5243	131659
HAMPSHIRE . . . . .	123	10856	15879	112	260	161		1083	28474
MIDDLESEX . . . . .	1564	168824	228587	1164	1572	1063	4	12046	414824
NANTUCKET . . . . .	11	262	981	19	4	4		221	1502
NORFOLK . . . . .	508	44369	95526	409	504	293		3247	144856
PLYMOUTH . . . . .	320	24641	46409	276	303	194		2449	74592
SUFFOLK . . . . .	2466	199179	128673	1003	1831	1215	1	14558	348926
WORCESTER . . . . .	896	86144	104402	966	1080	811	1	7456	201756
Totals . . . . .	8945	773583	921786	7527	9256	7694	10	66879	1795680

Secretary.

County of Barnstable.

Cities and Towns.	Frederic W. Cook of Somerville, Republican.	Hugo De Gregory of Springfield, Communist Party.	Katherine A. Foley of Lawrence, Democratic.	Eileen O'Connor of Lane of Newton, Socialist.	Malcolm T. Rowe of Lynn, Socialist Labor Party.	All Others.	Blanks.	Total Ballots.
Barnstable . . . . .	2835	8	585	12	10		140	3590
Bourne . . . . .	961	5	246	11	5		69	1297
Brewster . . . . .	355		49		1		17	422
Chatham . . . . .	859	4	71	1	1		55	991
Dennis . . . . .	864		96	1	3		49	1013
Eastham . . . . .	289		10				12	311
Falmouth . . . . .	1585	8	477	10	7		128	2215
Harwich . . . . .	917	2	97	1	2		48	1067
Mashpee . . . . .	94	1	69	1			9	174
Orleans . . . . .	700	1	54				21	776
Provincetown . . . . .	707	4	559	10	8		191	1479
Sandwich . . . . .	484	2	191	6	4		40	727
Truro . . . . .	196		65				30	291
Wellfleet . . . . .	379	1	48				33	461
Yarmouth . . . . .	858	2	80				49	989
Totals . . . . .	12083	38	2697	53	41		891	15803

County of Berkshire.

Adams . . . . .	2140	49	2206	48	38		260	4741
Alford . . . . .	68		17				3	88
Becket . . . . .	203	1	48	3			17	272
Cheshire . . . . .	350	6	251	2	5		47	661
Clarksburg . . . . .	349	12	118	10			48	537
Dalton . . . . .	1217	5	688	6	10		90	2016
Egremont . . . . .	227	1	38				14	280
Florida . . . . .	126	1	30					159
Great Barrington . . . . .	1480	22	866	10	11		144	2533
Hancock . . . . .	134		34				7	175
Hinsdale . . . . .	261	4	222		2		21	510
Lanesborough . . . . .	424	8	115	7	5		47	606
Lee . . . . .	852	11	722	9	17		163	177
Lenox . . . . .	659	2	495	2	8		70	1234
Monterey . . . . .	109	1	21	4			6	141
Mount Washington . . . . .	22		11				1	34
New Ashford . . . . .	34		11				4	49
New Marlborough . . . . .	261	1	82	2			18	364
NORTH ADAMS . . . . .	4356	37	3240	46	30		523	8232
Otis . . . . .	124		36	1	1		7	169
Peru . . . . .	43		16				2	61
PITTSFIELD . . . . .	10657	129	8537	136	116	3	943	20521
Richmond . . . . .	190		46		1		11	248
Sandisfield . . . . .	65	2	76				4	147
Savoy . . . . .	81	1	36		1		6	125
Sheffield . . . . .	497	1	125	6	1		34	664
Stockbridge . . . . .	544	2	203	12	1		41	803
Tyringham . . . . .	83		18		1		1	103

Secretary — Continued.

County of Berkshire — Concluded.

Cities and Towns.	Frederic W. Cook of Somerville, Re-publican.	Hugo De Gregory of Springfield, Communist Party.	Katherine A. Foley of Lawrence, Democratic.	Eileen O'Connor Lane of Newton, Socialist.	Malcolm T. Rowe of Lynn, Socialist Labor Party.	All Others.	Blanks.	Total Ballots.
Washington . . . . .	72	1	28	—	—	—	12	113
West Stockbridge . . . . .	271	2	173	4	1	—	25	476
Williamstown . . . . .	1287	1	402	10	7	—	73	1780
Windsor . . . . .	97	—	21	1	1	—	9	129
Totals . . . . .	27283	300	18932	319	259	3	2651	49747

County of Bristol.

Acushnet . . . . .	667	9	614	16	12	—	76	1394
ATTLEBORO . . . . .	5930	29	2412	70	29	—	306	8776
Berkley . . . . .	289	2	127	—	1	—	24	443
Dartmouth . . . . .	1896	16	889	20	19	—	130	2970
Dighton . . . . .	854	2	186	2	1	—	48	1093
Easton . . . . .	1950	9	608	8	4	—	55	2634
Fairhaven . . . . .	2834	19	1308	29	20	—	226	4436
FALL RIVER . . . . .	16909	270	22306	194	182	—	3272	43133
Freetown . . . . .	493	2	134	5	4	—	32	670
Mansfield . . . . .	1973	8	766	10	9	—	103	2869
New Bedford . . . . .	19651	316	18814	442	304	—	2241	41768
North Attleborough . . . . .	2884	12	1263	21	12	—	389	4581
Norton . . . . .	863	5	285	4	8	—	40	1205
Raynham . . . . .	625	—	196	8	1	—	63	893
Rehoboth . . . . .	821	3	173	5	7	—	28	1037
Seekonk . . . . .	1173	7	372	4	3	—	58	1617
Somerset . . . . .	1322	13	810	13	8	—	121	2287
Swansea . . . . .	1207	23	436	35	12	—	64	1777
TAUNTON . . . . .	7189	69	6567	84	56	—	1032	14997
Westport . . . . .	1226	15	339	9	15	—	156	1760
Totals . . . . .	70756	829	58605	979	707	—	8464	140340

County of Dukes County.

Chilmark . . . . .	117	—	7	—	—	—	7	131
Edgartown . . . . .	491	4	83	1	2	—	72	653
Gay Head . . . . .	47	1	9	—	—	—	165	222
Gosnold . . . . .	41	—	13	—	—	—	1	55
Oak Bluffs . . . . .	516	5	122	5	2	—	124	774
Tisbury . . . . .	612	5	102	3	3	—	62	787
West Tisbury . . . . .	116	1	9	—	1	—	4	131
Totals . . . . .	1940	16	345	9	8	—	435	2753

County of Essex.

Amesbury . . . . .	2609	23	1766	42	9	—	251	4700
Andover . . . . .	3690	13	1556	22	12	—	131	5424
BEVERLY . . . . .	8235	37	2761	34	74	—	547	11688
Boxford . . . . .	323	2	23	1	—	—	4	353
Danvers . . . . .	3524	14	1435	18	8	—	196	5195
Essex . . . . .	632	1	130	2	1	—	41	807
Georgetown . . . . .	801	3	141	5	5	—	44	999
GLOUCESTER . . . . .	5731	32	2446	38	24	—	477	8748
Groveland . . . . .	740	5	317	3	2	—	38	1105
Hamilton . . . . .	869	4	206	5	—	—	42	1126
Haverhill . . . . .	10377	154	8267	132	102	—	871	19903
Ipswich . . . . .	1770	18	647	11	13	—	132	2591
LAWRENCE . . . . .	9719	268	23889	425	156	—	1388	35845
LYNN . . . . .	20500	310	19058	268	607	1	1665	42409
Lynnfield . . . . .	1011	2	195	2	8	—	41	1259
Manchester . . . . .	1042	—	238	6	1	—	33	1320
Marblehead . . . . .	4661	6	892	10	14	—	165	5748
Merrimac . . . . .	899	3	260	6	3	—	48	1219
Methuen . . . . .	5320	57	4014	58	38	—	294	9781
Middleton . . . . .	571	5	154	2	1	—	23	756
Nahant . . . . .	691	3	299	5	7	—	43	1048
Newbury . . . . .	675	2	76	1	2	—	27	783
NEWBURYPORT . . . . .	3832	24	2081	37	28	—	541	6543
North Andover . . . . .	2237	11	1529	20	5	—	63	3865
PEABODY . . . . .	3651	101	4546	73	81	—	671	9123
Rockport . . . . .	1395	14	332	18	14	—	133	1906
Rowley . . . . .	596	1	99	4	3	—	35	738
SALEM . . . . .	9331	101	8658	96	169	—	1110	19465
Salisbury . . . . .	796	4	317	3	1	—	103	1224
Saugus . . . . .	4769	25	1463	37	64	—	248	6606
Swampscott . . . . .	4283	12	1058	9	32	—	112	5506
Topsfield . . . . .	499	—	43	4	—	—	25	571
Wenham . . . . .	614	3	34	1	—	—	17	669
West Newbury . . . . .	591	2	91	3	3	—	24	717
Totals . . . . .	116984	1290	89021	1401	1487	1	9583	219740

## Secretary — Continued.

## County of Franklin.

Cities and Towns.	Frederic W. Cook of Somerville, Republican.	Hugo De Gregory of Springfield, Communist Party.	Katherine A. Foley of Lawrence, Democratic.	Eileen O'Connor Lane of Newton, Socialist.	Malcolm T. Rowe of Lynn, Socialist Labor Party.	All Others.	Blanks.	Total Ballots.
Ashfield . . . . .	308	-	11	2	1	-	14	336
Bernardston . . . . .	348	-	33	1	1	-	34	419
Buckland . . . . .	512	-	91	-	1	-	30	639
Charlemont . . . . .	309	-	50	-	-	-	26	387
Colrain . . . . .	447	-	119	-	-	-	27	595
Conway . . . . .	299	1	55	3	-	-	15	373
Deerfield . . . . .	841	7	299	3	1	-	47	1198
Erving . . . . .	332	1	147	6	4	-	30	520
Gill . . . . .	316	-	38	5	-	-	8	368
Greenfield . . . . .	4516	21	2041	45	20	-	193	6836
Hawley . . . . .	70	-	10	-	1	-	1	82
Heath . . . . .	81	-	19	-	-	-	7	107
Leverett . . . . .	167	-	19	1	-	-	13	200
Leyden . . . . .	82	2	16	-	-	-	2	102
Monroe . . . . .	54	-	19	-	-	-	6	79
Montague . . . . .	1471	23	1373	24	14	-	134	3039
New Salem . . . . .	151	-	29	-	-	-	10	190
Northfield . . . . .	656	-	93	2	1	-	18	770
Orange . . . . .	1909	5	344	7	6	-	92	2363
Rowe . . . . .	82	2	20	2	1	-	7	114
Shelburne . . . . .	744	1	55	1	-	-	24	825
Shutesbury . . . . .	66	-	18	-	1	-	3	88
Sunderland . . . . .	267	-	81	2	2	-	15	367
Warwick . . . . .	168	-	15	-	1	-	7	191
Wendell . . . . .	59	-	51	1	-	-	17	128
Whately . . . . .	247	1	120	1	3	-	22	394
Totals . . . . .	14502	69	5166	113	58	-	802	20710

## County of Hampden.

Agawam . . . . .	1647	23	906	13	18	-	115	2722
Blandford . . . . .	179	1	16	1	-	-	2	199
Brimfield . . . . .	282	-	93	3	1	-	8	387
Chester . . . . .	355	4	114	11	-	-	26	510
CHICOPEE . . . . .	7086	274	7451	194	153	3	1325	16486
East Longmeadow . . . . .	1003	8	305	9	9	-	39	1378
Granville . . . . .	230	2	30	1	1	-	14	278
Hampden . . . . .	344	2	84	6	7	-	19	462
Holland . . . . .	63	1	31	2	-	-	2	99
HOLYOKE . . . . .	9962	240	12133	252	148	-	1471	24206
Longmeadow . . . . .	2269	3	250	2	2	-	43	2569
Ludlow . . . . .	1229	35	1179	33	18	-	74	2568
Monson . . . . .	1038	6	556	11	5	-	92	1708
Montgomery . . . . .	68	1	4	1	-	-	1	75
Palmer . . . . .	1861	35	1444	19	19	-	241	3619
Russell . . . . .	366	2	129	2	1	-	17	517
Southwick . . . . .	389	1	96	3	-	-	13	502
SPRINGFIELD . . . . .	33348	650	20774	484	320	-	2150	57726
Tolland . . . . .	50	-	10	-	-	-	4	64
Wales . . . . .	130	1	46	-	-	-	8	185
West Springfield . . . . .	4070	84	2369	64	48	-	187	6822
WESTFIELD . . . . .	4183	59	2833	51	37	-	258	7421
Wilbraham . . . . .	699	13	381	11	12	-	45	1161
Totals . . . . .	70851	1445	51234	1173	799	3	6154	131659

## County of Hampshire.

Amherst . . . . .	2164	36	545	15	6	-	59	2825
Belchertown . . . . .	624	4	302	6	2	-	32	970
Chesterfield . . . . .	182	2	16	-	-	-	1	201
Cummington . . . . .	256	4	21	1	-	-	17	299
Easthampton . . . . .	1953	33	1478	125	21	-	246	3856
Goshen . . . . .	112	-	7	-	-	-	4	123
Granby . . . . .	298	1	102	3	1	-	11	416
Hadley . . . . .	381	9	294	2	3	-	31	720
Hatfield . . . . .	281	6	393	4	1	-	65	750
Huntington . . . . .	383	2	210	1	1	-	27	624
Middlefield . . . . .	71	-	16	-	-	-	4	91
NORTHAMPTON . . . . .	5261	50	3852	98	16	-	421	9698
Pelham . . . . .	156	-	20	5	1	-	7	189
Plainfield . . . . .	110	-	5	-	-	-	6	121
South Hadley . . . . .	1876	23	1070	31	12	-	113	3125
Southampton . . . . .	275	3	92	3	-	-	16	394
Ware . . . . .	1163	22	1426	13	17	-	170	2811
Westhampton . . . . .	125	-	15	-	-	-	3	143
Williamsburg . . . . .	517	4	254	4	1	-	46	886
Worthington . . . . .	171	-	43	2	-	-	16	232
Totals . . . . .	16424	199	10161	313	82	-	1295	28474



Secretary — Continued.

County of Middlesex.

Titles and Towns.	Frederic W. Cook of Somerville, Republican.	Hugo De Gregory of Springfield, Communist Party.	Katherine A. Foley of Lawrence, Democratic.	Eileen O'Connor Lane of Newton, Socialist.	Malcolm T. Rowe of Lynn, Socialist Labor Party.	All Others.	Blanks.	Total Ballots.
Acton . . . . .	1141	-	194	7	1	-	25	1368
Arlington . . . . .	11813	52	5748	48	31	-	330	18022
Ashby . . . . .	304	-	45	9	1	-	11	372
Ashland . . . . .	885	-	366	4	5	-	75	1342
Ayer . . . . .	767	1	456	2	1	-	49	1276
Bedford . . . . .	737	3	205	3	5	-	54	1067
Belmont . . . . .	8978	22	3349	37	12	-	185	12583
Billerica . . . . .	1888	13	1038	13	14	-	102	3068
Boxborough . . . . .	131	-	30	-	-	-	3	164
Burlington . . . . .	562	5	346	4	2	1	58	978
CAMBRIDGE . . . . .	20115	327	23269	299	173	-	2097	46280
Carlisle . . . . .	289	-	35	-	-	-	12	336
Chelmsford . . . . .	2433	8	794	15	9	-	120	3379
Concord . . . . .	2343	6	905	7	3	-	76	3340
Dracut . . . . .	1602	18	824	23	16	-	121	2604
Dunstable . . . . .	160	-	22	1	-	-	15	198
EVERETT . . . . .	9682	149	7565	107	94	-	871	18468
Framingham . . . . .	5413	25	3823	25	26	-	383	9695
Groton . . . . .	950	3	300	1	3	-	83	1340
Holliston . . . . .	1105	3	337	4	2	-	40	1491
Hopkinton . . . . .	755	-	466	5	2	-	36	1264
Hudson . . . . .	1745	18	1461	11	16	-	118	3369
Lexington . . . . .	3878	11	1081	16	13	-	105	5104
Lincoln . . . . .	675	1	156	2	2	-	13	849
Littleton . . . . .	636	3	89	1	-	-	17	746
LOWELL . . . . .	18346	194	20732	194	168	-	1701	41325
MALDEN . . . . .	13231	173	8362	128	89	-	974	22957
MARLBOROUGH . . . . .	3703	44	3382	37	31	-	389	7586
Maynard . . . . .	1416	19	1322	50	13	-	125	2945
MEDFORD . . . . .	15710	89	9934	91	61	-	1080	26965
MELROSE . . . . .	10538	29	1753	19	12	-	274	12565
Natick . . . . .	3954	18	2585	15	25	-	214	6871
NEWTON . . . . .	24241	103	7961	220	48	-	711	33284
North Reading . . . . .	813	2	323	4	1	-	60	1203
Pepperell . . . . .	945	7	379	1	1	-	67	1400
Reading . . . . .	4203	11	854	11	6	-	79	5164
Sherborn . . . . .	385	-	74	2	-	-	13	474
Shirley . . . . .	465	3	359	9	2	-	28	866
SOMERVILLE . . . . .	22273	162	17258	152	108	-	1416	41369
Stoneham . . . . .	3323	7	1342	12	5	-	115	4804
Stow . . . . .	456	1	50	2	1	-	10	520
Sudbury . . . . .	702	4	89	1	-	-	19	815
Tewksbury . . . . .	802	9	439	11	3	-	44	1308
Townsend . . . . .	771	2	134	9	2	-	27	945
Tyngsborough . . . . .	466	1	158	4	6	-	27	662
Wakefield . . . . .	4770	46	2275	30	22	-	320	7463
WALTHAM . . . . .	9504	41	6872	98	62	-	678	17255
Watertown . . . . .	8585	94	6103	108	46	-	387	15323
Wayland . . . . .	1133	5	403	8	5	-	45	1599
Westford . . . . .	819	2	506	5	5	-	69	1406
Weston . . . . .	1631	18	258	2	4	-	21	1934
Wilmington . . . . .	1169	3	486	6	7	-	42	1713
Winchester . . . . .	4892	12	1618	8	8	-	140	6678
WINTURN . . . . .	3885	37	4454	22	24	-	350	8772
Totals . . . . .	242118	1813	153369	1903	1196	1	14424	414824

County of Nantucket.

Nantucket . . . . .	1019	4	219	4	1	-	255	1502
---------------------	------	---	-----	---	---	---	-----	------

County of Norfolk.

Avon . . . . .	683	4	336	3	8	-	50	1084
Bellingham . . . . .	533	4	686	7	2	-	35	1267
Braintree . . . . .	5997	92	1809	32	29	-	254	8213
Brookline . . . . .	16666	127	5760	121	38	-	707	23419
Canton . . . . .	1517	8	1298	10	-	-	101	2934
Colhasset . . . . .	1180	2	460	5	5	-	64	1716
Dedham . . . . .	4506	17	2339	31	17	-	244	7154
Dover . . . . .	566	-	120	1	-	-	17	704
Foxborough . . . . .	1655	3	551	10	2	-	47	2268
Franklin . . . . .	1603	12	1350	10	9	-	141	3125
Hollbrook . . . . .	1241	2	345	2	5	-	73	1668
Medfield . . . . .	785	5	334	-	3	-	29	1156
Medway . . . . .	818	9	392	6	5	-	63	1493
Millis . . . . .	623	-	360	4	1	-	44	1032
Milton . . . . .	6889	25	2709	19	11	-	199	9852

## Secretary — Continued.

## County of Norfolk — Concluded.

Cities and Towns.	Frederic W. Cook of Somerville, Re- publican.	Hugo De Gregory of Springfield, C. o. m. u. n. i. s. t. Party.	Katherine A. Foley of Lawrence, Democratic.	Eileen O'Connor Lane of Newton, Socialist.	Malcolm T. Rowe of Lynn, Socialist Labor Party.	All Others.	Blanks.	Total Ballots.
Needham . . . . .	4951	9	870	22	6	-	126	5984
Norfolk . . . . .	474	8	174	1	1	-	19	677
Norwood . . . . .	3255	61	3065	22	14	-	205	6622
Plainville . . . . .	616	2	81	6	6	-	39	750
Quincy . . . . .	21057	177	9707	180	129	-	1183	32433
Randolph . . . . .	1990	10	1323	11	12	-	113	3459
Sharon . . . . .	1374	7	398	7	12	-	48	1840
Stoughton . . . . .	2073	15	1416	19	6	-	103	3638
Walpole . . . . .	1994	10	1089	18	6	-	101	3218
Wellesley . . . . .	5456	11	1067	23	6	-	110	6673
Westwood . . . . .	1235	1	268	12	2	-	18	1536
Weymouth . . . . .	6484	15	2895	41	32	-	281	9748
Wrentham . . . . .	916	-	246	6	2	-	23	1193
Totals . . . . .	97137	636	41648	629	369	-	4437	144856

## County of Plymouth.

Abington . . . . .	1817	6	830	7	4	-	102	2766
Bridgewater . . . . .	1701	18	887	8	6	-	85	2705
Brockton . . . . .	16347	232	11034	184	155	-	1131	29083
Carver . . . . .	355	1	49	2	1	-	10	418
Duxbury . . . . .	961	1	109	2	3	-	33	1109
East Bridgewater . . . . .	1170	4	374	12	9	-	67	1636
Halifax . . . . .	306	1	68	5	1	-	13	394
Hanover . . . . .	1001	1	153	4	2	-	40	1201
Hanson . . . . .	776	2	190	3	4	-	37	1012
Hingham . . . . .	2600	18	834	14	7	-	109	3582
Hull . . . . .	801	5	454	5	-	-	71	1336
Kingston . . . . .	874	-	250	5	3	-	55	1187
Lakeville . . . . .	544	3	84	2	2	-	32	667
Marion . . . . .	610	2	158	-	1	-	45	816
Marshfield . . . . .	1106	2	122	6	1	-	24	1261
Mattapoisett . . . . .	522	2	132	3	-	-	16	675
Middleborough . . . . .	2731	5	793	7	10	-	185	3731
Norwell . . . . .	755	3	93	6	1	-	25	882
Pembroke . . . . .	608	3	91	1	2	-	18	722
Plymouth . . . . .	3627	21	1181	19	15	-	225	5088
Plympton . . . . .	200	1	40	1	3	-	1	246
Rochester . . . . .	336	1	50	-	2	-	11	400
Rockland . . . . .	2152	16	1683	35	14	-	176	4076
Scituate . . . . .	1640	7	461	10	7	-	60	2185
Wareham . . . . .	1587	8	525	17	3	-	125	2265
West Bridgewater . . . . .	995	8	236	3	5	-	26	1273
Whitman . . . . .	2611	12	1109	18	12	-	112	3874
Totals . . . . .	48733	383	21990	379	273	-	2834	74592

## County of Suffolk.

BOSTON . . . . .	122419	3026	167169	1768	1266	-	16174	311822
CBFLSFA . . . . .	4532	232	7471	152	109	-	1416	13912
REVERE . . . . .	6153	188	7197	93	211	-	1031	14873
Winthrop . . . . .	5436	62	2526	34	26	-	235	8319
Totals . . . . .	138540	3508	184363	2047	1612	-	18856	348926

## County of Worcester.

Ashburnham . . . . .	570	4	261	6	4	-	68	913
Athol . . . . .	3137	33	1011	13	12	-	147	4353
Auburn . . . . .	1802	11	655	11	20	-	125	2624
Barre . . . . .	790	5	427	2	2	-	102	1328
Berlin . . . . .	411	-	56	1	-	-	6	474
Blackstone . . . . .	421	15	1403	6	4	-	78	1927
Bolton . . . . .	291	-	29	-	1	-	9	330
Boylston . . . . .	424	1	80	2	4	-	12	523
Brookfield . . . . .	395	1	160	-	1	-	19	576
Charlton . . . . .	577	3	230	-	4	-	26	840
Clinton . . . . .	2609	39	3125	25	24	-	199	6021
Douglas . . . . .	681	-	251	4	1	-	32	969
Dudley . . . . .	720	18	795	12	13	-	97	1655
East Brookfield . . . . .	210	-	135	4	2	-	13	364
FITCHBERG . . . . .	8147	75	7683	182	66	-	641	16794
GARDNER . . . . .	3856	40	2747	101	20	1	571	7336
Grafton . . . . .	1474	8	1132	6	7	-	158	2785
Hardwick . . . . .	431	4	364	6	5	-	38	848
Harvard . . . . .	426	1	75	-	3	-	15	520
Holden . . . . .	1329	2	393	8	5	-	45	1782
Hopedale . . . . .	1255	-	219	-	-	-	23	1497

Secretary — Concluded.

County of Worcester — Concluded.

Cities and Towns.	Frederic W. Cook of Somerville, Republican.	Hugo De la Cruz of Springfield, Communist Party.	Katherine A. Foley of Lawrence, Democratic.	Eileen O'Connor of Newton, Socialist.	Malcolm T. Rowe of Lynn, Socialist Labor Party.	All Others.	Blanks.	Total Ballots.
Hubbardston . . . . .	249	12	60	12			27	310
Lancaster . . . . .	862	3	290	3			50	1120
Leicester . . . . .	977	9	877	9			64	1942
LEOMINSTER . . . . .	4541	24	3572	54	18		362	8571
Lunenburg . . . . .	656	4	205	9	12		37	913
Mendon . . . . .	422	2	117	2			21	564
Milford . . . . .	2551	49	3010	65	27		470	6172
Millbury . . . . .	1447	15	1311	14	9		118	2914
Millville . . . . .	264	2	529	1			40	836
New Braintree . . . . .	92	1	31	2			6	132
North Brookfield . . . . .	643	5	417	6	1		61	1133
Northborough . . . . .	796	2	228	2	3		48	1079
Northbridge . . . . .	2306	19	1891	14	9		133	4372
Oakham . . . . .	137		36	1			6	180
Oxford . . . . .	925		674	14	5		69	1694
Paxton . . . . .	270		61	1	1		10	343
Petersham . . . . .	324	3	42				8	377
Phillipston . . . . .	114		40	1			11	166
Princeton . . . . .	272		41	3	2		8	326
Royalston . . . . .	207	2	71	1			9	290
Rutland . . . . .	451	2	201	7			23	684
Shrewsbury . . . . .	2052	13	798	17	11		88	2979
Southborough . . . . .	669	2	244	4	1		33	953
Southbridge . . . . .	2224	47	3239	42	34		348	5934
Spencer . . . . .	1561	17	1079	10	6		222	2895
Sterling . . . . .	648	4	112	1	1		25	791
Sturbridge . . . . .	377	3	222	1			32	635
Sutton . . . . .	641		380	4	4		35	1064
Templeton . . . . .	945	4	454	12	1		72	1488
Upton . . . . .	783	1	206	6	1		45	1042
Uxbridge . . . . .	1157	9	1466	7	8		122	2769
Warren . . . . .	752	6	549	9	5		87	1408
Webster . . . . .	2432	45	2622	41	38		279	5457
West Boylston . . . . .	729	3	137	3	2		22	896
West Brookfield . . . . .	456	2	120	1	1		31	592
Westborough . . . . .	1694	4	573	3	2		62	2338
Westminster . . . . .	394	4	145	13			24	582
Winchendon . . . . .	1313	12	801	16			126	2275
WORCESTER . . . . .	40631	511	34808	473	284		2944	79051
Totals . . . . .	107300	1097	82800	1264	692	1	8602	201756

Aggregate of Votes.

Counties.	Frederic W. Cook of Somerville, Republican.	Hugo De la Cruz of Springfield, Communist Party.	Katherine A. Foley of Lawrence, Democratic.	Eileen O'Connor of Newton, Socialist.	Malcolm T. Rowe of Lynn, Socialist Labor Party.	All Others.	Blanks.	Total Ballots.
BARNSTABLE . . . . .	12083	38	2697	53	41		891	15803
BERKSHIRE . . . . .	27283	300	18932	319	259	3	2651	49747
BRISTOL . . . . .	70756	829	58605	979	707		8464	140340
DUKES COUNTY . . . . .	1949	16	345	9	8		435	2753
ESSEX . . . . .	116984	1260	89024	1401	1487	1	9583	219740
FRANKLIN . . . . .	14592	69	5166	113	58		802	20710
HAMPDEN . . . . .	70851	1445	51234	1173	799	3	6154	131659
HAMPSHIRE . . . . .	16424	199	10161	313	82		1295	28474
MIDDLESEX . . . . .	242118	1813	153369	1903	1196	1	14424	414824
NANTUCKET . . . . .	1019	4	219	4	1		255	1592
NORFOLK . . . . .	97137	636	41648	629	369		4437	144856
PLYMOUTH . . . . .	48733	383	21990	379	273		2834	74592
SUFFOLK . . . . .	138540	3508	184363	2047	1612		18856	348926
WORCESTER . . . . .	107300	1097	82800	1264	692	1	8602	201756
Totals . . . . .	965670	11597	729553	10586	7584	9	79683	1795682

## Treasurer.

## County of Barnstable.

Cities and Towns.	Frank L. Asher of Boston, Communist Party.	Albert Sprague of Cotuit, Socialist.	Owen Gallagher of Boston, Democratic.	John J. Hurley of Revere, Independent.	William E. Hurley of Boston, Republican.	Ralph Phrone of Lynn, Socialist Labor Party.	All Others.	Blanks.	Total Ballots
Barnstable . . . . .	7	16	577	64	2774	6	-	146	3590
Bourne . . . . .	10	8	239	17	936	3	-	84	1297
Brewster . . . . .	1	7	44	11	337	-	-	21	422
Chatham . . . . .	1	3	59	15	847	1	-	64	991
Dennis . . . . .	1	7	87	18	833	1	-	65	1013
Eastham . . . . .	1	-	12	5	281	-	-	13	311
Falmouth . . . . .	11	18	482	33	1532	7	-	132	2215
Harwich . . . . .	7	2	96	7	902	3	-	50	1067
Mashpee . . . . .	1	-	75	3	83	-	-	13	174
Orleans . . . . .	3	-	43	12	688	2	-	28	776
Provincetown . . . . .	17	8	514	33	684	4	-	219	1479
Sandwich . . . . .	2	159	40	55	423	2	-	46	727
Truro . . . . .	3	2	90	4	189	-	-	3	291
Wellfleet . . . . .	3	-	42	9	373	-	-	34	461
Yarmouth . . . . .	5	9	79	16	828	-	-	52	989
Totals . . . . .	76	239	2477	302	11710	29	-	970	15803

## County of Berkshire.

Adams . . . . .	33	85	2062	160	2085	39	-	277	4741
Alford . . . . .	-	1	17	2	61	1	-	6	88
Becket . . . . .	-	3	51	6	195	-	-	17	272
Cheshire . . . . .	1	7	250	18	337	-	-	48	661
Clarksburg . . . . .	1	17	129	13	327	4	-	46	537
Dalton . . . . .	5	16	631	35	1239	2	-	88	2016
Egremont . . . . .	-	2	42	4	218	-	-	14	280
Florida . . . . .	1	1	27	2	126	-	-	6	163
Great Barrington . . . . .	4	19	841	61	1456	4	-	118	2533
Hancock . . . . .	-	3	30	2	138	-	-	2	175
Hinsdale . . . . .	1	6	207	12	261	1	-	22	510
Lanesborough . . . . .	2	6	95	24	422	2	-	55	606
Lee . . . . .	8	18	670	28	853	17	-	180	1774
Lenox . . . . .	4	19	456	35	639	5	-	78	1236
Monterey . . . . .	-	6	21	2	109	-	-	3	141
Mount Washington . . . . .	-	-	12	-	22	-	-	-	34
New Ashford . . . . .	-	-	13	-	32	1	-	3	49
New Marlborough . . . . .	-	4	80	8	242	1	-	29	364
NORTH ADAMS . . . . .	27	87	2954	293	4296	54	-	321	8232
Otis . . . . .	1	1	40	3	115	1	-	8	169
Peru . . . . .	-	2	12	5	38	-	-	4	61
PITTSFIELD . . . . .	82	436	7995	570	10409	91	-	938	20521
Richmond . . . . .	-	6	46	8	175	-	-	13	248
Sandisfield . . . . .	1	2	76	1	63	1	-	3	147
Savoy . . . . .	-	-	37	4	77	-	-	7	125
Sheffield . . . . .	-	10	125	8	484	3	-	34	664
Stockbridge . . . . .	-	17	204	12	529	2	-	39	803
Tyringham . . . . .	1	-	18	-	79	-	-	5	103
Washington . . . . .	-	1	26	2	70	1	-	13	113
West Stockbridge . . . . .	3	7	166	13	261	1	-	25	476
Williamstown . . . . .	4	26	385	25	1266	2	-	72	1780
Windsor . . . . .	-	3	21	3	96	-	-	6	129
Totals . . . . .	179	811	17739	1359	26720	233	-	2710	49751

## County of Bristol.

Acushnet . . . . .	5	19	578	43	655	12	-	82	1394
ATTLEBORO . . . . .	24	94	2232	195	5851	35	-	345	8776
Berkley . . . . .	2	3	124	6	284	-	-	24	443
Dartmouth . . . . .	19	45	783	45	1918	21	-	139	2970
Dighton . . . . .	3	6	180	13	843	-	-	48	1093
Easton . . . . .	5	9	581	28	1928	3	-	80	2634
Fairhaven . . . . .	18	57	1207	79	2808	17	-	250	4436
FALL RIVER . . . . .	182	275	20935	1051	17690	164	-	2836	43133
Fretown . . . . .	4	8	121	11	495	-	-	31	670
Mansfield . . . . .	7	15	772	41	1906	5	-	123	2869
NEW BEDFORD . . . . .	283	702	17351	1165	19597	267	-	2403	41768
North Attleborough . . . . .	15	31	1065	107	2937	4	-	422	4581
Norton . . . . .	5	7	287	24	831	2	-	49	1205
Raynham . . . . .	2	6	192	16	607	-	-	70	893
Rehoboth . . . . .	2	3	166	25	806	5	-	30	1037
Seekonk . . . . .	3	11	374	18	1155	4	-	52	1617
Somerset . . . . .	13	9	749	75	1328	3	-	110	2287
Swansea . . . . .	9	10	452	34	1267	4	-	61	1777
TAUNTON . . . . .	62	95	6114	390	7206	51	-	1078	14996
Westport . . . . .	10	16	297	67	1229	6	-	135	1760
Totals . . . . .	673	1421	54560	3433	71281	603	-	8368	140339

Treasurer — Continued.

County of Dukes County.

Cities and Towns.	Frank L. Asher of Boston, Communist Party.	Albert Sprague Coledge of Cambridge, Socialist.	Owen Gallagher of Boston, Democratic.	John J. Hurley of Revere, Independent.	William E. Hurley of Boston, Republican.	Ralph Pirone of Lynn, Socialist Labor Party.	All Others.	Blanks.	Total Ballots.
Chilmark . . . . .	3	-	7	2	111	-	-	8	131
Edgartown . . . . .	3	5	71	23	474	1	-	76	653
Gay Head . . . . .	-	-	13	-	38	-	-	97	148
Gosnold . . . . .	-	1	14	-	36	-	-	4	55
Oak Bluffs . . . . .	3	7	107	20	516	4	-	117	771
Tisbury . . . . .	7	4	108	23	580	1	-	64	787
West Tisbury . . . . .	2	1	6	-	112	-	-	10	131
Totals . . . . .	18	18	326	68	1867	6	-	376	2679

County of Essex.

Amesbury . . . . .	22	53	1576	95	2646	9	-	299	4700
Andover . . . . .	10	46	1243	48	3872	16	-	189	5424
BEVERLY . . . . .	26	58	2546	142	8309	24	-	583	11688
Boxford . . . . .	2	2	20	3	320	-	-	6	353
Danvers . . . . .	12	29	1300	52	3564	8	-	230	5195
Essex . . . . .	1	2	113	15	622	1	-	53	807
Georgetown . . . . .	5	11	111	19	796	2	-	55	999
GLOUCESTER . . . . .	22	71	2206	173	5761	13	-	502	8748
Groveland . . . . .	5	6	284	18	743	2	-	47	1165
Hamilton . . . . .	3	10	186	27	860	-	-	40	1126
HAVERHILL . . . . .	134	215	7440	374	10562	126	-	1052	19903
Ipswich . . . . .	13	18	582	63	1764	9	-	142	2591
LAWRENCE . . . . .	253	413	20172	1182	11152	367	-	2306	35845
LYNN . . . . .	263	521	17518	767	20897	507	1	1935	42409
Lynnfield . . . . .	-	4	179	10	1067	6	-	53	1259
Manchester . . . . .	-	8	223	16	1034	1	-	38	1320
Marblehead . . . . .	8	26	824	59	4624	15	-	192	5748
Merrimac . . . . .	-	11	241	26	878	2	-	61	1219
Methuen . . . . .	74	115	2777	231	5938	52	-	594	9781
Middleton . . . . .	1	6	139	5	574	-	-	31	756
Nabant . . . . .	1	11	281	17	690	7	-	41	1048
Newbury . . . . .	2	2	66	7	665	-	-	41	783
NEWBURYPORT . . . . .	31	61	1852	186	3800	22	-	591	6543
North Andover . . . . .	7	51	1077	88	2478	19	-	145	3865
PEABODY . . . . .	91	103	4263	281	3565	64	-	756	9123
Rockport . . . . .	9	34	312	32	1356	14	-	149	1906
Rowley . . . . .	2	5	91	16	586	2	-	36	738
SALEM . . . . .	85	136	8071	469	9351	136	-	1216	19464
Salisbury . . . . .	9	10	241	26	796	6	-	136	1224
Saugus . . . . .	25	49	1334	137	4729	60	1	271	6606
Swampscott . . . . .	10	25	907	62	4350	23	-	129	5506
Topsfield . . . . .	-	6	40	5	497	1	-	22	571
Wenham . . . . .	1	6	34	3	604	-	-	21	669
West Newbury . . . . .	1	3	83	4	589	4	-	33	717
Totals . . . . .	1128	2127	78332	4658	119979	1518	2	11995	219739

County of Franklin.

Ashfield . . . . .	-	2	14	3	293	-	-	24	336
Barnardston . . . . .	1	3	36	4	343	-	-	32	419
Buckland . . . . .	1	4	82	8	508	1	-	35	639
Charlton . . . . .	-	-	49	8	302	1	-	27	387
Colrain . . . . .	2	-	113	6	439	-	-	35	595
Conway . . . . .	1	2	54	5	288	-	-	23	373
Derfield . . . . .	3	8	283	21	826	-	-	57	1198
Erving . . . . .	2	4	155	9	326	2	-	22	520
Gill . . . . .	-	9	31	5	313	1	-	9	368
Greenfield . . . . .	23	72	1911	119	4488	24	-	199	6836
Hawley . . . . .	-	-	10	1	67	1	-	3	82
Heath . . . . .	-	-	19	-	80	-	-	8	107
Leverett . . . . .	1	1	17	5	158	-	-	18	200
Leyden . . . . .	-	1	15	2	81	-	-	3	102
Monroe . . . . .	1	2	15	3	50	1	-	7	79
Montague . . . . .	14	33	1287	79	1480	15	-	131	3039
New Salem . . . . .	1	-	30	3	143	1	-	12	190
Northfield . . . . .	3	8	88	9	642	-	-	20	770
Orange . . . . .	2	8	338	33	1877	3	-	102	2363
Rowe . . . . .	2	2	23	2	81	-	-	4	114
Shelburne . . . . .	1	2	49	6	736	2	-	29	825
Shutesbury . . . . .	-	-	15	2	62	3	-	6	88
Sunderland . . . . .	1	1	85	9	260	-	-	11	367
Warwick . . . . .	1	-	18	-	162	1	-	9	191
Wendell . . . . .	1	1	49	4	56	-	-	17	128
Whately . . . . .	1	4	104	2	255	4	-	24	391
Totals . . . . .	62	167	4890	348	14316	60	-	867	20710

Treasurer — Continued.

County of Hampden.

Cities and Towns.	Frank L. Asher of Boston, Communist Party.	Albert Sprague Cooledge of Cambridge, Socialist.	Owen Gallagher of Boston, Democratic.	John J. Hurley of Revere, Independent.	William E. Hurley of Boston, Republican.	Ralph Pirone of Lynn, Socialist Labor Party.	All Others.	Blanks.	Total Ballots
Agawam . . . . .	13	25	909	49	1578	19	-	129	2722
Blandford . . . . .	1	3	20	3	167	-	-	5	199
Brimfield . . . . .	1	4	88	9	266	1	-	18	387
Chester . . . . .	1	14	112	11	338	1	-	33	510
CHICOPEE . . . . .	128	233	7141	779	6647	142	-	1416	16486
East Longmeadow . . . . .	3	16	299	19	975	6	-	55	1373
Granville . . . . .	1	4	30	3	223	1	-	16	278
Hampden . . . . .	1	4	86	7	332	4	-	28	462
Holland . . . . .	-	-	35	1	62	-	-	1	99
HOLYOKE . . . . .	137	273	11456	707	9858	166	-	1609	24206
Longmeadow . . . . .	1	16	237	23	2238	4	-	50	2569
Ludlow . . . . .	19	51	1127	76	1143	67	-	85	2568
Monson . . . . .	5	19	526	32	1015	6	-	105	1798
Montgomery . . . . .	-	3	5	2	63	-	-	2	75
Palmer . . . . .	13	23	1422	83	1787	19	-	272	3619
Russell . . . . .	1	3	144	7	339	2	-	21	517
Southwick . . . . .	3	5	101	8	371	-	-	14	502
SPRINGFIELD . . . . .	374	770	20194	1110	32581	319	-	2378	57726
Tolland . . . . .	-	1	10	1	48	-	-	4	64
Wales . . . . .	-	-	47	6	124	1	-	7	185
West Springfield . . . . .	36	118	2338	157	3913	48	-	212	6822
WESTFIELD . . . . .	33	75	2803	228	3964	24	-	294	7421
Wilbraham . . . . .	5	16	399	23	662	6	-	49	1161
Totals . . . . .	776	1676	49529	3344	68695	836	-	6803	131659

County of Hampshire.

Amherst . . . . .	8	41	531	56	2110	5	-	74	2825
Belchertown . . . . .	5	7	298	14	599	2	-	45	970
Chesterfield . . . . .	-	-	18	1	178	-	-	4	201
Cummington . . . . .	4	7	20	3	245	-	-	20	299
Easthampton . . . . .	23	135	1330	125	1975	25	-	243	3856
Goshen . . . . .	1	-	9	2	107	-	-	4	123
Granby . . . . .	-	4	78	13	307	-	-	11	416
Hadley . . . . .	2	7	285	24	373	2	-	27	720
Hatfield . . . . .	4	8	373	14	290	2	-	59	750
Huntington . . . . .	1	2	232	7	348	1	-	33	624
Middlefield . . . . .	1	-	19	-	65	-	-	6	91
NORTHAMPTON . . . . .	26	150	3618	155	5256	15	-	478	9698
Pelham . . . . .	1	8	20	-	152	4	-	4	189
Plainfield . . . . .	-	-	6	-	110	-	-	5	121
South Hadley . . . . .	12	45	1038	106	1780	14	-	130	3125
Southampton . . . . .	3	5	92	5	276	1	-	12	394
Ware . . . . .	20	24	1354	73	1139	22	-	179	2811
Westhampton . . . . .	-	-	12	-	127	-	-	4	143
Williamsburg . . . . .	2	6	260	7	561	1	-	49	886
Worthington . . . . .	1	3	47	1	165	-	-	15	232
Totals . . . . .	114	452	9640	606	16163	94	-	1405	28474

County of Middlesex.

Acton . . . . .	10	11	202	15	1057	38	-	35	1368
Arlington . . . . .	56	81	5388	218	11857	42	-	380	18022
Ashby . . . . .	2	9	38	8	297	1	-	17	372
Ashland . . . . .	9	8	322	24	896	5	-	78	1342
Ayer . . . . .	2	5	413	21	780	-	-	55	1276
Bedford . . . . .	3	1	204	12	730	3	-	54	1007
Belmont . . . . .	23	94	2972	96	9146	20	-	232	12583
Billerica . . . . .	11	22	1001	55	1848	9	-	122	3068
Boxborough . . . . .	-	1	29	1	129	-	-	4	164
Burlington . . . . .	3	3	344	22	549	1	-	56	978
CAMBRIDGE . . . . .	241	816	22239	804	19873	146	-	2161	46280
Carlisle . . . . .	1	4	34	3	280	1	-	13	336
Chelmsford . . . . .	9	25	700	47	2452	10	-	136	3379
Concord . . . . .	4	20	860	34	2326	6	-	90	3340
Dracont . . . . .	28	22	747	62	1585	17	-	143	2604
Dunstable . . . . .	1	2	25	2	150	-	-	18	198
EVERETT . . . . .	97	139	7026	450	9535	138	-	1025	18468
Framingham . . . . .	29	42	3609	133	5450	20	-	412	9695
Groton . . . . .	3	5	283	18	943	2	-	86	1340
Holliston . . . . .	3	5	313	14	1117	-	-	39	1491
Hopkinton . . . . .	2	6	438	20	756	2	-	40	1264
Hudson . . . . .	20	14	1395	52	1740	18	-	130	3369
Lexington . . . . .	7	25	1015	44	3881	9	-	123	5104
Lincoln . . . . .	5	7	144	5	669	-	-	19	849
Littleton . . . . .	3	1	85	15	619	-	-	23	746
LOWELL . . . . .	206	215	19659	687	18657	153	-	1762	41335

*Treasurer — Continued.*  
**County of Middlesex — Concluded.**

Cities and Towns.	Frank L. Asher of Boston Commu- nist Party.	Albert Sprague College of Cam- bridge, Socialist.	Owen Gallagher of Boston, Demo- cratic.	John J. Hurley of Revere, Inde- pendent.	William E. Hurley of Boston, Re- publican.	Ralph Pirone of Lynn, Socialist Labor Party.	All Others.	Blanks.	Total Ballots.
MALDEN . . . . .	164	164	7934	486	13054	73	—	1082	22957
MARLBOROUGH . . . . .	34	43	3259	182	3610	23	—	435	7586
Maynard . . . . .	28	68	1257	44	1412	14	—	122	2945
MEDFORD . . . . .	83	142	9568	383	15304	127	—	1358	26965
MELROSE . . . . .	20	53	1635	145	10482	9	—	221	12565
Natick . . . . .	16	36	2428	88	4012	14	—	277	6871
NEWTON . . . . .	69	197	7512	381	24244	45	—	836	33284
North Reading . . . . .	5	4	311	16	802	1	—	64	1203
Pepperell . . . . .	2	9	372	20	928	1	—	68	1400
Reading . . . . .	6	41	801	60	4157	4	—	95	5164
Sherborn . . . . .	—	3	72	3	380	—	—	16	474
Shirley . . . . .	1	13	332	16	459	3	—	42	866
SOMERVILLE . . . . .	141	298	18087	719	20215	209	—	1700	41369
Stoneham . . . . .	6	18	1255	71	3322	8	—	124	4804
Stow . . . . .	—	3	42	4	458	1	—	12	520
Sudbury . . . . .	2	6	83	9	692	—	—	23	815
Tewksbury . . . . .	9	11	419	14	796	5	—	54	1308
Townsend . . . . .	1	7	129	10	764	4	—	30	945
Tyngsborough . . . . .	3	10	142	10	463	4	—	30	662
Wakefield . . . . .	39	36	2148	101	4763	21	—	355	7463
WALTHAM . . . . .	54	69	6766	230	9447	46	—	643	17255
Watertown . . . . .	83	111	6069	189	8503	62	—	366	15323
Wayland . . . . .	4	14	373	30	1107	7	—	64	1599
Westford . . . . .	3	15	467	25	814	7	—	75	1406
Weston . . . . .	11	12	259	17	1612	1	—	22	1934
Wilmington . . . . .	7	17	470	33	1118	5	—	63	1713
Winchester . . . . .	8	40	1500	54	4917	5	—	154	6678
Woburn . . . . .	17	39	4330	122	3875	24	—	358	8772
Totals . . . . .	1594	3062	147436	6324	239090	1369	7	15942	414824

**County of Nantucket.**

Nantucket . . . . .	6	7	206	43	991	3	—	246	1502
---------------------	---	---	-----	----	-----	---	---	-----	------

**County of Norfolk.**

Avon . . . . .	4	9	322	17	684	2	—	46	1084
Bellingham . . . . .	2	8	673	23	523	1	—	37	1267
Braintree . . . . .	22	56	1731	130	5975	24	—	275	8213
Brookline . . . . .	146	297	5403	300	16506	43	—	724	23419
Canton . . . . .	4	5	1227	57	1538	3	—	100	2934
Cohasset . . . . .	5	9	445	24	1164	2	—	67	1716
Dedham . . . . .	17	55	2163	93	4548	15	—	263	7154
Dover . . . . .	—	8	109	8	559	—	—	20	704
Foxborough . . . . .	3	13	545	29	1612	6	—	60	2268
Franklin . . . . .	10	11	1326	42	1580	8	—	148	3125
Hollbrook . . . . .	3	10	336	16	1221	3	—	79	1668
Medfield . . . . .	5	2	321	8	787	—	—	33	1156
Medway . . . . .	8	9	543	27	827	8	2	69	1493
Millis . . . . .	2	5	343	9	625	1	—	47	1032
Milton . . . . .	23	46	2366	96	7114	16	—	191	9852
Needham . . . . .	11	30	800	40	4957	8	—	138	5984
Norfolk . . . . .	7	3	166	12	461	27	—	1	677
Norwood . . . . .	58	34	2954	76	3263	14	—	223	6622
Plainville . . . . .	3	8	73	14	606	4	—	42	750
QUINCY . . . . .	120	304	9082	602	20892	173	—	1260	32433
Randolph . . . . .	15	15	1280	49	1975	7	—	118	3459
Sharon . . . . .	17	11	363	18	1388	2	—	41	1840
Stoughton . . . . .	15	28	1387	65	2013	34	—	96	3638
Walpole . . . . .	10	20	1060	29	1972	7	—	120	3218
Wellesley . . . . .	10	26	998	52	5422	11	—	154	6673
Westwood . . . . .	2	10	238	20	1238	3	—	25	1536
Weymouth . . . . .	15	76	2771	119	6386	31	—	350	9748
Wrentham . . . . .	1	4	252	21	880	2	—	33	1193
Totals . . . . .	538	1112	39277	1996	96716	455	2	4760	144856

**County of Plymouth.**

Abington . . . . .	4	12	823	27	1792	7	—	101	2766
Bridgewater . . . . .	20	14	854	42	1678	3	—	94	2705
BROCKTON . . . . .	212	248	10556	493	16274	124	—	1176	29083
Carver . . . . .	—	5	51	6	340	1	—	15	418
Duxbury . . . . .	2	6	115	10	946	6	—	24	1109
East Bridgewater . . . . .	3	14	358	29	1153	6	—	73	1636
Halifax . . . . .	1	7	67	3	303	—	—	13	394
Hanover . . . . .	1	7	159	10	980	1	—	43	1201
Hanson . . . . .	1	3	185	21	753	1	—	48	1012

*Treasurer — Continued.*  
**County of Plymouth — Concluded.**

Cities and Towns.	Frank L. Asher of Boston, Commu- nist Party.	Albert Sprague Coolidge of Cam- bridge, Socialist.	Owen Gallagher of Boston, Demo- cratic.	John J. Hurley of Revere, Inde- pendent.	William E. Hurley of Boston, Re- publican.	Ralph Pirone of Lynn, Socialist Labor Party.	All Others.	Blanks.	Total Ballots.
Hingham . . . . .	11	28	758	58	2613	7	-	107	3582
Hull . . . . .	4	4	426	23	807	2	-	70	1336
Kingston . . . . .	3	9	277	17	820	3	-	59	1187
Lakeville . . . . .	4	6	78	5	540	1	-	33	667
Marion . . . . .	2	4	158	6	599	2	-	45	816
Marshfield . . . . .	1	9	126	12	1075	2	-	36	1261
Mattapoisett . . . . .	-	6	123	6	515	2	-	25	675
Middleborough . . . . .	5	20	750	61	2677	12	-	206	3731
Norwell . . . . .	2	9	85	14	741	1	-	31	883
Pembroke . . . . .	1	3	95	8	589	1	-	26	723
Plymouth . . . . .	14	31	1361	80	3233	17	-	352	5088
Plympton . . . . .	1	1	36	3	200	1	-	4	246
Rochester . . . . .	-	2	51	5	331	-	-	11	400
Rockland . . . . .	10	40	1635	69	2126	17	-	179	4076
Scituate . . . . .	11	13	442	28	1620	4	-	67	2185
Wareham . . . . .	5	19	536	27	1536	6	-	136	2265
West Bridgewater . . . . .	7	9	227	14	983	3	-	30	1273
Whitman . . . . .	9	31	1062	41	2581	8	-	142	3874
Totals . . . . .	334	560	21394	1118	47805	235	-	3146	74592

**County of Suffolk.**

BOSTON . . . . .	2473	2249	160730	6618	121566	1614	-	16572	311822
CHELSEA . . . . .	240	195	7191	364	4464	95	-	1363	13912
REVERE . . . . .	130	162	6429	1457	5556	95	-	1044	14873
Winthrop . . . . .	54	55	2298	210	5439	21	-	242	8319
Totals . . . . .	2897	2661	176648	8649	137025	1825	-	19221	348926

**County of Worcester.**

Ashburnham . . . . .	6	10	250	19	560	2	-	66	913
Athol . . . . .	15	24	969	69	3101	11	-	164	4353
Auburn . . . . .	7	17	631	64	1760	19	-	126	2624
Barre . . . . .	2	11	462	13	773	1	-	126	1328
Berlin . . . . .	2	2	49	4	412	-	-	5	474
Blackstone . . . . .	8	11	1374	37	419	2	-	76	1927
Bolton . . . . .	-	2	22	3	286	1	-	16	330
Boylston . . . . .	-	3	77	7	422	-	-	14	523
Brookfield . . . . .	1	1	153	11	380	2	-	28	576
Charlton . . . . .	6	7	214	13	575	2	-	23	840
Clinton . . . . .	42	42	2904	109	2696	21	-	207	6021
Douglas . . . . .	5	5	242	12	669	1	-	35	969
Dudley . . . . .	10	23	784	51	697	10	-	80	1655
East Brookfield . . . . .	-	4	159	3	205	1	-	12	364
FITCHBURG . . . . .	74	208	7188	424	8117	80	-	703	16794
GARDNER . . . . .	41	115	2571	203	3758	21	-	627	71336
Grafton . . . . .	5	12	1083	60	1457	8	-	160	2785
Hardwick . . . . .	1	6	356	13	433	3	-	36	848
Harvard . . . . .	1	4	62	5	428	-	-	20	520
Holden . . . . .	2	9	376	27	1316	1	-	51	1782
Hopedale . . . . .	-	-	196	17	1258	-	-	26	1497
Hubbardston . . . . .	3	7	57	1	251	-	-	21	340
Lancaster . . . . .	3	7	168	16	870	1	-	55	1120
Leicester . . . . .	11	19	853	34	959	2	-	64	1942
LEOMINSTER . . . . .	15	64	3368	169	4499	36	-	420	8571
Lunenburg . . . . .	1	13	192	15	649	2	-	41	913
Mendon . . . . .	1	2	117	8	412	-	-	24	564
Millford . . . . .	29	71	2843	122	2572	48	-	487	6172
Millbury . . . . .	13	17	1275	34	1435	15	-	125	2914
Millville . . . . .	1	5	513	14	263	3	-	37	836
New Braintree . . . . .	-	4	36	-	85	-	-	7	132
North Brookfield . . . . .	3	6	414	16	638	-	-	56	1135
Northborough . . . . .	2	3	217	14	789	3	-	51	1079
Northbridge . . . . .	7	16	1821	69	2317	5	-	137	4372
Oakham . . . . .	-	1	38	1	134	-	-	6	180
Oxford . . . . .	11	24	636	65	871	3	-	84	1694
Paxton . . . . .	-	-	56	7	266	2	-	12	343
Petersham . . . . .	-	5	40	4	320	-	-	8	377
Phillipston . . . . .	-	3	36	4	113	-	-	10	166
Princeton . . . . .	2	3	34	4	269	1	-	13	326
Royalston . . . . .	1	2	67	1	210	-	-	9	290
Rutland . . . . .	3	13	184	11	440	2	-	31	684
Shrewsbury . . . . .	11	32	730	53	2029	10	-	114	2979
Southborough . . . . .	1	7	228	11	675	1	-	30	953
Southbridge . . . . .	22	41	3069	187	2226	37	-	352	5934
Spencer . . . . .	12	22	1017	67	1545	4	-	228	2895
Sterling . . . . .	2	7	98	14	637	-	-	33	791



*Treasurer — Concluded.*  
**County of Worcester—Concluded.**

Cities and Towns.	Frank L. Asher of Boston, Commu- nist Party.	Albert Sprague Coolidge of Cam- bridge, Socialist.	Owen Gallagher of Boston, Demo- cratic.	John J. Hurley of Revere, Inde- pendent.	William E. Hurley of Boston, Re- publican.	Ralph Pirone of Lynn, Socialist Labor Party.	All Others.	Blanks.	Total Ballots.
Sturbridge . . . . .	4	9	209	11	370			32	635
Sutton . . . . .	5	9	366	22	616			43	1064
Templeton . . . . .	5	14	446	23	928			68	1488
Upton . . . . .	1	11	195	30	770			51	1042
Uxbridge . . . . .	7	11	1447	30	1151			118	2769
Warren . . . . .	6	13	522	31	746			89	1408
Webster . . . . .	30	73	2489	167	2365	39		294	5457
West Boylston . . . . .	2	3	125	11	720			33	896
West Brookfield . . . . .	2	2	115	7	429			37	592
Westborough . . . . .	4	11	531	23	1692			75	2338
Westminster . . . . .	2	14	144	7	391			24	582
Winchendon . . . . .	20	8	737	42	1331			130	2275
WORCESTER . . . . .	453	724	33583	1509	39287	278		3217	79051
Totals . . . . .	925	1810	79058	4003	105992	701		9267	201756

**Aggregate of Votes.**

Counties.	Frank L. Asher of Boston, Commu- nist Party.	Albert Sprague Coolidge of Cam- bridge, Socialist.	Owen Gallagher of Boston, Demo- cratic.	John J. Hurley of Revere, Inde- pendent.	William E. Hurley of Boston, Re- publican.	Ralph Pirone of Lynn, Socialist Labor Party.	All Others.	Blanks.	Total Ballots.
BARNSTABLE . . . . .	76	239	2477	302	11710	29		970	15803
BERKSHIRE . . . . .	179	811	17739	1359	26720	233		2710	49751
BRISTOL . . . . .	673	1421	54560	3433	71281	602		8368	140339
DUKES COUNTY . . . . .	18	18	326	68	1867	6		376	2679
ESSEX . . . . .	1128	2127	78332	4658	119979	1518		11995	219739
FRANKLIN . . . . .	62	167	4890	348	14316	60		867	20710
HAMPDEN . . . . .	776	1676	49529	3344	68695	836		6803	131659
HAMPSHIRE . . . . .	114	452	9640	606	16163	94		1405	28474
MIDDLESEX . . . . .	1594	3062	147436	6324	239090	1369		15942	414824
NANTUCKET . . . . .	6	7	206	43	991	3		246	1502
NORFOLK . . . . .	538	1112	39277	1996	96716	455		4760	144856
PLYMOUTH . . . . .	334	560	21394	1118	47805	235		3146	74592
SUFFOLK . . . . .	2897	2661	176648	8649	137025	1825		19221	348926
WORCESTER . . . . .	925	1810	79058	4003	105992	701		9267	201756
Totals . . . . .	9320	16123	681512	36251	958350	7967	11	86076	1795610

*Auditor.*

**County of Barnstable.**

Cities and Towns.	Thomas H. Buckley of Abington, Democratic.	Michael C. Flaherty of Boston, So- cialist.	Horace L. Hillis of Saugus, Socialist Labor Party.	Michael Tuysuzian of Boston, Com- munist Party.	Guy S. Williams of Worcester, Pro- hibition.	Russell A. Wood of Cambridge, Re- publican.	All Others.	Blanks.	Total Ballots.
Barnstable . . . . .	818	15	8	2	44	2527		176	3590
Bourne . . . . .	346		6	6	17	828		92	1297
Brewster . . . . .	68		3	1	8	312		30	422
Chatham . . . . .	100	2	2	1	12	797	1	76	991
Dennis . . . . .	140	4	3	1	15	777		74	1013
Eastham . . . . .	25	1			3	260		22	311
Falmouth . . . . .	618	9	4	1	34	1411		138	2215
Harwich . . . . .	139	12	4	1	15	851		55	1067
Mashpee . . . . .	86	5	2		3	71		7	174
Orleans . . . . .	74	1	1	1	12	647		40	776
Provincetown . . . . .	693	9	7	7	12	530		221	1479
Sandwich . . . . .	244	5	2	1	11	418		46	727
Truro . . . . .	87				3	170		31	291
Wellfleet . . . . .	78			3	7	338		35	461
Yarmouth . . . . .	145	2	1		12	773		56	989
Totals . . . . .	3661	57	43	24	238	10710	1	1099	15803

## Auditor — Continued.

## County of Berkshire.

Cities and Towns.	Thomas H. Buckley of Abington, Democratic.	Michael C. Flaherty of Boston, So- cialist.	Horace I. Hillis of Saugus, Socialist Labor Party.	Michael Tuysuzian of Boston, Com- munist Party.	Guy S. Williams of Worcester, Pro- hibition.	Russell A. Wood of Cambridge, Re- publican.	All Others.	Blanks.	Total Ballots
Adams . . . . .	2410	71	41	30	29	1808		352	4741
Afford . . . . .	25	—	1	—	—	57		5	88
Becket . . . . .	64	3	1	—	6	177		21	272
Cheshire . . . . .	278	9	12	—	9	311		50	661
Clarksburg . . . . .	168	10	5	—	10	286		58	537
Dalton . . . . .	743	12	7	—	12	1133		107	2016
Egremont . . . . .	42	1	—	—	1	217		14	280
Florida . . . . .	31	2	—	—	1	119		10	163
Great Barrington . . . . .	1013	12	8	—	12	1318		165	2533
Hancock . . . . .	35	—	—	—	5	132		3	175
Hinsdale . . . . .	233	3	1	—	5	237		29	510
Lanesborough . . . . .	141	6	7	—	3	390	1	56	606
Lee . . . . .	804	10	6	—	16	737		199	1774
Lenox . . . . .	554	5	5	—	8	584		80	1236
Monterey . . . . .	26	4	—	—	—	104		5	141
Mount Washington . . . . .	13	—	—	—	—	21		—	34
New Ashford . . . . .	15	—	—	—	—	31		3	49
New Marlborough . . . . .	95	3	2	—	6	233		25	364
NORTH ADAMS . . . . .	3631	63	25	23	86	3809		595	8232
Otis . . . . .	45	—	1	—	3	112		10	169
Peru . . . . .	19	—	—	—	—	36		5	61
PITTSFIELD . . . . .	9558	214	83	56	163	9412		1035	20521
Richmond . . . . .	55	2	1	—	2	174		14	248
Sandisfield . . . . .	78	3	1	—	—	63		2	147
Savoy . . . . .	46	1	—	—	5	70		3	125
Sheffield . . . . .	153	5	1	1	8	462		34	664
Stockbridge . . . . .	250	12	3	—	6	493		39	803
Tyringham . . . . .	29	—	—	—	1	67		3	100
Washington . . . . .	50	—	—	—	1	64		17	113
West Stockbridge . . . . .	190	1	3	2	4	249		27	476
Williamstown . . . . .	470	12	4	1	13	1194		86	1780
Windsor . . . . .	25	2	—	—	1	89		12	129
Totals . . . . .	21267	467	210	130	420	24189	1	3064	49748

## County of Bristol.

Acushnet . . . . .	704	20	12	4	13	557	—	84	1394
ATTLEBORO . . . . .	2829	73	23	14	69	5338	—	430	8776
Berkley . . . . .	149	—	1	1	6	260	—	26	443
Dartmouth . . . . .	978	23	14	11	28	1760	—	156	2970
Dighton . . . . .	229	2	1	1	10	788	—	62	1093
Easton . . . . .	715	6	6	4	17	1796	—	90	2634
Fairhaven . . . . .	1590	18	14	11	33	2505	—	265	4436
FALL RIVER . . . . .	25182	214	148	125	264	13776	—	3424	43133
Freetown . . . . .	153	6	3	1	8	463	—	36	670
Mansfield . . . . .	915	12	5	2	26	1758	—	151	2879
NEW BEDFORD . . . . .	21598	470	246	185	338	16526	—	2405	41768
North Attleborough . . . . .	1503	27	8	6	40	2560	—	437	4581
Norton . . . . .	318	6	2	5	17	792	—	65	1205
Raynham . . . . .	246	5	3	3	7	550	—	79	893
Rehoboth . . . . .	195	3	6	3	9	787	—	34	1037
Seekonk . . . . .	412	5	4	2	15	1111	—	68	1617
Somerset . . . . .	923	8	3	8	21	1203	—	121	2287
Swansea . . . . .	565	6	7	1	16	1096	—	86	1777
TAUNTON . . . . .	7283	84	62	23	146	6111	—	1288	14997
Westport . . . . .	434	11	12	6	21	1130	—	146	1760
Totals . . . . .	66921	999	580	416	1104	60867	—	9453	140340

## County of Dukes County.

Chilmark . . . . .	11	—	—	—	1	101	—	18	131
Edgartown . . . . .	136	3	4	—	9	425	—	76	653
Gay Head . . . . .	21	—	—	—	2	31	—	20	74
Gosnold . . . . .	17	—	—	—	—	36	—	2	55
Oak Bluffs . . . . .	190	6	5	1	12	442	—	118	774
Tisbury . . . . .	189	8	3	—	4	505	—	78	787
West Tisbury . . . . .	17	—	1	1	1	102	—	9	131
Totals . . . . .	581	17	13	2	29	1642	—	321	2605

## County of Essex.

Amesbury . . . . .	1882	39	13	18	31	2348	—	369	4700
Andover . . . . .	1518	35	20	5	45	3573	—	228	5424
BEVERLY . . . . .	3259	34	27	21	100	7521	—	726	11688
Boxford . . . . .	35	1	—	—	4	300	—	11	353
Danvers . . . . .	1654	23	8	9	50	3177	—	274	5195
Essex . . . . .	165	3	—	—	3	577	—	59	807
Georgetown . . . . .	145	5	2	4	11	746	—	86	999

Auditor — Continued.

County of Essex — Concluded.

Cities and Towns.	Thomas H. Buckley of Abington, Democratic.	Michael C. Flaherty of Boston, So- cialist.	Horace I. Hillis of Saugus, Socialist Labor Party.	Michael Thysauzian of Boston, Com- munist Party.	Guy S. Williams of Worcester, Pro- hibition.	Russell A. Wood of Cambridge, Re- publican.	All Others.	Blanks.	Total Ballots.
GLOUCESTER . . . . .	2902	49	20	19	60	5086	—	612	8748
Groveland . . . . .	333	5	2	4	7	683	—	71	1105
Hamilton . . . . .	243	12	6	—	13	806	—	54	1126
HAVERHILL . . . . .	8772	147	91	129	178	9373	—	1213	19903
Ipswich . . . . .	752	20	11	12	27	1579	—	190	2591
LAWRENCE . . . . .	23389	485	278	239	242	8574	—	2638	35845
LYNN . . . . .	20226	372	401	211	262	17637	—	3295	42409
Lynnfield . . . . .	236	3	7	—	7	946	—	60	1259
Manchester . . . . .	302	3	—	—	10	954	—	51	1320
Marblehead . . . . .	1115	12	14	3	55	4339	—	210	5748
Merrimac . . . . .	296	6	2	—	23	821	—	71	1219
Methuen . . . . .	3535	99	66	83	90	5201	—	707	9781
Middleton . . . . .	183	5	1	—	5	524	—	36	756
Nahant . . . . .	373	3	5	—	7	608	—	52	1048
Newbury . . . . .	92	—	1	—	2	636	—	48	783
NEWBURYPORT . . . . .	2334	54	22	30	52	3402	—	649	6543
North Andover . . . . .	1371	38	18	8	34	2213	—	183	3865
PEABODY . . . . .	5064	81	65	83	58	2941	—	831	9123
Rockport . . . . .	442	24	18	7	18	1227	—	170	1906
Rowley . . . . .	121	4	1	1	7	554	—	50	738
SALEM . . . . .	9881	149	108	70	124	7632	—	1500	19464
Salisbury . . . . .	195	7	7	4	16	730	—	165	1224
Saugus . . . . .	1679	31	187	14	75	4293	—	327	6606
Swampscott . . . . .	1268	14	17	6	48	4000	—	153	5506
Topsfield . . . . .	62	2	—	—	7	471	—	29	571
Wenham . . . . .	57	—	—	1	12	577	—	22	669
West Newbury . . . . .	95	2	4	—	2	583	—	31	717
Totals . . . . .	94076	1757	1423	991	1686	104632	3	15171	219739

County of Franklin.

Ashfield . . . . .	26	3	1	—	6	273	—	27	336
Bernardston . . . . .	49	1	—	—	10	319	—	40	419
Buckland . . . . .	112	2	1	1	8	476	—	39	639
Charlemont . . . . .	70	—	—	—	8	279	—	30	387
Colrain . . . . .	149	—	1	—	2	404	—	39	595
Conway . . . . .	68	1	—	—	7	274	—	23	373
Deerfield . . . . .	351	4	3	6	14	750	—	70	1198
Erving . . . . .	182	5	2	—	5	292	—	32	520
Gill . . . . .	46	4	1	1	8	297	—	11	368
Greenfield . . . . .	2333	56	22	13	57	4085	—	270	6836
Hawley . . . . .	9	—	1	—	2	66	—	4	82
Heath . . . . .	20	—	—	—	2	72	—	13	107
Leverett . . . . .	26	—	—	—	5	153	—	16	200
Leyden . . . . .	18	—	—	—	1	80	—	3	102
Monroe . . . . .	25	1	1	—	1	43	—	8	79
Montague . . . . .	1489	24	18	10	29	1296	—	173	3039
New Salem . . . . .	39	—	—	—	2	136	—	13	190
Northfield . . . . .	111	4	—	1	8	622	—	24	770
Orange . . . . .	417	9	4	2	36	1770	—	125	2363
Rowe . . . . .	29	1	—	—	1	80	—	3	114
Shelburne . . . . .	66	2	1	—	9	711	—	36	825
Shutesbury . . . . .	22	—	1	1	—	59	—	5	88
Sunderland . . . . .	105	3	—	1	4	240	—	14	367
Warwick . . . . .	23	—	1	—	2	154	—	11	191
Wendell . . . . .	66	—	—	—	1	45	—	16	128
Whately . . . . .	125	—	2	—	3	237	—	27	394
Totals . . . . .	5976	120	60	38	231	13213	—	1072	20710

County of Hampden.

Agawam . . . . .	1080	20	21	6	31	1416	—	148	2722
Blindford . . . . .	22	—	—	1	2	168	—	6	199
Brimfield . . . . .	111	2	2	1	3	252	—	17	388
Chester . . . . .	144	15	1	1	7	295	—	47	510
CHICOPEE . . . . .	8957	210	137	129	122	5399	—	1532	16486
East Longmeadow . . . . .	360	12	7	2	9	927	—	56	1373
Granville . . . . .	45	—	—	1	3	214	—	13	278
Hampden . . . . .	103	3	2	—	5	313	—	36	462
Holland . . . . .	43	2	—	—	1	51	—	2	99
HOLYOKE . . . . .	13636	277	147	106	205	8029	—	1806	24206
Longmeadow . . . . .	376	6	2	1	18	2113	—	53	2569
Ludlow . . . . .	1363	32	24	16	30	1011	—	92	2568
Monson . . . . .	633	14	5	3	20	923	—	110	1708
Montgomery . . . . .	10	1	—	1	—	60	—	3	75
Palmer . . . . .	1662	21	17	19	139	1434	—	327	3619
Russell . . . . .	178	1	2	—	4	305	—	27	517

## Auditor — Continued,

## County of Hampden — Concluded.

Cities and Towns.	Thomas H. Buckley of Abington, Democratic.	Michael C. Flaherty of Boston, Socialist.	Horace I. Hillis of Saugus, Socialist Labor Party.	Michael Tuysuzian of Boston, Com- munist Party.	Guy S. Williams of Worcester, Pro- hibition.	Russell A. Wood of Cambridge, Re- publican.	All Others.	Blanks.	Total Ballots.
Southwick . . . . .	121	4	-	1	8	350	-	18	502
SPRINGFIELD . . . . .	25065	495	288	219	431	28720	-	2508	57726
Tolland . . . . .	14	2	-	-	-	44	-	4	64
Wales . . . . .	58	-	-	-	1	120	-	9	188
West Springfield . . . . .	2875	61	37	19	66	3507	-	257	6822
WESTFIELD . . . . .	3283	60	37	19	53	3603	-	366	7421
Wilbraham . . . . .	473	12	8	5	16	597	-	50	1161
Totals . . . . .	60612	1250	739	550	1174	59851	-	7487	131663

## County of Hampshire.

Amherst . . . . .	690	15	5	2	17	2011	-	85	2825
Belchertown . . . . .	352	4	4	2	10	551	-	47	970
Chesterfield . . . . .	23	-	-	-	3	169	-	6	201
Cummington . . . . .	23	-	-	3	6	241	-	26	299
Easthampton . . . . .	1661	112	28	21	57	1660	-	317	3856
Goshen . . . . .	10	-	-	-	2	107	-	4	123
Granby . . . . .	113	2	1	1	3	278	-	18	416
Hadley . . . . .	363	4	5	4	3	303	-	38	720
Hatfield . . . . .	441	3	1	5	6	211	-	83	750
Huntington . . . . .	251	7	-	-	3	319	-	44	624
Middlefield . . . . .	20	-	-	-	2	58	-	11	91
NORTHAMPTON . . . . .	4446	103	15	16	45	4552	-	521	9698
Pelham . . . . .	27	5	-	-	6	143	-	8	189
Plainfield . . . . .	8	-	1	-	-	105	-	7	121
South Hadley . . . . .	1234	28	16	10	24	1654	-	159	3125
Southampton . . . . .	109	2	2	1	1	259	-	20	394
Ware . . . . .	1580	15	14	10	23	973	-	196	2811
Westhampton . . . . .	14	-	-	-	2	121	-	6	143
Williamsburg . . . . .	296	6	-	1	10	523	-	50	886
Worthington . . . . .	57	3	-	-	3	154	-	15	232
Totals . . . . .	11718	309	92	76	226	14392	-	1661	28474

## County of Middlesex.

Acton . . . . .	226	1	1	-	7	1082	-	51	1368
Arlington . . . . .	6791	72	37	52	70	10538	-	462	18022
Asby . . . . .	55	7	1	1	5	289	-	14	372
Ashland . . . . .	425	7	6	4	10	807	-	83	1342
Ayer . . . . .	499	3	2	3	5	699	-	65	1276
Bedford . . . . .	252	2	3	3	2	677	-	68	1007
Belmont . . . . .	3901	35	16	22	46	8256	-	307	12583
Billerica . . . . .	195	18	10	8	21	1646	-	170	3068
Boxborough . . . . .	36	-	-	1	1	117	-	9	164
Burlington . . . . .	396	7	2	3	8	490	1	71	978
CAMBRIDGE . . . . .	23694	425	183	218	182	19256	-	2322	46280
Carlisle . . . . .	40	1	-	1	2	270	-	22	336
Chelmsford . . . . .	883	15	12	6	23	2263	-	177	3379
Concord . . . . .	1039	9	1	5	13	2157	-	116	3340
Dracut . . . . .	875	38	16	13	28	1462	-	172	2604
Dunstable . . . . .	25	-	-	-	3	153	-	17	198
EVERETT . . . . .	8541	157	95	85	116	8326	-	1148	18468
Framingham . . . . .	4178	44	11	21	51	4910	-	480	9695
Groton . . . . .	353	3	2	1	3	882	-	96	1340
Holliston . . . . .	366	3	3	1	14	1049	-	55	1491
Hopkinton . . . . .	526	6	1	4	11	672	-	44	1264
Hudson . . . . .	1629	23	7	12	22	1510	-	166	3369
Lexington . . . . .	1261	23	7	4	27	3627	-	155	5104
Lincoln . . . . .	180	6	2	4	5	629	-	23	849
Littleton . . . . .	100	1	3	1	5	614	-	22	746
LOWELL . . . . .	22234	260	149	118	338	16218	-	2018	41335
MALDEN . . . . .	9689	153	108	122	140	11476	-	1269	22957
MARLBOROUGH . . . . .	3769	41	22	19	66	3180	-	489	7586
Maynard . . . . .	1467	66	15	17	22	1201	-	157	2945
MEDFORD . . . . .	11781	132	62	77	131	13373	-	1409	26965
MELROSE . . . . .	2233	45	21	15	82	9885	-	284	12565
Natick . . . . .	2971	26	17	10	58	3455	-	334	6871
NEWTON . . . . .	9408	132	47	68	144	22508	-	977	33284
North Reading . . . . .	374	11	2	2	9	733	-	72	1203
Pepperell . . . . .	428	3	1	2	11	866	-	89	1400
Reading . . . . .	1019	42	9	7	26	3930	-	131	5164
Sherborn . . . . .	92	1	-	-	3	359	-	19	474
Shirley . . . . .	380	10	5	5	6	416	-	44	866
SOMERVILLE . . . . .	21169	331	130	147	194	17416	-	1982	41369
Stoneham . . . . .	1530	21	12	6	19	3045	-	171	4804
Stow . . . . .	73	1	1	-	3	426	-	16	520
Sudbury . . . . .	112	2	-	2	5	664	-	30	815

Auditor — Continued.

County of Middlesex — Concluded.

Cities and Towns.	Thomas H. Buckley of Abingdon, Democratic.	Michael C. Flaherty of Boston, Socialist.	Horace I. Hillis of Saugus, Socialist Labor Party.	Michael Tuysuzian of Boston, Communist Party.	Guy S. Williams of Worcester, Prohibition.	Russell A. Wood of Cambridge, Republican.	All Others.	Blanks.	Total Ballots.
Tewksbury . . . . .	474	13	7	5	8	742	-	59	1308
Townsend . . . . .	162	7	6	1	13	712	-	45	945
Tyngsborough . . . . .	182	6	5	1	15	416	-	38	662
Wakefield . . . . .	2533	33	21	32	45	4383	-	416	7463
WALTHAM . . . . .	7605	111	50	27	83	8514	-	865	17255
Watertown . . . . .	6987	99	53	128	94	7519	-	443	15323
Wayland . . . . .	475	13	6	2	10	1028	-	65	1599
Westford . . . . .	548	12	11	6	5	738	-	86	1406
Weston . . . . .	354	7	-	9	2	1526	-	36	1934
Wilmington . . . . .	576	14	6	3	20	1008	-	86	1713
Winchester . . . . .	1793	20	2	6	22	4622	-	213	6678
WOBURN . . . . .	4814	101	18	18	48	3339	-	434	8772
Totals . . . . .	172698	2619	1207	1326	2302	216079	1	18592	414824

County of Nantucket.

Nantucket . . . . .	288	4	4	4	23	885	-	294	1502
---------------------	-----	---	---	---	----	-----	---	-----	------

County of Norfolk.

Avon . . . . .	422	3	3	1	12	587	-	56	1084
Bellingham . . . . .	715	6	3	3	8	492	-	40	1267
Braintree . . . . .	2425	41	24	13	43	5344	-	323	8213
Brookline . . . . .	7121	139	33	98	151	14901	-	976	23419
Canton . . . . .	1430	16	6	1	9	1359	-	113	2934
Cohasset . . . . .	555	5	2	3	19	1052	-	80	1716
Dedham . . . . .	2694	48	22	10	35	4026	-	319	7154
Dover . . . . .	162	1	-	-	6	517	-	18	704
Foxborough . . . . .	674	5	4	1	16	1497	-	71	2268
Franklin . . . . .	1490	17	7	11	23	1424	-	153	3125
Holbrook . . . . .	439	3	3	4	7	1123	-	89	1668
Medfield . . . . .	364	5	1	4	3	742	-	37	1156
Medway . . . . .	633	12	6	1	14	742	-	85	1493
Millis . . . . .	401	4	-	3	4	574	-	46	1032
Milton . . . . .	3176	34	10	16	63	6273	-	280	9852
Needham . . . . .	1004	55	6	12	38	4680	-	189	5984
Norfolk . . . . .	209	-	1	7	3	431	-	26	677
Norwood . . . . .	3439	33	15	44	24	2839	-	228	6622
Plainville . . . . .	104	7	3	-	9	575	-	52	750
QUINCY . . . . .	11819	272	112	98	178	18460	-	1494	32433
Randolph . . . . .	1582	19	7	8	31	1668	-	144	3459
Sharon . . . . .	477	11	3	10	12	1265	-	62	1840
Stoughton . . . . .	1658	21	9	8	49	1792	-	101	3638
Walpole . . . . .	1249	20	8	4	22	1784	-	131	3218
Wellesley . . . . .	1300	20	10	9	30	5094	-	210	6673
Westwood . . . . .	321	9	2	3	7	1166	-	28	1536
Weymouth . . . . .	3622	48	25	10	62	5593	-	388	9748
Wrentham . . . . .	315	2	4	1	10	815	-	46	1193
Totals . . . . .	49800	856	329	383	888	86815	-	5785	144856

County of Plymouth.

Abington . . . . .	1345	1	3	3	13	1370	-	31	2766
Bridgewater . . . . .	1033	8	2	15	15	1525	-	107	2705
BROCKTON . . . . .	13250	215	111	177	211	13980	-	1139	29083
Carver . . . . .	77	6	1	1	4	313	-	16	418
Duxbury . . . . .	174	1	3	1	8	882	-	40	1109
East Bridgewater . . . . .	494	12	3	1	11	1060	-	55	1636
Halifax . . . . .	97	4	-	1	4	276	-	12	394
Hanover . . . . .	215	3	1	2	6	937	-	37	1201
Hanson . . . . .	274	4	2	1	10	677	-	44	1012
Hingham . . . . .	1008	15	6	5	17	2416	-	115	3582
Hull . . . . .	591	5	1	-	7	655	-	77	1336
Kingston . . . . .	378	4	2	2	11	718	-	72	1187
Lakeville . . . . .	117	1	4	2	5	501	-	37	667
Marion . . . . .	211	-	1	-	6	556	-	42	816
Marshfield . . . . .	201	7	1	-	11	1006	-	35	1261
Mattapoisett . . . . .	174	4	-	1	4	475	-	17	675
Middleborough . . . . .	1018	13	7	5	36	2415	-	237	3731
Norwell . . . . .	137	5	1	1	7	687	-	45	883
Pembroke . . . . .	141	3	1	-	6	552	-	20	723
Plymouth . . . . .	1886	20	18	11	31	2779	-	343	5088
Plympton . . . . .	54	-	1	1	4	175	-	11	246
Rochester . . . . .	78	1	1	1	1	306	-	13	400
Rockland . . . . .	2094	29	9	7	70	1741	-	126	4076
Scituate . . . . .	599	8	5	2	18	1482	-	71	2185

## Auditor — Continued.

## County of Plymouth — Concluded.

Cities and Towns.	Thomas H. Buckley of Abington, Democratic.	Michael C. Flaherty of Boston, So- cialist.	Horace I. Hillis of Saugus, Socialist Labor Party.	Michael Tuysuzian of Boston, Com- munist Party.	Guy S. Williams of Worcester, Pro- hibition.	Russell A. Wood of Cambridge, Re- publican.	All Others.	Blanks.	Total Ballots.
Wareham . . . . .	709	7	2	7	27	1382	-	131	2265
West Bridgewater . . . . .	300	8	5	10	15	897	-	42	1273
Whitman . . . . .	1445	18	2	6	27	2268	-	104	3874
Totals . . . . .	28100	402	193	262	585	42031	-	3019	74592

## County of Suffolk.

BOSTON . . . . .	189969	3928	1070	1893	1411	94969	-	18582	311822
CHELSEA . . . . .	8225	348	95	211	62	3356	-	1615	13912
REVERE . . . . .	8459	196	111	120	86	4586	-	1315	14873
Winthrop . . . . .	3129	48	23	38	37	4717	-	327	8319
Totals . . . . .	209782	4520	1299	2262	1596	107628	-	21839	348926

## County of Worcester.

Ashburnham . . . . .	312	6	3	1	16	490	-	85	913
Athol . . . . .	1175	16	15	7	47	2891	-	202	4353
Auburn . . . . .	807	13	17	7	54	1575	-	151	2624
Barre . . . . .	473	2	5	3	6	697	-	142	1328
Berlin . . . . .	65	-	3	-	5	391	-	10	474
Blackstone . . . . .	1476	7	5	4	14	330	-	91	1927
Bolton . . . . .	31	-	1	1	6	273	-	18	330
Boylston . . . . .	97	2	-	-	6	402	-	16	523
Brookfield . . . . .	174	-	1	-	8	366	-	27	576
Charlton . . . . .	261	-	5	3	15	530	-	26	840
Clinton . . . . .	3261	39	24	27	75	2323	-	272	6021
Douglas . . . . .	328	3	3	-	5	586	-	44	969
Dudley . . . . .	964	7	7	6	16	544	-	111	1655
East Brookfield . . . . .	154	4	2	-	2	188	-	14	364
FITCHBURG . . . . .	8542	187	67	50	129	7006	-	813	16794
GARDNER . . . . .	3193	104	24	31	73	3209	-	702	7336
Grafton . . . . .	1257	7	11	5	23	1297	-	185	2785
Hardwick . . . . .	411	6	7	1	12	364	-	47	848
Harvard . . . . .	84	-	2	1	2	410	-	21	520
Holden . . . . .	459	5	1	1	20	1238	-	58	1782
Hopedale . . . . .	263	1	-	-	10	1185	-	38	1497
Hubbardston . . . . .	83	5	-	-	5	222	-	24	340
Lancaster . . . . .	225	4	1	2	11	815	-	62	1120
Leicester . . . . .	965	15	5	7	16	850	-	84	1942
LEOMINSTER . . . . .	3965	43	29	9	62	4005	-	458	8571
Lunenburg . . . . .	242	9	3	2	10	599	-	48	913
Mendon . . . . .	140	2	4	1	6	380	-	31	564
Milford . . . . .	3229	81	42	21	47	2153	-	599	6172
Millbury . . . . .	1458	17	8	4	28	1252	-	147	2914
Millville . . . . .	570	2	1	3	3	214	-	43	836
New Braintree . . . . .	42	2	1	-	2	82	-	3	132
North Brookfield . . . . .	489	3	4	-	6	560	-	71	1133
Northborough . . . . .	274	3	3	-	8	737	-	54	1079
Northbridge . . . . .	2136	19	9	6	37	2008	-	157	4372
Oakham . . . . .	38	1	-	-	1	135	-	5	180
Oxford . . . . .	760	9	5	3	31	780	-	106	1694
Paxton . . . . .	79	-	-	-	5	241	-	18	343
Petersham . . . . .	57	-	-	-	3	305	-	12	377
Phillipston . . . . .	49	1	-	-	1	105	-	10	166
Princeton . . . . .	48	3	-	1	6	254	-	14	326
Royalston . . . . .	78	-	-	2	5	193	-	12	290
Rutland . . . . .	226	8	1	2	9	408	-	30	684
Shrewsbury . . . . .	977	15	7	6	45	1814	-	115	2979
Southborough . . . . .	267	8	1	1	13	625	-	38	953
Southbridge . . . . .	3678	27	36	20	53	1716	-	404	5934
Spencer . . . . .	1335	15	11	11	34	1228	-	261	2895
Sterling . . . . .	141	4	5	1	6	603	-	31	791
Sturbridge . . . . .	248	5	-	4	9	329	-	40	635
Sutton . . . . .	444	2	3	3	14	554	-	44	1064
Templeton . . . . .	527	8	2	5	15	846	-	85	1488
Upton . . . . .	253	6	-	1	5	712	-	65	1042
Uxbridge . . . . .	1623	9	2	5	20	987	-	123	2769
Warren . . . . .	607	10	4	4	10	663	-	110	1408
Webster . . . . .	3128	49	30	26	44	1852	-	328	5457
West Boylston . . . . .	174	4	1	1	11	673	-	32	896
West Brookfield . . . . .	141	4	2	1	7	405	-	32	592
Westborough . . . . .	704	4	4	2	31	1514	-	79	2338
Westminster . . . . .	170	11	2	2	8	360	-	29	582
Winchendon . . . . .	891	12	3	14	29	1172	-	154	2275
WORCESTER . . . . .	38464	538	223	359	1015	34976	-	3476	79051
Totals . . . . .	92712	1367	655	678	2215	93622	-	10507	201756

Auditor — Concluded.

Aggregate of Votes.

Counties.	Thomas H. Buckley of Abington, Democratic.	Michael C. Flaherty of Boston, Socialist.	Horace I. Hillis of Saugus, Socialist Labor Party.	Michael Tuysuzian of Boston, Communist Party.	Guy S. Williams of Worcester, Prohibition.	Russell A. Wood of Cambridge, Republican.	All Others.	Blanks.	Total Ballots.
BARNSTABLE . . . . .	3661	57	43	24	208	10710	1	1099	15803
BERKSHIRE . . . . .	21267	467	210	130	420	24189	1	3064	49748
BRISTOL . . . . .	66921	999	580	416	1104	60867	1	9453	140340
DUKES COUNTY . . . . .	581	17	13	2	29	1642	—	321	2605
ESSEX . . . . .	94076	1757	1423	991	1686	104632	3	15171	219739
FRANKLIN . . . . .	5976	120	60	38	231	13213	—	1072	20710
HAMPDEN . . . . .	60612	1250	739	550	1174	59851	—	7487	131663
HAMPSHIRE . . . . .	11718	309	92	76	226	14392	—	1661	28474
MIDDLESEX . . . . .	172698	2619	1207	1326	2302	216079	1	18392	414824
NANTUCKET . . . . .	288	4	4	4	23	885	—	294	1502
NORFOLK . . . . .	49800	856	329	383	888	86815	—	3785	144856
PLYMOUTH . . . . .	28100	402	193	262	585	42031	—	3019	74592
SUFFOLK . . . . .	209782	4520	1299	2262	1596	107628	—	21839	348926
WORCESTER . . . . .	92712	1367	655	678	2215	93622	—	10507	201756
Totals . . . . .	818192	14744	6847	7142	12687	836556	6	99364	1795538

Attorney General.

County of Barnstable.

Cities and Towns.	Clarence A. Barnes of Mansfield, Republican.	Paul A. Dever of Cambridge, Democratic.	Joseph C. Fignelredo of New Bedford, Communist Party.	George F. Hogan of Nahant, Prohibition.	Alfred Baker Lewis of Cambridge, Socialist.	Fred E. Oelcher of Peabody, Socialist Labor Party.	All Others.	Blanks.	Total Ballots.
Barnstable . . . . .	2444	961	5	6	17	4	—	153	3590
Bourne . . . . .	803	402	—	4	3	4	—	76	1297
Brewster . . . . .	299	89	—	4	1	1	—	28	422
Chatham . . . . .	782	129	—	4	3	1	—	70	991
Dennis . . . . .	750	179	—	—	4	1	—	69	1013
Eastham . . . . .	255	40	—	—	—	—	—	16	311
Falmouth . . . . .	1308	748	16	8	5	3	—	127	2215
Harwich . . . . .	790	183	—	6	6	3	—	77	1067
Mashpee . . . . .	64	96	—	—	—	—	—	13	174
Orleans . . . . .	629	106	—	3	3	1	—	32	776
Provincetown . . . . .	505	753	5	3	9	4	—	200	1479
Sandwich . . . . .	405	255	3	3	6	2	—	53	727
Truro . . . . .	165	104	—	—	2	—	—	20	291
Wellfleet . . . . .	310	114	1	—	1	—	—	35	461
Yarmouth . . . . .	748	185	1	2	2	2	—	49	989
Totals . . . . .	10257	4344	44	51	62	27	—	1018	15803

County of Berkshire.

Adams . . . . .	1626	2654	33	18	64	27	—	319	4741
Alford . . . . .	54	24	—	—	1	—	—	9	88
Becket . . . . .	174	68	—	4	6	—	—	20	272
Cheshire . . . . .	293	297	—	2	3	1	—	65	661
Clarksburg . . . . .	271	199	3	2	17	1	—	44	537
Dalton . . . . .	1105	774	2	6	14	2	—	113	2016
Egremont . . . . .	215	45	1	2	1	—	—	16	280
Florida . . . . .	112	42	1	1	1	1	—	5	163
Great Barrington . . . . .	1316	1028	3	4	11	6	—	165	2533
Hancock . . . . .	128	39	—	1	1	—	—	6	175
Hinsdale . . . . .	229	251	1	3	1	—	—	25	510
Lanesborough . . . . .	377	159	3	1	11	2	—	53	606
Lee . . . . .	722	819	7	13	11	8	—	194	1774
Lenox . . . . .	572	571	1	7	9	2	—	74	1236
Monterey . . . . .	99	32	—	—	3	—	—	7	141
Mount Washington . . . . .	21	13	—	—	—	—	—	—	34
New Ashford . . . . .	30	15	—	—	—	—	—	4	49
New Marlborough . . . . .	236	96	1	4	1	3	—	23	364
NORTH ADAMS . . . . .	3485	4037	35	25	61	15	—	574	8232
Otis . . . . .	119	42	—	1	1	—	—	6	169
Peru . . . . .	38	19	—	—	—	—	—	4	61
PUTTSFIELD . . . . .	8699	10515	75	74	163	59	—	936	20521
Richmond . . . . .	173	60	1	1	2	—	—	11	248
Sandisfield . . . . .	65	83	—	1	1	—	—	—	152
Savoy . . . . .	73	41	—	1	1	—	—	9	125

## Attorney General — Continued.

## County of Berkshire — Concluded.

Cities and Towns.	Clarence A. Barnes of Mansfield, Republican.	Paul A. Dever of Cambridge, Dem- ocratic.	Joseph C. Fiquiere of New Bedford, Communist Party.	George F. Hogan of Nahant, Prohibi- tion.	Alfred Baker Lewis of Cambridge, Socialist.	Fred E. Oelcher of Peabody, Socialist Labor Party.	All Others.	Blanks.	Total Ballots.
Sheffield . . . . .	456	152	—	5	10	1	—	40	664
Stockbridge . . . . .	487	256	—	12	13	3	—	42	803
Tyringham . . . . .	68	30	—	—	—	—	—	4	102
Washington . . . . .	62	34	—	—	1	—	—	16	113
West Stockbridge . . . . .	252	190	1	2	3	3	—	25	476
Williamstown . . . . .	1122	555	1	7	16	1	—	78	1780
Windsor . . . . .	90	25	—	—	3	—	—	11	129
Totals . . . . .	22769	23165	171	187	430	135	—	2898	49755

## County of Bristol.

Acushnet . . . . .	520	756	16	5	13	5	—	79	1394
ATTLEBORO . . . . .	5483	2799	26	28	65	17	—	358	8776
Berkley . . . . .	244	166	1	3	3	—	—	26	443
Dartmouth . . . . .	1545	1190	45	8	24	13	—	145	2970
Dighton . . . . .	742	296	—	2	1	2	—	50	1093
Easton . . . . .	1722	806	6	9	5	2	—	84	2634
Fairhaven . . . . .	2260	1835	46	13	22	13	—	247	4436
FALL RIVER . . . . .	12460	26433	286	134	138	142	—	3540	43133
Freetown . . . . .	447	176	1	2	6	2	—	36	670
Mansfield . . . . .	1930	831	3	6	4	3	—	92	2869
NEW BEDFORD . . . . .	13809	24351	715	108	482	172	1	2130	41768
North Attleborough . . . . .	2602	1533	4	8	20	7	—	407	4581
Norton . . . . .	769	372	6	2	4	6	—	46	1205
Raynham . . . . .	533	289	3	3	4	2	—	59	893
Rehoboth . . . . .	784	204	3	9	4	5	—	28	1037
Seekonk . . . . .	1136	409	3	6	4	2	—	57	1617
Somerset . . . . .	1097	1028	20	8	8	5	—	121	2287
Swansea . . . . .	1098	586	6	7	8	4	—	68	1777
TAUNTON . . . . .	5702	8127	66	37	49	29	—	987	14997
Westport . . . . .	1041	502	21	12	9	8	—	167	1760
Totals . . . . .	55924	72689	1277	410	873	439	1	8727	140340

## County of Dukes County.

Chilmark . . . . .	96	25	1	—	—	—	—	9	131
Edgartown . . . . .	353	228	4	4	2	2	—	60	653
Gay Head . . . . .	30	22	—	—	—	—	—	96	148
Gosnold . . . . .	33	20	—	1	—	1	—	—	55
Oak Bluffs . . . . .	411	229	7	7	7	2	—	111	774
Tisbury . . . . .	475	224	7	3	3	2	—	73	787
West Tisbury . . . . .	87	33	2	—	—	—	—	9	131
Totals . . . . .	1485	781	21	15	12	7	—	358	2679

## County of Essex.

Amesbury . . . . .	2207	2098	12	16	59	4	—	304	4700
Andover . . . . .	3336	1849	9	9	35	7	—	179	5424
BEVERLY . . . . .	6987	3966	25	31	43	16	—	625	11688
Boxford . . . . .	285	55	2	2	—	—	—	9	353
Danvers . . . . .	3031	1878	13	18	19	23	—	213	5195
Essex . . . . .	528	208	1	3	3	2	—	62	807
Georgetown . . . . .	707	209	4	1	6	1	—	71	999
GLOUCESTER . . . . .	4760	3342	35	26	47	10	—	528	8748
Groveland . . . . .	654	380	4	3	6	2	—	56	1105
Hamilton . . . . .	761	297	1	2	7	—	—	58	1126
HAVERHILL . . . . .	8892	9522	125	92	146	56	—	1070	19903
Ipswich . . . . .	1508	884	10	16	10	7	—	156	2591
LAWRENCE . . . . .	7437	25106	408	233	324	152	—	2185	35845
LYNN . . . . .	16170	23068	235	567	302	198	2	1867	42409
Lynnfield . . . . .	889	317	—	3	1	6	—	43	1259
Manchester . . . . .	895	367	—	3	6	1	—	48	1320
Marblehead . . . . .	4066	1458	5	20	9	10	—	180	5748
Merrimac . . . . .	799	333	3	6	12	—	—	66	1219
Methuen . . . . .	4696	4327	70	42	71	44	—	531	9781
Middleton . . . . .	500	219	3	1	6	3	—	24	756
Nahant . . . . .	519	444	5	38	5	—	—	37	1048
Newbury . . . . .	607	134	—	1	1	—	—	40	783
NEWBURYPORT . . . . .	3287	2516	18	26	46	11	—	639	6543
North Andover . . . . .	2027	1645	10	16	29	12	—	126	3865
PEABODY . . . . .	2689	5359	75	40	74	161	—	725	9123
Rockport . . . . .	1161	532	9	9	26	14	—	155	1906
Rowley . . . . .	528	163	—	2	3	2	—	40	738
SALEM . . . . .	6831	10863	93	115	108	136	—	1318	19464
Salisbury . . . . .	698	355	4	10	3	4	—	150	1224
Saugus . . . . .	4017	2210	20	34	29	36	—	260	6606



Attorney General — Continued.

County of Essex — Concluded.

Cities and Towns.	Clarence A. Barnes of Mansfield, Republican.	Paul A. Dever of Cambridge, Democratic.	Joseph C. Figueiredo of New Bedford, Communist Party.	George F. Hogan of Nahant, Prohibition.	Alfred Baker Lewis of Cambridge, Socialist.	Fred E. Oeleher of Peabody, Socialist Labor Party.	All Others.	Blanks.	Total Ballots.
Swampscott . . . . .	3633	1667	8	32	13	14	—	139	5506
Topsfield . . . . .	446	99	—	2	4	—	—	20	571
Wenham . . . . .	539	104	1	3	1	—	—	21	669
West Newbury . . . . .	549	121	3	2	2	5	—	35	717
Totals . . . . .	96634	106095	1211	1424	1456	937	2	11980	219739

County of Franklin.

Ashfield . . . . .	268	39	—	2	4	—	—	23	336
Barnardston . . . . .	318	55	—	—	1	—	—	45	419
Buckland . . . . .	464	124	1	5	3	1	—	41	639
Charlemont . . . . .	282	75	1	1	—	—	—	28	387
Colrain . . . . .	396	159	2	2	—	—	—	36	595
Conway . . . . .	270	78	—	2	2	1	—	20	375
Deerfield . . . . .	731	389	4	5	4	3	—	62	1198
Erving . . . . .	269	212	1	1	7	—	—	30	520
Gill . . . . .	296	56	1	1	6	—	—	8	368
Greenfield . . . . .	3886	2602	16	24	59	11	—	238	6836
Hawley . . . . .	65	11	—	1	1	—	—	4	82
Heath . . . . .	71	24	—	—	—	—	—	12	107
Leverett . . . . .	156	26	1	1	—	—	—	16	200
Leyden . . . . .	76	20	—	—	—	1	—	5	102
Monroe . . . . .	41	28	3	—	—	—	—	7	79
Montague . . . . .	1226	1635	7	10	26	10	—	125	3039
New Salem . . . . .	125	53	—	2	1	—	—	9	190
Northfield . . . . .	624	115	—	3	7	—	—	21	770
Orange . . . . .	1734	478	8	8	5	—	—	130	2363
Rowe . . . . .	74	28	1	2	—	—	—	9	114
Shelburne . . . . .	677	105	2	3	4	—	—	34	825
Shutesbury . . . . .	61	23	—	—	—	—	—	3	88
Sunderland . . . . .	240	103	1	4	2	—	—	17	367
Warwick . . . . .	145	31	—	—	—	—	—	13	191
Wendell . . . . .	46	62	—	3	2	1	—	16	128
Whately . . . . .	231	129	—	2	2	2	—	28	394
Totals . . . . .	12772	6660	49	82	134	33	—	980	20710

County of Hampden.

Agawam . . . . .	1385	1172	7	5	12	16	—	125	2722
Blandford . . . . .	166	25	1	—	—	—	—	7	199
Brimfield . . . . .	240	129	1	4	5	2	—	7	388
Chester . . . . .	294	157	—	3	14	1	—	41	510
CHICOPEE . . . . .	4992	9495	87	105	197	112	—	1498	16486
East Longmeadow . . . . .	887	414	4	5	10	5	—	48	1373
Granville . . . . .	215	41	1	4	2	1	—	14	278
Hampden . . . . .	301	127	—	—	4	4	—	26	462
Holland . . . . .	54	40	1	—	—	—	—	4	99
HOLYOKE . . . . .	7288	14705	123	114	200	109	—	1667	24206
Longmeadow . . . . .	1982	524	—	7	7	1	—	48	2569
Ludlow . . . . .	978	1410	22	14	43	10	—	91	2568
Monson . . . . .	919	666	3	6	9	2	—	103	1708
Montgomery . . . . .	57	16	—	—	1	—	—	1	75
Palmer . . . . .	1431	1848	11	22	19	13	—	275	3619
Russell . . . . .	312	181	—	2	1	1	—	20	517
Southwick . . . . .	339	142	1	3	—	—	—	17	502
SPRINGFIELD . . . . .	27037	27418	247	145	441	178	—	2260	57726
Tolland . . . . .	43	16	—	—	—	—	—	5	64
Wales . . . . .	112	64	—	1	1	—	—	7	185
West Springfield . . . . .	3358	3097	27	28	65	28	—	219	6822
WESTFIELD . . . . .	3395	3608	22	27	53	20	—	296	7421
Wilbraham . . . . .	592	499	—	7	10	3	—	50	1161
Totals . . . . .	56377	65794	558	502	1094	506	—	6829	131660

County of Hampshire.

Amherst . . . . .	1870	825	7	7	15	7	—	94	2825
Belchertown . . . . .	563	353	1	5	3	1	—	44	970
Chesterfield . . . . .	159	34	—	1	1	—	—	6	201
Cummington . . . . .	229	35	3	3	5	—	—	24	299
Easthampton . . . . .	1563	1838	23	31	109	26	—	266	3856
Goshen . . . . .	108	11	—	1	2	1	—	3	123
Granby . . . . .	260	131	—	2	4	1	—	20	416
Hadley . . . . .	287	388	1	5	4	1	—	34	720
Hatfield . . . . .	199	468	2	2	4	1	—	74	750
Huntington . . . . .	318	267	—	2	1	—	—	36	624
Middlefield . . . . .	56	24	—	—	—	—	—	11	91
NORTHAMPTON . . . . .	4031	5059	17	21	108	10	—	452	9698

Attorney General — Continued.

County of Hampshire — Concluded.

Cities and Towns.	Clarence A. Barnes of Mansfield, Republican	Paul A. Dever of Cambridge, Democratic.	Joseph C. Figueiredo of New Bedford Communist Party.	George F. Hogan of Nahant, Prohibition.	Alfred Baker Lewis of Cambridge, Socialist.	Fred E. Oelcher of Peabody, Socialist Labor Party.	All Others.	Blanks.	Total Ballots.
Pelham . . . . .	136	34	-	1	7	-	-	11	189
Plainfield . . . . .	99	13	-	1	-	-	-	8	121
South Hadley . . . . .	1559	1370	20	12	30	10	-	124	3125
Southampton . . . . .	248	125	1	-	3	1	-	16	394
Ware . . . . .	885	1690	13	8	10	10	-	195	2811
Westhampton . . . . .	122	15	-	-	-	-	-	6	143
Williamsburg . . . . .	518	305	1	4	3	-	-	55	886
Worthington . . . . .	152	63	-	2	2	-	-	13	232
Totals . . . . .	13362	13048	80	108	307	68	-	1492	28474

County of Middlesex.

Acton . . . . .	987	322	1	3	1	2	-	52	1368
Arlington . . . . .	9178	8351	49	29	52	13	-	350	18022
Ashby . . . . .	277	64	1	3	14	-	-	13	372
Ashland . . . . .	749	506	4	5	4	4	-	70	1342
Ayer . . . . .	667	532	2	6	4	-	-	65	1275
Bedford . . . . .	608	343	2	-	2	4	-	48	1007
Belmont . . . . .	7260	5021	21	10	41	7	-	223	12583
Billerica . . . . .	1486	1440	7	10	15	5	-	105	3068
Boxborough . . . . .	112	43	-	-	-	-	-	9	164
Burlington . . . . .	467	450	2	2	2	3	-	52	978
CAMBRIDGE. . . . .	13922	29695	218	92	418	87	-	1848	46280
Carlisle . . . . .	251	66	-	-	-	-	-	18	336
Chelmsford. . . . .	2131	1067	7	9	19	6	-	140	3379
Concord . . . . .	1977	1254	2	6	7	1	3	90	3340
Dracut . . . . .	1395	1013	19	19	20	10	-	128	2604
Dunstable . . . . .	140	36	-	3	-	1	-	18	198
EVERETT . . . . .	7382	9820	121	61	127	46	-	911	18468
Frammingham . . . . .	4522	4685	22	22	23	13	-	408	9695
Groton . . . . .	833	411	-	3	1	2	-	90	1340
Holliston . . . . .	902	442	2	2	4	-	-	49	1491
Hopkinton . . . . .	643	561	1	7	4	2	-	46	1264
Hudson . . . . .	1419	1774	24	11	9	19	-	113	3369
Lexington . . . . .	3297	1663	8	5	26	4	-	101	5104
Lincoln . . . . .	579	245	2	-	1	-	-	22	849
Littleton . . . . .	579	136	2	-	2	-	-	27	746
LOWELL . . . . .	15314	23385	129	155	163	114	-	2075	41335
MALDEN . . . . .	10358	11374	142	32	109	46	-	896	22957
MARLBOROUGH . . . . .	2892	4225	27	11	32	16	-	383	7586
Maynard . . . . .	1112	1616	23	9	65	8	-	112	2945
MEDFORD . . . . .	11825	13672	80	41	92	44	-	1211	26965
MELROSE . . . . .	9046	3230	10	21	27	7	-	224	12565
Natick . . . . .	3220	3339	19	20	13	5	-	255	6871
NEWTON . . . . .	20368	11895	73	31	135	18	-	764	33284
North Reading . . . . .	694	444	4	4	2	2	-	53	1203
Pepperell . . . . .	838	477	2	8	3	5	-	67	1400
Reading . . . . .	3675	1366	4	6	15	3	-	95	5164
Sherborn . . . . .	356	102	-	-	1	-	-	15	474
Shirley . . . . .	417	380	7	6	6	1	-	49	866
SOMERVILLE . . . . .	15312	23869	223	96	182	74	-	1613	41369
Stoneham . . . . .	2817	1831	9	6	10	3	-	128	4804
Stow . . . . .	413	91	-	1	1	-	-	14	520
Sudbury . . . . .	624	160	3	2	3	-	-	23	815
Tewksbury . . . . .	709	528	4	7	10	4	-	46	1308
Townsend . . . . .	687	201	2	6	6	1	-	42	945
Tyngsborough . . . . .	408	209	-	2	7	1	-	35	662
Wakefield . . . . .	4170	2877	33	16	18	12	-	337	7463
WALTHAM . . . . .	7706	8651	39	35	53	23	-	748	17255
Watertown. . . . .	6639	8102	93	30	63	26	-	370	15323
Wayland . . . . .	919	601	3	6	13	4	-	53	1599
Westford . . . . .	701	597	4	8	6	7	-	83	1406
Weston . . . . .	1397	499	8	2	7	1	-	20	1934
Wilmington . . . . .	944	677	3	6	10	4	-	69	1713
Winchester. . . . .	4312	2188	9	5	5	2	-	157	6678
WOBURN . . . . .	3054	5280	23	19	27	10	13	346	8772
Totals . . . . .	192780	201806	1493	900	1880	670	16	15279	414824

County of Nantucket.

Nantucket . . . . .	852	383	8	8	5	3	-	243	1502
---------------------	-----	-----	---	---	---	---	---	-----	------

County of Norfolk.

Avon . . . . .	570	451	3	2	7	1	-	50	1084
Bellingham. . . . .	487	729	3	5	1	1	-	41	1267
Braintree . . . . .	4932	2928	15	20	38	18	-	262	8213
Brookline . . . . .	12896	9632	85	45	125	24	-	612	23419

Attorney General — Continued.

County of Norfolk — Concluded.

Cities and Towns.	Clarence A. Barnes of Mansfield, Republican.	Paul A. Dever of Cambridge, Democratic.	Joseph C. Figueiredo of New Bedford, Communist Party.	George F. Hogan of Nahant, Prohibition.	Alfred Baker Lewis of Cambridge, Socialist.	Fred E. Oehler of Peabody, Socialist Labor Party.	All Others.	Blanks.	Total Ballots.
Canton . . . . .	1287	1523	4	5	6	8	—	101	2934
Cohasset . . . . .	981	646	7	5	3	—	—	74	1716
Dedham . . . . .	3628	3186	21	18	33	11	—	257	7154
Dover . . . . .	493	189	—	1	—	—	—	21	704
Foxborough . . . . .	1371	811	3	5	8	—	—	70	2268
Franklin . . . . .	1339	1618	9	4	11	5	—	139	3125
Holbrook . . . . .	1102	486	—	2	5	1	—	72	1668
Medfield . . . . .	667	448	2	2	1	1	—	35	1156
Medway . . . . .	676	737	8	8	5	3	1	56	1493
Millis . . . . .	543	437	1	3	3	—	—	45	1032
Milton . . . . .	5645	3966	18	12	25	8	—	178	9852
Needham . . . . .	4379	1401	11	13	27	3	—	150	5984
Norfolk . . . . .	416	235	5	1	—	—	—	19	677
Norwood . . . . .	2575	3706	52	11	24	9	—	245	6622
Plainville . . . . .	575	119	1	1	—	4	—	43	750
QUINCY . . . . .	16795	13865	117	92	214	65	—	1284	32433
Randolph . . . . .	1574	1766	7	11	3	4	—	94	3459
Sharon . . . . .	1221	571	6	2	9	—	—	31	1840
Stoughton . . . . .	1766	1733	12	6	20	7	—	94	3638
Walpole . . . . .	1713	1348	12	10	10	4	—	121	3218
Wellesley . . . . .	4677	1815	12	5	16	3	—	145	6673
Westwood . . . . .	1053	442	3	3	6	1	—	28	1536
Weymouth . . . . .	5390	3949	12	17	42	18	—	320	9748
Wrentham . . . . .	786	363	1	3	5	2	—	33	1193
Totals . . . . .	79537	59100	430	311	654	203	1	4620	144856

County of Plymouth.

Abington . . . . .	1537	1096	7	8	13	2	—	103	2766
Bridgewater . . . . .	1486	1088	18	3	6	5	—	99	2705
BROCKTON . . . . .	13477	13870	218	97	160	66	—	1195	29083
Carver . . . . .	302	90	3	1	5	1	—	16	418
Duxbury . . . . .	839	235	—	3	1	—	—	31	1109
East Bridgewater . . . . .	1033	509	3	4	10	2	—	75	1636
Halifax . . . . .	280	98	—	1	4	—	—	11	394
Hanover . . . . .	915	232	1	1	6	1	—	45	1201
Hanson . . . . .	673	283	1	5	4	1	—	45	1012
Hingham . . . . .	2247	1185	11	9	15	4	—	111	3582
Hull . . . . .	606	658	3	3	2	1	—	64	1336
Kingston . . . . .	708	414	1	3	3	2	—	56	1187
Lakeville . . . . .	487	143	3	2	4	1	—	27	667
Marion . . . . .	512	244	2	5	2	—	—	51	816
Marshfield . . . . .	928	290	—	5	6	1	—	31	1261
Mattapoisett . . . . .	431	222	—	2	4	1	—	15	675
Middleborough . . . . .	2295	1212	3	11	10	5	—	195	3731
Norwell . . . . .	675	166	1	—	6	1	—	33	882
Pembroke . . . . .	546	147	—	2	4	1	—	23	723
Plymouth . . . . .	2619	2069	23	16	16	12	—	333	5088
Plympton . . . . .	176	56	—	1	—	—	—	13	246
Rochester . . . . .	298	88	—	—	4	—	—	10	400
Rockland . . . . .	1781	2080	10	12	34	8	—	151	4076
Scituate . . . . .	1373	715	4	8	4	3	—	78	2185
Wareham . . . . .	1285	830	5	9	8	2	—	126	2265
West Bridgewater . . . . .	875	336	7	4	7	3	—	41	1273
Whitman . . . . .	2291	1431	10	9	11	2	—	120	3874
Totals . . . . .	40675	29787	334	224	349	124	—	3098	74591

County of Suffolk.

BOSTON . . . . .	81257	208146	2120	666	1966	698	—	16969	311822
CHELSEA . . . . .	2965	9021	167	61	186	55	—	1457	13912
REVERE . . . . .	4184	9379	142	50	106	52	—	960	14873
Winthrop . . . . .	4216	3803	40	13	34	13	—	200	8319
Totals . . . . .	92622	230349	2469	790	2292	818	—	19586	348926

County of Worcester.

Ashburnham . . . . .	485	321	2	8	10	—	—	87	913
Athol . . . . .	2835	1251	13	54	11	8	—	181	4353
Auburn . . . . .	1546	896	3	34	16	12	—	117	2624
Barre . . . . .	662	517	4	9	2	1	—	133	1328
Berlin . . . . .	376	84	1	2	1	—	—	10	474
Blackstone . . . . .	340	1474	4	9	5	4	—	91	1927
Bolton . . . . .	264	50	2	—	1	—	—	13	330
Boylston . . . . .	398	109	—	3	1	—	—	12	523
Brookfield . . . . .	365	178	—	3	3	—	—	27	576
Charlton . . . . .	542	259	2	5	—	2	—	30	840
Clinton . . . . .	2237	3430	33	41	23	16	—	241	6021

Attorney General — Concluded.

County of Worcester — Concluded.

Cities and Towns.	Clarence A. Barnes of Mansfield, Republican.	Paul A. Dever of Cambridge, Democratic.	Joseph C. Figueiredo of New Bedford, Communist Party.	George F. Hogan of Nahant, Prohibition.	Alfred Baker Lewis of Cambridge, Socialist.	Fred E. Oelcher of Peabody, Socialist Labor Party.	All Others.	Blanks.	Total Ballots.
Douglas	545	381	-	11	1	-	-	31	969
Dudley	524	974	5	31	11	5	-	105	1655
East Brookfield	186	157	1	2	4	1	-	13	364
FITCHBURG	6604	9010	75	143	185	41	-	737	16794
GARDNER	3036	3438	41	76	104	15	1	625	7336
Grafton	1234	1334	6	29	7	8	-	167	2785
Hardwick	348	438	1	17	5	1	-	38	848
Harvard	381	114	1	2	3	1	-	18	520
Holden	1210	504	4	15	6	2	-	41	1782
Hopedale	1126	340	-	5	1	-	-	25	1497
Hubbardston	227	79	1	4	8	1	-	20	340
Lancaster	790	253	3	17	2	1	-	54	1120
Leicester	847	997	6	11	13	4	-	64	1942
L.OMINSTER	3750	4258	25	71	50	8	-	409	8571
Lunenburg	566	281	4	11	10	2	-	39	913
Nendon	376	152	1	3	1	1	-	30	564
Needham	1976	3495	37	108	60	19	-	477	6172
Needham Heights	1226	1500	7	48	10	9	-	114	2914
New Braintree	193	593	1	3	3	1	-	42	836
North Brookfield	78	48	-	1	2	-	-	3	132
Northborough	544	505	2	12	2	2	-	68	1133
Northbridge	723	298	1	7	2	2	-	46	1079
Northbridge	1930	2231	7	46	9	8	-	141	4372
Oakham	133	41	-	-	1	-	-	5	180
Oxford	770	801	8	22	9	4	-	80	1694
Paxton	232	93	-	4	-	-	-	14	343
Petersham	305	55	-	5	1	-	-	11	377
Phillipston	96	54	-	3	-	-	-	13	166
Princeton	248	56	-	2	5	-	-	15	326
Royalston	186	83	2	-	2	-	-	17	290
Rutland	384	254	1	8	7	-	-	30	684
Shrewsbury	1756	1057	15	21	19	10	-	101	2979
Southborough	592	309	2	3	5	-	-	42	953
Southbridge	1599	3871	28	64	29	19	-	324	5934
Spencer	1212	1371	11	51	17	6	-	227	2895
Stirling	585	165	3	8	3	-	-	27	791
Sturbridge	330	251	4	6	3	-	-	41	635
Sutton	535	458	2	14	5	6	-	44	1064
Templeton	828	546	6	12	15	3	-	78	1488
Upton	692	285	-	10	7	-	-	48	1042
Uxbridge	964	1677	5	23	10	2	-	88	2769
Warren	630	655	7	20	7	-	-	89	1408
Webster	1803	3179	25	88	36	20	-	306	5457
West Boylston	667	179	3	9	2	1	-	35	896
West Brookfield	397	150	-	1	1	-	-	43	592
Westborough	1463	795	2	8	5	3	-	62	2338
Westminster	351	192	1	2	11	2	-	23	582
Winchendon	1129	962	12	31	9	6	-	126	2275
WORCESTER	33841	40283	342	700	475	171	-	3239	79051
Totals	90198	97771	772	1956	1256	426	1	9377	201756

Aggregate of Votes.

Counties.	Clarence A. Barnes of Mansfield, Republican.	Paul A. Dever of Cambridge, Democratic.	Joseph C. Figueiredo of New Bedford, Communist Party.	George F. Hogan of Nahant, Prohibition.	Alfred Baker Lewis of Cambridge, Socialist.	Fred E. Oelcher of Peabody, Socialist Labor Party.	All Others.	Blanks.	Total Ballots.
BARNSTABLE	10257	4344	-	51	62	27	-	1018	15803
BERKSHIRE	22769	23165	171	187	430	135	-	2898	49755
Bristol	55924	72689	1277	410	873	439	1	8727	140340
Lukes County	1485	781	21	15	12	7	-	358	2679
Essex	96634	106095	1211	1424	1456	937	-	11980	219739
FRANKLIN	12772	6660	49	82	134	33	-	980	20710
HAMPDEN	56377	65794	558	502	1094	506	-	6829	131660
HAMPSHIRE	13362	13048	89	108	307	68	-	1492	28474
MIDDLESEX	192780	201806	1493	900	1880	670	16	15279	414824
NANTUCKET	852	383	8	8	5	3	-	243	1502
NORFOLK	79537	59100	430	311	654	203	1	4620	144856
PLYMOUTH	40675	29787	334	224	349	124	-	3098	74591
SUFFOLK	92622	236349	2469	790	2292	818	-	19586	348926
WORCESTER	90198	97771	772	1956	1256	426	-	9377	201756
TOTALS	766244	911772	8926	6968	10804	4396	20	86485	1795615

District 1.	Owen Johnson of Stockbridge. Democratic.	Allen T. Treadway of Stockbridge. Republican.	All Others.	Blanks.	Total Ballots.
Adams . . . . .	2492	2128		121	4741
Alford . . . . .	26	60		2	88
Ashfield . . . . .	39	286		11	336
Athol . . . . .	1177	3028		148	4353
Becket . . . . .	69	191		12	272
Belchertown . . . . .	331	601		38	970
Bernardston . . . . .	50	335		34	419
Blandford . . . . .	20	177		2	199
Buckland . . . . .	109	513		17	639
Charlemont . . . . .	55	318		14	387
Cheshire . . . . .	285	356		20	661
Chester . . . . .	156	336		18	510
Chesterfield . . . . .	38	161		2	201
Clarksburg . . . . .	178	336		23	537
Colrain . . . . .	145	434		16	595
Conway . . . . .	58	304		11	373
Cummington . . . . .	68	226		5	299
Dalton . . . . .	705	1262		49	2016
Deerfield . . . . .	406	761		31	1198
Egremont . . . . .	56	219		5	280
Erving . . . . .	209	293		18	520
Florida . . . . .	27	131		5	163
Gill . . . . .	65	299		4	368
Goshen . . . . .	11	111		1	123
Granville . . . . .	50	218		10	278
Great Barrington . . . . .	1085	1404		44	2533
Greenfield . . . . .	2455	4228		153	6836
Hancock . . . . .	49	121		5	175
Hawley . . . . .	10	71		1	82
Heath . . . . .	22	79		6	107
Hinsdale . . . . .	247	251		12	510
HOLYOKE . . . . .	11148	12475	1	582	24206
Huntington . . . . .	252	354		18	624
Lanesborough . . . . .	169	416		21	606
Lec . . . . .	751	948		75	1774
Lenox . . . . .	527	686		23	1236
Leverett . . . . .	24	166		10	200
Leyden . . . . .	19	79		4	102
Middlefield . . . . .	34	55		2	91
Monroe . . . . .	19	54		6	79
Montague . . . . .	1564	1401		74	3039
Monterey . . . . .	44	96		1	141
Montgomery . . . . .	11	63		1	75
Mount Washington . . . . .	26	8		-	34
New Ashford . . . . .	19	29		1	49
New Marlborough . . . . .	109	244		11	364
New Salem . . . . .	44	142		4	190
NORTH ADAMS . . . . .	3432	4511		289	8232
Northfield . . . . .	134	626		10	770
Orange . . . . .	462	1843		58	2363
Otis . . . . .	47	118		4	169
Pelham . . . . .	31	154		4	189
Peru . . . . .	24	36		1	61
PITTSFIELD . . . . .	9614	10515		392	20521
Plainfield . . . . .	7	113		1	121
Richmond . . . . .	73	170		5	248
Rowe . . . . .	26	81		7	114
Royalston . . . . .	76	197		17	290
Russell . . . . .	176	333		8	517
Sandisfield . . . . .	74	71		2	147
Savoy . . . . .	42	80		3	125
Sheffield . . . . .	159	484		21	664
Shelburne . . . . .	85	729		11	825
Shutesbury . . . . .	22	61		5	88
Southampton . . . . .	97	284		13	394
Southwick . . . . .	123	366		13	502
Stockbridge . . . . .	211	587		5	803
Sunderland . . . . .	105	248		14	367
Tolland . . . . .	14	49		1	64
Tyringham . . . . .	26	77		-	103
Warwick . . . . .	31	154		6	191
Washington . . . . .	34	71		8	113
Wendell . . . . .	70	46		12	128
West Stockbridge . . . . .	195	271		10	476
WESTFIELD . . . . .	3495	3756		170	7421
Westhampton . . . . .	17	124		2	143
Whately . . . . .	139	237		18	394
Williamsburg . . . . .	276	579		31	886
Williamstown . . . . .	532	1207		41	1780
Windsor . . . . .	33	92		4	129
Worthington . . . . .	62	162		8	232
Totals . . . . .	45397	64886	1	2865	113149

District 2.		Charles R. Clason of Springfield, Republican.	James F. Egan of Springfield, Dem- ocratic.	All Others.	Blanks.	Total Ballots.
Agawam . . . . .		1694	967	—	61	2722
Amherst . . . . .		2116	643	—	66	2825
CHICOPEE . . . . .		8195	7463	—	828	16486
East Longmeadow . . . . .		1013	345	—	15	1373
Easthampton . . . . .		2207	1458	—	191	3856
Granby . . . . .		312	95	—	9	416
Hadley . . . . .		436	268	—	16	720
Hampden . . . . .		346	96	—	20	462
Hatfield . . . . .		373	341	—	36	750
Longmeadow . . . . .		2215	330	—	24	2569
Ludlow . . . . .		1398	1129	—	41	2568
NORTHAMPTON . . . . .		5468	3831	—	399	9698
South Hadley . . . . .		1904	1131	—	90	3125
SPRINGFIELD . . . . .		35521	20929	—	1276	57726
West Springfield . . . . .		4202	2489	—	131	6822
Wilbraham . . . . .		706	420	—	35	1161
Totals . . . . .		68106	41935	—	3238	113279

District 3.		Joseph E. Casey of Clinton, Demo- cratic.	J. Walton Tuttle of Frammingham, Re- publican.	All Others.	Blanks.	Total Ballots.
Ashburnham . . . . .		380	471	—	62	913
Ashby . . . . .		95	268	—	9	372
Barre . . . . .		623	645	—	60	1328
Berlin . . . . .		123	347	—	4	474
Bolton . . . . .		105	220	—	5	330
Boxborough . . . . .		55	107	—	2	164
Brimfield . . . . .		124	248	—	15	387
Brookfield . . . . .		188	374	—	14	576
Charlton . . . . .		294	525	—	21	840
Clinton . . . . .		3779	2144	1	97	6021
Dudley . . . . .		1047	550	—	58	1655
East Brookfield . . . . .		166	191	—	7	364
FITCHBURG . . . . .		9494	6762	—	538	16794
Frammingham . . . . .		4002	5403	—	290	9695
GARDNER . . . . .		4006	3012	—	318	7336
Hardwick . . . . .		472	356	—	20	848
Harvard . . . . .		128	378	—	14	520
Holland . . . . .		49	49	—	1	99
Hubbardston . . . . .		126	207	—	7	340
Hudson . . . . .		1843	1459	—	67	3369
Lancaster . . . . .		327	754	—	39	1120
Leicester . . . . .		1032	862	—	48	1942
LEOMINSTER . . . . .		4199	4128	—	244	8517
Lunenburg . . . . .		341	555	—	17	913
MARLBOROUGH . . . . .		3895	3424	—	267	7586
Maynard . . . . .		1609	1220	—	116	2945
Monson . . . . .		654	963	—	91	1708
New Braintree . . . . .		55	75	—	2	132
North Brookfield . . . . .		522	563	—	48	1133
Oakham . . . . .		41	137	—	2	180
Oxford . . . . .		796	845	—	53	1694
Palmer . . . . .		1748	1701	—	170	3619
Paxton . . . . .		87	246	—	10	343
Pepperell . . . . .		432	907	—	61	1400
Petersham . . . . .		65	299	—	13	377
Phillipston . . . . .		65	97	—	4	166
Princeton . . . . .		87	232	—	7	326
Rutland . . . . .		316	354	—	14	684
Shirley . . . . .		418	421	—	27	866
Southbridge . . . . .		3923	1745	—	266	5934
Spencer . . . . .		1420	1348	—	127	2895
Sterling . . . . .		239	533	—	19	791
Stow . . . . .		97	413	—	10	520
Sturbridge . . . . .		262	342	—	31	635
Sudbury . . . . .		137	651	—	27	815
Templeton . . . . .		625	827	—	36	1488
Townsend . . . . .		221	693	—	31	945
Wales . . . . .		62	117	—	6	185
Ware . . . . .		1772	928	—	111	2811
Warren . . . . .		674	681	—	53	1408

District 3 — Con.		Joseph E. Casey of Clinton, Democratic.	J. Walton Tuttle of Framingham, Republican.	All Others.	Blanks.	Total Ballots.
Wayland . . . . .		450	1099		50	1599
Webster . . . . .		5482	1792		183	5457
West Brookfield . . . . .		186	381		25	592
Westminster . . . . .		233	338		11	582
Winchendon . . . . .		1029	1170		76	2275
Totals . . . . .		58600	54557	1	3904	117062

District 4.		John C. Holmes of Worcester, Republican.	Edward A. Ryan of Worcester, Democratic.	All Others.	Blanks.	Total Ballots.
Ashland . . . . .		819	439		84	1342
Auburn . . . . .		1708	850		66	2624
Boylston . . . . .		413	99		11	523
Douglas . . . . .		628	314		27	969
Grafton . . . . .		1405	1271		109	2785
Holden . . . . .		1320	440		22	1782
Hopedale . . . . .		1205	265		27	1497
Hopkinton . . . . .		708	514		42	1264
Mendon . . . . .		398	138		28	564
Milford . . . . .		2404	3304		464	6172
Millbury . . . . .		1373	1457		84	2914
Millville . . . . .		260	544		32	836
Northborough . . . . .		770	271		38	1079
Northbridge . . . . .		2118	2127		127	4372
Shrewsbury . . . . .		1951	960		68	2979
Southborough . . . . .		645	266		42	953
Sutton . . . . .		606	430		28	1064
Upton . . . . .		751	237	1	53	1042
Uxbridge . . . . .		1106	1584		79	2769
Westborough . . . . .		1625	645		68	2338
West Boylston . . . . .		721	158		17	896
WORCESTER . . . . .		39940	36953		2158	79051
Totals . . . . .		62874	53266	1	3674	119815

District 5.		Francis J. Roane of Lowell, Democratic.	Edith Nourse Rogers of Lowell, Republican.	All Others.	Blanks.	Total Ballots.
Acton . . . . .		144	1186		38	1368
Arlington . . . . .		4884	12719		419	18022
Ayer . . . . .		322	896		58	1276
Bedford . . . . .		162	787		58	1007
Belmont . . . . .		2980	9310		293	12583
Billerica . . . . .		634	2353		81	3068
Burlington . . . . .		262	674		42	978
CAMBRIDGE:						
Ward II . . . . .		2571	1894		299	4764
Carlisle . . . . .		22	300		14	336
Chelmsford . . . . .		444	2851		84	3379
Concord . . . . .		643	2623		74	3340
Dracut . . . . .		505	2012		87	2604
Dunstable . . . . .		27	165		6	198
Groton . . . . .		231	1043		66	1340
Lexington . . . . .		866	4123		115	5104
Littleton . . . . .		58	662		26	746
LOWELL . . . . .		11699	28261		1375	41335
MELROSE . . . . .		1605	10693		267	12565
Reading . . . . .		660	4417		87	5164
Stonham . . . . .		1004	3661		139	4804
Tewksbury . . . . .		281	992		35	1308
Tyngsborough . . . . .		106	533		23	662
Westford . . . . .		339	1028	1	38	1406
Wilmington . . . . .		335	1326		52	1713
Winchester . . . . .		1271	5238		169	6678
WOBURN . . . . .		3268	5165		339	8772
Totals . . . . .		35323	104912	1	4284	144520

## Representatives in the 76th Congress — Continued.

District 6.		George J. Bates of Salem, Republican.	James D. Burns of Salem, Democratic.	All Others.	Blanks.	Total Ballots.
Amesbury		3094	1373		233	4700
BEVERLY		9201	2077		410	11688
Boxford		322	27		4	353
Danvers		3980	1056		159	5195
Essex		672	95		40	807
Georgetown		737	117		145	999
GLOUCESTER		6553	1777		418	8748
Groveland		793	262		50	1105
Hamilton		900	167		59	1126
HAVERHILL		12261	6788		854	19903
Ipswich		1929	537		125	2591
Manchester		1094	194		32	1320
Marblehead		4873	760		115	5748
Merrimac		920	245		54	1219
Methuen		6122	3061		598	9781
Middleton		598	133		25	756
Newbury		690	62		31	783
NEWBURYPORT		4446	1593		504	6543
North Andover		2632	1080		153	3865
Rockport		1484	295		127	1906
Rowley		612	90		36	738
SALEM:						
Wards 1, 2, 3, 5, 6		11404	4920		563	16887
Salisbury		875	228		121	1224
Swampscott		4502	870		134	5506
Topfield		518	33		20	571
Wenham		618	40		11	669
West Newbury		604	87		26	717
Totals		82434	27967		5047	115448

District 7.		Lawrence J. Connerly of Lynn, Democratic.	George W. Eastman of Lynn, Republican.	All Others.	Blanks.	Total Ballots.
Andover		1853	3441		127	5424
LAWRENCE		26769	7607		1469	35845
LYNN		26236	15238	51	884	42400
Lynnfield		366	846	5	42	1259
Nahant		498	508	3	39	1048
North Reading		455	697	3	51	1203
PEABODY		5881	2697		545	9123
REVERE		10306	3713		854	14873
SALEM:						
Ward 4		1856	599		122	2577
Saugus		2646	3763		195	6606
Wakefield		2981	4177		298	7463
Winthrop		3771	4247		301	8319
Totals		83618	47533	71	4927	136149

District 8.		Rufus H. Bond of Medford, Republican.	Arthur D. Healey of Somerville, Democratic.	All Others.	Blanks.	Total Ballots.
CAMBRIDGE						
Wards 2, 3		1502	5444		477	7423
EVERETT		8564	9164		740	18468
MALDEN		10886	11213		858	22957
MEDFORD		14113	11962		890	26965
SOMERVILLE		15646	24369		1352	41369
Totals		50711	62152	2	4317	117182



District 9.		Thomas H. Eliot of Cambridge, Dem- ocratic.	Robert Luce of Waltham, Re- publican.	All Others.	Blanks.	Total Ballots.
BOSTON:						
Ward 22	.	10185	3518	-	499	14202
Brookline	.	9864	12697	-	858	23419
CAMBRIDGE:						
Wards 4, 5, 6, 7, 8, 9, 10	.	16962	11667	-	1153	29782
Lincoln	.	268	565	-	16	849
NEWTON	.	12017	20449	-	820	33286
WALTHAM	.	8686	8079	-	488	17253
WATERTOWN	.	7880	7051	-	393	15324
Wellesley	.	1901	4632	-	140	6673
Weston	.	495	1401	-	38	1934
Totals	.	68258	70059	-	4405	142722

District 10.		Marlin J. Kelly of Boston, Democ- ratic.	George Holden Finkham of Bos- ton, Republican.	All Others.	Blanks.	Total Ballots.
BOSTON:						
Wards 4, 5, 9, 10, 11, 12, 19, 20, 21	.	43093	78052	-	4874	126019

District 11.		Thomas A. Flaherty of Boston, Dem- ocratic.	All Others.	Blanks.	Total Ballots.
BOSTON:					
Wards 1, 2, 3; Ward 8, Precincts 1, 2, 3, 4, 5, 6, 7, 8, 9	.	43056	11	9509	52576
CAMBRIDGE:					
Ward 1	.	3614	-	704	4318
CHELSEA	.	10269	-	3643	13912
Totals	.	56939	11	13856	70806

District 12.		Henry J. Allen of Boston, Repub- lican.	John W. McCor- mack of Boston, Democratic.	All Others.	Blanks.	Total Ballots.
BOSTON:						
Wards 6, 7; Ward 8, Precincts 10, 11, 12, 13, 14, Wards 13, 14, 15, 16, 17, 18	.	25678	86618	1	6728	119025

District 13.		Andrew T. Clancy of Brockton, Democratic.	Richard B. Wigges- worth of Milton, Republican.	All Others.	Blanks.	Total Ballots.
Avon	.	324	720	-	40	1084
Braintree	.	1718	6223	-	272	8213
BROCKTON	.	10779	17234	-	1070	29083
Canton	.	1227	1595	-	112	2934
Dedham	.	2114	4742	-	298	7154
Dover	.	125	555	-	24	704
Holbrook	.	334	1266	-	58	1668
Milton	.	2257	7342	-	253	9852

District 13 — Con.		Andrew T. Clancy of Brockton, Democratic.	Richard B. Wiggles- worth of Milton, Republican.	All Others.	Blanks.	Total Ballots.
Natick . . . . .		2480	4082		309	6871
Needham . . . . .		885	4911		188	5984
Notwood . . . . .		2978	3386		258	6622
QUINCY . . . . .		9003	22247		1183	32433
Randolph . . . . .		1241	2104		114	3459
Stoughton . . . . .		1428	2102		108	3638
Westwood . . . . .		254	1243		39	1536
Weymouth . . . . .		2792	6637		319	9748
Totals . . . . .		39939	86389		4655	130983

District 14.		Lawrence J. Bresnan of Medway, Democratic.	Joseph William Marrin, Jr., of North Attleboro, Republican.	Montimer A. Sulli- van of Fall River, Progressive La- bor Party.	All Others.	Blanks.	Total Ballots.
ATTLEBORO . . . . .		2166	6419	54	1	136	8776
Bellingham . . . . .		741	499	3		24	1267
Berkley . . . . .		146	280	1		16	443
Blackstone . . . . .		1357	490	13		67	1927
Dighton . . . . .		201	867	7		18	1093
Easton . . . . .		682	1863	7		82	2634
FALL RIVER . . . . .		22001	19053	534		1545	43133
Foxborough . . . . .		571	1635	9		43	2268
Franklin . . . . .		1379	1683	9		54	3125
Freetown . . . . .		158	487	1		25	670
Holliston . . . . .		394	1044	5		48	1491
Mansfield . . . . .		741	2032	13		83	2869
Medfield . . . . .		387	737	2		30	1156
Medway . . . . .		755	710	4		24	1493
Millis . . . . .		370	628	5		29	1032
Norfolk . . . . .		214	445	1		18	677
North Attleborough . . . . .		824	3659	14		84	4581
Norton . . . . .		295	873	7		30	1205
Plainville . . . . .		74	656	7		13	750
Raynham . . . . .		205	643	5		40	893
Rehoboth . . . . .		197	820	9		11	1037
Seekonk . . . . .		373	1196	9		39	1617
Sharon . . . . .		468	1500	15		57	1840
Sherborn . . . . .		109	347	1		17	474
Somerset . . . . .		813	1411	19		44	2287
Swansea . . . . .		474	1265	11		27	1777
TAUNTON . . . . .		5991	8443	69		494	14997
Walpole . . . . .		1152	1929	21		116	3218
Westport . . . . .		393	1264	26		77	1760
Wrentham . . . . .		235	930	5		23	1193
Totals . . . . .		43876	63608	884	1	3314	111683

District 15.		John D. W. Bodfish of Barnstable, Democratic.	Charles L. Gifford of Barnstable, Republican.	All Others.	Blanks.	Total Ballots.
Abington . . . . .		992	1621		153	2766
Acushnet . . . . .		738	586		70	1394
Barnstable . . . . .		988	2540		62	3590
Bourne . . . . .		382	845		70	1297
Brewster . . . . .		81	332		9	422
Bridgewater . . . . .		1027	1554		124	2705
Carver . . . . .		105	302		11	418
Chatham . . . . .		146	806		39	991
Chilmark . . . . .		10	113		8	131
Cohasset . . . . .		561	1063		92	1716
Dartmouth . . . . .		1029	1819		122	2970
Dennis . . . . .		205	780		28	1013
Duxbury . . . . .		198	877		34	1109
East Bridgewater . . . . .		498	1043		95	1636
Eastham . . . . .		40	261		10	311

District 15 — Con.		John D. W. Bodfish of Barnstable, Democratic.	Charles L. Gifford of Barnstable, Republican.	All Others.	Blanks.	Total Ballots.
Edgartown . . . . .	94	492			67	653
Fairhaven . . . . .	1571	2662			203	4436
Falmouth . . . . .	678	1348			89	2215
Gay Head . . . . .	14	43			17	74
Gosnold . . . . .	14	41			—	55
Halifax . . . . .	95	287			12	394
Hanover . . . . .	203	942			56	1201
Hanson . . . . .	261	708			43	1012
Harwich . . . . .	174	860			33	1067
Hingham . . . . .	922	2493			167	3582
Hull . . . . .	455	779			102	1336
Kingston . . . . .	375	751			61	1187
Lakeville . . . . .	130	506			31	667
Marion . . . . .	199	576			41	816
Marshfield . . . . .	184	1040			37	1261
Mashpee . . . . .	88	79			7	174
Mattapoisett . . . . .	147	510			18	675
Middleborough . . . . .	1198	2343	1		189	3731
Nantucket . . . . .	265	1041			196	1502
NEW BEDFORD . . . . .	22560	17267	1		1940	41768
Norwell . . . . .	151	691			41	883
Oak Bluffs . . . . .	151	508			115	774
Orleans . . . . .	93	665			18	776
Pembroke . . . . .	138	562			23	723
Plymouth . . . . .	1838	2873			377	5088
Plympton . . . . .	57	177			12	246
Provincetown . . . . .	713	620			146	1479
Rochester . . . . .	82	309			9	400
Rockland . . . . .	1886	1953			237	4076
Sandwich . . . . .	251	443			33	727
Scituate . . . . .	715	1388			82	2185
Tisbury . . . . .	188	540			59	787
Truro . . . . .	88	189			14	291
Wareham . . . . .	781	1395			89	2265
Wellfleet . . . . .	104	328			29	461
West Bridgewater . . . . .	339	889			45	1273
West Tisbury . . . . .	21	105			5	131
Whitman . . . . .	1425	2258			191	3874
Yarmouth . . . . .	219	751			19	989
Totals . . . . .	45867	66054	2		5780	117703

Councillors.

District 1.		Edgar S. Lindsay of Brockton, Re- publican.	Philip J. Russell, Sr., of Fall River, Democratic.	Lester M. Shulman of New Bedford, Socialist.	All Others.	Blanks.	Total Ballots.
Acushnet . . . . .	594	604	43			93	1394
ATTLEBORO . . . . .	5486	2638	85			567	8776
Barnstable . . . . .	2594	688	31			277	3590
Berkley . . . . .	265	142	1			35	443
Bourne . . . . .	871	285	8			133	1297
Brewster . . . . .	331	55	2			34	422
Bridgewater . . . . .	1643	907	14			141	2705
BROCKTON . . . . .	16546	10599	361			1577	29083
Carver . . . . .	332	62	3			21	418
Chatham . . . . .	825	75	5			86	991
Chilmark . . . . .	106	8	—			17	131
Dartmouth . . . . .	1749	1008	59			154	2970
Dennis . . . . .	804	104	7			98	1013
Dighton . . . . .	817	208	3			65	1093
Duxbury . . . . .	905	145	2			57	1109
East Bridgewater . . . . .	1123	393	16			104	1636
Eastham . . . . .	260	22	1			28	311
Easton . . . . .	1868	642	11			113	2634
Edgartown . . . . .	443	103	5			102	653
Fairhaven . . . . .	2540	1464	100			332	4436
FALL RIVER . . . . .	13235	26779	304			2815	43133
Falmouth . . . . .	1440	572	12			191	2215
Freetown . . . . .	457	158	—			55	670
Gay Head . . . . .	30	12	—			126	148

## Councillors — Continued.

District 1 — Con.		Edgar S. Lindsay of Brockton, Re- publican.	Philip J. Russell, Sr., of Fall River, Democratic.	Lester M. Shul- man of New Bed- ford, Socialist.	All Others.	Blanks.	Total Ballots.
Gosnold . . . . .		39	16	1	—	—	55
Halifax . . . . .		295	76	6	—	17	394
Hanson . . . . .		736	216	4	—	56	1012
Harwich . . . . .		864	108	7	—	88	1067
Kingston . . . . .		761	319	6	—	101	1187
Lakeville . . . . .		517	108	5	—	37	667
Mansfield . . . . .		1840	819	19	—	191	2869
Marion . . . . .		574	176	2	—	64	816
Mashpee . . . . .		74	85	1	—	14	174
Mattapoisett . . . . .		496	137	9	—	33	675
Middleborough . . . . .		2396	1028	19	—	288	3731
Nantucket . . . . .		911	250	14	—	327	1502
NEW BEDFORD . . . . .		16580	21036	1437	—	2715	41768
North Attleborough . . . . .		2664	1309	18	—	590	4581
Norton . . . . .		812	316	4	—	73	1205
Oak Bluffs . . . . .		477	131	8	—	158	774
Orleans . . . . .		660	64	5	—	47	776
Pembroke . . . . .		574	104	7	—	38	723
Plymouth . . . . .		2809	1566	37	—	676	5088
Plympton . . . . .		186	41	1	—	18	246
Provincetown . . . . .		580	618	21	—	260	1479
Raynham . . . . .		597	215	2	—	79	893
Rehoboth . . . . .		792	203	7	—	35	1037
Rochester . . . . .		318	58	2	—	22	400
Sandwich . . . . .		421	218	12	—	76	727
Seekonk . . . . .		1118	423	6	—	70	1617
Somerset . . . . .		1115	1037	17	—	118	2287
Swansea . . . . .		1095	611	7	—	64	1777
TAUNTON . . . . .		6585	6880	104	—	1428	14997
Tisbury . . . . .		536	141	6	—	104	787
Truro . . . . .		184	68	4	—	35	291
Wareham . . . . .		1441	624	13	—	187	2265
Wellfleet . . . . .		328	66	3	—	64	461
West Bridgewater . . . . .		943	258	9	—	63	1273
West Tisbury . . . . .		98	14	1	—	18	131
Westport . . . . .		1071	525	13	—	151	1760
Whitman . . . . .		2503	1128	24	—	219	3874
Yarmouth . . . . .		808	100	1	—	80	989
Totals . . . . .		110062	88825	2934	—	15815	217626

District 2.		Saul Friedman of Boston, Socialist.	Clayton L. Havey of Boston, Re- publican.	John J. Sawtelle of Boston, Demo- cratic.	All Others.	Blanks.	Total Ballots.
Abington . . . . .		23	1641	898	—	204	2766
Ashland . . . . .		12	798	395	—	137	1342
Avon . . . . .		7	638	357	—	82	1084
Boston: Wards 12, 14, 17, 18, 19, 20 . . . . .		4096	35235	52415	1	7289	99036
Braintree . . . . .		56	5499	2161	—	497	8213
Canton . . . . .		16	1340	1432	—	146	2934
Cohasset . . . . .		10	1088	480	—	138	1716
Dedham . . . . .		49	4110	2630	—	365	7154
Dover . . . . .		5	534	126	—	39	704
Foxborough . . . . .		11	1536	588	—	133	2268
Hanover . . . . .		5	944	180	—	72	1201
Hingham . . . . .		24	2426	917	—	215	3582
Holbrook . . . . .		8	1151	372	—	137	1668
Holliston . . . . .		8	1045	336	—	102	1491
Hopkinton . . . . .		9	670	498	—	87	1264
Hull . . . . .		10	675	525	—	126	1336
Marshfield . . . . .		10	1021	167	—	63	1261
Medfield . . . . .		4	746	346	—	60	1156
Medway . . . . .		23	776	583	—	111	1493
Millis . . . . .		9	567	378	—	78	1032
Milton . . . . .		47	6163	3154	—	488	9852
Natick . . . . .		49	3519	2731	—	572	6871
Needham . . . . .		30	4732	934	—	288	5984
Norfolk . . . . .		7	435	188	—	47	677
Norwell . . . . .		7	708	105	—	63	883
Norwood . . . . .		61	2915	3276	—	370	6622
QUINCY . . . . .		449	18422	11782	—	1780	32433

Councillors — Continued.

District 2 — Con.		Saul Friedman of Boston, Socialist.	Clayton L. Hayey of Boston, Republican.	John J. Sawtelle of Boston, Democratic.	All Others.	Blanks.	Total Ballots.
Randolph	.	28	1748	1480		203	3459
Rockland	.	84	1879	1780		333	4076
Scituate	.	14	1498	510		163	2185
Sharon	.	31	1297	445		67	1840
Sherborn	.	3	360	72		39	474
Stoughton	.	37	1847	1605		149	3638
Walpole	.	24	1840	1141		213	3218
Wellesley	.	36	5194	1138		305	6673
Westwood	.	12	1187	285		52	1536
Weymouth	.	80	5849	3167		652	9748
Totals	.	5394	122033	99577	1	15865	242870

District 3.		Frank A. Brooks of Concord, Republican.	George L. Paine of Cambridge, Socialist.	Francis J. Roelle of Cambridge, Democratic.	All Others.	Blanks.	Total Ballots.
Acton	.	1115	19	169		65	1368
Belmont	.	8458	95	3565		465	12583
BOSTON:							
Wards 4, 5, 21, 22	.	27804	946	23724		4122	56596
Boxborough	.	122	-	31		11	164
Brookline	.	14612	339	6976		1492	23419
CAMBRIDGE	.	10619	1264	25459		2938	46280
Concord	.	2474	19	736		111	3340
Frammingham	.	5164	42	3885		604	9695
Hudson	.	1655	25	1534		155	3369
Lincoln	.	658	11	147		33	849
MARLBOROUGH	.	3328	57	3630		571	7586
Maynard	.	1339	63	1348		195	2945
NEWTON	.	22659	251	8962		1412	33284
Stow	.	450	-	51		19	520
Sudbury	.	677	5	94		39	815
WALTHAM	.	8720	102	7479		954	17255
Watertown	.	7763	205	6802		553	15323
Wayland	.	1077	18	419		85	1599
Weston	.	1565	12	310		47	1934
Totals	.	126259	3475	95321		13871	238924

District 4.		Frank E. Bryant of Boston, Republican.	Daniel H. Coakley of Boston, Democratic.	All Others.	Blanks.	Total Ballots.
BOSTON:						
Wards 1, 2, 3, 6, 7, 8, 9, 10, 11, 13, 15, 16	.	43456	96337	5	16392	156190
CHELSEA	.	4020	7679		2213	13912
REVERE	.	5875	7349		1649	14873
Saugus	.	4606	1516		484	6606
Winthrop	.	5449	2268		602	8319
Totals	.	63406	115149	5	21340	199900

District 5.		John T. Coan of Swampscott, Democrat.	Bayard Tuckerman, Jr., of Hamilton, Republican.	All Others.	Blanks.	Total Ballots.
Amesbury		1708	2603		389	4700
Andover		1479	3673		272	5424
BEVERLY		2830	8152		706	11688
Boxford		35	310		8	353
Danvers		1411	3534		250	5195
Essex		114	633		40	807
Georgetown		138	789		72	999
GLOUCESTER		2535	5545		668	8748
Groveland		290	748		67	1105
Hamilton		186	908		32	1126
HAVERHILL		7850	10882		1171	19903
Ipswich		584	1865		142	2591
LAWRENCE		23767	95999		2479	35845
LYNN		23188	17475		1746	42409
Lynnfield		254	949		56	1259
Manchester		220	1051		49	1320
Marblehead		1172	4391		185	5748
Merrimac		266	879		74	1219
Methuen		3505	5616		660	9781
Middleton		181	548		27	756
Nahant		403	602		43	1048
Newbury		77	661		45	783
NEWBURYPORT		1992	3819		732	6543
North Andover		1414	2292		159	3865
PEABODY		5106	3279		738	9123
Rockport		373	1335		198	1906
Rowley		106	583		49	738
SALEM		8867	9306		1291	19464
Salisbury		335	762		127	1224
Swampscott		1726	3668		112	5506
Topsfield		46	503		23	571
Wenham		39	610		20	669
West Newbury		95	582		40	717
Totals		92292	108172		12669	213133

District 6.		Eugene A. F. Burt- nett of Somer- ville, Republican.	Edward A. Rose of Somerville, Dem- ocratic.	All Others.	Blanks.	Total Ballots.
Arlington		10526	6739		757	18022
Ashby		290	57		25	372
Ayer		693	469		114	1276
Bedford		656	283		68	1007
Billerica		1561	1343		164	3068
Burlington		517	374		85	978
Carlisle		272	42		22	336
Chelmsford		2230	937		212	3379
Dracut		1499	902		203	2604
Dunstable		144	26		28	198
EVERTT		8546	8483		1529	18468
Groton		873	333		134	1340
Lexington		3525	1321		258	5104
Littleton		604	99		43	746
LOWELL		16382	22598		2355	41335
MALDEN		11335	10013		1609	22957
MEDFORD		13488	11501		1976	26965
MELROSE		9533	2507		525	12565
North Reading		744	368		91	1203
Pepperell		860	426		105	1400
Reading		3840	1112		212	5164
Shirley		434	371		61	866
SOMERVILLE		18785	20157		2427	41369
Stoneham		2936	1603		264	4804
Tewksbury		755	483		70	1308
Townsend		719	182		64	945
Tyngsborough		426	188		48	662
Wakefield		4315	2587		361	7463
Westford		749	540		117	1406
Wilmington		1022	578		113	1713
Winchester		4609	1748		321	6678
WOBURN		3308	4864		600	8772
Totals		126095	103214		15161	214473

## Councillors — Continued.

District 7.	William A. Ahearn of Worcester, Socialist.	James J. Marshall of Worcester, Democratic.	George E. Nelson of Worcester, Republican.	All Others.	Blanks.	Total Ballots.
Ashburnham . . . . .	11	301	503	—	98	913
Athol . . . . .	50	1158	2896	—	249	4353
Auburn . . . . .	29	806	1665	—	124	2624
Barre . . . . .	10	461	709	—	148	1328
Bellingham . . . . .	8	705	491	—	63	1267
Berlin . . . . .	1	62	400	—	11	474
Blackstone . . . . .	15	1455	356	—	101	1927
Bolton . . . . .	1	35	277	—	17	330
Boylston . . . . .	2	98	407	—	16	523
Brimfield . . . . .	3	113	244	—	27	387
Brookfield . . . . .	2	177	369	—	28	576
Charlton . . . . .	9	257	539	—	35	840
Clinton . . . . .	67	3248	2375	1	350	6021
Douglas . . . . .	5	303	619	—	42	969
Dudley . . . . .	20	920	582	—	133	1655
East Brookfield . . . . .	4	159	187	—	14	364
FITCHBURG . . . . .	266	8423	7107	—	998	16794
Franklin . . . . .	18	1458	1417	—	232	3125
GARDNER . . . . .	160	3034	3310	—	832	7336
Grafton . . . . .	12	1218	1353	—	202	2785
Hampden . . . . .	7	95	317	—	43	462
Hardwick . . . . .	10	383	396	—	59	848
Harvard . . . . .	2	86	400	—	32	520
Holden . . . . .	16	444	1267	—	55	1782
Holland . . . . .	2	41	54	—	4	99
Hopedale . . . . .	2	249	1197	—	49	1497
Hubbardston . . . . .	10	71	237	—	22	340
Lancaster . . . . .	4	211	830	—	75	1120
Leicester . . . . .	19	963	886	—	74	1942
LEOMINSTER . . . . .	102	3850	4013	—	606	8571
Ludlow . . . . .	51	1358	1044	—	115	2568
Lunenburg . . . . .	10	239	608	—	56	913
Mendon . . . . .	2	132	390	—	40	564
Milford . . . . .	118	3132	1346	—	635	6172
Millbury . . . . .	22	1412	1346	—	134	2914
Millville . . . . .	4	558	221	—	53	836
Monson . . . . .	18	594	934	—	162	1708
New Braintree . . . . .	2	37	84	—	9	132
North Brookfield . . . . .	6	478	578	—	71	1133
Northborough . . . . .	5	267	743	—	64	1079
Northbridge . . . . .	26	2061	2100	—	185	4372
Oakham . . . . .	1	36	132	—	11	180
Oxford . . . . .	15	855	752	—	72	1694
Palmer . . . . .	45	1618	1580	—	376	3619
Paxton . . . . .	1	72	254	—	16	343
Petersham . . . . .	3	46	306	—	22	377
Phillipston . . . . .	1	44	106	—	15	166
Plainville . . . . .	10	96	581	—	63	750
Princeton . . . . .	6	51	254	—	15	326
Royalston . . . . .	—	78	195	—	17	290
Rutland . . . . .	8	222	421	—	33	684
Shrewsbury . . . . .	32	959	1885	—	103	2979
Southborough . . . . .	6	263	630	—	54	953
Southbridge . . . . .	74	3618	1764	—	478	5934
Spencer . . . . .	36	1311	1278	—	270	2895
Sterling . . . . .	5	137	613	—	36	791
Sturbridge . . . . .	9	241	326	—	59	635
Sutton . . . . .	9	434	574	—	47	1064
Templeton . . . . .	16	496	864	—	112	1488
Upton . . . . .	5	236	733	—	68	1042
Uxbridge . . . . .	14	1619	1015	—	121	2769
Wales . . . . .	4	47	118	—	16	185
Warren . . . . .	10	613	661	—	124	1408
Webster . . . . .	94	3039	1909	—	415	5457
West Boylston . . . . .	9	158	701	—	28	896
West Brookfield . . . . .	5	132	407	—	48	592
Westborough . . . . .	6	652	1561	—	119	2338
Westminster . . . . .	13	161	371	—	37	582
Wilbraham . . . . .	22	446	627	—	66	1161
Winchendon . . . . .	25	892	1185	—	173	2275
WORCESTER . . . . .	1326	38072	36562	—	3091	79051
Wrentham . . . . .	6	284	825	—	78	1193
Totals . . . . .	2945	97980	104928	1	12426	218280

## Councillors — Continued.

District 8.	Arthur A. Hastings of Springfield, Republican.	Frank Hurley of Holyoke, Demo- cratic.	Walter S. Hutchings of Greenfield, So- cialist.	All Others.	Blanks.	Total Ballots.
Adams . . . . .	1823	2415	92	—	411	4741
Agawam . . . . .	1549	992	33	—	148	2722
Alford . . . . .	56	24	—	—	8	88
Amherst . . . . .	2042	635	43	—	105	2825
Ashfield . . . . .	281	16	3	—	36	336
Becket . . . . .	187	57	1	—	27	272
Belchertown . . . . .	574	322	9	—	65	970
Bernardston . . . . .	319	49	4	—	47	419
Blandford . . . . .	168	22	1	—	8	199
Buckland . . . . .	481	99	13	—	46	639
Charlemont . . . . .	287	62	2	—	36	387
Cheshire . . . . .	322	279	5	—	55	661
Chester . . . . .	320	133	15	—	42	510
Chesterfield . . . . .	167	18	4	—	12	201
CHICOPEE . . . . .	6320	8295	317	—	1554	16486
Clarksburg . . . . .	292	170	16	—	59	537
Colrain . . . . .	414	135	4	—	42	595
Conway . . . . .	278	61	7	—	27	373
Cumington . . . . .	243	32	4	—	20	299
Dalton . . . . .	1170	704	20	—	122	2016
Deerfield . . . . .	776	322	26	—	74	1198
East Longmeadow . . . . .	962	340	16	—	55	1373
Easthampton . . . . .	1767	1694	125	—	270	3856
Egremont . . . . .	215	48	1	—	16	280
Erving . . . . .	280	182	17	—	41	520
Florida . . . . .	120	35	—	—	8	163
Gill . . . . .	296	42	15	—	15	368
Goshen . . . . .	104	16	—	—	3	123
Granby . . . . .	278	110	3	—	25	416
Granville . . . . .	218	35	3	—	22	278
Great Barrington . . . . .	1316	1006	21	—	190	2533
Greenfield . . . . .	4045	2180	274	—	337	6836
Hadley . . . . .	335	333	5	—	47	720
Hancock . . . . .	130	38	—	—	7	175
Hatfield . . . . .	220	421	12	—	97	750
Hawley . . . . .	65	11	1	—	5	82
Heath . . . . .	74	19	—	—	14	107
Hinsdale . . . . .	234	237	2	—	37	510
HOLYOKE . . . . .	8445	13537	401	—	1823	24206
Huntington . . . . .	324	245	4	—	51	624
Lanesborough . . . . .	404	134	14	—	54	606
Lee . . . . .	752	800	16	—	206	1774
Lenox . . . . .	586	557	7	—	86	1236
Leverett . . . . .	155	21	3	—	21	200
Leyden . . . . .	77	17	2	—	6	102
Longmeadow . . . . .	2178	322	10	—	59	2569
Middlefield . . . . .	57	20	3	—	11	91
Monroe . . . . .	47	19	3	—	10	79
Montague . . . . .	1323	1429	93	—	194	3039
Monterey . . . . .	101	24	3	—	13	141
Montgomery . . . . .	62	9	2	—	2	75
Mount Washington . . . . .	21	13	—	—	—	34
New Ashford . . . . .	31	13	—	—	5	49
New Marlborough . . . . .	242	89	3	—	30	364
New Salem . . . . .	143	29	—	—	18	190
NORTH ADAMS . . . . .	3790	3702	88	—	652	8232
NORTHAMPTON . . . . .	4638	4279	154	—	627	9698
Northfield . . . . .	630	106	10	—	24	770
Orange . . . . .	1799	384	29	—	151	2363
Otis . . . . .	115	40	1	—	13	169
Pelham . . . . .	147	24	6	—	12	189
Peru . . . . .	38	17	2	—	4	61
PITTSFIELD . . . . .	9542	9526	261	—	1192	20521
Plainfield . . . . .	98	12	—	—	11	121
Richmond . . . . .	174	54	1	—	19	248
Rowe . . . . .	77	24	2	—	11	114
Russell . . . . .	329	160	2	—	26	517
Sandisfield . . . . .	64	76	—	—	7	147
Savoy . . . . .	73	43	2	—	7	125
Sheffield . . . . .	480	135	8	—	41	664
Shelburne . . . . .	698	70	15	—	42	825
Shutesbury . . . . .	61	20	1	—	6	88
South Hadley . . . . .	1655	1269	55	—	146	3125
Southampton . . . . .	253	114	9	—	18	394
Southwick . . . . .	361	111	6	—	24	502
SPRINGFIELD . . . . .	31978	22064	822	—	2862	57726
Stockbridge . . . . .	489	247	13	—	54	803
Sunderland . . . . .	244	97	5	—	21	367
Tolland . . . . .	44	16	—	—	4	64



Councillors — Concluded.

District 8 — Con.		Arthur A. Hastings of Springfield, Republican.	Frank Hurley of Holyoke, Demo- cratic.	Walter S. Hutchins of Greenfield, So- cialist.	All Others.	Blanks.	Total Ballots.
Tyringham . . . . .	70		22			1	93
Ware . . . . .	1009		1534	23		245	2811
Warwick . . . . .	154		22	2		13	191
Washington . . . . .	67		22	1		17	113
Wendell . . . . .	56		52			20	128
West Springfield . . . . .	3811		2630	131		250	6822
West Stockbridge . . . . .	256		182	10		28	476
WESTFIELD . . . . .	3787		3169	93		372	7421
Westhampton . . . . .	127		10			6	143
Whately . . . . .	237		113	11		33	394
Williamsburg . . . . .	538		276	9		63	886
Williamstown . . . . .	1182		470	16		112	1780
Windsor . . . . .	91		24			14	129
Worthington . . . . .	166		45	2		19	232
Totals . . . . .	113004		90034	3468		13889	220395

Senators.

Berkshire District.		Daniel Casey of Pittsfield, Demo- cratic.	George W. Knapp of Pittsfield, Repub- lican.	All Others.	Blanks.	Total Ballots.
Adams . . . . .		2459	2037		245	4741
Cheshire . . . . .		296	322		43	661
Clarksburg . . . . .		194	302		41	537
Dalton . . . . .		553	1411		52	2016
Florida . . . . .		38	116		9	163
Hancock . . . . .		53	118		4	175
Hinsdale . . . . .		269	224		17	510
Lanesborough . . . . .		193	379		34	606
New Ashford . . . . .		17	31		1	49
NORTH ADAMS . . . . .		3631	4101		500	8232
Peru . . . . .		25	31		5	61
PITTSFIELD . . . . .		10501	9260		760	20521
Savoy . . . . .		52	64		9	125
Williamstown . . . . .		480	1223		77	1780
Windsor . . . . .		31	89		9	129
Totals . . . . .		18792	19708		1806	40306

Berkshire, Hampshire and  
Hampden District.

Berkshire, Hampshire and Hampden District.		George E. Kelly of West Springfield, Democratic.	Edwin L. Olander of Northampton, Republican.	All Others.	Blanks.	Total Ballots.
Agawam . . . . .		1196	1393		133	2722
Alford . . . . .		23	56		9	88
Becket . . . . .		63	185		24	272
Blandford . . . . .		28	167		4	199
Chester . . . . .		153	312		45	510
Easthampton . . . . .		1112	2203		241	3856
Egremont . . . . .		54	212		14	280
Granville . . . . .		43	217		18	278
Great Barrington . . . . .		1015	1358		160	2533
Huntington . . . . .		243	340		41	624
Lee . . . . .		807	780		187	1774
Lenox . . . . .		569	582		85	1236
Monterey . . . . .		29	108		4	141
Montgomery . . . . .		14	60		1	75
Mount Washington . . . . .		13	21			34
New Marlborough . . . . .		100	240		24	364
NORTHAMPTON . . . . .		3372	6024		302	9698
Otis . . . . .		40	124		5	169
Richmond . . . . .		52	177		19	248
Russell . . . . .		170	321		26	517
Sandisfield . . . . .		82	60		5	147

## Senators — Continued.

<b>Berkshire, Hampshire and Hampden District — Con.</b>		George E. Kelly, of West Springfield, Democratic.	Edwin L. Olander of Northampton, Republican.		All Others.		
Sheffield . . . . .	146	481				37	664
Southampton . . . . .	100	274				20	394
Southwick . . . . .	127	359				16	502
Stockbridge . . . . .	260	495				48	803
Tolland . . . . .	15	44				5	64
Tyringham . . . . .	25	71				1	96
Washington . . . . .	31	66			1	15	113
West Springfield . . . . .	3450	3206				160	6822
West Stockbridge . . . . .	200	251				25	476
WESTFIELD . . . . .	3326	3794				301	7421
Westhampton . . . . .	13	124				6	143
Totals . . . . .	17171	24105			1	1986	43263
<b>First Bristol District.</b>		Jarvis Hunt of North Attleborough, Republican.	Philip Mason of Taunton, Democratic.		All Others.		
ATTLEBORO . . . . .	6165	2240				371	8776
Berkley . . . . .	264	141				38	443
Dighton . . . . .	832	209				52	1093
Easton . . . . .	1825	692				117	2634
Freetown . . . . .	477	142				51	670
Mansfield . . . . .	1963	763				143	2869
North Attleborough . . . . .	3437	879				265	4581
Norton . . . . .	833	321				51	1205
Raynham . . . . .	591	235				67	893
Rehoboth . . . . .	822	193				22	1037
Seekonk . . . . .	1174	381				62	1617
TAUNTON . . . . .	6842	7063				1092	14997
Totals . . . . .	25225	13259				2331	40815
<b>Second Bristol District.</b>		William P. Grant of Fall River, Democratic.	Henry E. Kay of Fall River, Republican.		All Others.		
FALL RIVER . . . . .	27586	12953				2594	43133
Somerset . . . . .	1231	979				77	2287
Swansea . . . . .	574	804				399	1777
Totals . . . . .	29391	14736				3070	47197
<b>Third Bristol District.</b>		Gilbert J. Francis of New Bedford, Democratic.	Joseph F. Francis of Fairhaven, Republican.		All Others.		
Acushnet . . . . .	706	624				64	1394
Dartmouth . . . . .	869	1999				102	2970
Fairhaven . . . . .	1193	3054				189	4436
NEW BEDFORD . . . . .	20439	19652				1675	41768
Westport . . . . .	447	1158				155	1760
Totals . . . . .	23654	26487				2185	52328

Cape and Plymouth District.				Cape and Plymouth District — Con.					
	Donald W. Nicholson of Wareham, Republican.	All Others.	Blanks.	Total Ballots.		Donald W. Nicholson of Wareham, Republican.	All Others.	Blanks.	Total Ballots.
Barnstable . . . . .	2960	—	630	3590	Mattapoisett . . . . .	541	—	134	675
Bourne . . . . .	1036	—	261	1297	Nantucket . . . . .	1011	2	489	1502
Brewster . . . . .	361	—	61	422	Oak Bluffs . . . . .	533	—	241	774
Chatham . . . . .	855	—	136	991	Orleans . . . . .	705	1	70	776
Chilmark . . . . .	109	—	22	131	Pembroke . . . . .	614	—	109	723
Dennis . . . . .	873	—	140	1013	Plymouth . . . . .	3558	2	1528	5088
Duxbury . . . . .	963	—	146	1109	Plympton . . . . .	194	—	52	246
Eastham . . . . .	273	—	38	311	Provincetown . . . . .	909	—	570	1479
Edgartown . . . . .	511	—	142	653	Rochester . . . . .	353	—	47	400
Falmouth . . . . .	1650	—	565	2215	Sandwich . . . . .	504	—	223	727
Gay Head . . . . .	41	—	33	74	Tisbury . . . . .	623	—	164	787
Gosnold . . . . .	47	—	8	55	Truro . . . . .	228	1	62	291
Hidifax . . . . .	325	—	69	394	Wareham . . . . .	1898	—	367	2265
Hanson . . . . .	794	—	218	1012	Wellfleet . . . . .	359	—	102	461
Harwich . . . . .	924	—	143	1067	West Tisbury . . . . .	119	—	21	131
Kingston . . . . .	878	—	309	1187	Whitman . . . . .	2749	1	1124	3873
Marion . . . . .	641	—	175	816	Yarmouth . . . . .	846	—	143	989
Mashpee . . . . .	107	—	67	174	Totals . . . . .	29083	7	8609	37699

First Essex District.					
	Albert Lynn, Republican.	Charles C. O'Donnell of Lynn, Democratic.	All Others.	Blanks.	Total Ballots.
LYNN . . . . .	25430	15471	—	1508	42409
Nahant . . . . .	695	309	—	44	1048
Swampscott . . . . .	4355	992	—	159	5506
Totals . . . . .	30480	16772	—	1711	48963

Second Essex District.					
	Chandler Bigelow of Beverly, Republican.	John C. Birmingham of Beverly, Democratic.	All Others.	Blanks.	Total Ballots.
BEVERLY . . . . .	7191	4144	—	353	11688
Danvers . . . . .	3285	1647	—	263	5195
Marblehead . . . . .	4313	1195	—	240	5748
SALEM . . . . .	8571	9573	—	1320	19464
Totals . . . . .	23360	16559	—	2176	42095

Third Essex District.				
	Cornelius F. Haley of Rowley, Republican.	All Others.	Blanks.	Total Ballots.
ESSEX . . . . .	680	—	127	807
GLOUCESTER . . . . .	6919	1	1828	8748
Hamilton . . . . .	919	—	207	1126
Ipswich . . . . .	2064	15	512	2591
Lynnfield . . . . .	1012	—	247	1259
Manchester . . . . .	1079	—	241	1320
Middleton . . . . .	607	—	149	756
Newbury . . . . .	660	3	120	783
NEWBURYPORT . . . . .	4811	—	1732	6543
PEABODY . . . . .	4997	—	4126	9123
Rockport . . . . .	1463	1	442	1906
Rowley . . . . .	654	4	80	738
Topsfield . . . . .	500	—	71	571
Wenham . . . . .	589	—	80	669
West Newbury . . . . .	579	—	138	717
Totals . . . . .	27533	24	10100	37657

## Senators — Continued.

Fourth Essex District.		Frank D. Babcock of Haverhill, Re- publican.	John H. Mitchell of Haverhill, Demo- cratic.	All Others.	Blanks.	Total Ballots.
Amesbury . . . . .	2678	1691			331	4700
Andover . . . . .	3725	1734			265	5424
Boxford . . . . .	313	33			7	353
Georgetown . . . . .	783	155			61	999
Groveland . . . . .	745	322			38	1165
HAVERHILL . . . . .	10834	8319			750	19963
Merrimac . . . . .	873	280			66	1219
North Andover . . . . .	2397	1258			210	3865
Salisbury . . . . .	846	270			108	1224
Totals . . . . .	23194	13762			1836	38792

Fifth Essex District.		Thomas J. Lane of Lawrence, Demo- cratic.	All Others.	Blanks.	Total Ballots.	
LAWRENCE . . . . .	29783				6062	35845
Methuen . . . . .	6192		1		3588	9781
Totals . . . . .	35975		1		9650	45626

Franklin and Hampshire District.		John E. Bond of Rowe, Democra- tic.	James A. Gunn of Montague, Re- publican.	All Others.	Blanks.	Total Ballots.
Amherst . . . . .	694	2023			108	2825
Ashfield . . . . .	32	289			15	336
Belchertown . . . . .	318	584			68	970
Bernardston . . . . .	67	316			36	419
Buckland . . . . .	116	491			32	639
Charlemont . . . . .	100	266			21	387
Chesterfield . . . . .	30	166			5	201
Colrain . . . . .	168	392			35	595
Conway . . . . .	67	282			24	373
Cunnington . . . . .	38	245			16	299
Dorfield . . . . .	341	804			53	1198
Erving . . . . .	179	314			27	520
Gill . . . . .	66	296			6	368
Goshen . . . . .	9	109			5	123
Granby . . . . .	102	291			23	416
Greenfield . . . . .	2514	4098			224	6836
Hadley . . . . .	333	339			48	720
Hatfield . . . . .	407	255			88	750
Hawley . . . . .	19	59			4	82
Heath . . . . .	28	71			8	107
Leverett . . . . .	23	166			11	200
Leyden . . . . .	24	75			3	102
Middlefield . . . . .	21	57			13	91
Monroe . . . . .	44	32			3	79
Montague . . . . .	1430	1503			106	3039
New Salem . . . . .	32	148			10	190
Northfield . . . . .	124	633			13	770
Orange . . . . .	374	1890			99	2363
Pelham . . . . .	29	150			10	189
Plainfield . . . . .	10	105			6	121
Rowe . . . . .	50	61			3	114
Shelburne . . . . .	90	709			26	825
Shutesbury . . . . .	21	61			6	88
South Hadley . . . . .	1235	1704			186	3125
Sunderland . . . . .	92	256			19	367
Ware . . . . .	1530	1009			272	2811
Warwick . . . . .	21	161			9	191
Wendell . . . . .	63	54			11	128
Whately . . . . .	126	242			26	394
Williamsburg . . . . .	268	552			66	886
Worthington . . . . .	46	168			18	232
Totals . . . . .	11281	21426			1762	34469

Senators — Continued.

<b>First Hampden District.</b>		Edmund S. Oppenheimer of Springfield, Republican.	Francis G. Sullivan of Springfield, Democratic.			
East Longmeadow . . . . .		941	381	-	51	1373
Longmeadow . . . . .		2154	358	-	57	2569
<b>SPRINGFIELD.</b>						
Wards 2, 3, 4, 5, 6, 7, 8		27597	21992	1	2067	51657
Totals . . . . .		30692	22731	1	2175	55599
<b>Second Hampden District.</b>		Frank O'Connell of Holyoke, Democratic.	Chester T. Skibiński of Chicopee, Republican.			
CHICOPEE . . . . .		4596	1424	-	466	16486
HOLYOKE . . . . .		10103	13417	1	685	24206
<b>SPRINGFIELD:</b>						
Ward 1 . . . . .		2449	3353	-	267	6069
Totals . . . . .		17148	28194	1	1418	46761
<b>First Middlesex District.</b>		Arthur W. Hollis of Newton, Republican.	Joseph J. Sleeper of Framingham, Democratic.			
Framingham . . . . .		4503	4734	-	458	9695
MARLBOROUGH . . . . .		3180	3791	-	615	7586
NEWTON . . . . .		24337	7639	-	1308	33284
Wayland . . . . .		1006	512	-	81	1599
Weston . . . . .		1559	306	-	69	1934
Totals . . . . .		34585	16982	-	2531	54098
<b>Second Middlesex District.</b>		Arthur F. Blanchard of Cambridge, Republican.	Joseph F. Cleary of Cambridge, Democratic.			
Belmont . . . . .		8055	4202	-	326	12583
<b>CAMBRIDGE:</b>						
Wards 4, 5, 6, 7, 8, 9, 10, 11		14762	18031	-	1746	34539
Totals . . . . .		22817	22233	-	2072	47122
<b>Third Middlesex District.</b>		John F. Foster of Somerville, Republican.	Eugene H. Giroux of Somerville, Democratic.			
SOMERVILLE . . . . .		17354	22244	-	1771	41369

## Senators — Continued.

Fourth Middlesex District.		John F. Cahill of Everett, Democratic.	Angier L. Goodwin of Melrose, Republican.	All Others.	Blanks.	Total Ballots.
EVERETT		10204	7239	—	1025	18468
MALDEN		10313	11223	—	1421	22957
MELROSE		2056	10207	—	302	12565
Totals		22573	28669	—	2748	53990

Fifth Middlesex District.		Louis B. Connors of Waltham, Democratic.	George C. Moyses of Waltham, Republican.	All Others.	Blanks.	Total Ballots.
Acton		315	989	—	64	1368
Boxborough		39	89	—	6	164
Concord		1270	1877	—	193	3340
Hudson		1737	1509	—	123	3369
Lincoln		236	559	—	54	849
Maynard		1618	1225	—	102	2945
Stow		109	378	—	33	520
Sudbury		215	575	—	25	815
WALTHAM		9089	7530	—	937	17256
Watertown		7508	7247	—	569	15324
Totals		22166	21978	—	1806	45950

Sixth Middlesex District.		Charles T. Duly of Medford, Democratic.	Harris S. Richardson of Winchester, Republican.	All Others.	Blanks.	Total Ballots.
Arlington		6979	10450	—	593	18022
MEDFORD		13158	12422	—	1385	26965
Winchester		1543	1957	—	178	6678
WOBURN		4840	3486	—	446	8772
Totals		26520	31315	—	2602	60437

Seventh Middlesex District.		Joseph R. Cotton of Lexington, Republican.	P. Harold Ready of Lowell, Democratic.	All Others.	Blanks.	Total Ballots.
Bedford		700	244	—	63	1007
Billerica		1537	1385	—	146	3068
Burlington		495	409	—	74	978
Lexington		3892	1153	—	149	5104
LOWELL:						
Wards 1, 9, 10		2785	7911	—	496	11912
North Reading		748	379	—	76	1203
Reading		4927	994	—	143	5164
Stoneham		3123	1494	—	187	4804
Tewksbury		720	530	—	58	1308
Wakefield		4466	2550	—	447	7463
Wilmington		1059	562	—	92	1713
Totals		23462	17611	—	1931	43094

*Senators* — Continued.

Eighth Middlesex District.				Joseph F. Mont- gomery of Lowell, Republican.	William H. Trask of Lowell, Demo- cratic.	All Others.	Blanks.	Total Ballots.
Ashby . . . . .				285	73		14	372
Ayer . . . . .				675	518		83	1276
Carlisle . . . . .				270	40		26	336
Chelmsford . . . . .				2141	1070		168	3379
Dracut . . . . .				1565	940		99	2604
Dunstable . . . . .				147	32		19	198
Groton . . . . .				863	382		95	1340
Littleton . . . . .				587	118		41	746
LOWELL:								
Wards 2, 3, 4, 5, 6, 7, 8, 11 . . . . .				14258	14746		1139	30143
Pepperell . . . . .				865	452		83	1400
Shirley . . . . .				429	395		42	866
Townsend . . . . .				671	214		54	945
Tyngsborough . . . . .				437	197		28	662
Westford . . . . .				779	563		64	1406
Totals . . . . .				23978	19740		1955	45673

Norfolk District.				Arno Fabricio of Quincy, Demo- cratic.	John D. Mackay of Quincy, Repub- lican.	All Others.	Blanks.	Total Ballots.
Braintree . . . . .				1817	5920		476	8213
Milton . . . . .				2492	6776		584	9852
Quincy . . . . .				10034	20620		1779	32433
Randolph . . . . .				1253	1969		237	3459
Totals . . . . .				15596	35285		3076	53957

Norfolk and Middlesex District.				James A. McDade of Walpole, Dem- ocratic.	Mason Sears of Dedham, Repub- lican.	All Others.	Blanks.	Total Ballots.
Ashland . . . . .				406	813		123	1342
Dedham . . . . .				1797	5075		282	7154
Dover . . . . .				122	551		31	704
Holliston . . . . .				366	1050		75	1491
Hopkinton . . . . .				515	686		63	1264
Medfield . . . . .				364	742		50	1156
Medway . . . . .				629	756		108	1493
Millis . . . . .				383	572		77	1032
Natick . . . . .				2758	3622		491	6871
Needham . . . . .				831	4942		211	5984
Norfolk . . . . .				201	431		45	677
Norwood . . . . .				3310	2978		334	6622
Sherborn . . . . .				83	358		33	474
Walpole . . . . .				1324	1741		153	3218
Wellesley . . . . .				1118	5316		239	6673
Westwood . . . . .				266	1216		54	1536
Totals . . . . .				14473	30849		2369	47691

Norfolk and Plymouth District.		Newland H. Holmes of Weymouth, Republican.	Noel C. King of Holbrook, Demo- cratic.	All Others.	Blanks.	Total Ballots.
Abington		1686	913		167	2766
Avon		588	425	1	70	1084
Canton		1403	1351		180	2934
Cohasset		1129	482		105	1716
Foxborough		1515	619		134	2268
Hanover		967	173		61	1201
Hingham		2519	855		208	3582
Holbrook		976	629		63	1668
Hull		756	464		116	1336
Marshfield		1060	152		49	1261
Norwell		709	108		66	883
Rockland		1977	1774		325	4076
Scituate		1538	500		147	2185
Sharon		1299	438		103	1840
Stoughton		1924	1553		161	3638
Weymouth		6226	3098		424	9748
Totals		26272	13534	1	2379	42186

Norfolk and Suffolk District.		Forrest L. Berry of Boston, Progres- sive Independent.	Sybil H. Holmes of Brookline, Re- publican.	Edward O'Hearn of Mullooney, of Brookline, Demo- cratic.	All Others.	Blanks.	Total Ballots.
BOSTON:							
Wards 21, 22		1597	10948	16474		1094	30113
Brookline		437	12655	9696		631	23419
Totals		2034	23603	26170		1725	53532

Plymouth District.		John E. Manning of Brockton, Demo- cratic.	Charles G. Miles of Brockton, Repub- lican.	All Others.	Blanks.	Total Ballots.
Bridgewater		1002	1579		124	2705
BROCKTON		12444	15589		1050	29083
Carver		67	337		14	418
East Bridgewater		438	1124		74	1636
Lakeville		97	535		35	667
Middleborough		1034	2488		209	3731
West Bridgewater		259	969		45	1273
Totals		15341	22621		1551	39513

First Suffolk District.		George Fred Mitch- ell of Revere, Republican.	Bernard J. Sullivan of Chelsea, Demo- cratic.	All Others.	Blanks.	Total Ballots.
CHELSEA		2715	9953		1244	13912
REVERE		7076	6932		865	14873
Saugus		4580	1635		391	6606
Winthrop		4763	3161		395	8319
Totals		19134	21681		2895	43710



Senators — Continued.

<b>Second Suffolk District.</b>				Joseph A. Langone, Jr., of Boston, Republican, Democratic.	All Others.	Blanks.	Total Ballots.	
BOSTON:				33760	51	12035	45346	
Wards 1, 2, 3								
<b>Third Suffolk District.</b>				Laurence Curtis of Boston, Repub- lican.	Thomas M. McNa- mara, Cambridge, Democratic.	All Others.	Total Ballots.	
BOSTON:				17253	7853	1377	26483	
Wards 4, 5								
CAMBRIDGE:				2499	8580	662	11741	
Wards 1, 2, 3				19752	16433	2039	38224	
Totals								
<b>Fourth Suffolk District.</b>				John F. Kerrigan of Boston, Demo- cratic.	All Others.	Blanks.	Total Ballots.	
BOSTON:				29873	1	4607	34481	
Wards 6, 7, 8								
<b>Fifth Suffolk District.</b>				Chester A. Dolan, Jr., of Boston, Democratic.	Earl H. Schofield of Boston, Repub- lican.	All Others.	Total Ballots.	
BOSTON:				24994	7372	1	35593	
Wards 9, 10, 11								
<b>Sixth Suffolk District.</b>				David M. Brack- man of Boston, Republican.	Joseph E. Duffy of Boston, Demo- cratic.	James Walsh of Boston, The Uni- on Party.	All Others.	Total Ballots.
BOSTON:				23533	22039	739	48032	
Wards 12, 19, 20								
<b>Seventh Suffolk District.</b>				Joseph L. Murphy of Boston, Demo- cratic.	All Others.	Blanks.	Total Ballots.	
BOSTON:				33578	7	6685	40270	
Wards 13, 15, 16								
<b>Eighth Suffolk District.</b>				Thomas M. Burke of Boston, Re- publican, Demo- cratic.	All Others.	Blanks.	Total Ballots.	
BOSTON:				38929	37	12038	51004	
Wards 14, 17, 18								

## Senators — Continued.

First Worcester District.		Henry Longwell of Worcester, Republican.	Joseph P. McCoey of Worcester, Democratic.	All Others.	Blanks.	Total Ballots.
WORCESTER:						
Wards 5, 6, 7, 8, 9		15944	20416	-	1470	37830
Second Worcester District.		Harold R. Lundgren of Worcester, Republican.	Michael H. Selzo of Worcester, Democratic.	All Others.	Blanks.	Total Ballots.
WORCESTER:						
Wards 1, 2, 3, 4, 10		20177	19385	-	1659	41221
Third Worcester District.		Thomas P. Flynn of Gardner, Democratic.	Edward H. Nutting of Leominster, Republican.	All Others.	Blanks.	Total Ballots.
Ashburnham		345	494		74	913
Athol		1259	2912		182	4353
FITCHBURG		9045	6994		755	16794
GARDNER		3894	3011		431	7336
LEOMINSTER		3721	4444		406	8571
Lunenburg		286	588		39	913
Phillipston		55	105		6	166
Royalston		89	189		12	290
Templeton		600	834		54	1488
Westminster		217	337		28	582
Winchendon		927	1232		116	2275
Totals		20438	21140	-	2103	43681
Fourth Worcester District.		Wilfred P. Bazinet of Webster, Republican.	Eugene Casey of Milford, Democratic.	All Others.	Blanks.	Total Ballots.
Auburn		1722	752		150	2624
Bellingham		481	766		20	1267
Blackstone		485	1367		75	1927
Douglas		605	335		29	969
Franklin		1371	1593		161	3125
Grafton		1443	1237		105	2785
Hopedale		910	551		36	1497
Mendon		266	280		18	564
Milford		1851	4103		218	6172
Millbury		1386	1419		109	2914
Millville		281	521		34	836
Northborough		710	307		62	1079
Northbridge		2152	2088		132	4372
Oxford		782	826		86	1694
Plainville		558	118		74	750
Shrewsbury		1759	1079		141	2979
Southborough		617	289		47	953
Sutton		551	474		39	1064
Upton		568	430		44	1042
Uxbridge		1247	1461		61	2709
Webster		3499	1824		134	5457
Westborough		1456	776		106	2338
Wrentham		783	341		69	1193
Totals		25483	22937	-	1950	50370

*Senators — Concluded.*

Worcester and Hampden District.		Thomas H. Johnston of Clinton, Republican.	John J. Kelly of Clinton, Democratic.	All Others.	Blanks.	Total Ballots.
Barre . . . . .		720	478		130	1328
Berlin . . . . .		385	80		9	474
Bolton . . . . .		268	48		14	330
Boylston . . . . .		414	93		16	523
Brimfield . . . . .		258	118		11	387
Brookfield . . . . .		374	178		24	576
Charlton . . . . .		562	247		31	840
Clinton . . . . .		2518	3289	1	213	6021
Dudley . . . . .		638	909		108	1655
East Brookfield . . . . .		199	149		16	364
Hampden . . . . .		323	99		40	462
Hardwick . . . . .		509	308		31	848
Harvard . . . . .		414	84		22	520
Holden . . . . .		1274	461		47	1782
Holland . . . . .		58	38		3	99
Hubbardston . . . . .		236	78		26	340
Lancaster . . . . .		839	232		49	1120
Leicester . . . . .		882	972		88	1942
Ludlow . . . . .		1120	1352		96	2568
Monson . . . . .		976	626		106	1708
New Braintree . . . . .		86	39		7	132
North Brookfield . . . . .		590	479		64	1133
Oakham . . . . .		141	32		7	180
Palmer . . . . .		1676	1701		242	3619
Paxton . . . . .		259	70		14	343
Petersham . . . . .		308	49		20	377
Princeton . . . . .		265	44		17	326
Rutland . . . . .		415	232		37	684
Southbridge . . . . .		1911	3594		429	5934
Spencer . . . . .		1305	1304		286	2895
Sterling . . . . .		638	118		35	791
Sturbridge . . . . .		347	246		42	635
Wales . . . . .		124	53		8	185
Warren . . . . .		687	608		113	1408
West Boylston . . . . .		705	161		30	896
West Brookfield . . . . .		408	135		49	592
Wilbraham . . . . .		638	466		57	1161
Totals . . . . .		23470	19170	1	2537	45178

*Representatives in the General Court.*

**County of Barnstable.**

First District.	William A. Jones of Barnstable, Republican.	Terence A. Rogers, Jr., of Barnstable, Democratic.	Second District.	Edwin F. Eldredge of Chatham, Independent Republican.	I. Crafton Howes of Dennis, Independent.	James A. Vitelli of Provincetown, Democratic.
Barnstable:			Brewster . . . . .	334	27	48
Precinct 1 . . . . .	309	32	Chatham . . . . .	889	25	58
" 2 . . . . .	164	19	Dennis:			
" 3 . . . . .	1224	433	Precinct 1 . . . . .	119	31	34
" 4 . . . . .	266	33	" 2 . . . . .	94	14	4
" 5 . . . . .	413	81	" 3 . . . . .	279	36	32
" 6 . . . . .	135	19	" 4 . . . . .	191	25	19
" 7 . . . . .	299	28	" 5 . . . . .	77	20	8
Bourne:			Eastham . . . . .	265	15	23
Precinct A . . . . .	667	134	Harwich . . . . .	898	44	87
" B . . . . .	255	118	Orleans . . . . .	658	40	49
Falmouth:			Provincetown . . . . .	624	49	665
Precinct 1 . . . . .	265	63	Truro:			
" 2 . . . . .	465	138	Precinct A . . . . .	92	1	54
" 3 . . . . .	333	155	" B . . . . .	77	3	63
" 4 . . . . .	159	130	Wellfleet . . . . .	349	11	69
" 5 . . . . .	300	42	Yarmouth:			
Mashpee . . . . .	98	66	Precinct 1 . . . . .	134	14	16
Sandwich . . . . .	489	182	" 2 . . . . .	129	16	13
Totals . . . . .	5841	1673	" 3 . . . . .	334	40	20
			" 4 . . . . .	184	17	27
			Totals . . . . .	5727	428	1289

Representatives in the General Court — Continued.

County of Berkshire.

First District.		Second District.				
		Eolus R. Doble of North Adams, Republican.	Joseph N. Roach of North Adams, Democratic.			
Clarksburg:						
Precinct 1	166	137	Adams:			
" 2	39	38	Precinct 1	47	417	391
" 3	64	73	" 2	112	591	238
Florida:			" 3	91	613	298
Precinct 1	73	35	" 4	48	391	460
" 2	22	26	" 5	45	424	490
NORTH ADAMS:			Cheshire	23	322	282
Ward 1, Precinct 1	347	267	Savoy	42	81	
" 1.	300	307	Williamstown	46	579	1092
" 2.	505	609	Totals	412	3379	3332
" 3.	450	587				
" 4.	439	736				
" 5.	744	735				
" 6.	343	555				
" 7.	361	657				
Totals	3853	4762				

Third District.		Fourth District.		Fifth District.					
		William A. Akeroyd of Lanesborough, Republican.	Clarence N. Durant of Lee, Democratic.	Lawrence A. Lawrence of Dalton, Republican.	Paul W. Foster of Great Barrington, Republican.				
		Matthew J. Capeless of Pittsfield, Democratic.							
		Michael H. Conditon of Pittsfield, Democratic.							
		Joseph E. Fazakerley of Pittsfield, Republican.							
		Arthur Hemenway of Pittsfield, Independent.							
		Thomas Kleetchka of Lanesborough, Independent.							
		John K. Sullivan of Pittsfield, Democratic.							
Hancock	121	36	34	102	16	37	29	-	-
Lanesborough:									
Precinct A	292	109	71	215	49	185	67	-	-
" B	52	41	32	57	13	72	37	-	-
New Ashford	16	10	16	25	9	32	8	-	9
PITTSFIELD									
Ward 1, Precinct A	603	692	573	570	114	308	527	-	96
" 1.	668	741	744	628	151	281	626	-	-
" 2.	448	826	826	384	113	255	777	-	-
" 3.	670	865	918	584	130	371	801	-	-
" 4.	536	757	743	446	100	227	730	-	-
" 5.	974	591	532	954	156	311	568	-	-
" 6.	1186	550	409	1071	174	294	536	-	-
" 7.	949	495	349	913	138	236	358	-	-
" 8.	633	537	483	529	90	194	537	-	62
" 9.	790	689	596	802	126	290	595	-	33
" 10.	511	861	840	375	95	277	858	-	60
" 11.	470	642	615	433	106	268	611	-	-
" 12.	399	657	645	354	79	279	636	-	31
" 13.	468	915	832	371	107	490	835	-	-
" 14.	128	82	65	163	35	43	49	-	42
Richmond									
Totals	9914	10096	9323	8980	1801	4450	9185		333

Fourth District.		Fifth District.		
Becket	70	182	Alford	70
Dalton	403	1574	Egremont	217
Hinsdale	197	296	Great Barrington:	
Lee	1081	610	Precinct A	1439
Lenox	559	633	" B	442
Otis	43	117	Monterey	107
Peru	28	32	Mount Washington	30
Tyringham	27	74	New Marlborough	253
Washington	125	78	Sandisfield	100
Windsor	23	100	Sheffield	538
Totals	2456	3696	Stockbridge	610
			West Stockbridge	335
			Totals	4141

All Others. 1

Representatives in the General Court — Continued.  
County of Bristol.

First District.		William J. Flanagan of Attleboro, Democratic.	Francis J. Kelley of North Attleborough, Republican.	John M. Lynch of North Attleborough, Democratic.	Henry E. Wright of Attleboro, Republican.
ATTLEBORO:					
Ward 1, Precinct A		372	686	209	717
" 1, " B		272	380	125	348
" 2		419	1169	191	1187
" 3		386	1274	183	1229
" 4		519	949	245	940
" 5		643	961	301	1045
North Attleborough		776	3592	799	2275
Totals		3387	9011	2053	7741

Second District.		John Edward Flynn of Mansfield, Democratic.	Royal B. Patriquin of Mansfield, Republican.	All Others.
Easton:				
Precinct 1		64	316	—
" 2		589	997	—
" 3		56	485	—
Mansfield		978	1799	—
Norton		380	761	—
Totals		2067	4358	2

Third District.		Joseph W. Dooley of Taunton, Democratic.	Ralph L. Ricketson of Taunton, Republican.	All Others.
TAUNTON:				
Ward 5, Precinct A		604	657	—
" 5, " B		859	483	—
" 7, " A		608	717	—
" 7, " B		118	450	—
" 8, " A		630	594	—
" 8, " B		660	515	1
Raynham:				
Precinct 1		193	306	—
" 2		101	259	—
Totals		3773	3981	1

Fourth District.		Walter R. Baylies of Taunton, Republican.	Edward P. Fitzsimmons of Taunton, Democratic.
TAUNTON:			
Ward 1, Precinct A		1061	391
" 1, " B		181	44
" 1, " C		172	88
" 2, " A		290	290
" 2, " B		460	189
" 3		369	659
" 4, Precinct A		1065	373
" 4, " B		270	262
Totals		3868	2296

Fifth District.		Stephen L. French of Swansea, Republican.	All Others.
Berkley:			
Dighton:		314	—
Precinct A		440	1
" B		200	—
" C		253	—
Freetown:			
Precinct 1		265	—
" 2		237	—
Rehoboth:			
Seekonk:		892	—
Precinct 1		408	1
" 2		885	1
Swansea:			
Precinct 1		661	—
" 2		815	—
TAUNTON:			
Ward 6		588	3
Totals		5958	6

## Representatives in the General Court — Continued.

## County of Bristol — Continued.

Sixth District.		Alfred M. Bessette of New Bedford, Republican.	Rodolphe G. Bes- sette of New Bed- ford, Democratic.	August J. Cormier of New Bedford, Democratic.	Henry Cote of New Bedford, Social- ist.	Theophile Jean Des Roches of New Bedford, Repub- lican.
Acushnet:						
Precinct 1 . . . . .		659	422	361	20	445
" 2 . . . . .		159	31	44	4	128
NEW BEDFORD:						
Ward 1, Precinct A . . . . .		896	702	736	31	565
" 1, " B . . . . .		562	431	544	8	336
" 1, " C . . . . .		829	600	707	29	478
" 1, " D . . . . .		862	531	661	44	510
" 1, " E . . . . .		993	580	564	34	557
" 1, " F . . . . .		944	582	544	29	443
" 1, " G . . . . .		714	320	315	36	404
" 1, " H . . . . .		634	272	310	23	327
" 1, " I . . . . .		549	256	261	16	348
" 2, " A . . . . .		429	495	512	25	264
" 2, " B . . . . .		358	469	447	30	294
" 2, " C . . . . .		389	358	352	23	282
" 2, " D . . . . .		436	308	345	23	374
" 2, " E . . . . .		539	302	258	13	412
" 2, " F . . . . .		352	133	125	20	339
" 2, " G . . . . .		429	166	158	5	336
Totals . . . . .		10733	6958	7244	415	6842

Seventh District.		Philip Barnett of New Bedford, Re- publican.	F. Eben Brown of Fairhaven, Re- publican.	Albert M. Gon- salves of Fair- haven, Democra- tic.	John J. Malone of New Bedford, Democratic.
Fairhaven:					
Precinct 1 . . . . .		707	805	176	84
" 2 . . . . .		669	820	276	116
" 3 . . . . .		524	795	455	231
" 4 . . . . .		528	696	436	191
NEW BEDFORD:					
Ward 3, Precinct A . . . . .		344	356	298	431
" 3, " B . . . . .		289	279	152	207
" 3, " C . . . . .		552	550	156	222
" 3, " D . . . . .		471	469	187	276
" 3, " E . . . . .		369	374	231	299
" 3, " F . . . . .		339	324	105	140
" 3, " G . . . . .		311	264	137	146
" 4, " A . . . . .		468	470	193	217
" 4, " B . . . . .		413	384	167	140
" 4, " C . . . . .		424	364	213	227
" 4, " D . . . . .		452	429	147	196
" 4, " E . . . . .		560	504	144	186
" 4, " F . . . . .		474	441	122	134
" 4, " G . . . . .		388	363	86	94
Totals . . . . .		8282	8687	3681	3537

Eighth District.		John M. Cawley of New Bedford, Republican.	Louis-Anthony Con- detro of New Bed- ford, Democratic.	John D. Pratt of New Bedford, Republican.	John A. Viera of New Bedford, Democratic.	William Yates of Dartmouth, So- cialist.
Dartmouth:						
Precinct 1 . . . . .		516	182	472	119	37
" 2 . . . . .		538	127	558	61	26
" 3 . . . . .		515	78	648	38	16
" 4 . . . . .		243	436	184	106	16
NEW BEDFORD:						
Ward 5, Precinct A . . . . .		360	612	317	298	10
" 5, " B . . . . .		396	419	244	177	15
" 5, " C . . . . .		454	233	443	118	20
" 5, " D . . . . .		477	356	427	205	19
" 5, " E . . . . .		568	108	596	48	12

Representatives in the General Court — Continued.

County of Bristol — Concluded.

Eighth District — Con.		John M. Cawley of New Bedford Republican.	Louis Anthony Cordeiro of New Bedford, Democratic.	John D. Pratt of New Bedford, Republican.	John A. Vieira of New Bedford, Democratic.	William Yates of Dartmouth, Socialist.
<b>New BEDFORD:</b>						
Ward 5, Precinct F		523	258	526	131	20
" 5, " G		458	182	481	87	13
" 6, " A		660	244	516	63	45
" 6, " B		681	310	532	109	39
" 6, " C		893	456	572	150	43
" 6, " D		904	591	518	198	48
" 6, " E		498	647	229	232	25
" 6, " F		612	772	197	238	13
" 6, " G		354	781	240	407	14
" 6, " H		325	559	248	396	19
Totals		9975	7351	7948	3241	450

Ninth District.		John V. Burns of Fall River, Democratic.	Walter Holt of Fall River, Republican.	Terrance J. Lomax, Jr. of Fall River, Democratic.	Henry St. Pierre of Fall River, Republican.
<b>FALL RIVER:</b>					
Ward 1, Precinct A		606	286	541	293
" 1, " B		694	209	681	354
" 1, " C		608	179	665	348
" 1, " D		484	276	539	252
" 1, " E		438	208	444	124
" 1, " F		402	556	456	264
" 1, " G		481	411	419	195
" 1, " H		449	395	427	212
" 1, " I		508	128	410	144
" 2, " A		600	395	532	698
" 2, " B		579	314	477	349
" 2, " C		563	285	592	374
" 2, " D		511	272	434	163
" 2, " E		537	306	433	266
Totals		7460	4220	7050	4036

Tenth District.		William E. White of Fall River, Democratic.
<b>FALL RIVER:</b>		
Ward 3, Precinct A		664
" 3, " B		818
" 3, " C		642
" 4, " A		911
" 4, " B		615
" 4, " C		593
" 4, " D		582
" 4, " E		689
Totals		5514

Eleventh District.		Arnold F. Ciaice of Somerset, Republican.	John J. Kerrigan, Jr. of Fall River, Democratic.	Allen J. McDermott of Fall River, Republican.	Albert Rubin of Fall River, Democratic.
<b>FALL RIVER:</b>					
Ward 5, Precinct A		100	649	341	789
" 5, " B		93	461	132	479
" 5, " C		87	566	165	556
" 7, " A		94	443	158	373
" 7, " B		379	324	457	273
" 7, " C		189	365	313	265
" 9, " A		206	341	358	359
" 9, " B		340	273	425	178
" 9, " C		216	809	381	854
" 9, " D		242	301	403	297
" 9, " E		287	570	405	492
" 9, " F		275	329	349	156
<b>Somerset:</b>					
Precinct 1		223	307	185	227
" 2		598	322	485	185
" 3		500	277	327	199
Totals		3829	6237	4884	5682

Twelfth District.		George F. Dean of Westport, Republican.	Octave O. Desmanois of Fall River, Democratic.	John R. Mitchell of Fall River, Democratic.	Cyrus C. Rounseville of Fall River, Republican.
<b>FALL RIVER:</b>					
Ward 6, Precinct A		651	613	438	507
" 6, " B		399	909	692	258
" 6, " C		285	790	598	160
" 6, " D		414	425	435	376
" 6, " E		303	936	511	280
" 8, " A		330	197	258	414
" 8, " B		394	150	199	514
" 8, " C		237	305	426	323
" 8, " D		334	425	579	483
" 8, " E		480	199	330	565
" 8, " F		524	205	292	575
" 8, " G		461	113	179	514
<b>Westport:</b>					
Precinct A		672	225	242	402
" B		615	52	147	426
Totals		6099	5544	5326	5797

## Representatives in the General Court — Continued.

County of Dukcs County.			County of Essex.		
<b>First District.</b>			<b>First District.</b>		
	Joseph A. Sylvia of Oak Bluffs, Republican.	Donald W. Vose of Edgartown, Independent.		Guy L. Bean, Jr., of Amesbury, Republican.	Colin James Cameron of Amesbury, Democrat.
Chilmark . . . . .	74	46	Amesbury . . . . .	1386	3217
Edgartown . . . . .	310	331	Merrimac . . . . .	583	608
Gay Head . . . . .	70	4	Salisbury . . . . .	541	608
Gosnold . . . . .	47	4	Totals . . . . .	2510	4433
Oak Bluffs . . . . .	629	131			
Tisbury . . . . .	493	263			
West Tisbury . . . . .	49	76			
Totals . . . . .	1672	855			

## County of Essex — Continued.

Second District.		John W. Coddaine, Jr., of Haverhill, Democratic.	Clifford R. Cusson of Haverhill, Republican.	Daniel J. Mivilan of Haverhill, Democratic.	Charles H. Morrill of Haverhill, The Union Party, Democratic.	Benjamin B. Priest of Haverhill, Republican.	Nathaniel H. Stackpole of Haverhill, Republican.
<b>Haverhill:</b>							
Ward 1 . . . . .		486	392	505	515	496	387
" 2 . . . . .		407	600	421	308	716	546
" 3 . . . . .		559	158	586	498	205	135
" 4, Precinct 1 . . . . .		410	742	382	393	855	715
" 4, " 2 . . . . .		294	665	261	338	716	582
" 5, " 1 . . . . .		766	225	777	763	305	224
" 5, " 2 . . . . .		909	541	911	906	633	410
" 5, " 3 . . . . .		1050	529	811	888	308	184
" 5, " 4 . . . . .		549	331	492	498	327	269
" 6, " 1 . . . . .		563	383	598	439	456	375
" 6, " 2 . . . . .		754	162	788	587	188	137
" 6, " 3 . . . . .		335	583	334	242	676	565
" 6, " 4 . . . . .		222	540	231	196	592	514
" 6, " 5 . . . . .		419	506	442	335	640	517
" 7, " 1 . . . . .		574	654	547	517	725	685
" 7, " 2 . . . . .		562	613	575	584	720	649
" 7, " 3 . . . . .		416	702	397	336	827	765
Totals . . . . .		9275	8326	9058	8343	9385	7659

Third District.		Thomas A. Barry of Lawrence, Democratic.	Bernard J. Champy of Lawrence, Democratic.	Bruno M. Findisen of Lawrence, Republican.	Harold S. Pedler of Methuen, Republican.	Walter Timothy Riordan of Lawrence, Democratic.	Carl A. Woelkel of Methuen, Republican.
<b>Lawrence:</b>							
Ward 1, Precinct 1 . . . . .		346	279	228	221	314	328
" 1, " 2 . . . . .		441	1075	156	109	472	211
" 1, " 3 . . . . .		523	355	618	572	553	802
" 1, " 4 . . . . .		209	123	328	306	226	394
" 1, " 5 . . . . .		403	383	318	271	447	373
" 1, " 6 . . . . .		473	275	319	329	571	439
" 2, " 1 . . . . .		576	1273	201	196	550	334
" 2, " 2 . . . . .		938	624	361	400	1008	590
" 2, " 3 . . . . .		735	320	193	323	764	383
" 2, " 4 . . . . .		620	220	136	227	578	290
<b>Methuen:</b>							
Precinct 1 . . . . .		615	354	1015	1770	572	1221
" 2 . . . . .		544	311	684	1105	458	868
" 3 . . . . .		670	778	984	1165	656	1466
" 4 . . . . .		476	383	670	885	417	966
" 5 . . . . .		481	277	984	1454	327	1117
<b>North Andover:</b>							
Precinct 1 . . . . .		404	251	336	434	437	381
" 2 . . . . .		323	188	612	746	314	680
" 3 . . . . .		281	176	497	631	287	572
" 4 . . . . .		286	186	488	537	250	537
Totals . . . . .		9344	7831	9128	11681	9201	11952



Representatives in the General Court — Continued.

County of Essex—Continued.

Fourth District.				Sixth District — Con.			
LAWRENCE:				Andover:			
Ward 3, Precinct 1	82	529	127	Precinct 1	861	254	779
" 3, " 2	305	472	44	" 2	626	439	586
" 3, " 3	70	747	92	" 3	711	248	253
" 3, " 4	48	814	178	" 4	308	123	708
" 4, " 1	39	720	151	" 5	296	131	258
" 4, " 2	58	630	175	Totals	698	120	578
" 4, " 3	64	598	235		5051	7650	4317
" 4, " 4	31	605	240				6903
Totals	697	5115	1242				

Edward P. Anton of Lawrence, Independent Laborite.  
 J. Kenney Brooks of Lawrence, Democratic.  
 George Campbell of Lawrence, Republican.  
 Francis J. Carroll of Lawrence, Independent.

Gordon R. Canon of Andover, Republican.  
 William J. Casey of Lawrence, Democratic.  
 William McCoubrie of Andover, Republican.  
 Cornelius J. Twomey of Lawrence, Democratic.

Fifth District.			
LAWRENCE:			
Ward 5, Precinct 1	593	669	
" 5, " 2	452	807	
" 5, " 3	518	671	
" 5, " 4	229	388	
" 5, " 5	286	567	
" 5, " 6	607	752	
" 5, " 7	370	612	
Totals	3055	4466	

John H. F. McCavit of Lawrence, Democratic.  
 Edward D. Sirois of Lawrence, Republican.

Seventh District.			
Boxford:			
Precinct 1		11	189
" 2		21	121
Danvers:			
Precinct 1		223	975
" 2		322	971
" 3		389	846
" 4		322	991
Middleton:			
Topsfield		146	573
Totals		47	496
		1381	5162

Arthur H. Teague of Middleton, Democratic.  
 Ralph E. Williams of Danvers, Republican.

Sixth District.			
LAWRENCE:			
Ward 6, Precinct 1	260	880	210
" 6, " 2	106	745	85
" 6, " 3	203	722	175
" 6, " 4	173	577	134
" 6, " 5	235	460	167
" 6, " 6	194	1028	153
" 6, " 7	175	995	138
" 6, " 8	205	928	163

Gordon R. Canon of Andover, Republican.  
 William J. Casey of Lawrence, Democratic.  
 William McCoubrie of Andover, Republican.  
 Cornelius J. Twomey of Lawrence, Democratic.

Eighth District.			
PEABODY:			
Ward 2		560	698
" 3		474	659
" 4		374	819
" 5		597	1240
" 6		690	1154
Totals		2695	4570

Francis D. Donovan of Peabody, Democratic.  
 Joseph F. Luz of Peabody, Republican.

Ninth District.							
LYNN:				Charles W. Ames of Lynn, Republican.			
Ward 2, Precinct 1			611	29	191	182	510
" 2, " 2			537	41	315	318	433
" 2, " 3			658	35	398	475	507
" 2, " 4			523	29	311	348	428
" 5, " 1			153	122	463	620	117
" 5, " 2			208	108	519	660	136
" 5, " 3			365	39	558	640	267
" 5, " 4			232	31	496	454	190
" 5, " 5			477	21	388	581	243
" 5, " 6			359	56	557	686	237
" 5, " 7			285	47	433	452	229
" 5, " 8			292	67	370	477	206

Vincent Cataldo, Jr. of Lynn, Independent.  
 Cornelius P. Donovan of Lynn, Democratic.  
 George J. O'Shea of Lynn, Democratic.  
 Charles Symonds of Lynn, Republican.

Representatives in the General Court — Continued.

County of Essex — Continued.

Ninth District — Con.		Charles W. Ames of Lynn, Republican.	Vincent Cataldo, Jr. of Lynn, Independent.	Cornelius P. Donovan of Lynn Democratic.	George J. O'Shea of Lynn, Democratic.	Charles Symonds of Lynn, Republican.
PEABODY:						
Ward 1, Precinct 1		297	29	330	339	242
" " 1, " 2		375	39	320	366	292
Totals		5372	693	5649	6598	4037

Tenth District.		Walter A. Cuffe of Lynn, Democratic.	William Henry Haskell of Lynnfield, Republican.	Fred A. Hutchinson of Lynn, Republican.	Joseph H. Keaney of Lynn, Democratic.	David N. Roach of Lynn, Democratic.	George O. Walker of Lynn, The Union Party.	Fredrick Bancroft Willis of Saugus, Republican.
LYNN:								
Ward 1, Precinct 1		276	665	837	246	239	21	677
" " 1, " 2		156	600	629	139	156	18	587
" " 1, " 3		224	592	625	201	213	25	586
" " 6, " 1		531	142	179	515	501	14	135
" " 6, " 2		400	108	139	471	391	30	147
" " 6, " 3		660	168	198	783	701	43	190
" " 6, " 4		407	167	202	433	485	27	180
" " 6, " 5		702	164	164	811	702	34	203
" " 6, " 6		839	156	235	844	805	83	166
" " 6, " 7		429	222	303	461	458	34	261
" " 6, " 8		489	150	209	476	499	26	185
" " 6, " 9		473	500	570	490	543	25	526
" " 7, " 1		392	242	298	407	366	32	280
" " 7, " 2		367	359	425	335	335	45	429
" " 7, " 3		538	430	537	518	484	36	453
Lynnfield:								
Precinct 1		84	561	471	69	59	5	476
" " 2		128	431	371	75	92	7	366
Saugus:								
Precinct 1		138	585	598	191	128	15	630
" " 2		151	499	512	149	125	10	597
" " 3		215	503	571	193	164	19	758
" " 4		143	549	552	148	112	11	681
" " 5		198	344	392	213	139	23	451
" " 6		200	378	410	189	166	19	541
" " 7		95	487	493	82	69	10	508
" " 8		202	585	591	207	178	14	748
Totals		8437	9587	10511	8646	8110	626	10761

Eleventh District.		William A. Baldwin of Lynn, Republican.	Edward H. Cahill of Lynn, Democratic.	Daniel A. Canning of Lynn, Democratic.	Charles V. Hogan of Lynn, Democratic.	Frank L. Whipple of Lynn, Republican.	Morton E. York of Lynn, Republican.
LYNN:							
Ward 3, Precinct 1		485	418	410	458	442	462
" " 3, " 2		655	369	331	418	586	621
" " 3, " 3		648	408	399	462	613	647
" " 3, " 4		418	555	535	630	397	517
" " 3, " 5		429	323	301	368	428	443
" " 3, " 6		455	306	306	355	431	512
" " 3, " 7		511	325	327	374	500	544
" " 3, " 8		260	290	304	344	244	332
" " 3, " 9		355	571	552	642	248	304
" " 3, " 10		600	421	452	506	548	700
" " 4, " 1		684	365	322	424	691	598
" " 4, " 2		356	606	570	647	267	338
" " 4, " 3		313	384	322	393	286	334
" " 4, " 4		152	336	374	405	147	180
" " 4, " 5		318	535	480	636	219	296
" " 4, " 6		313	465	443	505	168	218
" " 4, " 7		294	395	410	456	217	233
" " 4, " 8		303	389	400	422	230	246
Nahant		513	407	314	409	439	484
Totals		8062	7868	7582	8854	7101	8009



## Representatives in the General Court — Continued.

## County of Essex — Concluded.

Eighteenth District.		Harland Burke of Ipswich, Repub- lican.	James A. Croteau, of Newburyport, Democratic.	William F. Runnells of Newburyport, Republican.	Brainard Cameron Wallace of Ip- swich, Democra- tic.
Georgetown . . . . .		732	118	574	120
Groveland:					
Precinct 1 . . . . .		573	92	454	84
" 2 . . . . .		129	168	89	138
Ipswich . . . . .		1771	244	921	1071
Newbury:					
Precinct 1 . . . . .		363	55	359	35
" 2 . . . . .		225	43	100	45
NEWBURYPORT:					
Ward 1 . . . . .		580	309	598	137
" 2 . . . . .		446	562	492	301
" 3 . . . . .		375	373	406	172
" 4 . . . . .		329	290	342	151
" 5 . . . . .		443	484	501	205
" 6 . . . . .		924	322	962	170
Rowley . . . . .		568	89	437	113
West Newbury . . . . .		514	94	493	68
Totals . . . . .		7972	3243	6728	2810

## County of Franklin.

First District.	Fred B. Dole of Shelburne, Re- publican.	Walter H. Smith of Charlton, Democ- ratic.	Second District.	Clifford J. Alvey of Greenfield, Democ- ratic.	Frederick E. Pierce of Greenfield, Re- publican.
Ashfield . . . . .	303	18	Greenfield:		
Bernardston . . . . .	344	46	Precinct 1 . . . . .	537	596
Buckland . . . . .	511	95	" 2 . . . . .	437	627
Charlton . . . . .	279	91	" 3 . . . . .	482	719
Colrain . . . . .	448	116	" 4 . . . . .	344	825
Conway . . . . .	300	54	" 5 . . . . .	535	519
Deerfield:			" 6 . . . . .	575	463
Precinct A . . . . .	487	243	Totals . . . . .	2910	3749
" B . . . . .	341	69			
Hawley . . . . .	65	15	Third District.	Ralph C. Malar of Orange, Repub- lican.	Donald J. Newton of Montague, Democratic.
Heath . . . . .	80	20	Erving:		
Leverett . . . . .	167	19	Precinct 1 . . . . .	144	41
Leyden . . . . .	83	17	" 2 . . . . .	161	152
Monroe . . . . .	45	25	Gill:		
Northfield . . . . .	638	114	Precinct 1 . . . . .	169	23
Rowe . . . . .	80	25	" 2 . . . . .	116	48
Shelburne . . . . .	755	59	Montague:		
Shutesbury . . . . .	69	16	Precinct 1 . . . . .	777	1378
Sunderland . . . . .	258	93	" 2 . . . . .	169	194
Whately . . . . .	243	117	" 3 . . . . .	275	128
Totals . . . . .	5496	1252	New Salem . . . . .	150	34
			Orange . . . . .	2033	267
			Warwick . . . . .	159	27
			Wendell . . . . .	65	49
			Totals . . . . .	4218	2341

Representatives in the General Court — Continued.

County of Hampden.

First District.				Fourth District.	
Brimfield		246	134	SPRINGFIELD:	
Holland		56	41	Ward 2, Precinet A	901
Ludlow:				" " " B	742
Precinet 1		452	482	" " " C	1145
" 2		203	513	" " " D	1076
" 3		475	389	" " " E	929
Monson		896	752	" " " F	421
Palmer:				" " " G	436
Precinet A		738	800	" " " A	575
" B		244	314	" " " B	500
" C		393	591	" " " C	567
" D		149	304	" 8, " D	83
Wales		109	68	Totals	7375
Totals		3961	4388		6018

Second District.				Fifth District.	
Agawam:				SPRINGFIELD:	
Precinet A	498	391	223	Ward 3, Precinet A	504
" B	198	406	354	" 3, " B	446
" C	256	697	624	" 3, " C	456
Blandford	23	148	143	" 3, " D	662
Chester	128	283	242	" 3, " E	762
East Longmeadow	322	854	839	" 3, " F	913
Granville	35	194	191	" 3, " G	632
Hampden	94	243	291	" 3, " H	639
Longmeadow:				Totals	5014
Precinet A	83	903	835		675
" B	134	889	822		772
" C	74	240	210		891
Montgomery	11	53	54		640
Russell	161	305	261		732
Southwick	117	313	302		528
Tolland	11	38	43		439
West Springfield:					500
Precinet 1	740	509	252		5177
" 2	365	477	329		
" 3	270	797	614		
" 4	504	1057	787		
" 5	403	1215	940		
Wilbraham:					
Precinet A	44	306	316		
" B	336	239	247		
Totals	4807	10557	8919		

Third District.				Sixth District.	
SPRINGFIELD:				SPRINGFIELD:	
Ward 1, Precinet A		632	231	Ward 4, Precinet A	737
" 1, " B		762	541	" 4, " B	621
" 1, " C		617	446	" 4, " C	447
" 1, " D		690	279	" 4, " D	486
" 1, " E		542	195	" 4, " E	732
" 1, " F		586	270	" 4, " F	705
Totals		3829	1962	Totals	3728

Seventh District.			
SPRINGFIELD:			
Ward 5, Precinet A		775	
" 5, " B		639	
" 5, " C		1168	
" 5, " D		1171	
" 5, " E		1359	
Totals		5112	

William F. Criswold of Palmer, Republican.

Frank W. Smith of Palmer, Democratic.

Edward P. Boland of Springfield, Democratic.

Carl Harris Colwell of Springfield, Republican.

Thomas W. Hagen of West Springfield, Democratic.

Donald A. Macdonald of West Springfield, Republican.

William J. Sessions of Hampden, Republican.

William A. Sherman of West Springfield, Democratic.

Norman E. Cowles of Springfield, Republican.

Philip M. Markley of Springfield, Democratic.

Keith F. Fletcher of Springfield, Republican.

Justin F. Hoar of Springfield, Democratic.

All Others.

Daniel J. Bresnahan of Springfield, Democratic.

Wilfred Joseph Chevalier of Springfield, Republican.

Tycho Mouritz Petersen of Springfield, Republican.

All Others.

Representatives in the General Court — Continued.  
County of Hampden — Concluded.

Eighth District.			Twelfth District.		
		John Hyde, Jr., of Springfield, Democratic.			Oscar De Roy of Holyoke, Democratic, Republican.
		Richard H. Slacy of Springfield, Republican.			All Others.
SPRINGFIELD:			HOLYOKE:		
Ward 6, Precinct A	255	557	Ward 1, Precinct A	709	
" 6, " B	164	811	" 1, " B	566	
" 6, " C	330	228	" 1, " C	596	
" 6, " D	656	720	" 2, " A	767	
" 6, " E	419	483	" 2, " B	580	
" 6, " F	375	617	" 2, " C	699	
" 6, " G	333	458	" 4, " A	542	
Totals	2532	4474	" 4, " B	443	
			" 4, " C	594	
			" 4, " D	486	
			Totals	5982	
Ninth District.			Thirteenth District.		
		Ralph V. Clamitt of Springfield, Republican.			William C. Lunnay of Holyoke, Democratic.
		Clarence E. Meade of Springfield, Democratic.			Joseph A. Neumann of Holyoke, Republican.
SPRINGFIELD:			HOLYOKE:		
Ward 7, Precinct A	664	369	Ward 3, Precinct A	466	251
" 7, " B	721	542	" 3, " B	215	384
" 7, " C	1054	383	" 3, " C	347	348
" 7, " D	1256	424	" 3, " D	501	390
" 7, " E	1113	418	" 3, " E	415	562
Totals	4808	1936	" 6, " A	708	308
			" 6, " B	495	346
			" 6, " C	305	373
			" 6, " D	446	468
			" 6, " E	248	286
			Totals	4146	3716
Tenth District.			Fourteenth District.		
		Andrew J. Coakley of Chicopee, Democratic.			William E. Kirkpatrick of Holyoke, Democratic.
		William T. McNeil of Chicopee, Independent.			Laurence W. Law of Holyoke, Republican.
		Walter J. Trybulski of Chicopee, Republican.	HOLYOKE:		
CHICOPEE:			Ward 5, Precinct A	362	347
Ward 1	329	14	" 5, " B	464	341
" 2, Precinct A	562	26	" 5, " C	514	566
" 2, " B	581	28	" 5, " D	515	601
" 4, " A	655	23	" 7, " A	362	561
" 4, " B	338	80	" 7, " B	376	329
" 4, " C	519	29	" 7, " C	526	393
" 5, " A	533	89	" 7, " D	388	271
" 5, " B	376	70	" 7, " E	306	458
" 5, " C	382	128	Totals	3813	3867
Totals	4275	487			
			Fifteenth District.		
Eleventh District.					Clarence H. Fuller of Westfield, Republican.
		Joseph J. Harnisch of Chicopee, Republican.			John A. Sullivan of Westfield, Democratic.
		George L. Hemond of Chicopee, Independent.	WESTFIELD:		
CHICOPEE:			Ward 1	650	733
Ward 3, Precinct A	678	421	" 2	521	1022
" 3, " B	405	99	" 3	820	392
" 6	762	387	" 4	1157	478
" 7, Precinct A	564	448	" 5	694	768
" 7, " B	460	299	Totals	3842	3393
" 7, " C	770	169			
" 7, " D	500	432			
" 7, " E	560	383			
Totals	4699	2638			

Representatives in the General Court — Continued.

County of Hampshire.

First District.		David Francis Keefe of Northampton, Democratic.	Ralph Lerche of Northampton, Republican.	Third District.		Albert Bergeron of Amherst, Republican.	Francis M. Fitzgerald of South Hadley, Democratic.
NORTHAMPTON:							
Ward 1		603	506	Amherst		2141	619
" 2		687	1021	Granby		269	126
" 3		824	823	Hadley		365	309
" 4		610	996	Hatfield		253	425
" 5		630	720	South Hadley:			
" 6		539	578	Precinct A		371	616
" 7, Precinct A		177	296	" B		528	385
" 7, Precinct B		149	201	" C		181	289
Totals		4219	5141	" D		493	180
				Totals		4601	2949

Second District.		George L. Barrus of Goshen, Republican.	Vincent B. Dignam of Easthampton, Democratic.	William L. Piqueo of Easthampton, Socialist.	Fourth District.		Roland D. Sawyer of Ware, Democratic.	All Others.
Chesterfield		177	21	—	Belchertown:			
Cummington		252	28	4	Precinct A		503	1
Easthampton:					" B		147	—
Precinct 1		291	600	22	Pelham:			
" 2		490	462	43	Precinct 1		68	—
" 3		196	643	47	" 2		24	—
" 4		153	789	22	Ware		2144	—
Goshen		116	5	1	Totals		2886	1
Huntington		330	232	4				
Middlefield		56	21	—				
Plainfield		108	9	—				
Southampton		247	121	6				
Westhampton		122	18	—				
Williamsburg:								
Precinct A		388	40	1				
" B		182	226	1				
Worthington		163	50	2				
Totals		3271	3265	153				

County of Middlesex.

First District.		Christopher Carothers of Cambridge, Independent.	Howard A. Doyle of Cambridge, Republican.	Michael J. Neville of Cambridge, Democratic.	John Timothy Sullivan of Cambridge, Democratic.
CAMBRIDGE:					
Ward 1, Precinct 1		124	69	626	474
" 1, " 2		194	50	651	533
" 1, " 3		125	39	563	532
" 1, " 4		201	63	585	586
" 1, " 5		69	51	453	571
" 2, " 1		33	35	209	198
" 2, " 2		89	149	715	712
" 2, " 3		76	201	459	431
" 2, " 4		53	199	448	389
" 2, " 5		61	257	339	326
" 3, " 1		64	64	479	548
" 3, " 2		42	81	516	555
" 3, " 3		49	143	475	381
" 3, " 4		66	182	559	505
" 3, " 5		51	197	528	428
Totals		1297	1750	7605	7169

Representatives in the General Court — Continued.

County of Middlesex — Continued.

CAMBRIDGE:		Second District.						
Ward 4, Precinct 1	2							
" 4, " 2	3							
" 4, " 3	4							
" 4, " 4	5							
" 5, " 1	2							
" 5, " 2	3							
" 5, " 3	4							
" 6, " 1	2							
" 6, " 2	3							
" 6, " 3	4							
Totals				5090	3672	4603	4866	

Leo E. Diehl of Cambridge, Democratic.  
 Morrell Egerly of Cambridge, Republican.  
 Michael A. Sullivan of Cambridge, Democratic.  
 Chester R. Swenson of Cambridge, Republican.

CAMBRIDGE:		Third District.						
Ward 7, Precinct 1	2							
" 7, " 2	3							
" 7, " 3	4							
" 7, " 4	5							
" 8, " 1	2							
" 8, " 2	3							
" 8, " 3	4							
" 8, " 4	1							
" 9, " 1	2							
" 9, " 2	3							
" 9, " 3	4							
" 9, " 4	5							
" 9, " 5	6							
" 9, " 6	1							
" 10, " 2	3							
" 10, " 3	4							
" 10, " 4	5							
" 10, " 5	1							
" 11, " 2	3							
" 11, " 3	4							
" 11, " 4	5							
Totals				8211	10717	11499	8270	

Thomas F. Gibson of Cambridge, Democratic.  
 Alice A. Hathaway of Cambridge, Republican.  
 George Harvey Hull of Cambridge, Republican.  
 Thomas P. O'Neill, Jr. of Cambridge, Democratic.  
 Jeremiah J. Sullivan of Cambridge, Democratic.  
 William Henry Tibbets of Cambridge, Republican.

NEWTON:		Fourth District.		Fifth District.	
Ward 1, Precinct 1	2				
" 1, " 2	3				
" 2, " 1	2				
" 2, " 2	3				
" 2, " 3	4				
" 2, " 4	5				
" 2, " 5	1				
" 3, " 1	2				
" 3, " 2	3				
" 3, " 3	4				
" 7, " 1	2				
Totals		4797	9698	8358	4628

Robert J. Allen of Newton, Democratic.  
 William B. Baker of Newton, Republican.  
 Warren K. Brimblecom of Newton, Republican.  
 Alfred R. Guzzi of Newton, Democratic.

Douglass B. Francis of Newton, Republican.  
 Paul M. Goddard of Newton, Republican.  
 John J. McCuinness of Newton, The Union Party.

NEWTON:		Fifth District.	
Ward 4, Precinct 1	2		
" 4, " 2	3		
" 4, " 3	4		
" 5, " 1	2		
" 5, " 3	4		
" 5, " 4	1		
" 6, " 2	3		
" 6, " 3	4		
Totals		12603	11259



Representatives in the General Court — Continued.

County of Middlesex — Continued.

Sixth District.											
Natick:											
Precinct 1	.	.	.	.	.	.	.	.	.	953	1285
" 2	.	.	.	.	.	.	.	.	.	266	331
" 3	.	.	.	.	.	.	.	.	.	649	554
" 4	.	.	.	.	.	.	.	.	.	1025	1694
Totals	.	.	.	.	.	.	.	.	.	2893	3864

Jeremiah J. Healy  
of Natick, Demo-  
cratic.

H. Edward Snow of  
Natick, Repub-  
lican.

Seventh District.											
WALTHAM:											
Ward 1, Precinct 1	.	.	.	.	.	.	.	.	.	543	843
" 1, " 2	.	.	.	.	.	.	.	.	.	897	455
" 1, " 3	.	.	.	.	.	.	.	.	.	500	283
" 2, " 1	.	.	.	.	.	.	.	.	.	794	378
" 2, " 2	.	.	.	.	.	.	.	.	.	595	621
" 2, " 3	.	.	.	.	.	.	.	.	.	519	299
" 3, " 1	.	.	.	.	.	.	.	.	.	308	677
" 3, " 2	.	.	.	.	.	.	.	.	.	370	554
" 4, " 1	.	.	.	.	.	.	.	.	.	693	853
" 4, " 2	.	.	.	.	.	.	.	.	.	668	369
" 5	.	.	.	.	.	.	.	.	.	801	785
" 6, Precinct 1	.	.	.	.	.	.	.	.	.	529	247
" 6, " 2	.	.	.	.	.	.	.	.	.	792	343
" 6, " 3	.	.	.	.	.	.	.	.	.	645	473
" 7	.	.	.	.	.	.	.	.	.	438	847
Watertown:											
Precinct 1	.	.	.	.	.	.	.	.	.	569	989
" 2	.	.	.	.	.	.	.	.	.	645	904
" 3	.	.	.	.	.	.	.	.	.	870	471
" 4	.	.	.	.	.	.	.	.	.	976	271
" 5	.	.	.	.	.	.	.	.	.	680	702
" 6	.	.	.	.	.	.	.	.	.	1050	498
" 7	.	.	.	.	.	.	.	.	.	766	526
" 8	.	.	.	.	.	.	.	.	.	444	994
" 9	.	.	.	.	.	.	.	.	.	440	533
" 10	.	.	.	.	.	.	.	.	.	529	614
Totals	.	.	.	.	.	.	.	.	.	16061	14529

George Chauncey  
Consens of Wal-  
tham, Republi-  
can.

Thomas J. Flannery  
of Waltham,  
Democratic.

Richard J. Furbush  
of Waltham, Re-  
publican.

John P. Gallagher  
of Watertown,  
Democratic.

Leo P. Lantry of  
Watertown,  
Democratic.

Earle S. Tyler of  
Watertown, Re-  
publican.

Eighth District.					Ninth District.						
Ashland	785	717	180	609	MARLBOROUGH:						
Framingham:					Ward 2	.	.	.	.	194	685
Precinct 1	1015	1102	439	328	" 3	.	.	.	.	513	572
" 2	529	526	491	377	" 4	.	.	.	.	726	503
" 3	1191	1174	547	382	" 5	.	.	.	.	408	598
" 4	668	615	779	669	" 6	.	.	.	.	321	661
" 5	575	524	789	628	" 7	.	.	.	.	433	667
" 6	798	795	1132	908	Totals	.	.	.	.	2595	3686
Holliston	882	983	347	339							
Hopkinton	702	599	425	470							
MARLBOROUGH:											
Ward 1	571	547	500	474							
Sherborn	305	335	95	75							
Totals	8021	7917	5724	5259							

Charles W. Olson of  
Ashland, Repub-  
lican.

Charles Holmes  
Roberts, Jr., of  
Framingham,  
Republican.

John J. Sheehan,  
Jr., of Framing-  
ham, Democratic.

George V. Sullivan  
of Ashland, Dem-  
ocratic.

Romeo J. Cadwal-  
ler of Marlborough,  
Republican.

John F. Manning of  
Marlborough,  
Democratic.

Representatives in the General Court — Continued.

County of Middlesex — Continued.

Tenth District.				Twelfth District.			
	Avery W. Steels of Boxborough, Re- publican.	William P. Walsh of Hudson, Demo- cratic.	All Others.		Fred Carpenter of Groton, Republi- can.	John L. Coffey of Pepperell, Demo- cratic.	All Others.
Boxborough . . . . .	132	31	—	Ashby . . . . .	286	65	—
Hudson . . . . .	1638	1662	—	Ayer . . . . .	746	451	—
Maynard . . . . .	1640	1232	1	Dunstable . . . . .	148	34	—
Stow . . . . .	434	75	—	Groton:			
Totals . . . . .	3844	3000	1	Precinct 1 . . . . .	947	91	—
				" 2 . . . . .	238	26	—
				Pepperell:			
				Precinct A . . . . .	483	139	—
				" B . . . . .	368	355	—
				Shirley:			
				Precinct A . . . . .	153	30	—
				" B . . . . .	316	342	—
				Townsend . . . . .	709	183	—
				Tyngsborough . . . . .	452	172	—
				Totals . . . . .	4826	1888	—
Eleventh District.				Thirteenth District.			
	David T. Kinsley of Acton, Democra- tic.	John H. Valentine of Chelmsford, Republican.	All Others.		Thomas F. Garrity, Jr., of Concord, Democratic.	Oris M. Whitney of Concord, Republi- can.	All Others.
Acton:				Concord:			
Precinct 1 . . . . .	82	309	—	Precinct 1 . . . . .	653	1497	—
" 2 . . . . .	119	361	—	" 2 . . . . .	414	695	—
" 3 . . . . .	195	267	—	Lincoln . . . . .	167	657	—
Bedford . . . . .	247	673	—	Sudbury . . . . .	117	667	—
Carlisle . . . . .	51	254	—	Wayland:			
Chelmsford:				Precinct 1 . . . . .	150	470	—
Precinct 1 . . . . .	156	945	—	" 2 . . . . .	293	598	—
" 2 . . . . .	262	779	—	Weston . . . . .	337	1546	—
" 3 . . . . .	31	116	—	Totals . . . . .	2131	6130	—
" 4 . . . . .	109	200	—				
" 5 . . . . .	17	112	—				
" 6 . . . . .	83	429	—				
Littleton . . . . .	116	592	—				
Westford:							
Precinct 1 . . . . .	71	359	—				
" 2 . . . . .	127	170	—				
" 3 . . . . .	35	150	—				
" 4 . . . . .	222	198	—				
Totals . . . . .	1923	5914	—				
Fourteenth District.							
	Wilfred J. Adams of Lowell, Republi- can.	Albert Beignon of Lowell, Republi- can.	Clarence A. Brien of Lowell, Democra- tic.	James E. Felton of Lowell, Demo- cratic.	Frank E. MacLean of Lowell, Re- publican.	Thomas J. Mink- ham of Lowell, Democratic.	All Others.
LOWELL:							
Ward 3, Precinct 1 . . . . .	409	369	317	304	408	319	—
" 3, " 2 . . . . .	463	434	310	294	546	271	—
" 3, " 3 . . . . .	365	347	244	245	399	219	—
" 3, " 4 . . . . .	464	364	278	284	445	301	—
" 4, " 1 . . . . .	348	310	469	621	444	483	—
" 4, " 2 . . . . .	409	365	371	490	431	411	—
" 4, " 3 . . . . .	417	369	449	570	511	405	—
" 4, " 4 . . . . .	512	460	394	545	596	322	—
" 6, " 1 . . . . .	746	692	154	136	654	163	—
" 6, " 2 . . . . .	780	784	148	124	692	165	—
" 6, " 3 . . . . .	612	585	206	182	566	232	—
" 6, " 4 . . . . .	496	472	273	290	448	301	—
" 7, " 1 . . . . .	538	498	333	321	508	351	—
" 7, " 2 . . . . .	441	374	459	474	398	442	—
" 7, " 3 . . . . .	725	647	311	253	376	352	—
" 7, " 4 . . . . .	935	907	173	126	754	223	—
" 8, " 1 . . . . .	459	434	223	213	479	225	—
" 8, " 3 . . . . .	554	506	307	309	563	297	—
" 8, " 4 . . . . .	611	575	356	414	640	347	—
" 8, " 4 . . . . .	568	545	320	246	605	245	—
Totals . . . . .	10792	10387	6995	6441	10663	6074	—

Representatives in the General Court — Continued.

County of Middlesex — Continued.

Fifteenth District.				Seventeenth District.		
				John D. Cooke of Wilmington, Independent Progressor.		
				Thomas F. Murphy of Billerica, Democratic.		
				Herbert L. Frouth of Tewksbury, Republican.		
<b>LOWELL:</b>				<b>Billerica:</b>		
Ward 1, Precinct 1	518	618	243	Precinct 1	65	330
" 1, " 2	685	709	261	" 2	82	419
" 1, " 3	782	295	296	" 3	45	293
" 1, " 4	586	579	298	Burlington	85	334
" 2, " 1	678	655	282	<b>Dracont:</b>		
" 2, " 2	666	579	147	Precinct 1	21	189
" 2, " 3	603	532	125	" 2	30	211
" 2, " 4	681	647	194	" 3	14	117
" 10, " 1	566	588	135	" 4	13	120
" 19, " 2	653	646	213	Tewksbury	74	312
" 10, " 3	607	615	126	Wilmington	491	305
" 10, " 4	479	469	396	Totals	920	2630
" 11, " 1	739	710	155	<b>Eighteenth District.</b>		
" 11, " 2	402	381	122	Arthur W. Coolidge of Reading, Republican.		
" 11, " 3	527	550	168	Gustave W. Everberg of Woburn, Republican.		
" 11, " 4	493	512	253	William H. Flaherty of Woburn, Democratic.		
Totals	9665	9583	3420	Thomas J. Power of Woburn, Democratic.		
<b>Sixteenth District.</b>				<b>North Reading</b>		
				Reading		
				Woburn:		
<b>LOWELL:</b>				Ward 1		
Ward 5, Precinct 1	778	421	421	2	280	388
" 5, " 2	605	444	444	3	406	559
" 5, " 3	543	260	260	4	413	546
" 5, " 4	418	544	544	5	542	709
" 9, " 1	286	190	190	6	216	281
" 9, " 2	555	354	354	7	684	808
" 9, " 3	227	572	572	Totals	2229	2833
" 9, " 4	394	303	303		7582	7475
" 9, " 5	275	272	272	<b>Nineteenth District.</b>		
Totals	4081	3660	3660	Fred V. P. Elliott of Wakefield, The Union Party.		
				Joseph A. Hines of Wakefield, Republican.		
				Eugene J. Sullivan of Wakefield, Democratic.		
				Charles F. Young of Wakefield, Independent.		
<b>Twentieth District.</b>				<b>Wakefield:</b>		
				Precinct 1		
				2		
				Totals		
<b>EVERETT:</b>				Lawrence H. Davis of Everett, Republican.		
Ward 1	392	459	459	W. Henry Finnegan of Everett, Democratic.		
" 2, Precinct 1	924	323	323	James R. Frouth of Everett, Independent.		
" 2, " 2	601	396	396	Albert E. Morris of Everett, Democratic.		
" 2, " 3	503	483	483	John B. Nordgren of Everett, Republican.		
" 3, " 1	742	426	426	1	111	1645
" 3, " 2	537	306	306	2	16	1295
" 3, " 3	673	348	348	3	46	746
" 3, " 4	525	283	283	4	173	3686
" 3, " 5	772	253	253	5	11	1508
" 4, " 1	566	349	349	6	212	212
" 4, " 2	403	241	241	7	212	114
				8	191	191
				9	807	807

Representatives in the General Court — Continued.

County of Middlesex — Continued.

Twentieth District — Con.				Lawrence H. Davis of Everett, Re- publican.	W. Henry Finnegan of Everett, Dem- ocratic.	James R. French of Everett, Inde- pendent.	Albert E. Morris of Everett, Demo- cratic.	John B. Nordgren of Everett, Re- publican.
EVERETT—Con.:								
Ward 4, Precinct 3	.	.	.	407	404	16	581	224
" 5, " 1	.	.	.	366	312	17	383	190
" 5, " 2	.	.	.	284	356	38	480	120
" 6, " 1	.	.	.	659	328	73	390	429
" 6, " 2	.	.	.	400	317	138	420	172
" 6, " 3	.	.	.	480	401	81	518	206
Totals	.	.	.	9234	5985	793	8566	5014

Twenty-First District.				Leonard C. Canty of Malden, Dem- ocratic.	Daniel E. Connell, Jr., of Malden, Democratic.	James B. Connors of Malden, Dem- ocratic.	William R. Gilman of Malden, Re- publican.	William A. Hastings of Malden, Re- publican.	John V. Kimball of Malden, Repub- lican.	G. Warren Mulvey of Malden, Inde- pendent.
MALDEN:										
Ward 1, Precinct 1	.	.	.	233	267	271	414	441	438	54
" 1, " 2	.	.	.	353	400	331	435	491	479	58
" 1, " 3	.	.	.	256	261	253	680	675	667	67
" 2, " 1	.	.	.	566	556	756	93	127	136	85
" 2, " 2	.	.	.	795	734	942	114	171	180	166
" 3, " 1	.	.	.	187	135	127	830	838	890	47
" 3, " 2	.	.	.	834	697	775	451	473	479	129
" 3, " 3	.	.	.	252	192	145	975	957	1045	59
" 4, " 1	.	.	.	310	325	302	852	923	958	115
" 4, " 2	.	.	.	259	321	292	415	460	461	55
" 5, " 1	.	.	.	199	197	180	687	718	701	65
" 5, " 2	.	.	.	371	423	374	967	954	933	162
" 5, " 3	.	.	.	319	360	272	750	653	621	95
" 6, " 1	.	.	.	338	385	349	551	573	552	89
" 6, " 2	.	.	.	430	543	464	707	811	762	150
" 6, " 3	.	.	.	381	457	405	747	855	831	143
" 7, " 1	.	.	.	464	470	408	625	450	396	67
" 7, " 2	.	.	.	477	466	417	845	407	306	74
Totals	.	.	.	7024	7189	7063	11138	10977	10835	1680

Twenty-Second District — Con.				Theodore P. Hollis of Stoneham, Re- publican.	Joseph A. Milano of Melrose, Repub- lican.	All Others.	Twenty-Third District.				
MELROSE:							SOMERVILLE:				
Ward 1, Precinct 1	.	.	.	760	798	—	Ward 2, Precinct 1	.	.	668	164
" 1, " 2	.	.	.	746	814	—	" " 2	.	.	1048	201
" 2, " 1	.	.	.	757	811	—	" " 3	.	.	514	130
" 2, " 2	.	.	.	773	845	—	" " 4	.	.	1186	189
" 3, " 1	.	.	.	681	723	—	" " 5	.	.	926	372
" 3, " 2	.	.	.	578	650	—	Totals	.	.	4342	1056
" 4, " 1	.	.	.	636	705	—					
" 4, " 2	.	.	.	840	928	—					
" 5, " 1	.	.	.	666	746	—					
" 5, " 2	.	.	.	664	745	—					
" 6, " 1	.	.	.	678	798	—					
" 6, " 2	.	.	.	636	696	—					
" 7, " 1	.	.	.	444	524	—					
" 7, " 2	.	.	.	483	568	—					
" 7, " 3	.	.	.	258	295	—					
Stoneham	.	.	.	3810	3179	2					
Totals	.	.	.	13410	13825	2					

Edward T. Brady of  
Somerville, Dem-  
ocratic.

Michael J. Pasquar-  
ello of Somerville,  
Republican.

Representatives in the General Court — Continued.

County of Middlesex — Continued.

Twenty-Fourth District.		G. Edward Bradley of Somerville, Democratic.	Anthony Di Cicco, Jr., of Somerville, Republican.	Harvey E. Frost of Somerville, Re- publican.	George L. Leavitt of Somerville, Re- publican.	Paul A. McCarthy of Somerville, Democratic.	Walter J. Moran of Somerville, Dem- ocratic.	
SOMERVILLE:								
Ward 1, Precinct 1	1	662	387	369	268	643	867	
" 1, " 2	2	803	507	480	386	743	928	
" 1, " 3	3	436	284	274	220	432	564	
" 1, " 4	4	671	526	513	396	623	729	
" 3, " 1	1	568	382	345	263	585	566	
" 3, " 2	2	482	516	557	457	484	401	
" 3, " 3	3	663	634	712	551	700	582	
" 3, " 4	4	813	599	576	419	859	692	
" 4, " 1	1	661	603	571	452	500	477	
" 4, " 2	2	910	546	398	312	732	817	
" 4, " 3	3	515	569	557	456	425	399	
" 4, " 4	4	573	652	657	559	588	448	
" 4, " 5	5	609	506	467	381	473	497	
" 5, " 1	1	753	671	392	305	790	675	
" 5, " 2	2	690	588	429	354	784	567	
" 5, " 3	3	716	672	621	526	765	622	
" 5, " 4	4	677	594	590	493	721	588	
Totals		11202	9236	8508	6798	10847	10419	
Twenty-Fifth District.				Charles A. Camp- bell of Somerville, Democratic.	Hiram N. Dearborn of Somerville, Re- publican.	Joseph P. Murray of Somerville, Democratic.	Philip Sherman of Somerville, Re- publican.	
SOMERVILLE:								
Ward 6, Precinct 1	1			473	710	405	742	
" 6, " 2	2			537	685	359	664	
" 6, " 3	3			464	941	325	899	
" 6, " 4	4			522	924	407	955	
" 7, " 1	1			556	634	352	735	
" 7, " 2	2			516	525	355	579	
" 7, " 3	3			507	711	274	740	
" 7, " 4	4			589	461	363	487	
" 7, " 5	5			529	575	374	595	
Totals				4693	6166	3214	6396	
Twenty-Sixth District.		Robert P. Camp- bell of Medford, Republican.	Cornelius B. Har- rington of Med- ford, Democratic.	George P. Hassett of Medford, Dem- ocratic.	Walter E. Lawrence of Medford, Re- publican.	Fredrick T. Mc- Dermott of Med- ford, Democratic.	R. William Rucci of Medford, Inde- pendent.	Arthur L. Young- man of Medford, Republican.
MEDFORD:								
Ward 1, Precinct 1	1	490	568	521	392	489	21	372
" 1, " 2	2	393	539	533	316	481	29	278
" 1, " 3	3	386	748	739	281	635	19	280
" 2, " 1	1	455	369	443	300	442	17	259
" 2, " 2	2	767	339	405	591	460	31	619
" 2, " 3	3	571	453	468	436	438	37	479
" 3, " 1	1	575	326	479	454	425	17	449
" 3, " 2	2	635	241	350	549	325	7	586
" 3, " 3	3	873	206	266	797	266	16	810
" 3, " 4	4	493	353	547	421	409	13	544
" 3, " 5	5	602	300	422	529	406	18	519
" 4, " 1	1	578	329	499	407	460	23	436
" 4, " 2	2	825	460	578	673	569	21	671
" 4, " 3	3	464	328	416	397	391	17	386
" 5, " 1	1	448	528	675	375	659	70	330
" 5, " 2	2	219	283	359	181	394	49	179
" 5, " 3	3	597	698	809	474	755	127	463
" 5, " 4	4	305	503	581	249	574	78	208
" 6, " 1	1	789	369	425	790	439	31	719
" 6, " 2	2	924	325	344	894	369	10	807
" 6, " 3	3	886	228	270	871	257	14	830
" 6, " 4	4	613	152	169	571	166	6	580
" 7, " 1	1	317	197	244	260	246	10	239
" 7, " 2	2	540	654	879	353	800	30	378
Totals		13745	9496	11421	11561	19855	711	11421

Representatives in the General Court — Continued.

County of Middlesex — Concluded.

Twenty-Seventh District.			Twenty-Ninth District.		
		John W. Vaughan of Belmont, Re- publican.			Peter J. Coss of Winchester, Democratic.
					William Eben Ramsdell of Win- chester, Repub- lican.
Belmont:			Winchester:		
Precinct 1	2559		Precinct 1	338	727
" 2	1141		" 2	336	757
" 3	1342		" 3	109	1061
" 4	1079		" 4	83	1035
" 5	1303		" 5	121	925
" 6	1525		" 6	648	333
" 7	1255		Totals	1635	4838
Totals	10204				

Twenty-Eighth District.		County of Nantucket.		
		Nelson B. Crosby of Arlington, Re- publican.	First District.	
		Joseph J. Delaney of Arlington, Democratic.	Robert S. Backus of Nantucket, Re- publican.	
		Hollis M. Gott of Arlington, Re- publican.	Reuben S. Glidden of Nantucket, In- dependent.	
		Albert D. Leary of Arlington, Dem- ocratic.	Arthur C. Hayden of Nantucket, Fair Light Rates.	
Arlington:			Nantucket	
Precinct 1	576	512	760	106
" 2	667	640		590
" 3	577	318		
" 4	707	477		
" 5	344	671		
" 6	912	238		
" 7	440	725		
" 8	989	267		
" 9	762	304		
" 10	977	364		
" 11	606	461		
" 12	1059	337		
" 13	747	397		
" 14	856	309		
Lexington:				
Precinct 1	822	377		
" 2	876	247		
" 3	873	271		
" 4	879	290		
Totals	13669	7205		

County of Norfolk.

First District.		William J. Car- penito of Ded- ham, Democratic.	Leslie B. Cutler of Needham, Re- publican.	James Austin Peck- ham of Wellesley, Republican.	R. Minton Sedge- wick of Dedham, Democratic.
Dedham:					
Precinct 1	322	856	746	399	
" 2	304	520	418	380	
" 3	905	589	481	560	
" 4	432	1034	950	400	
" 5	193	269	225	166	
" 6	391	452	337	301	
Needham	565	4812	3837	900	
Wellesley:					
Precinct 1	65	767	834	101	
" 2	133	716	842	140	
" 3	208	640	772	165	
" 4	103	813	914	95	
" 5	100	979	1096	122	
" 6	288	590	680	250	
Totals	4009	13037	12132	3870	

Representatives in the General Court — Continued.

County of Norfolk—Continued.

Second District.			Albert F. Bigelow of Brookline, Re- publican.	Philip G. Bowker of Brookline, Re- publican.	John T. Comerford of Brookline, Re- publican.	John P. Hickey of Brookline, Dem- ocratic.	James G. Hyland of Brookline, Dem- ocratic.
Brookline:							
Precinct 1	2		2511	2563	2430	617	455
" " 2	3		1907	1966	1775	706	482
" " 3	4		1423	1506	1533	648	555
" " 4	5		432	543	588	866	765
" " 5	6		684	760	814	1043	878
" " 6	7		1191	1294	1296	783	617
" " 7	8		2143	2188	2020	656	462
" " 8	9		1942	1903	1849	424	321
Totals			2266	2276	2255	1248	861
			14499	14999	14560	6991	5396

Third District.			Eddie D. Carson of Quincy, Repub- lican.	George M. Leary of Quincy, Demo- cratic.	John R. Shaugnessy of Quincy, Demo- cratic.	John L. Whiton of Quincy, Repub- lican.
Quincy:						
Ward 1, Precinct 1	1	442	111	214	473	
" " 2	2	682	215	379	775	
" " 3	3	692	166	323	735	
" " 4	4	703	326	456	808	
" " 5	5	485	424	610	644	
" " 6	6	637	137	318	586	
" " 7	7	445	397	495	538	
" " 8	8	484	283	482	526	
" " 9	9	325	238	408	427	
" " 10	10	245	158	309	266	
" " 11	11	528	232	555	438	
" " 12	12	718	193	551	639	
" " 13	13	440	181	449	381	
" " 14	14	229	153	408	190	
Totals		7055	3214	5957	7426	

Fifth District.			William M. J. Mac- Donald of Wey- mouth, Demo- cratic.	Julian R. Merchaut of Weymouth, Republican.
Weymouth:				
Precinct 1	1		727	943
" " 2	2		417	665
" " 3	3		647	797
" " 4	4		165	507
" " 5	5		80	779
" " 6	6		525	698
" " 7	7		193	460
" " 8	8		141	489
" " 9	9		210	837
Totals			3105	6175

Fourth District.			Arthur I. Burgess of Quincy, Repub- lican.	Frederick L. Farrell of Quincy, Dem- ocratic.	Charles W. Hodges of Quincy, Re- publican.	Maurice B. Kearney of Quincy, Demo- cratic.
Quincy:						
Ward 4, Precinct 1	1	240	593	258	427	
" " 2	2	391	420	393	261	
" " 3	3	428	485	443	348	
" " 4	4	1012	123	1027	91	
" " 5	5	899	327	999	209	
" " 6	6	768	181	815	128	
" " 7	7	739	210	784	140	
" " 8	8	918	311	976	251	
" " 9	9	1060	257	1173	172	
" " 10	10	527	233	563	162	
" " 11	11	524	284	535	191	
" " 12	12	684	484	715	340	
" " 13	13	609	580	627	216	
" " 14	14	794	372	744	235	
" " 15	15	413	119	402	87	
" " 16	16	555	191	534	152	
Totals		10561	5170	10988	3410	

Sixth District.			Joseph P. Barrett of Braintree, Demo- cratic.	Henry W. Grady of Braintree, Inde- pendent Citizens Candidate.	Raymond P. Palmer of Braintree, In- dependent Re- publican.
Braintree:					
Precinct 1	1		798	502	1192
" " 2	2		464	435	2054
" " 3	3		738	318	1453
Totals			2000	1255	4699

Seventh District.			Josiah Babcock of Milton, Repub- lican.	Francis G. O'Neill of Milton, Dem- ocratic.
Milton:				
Precinct 1	1		770	706
" " 2	2		683	569
" " 3	3		812	320
" " 4	4		664	583
" " 5	5		1138	469
" " 6	6		1024	499
" " 7	7		830	594
Totals			5921	3740

Representatives in the General Court — Continued.

County of Norfolk — Concluded.

Eighth District.			Eleventh District.		
Norwood		3357	3130	Foxborough:	
Walpole:				Precinct 1	1392
Precinct 1		733	1312	" 2	113
" 2		404	479	Franklin	1506
" 3		47	157	Norfolk	160
Totals		4541	5078	Plainville	541
				Wrentham	805
				Totals	4517
Ninth District.			Twelfth District.		
Avon		394	653	Bellingham:	
Holbrook:				Precinct 1	224
Precinct 1		286	944	" 2	147
" 2		39	360	" 3	404
Randolph:				Dover	578
Precinct 1		1336	1254	Medfield	886
" 2		472	337	Medway	1156
Totals		2527	3548	Millis	862
				Westwood:	
				Precinct 1	869
				" 2	425
				Totals	5551
Tenth District.					
Canton		1100	1775		
Sharon		1476	322		
Stoughton		1820	1726		
Totals		4396	3823		

County of Plymouth.

First District.			Third District.		
Plymouth		4256	1	Cohasset (Norfolk County)	1257
Wareham:				Hingham	2713
Precinct 1		1175	1	Hull	987
" 2		583	1	Totals	4957
Totals		6014	1		
Second District.			Fourth District.		
Duxbury		153	901	Hanover	989
Kingston		331	756	Hanson	712
Marshfield		140	1081	Rockland:	
Norwell		111	718	Precinct 1	710
Pembroke		114	581	" 2	903
Scituate		560	1542	Totals	3314
Totals		1409	5579		



Representatives in the General Court — Continued.

County of Plymouth — Concluded.

Fifth District.			Sixth District.			Ninth District.			Tenth District.						
Abington: Precinct 1	951	361	Bridgewater	1566	1059	BROCKTON: Ward 1, Precinct A	379	352	19	367	325	Leonard H. Ellershaw of Brockton, Republican.	186	36	662
2	903	460	East Bridgewater	907	683	" 1, "	466	281	11	439	219	" 6, "	269	64	567
Whitman	2318	1439	Halifax	290	91	" 1, " C	425	365	12	430	291	" 6, " C	482	124	660
Totals	4172	2260	Plympton	182	53	" 1, " D	635	354	27	617	294	" 6, " D	567	47	321
			West Bridgewater	389	342	" 2, " E	858	393	18	894	316	" 7, " A	319	56	497
			Totals	3834	2228	" 2, " A	299	621	22	347	487	" 7, " B	538	39	296
						" 2, " B	367	523	12	406	438	" 7, " C	413	75	458
						" 2, " C	178	664	8	214	561	" 7, " D	517	33	227
						" 2, " D	541	535	24	590	404	" 7, " E	638	72	431
						" 5, " A	261	763	20	570	493	Totals	3929	346	4119
						" 5, " B	433	582	58	598	409				
						" 5, " C	300	646	21	435	523				
						Totals	5142	6079	252	5907	4760				

Seventh District.			Eighth District.		
Carver	367	1	BROCKTON: Ward 3, Precinct A	272	622
Lakeville	607	1	" " B	397	602
Marion	645	1	" " C	93	666
Mattapoisett	537	1	" " D	162	841
Middleborough: Precinct 1	245	1	" " E	221	1117
" " 2	2598	1	" " A	668	279
" " 3	360	1	" " B	508	394
Rochester	357	1	" " C	236	760
Totals	5716	3	Totals	2557	5281

Tenth District.					
Malcolm R. Arnold of Brockton, Republican.	379	352	George Ward Stetson of Middleborough, Republican.	245	1
Joseph H. Downey of Brockton, Democratic.	6079	6079	Patriek H. Butler of Brockton, Democratic.	2598	1
Fred I. Elliott of Brockton, Independent.	252	252	Adolph Johnson of Brockton, Republican.	360	1
Harvey Iris of Brockton, Republican.	5907	5907		357	1
John J. Whalen of Brockton, Democratic.	4760	4760		5716	3

Representatives in the General Court — Continued.

County of Suffolk.

First District.		Farino Cappucci of Boston, Democratic.	James S. Coffey of Boston, Democratic.	Susan K. Donovan of Boston, Democratic.	Ernest B. Kravtzenberg of Boston, Republican.	All Others.
BOSTON:						
Ward 1, Precinct 1	1	729	634	576	83	1
" 1, " 2	2	760	479	481	80	
" 1, " 3	3	649	558	576	99	
" 1, " 4	4	711	507	464	74	
" 1, " 5	5	770	592	570	80	
" 1, " 6	6	477	517	451	138	
" 1, " 7	7	494	569	468	178	
" 1, " 8	8	516	573	485	177	
" 1, " 9	9	470	601	529	185	1
" 1, " 10	10	523	544	567	129	1
" 1, " 11	11	628	552	561	74	
" 1, " 12	12	743	600	549	63	
" 1, " 13	13	593	569	540	104	
" 1, " 14	14	539	693	575	77	
" 1, " 15	15	441	505	518	104	
" 1, " 16	16	474	530	527	87	
" 1, " 17	17	523	473	485	105	
" 1, " 18	18	495	487	553	122	
" 1, " 19	19	439	415	504	96	1
" 1, " 20	20	848	523	536	55	
" 1, " 21	21	912	557	530	64	
" 1, " 22	22	658	500	502	74	
Totals		13392	11978	11547	2248	4

Second District.		John Joseph Goggin of Boston, The Union Party.	James P. McDevitt of Boston, Democratic.	James J. Mullen of Boston, Democratic.	Raphael Murphy of Boston, Republican.	George C. Tegan of Boston, Republican.
BOSTON:						
Ward 2, Precinct 1	1	84	450	492	37	50
" 2, " 2	2	214	352	364	15	20
" 2, " 3	3	154	384	426	13	10
" 2, " 4	4	198	467	372	24	38
" 2, " 5	5	160	365	349	20	31
" 2, " 6	6	109	572	633	24	44
" 2, " 7	7	103	389	402	82	72
" 2, " 8	8	141	411	363	30	32
" 2, " 9	9	155	336	330	38	38
" 2, " 10	10	91	458	444	59	92
" 2, " 11	11	173	406	375	14	88
" 2, " 12	12	200	455	424	34	115
" 2, " 13	13	166	524	470	23	221
" 2, " 14	14	188	378	334	65	71
" 2, " 15	15	212	394	380	45	77
" 2, " 16	16	143	434	382	35	96
" 2, " 17	17	162	528	539	33	83
Totals		2653	7303	7079	591	1158

Third District.		George Leary of Boston, Democratic.	Frank M. Leonardi of Boston, Democratic.	James Penta of Boston, Independent.	Allan M. Yoffa of Boston, Republican.	Beatrice Zottoli of Boston, Republican.
BOSTON:						
Ward 3, Precinct 1	1	483	739	127	83	86
" 3, " 2	2	452	593	139	48	103
" 3, " 3	3	472	383	142	73	84
" 3, " 4	4	636	428	41	188	68
" 3, " 5	5	506	306	24	225	121
" 3, " 6	6	469	331	18	242	219
" 3, " 7	7	430	314	29	298	260
" 3, " 8	8	422	288	21	113	94
" 3, " 9	9	469	518	23	80	71

Representatives in the General Court — Continued.

County of Suffolk — Continued.

Third District — Con.			George Leary of Boston, Democratic.	Frank M. Leonard of Boston, Democratic.	James Penta of Boston, Independent.	Allan M. Yoffa of Boston, Republican.	Beatrice Zottoli of Boston, Republican.
BOSTON—Con.:							
Ward 3, Precinct 10			614	436	17	68	56
" 3, " 11			487	414	25	110	98
" 3, " 12			450	395	150	24	97
" 3, " 13			495	643	213	42	145
" 3, " 14			409	598	206	47	122
" 3, " 15			647	495	59	73	66
" 3, " 16			603	446	48	195	81
" 3, " 17			582	341	32	223	171
" 3, " 18			412	381	27	75	79
" 3, " 19			511	417	16	127	96
Totals			9549	8666	1357	2334	2117

Fourth District.			John A. Cronin of Boston, Democratic.	Benjamin A. Flannery of Boston, Independent Voters Candidate.	Charles J. Jones of Boston, Republican.	Edward Joseph O'Brien of Boston, Democratic.	George W. Roberts of Boston, Republican.
BOSTON:							
Ward 4, Precinct 1			383	104	244	337	302
" 4, " 2			345	121	261	317	345
" 4, " 3			139	111	331	117	416
" 4, " 4			236	211	375	226	405
" 4, " 5			240	203	267	225	361
" 4, " 6			321	176	323	283	428
" 4, " 7			185	267	321	178	414
" 4, " 8			233	189	311	290	410
" 4, " 9			257	170	352	289	448
" 4, " 10			302	143	341	286	444
" 4, " 11			244	192	423	230	530
" 4, " 12			215	170	408	185	480
" 4, " 13			243	170	465	222	580
" 4, " 14			289	106	261	241	336
" 4, " 15			242	109	473	198	477
Totals			3874	2442	5156	3624	6376

Fifth District.		Christian A. Herter of Boston, Republican.	J. Lawrence Lombard of Boston, Democratic.	George A. Parker of Boston, Republican.	George L. Pasqua of Boston, Democratic.
BOSTON:					
Ward 5, Precinct 1		202	534	181	342
" 5, " 2		376	446	341	301
" 5, " 3		324	400	294	270
" 5, " 4		715	114	627	65
" 5, " 5		616	230	553	184
" 5, " 6		443	301	374	363
" 5, " 7		737	153	638	108
" 5, " 8		741	141	634	87
" 5, " 9		485	65	399	46
" 5, " 10		657	132	555	79
" 5, " 11		634	136	536	73
" 5, " 12		694	155	607	104
" 5, " 13		505	138	439	76
" 5, " 14		701	228	591	116
" 5, " 15		822	252	688	158
Totals		8652	3425	7457	2372

Sixth District.		John E. Powers of Boston, Democratic.	John B. Wenzler of Boston, Democratic.
BOSTON:			
Ward 6, Precinct 1		433	446
" 6, " 2		428	449
" 6, " 3		624	633
" 6, " 4		586	580
" 6, " 5		604	584
" 6, " 6		585	605
" 6, " 7		567	559
" 6, " 8		568	558
" 6, " 9		649	600
" 6, " 10		621	590
" 6, " 11		653	572
" 6, " 12		602	590
" 6, " 13		654	599
" 6, " 14		675	631
" 6, " 15		692	555
" 6, " 16		480	571
Totals		9421	9102

Representatives in the General Court — Continued.

County of Suffolk — Continued.

Seventh District.		Thomas E. Linehan of Boston, Dem- ocratic.	Leo J. Sullivan of Boston, Demo- cratic.	Eighth District.		Ernest William Dullea of Boston, Democratic.	Edward Malloof of Boston, Repub- lican.	George F. Mc- Mahon of Bos- ton, Democratic.
BOSTON:				BOSTON:				
Ward 7, Precinct 1	1	566	624	Ward 8, Precinct 1	1	449	74	407
" " " " 2	2	507	605	" " " " 2	2	411	172	350
" " " " 3	3	555	598	" " " " 3	3	327	294	313
" " " " 4	4	479	617	" " " " 4	4	472	161	492
" " " " 5	5	537	534	" " " " 5	5	546	97	532
" " " " 6	6	548	555	" " " " 6	6	475	97	452
" " " " 7	7	610	588	" " " " 7	7	552	109	495
" " " " 8	8	591	590	" " " " 8	8	556	184	498
" " " " 9	9	601	532	" " " " 9	9	538	87	514
" " " " 10	10	547	481	" " " " 10	10	516	87	490
" " " " 11	11	597	531	" " " " 11	11	648	82	633
" " " " 12	12	552	501	" " " " 12	12	577	67	619
" " " " 13	13	622	569	" " " " 13	13	601	67	543
" " " " 14	14	515	531	" " " " 14	14	522	61	460
" " " " 15	15	481	495	Totals		7190	1629	6798
" " " " 16	16	473	480					
" " " " 17	17	447	522					
Totals		9358	9353					

Ninth District.		Victor C. Byrnes of Boston, The Peo- ple's Candidate.	John J. Craven of Boston, Demo- cratic.	Alfred Haughton of Boston, Repub- lican.	Joseph H. Nelson of Boston, Repub- lican.	David M. Owens of Boston, Demo- cratic.	William J. Smith of Boston, Inde- pendent.
BOSTON:							
Ward 9, Precinct 1	1	14	499	143	130	509	49
" " " " 2	2	20	468	189	181	410	110
" " " " 3	3	25	415	218	222	333	84
" " " " 4	4	29	257	323	368	214	16
" " " " 5	5	51	312	242	285	216	18
" " " " 6	6	40	293	263	346	189	35
" " " " 7	7	49	108	351	435	106	3
" " " " 8	8	27	243	209	261	202	12
" " " " 9	9	77	353	204	282	244	13
" " " " 10	10	19	393	51	51	422	23
" " " " 11	11	7	256	71	77	267	15
" " " " 12	12	9	408	50	60	428	22
" " " " 13	13	5	469	103	134	444	29
" " " " 14	14	36	356	77	97	361	38
" " " " 15	15	12	516	74	89	442	49
Totals		420	5346	2568	3018	4787	507

Tenth District.		Francis J. Casey of Boston, Repub- lican.	Charles Dunigan of Boston, The Uni- on Party.	Peter J. Graham of Boston, Demo- cratic.	John J. McCarthy Jr. of Boston, Republican.	Alfred J. Moore of Boston, Demo- cratic.
BOSTON:						
Ward 10, Precinct 1	1	93	23	473	133	372
" " " " 2	2	112	17	494	169	428
" " " " 3	3	108	23	487	221	466
" " " " 4	4	73	17	525	118	413
" " " " 5	5	64	23	458	123	376
" " " " 6	6	45	28	422	197	388
" " " " 7	7	121	22	568	150	473
" " " " 8	8	98	22	504	269	420
" " " " 9	9	199	13	498	212	477
" " " " 10	10	266	16	500	226	452
" " " " 11	11	45	18	520	59	461
" " " " 12	12	43	19	601	51	485
" " " " 13	13	77	26	592	86	424
" " " " 14	14	107	23	512	106	500
" " " " 15	15	106	23	460	117	451
" " " " 16	16	205	13	506	209	476
Totals		1762	331	8120	2446	7062

Representatives in the General Court — Continued.

County of Suffolk — Continued.

Eleventh District.		Adolf A. Brewster of Boston, Repub- lican.	James Warren Getz of Boston, Re- publican.	Thomas F. Mc- Creedy of Bos- ton, Democratic.	William E. Mooney of Boston, Demo- cratic.
BOSTON:					
Ward 11, Precinct 1		151	140	435	473
" 11, " 2		70	78	452	541
" 11, " 3		97	149	377	462
" 11, " 4		66	68	383	445
" 11, " 5		205	104	337	354
" 11, " 6		206	222	464	396
" 11, " 7		268	278	402	352
" 11, " 8		203	189	620	487
" 11, " 9		197	285	516	411
" 11, " 10		101	139	539	447
" 11, " 11		223	237	699	548
" 11, " 12		61	69	546	528
" 11, " 13		51	60	454	449
" 11, " 14		101	114	527	451
" 11, " 15		98	117	470	437
" 11, " 16		116	124	506	480
Totals		2214	2373	7727	7251

Twelfth District.		Samuel H. Cohen of Boston, Repub- lican.	John Curran of Bos- ton, Independent.	Harry Kahns of Bos- ton, Democratic.	Edward P. Keefe of Boston, Inde- pendent.	William L. Roper of Boston, Inde- pendent.	John F. Russo of Boston, The Un- ion Party.	Abraham I. Zimmon of Boston, Demo- cratic, Repub- lican.
BOSTON:								
Ward 12, Precinct 1		197	70	374	60	37	111	291
" 12, " 2		166	52	324	45	15	125	282
" 12, " 3		214	48	264	41	37	244	248
" 12, " 4		233	82	340	63	17	95	305
" 12, " 5		193	52	286	42	46	197	306
" 12, " 6		239	43	328	26	158	118	295
" 12, " 7		195	34	359	32	145	58	308
" 12, " 8		160	109	391	45	37	52	295
" 12, " 9		180	61	402	39	47	30	306
" 12, " 10		290	16	504	11	70	16	382
" 12, " 11		265	13	189	14	340	14	267
" 12, " 12		278	2	323	6	299	6	358
" 12, " 13		449	39	512	5	5	6	318
" 12, " 14		329	1	480	6	27	6	433
" 12, " 15		321	4	454	6	6	6	359
" 12, " 16		314	9	440	6	4	1	408
" 12, " 17		286	12	464	1	7	1	385
" 12, " 18		337	6	579	3	12	5	414
" 12, " 19		271	8	354	3	117	1	340
Totals		4917	651	7367	454	1426	1087	6302

Thirteenth District.		Thomas F. Coyne of Boston, Dem- ocratic.	Thomas J. Hannon, Jr., of Boston, Democratic.	Thirteenth District— Con.		Thomas F. Coyne of Boston, Dem- ocratic.	Thomas J. Hannon, Jr., of Boston, Democratic.
BOSTON:				BOSTON—Con.:			
Ward 13, Precinct 1		508	543	Ward 13, Precinct 10		608	586
" 13, " 2		484	564	" 13, " 11		582	563
" 13, " 3		584	665	" 13, " 12		494	502
" 13, " 4		575	559	" 13, " 13		710	619
" 13, " 5		563	578	" 13, " 14		607	646
" 13, " 6		500	535	" 13, " 15		608	658
" 13, " 7		430	427	Totals		612	597
" 13, " 8		666	658			8966	9138
" 13, " 9		435	438				

Representatives in the General Court — Continued.

County of Suffolk — Continued

Fourteenth District.			Charles Kaplan of Boston, Democratic.	Morris Kritzman of Boston, Democratic.	Charles Miller of Boston, Republican.	Wilfred S. Mirsky of Boston, Independent.	Louis P. Rabinovitz of Boston, Republican.	All Others.
Boston:								
Ward 14, Precinct 1	1	533	475	261	28	214		
" " " " 2	2	450	356	268	31	230		
" " " " 3	3	464	312	261	39	230		
" " " " 4	4	367	290	341	45	353		
" " " " 5	5	413	311	383	37	255		
" " " " 6	6	342	247	391	19	254		
" " " " 7	7	394	251	444	6	248		
" " " " 8	8	303	271	413	41	360		
" " " " 9	9	397	297	321	69	407		
" " " " 10	10	354	284	366	30	320		
" " " " 11	11	328	319	435	18	289		
" " " " 12	12	349	392	370	45	282		
" " " " 13	13	383	423	364	53	255		
" " " " 14	14	322	418	255	85	260		
" " " " 15	15	280	342	284	52	282		
" " " " 16	16	340	437	291	28	259		
" " " " 17	17	396	529	282	39	303	1	
" " " " 18	18	405	575	271	50	267		
" " " " 19	19	375	403	305	67	251		
" " " " 20	20	289	348	418	26	348		
" " " " 21	21	397	244	353	26	339		
Totals		7791	7524	7077	834	6006		1

Fifteenth District.				Sixteenth District — Con.			
Boston:				Boston — Con.:			
Ward 15, Precinct 1	1	97	576	564	565	90	78
" " " " 2	2	78	502	438	554	138	109
" " " " 3	3	100	619	547	585	141	139
" " " " 4	4	92	567	531	597	103	93
" " " " 5	5	102	525	469	514	136	127
" " " " 6	6	116	627	506	554	110	114
" " " " 7	7	137	639	560	493	179	125
" " " " 8	8	96	618	484			
" " " " 9	9	114	553	491			
" " " " 10	10	109	619	505			
" " " " 11	11	113	646	524			
" " " " 12	12	153	617	505			
" " " " 13	13	91	513	422			
" " " " 14	14	61	509	450			
" " " " 15	15	98	606	416			
Totals		1557	8736	7412			

Sixteenth District.				Seventeenth District.			
Boston:				Boston:			
Ward 16, Precinct 1	1	518	620	117	121		
" " " " 2	2	460	604	119	112		
" " " " 3	3	395	556	157	144		
" " " " 4	4	531	585	108	103		
" " " " 5	5	512	555	147	122		
" " " " 6	6	556	593	119	153		
" " " " 7	7	568	584	156	136		
" " " " 8	8	554	559	133	113		
" " " " 9	9	403	420	230	244		
" " " " 10	10	468	469	167	184		
" " " " 11	11	446	472	196	197		
" " " " 12	12	501	522	161	141		
" " " " 13	13	497	492	193	161		

Sixteenth District — Con.				Seventeenth District.			
Ward 16, Precinct 14	14	564	565	90	78		
" " " " 15	15	481	554	138	109		
" " " " 16	16	561	585	141	139		
" " " " 17	17	597	630	103	93		
" " " " 18	18	514	511	136	127		
" " " " 19	19	554	595	110	114		
" " " " 20	20	493	523	179	125		
Totals		10276	10994	2900	2716		

Seventeenth District.			
Ward 17, Precinct 1	1	240	201
" " " " 2	2	235	188
" " " " 3	3	159	128
" " " " 4	4	289	201
" " " " 5	5	292	239
" " " " 6	6	275	237
" " " " 7	7	353	297
" " " " 8	8	210	162
" " " " 9	9	289	223
" " " " 10	10	287	242
" " " " 11	11	191	139
" " " " 12	12	264	222
" " " " 13	13	262	223
" " " " 14	14	179	147
" " " " 15	15	207	210
" " " " 16	16	256	273
" " " " 17	17	212	221
" " " " 18	18	158	114
" " " " 19	19	222	187
" " " " 20	20	112	104
Totals		4692	3958

Representatives in the General Court — Continued.

County of Suffolk — Continued.

Eighteenth District.		Thomas Farquhar Bryce of Boston, Independent.	Michael Paul Feeney of Bos- ton, Democratic.	Stephen L. Hughes of Boston, Re- publican.	Abner Gray Mes- singer of Boston, Republican.	Frank J. Morrison of Boston, Inde- pendent, Demo- cratic.	All Others.
BOSTON:							
Ward	18, Precinct 1	34	424	183	204	326	
"	18, " 2	24	414	208	297	331	
"	18, " 3	20	381	254	300	306	1
"	18, " 4	27	369	393	363	370	
"	18, " 5	31	454	292	355	327	
"	18, " 6	30	415	294	348	317	
"	18, " 7	27	570	220	144	433	
"	18, " 8	66	421	285	257	355	
"	18, " 9	29	381	352	277	344	
"	18, " 10	23	416	401	333	328	
"	18, " 11	26	381	409	398	320	
"	18, " 12	50	548	280	225	572	1
"	18, " 13	100	408	346	317	332	
"	18, " 14	104	365	296	274	307	
"	18, " 15	59	514	317	312	414	
"	18, " 16	72	229	562	499	211	
"	18, " 17	60	475	321	196	360	
"	18, " 18	36	580	233	162	467	
"	18, " 19	27	510	257	162	460	
"	18, " 20	33	531	278	153	422	
"	18, " 21	19	364	224	345	323	
Totals		897	9150	6405	5889	7625	2

Nineteenth District.		Lawrence P. Mc- Hugh of Boston, Democratic.	John Philip White of Boston, Dem- ocratic.	All Others.
BOSTON:				
Ward	19, Precinct 1	691	565	
"	19, " 2	690	678	
"	19, " 3	668	638	
"	19, " 4	755	676	
"	19, " 5	566	595	
"	19, " 6	667	624	
"	19, " 7	527	527	
"	19, " 8	595	598	7
"	19, " 9	546	554	
"	19, " 10	706	681	
"	19, " 11	721	677	
"	19, " 12	711	662	
"	19, " 13	672	626	
"	19, " 14	500	494	
"	19, " 15	654	627	
"	19, " 16	670	682	
"	19, " 17	465	477	
Totals		10804	10381	7

Twentieth District.		Eric A. Nelson of Boston, Repub- lican.	Charles H. Savage of Boston, Dem- ocratic.	Fred G. Tessin, Jr., of Boston, Re- publican.	James L. Valley of Boston, Dem- ocratic.
BOSTON:					
Ward	20, Precinct 1	481	302	405	284
"	20, " 2	416	324	272	345
"	20, " 3	344	363	233	365
"	20, " 4	423	327	311	313
"	20, " 5	375	384	285	424
"	20, " 6	363	499	243	494
"	20, " 7	340	402	256	365
"	20, " 8	293	453	224	607
"	20, " 9	370	390	235	415
"	20, " 10	379	403	221	596
"	20, " 11	541	287	398	301
"	20, " 12	468	280	333	284

Twentieth District — Con.		Eric A. Nelson of Boston, Repub- lican.	Charles H. Savage of Boston, Dem- ocratic.	Fred G. Tessin, Jr., of Boston, Re- publican.	James L. Valley of Boston, Dem- ocratic.
BOSTON — Con.:					
Ward	20, Precinct 13	435	382	313	395
"	20, " 14	421	391	306	416
"	20, " 15	375	345	203	453
"	20, " 16	391	405	197	468
"	20, " 17	400	516	253	467
"	20, " 18	452	321	322	368
"	20, " 19	319	506	199	432
"	20, " 20	465	412	300	355
"	20, " 21	376	379	210	425
"	20, " 22	349	339	233	396
Totals		8776	8410	5952	8968

Twenty-First District.		James Pierce Blake of Boston, The Union Party.	Andrew F. Carlin of Boston, Repub- lican.	Charles D. Driscoll of Boston, Dem- ocratic.
BOSTON:				
Ward	21, Precinct 1	10	621	408
"	21, " 2	6	499	420
"	21, " 3	6	473	416
"	21, " 4	12	428	339
"	21, " 5	13	434	294
"	21, " 6	11	496	372
"	21, " 7	9	443	493
"	21, " 8	9	473	405
"	21, " 9	7	399	304
"	21, " 10	5	385	259
"	21, " 11	13	344	547
"	21, " 12	26	418	486
"	21, " 13	5	425	339
"	21, " 14	3	457	420
"	21, " 15	3	480	375
"	21, " 16	7	282	471
"	21, " 17	10	193	564
"	21, " 18	4	323	351
Totals		159	7573	7466

Representatives in the General Court — Continued.

County of Suffolk — Concluded

Twenty-Second District.		Jeremiah D. W. Crowley of Boston, Democratic.	George A. McCulloch of Boston, Republican.	Twenty-Fourth District.		Frederick B. Hobart of Chelsea, Republican.	George A. Innes of Chelsea, Democratic.	Jeremiah Kanneus of Chelsea, Independent.
BOSTON:				CHELSEA:				
Ward 22, Precinct 1		470	166	Ward 4, Precinct 1		58	292	181
" 22, " 2		534	245	" 4, " 2		327	672	446
" 22, " 3		528	264	" 5, " 1		549	914	397
" 22, " 4		541	151	" 5, " 2		782	887	373
" 22, " 5		664	114	Totals		1716	2765	1397
" 22, " 6		664	129	Twenty-Fifth District.		Warren M. Campbell of Revere, Republican.	Peter J. Jordan of Revere, Republican, Democratic.	William H. J. Rowan of Revere, Democratic.
" 22, " 7		641	145	REVERE:				
" 22, " 8		637	151	Ward 1, Precinct 1		652	580	426
" 22, " 9		485	345	" 1, " 2		619	605	524
" 22, " 10		701	156	" 2, " 1		524	666	690
" 22, " 11		626	257	" 3, " 1		500	1215	995
" 22, " 12		512	293	" 3, " 2		977	812	1205
" 22, " 13		691	175	" 4, " 1		558	951	705
" 22, " 14		603	250	" 4, " 2		947	991	1151
" 22, " 15		578	200	" 4, " 3		339	402	266
" 22, " 16		592	199	" 4, " 4		190	133	77
" 22, " 17		645	158	" 4, " 5		560	479	383
Totals		10112	3398	" 5, " 1		501	562	709
Twenty-Third District.		Joseph A. Melley of Chelsea, Republican, Democratic.		" 5, " 2		341	204	284
CHELSEA:				Totals		6608	7600	7415
Ward 1, Precinct 1		794		Twenty-Sixth District.				
" 1, " 2		966		WINTHROP:				
" 2, " 1		939		Precinct 1				1569
" 2, " 2		876		" 2				1463
" 3, " 1		1479		" 3				1571
" 3, " 2		1120		" 4				1167
Totals		6174		" 5				1081
				Totals				6857

County of Worcester.

First District.		Charles H. Cooke of Athol, Republican.	Joseph H. Higgins of Barre, Democratic.
Athol:			
Precinct 1		1236	332
" 2		1911	757
Barre:			
Precinct 1		425	327
" 2		125	422
Petersham		271	96
Phillipston		95	67
Totals		4063	2001



Representatives in the General Court — Continued.

County of Worcester — Continued.

Second District.		Fred A. Blake of Gardner, Democratic.	Charles J. Campbell of Rutland, Republican.	Norman B. Dupois of Gardner, Democratic.	Hugh C. Hunter of Gardner, Republican.
GARDNER:					
Ward 1		343	662	172	918
" 2A		537	183	466	328
" 2B		532	142	466	294
" 3A		573	66	603	190
" 3B		383	86	427	163
" 4		759	431	520	690
" 5		651	499	325	805
Hubbardston		111	194	67	187
Royalston:					
Precinct 1		31	88	9	105
" 2		61	53	41	60
Rutland		209	487	152	276
Templeton:					
Precinct 1		95	203	49	197
" 2		146	106	104	157
" 3		104	21	94	32
" 4		240	348	189	395
Winchendon		963	892	790	1110
Totals		5738	4461	4474	5907

Third District.		J. Henry Morin of Spencer, Democratic.	George E. Rice of Spencer, Republican.	Fourth District.		Edmund A. Ryan of Southbridge, Democratic.	Edward William Staves of Southbridge, Republican.	Valmore P. Treat of Southbridge, Democratic.	All Others.
Hardwick:				Brookfield		163	396	130	—
Precinct 1		34	182	Charlton		242	618	223	—
" 2		280	194	East Brookfield		135	233	107	—
" 3		84	50	Southbridge		2285	3731	3127	12
New Braintree		36	94	Sturbridge		187	427	255	—
North Brookfield		482	595	Warren:					
Oakham		31	140	Precinct A		275	585	227	1
Paxton		87	245	" B		175	322	195	—
Spencer		1450	1410	West Brookfield		153	435	111	—
Totals		2484	2910	Totals		3615	6747	4375	3

Fifth District.		Lawrence J. Dugan of Webster, Democratic.	Arthur R. McLean of Webster, Republican.	Joseph N. O'Kane of Dudley, Democratic.	Manford R. Spalding of Auburn, Republican.	All Others.
Auburn:						
Precinct 1		96	380	154	715	—
" 2		209	529	243	989	—
" 3		50	167	83	216	—
Dudley		743	523	997	488	—
Leicester:						
Precinct 1		182	429	177	479	—
" 2		334	114	357	257	—
" 3		181	132	169	181	—
Oxford:						
Precinct 1		342	382	476	745	—
" 2		162	73	210	276	—
Webster		2840	2235	2683	1382	—
Totals		5139	4964	5549	5728	2

Representatives in the General Court — Continued.

County of Worcester — Continued.

Sixth District.					Ninth District.					
		Michael J. Conway of Millville, Dem- ocratic.	Carl J. Smith of Millbury, Repub- lican.	All Others.			Theodore Andrews of Clinton, Re- publican.	Joseph A. Bailey of Clinton, Demo- cratic.	Charles Dwight Princeton, Dem- ocratic.	Edgar A. Whitcomb of West Boylston, Republican.
Douglas . . . . .		415	523	—	Berlin . . . . .		382	57	46	344
Millbury . . . . .		1538	1285	—	Bolton . . . . .		262	36	24	237
Millville . . . . .		724	101	—	Boylston . . . . .		376	78	64	361
Sutton:					Clinton . . . . .		3023	3157	2212	2032
Precinct 1 . . . . .		110	276	1	Harvard . . . . .		382	76	69	338
" 2 . . . . .		290	125	—	Holden . . . . .		1153	365	365	1000
" 3 . . . . .		118	87	1	Lancaster . . . . .		810	205	132	698
Uxbridge:					Northborough . . . . .		720	237	175	650
Precinct 1 . . . . .		1221	694	—	Princeton . . . . .		212	26	82	203
" 2 . . . . .		531	276	—	Sterling . . . . .		571	102	102	537
Totals . . . . .		4947	3367	12	West Boylston . . . . .		622	105	91	709
					Totals . . . . .		\$513	4444	3362	7169

Seventh District.					Tenth District.					
			Gaston A. Daoust of Northbridge, Democratic.	John W. Lasell of Northbridge, Republican.			Fred D. Beaudoin of Leominster, Democratic.	Fredric C. England of Leominster, Republican.	Arthur U. Mahan of Leominster, Democratic.	Paul R. Nettel of Leominster, Republican.
Blackstone . . . . .			1396	437	Ashburnham:					
Hopedale . . . . .			286	1163	Precinct 1 . . . . .		144	274	114	303
Mendon . . . . .			151	380	" 2 . . . . .		153	113	106	120
Northbridge . . . . .					FITCHBURG:					
Precinct 1 . . . . .			1132	2210	Ward 1, Precinct A . . . . .		861	153	760	168
" 2 . . . . .			819	159	" 1, " B . . . . .		579	380	513	391
Totals . . . . .			3784	4349	" 1, " C . . . . .		321	356	301	382
					LEOMINSTER:					
	Nathan Rosenfeld of Milford, Re- publican.	Malcolm J. Salmon of Shrewsbury, Democratic.	Michael Slaugh- nessy of Upton, Democratic.	Christopher J. Tyr- rell of Westbor- ough, Republican.	Ward 1 . . . . .		461	652	606	667
Grafton:					" 2, Precinct A . . . . .		1264	179	894	225
Precinct 1 . . . . .		491	144	137	" 2, " B . . . . .		594	106	492	111
" 2 . . . . .		482	327	295	" 3 . . . . .		796	465	867	508
" 3 . . . . .		493	509	385	" 4 . . . . .		408	584	601	653
Milford:					" 5, Precinct A . . . . .		197	571	295	582
Precinct 1 . . . . .		469	577	573	" 5, " B . . . . .		243	715	329	823
" 2 . . . . .		849	366	365	Westminster . . . . .		167	294	142	305
" 3 . . . . .		520	458	517	Totals . . . . .		6188	4842	6020	5237
" 4 . . . . .		538	569	563						
" 5 . . . . .		668	453	487						
Shrewsbury:										
Precinct 1 . . . . .		917	493	145						
" 2 . . . . .		560	822	332						
Southborough:										
Precinct 1 . . . . .		381	179	132						
" 2 . . . . .		148	62	43						
Upton . . . . .		592	151	407						
Westborough . . . . .		1242	421	359						
Totals . . . . .		8350	5531	4742						

Eleventh District.					
		Phyllis J. Lynch of Fitchburg, Dem- ocratic.	Edwin H. Nichols of Fitchburg, Re- publican.	Ubert C. Russell of Fitchburg, Re- publican.	James T. Violette of Fitchburg, Dem- ocratic.
FITCHBURG:					
Ward 2, Precinct A . . . . .		585	401	460	545
" 2, " B . . . . .		1202	231	280	1240
" 2, " C . . . . .		642	154	170	703
" 2, " D . . . . .		343	257	297	336
" 3, " A . . . . .		509	671	699	455
" 3, " B . . . . .		469	314	331	433
" 4, " A . . . . .		301	623	643	824
" 4, " B . . . . .		399	720	702	337
" 5, " A . . . . .		233	422	471	169
" 5, " B . . . . .		545	579	707	411
" 6, " A . . . . .		752	184	238	709
" 6, " B . . . . .		563	402	463	471
" 6, " C . . . . .		488	487	571	366
Lunenburg . . . . .		258	514	537	231
Totals . . . . .		7289	5941	6587	6630

Representatives in the General Court — Continued.

County of Worcester — Continued.

Twelfth District.		Martin Swanson of Worcester, Republican.	Sixteenth District.		Charles F. Jeff Sullivan of Worcester, Democratic.
WORCESTER:			WORCESTER:		
Ward 1, Precinct 1		731	Ward 5, Precinct 1		705
" 1, " 2		581	" 5, " 2		875
" 1, " 3		793	" 5, " 3		947
" 1, " 4		1191	" 5, " 4		712
" 1, " 5		843	" 5, " 5		1006
" 1, " 6		995	" 5, " 6		878
" 1, " 7		842	" 5, " 7		755
" 1, " 8		684	Totals		5878
Totals		6660			

Thirteenth District.		Sven A. Erickson of Worcester, Republican.	Seventeenth District.		Gustaf A. Carlson of Worcester, Republican.	John J. Deedy of Worcester, Democratic.
WORCESTER:			WORCESTER:			
Ward 2, Precinct 1		733	Ward 6, Precinct 1		347	533
" 2, " 2		636	" 6, " 2		329	540
" 2, " 3		868	" 6, " 3		181	668
" 2, " 4		872	" 6, " 4		836	107
" 2, " 5		561	" 6, " 5		542	376
" 2, " 6		677	" 6, " 6		467	629
" 2, " 7		1083	" 6, " 7		436	709
" 2, " 8		631	" 6, " 8		657	145
Totals		6061	Totals		3795	3707

Fourteenth District.		James J. McCreail of Worcester, Democratic.	Eighteenth District.		Arthur Brotherton of Worcester, Republican.	William D. Fleming of Worcester, Democratic.
WORCESTER:			WORCESTER:			
Ward 3, Precinct 1		1047	Ward 7, Precinct 1		267	537
" 3, " 2		802	" 7, " 2		325	633
" 3, " 3		680	" 7, " 3		398	441
" 3, " 4		1213	" 7, " 4		611	768
" 3, " 5		515	" 7, " 5		468	662
" 3, " 6		689	" 7, " 6		280	606
" 3, " 7		476	" 7, " 7		718	559
" 3, " 8		734	" 7, " 8		391	365
Totals		6156	Totals		3658	4571

Fifteenth District.		Charles A. Kelley of Worcester, Democratic.	Howard O. Santon of Worcester, Republican.	Nineteenth District.		Anthony R. Doyle of Worcester, Democratic.	John J. Sheridan of Worcester, Republican.
WORCESTER:				WORCESTER:			
Ward 4, Precinct 1		1210	124	Ward 8, Precinct 1		525	398
" 4, " 2		707	120	" 8, " 2		789	367
" 4, " 3		544	304	" 8, " 3		831	503
" 4, " 4		606	248	" 8, " 4		644	658
" 4, " 5		462	326	" 8, " 5		410	306
" 4, " 6		658	288	" 8, " 6		428	364
" 4, " 7		815	160	Totals		3627	2596
" 4, " 8		622	230				
" 4, " 9		373	199				
Totals		6197	1999				

Representatives in the General Court — Concluded.

County of Worcester — Concluded.

Twentieth District.		John D. Horgan of Worcester, Democratic.	J. Francis Southgate of Worcester, Republican.	Twenty-First District.		John H. Burke of Worcester, Democratic.	Frank Clarkson of Worcester, Republican.
WORCESTER:							
Ward 9, Precinct 1		637	537	Ward 10, Precinct 1		427	1005
" 9, " 2		518	722	" 10, " 2		646	810
" 9, " 3		620	599	" 10, " 3		411	412
" 9, " 4		451	648	" 10, " 4		240	638
" 9, " 5		373	747	" 10, " 5		327	963
" 9, " 6		285	592	" 10, " 6		282	595
" 9, " 7		219	790	" 10, " 7		260	572
Totals		3103	4635	Totals		2593	4975

District Attorney.

Suffolk District.

Cities and Towns.	William J. Foley of Boston, Democratic.	Malcolm F. Nichols of Boston, Republican.	All Others.	Blanks.	Total Ballots.
BOSTON	193021	99704	10	19087	311822
CHELSEA	8838	3480		1594	13912
REVERE	8803	4940		1130	14873
Winthrop	3269	4688		362	8319
Totals	213931	112812	10	22173	348926

Northern District.

Cities and Towns.	Robert F. Bradford of Cambridge, Republican.	Joseph V. Carroll of Belmont, Democratic.	All Others.	Blanks.	Total Ballots.
Acton	1135	189		44	1368
Arlington	10922	6533		567	18022
Ashby	298	57		17	372
Ashland	848	387		107	1342
Ayer	745	451		80	1276
Bedford	688	250		69	1007
Belmont	8042	4287		254	12583
Billerica	1766	1149		153	3068
Boxborough	122	33		9	164
Burlington	550	353	1	74	978
CAMBRIDGE	20104	23600		2576	46280
Carlisle	289	29		18	336
Chelmsford	2424	790		165	3379
Concord	2343	893		104	3340
Dracut	1679	766		159	2604
Dunstable	154	25		19	198
EVERETT	9523	7783		1160	18468
Frammingham	5169	3997		529	9695
Groton	941	298		101	1340
Holliston	1059	365		67	1491
Hopkinton	699	500		65	1264
Hudson	1651	1555		163	3369
Lexington	3746	1200		158	5104
Lincoln	672	153		24	849
Littleton	625	91		30	746
LOWELL	18691	20793		1851	41335
MALDEN	12618	8991		1348	22957
MARLBOROUGH	3597	3494		495	7586
Maynard	1380	1399		166	2945
MEDFORD	14478	11144		1343	26965
MELROSE	10165	2001		399	12565
Natick	3799	2666		406	6871
NEWTON	23142	8998		1144	33284
North Reading	754	374		75	1203

*District Attorney — Continued.*  
**Northern District — Concluded.**

Cities and Towns.	Robert F. Bradford of Cambridge, Republican.	Joseph V. Carroll of Belmont, Demo- cratic.	All Others.	Blanks.	Total Ballots.
Pepperell . . . . .	926	401	—	73	1400
Reading . . . . .	4081	915	—	168	5164
Sherborn . . . . .	371	81	—	22	474
Shirley . . . . .	449	373	—	44	866
SOMERVILLE . . . . .	19505	19687	—	2177	41369
Stoneham . . . . .	3151	1433	—	220	4804
Stow . . . . .	453	45	—	22	520
Sudbury . . . . .	696	100	—	19	815
Tewksbury . . . . .	790	463	—	55	1308
Townsend . . . . .	758	141	—	46	945
Tyngsborough . . . . .	463	170	—	29	662
Wakefield . . . . .	4588	2419	—	456	7463
WALTHAM . . . . .	8084	7503	—	768	17255
Watertown . . . . .	7894	6991	—	438	15323
Wayland . . . . .	1113	430	—	56	1599
Westford . . . . .	817	498	—	91	1406
Weston . . . . .	1564	331	—	39	1934
Wilmington . . . . .	1080	529	—	104	1713
Winchester . . . . .	4680	1773	—	225	6678
WOBURN . . . . .	3704	4632	2	434	8772
Totals . . . . .	230887	164509	3	19425	414824

**Eastern District.**

Cities and Towns.	Hugh A. Clegg of Methuen, Repub- lican.	Alphonse E. Mc- Carthy of Lynn, Democratic.	All Others.	Blanks.	Total Ballots.
Amesbury . . . . .	2825	1531	—	344	4700
Andover . . . . .	2944	1210	—	270	5424
BEVERLY . . . . .	8353	2624	—	709	11688
Boxford . . . . .	308	32	—	13	353
Danvers . . . . .	3656	1272	—	267	5195
Essex . . . . .	632	111	—	64	807
Georgetown . . . . .	803	130	—	66	999
GLOUCESTER . . . . .	6227	1916	—	605	8748
Groveland . . . . .	778	262	—	65	1105
Hamilton . . . . .	857	208	—	61	1126
Haverhill . . . . .	11661	7150	—	1092	19903
Ipswich . . . . .	1790	619	—	182	2591
LAWRENCE . . . . .	15889	17921	—	2035	35845
LYNN . . . . .	21835	18433	1	2140	42409
Lynnfield . . . . .	1002	187	—	70	1259
Manchester . . . . .	1007	248	—	65	1320
Marblehead . . . . .	4618	906	—	224	5748
Merrimac . . . . .	908	242	—	69	1219
Methuen . . . . .	6745	2490	—	546	9781
Middleton . . . . .	580	141	—	35	756
Nahant . . . . .	692	308	1	47	1048
Newbury . . . . .	648	85	—	50	783
NEWBURYPORT . . . . .	4392	1596	—	555	6543
North Andover . . . . .	2719	983	—	163	3865
PEABODY . . . . .	3855	4474	—	794	9123
Rockport . . . . .	1411	332	—	163	1906
Rowley . . . . .	602	95	—	41	738
SALEM . . . . .	9996	8236	—	1232	19464
Salisbury . . . . .	715	370	—	139	1224
Saugus . . . . .	4782	1472	—	352	6606
Swampscott . . . . .	4192	1126	—	188	5506
Topsfield . . . . .	500	46	—	25	571
Wenham . . . . .	591	48	—	30	669
West Newbury . . . . .	578	93	—	46	717
Totals . . . . .	130093	76897	2	12747	219739

## District Attorney — Continued.

## Southeastern District.

Cities and Towns.	Edmund R. Dewing of Wellesley, Re- publican.	Daniel L. Kelleher, Jr., of Brockton, Democratic.	All Others.	Blanks.	Total Ballots.
Abington . . . . .	1711	904		151	2766
Avon . . . . .	648	374		62	1084
Bellingham . . . . .	535	671		61	1267
Braintree . . . . .	5896	1952		365	8213
Bridgewater . . . . .	1659	910		136	2705
BROCKTON . . . . .	15052	12674		1357	29083
Brookline . . . . .	15761	6421		1237	23419
Canton . . . . .	1449	1359		126	2934
Carver . . . . .	324	70		24	418
Cohasset . . . . .	1154	474		88	1716
Dedham . . . . .	4637	2181		336	7154
Dover . . . . .	566	102		36	704
Duxbury . . . . .	923	132		54	1109
East Bridgewater . . . . .	1099	453		84	1636
Foxborough . . . . .	1593	591		84	2268
Franklin . . . . .	1567	1366		192	3125
Halifax . . . . .	295	83		16	394
Hanover . . . . .	972	172		57	1201
Hanson . . . . .	732	222	1	57	1012
Jingham . . . . .	2518	887		177	3582
Holbrook . . . . .	1179	390		99	1668
Hull . . . . .	753	475		108	1336
Kingston . . . . .	802	306		79	1187
Lakeville . . . . .	514	110		43	667
Marion . . . . .	587	168		61	816
Marshfield . . . . .	1056	161		44	1261
Mattapoisett . . . . .	497	142		36	675
Medfield . . . . .	786	325		45	1156
Medway . . . . .	799	586	1	107	1493
Middleborough . . . . .	2541	902		288	3731
Millis . . . . .	607	363		62	1032
Milton . . . . .	6605	2878		369	9852
Needham . . . . .	5009	786		189	5984
Norfolk . . . . .	463	178		36	677
Norwell . . . . .	721	110		52	883
Norwood . . . . .	3191	3122		309	6622
Pembroke . . . . .	594	108		21	723
Plainville . . . . .	598	99		53	750
Plymouth . . . . .	3115	1455		518	5088
Plympton . . . . .	185	47		14	246
QUINCY . . . . .	20450	10316		1667	32433
Randolph . . . . .	1816	1491		152	3459
Rochester . . . . .	326	57		17	400
Rockland . . . . .	2002	1829		245	4076
Scituate . . . . .	1559	515		111	2185
Sharon . . . . .	1350	428		62	1840
Stoughton . . . . .	1954	1580		104	3638
Walpole . . . . .	1959	1109		150	3218
Wareham . . . . .	1488	603		174	2265
Wellesley . . . . .	5579	922		172	6673
West Bridgewater . . . . .	944	286		43	1273
Westwood . . . . .	1213	271		52	1536
Weymouth . . . . .	6260	3018		470	9748
Whitman . . . . .	2465	1233		176	3874
Wrentham . . . . .	878	252		63	1193
Totals . . . . .	139936	68619	2	10891	219448

## Southern District.

Cities and Towns.	William C. Crossley of Fall River, Republican.	James P. McGuire, Jr., of Fall River, Democratic.	All Others.	Blanks.	Total Ballots.
Acushnet . . . . .	709	618		67	1394
ATTLEBORO . . . . .	6023	2389		364	8776
Barnstable . . . . .	2904	518		168	3590
Berkley . . . . .	298	118		27	443
Bourne . . . . .	970	235		92	1297
Brewster . . . . .	351	43		28	422
Chatham . . . . .	861	74		56	991
Chilmark . . . . .	117	7		7	131

*District Attorney — Continued.*  
**Southern District — Concluded**

Cities and Towns.	William C. Crossley of Fall River, Republican.	James P. McGuire, Jr., of Fall River, Democratic.	All Others.	Blanks.	Total Ballots.
Dartmouth . . . . .	2003	847		120	2970
Dennis . . . . .	867	80		66	1013
Dighton . . . . .	855	188		50	1093
Eastham . . . . .	282	11		18	311
Easton . . . . .	1862	654		118	2634
Edgartown . . . . .	533	58		62	653
Fairhaven . . . . .	2978	1228		230	4436
FALL RIVER . . . . .	19452	21764		1917	43133
Falmouth . . . . .	1572	487		156	2215
Freetown . . . . .	503	132		35	670
Gay Head . . . . .	44	13		91	148
Gosnold . . . . .	46	9			55
Harwich . . . . .	913	100		54	1067
Mansfield . . . . .	1894	801		174	2869
Mashpee . . . . .	111	49		14	174
Nantucket . . . . .	1102	187		213	1502
NEW BEDFORD . . . . .	21535	18438		1795	41768
North Attleboro . . . . .	2897	1271		413	4581
Norton . . . . .	850	302		53	1205
Oak Bluffs . . . . .	577	101		96	774
Orleans . . . . .	681	50		45	776
Provincetown . . . . .	834	469		176	1479
Raynham . . . . .	638	203		52	893
Rehoboth . . . . .	837	168		32	1037
Sandwich . . . . .	475	185		67	727
Seekonk . . . . .	1186	366		65	1617
Somerset . . . . .	1365	838		84	2287
Swansea . . . . .	1179	552		46	1777
TAUNTON . . . . .	7837	6304		856	14997
Tisbury . . . . .	647	82		58	787
Truro . . . . .	211	46		34	291
Wellfleet . . . . .	367	49		45	461
Westport . . . . .	1244	408		108	1760
West Tisbury . . . . .	117	8		6	131
Yarmouth . . . . .	864	74		51	989
Totals . . . . .	91591	60524		8209	160324

**Middle District.**

Cities and Towns.	John S. Derham of Uxbridge, Demo- cratic.	Owen A. Hoban of Gardner, Repub- lican.	All Others.	Blanks.	Total Ballots.
Ashburnham . . . . .	228	608		77	913
Athol . . . . .	976	3222		155	4353
Auburn . . . . .	794	1736		94	2624
Barre . . . . .	459	784		85	1328
Berlin . . . . .	64	394		16	474
Blackstone . . . . .	1472	369		86	1927
Bolton . . . . .	37	280		13	330
Boylston . . . . .	98	412		13	523
Brookfield . . . . .	162	386		28	576
Charlton . . . . .	263	551		26	840
Clinton . . . . .	3012	2780		228	6021
Douglas . . . . .	375	572		22	969
Dudley . . . . .	861	711		83	1655
East Brookfield . . . . .	147	205		12	364
FITCHBURG . . . . .	7334	8809		651	16794
GARDNER . . . . .	1874	5196		266	7336
Grafton . . . . .	1288	1416		81	2785
Hardwick . . . . .	405	408		35	848
Harvard . . . . .	84	405		31	520
Holden . . . . .	435	1300		47	1782
Hopedale . . . . .	252	1211		34	1497
Hubbardston . . . . .	65	265		10	340
Lancaster . . . . .	205	859		56	1120
Leicester . . . . .	929	970		43	1942
LEOMINSTER . . . . .	3552	4627		392	8571
Lunenburg . . . . .	208	661		44	913
Mendon . . . . .	145	390		29	564
Milford . . . . .	2974	2917		281	6172

## District Attorney — Continued.

## Middle District — Concluded.

Cities and Towns.	John S. Derham of Uxbridge, Democratic.	Owen A. Hoban of Gardner, Republican.	All Others.	Blanks.	Total Ballots.
Millbury . . . . .	1427	1421		66	2914
Millville . . . . .	536	271		29	836
New Braintree . . . . .	41	89		2	132
North Brookfield . . . . .	459	626		48	1133
Northborough . . . . .	262	757		60	1079
Northbridge . . . . .	2075	2202		95	4372
Oakham . . . . .	33	137		10	180
Oxford . . . . .	796	840		58	1694
Paxton . . . . .	68	263		12	343
Petersham . . . . .	47	316		14	377
Phillipston . . . . .	41	114		11	166
Princeton . . . . .	46	267		13	326
Royalston . . . . .	67	209		14	290
Rutland . . . . .	239	421		24	684
Shrewsbury . . . . .	896	1993		90	2979
Southborough . . . . .	268	626		59	953
Southbridge . . . . .	3546	2091		297	5934
Spencer . . . . .	1196	1541		158	2895
Sterling . . . . .	142	621		28	791
Sturbridge . . . . .	237	359		39	635
Sutton . . . . .	478	561		25	1064
Templeton . . . . .	388	1059		41	1488
Upton . . . . .	253	739		50	1042
Uxbridge . . . . .	1691	1039		39	2769
Warren . . . . .	558	763		87	1408
Webster . . . . .	2896	2304		257	5457
West Boylston . . . . .	164	707		25	896
West Brookfield . . . . .	140	422		30	592
Westborough . . . . .	667	1599		72	2338
Westminster . . . . .	152	414		16	582
Winchendon . . . . .	671	1514	1	89	2275
WORCESTER	35116	41421	2	2514	79051
Totals . . . . .	84294	110150	2	7310	201756

## Western District.

Cities and Towns.	Thomas F. Moriarty of Springfield, Democratic.	Dudley B. Wallace of Springfield, Republican.	All Others.	Blanks.	Total Ballots.
Adams . . . . .	2665	1789		287	4741
Agawam . . . . .	1242	1406		74	2722
Alford . . . . .	24	55		9	88
Becket . . . . .	81	175		16	272
Blandford . . . . .	32	161		6	199
Brimfield . . . . .	125	247		15	387
Cheshire . . . . .	294	316		51	661
Chester . . . . .	181	287		42	510
CHICOPEE . . . . .	8754	6761		971	16486
Clarksburg . . . . .	203	285		49	537
Dalton . . . . .	847	1093		76	2016
East Longmeadow . . . . .	403	931		39	1373
Egremont . . . . .	58	211		11	280
Florida . . . . .	38	117		8	163
Granville . . . . .	41	214		23	278
Great Barrington . . . . .	1153	1267		113	2533
Hampden . . . . .	175	270		17	462
Hancock . . . . .	41	127		7	175
Hinsdale . . . . .	254	238		18	510
Holland . . . . .	45	54		—	99
HOLYOKE . . . . .	14006	8747		1453	24206
Lanesborough . . . . .	190	374		42	606
Lee . . . . .	923	705		146	1774
Lenox . . . . .	632	553		51	1236
Longmeadow . . . . .	463	2079		27	2569
Ludlow . . . . .	1280	1206		82	2568
Monson . . . . .	679	940		89	1708
Monterey . . . . .	37	103		1	141
Montgomery . . . . .	14	60		1	75
Mount Washington . . . . .	17	17		—	34
New Ashford . . . . .	17	29		3	49



*District Attorney — Continued*  
**Western District — Concluded.**

Cities and Towns.	Thomas F. Moriarty of Springfield, Democrat.	Dudley B. Wallace of Springfield, Republican.	All Others.	Blanks.	Total Ballots.
New Marlborough . . . . .	113	231	—	20	364
NORTH ADAMS . . . . .	3920	3804	—	508	8232
Otis . . . . .	48	111	—	10	169
Palmer . . . . .	1830	1537	—	252	3619
Peru . . . . .	25	34	—	2	61
PITTSFIELD . . . . .	11177	8726	—	618	20521
Richmond . . . . .	68	168	—	12	248
Russell . . . . .	199	298	—	20	517
Sandisfield . . . . .	91	53	—	3	147
Savoy . . . . .	46	71	—	8	125
Sheffield . . . . .	164	465	—	35	664
Southwick . . . . .	144	340	—	18	502
SPRINGFIELD . . . . .	26550	29552	—	1624	57726
Stockbridge . . . . .	281	493	—	29	803
Tolland . . . . .	17	41	—	6	64
Tyringham . . . . .	31	66	—	—	97
Wales . . . . .	59	117	—	9	185
Washington . . . . .	34	63	—	16	113
West Springfield . . . . .	3100	3565	—	157	6822
West Stockbridge . . . . .	213	243	—	20	476
WESTFIELD . . . . .	3500	3678	—	243	7421
Wilbraham . . . . .	475	645	—	41	1161
Williamstown . . . . .	495	1215	—	70	1780
Windsor . . . . .	26	91	—	12	129
Totals . . . . .	87520	86424	—	7460	181404

**Northwestern District.**

Cities and Towns.	Guy M. Gray of Greenfield, Inde- pendent-Town- send-Labor.	John W. Heselton of Deerfield, Re- publican.	Stillman D. Hitch- cock of East- hampton, Demo- cratic.	All Others.	Blanks.	Total Ballots.
Amherst . . . . .	54	1941	744	—	86	2825
Ashfield . . . . .	8	284	23	—	21	336
Belchertown . . . . .	26	506	381	—	57	970
Bernardston . . . . .	23	326	40	—	30	419
Buckland . . . . .	32	491	83	—	33	639
Charlemont . . . . .	19	290	47	—	31	387
Chesterfield . . . . .	2	148	47	—	4	201
Colrain . . . . .	37	397	120	—	41	595
Conway . . . . .	17	260	78	—	18	373
Cummington . . . . .	4	229	46	—	20	299
Deerfield . . . . .	39	850	292	—	17	1198
Easthampton . . . . .	91	828	2813	—	124	3856
Erving . . . . .	27	331	135	—	27	520
Gill . . . . .	16	290	47	—	15	368
Goshen . . . . .	3	102	15	—	3	123
Granby . . . . .	11	260	122	—	23	416
Greenfield . . . . .	378	4673	1591	—	194	6836
Hadley . . . . .	4	273	408	—	35	720
Hatfield . . . . .	10	209	474	—	57	750
Hawley . . . . .	3	67	11	—	1	82
Heath . . . . .	2	79	16	—	10	107
Huntington . . . . .	8	280	289	—	47	624
Leverett . . . . .	14	149	27	—	10	200
Leyden . . . . .	2	81	18	—	1	102
Middlefield . . . . .	1	48	32	—	10	91
Monroe . . . . .	4	54	15	—	6	79
Montague . . . . .	151	1529	1223	—	136	3039
New Salem . . . . .	7	136	30	—	17	190
NORTHAMPTON . . . . .	261	3928	5075	—	434	9698
Northfield . . . . .	26	628	97	—	19	770
Orange . . . . .	89	1831	307	—	136	2363
Pelham . . . . .	6	132	43	—	8	189
Plainfield . . . . .	3	103	8	—	7	121
Rowe . . . . .	5	78	24	—	7	114
Shelburne . . . . .	33	701	61	—	30	825
Shutesbury . . . . .	3	64	18	—	3	88
South Hadley . . . . .	84	1473	1428	—	140	3125
Southampton . . . . .	8	191	178	—	17	394
Sunderland . . . . .	8	275	71	—	13	367

District Attorney — Concluded.

Northwestern District — Concluded.

Cities and Towns.	Guy M. Gray of Greenfield, Independent-Townsend-Labor.	John W. Heselton of Deerfield, Republican.	Stillman D. Hitchcock of Easthampton, Democratic.	All Others.	Blanks.	Total Ballots.
Ware . . . . .	52	929	1597	—	233	2811
Warwick . . . . .	7	158	16	—	10	191
Wendell . . . . .	6	58	46	—	18	128
Westhampton . . . . .	12	99	39	—	3	143
Whately . . . . .	9	248	115	—	12	394
Williamsburg . . . . .	10	497	337	—	42	886
Worthington . . . . .	6	148	66	—	12	232
Totals . . . . .	1611	26652	18693	—	2228	49184

County Commissioners.

County of Barnstable.		Walter R. Nickerson of Dennis, Republican.	County of Berkshire— Con.	James M. Coughlin of North Adams, Democratic.	John Henderson of Clarksburg, Republican.	All Others.
Barnstable . . . . .		2990	Stockbridge . . . . .	296	468	—
Bourne . . . . .		1034	Tyringham . . . . .	30	69	—
Brewster . . . . .		357	Washington . . . . .	43	55	—
Chatham . . . . .		866	West Stockbridge . . . . .	188	262	—
Dennis . . . . .		909	Williamstown . . . . .	509	1212	—
Eastham . . . . .		281	Windsor . . . . .	27	93	—
Falmouth . . . . .		1635	Totals . . . . .	21718	25608	—
Harwich . . . . .		951				
Mashpee . . . . .		102				
Orieans . . . . .		701				
Provincetown . . . . .		883				
Sandwich . . . . .		519				
Truro . . . . .		229				
Wellfleet . . . . .		374				
Yarmouth . . . . .		863				
Totals . . . . .		12694				

County of Berkshire.		James M. Coughlin of North Adams, Democratic.	John Henderson of Clarksburg, Republican.	All Others.	County of Bristol.	Timothy A. Lovett of Fall River, Democratic.	Thomas W. Whitefield of Fairhaven, Republican.
Adams . . . . .	2388	2126	1	Acushnet . . . . .	631	694	
Alford . . . . .	27	53	—	ATTLEBORO . . . . .	2774	5579	
Becket . . . . .	83	171	—	Berkley . . . . .	146	272	
Cheshire . . . . .	277	346	—	Dartmouth . . . . .	1004	1842	
Clarksburg . . . . .	90	432	—	Dighton . . . . .	254	783	
Dalton . . . . .	744	1167	—	Easton . . . . .	705	1792	
Egremont . . . . .	58	209	—	Fairhaven . . . . .	970	3375	
Florida . . . . .	64	94	—	FALL RIVER . . . . .	28439	12586	
Great Barrington . . . . .	1071	1331	—	Freetown . . . . .	160	467	
Hancock . . . . .	40	128	—	Mansfield . . . . .	894	1787	
Hinsdale . . . . .	256	237	—	NEW BEDFORD . . . . .	20708	19125	
Lanesborough . . . . .	147	410	—	North Attleborough . . . . .	1423	2656	
Lee . . . . .	866	724	—	Norton . . . . .	350	792	
Lenox . . . . .	580	591	—	Raynham . . . . .	233	595	
Monterey . . . . .	41	97	—	Rehoboth . . . . .	201	800	
Mount Washington . . . . .	18	16	—	Seekonk . . . . .	424	1128	
New Ashford . . . . .	16	31	—	Somerset . . . . .	1066	1106	
New Marlborough . . . . .	100	246	—	Swansea . . . . .	635	1077	
NORTH ADAMS . . . . .	3335	4578	—	TAUNTON . . . . .	7105	6812	
Otis . . . . .	45	114	—	Westport . . . . .	482	1154	
Peru . . . . .	28	30	—	Totals . . . . .	68604	64422	
PITTSFIELD . . . . .	10012	9533	1				
Richmond . . . . .	55	181	—				
Sandisfield . . . . .	85	58	—				
Savoy . . . . .	46	74	—				
Sheffield . . . . .	153	472	—				

County Commissioners — Continued.

County of Dukes County.		Stephen C. Luce, Jr., of Tisbury, Democratic-Republican.	County of Franklin—Con.		Carl H. Atwood of Greenfield, Democratic.	Samuel U. Streeter of Greenfield, Republican.
Chilmark		110	Leverett		23	167
Edgartown		523	Leyden		20	177
Gay Head		58	Monroe		22	52
Gosnold		49	Montague		1425	1487
Oak Bluffs		593	New Salem		27	150
Tisbury		656	Northfield		108	642
West Tisbury		123	Orange		371	1866
Totals		2112	Rowe		25	79
			Shelburne		69	726
			Shutesbury		19	65
			Sunderland		94	251
			Warwick		19	162
			Wendell		51	55
			Whately		119	243
			Totals		5711	14109

County of Essex.		David D. Black of Lynn, Independent, Honest Government.	John J. Cahill of Lawrence, Democratic.	C. F. Nelson Pratt of Saugus, Republican.	All Others.	County of Hampden.		Thomas J. Costello of Springfield, Democratic.	Daniel V. Fogarty of Palmer, Independent.	Raymond B. Shattuck of Springfield, Republican.	All Others.
Amesbury		110	1897	2287		Agawam	1200	53	1357		
Andover		113	1671	3429		Blandford	34	1	156		
BEVERLY		282	3089	7522		Brimfield	107	20	245		
Boxford		7	37	302		Chester	200	6	265		
Danvers		109	1567	3224		CHICOPEE	9124	705	5181		
Essex		18	147	567		East Longmeadow	384	28	910		
Georgetown		24	147	751	1	Granville	63		205		
GLOUCESTER		168	2559	5281		Hampden	127	16	298		
Groveland		19	318	707		Holland	45	4	48		
Hamilton		31	242	795		HOLYOKE	12802	1659	7797		
HAVERHILL		418	8566	9753		Longmeadow	421	29	2083		
Ipswich		61	754	1574		Ludlow	1364	124	982		
LAWRENCE		648	25332	7944		Monson	550	182	869		
LYNN		3363	17612	19438		Montgomery	24		49		
Lynnfield		52	185	939		Palmer	1006	1217	1217		
Manchester		41	322	860		Russell	203	8	290		
Marblehead		246	1063	4139		Southwick	132	3	351		
Merrimac		26	284	828		SPRINGFIELD	25297	1939	28153	1	
Methuen		211	3863	5190		Tolland	18		42		
Middleton		17	175	534		Wales	57	5	112		
Nahant		47	380	558		West Springfield	3366	194	3549		
Newbury		15	86	635		WESTFIELD	2931	185	3507		
NEWBURYPORT		130	2077	3661		Wilbraham	462	69	587		
North Andover		58	1573	2103		Totals	59917	6447	58253	1	
PEABODY		279	4547	3566							
Rockport		49	390	1254							
Rowley		18	151	522							
SALEM		546	9035	8472							
Salisbury		28	308	749							
Saugus		302	998	5090							
Swampscott		419	1378	3417							
Topsfield		17	77	444							
Wenham		9	70	558							
West Newbury		17	161	573							
Totals		7898	91061	107666	1						

County of Franklin.		Carl H. Atwood of Greenfield, Democratic.	Samuel U. Streeter of Greenfield, Republican.	County of Hampshire.		Hiram H. Brownell of Northampton, Republican.	James H. O'Dea of Northampton, Democratic.
Ashfield		19	204	Amherst		2092	632
Bernardston		46	349	Belchertown		594	319
Buckland		102	497	Chesterfield		176	24
Charlemont		53	307	Cummington		243	34
Colrain		140	420	Easthampton		1873	1714
Conway		58	297	Goshen		109	12
Deerfield		317	825	Granby		281	109
Erving		168	315	Hadley		335	356
Gill		47	309	Hatfield		253	439
Greenfield		2344	4311	Huntington		326	243
Hawley		9	71	Middlefield		63	19
Heath		16	82	NORTHAMPTON		5537	3826
				Pelham		151	30
				Plainfield		102	13
				South Hadley		1735	1231
				Southampton		259	118

County Commissioners — Continued.

County of Hampshire — Con.		Hiram H. Brownell of Northampton, Republican.	James H. O'Dea of Northampton, Democratic.	County of Norfolk.		
Ware . . . . .		1027	1538	Avon . . . . .	394 613	
Westhampton . . . . .		125	14	Bellingham . . . . .	715 491	
Williamsburg . . . . .		543	296	Braintree . . . . .	2342 5402	
Worthington . . . . .		163	53	Brookline . . . . .	6504 15469	
Totals . . . . .		15987	11020	Canton . . . . .	1447 1334	
<hr/>				Cohasset . . . . .	544 1059	
County of Middlesex		Thomas R. Bron- son of Medford, Democratic.	Charles C. Warren of Arlington, Re- publican.	Sylvester J. Mc- Bride of Water- town, Socialst.	Francis P. Kelley of Milton, Demo- cratic.	Frederick A. Leav- itt of Brookline, Republican.
Acton . . . . .	226	1070	5	Dedham . . . . .	2641 4086	
Arlington . . . . .	6350	10915	127	Dover . . . . .	143 519	
Ashby . . . . .	57	291	12	Foxborough . . . . .	643 1528	
Ashland . . . . .	466	807	15	Franklin . . . . .	1502 1396	
Ayer . . . . .	488	691	6	Hollbrook . . . . .	434 1125	
Bedford . . . . .	252	664	4	Medfield . . . . .	381 726	
Belmont . . . . .	3949	8079	88	Medway . . . . .	647 740	
Billerica . . . . .	1211	1652	30	Millis . . . . .	389 575	
Boxborough . . . . .	35	120	1	Milton . . . . .	3837 5644	
Burlington . . . . .	384	509	4	Needham . . . . .	1021 4670	
CAMBRIDGE . . . . .	26216	15762	885	Norfolk . . . . .	201 441	
Carlisle . . . . .	37	273	1	Norwood . . . . .	3481 2793	
Chelmsford . . . . .	841	2318	28	Plainville . . . . .	122 576	
Concord . . . . .	1022	2155	20	Quincy . . . . .	12222 18326	
Dracut . . . . .	877	1516	35	Randolph . . . . .	1575 1707	
Dunstable . . . . .	27	152	-	Sharon . . . . .	483 1290	
EVERETT . . . . .	8758	8084	239	Stoughton . . . . .	1618 1872	
Frammingham . . . . .	4185	4868	54	Walpole . . . . .	1247 1799	
Groton . . . . .	329	875	6	Wellesley . . . . .	1242 5161	
Holliston . . . . .	363	1042	4	Westwood . . . . .	305 1163	
Hopkinton . . . . .	521	661	11	Weymouth . . . . .	3455 5748	
Hudson . . . . .	1628	1531	26	Wrentham . . . . .	309 813	
Lexington . . . . .	1219	3587	77	Totals . . . . .	49844 87066	
Lincoln . . . . .	173	633	9	<hr/>		
Littleton . . . . .	98	605	2	County of Plymouth.		
LOWELL . . . . .	22250	16430	440	Abington . . . . .	1146 1488	
MALDEN . . . . .	9842	11204	263	Bridgewater . . . . .	954 1597	
MARLBOROUGH . . . . .	3719	3162	67	BROCKTON . . . . .	12065 15042	
Maynard . . . . .	1462	1200	97	Carver . . . . .	73 321	
MEDFORD . . . . .	12979	12246	246	Duxbury . . . . .	180 869	
MELROSE . . . . .	2212	9821	70	East Bridgewater . . . . .	301 1276	
Natick . . . . .	2862	3481	48	Halifax . . . . .	108 262	
NEWTON . . . . .	9238	22198	285	Hanover . . . . .	202 928	
North Reading . . . . .	366	742	7	Hanson . . . . .	258 694	
Pepperell . . . . .	420	883	7	Hingham . . . . .	991 2411	
Reading . . . . .	997	3924	55	Hull . . . . .	506 691	
REVERE . . . . .	8492	4338	244	Kingston . . . . .	454 647	
Sherborn . . . . .	80	364	1	Lakeville . . . . .	103 517	
Shirley . . . . .	385	415	15	Marion . . . . .	182 574	
SOMERVILLE . . . . .	21910	16439	480	Marshfield . . . . .	184 1023	
Stonelham . . . . .	1530	3021	21	Mattapoisett . . . . .	142 491	
Stow . . . . .	52	434	5	Middleborough . . . . .	863 2529	
Sudbury . . . . .	110	670	3	Norwell . . . . .	147 681	
Tewksbury . . . . .	482	754	14	Pembroke . . . . .	131 565	
Townsend . . . . .	159	713	10	Plymouth . . . . .	1900 2609	
Tyngsborough . . . . .	178	433	12	Plympton . . . . .	46 382	
Wakefield . . . . .	2548	4309	96	Rochester . . . . .	68 312	
WALTHAM . . . . .	7843	8297	143	Rockland . . . . .	2061 1785	
Watertown . . . . .	7071	7226	450	Scituate . . . . .	567 1490	
Wayland . . . . .	441	1050	16	Wareham . . . . .	655 1378	
Westford . . . . .	543	751	12	West Bridgewater . . . . .	283 937	
Weston . . . . .	325	1542	9	Whitman . . . . .	1345 2331	
Wilmington . . . . .	559	1033	14	Totals . . . . .	25915 43639	
Winchester . . . . .	1750	4631	20			
Winthrop . . . . .	3104	4536	90			
WOBURN . . . . .	4930	3266	67			
Totals . . . . .	188441	218373	4996*			

\*Deceased.

County Commissioner — Concluded.

County of Worcester.	Charles E. Donohue, Jr., of Worcester, Democrat.	George W. Jones of Worcester, Republican.	Tauno Valamaki of Fitchburg, Socialist.	All Others.	County of Worcester—Con.	Charles E. Donohue, Jr., of Worcester, Democrat.	George W. Jones of Worcester, Republican.	Tauno Valamaki of Fitchburg, Socialist.	All Others.
Ashburnham	277	521	21	-	North Brookfield	446	628	3	-
Athol	1133	2957	26	-	Northborough	245	771	1	-
Auburn	692	1777	25	-	Northbridge	1977	2207	17	-
Barre	448	749	9	-	Oakham	34	139	1	-
Berlin	78	382	1	-	Oxford	721	862	23	-
Blackstone	1451	368	9	-	Paxton	59	270	3	-
Bolton	33	282	3	-	Petersham	49	313	-	-
Boylston	85	419	4	-	Phillipston	44	105	1	-
Brookfield	163	386	1	-	Princecton	43	270	3	-
Charlton	236	573	3	-	Royalston	71	196	7	-
Clinton	3182	2479	75	1	Rutland	206	431	18	-
Douglas	282	647	3	-	Shrewsbury	825	2022	21	-
Dudley	864	644	27	-	Southborough	263	628	7	-
East Brookfield	144	202	2	-	Southbridge	3542	1899	51	-
FITCHBURG	7979	7322	632	-	Spencer	1196	1412	23	-
GARDNER	2981	3400	209	-	Sterling	120	632	7	-
Grafton	1153	1415	29	-	Sturbridge	225	350	4	-
Hardwick	366	425	11	-	Sutton	406	613	4	-
Harvard	84	396	3	-	Templeton	485	889	23	-
Holden	422	1300	14	-	Upton	223	741	4	-
Hopedale	225	1227	1	-	Uxbridge	1543	1082	9	-
Hubbardston	58	243	30	-	Warren	561	720	23	-
Lancaster	200	847	5	-	Webster	2762	2258	77	-
Leicester	883	981	9	-	West Boylston	133	723	8	-
LEOMINSTER	3828	4134	77	-	West Brookfield	127	425	3	-
Lunenburg	208	616	33	-	Westborough	586	1638	1	-
Mendon	124	398	2	-	Westminster	151	380	30	-
Milford	3063	2342	88	-	Winchenden	865	1244	17	-
Millbury	1372	1389	27	-	WORCESTER	33459	41607	750	-
Millville	528	255	6	-	Totals	83948	104616	2516	1
New Braintree	39	85	3	-					

Sheriff.

County of Barnstable.	Lauchlan M. Crocker of Barnstable, Republican.	Anthony P. Tarvers of Barnstable, Independent.	All Others.	Blanks.	Total Ballots.
Barnstable	2578	930	-	82	3590
Bourne	940	236	-	121	1297
Brewster	330	77	-	15	422
Chatham	773	177	-	41	991
Dennis	752	223	-	33	1013
Eastham	265	34	-	12	311
Falmouth	1521	522	-	172	2215
Harwich	852	170	-	45	1067
Mashpee	97	49	-	28	174
Orleans	656	98	-	32	776
Provincetown	333	1109	-	37	1479
Sandwich	469	217	-	41	727
Truro	117	163	-	11	291
Wellfleet	345	92	-	24	461
Yarmouth	730	238	-	21	989
Totals	10758	4340	-	705	15803

County of Berkshire.	Frank E. Coughlin of Lee, Democrat.	James Bruce McIntyre of Pittsfield, Republican.	All Others.	Blanks.	Total Ballots.
Adams	2037	2507	-	197	4741
Alford	27	54	-	7	88
Becket	106	155	-	11	272
Cheshire	269	359	-	33	661
Clarksburg	133	383	-	21	537
Dalton	605	1361	-	50	2016

County of Berkshire — Con.		Frank F. Coughlin of Lee, Democra- tic.	James Bruce Mc- Intyre of Pitts- field, Republican.	All Others.	Blanks.	Total Ballots.
Egremont . . . . .		56	214		10	280
Florida . . . . .		46	111		6	163
Great Barrington . . . . .		971	1501		61	2533
Hancock . . . . .		35	137		3	175
Hinsdale . . . . .		207	288		15	510
Lanesborough . . . . .		108	482		16	606
Lee . . . . .		1173	569		32	1774
Lenox . . . . .		571	634		31	1236
Monterey . . . . .		31	107		3	141
Mount Washington . . . . .		22	12			34
New Ashford . . . . .		13	34		2	49
New Marlborough . . . . .		105	248		11	364
NORTH ADAMS . . . . .		2888	4977		367	8232
Otis . . . . .		66	99		4	169
Peru . . . . .		21	37		3	61
PITTSFIELD . . . . .		7389	12654		478	20521
Richmond . . . . .		52	186		10	248
Sandisfield . . . . .		87	59		1	147
Savoy . . . . .		39	80		6	125
Sheffield . . . . .		160	481		23	664
Stockbridge . . . . .		300	488		15	803
Tyringham . . . . .		49	52			101
Washington . . . . .		27	74		12	113
West Stockbridge . . . . .		154	305		17	476
Williamstown . . . . .		411	1319		50	1780
Windsor . . . . .		26	99		4	129
Totals . . . . .		18184	30066		1499	49749

County of Bristol.		Patrick H. Dupuis of New Bedford, Republican.	Edmond P. Talbot of Fall River, Democratic.	All Others.	Blanks.	Total Ballots.
Acushnet . . . . .		681	674		39	1394
ATTLEBORO . . . . .		6014	2430		332	8776
Berkley . . . . .		310	113		20	443
Dartmouth . . . . .		2070	812		88	2970
Dighton . . . . .		816	241		36	1093
Easton . . . . .		1847	672		115	2634
Fairhaven . . . . .		2866	1428		142	4436
FALL RIVER . . . . .		18795	22696		1642	43133
Freewtown . . . . .		515	124		31	670
Mansfield . . . . .		1985	752		132	2869
NEW BEDFORD . . . . .		20710	19880		1176	41768
North Attleborough . . . . .		2953	1321		307	4581
Norton . . . . .		847	319		39	1205
Raynham . . . . .		647	205		41	893
Rehoboth . . . . .		853	163		21	1037
Seekonk . . . . .		1213	353		51	1617
Somerset . . . . .		1437	789		61	2287
Swansea . . . . .		1260	472		45	1777
TAUNTON . . . . .		8055	6169		773	14997
Westport . . . . .		1275	415		70	1760
Totals . . . . .		75149	60028		5161	140340

County of Dukes County.		Thomas A. Dexter of Edgartown, Republican.	All Others.	Blanks.	Total Ballots.
Chilmark . . . . .		122		9	131
Edgartown . . . . .		570		83	653
Gay Head . . . . .		59		15	74
Gosnold . . . . .		49		6	55
Oak Bluffs . . . . .		610		164	774
Tisbury . . . . .		669		118	787
West Tisbury . . . . .		123		8	131
Totals . . . . .		2202		403	2605

Sheriff—Continued.

County of Essex.		Joseph B. Clancy of Lynn, Democrat.	Frank E. Raymond of Salem, Republican.	All Others.	Blanks.	Total Ballots.
Amesbury		1750	2575		375	4700
Andover		1350	3760	1	313	5424
BEVERLY		2573	8445	1	669	11688
Boxford		25	319	4	5	353
Danvers		1312	3618		235	5195
Essex		62	717		28	807
Georgetown		141	779		77	999
GLOUCESTER		2226	5878	12	644	8718
Groveland		326	719		60	1105
Hamilton		191	883		52	1126
HAVERHILL		8654	10182		1067	19903
Ipswich		471	2000		120	2591
LAWRENCE		21642	11311		2892	35845
LYNN		22343	18346		1750	42409
Lynnfield		226	950		83	1259
Manchester		250	1025		65	1320
Marblehead		955	4570		223	5748
Merrimac		249	898		72	1219
Methuen		2897	6229		655	9781
Middleton		145	585		26	756
Nahant		437	561		50	1048
Newbury		82	662		39	783
NEWBURYPORT		2224	3703		616	6543
North Andover		1218	2417		230	3865
PEABODY		4470	3897		756	9123
Rockport		348	1377		181	1906
Rowley		90	603	1	44	738
SALEM		7489	11064		911	19464
Salisbury		285	795		144	1224
Saugus		1807	4420	1	378	6606
Swampscott		1330	4005		171	5506
Topsfield		51	495		25	571
Wenham		49	600		20	669
West Newbury		102	589		26	717
Totals		87750	118977	10	13002	219739

County of Franklin.	Michael W. Carroll of Irving, Republican-Democratic.	All Others.	Blanks.	Total Ballots.	County of Hampden.	David J. Manning of Springfield, Republican-Democratic.	All Others.	Blanks.	Total Ballots.
Ashfield	250		86	336	Agawam	2434		288	2722
Bernardston	334		85	419	Blandford	172		27	199
Buckland	475		164	639	Brimfield	319		68	387
Charlemont	296		91	387	Chester	406		104	510
Colrain	476		119	595	CHICOPEE	14062		2424	16486
Conway	303		70	373	East Longmeadow	1186		187	1373
Deerfield	999		192	1198	Granville	228		50	278
Erving	495		25	520	Hampden	387		75	462
Gill	311		57	368	Holland	85		11	99
Greenfield	5889	6	931	6836	HOLYOKE	19921	3	4282	24206
Hawley	67		15	82	Longmeadow	2300		269	2569
Heath	78		29	107	Ludlow	2216		352	2568
Leverett	174		26	200	Monson	1423		285	1708
Leyden	83		19	102	Montgomery	60	1	14	75
Monroe	57	1	21	79	Palmer	2840	7	772	3619
Montague	2691	5	343	3039	Russell	449		68	517
New Salem	160		30	190	Southwick	442		60	502
Northfield	636	21	113	770	SPRINGFIELD	50977	22	6727	57726
Orange	1896	7	460	2363	Tolland	60		4	64
Rowe	86		28	114	Wales	152		33	185
Shelburne	668		157	825	West Springfield	6084		738	6822
Shutesbury	81		7	88	WESTFIELD	6400		1021	7421
Sunderland	300		67	367	Wilbraham	1027		134	1161
Warwick	162		29	191	Totals	113650	33	17996	131659
Wendell	113		15	128					
Whately	300		1	304					
Totals	17390	48	3272	20710					

Sheriff — Continued.

County of Hampshire.	Albert G. Beckmann of Northampton, Democratic-Republican.			Total Ballots.	County of Hampshire—Con.	Albert G. Beckmann of Northampton, Democratic-Republican.			Total Ballots.
	All Others.	Blanks.				All Others.	Blanks.		
Amherst . . . . .	2510	315	2825	NORTHAMPTON . . . . .	8473	1225	9698		
Belcher town . . . . .	783	187	970	Pelham . . . . .	161	28	189		
Chesterfield . . . . .	177	24	201	Plainfield . . . . .	102	19	121		
Cummington . . . . .	265	34	299	South Hadley . . . . .	2566	1	3125		
Easthampton . . . . .	3117	739	3856	Southampton . . . . .	341	53	394		
Goshen . . . . .	115	8	123	Ware . . . . .	1807	1004	2811		
Granby . . . . .	359	57	416	Westhampton . . . . .	132	11	143		
Hadley . . . . .	604	116	720	Williamsburg . . . . .	196	149	886		
Hatfield . . . . .	592	158	750	Worthington . . . . .	—	36	232		
Huntington . . . . .	454	170	624	Totals . . . . .	23565	1	4908		
Middlefield . . . . .	74	17	91				28474		

County of Middlesex.

	Oliver W. Anderson of Cambridge, Socialist.		Michael J. Dev of Cambridge, Democratic.		Herbert Harris of Lowell, Independent.		Joseph M. McElroy of Cambridge, Republican.		All Others.	Blanks.	Total Ballots.
Acton . . . . .	6	182	9	1124	47	1368					
Arlington . . . . .	136	5992	117	11178	599	18022					
Ashby . . . . .	15	52	4	293	16	372					
Ashland . . . . .	8	357	9	851	110	1342					
Ayer . . . . .	4	444	12	728	84	1276					
Bedford . . . . .	74	232	6	695	70	1007					
Belmont . . . . .	23	3632	62	8414	381	12583					
Billerica . . . . .	8	988	49	1892	116	3068					
Boxborough . . . . .	—	35	2	121	6	164					
Burlington . . . . .	8	359	13	532	66	978					
CAMBRIDGE . . . . .	714	22662	287	20176	2441	46280					
Carlisle . . . . .	2	40	5	272	17	336					
Chelmsford . . . . .	21	686	45	2512	115	3379					
Concord . . . . .	13	941	20	2281	84	3340					
Dracut . . . . .	19	741	86	1637	121	2604					
Dunstable . . . . .	—	22	2	159	15	198					
EVERETT . . . . .	304	7279	201	9324	1	1359					
Framingham . . . . .	65	3703	70	5318	539	9695					
Groton . . . . .	1	286	11	932	110	1340					
Holliston . . . . .	8	299	3	1141	40	1491					
Hopkinton . . . . .	7	489	11	694	63	1264					
Hudson . . . . .	18	1457	27	1725	142	3369					
Lexington . . . . .	32	1100	29	3764	179	5104					
Lincoln . . . . .	6	181	5	627	30	849					
Littleton . . . . .	2	91	4	618	31	746					
LOWELL . . . . .	268	18725	1504	19159	1679	41335					
MALDEN . . . . .	282	8130	240	12796	1509	22957					
MARLBOROUGH . . . . .	63	3261	53	3745	464	7586					
Maynard . . . . .	75	1323	25	1397	122	2945					
MIDDFOED . . . . .	250	10415	251	14385	1664	26965					
MELROSE . . . . .	89	1725	94	10217	940	12565					
Natick . . . . .	31	2583	63	3742	452	6871					
NEWTON . . . . .	246	8384	230	22989	1435	33284					
North Reading . . . . .	4	315	10	802	72	1203					
Pepperell . . . . .	6	341	7	983	63	1400					
Reading . . . . .	26	809	37	4122	170	5164					
Sherborn . . . . .	5	77	5	363	24	474					
Shirley . . . . .	10	359	10	433	54	866					
SOMERVILLE . . . . .	446	18742	419	19558	1	2203					
Stoneham . . . . .	26	1247	90	3222	219	4804					
Stow . . . . .	1	53	4	442	20	520					
Sudbury . . . . .	4	105	7	671	28	815					
Tewksbury . . . . .	11	418	33	801	45	1308					
Townsend . . . . .	9	138	6	746	46	945					
Tyngsborough . . . . .	5	127	11	497	22	662					
Wakefield . . . . .	50	2157	64	4746	446	7463					
WALTHAM . . . . .	97	7210	126	8959	863	17255					
Watertown . . . . .	154	6475	194	7947	553	15323					
Wayland . . . . .	14	427	12	1065	81	1509					
Westford . . . . .	21	453	23	831	78	1406					
Weston . . . . .	19	319	11	1536	57	1934					
Wilmington . . . . .	24	449	22	1138	85	1713					
Winchester . . . . .	76	1576	42	4769	1	266					
WOBURN . . . . .	76	4961	62	4139	3	431					
Totals . . . . .	3816	152074	4744	233208	10	20372					

414824



County of Nantucket.		Nelson O. Dunham of Nantucket, Re- publican.	Joseph M. Larkin, of Nantucket, Democratic.	Elmer F. Pease of Nantucket, Inde- pendent.	Randolph M. Swain of Nantucket, In- dependent.	All Others.	Blanks.	Total Ballots.
Nantucket		643	639	77	103		40	1502

County of Norfolk.		Daniel J. Flood of Canton, Demo- cratic.	Samuel H. Wrags of Needham, Re- publican.	All Others.	Blanks.	Total Ballots.
Avon		398	617		69	1084
Bellingham		705	492		70	1267
Braintree		2178	5625		410	8213
Brookline		6669	15284		1466	23419
Canton		1751	1132		51	2934
Cohasset		481	1120		115	1716
Dedham		2429	4409		316	7154
Dover		140	526		38	704
Foxborough		611	1581		76	2268
Franklin		1418	1542		165	3125
Holbrook		416	1175		77	1668
Medfield		377	734		45	1156
Medway		636	760		97	1493
Millis		372	603		57	1032
Milton		3132	6259		461	9852
Needham		1029	4712		243	5984
Norfolk		189	449		39	677
Norwood		3391	2956	3	269	6622
Plainville		102	594		54	750
QUINCY		11373	19125		1935	32433
Randolph		1577	1721		161	3459
Sharon		589	1211		40	1840
Stoughton		1734	1800		104	3638
Walpole		1189	1871		158	3218
Wellesley		1175	5268		230	6673
Westwood		326	1158		52	1536
Weymouth		3364	5869		515	9748
Wrentham		314	820		59	1193
Totals		48065	89413	3	7372	144856

County of Plymouth.		Albert M. Heath of Middleborough, Democratic.	Charles H. Robbins of Plymouth, Re- publican.	All Others.	Blanks.	Total Ballots.
Abington		844	1726		196	2766
Bridgewater		949	1602		163	2705
Brockton		11290	15770		2023	29083
Carver		67	330		21	418
Duxbury		143	923		43	1109
East Bridgewater		374	1153		109	1636
Halifax		68	306		20	394
Hanover		162	979		60	1201
Hanson		216	740		56	1012
Hingham		876	2509		197	3582
Hull		454	740		142	1336
Kingston		253	853		81	1187
Lakeville		115	515		37	667
Marion		174	586		56	816
Marshfield		146	1065		50	1261
Mattapoisett		138	499		38	675
Middleborough		1006	2491		234	3731
Norwell		110	717		56	883
Pembroke		105	590		28	723
Plymouth		1051	3698		339	5088
Plympton		40	193	1	12	246
Rochester		61	317		22	400
Rockland		1731	2023		322	4076
Scituate		499	1548		138	2185
Wareham		618	1444		203	2265
West Bridgewater		258	953		62	1273
Whitman		1127	2491		256	3874
Totals		22866	46761	1	4964	74592

## Sheriff — Concluded.

County of Suffolk.		John F. Dowd of Boston, Democratic.	Alfred A. Kerr of Boston, Independent.	Joseph V. Lyons of Boston, Independent.	Timothy W. Murphy of Boston, Republican.	All Others.	Blanks.	Total Ballots.
BOSTON		197511	3196	6582	86882	1	17650	311822
CHELSEA		8645	171	214	3360		1522	13912
REVERE.		8776	215	234	4379		1269	14873
Winthrop		3137	117	141	4549		375	8319
Totals		218069	3699	7171	99170	1	20816	348926

County of Worcester.		Edgar C. Erickson of West Boylston, Republican.	Charles R. Hill of Worcester, Socialist.	H. Oscar Rocheleau of Worcester, Democratic.	All Others.	Blanks.	Total Ballots.
Ashburnham		519	10	308		76	913
Athol		2871	28	1320		134	4353
Auburn		1577	18	996		33	2624
Barre		697	3	568		60	1328
Berlin		390	2	69		13	474
Blackstone		406	12	1419		90	1927
Bolton		279	3	39		9	330
Boylston		409	2	103		9	523
Brookfield		383	2	180		11	576
Charlton		537	4	285		14	840
Clinton		2541	52	3234	1	193	6021
Douglas		544	5	396		24	969
Dudley		630	27	946		52	1655
East Brookfield		192	1	165		6	364
FITCHBURG		7093	231	8847		623	16794
GARDNER		3281	118	3567	1	369	7336
Grafton		1246	16	1443		80	2785
Hardwick		388	6	423		31	848
Harvard		394	2	91		33	520
Holden		1279	5	478		20	1782
Hopedale		1205	—	258		34	1497
Hubbardston		252	8	70		10	340
Lancaster		820	4	239		48	1120
Leicester		858	14	1042		28	1942
LEOMINSTER		3892	64	4309		306	8571
Lunenburg		622	11	235		45	913
Mendon		392	3	136		33	564
Millford		2296	100	3316		460	6172
Millbury		1145	19	1692		58	2914
Millville		271	4	547		14	836
New Braintree		79	3	49		1	132
North Brookfield		560	5	532		36	1133
Northborough		740	3	303		33	1079
Northbridge		1922	24	2339		87	4372
Oakham		134	1	39		6	180
Oxford		850	13	826		25	1694
Paxton		237	1	97		8	343
Petersham		300	2	65		10	377
Phillipston		106	—	43		17	166
Princeton		271	3	47		5	326
Royalston		206	20	56		8	290
Rutland		403	9	261		11	684
Shrewsbury		1825	21	1081		52	2979
Southborough		592	6	309		46	953
Southbridge		1522	50	4218		144	5934
Spencer		1133	19	1693		50	2895
Sterling		633	3	134		21	791
Sturbridge		319	2	287		27	635
Sutton		524	7	513		26	1064
Templeton		886	19	530		53	1488
Upton		691	11	294		46	1042
Uxbridge		1006	14	1687		62	2769
Warren		674	12	662		60	1408
Webster		1846	78	3366	1	166	5457
West Boylston		750	7	135		10	902
West Brookfield		401	3	161		27	592
Westborough		1505	1	774		58	2338
Westminster		392	17	154		19	582
Winchendon		1123	18	1047		87	2275
WORCESTER		37083	641	39047		1523	79051
Totals		96111	1787	98227	3	5634	201762

*Clerk of Courts.*  
(To fill vacancy.)

County of Hampshire.		Grace T. Hawksley of Northampton, Republican.	Francis C. McKon- ton of Northamp- ton, Democratic.	All Others.	Blanks.	Total Ballots.
Anherst . . . . .		2098	631		96	2825
Belchertown . . . . .		580	325		65	970
Chesterfield . . . . .		178	18		5	201
Cumington . . . . .		239	38		22	299
Easthampton . . . . .		2044	1560		252	3856
Goshen . . . . .		111	8		4	123
Granby . . . . .		294	90		32	416
Hadley . . . . .		458	241		21	720
Hatfield . . . . .		428	277		45	750
Huntington . . . . .		346	216		62	624
Middlefield . . . . .		74	11		6	91
NORTHAMPTON . . . . .		7110	2320		268	9698
Pelham . . . . .		150	27		12	189
Plainfield . . . . .		104	9		8	121
South Hadley . . . . .		1833	1122		170	3125
Southampton . . . . .		264	114		16	394
Ware . . . . .		1155	1424		232	2811
Westhampton . . . . .		125	15		3	143
Williamsburg . . . . .		655	190		41	886
Worthington . . . . .		171	45		16	232
Totals . . . . .		18417	8681		1376	28474

County of Middlesex.		Edward L. Ford of Cambridge, Dem- ocratic.	Frederic L. Putnam of Melrose, Re- publican.	All Others.	Blanks.	Total Ballots.
Acton . . . . .		213	1088		67	1368
Arlington . . . . .		6835	10404		783	18022
Ashby . . . . .		60	293		19	372
Ashland . . . . .		389	818		135	1342
Ayer . . . . .		470	712		94	1276
Bedford . . . . .		251	669		87	1007
Belmont . . . . .		4026	8057		500	12583
Billerica . . . . .		1164	1713		191	3068
Boxborough . . . . .		35	123		6	164
Burlington . . . . .		380	510	1	87	978
CAMBRIDGE . . . . .		27486	15547		3247	46280
Carlisle . . . . .		39	271		26	336
Chelmsford . . . . .		776	2414		189	3379
Concord . . . . .		979	2190		171	3340
Dracut . . . . .		853	1568		183	2604
Dunstable . . . . .		26	155		17	198
EVERETT . . . . .		8505	8454		1509	18468
Frammingham . . . . .		4108	4948		639	9695
Groton . . . . .		307	803		130	1240
Holliston . . . . .		359	1054		78	1491
Hopkinton . . . . .		518	676		70	1264
Hudson . . . . .		1625	1554		190	3369
Lexington . . . . .		1223	3657		224	5104
Lincoln . . . . .		176	630		43	849
Littleton . . . . .		101	613		32	746
LOWELL . . . . .		21077	18013		2245	41335
MALDEN . . . . .		9177	12059		1721	22957
MARLBOROUGH . . . . .		3639	3287		660	7586
Maynard . . . . .		1488	1242		215	2945
MEDFORD . . . . .		11742	13312		1911	26965
MELROSE . . . . .		1681	10527		357	12565
Natick . . . . .		2831	3512		528	6871
NEWTON . . . . .		9309	22425		1550	33284
North Reading . . . . .		359	755		89	1203
Pepperell . . . . .		416	895		89	1400
Reading . . . . .		937	4046		181	5164
Sherborn . . . . .		81	368		25	474
Shirley . . . . .		388	425		53	866
SOMERVILLE . . . . .		21994	16757		2618	41369
Stoneham . . . . .		1389	3141		274	4804
Stow . . . . .		61	429		30	520

*Clerk of Courts — Concluded.*  
(To fill vacancy.)

County of Middlesex — Con.		Edward L. Ford of Cambridge, Democratic.	Frederic L. Putnam of Melrose, Republican.	All Others.	Blanks.	Total Ballots.
Sudbury		112	668		35	815
Tewksbury		460	792		56	1308
Townsend		157	733		55	945
Tyngsborough		183	439		40	662
Wakefield		2421	4491		551	7463
WALTHAM		7867	8443		945	17255
Watertown		7455	7262		606	15323
Wayland		460	1046		93	1599
Westford		521	781		104	1406
Weston		341	1518		75	1934
Wilmington		531	1067		115	1713
Winchester		1707	4664		307	6678
WOBURN		4851	3375		546	8772
Totals		174539	215393	1	24791	414724

*Register of Deeds.*  
(To fill vacancy.)

Essex Northern District.		G. Hudson Driver of Lawrence, Republican.	Louis J. Scanlon of Lawrence, Democratic.
Andover		3746	1537
LAWRENCE		16150	18673
Methuen		6178	3395
North Andover		2449	1352
Totals		28523	24957

County of Hampden.			County of Hampshire.			
	C. Wesley Hale of Springfield, Republican.	Timothy J. Sullivan, Jr., of Springfield, Democratic.	All Others.		Donald A. Teahan of Northampton, Democratic.	Raymond A. Warner of Williamsburg, Republican.
Agawam	1511	1065	3	Amherst	711	2022
Blandford	169	22	—	Belchertown	311	602
Brimfield	266	108	—	Chesterfield	17	181
Chester	319	142	—	Cummington	30	250
CHICOPEE	5885	8987	13	Easthampton	1902	1678
East Longmeadow	954	348	11	Goshen	5	114
Granville	222	41	—	Granby	101	291
Hampden	334	98	—	Hadley	346	338
Holland	55	41	—	Hatfield	487	219
HOLYOKE	8451	13731	40	Huntington	261	322
Longmeadow	2065	432	11	Middlefield	17	64
Ludlow	1120	1341	2	NORTHAMPTON	4742	4646
Monson	962	611	6	Pelham	27	151
Montgomery	64	8	—	Plainfield	9	109
Palmer	1619	1640	17	South Hadley	1300	1674
Russell	319	169	3	Southampton	123	256
Southwick	361	116	—	Ware	1566	1000
SPRINGFIELD	29398	25004	730	Westhampton	15	125
Tolland	47	13	—	Williamsburg	190	676
Wales	131	50	—	Worthington	47	173
West Springfield	3624	2934	6	Totals	12207	14882
WESTFIELD	3772	3235	10			
Wilbraham	632	469	2			
Totals	62280	60605	854			

County Commissioner.  
(To fill vacancy.)

County of Hampden.		Margaret V. Donahoe of Holyoke, Democratic.	Edward J. Stapleton of Holyoke, Republican.	All Others.	County of Plymouth.		Elva M. Bent of Brockton, Republican.	William Leslie Ross of Wareham, Democratic.
Agawam . . . . .	1042	1515		1	Abington . . . . .	1800	778	
Blandford . . . . .	32	157		1	Bridgewater . . . . .	1643	888	
Brimfield . . . . .	109	257		1	BROCKTON . . . . .	20151	589	
Chester . . . . .	156	310		1	Carver . . . . .	300	96	
CHICOPEE . . . . .	8609	6331		1	Duxbury . . . . .	893	156	
East Longmeadow . . . . .	344	964		1	EAST BRIDGEWATER . . . . .	1247	290	
Granville . . . . .	36	227		1	Halifax . . . . .	267	91	
Hampden . . . . .	103	326		1	Hanover . . . . .	969	165	
Holland . . . . .	41	57		1	Hanson . . . . .	724	237	
HOLYOKE . . . . .	15232	7823		1	Hingham . . . . .	2466	897	
Longmeadow . . . . .	344	2172		1	Hull . . . . .	766	435	
Ludlow . . . . .	1319	1146		1	Kingston . . . . .	714	351	
Monson . . . . .	610	973		1	Lakeville . . . . .	504	110	
Montgomery . . . . .	10	64		1	Marion . . . . .	552	204	
Palmer . . . . .	1580	1685		1	Marshfield . . . . .	1043	163	
Russell . . . . .	181	310		1	Mattapoisett . . . . .	473	161	
Southwick . . . . .	120	364		1	Middleborough . . . . .	2519	865	
SPRINGFIELD . . . . .	23459	31198	2	1	Norwell . . . . .	700	117	
Tolland . . . . .	13	46		1	Pembroke . . . . .	568	120	
Wales . . . . .	54	121		1	Plymouth . . . . .	2836	1677	
West Springfield . . . . .	2738	3790		1	Plympton . . . . .	180	43	
WESTFIELD . . . . .	3188	3886		1	Rochester . . . . .	294	85	
Wilbraham . . . . .	458	647		1	Rockland . . . . .	2126	1637	
Totals . . . . .	58736	64369	2		Scituate . . . . .	1520	525	
					Wareham . . . . .	1215	893	
					West Bridgewater . . . . .	1001	206	
					Whitman . . . . .	2592	1038	
					Totals . . . . .	50063	19817	

*Votes on Question No. 1 (Amendment to the Constitution).*

*"Shall an amendment to the Constitution providing for biennial sessions of the General Court and for a biennial budget which is further described as follows:—This amendment annuls all existing provisions of the Constitution and its prior amendments which require annual sessions of the General Court, commonly known as the Legislature, and provides for biennial sessions in their place. It also provides that the budget of all proposed expenditures of the Commonwealth shall be so prepared as to cover two fiscal years instead of only one as at present required,—which proposed amendment was approved by the General Court and in a joint session of the two branches held May 27, 1936, received 141 votes in the affirmative and 117 in the negative, and in a joint session of the two branches held May 19, 1937, received 158 votes in the affirmative and 112 in the negative,—be approved?"*

**County of Barnstable.**

Cities and Towns.	Yes.	No.	Blanks.	Total Ballots
Barnstable . . . . .	1306	832	1452	3590
Bourne . . . . .	185	294	518	1297
Brewster . . . . .	161	115	146	422
Chatham . . . . .	329	258	404	991
Dennis . . . . .	315	296	402	1013
Eastham . . . . .	97	86	128	311
Falmouth . . . . .	866	399	950	2215
Harwich . . . . .	493	318	346	1067
Mashpee . . . . .	46	18	110	174
Orleans . . . . .	306	182	288	776
Provincetown . . . . .	462	272	745	1479
Sandwich . . . . .	259	184	284	727
Truro . . . . .	104	77	110	291
Wellfleet . . . . .	132	98	231	461
Yarmouth . . . . .	408	262	319	989
Totals . . . . .	5679	3691	6433	15803

**County of Berkshire.**

Adams . . . . .	1526	800	2415	4741
Alford . . . . .	28	14	46	88
Becket . . . . .	112	61	99	272
Cheshire . . . . .	271	107	283	661
Clarksburg . . . . .	167	92	278	537
Dalton . . . . .	774	527	715	2016
Egremont . . . . .	110	61	109	280
Florida . . . . .	45	33	5	163
Great Barrington . . . . .	867	505	1161	2533
Hancock . . . . .	54	51	70	155
Hinsdale . . . . .	206	99	265	510
Lanesborough . . . . .	212	158	236	606
Lee . . . . .	594	353	827	1774
Lenox . . . . .	457	222	557	1236
Monterey . . . . .	54	33	54	141
Mount Washington . . . . .	8	14	12	34
New Ashford . . . . .	11	5	34	49
New Marlborough . . . . .	122	83	159	364
NORTH ADAMS . . . . .	2673	1523	4036	8232
Otis . . . . .	54	41	74	169
Peru . . . . .	17	16	28	61
PITTSFIELD . . . . .	8241	4599	7681	20521
Richmond . . . . .	105	58	85	248
Sandisfield . . . . .	59	29	59	147
Savoy . . . . .	25	36	64	125
Sheffield . . . . .	240	195	229	664
Stockbridge . . . . .	306	188	309	803
Tyringham . . . . .	37	25	—	62
Washington . . . . .	39	26	48	113
West Stockbridge . . . . .	163	95	218	476
Williamstown . . . . .	683	381	716	1780
Wind-or . . . . .	59	31	59	129
Totals . . . . .	18299	10481	20930	49710

**County of Bristol.**

Acushnet . . . . .	537	250	607	1394
ATTLEBORO . . . . .	3446	1982	3348	8776
Berkley . . . . .	159	85	199	443
Dartmouth . . . . .	1186	581	1203	2970
Dighton . . . . .	408	227	458	1093
Easton . . . . .	1102	577	955	2634
Fairhaven . . . . .	1811	797	1828	4436
FALL RIVER . . . . .	15304	10893	16936	43133
Freetown . . . . .	255	156	259	670
Mansfield . . . . .	1099	668	1102	2869
NEW BEDFORD . . . . .	16610	9463	15695	41768

## Votes on Question No. 1 (Amendment to the Constitution) — Continued.

## County of Bristol — Concluded.

Cities and Towns.	Yes.	No.	Blanks.	Total Ballots.
North Attleborough	1450	991	2142	4583
Norton	486	284	435	1205
Raynham	281	240	372	893
Rehoboth	363	239	435	1037
Seekonk	720	393	504	1617
Somerset	756	591	940	2287
Swansea	615	458	704	1777
TAUNTON	4931	2994	7072	14997
Westport	677	329	754	1760
Totals	52196	32198	55948	140342

## County of Dukes County.

Chilmark	41	40	50	131
Edgartown	211	104	338	653
Gay Head	7	12	129	148
Gosnold	11	27	17	55
Oak Bluffs	293	152	329	774
Tisbury	273	201	313	787
West Tisbury.	50	37	44	131
Totals	886	573	1220	2679

## County of Essex.

Amesbury	1743	977	1980	4700
Andover	2251	1141	2032	5424
BEVERLY	4046	3428	4214	11688
Boxford.	164	95	94	353
Danvers	2021	1278	1896	5195
Essex	276	162	369	807
Georgetown	294	290	415	999
GLOUCESTER	3220	1728	3800	8748
Groveland	356	307	442	1105
Hamilton	402	268	456	1126
HAVERHILL	6585	5544	7774	19903
Ipswich	925	875	1091	2591
LAWRENCE	12943	8656	14241	35845
LYNN	17970	10277	14162	42409
Lynnfield	574	321	364	1259
Manchester	566	295	459	1320
Marblehead	2462	1546	1740	5748
Merrimac	410	364	445	1219
Methuen	3767	1963	4051	9781
Middleton	396	190	170	756
Nahant	406	276	366	1048
Newbury	305	185	293	783
NEWPORT	2375	1208	2960	6543
Nor. Andover	1544	836	1485	3865
PEABODY	3448	1707	3968	9123
Rockport	749	383	774	1906
Rowley	241	192	305	738
SALEM	7829	3979	7636	19444
Salisbury	489	256	479	1224
Saugus	2730	1780	2096	6606
Swampscott	2597	1402	1507	5506
Topsfield	247	150	174	571
Wenham	276	197	196	669
West Newbury	229	205	283	717
Totals	84841	52161	82717	219719

## County of Franklin.

Ashfield.	97	80	159	336
Bernardston	152	79	188	419
Buckland	193	121	325	639
Charlton	113	105	169	387
Colrain	245	113	237	595
Conway	127	90	156	373
Deerfield	438	263	497	1198
Erving	176	88	256	520
Gill	109	94	165	368
Greenfield	2815	1499	2522	6836
Hawley	26	20	36	82
Heath	26	35	46	107
Leverett	80	40	80	200
Leyden	36	19	47	102
Monroe	28	19	32	79
Montague	1172	488	1379	3039
New Salem	65	56	69	190
Northfield	315	220	235	770
Orange	815	516	1032	2363
Rowe	44	21	49	114
Shelburne	286	200	339	825
Shutesbury	19	37	32	88

## Votes on Question No. 1 (Amendment to the Constitution) — Continued.

## County of Franklin — Concluded.

Cities and Towns.	Yes.	No.	Blanks.	Total Ballots.
Sunderland . . . . .	186	71	110	367
Warwick . . . . .	61	41	89	191
Wendell . . . . .	26	21	81	128
Whately . . . . .	135	64	195	394
Totals . . . . .	7785	4400	8525	20710

## County of Hampden.

Agawam . . . . .	1112	529	1081	2722
Blandford . . . . .	66	51	82	199
Brimfield . . . . .	169	75	143	387
Chester . . . . .	196	107	207	510
CHICOPEE . . . . .	6035	3629	6822	16486
East Longmeadow . . . . .	568	371	434	1373
Granville . . . . .	91	52	135	278
Hampden . . . . .	181	127	154	462
Holland . . . . .	37	24	38	99
HOLYOKE . . . . .	8354	5780	10072	24206
Longmeadow . . . . .	1210	764	595	2569
Ludlow . . . . .	1155	474	939	2568
Monson . . . . .	676	305	727	1708
Montgomery . . . . .	30	19	26	75
Palmer . . . . .	1431	691	1497	3619
Russell . . . . .	198	109	210	517
Southwick . . . . .	198	103	201	502
SPRINGFIELD . . . . .	23962	14029	19135	57726
Tolland . . . . .	31	8	25	64
Wales . . . . .	82	32	71	185
West Springfield . . . . .	3200	1567	2055	6822
WESTFIELD . . . . .	3173	1726	2522	7421
Wilbraham . . . . .	528	298	335	1161
Totals . . . . .	52683	31470	47506	131659

## County of Hampshire.

Amherst . . . . .	1324	739	762	2825
Belchertown . . . . .	336	237	397	970
Chesterfield . . . . .	59	66	76	201
Cummington . . . . .	111	70	118	299
Easthampton . . . . .	1290	733	1833	3856
Goshen . . . . .	39	31	53	123
Granby . . . . .	177	91	148	416
Hadley . . . . .	278	159	283	720
Hatfield . . . . .	267	107	376	750
Huntington . . . . .	212	99	313	624
Middlefield . . . . .	39	12	40	91
NORTHAMPTON . . . . .	3388	2573	3737	9698
Pelham . . . . .	65	48	76	189
Plainfield . . . . .	38	22	61	121
South Hadley . . . . .	1242	749	1134	3125
Southampton . . . . .	162	102	130	394
Ware . . . . .	954	402	1455	2811
Westhampton . . . . .	44	41	58	143
Williamsbury . . . . .	295	211	380	886
Worthington . . . . .	95	45	92	232
Totals . . . . .	10415	6537	11522	28474

## County of Middlesex.

Acton . . . . .	575	360	433	1368
Arlington . . . . .	7679	5166	5177	18022
Ashby . . . . .	180	75	117	372
Ashland . . . . .	585	286	471	1342
Ayer . . . . .	519	217	540	1276
Bedford . . . . .	421	260	326	1007
Belmont . . . . .	5820	3393	3370	12583
Billerica . . . . .	1261	808	999	3068
Boxborough . . . . .	79	37	48	164
Burlington . . . . .	356	302	320	978
CAMBRIDGE . . . . .	18057	13325	14898	46280
Carlisle . . . . .	172	61	103	336
Chelmsford . . . . .	1443	829	1107	3379
Concord . . . . .	1483	895	962	3340
Draught . . . . .	1158	477	969	2604
Dunstable . . . . .	71	42	85	198
EVERETT . . . . .	7846	5046	5576	18468
Framingham . . . . .	4211	2060	3424	9695
Groton . . . . .	559	237	544	1340
Holliston . . . . .	574	340	577	1491
Hopkinton . . . . .	548	234	482	1264
Hudson . . . . .	1426	619	1324	3369
Lexington . . . . .	2372	1393	1339	5104
Lincoln . . . . .	349	250	250	849
Littleton . . . . .	357	149	240	746
LOWELL . . . . .	16569	9186	15580	41335



*Votes on Question No. 1 (Amendment to the Constitution) — Continued.*

**County of Middlesex — Concluded.**

<b>Cities and Towns.</b>	<b>Yes.</b>	<b>No.</b>	<b>Blanks</b>	<b>Total Ballots.</b>
MALDEN	9789	6108	7060	22957
MARLBOROUGH	2716	1779	3091	7586
Maynard	1167	605	1173	2945
MEDFORD	11129	6710	9126	26965
MELROSE	6134	3211	3220	12565
Natick	2702	1657	2512	6871
NEWTON	17050	8713	7521	33284
North Reading	500	330	373	1203
Pepperell	572	269	559	1400
Reading	2305	1407	1452	5164
Sherborn	205	104	165	474
Shirley	439	130	297	866
SOMERVILLE	17111	10798	13460	41369
Stoneham	1970	1157	1677	4804
Stow	232	116	172	520
Sudbury	373	224	218	815
Tewksbury	558	303	447	1308
Townsend	421	170	354	945
Tyngsborough	299	130	233	662
Wakefield	2800	2069	2594	7463
WALTHAM	6904	4389	5962	17255
Watertown	7376	3712	4235	15323
Wayland	671	414	514	1599
Westford	585	248	573	1406
Weston	956	600	378	1934
Wilmington	748	417	548	1713
Winchester	3319	1542	1787	6678
WOBURN	3906	2031	2835	8772
Totals	177637	165390	131797	414824

**County of Nantucket.**

Nantucket	389	281	832	1502
-----------	-----	-----	-----	------

**County of Norfolk.**

Avon	482	243	359	1084
Bellingham	455	218	594	1267
Braintree	3642	2117	2454	8213
Brookline	10691	6127	6601	23419
Canton	1242	667	1025	2934
Cohasset	702	386	628	1716
Dedham	3248	1638	2268	7154
Dover	326	162	216	704
Foxborough	832	642	794	2268
Franklin	1160	602	1363	3125
Holbrook	628	369	671	1668
Medfield	476	259	421	1156
Medway	597	292	604	1493
Millis	364	213	455	1032
Milton	4300	2882	2670	9852
Needham	2749	1442	1793	5984
Norfolk	246	210	221	677
Norwood	2957	1502	2163	6622
Plainville	259	194	297	750
QUINCY	13166	9296	9971	32433
Randolph	1378	704	1377	3459
Sharon	780	527	533	1840
Stoughton	1578	792	1268	3638
Walpole	1465	723	1030	3218
Wellesley	3448	1781	1444	6673
Westwood	641	442	453	1536
Weymouth	3896	2449	3403	9748
Wrentham	451	329	413	1193
Totals	62159	37208	45489	144856

**County of Plymouth.**

Abington	1090	588	1088	2766
Bridgewater	1158	636	911	2705
BROCKTON	11284	7302	10497	29083
Carver	123	103	192	418
Duxbury	504	280	325	1109
East Bridgewater	594	403	639	1636
Halifax	171	122	101	394
Hanover	476	258	467	1201
Hanson	405	209	398	1012
Hingham	1641	969	972	3582
Hull	590	300	446	1336
Kingston	432	256	499	1187
Lakeville	251	152	264	667
Marion	297	191	328	816
Marshfield	576	351	334	1261
Mattapoisett	279	125	271	675

## Votes on Question No. 1 (Amendment to the Constitution) — Continued.

## County of Plymouth — Concluded.

Cities and Towns.	Yes.	No.	Blanks.	Total Ballots.
Middleborough . . . . .	1260	968	1503	3731
Norwell . . . . .	341	234	308	883
Pembroke . . . . .	294	212	217	723
Plymouth . . . . .	1783	1131	2174	5088
Plympton . . . . .	89	65	92	246
Rochester . . . . .	140	97	163	400
Rockland . . . . .	1469	809	1798	4076
Scituate . . . . .	927	485	773	2185
Wareham . . . . .	575	946	744	2265
West Bridgewater . . . . .	518	343	412	1273
Whitman . . . . .	1407	917	1550	3874
Totals . . . . .	28674	18452	27466	74592

## County of Suffolk.

BOSTON . . . . .	140876	70098	100848	311822
CHELSEA . . . . .	5434	2714	5764	13912
REVERE . . . . .	6735	3153	4985	14873
Winthrop . . . . .	3708	2145	2466	8319
Totals . . . . .	156753	78110	114063	348926

## County of Worcester.

Ashburnham . . . . .	414	154	345	913
Athol . . . . .	1618	986	1749	4353
Auburn . . . . .	1197	476	951	2624
Barre . . . . .	563	189	576	1328
Berlin . . . . .	220	103	151	474
Blackstone . . . . .	580	735	612	1927
Bolton . . . . .	155	88	87	330
Boylston . . . . .	256	93	174	523
Brookfield . . . . .	228	115	233	576
Charlton . . . . .	403	146	291	840
Clinton . . . . .	2633	956	2432	6021
Douglas . . . . .	451	169	349	969
Dudley . . . . .	676	215	764	1655
East Brookfield . . . . .	159	62	143	364
FITCHBURG . . . . .	7484	3014	6296	16794
GARDNER . . . . .	3035	1160	3141	7336
Grafton . . . . .	1045	442	1298	2785
Hardwick . . . . .	352	107	389	848
Harvard . . . . .	259	119	142	520
Holden . . . . .	927	379	476	1782
Hopedale . . . . .	648	322	527	1497
Hubbardston . . . . .	138	74	128	340
Lancaster . . . . .	470	251	399	1120
Leicester . . . . .	915	299	728	1942
LEOMINSTER . . . . .	3886	1569	3116	8571
Lunenburg . . . . .	441	182	290	913
Mendon . . . . .	237	134	193	564
Milford . . . . .	1831	926	3415	6172
Millbury . . . . .	1142	480	1292	2914
Millville . . . . .	250	95	493	836
New Braintree . . . . .	57	27	48	132
North Brookfield . . . . .	479	191	463	1133
Northborough . . . . .	511	221	347	1079
Northbridge . . . . .	1964	859	1549	4372
Oakham . . . . .	62	34	84	180
Oxford . . . . .	734	246	714	1694
Paxton . . . . .	170	70	103	343
Petersham . . . . .	154	90	133	377
Phillipston . . . . .	59	36	71	166
Princeton . . . . .	146	51	129	326
Royalston . . . . .	105	87	98	290
Rutland . . . . .	324	147	213	684
Shrewsbury . . . . .	1462	531	986	2979
Southborough . . . . .	409	217	327	953
Southbridge . . . . .	2445	777	2712	5934
Spencer . . . . .	1176	322	1397	2895
Sterling . . . . .	393	159	239	791
Sturbridge . . . . .	262	92	281	635
Sutton . . . . .	510	194	360	1064
Templeton . . . . .	617	280	591	1488
Upton . . . . .	376	194	472	1042
Uxbridge . . . . .	1200	430	1139	2769
Warren . . . . .	588	194	626	1408
Webster . . . . .	2230	677	2550	5457
West Boylston . . . . .	426	165	305	896
West Brookfield . . . . .	262	110	220	592
Westborough . . . . .	1103	460	775	2338
Westminster . . . . .	259	131	192	582
Winchendon . . . . .	920	450	905	2275
WORCESTER . . . . .	37618	14702	26731	79051
Totals . . . . .	89634	36182	75940	201756

Votes on Question No. 1 (Amendment to the Constitution) — Concluded.

Aggregate of Votes.

Counties.	Yes.	No.	Blanks.	Total Ballots.
BARNSTABLE . . . . .	5679	3691	6433	15803
BERKSHIRE . . . . .	18299	10481	20930	49710
BRISTOL . . . . .	52196	32198	55948	140342
DUKES COUNTY . . . . .	886	573	1220	2679
ESSEX . . . . .	84841	52161	82717	219719
FRANKLIN . . . . .	7785	4400	8525	20710
HAMPDEN . . . . .	52683	31470	47506	131659
HAMPSHIRE . . . . .	10415	6537	11522	28474
MIDDLESEX . . . . .	177637	105390	131797	414824
NANTUCKET . . . . .	389	281	832	1502
NORFOLK . . . . .	62159	37208	45489	144856
PLYMOUTH . . . . .	28674	18452	27466	74592
SUFFOLK . . . . .	156753	78110	114063	348926
WORCESTER . . . . .	89634	36182	75940	201756
TOTALS . . . . .	748030	417134	630388	1795552

Votes on Question No. 2 (Initiative Petition).

"Shall the proposed measure which provides that in any city or town which accepts its terms, the licensing authorities shall establish free public taxicab stands for the use of all taxicabs and motor vehicles for hire whose owners are licensed within such city or town, and shall abolish all other forms of taxicab stands on any public highway within such city or town,—which was disapproved in the House of Representatives by a vote of 96 in the affirmative and 109 in the negative and in the Senate by a vote of 4 in the affirmative and 35 in the negative,—be approved?"

County of Barnstable.

Cities and Towns.	Yes.	No.	Blanks.	Total Ballots.
Barnstable . . . . .	924	1302	1354	3580
Bourne . . . . .	356	416	525	1297
Brewster . . . . .	108	137	177	422
Chatham . . . . .	242	342	407	991
Dennis . . . . .	229	390	394	1013
Eastham . . . . .	79	162	130	311
Falmouth . . . . .	535	748	932	2215
Harwich . . . . .	268	451	348	1067
Mashpee . . . . .	39	29	106	174
Orleans . . . . .	207	291	278	776
Provincetown . . . . .	433	361	685	1479
Sandwich . . . . .	186	227	314	727
Truro . . . . .	101	84	106	291
Wellfleet . . . . .	99	143	215	461
Yarmouth . . . . .	267	420	302	989
TOTALS . . . . .	4073	5443	6277	15793

County of Berkshire.

Adams . . . . .	1459	1138	2144	4741
Alford . . . . .	13	25	50	88
Becket . . . . .	64	90	118	272
Cheshire . . . . .	205	150	306	661
Clarksburg . . . . .	135	128	274	537
Dalton . . . . .	569	676	771	2016
Egremont . . . . .	56	93	131	280
Florida . . . . .	39	56	68	163
Great Barrington . . . . .	583	763	1187	2533
Hancock . . . . .	42	47	86	175
Hinsdale . . . . .	154	135	221	510
Lane-borough . . . . .	189	180	237	606
Lee . . . . .	455	455	864	1774
Lenox . . . . .	329	318	589	1236
Monterey . . . . .	25	50	66	141
Mount Washington . . . . .	11	8	15	34
New Ashford . . . . .	7	8	34	49
New Marlborough . . . . .	76	101	187	364
NORTH ADAMS . . . . .	2373	2090	3769	8232
Otis . . . . .	45	49	75	169
Peru . . . . .	21	10	30	61
PITTSFIELD . . . . .	7281	6575	6665	20521
Richmond . . . . .	54	96	98	248
Sandisfield . . . . .	46	39	62	147
Savoy . . . . .	17	47	61	125
Sheffield . . . . .	166	234	264	664
Stockbridge . . . . .	185	281	337	803
Tyringham . . . . .	22	36	—	58
Washington . . . . .	21	38	54	113
West Stockbridge . . . . .	109	114	253	476
Williamstown . . . . .	414	587	779	1780
Windsor . . . . .	23	33	73	129
TOTALS . . . . .	15188	14650	19868	49706

## Votes on Question No. 2 (Initiative Petition) — Continued.

## County of Bristol.

Cities and Towns.	Yes.	No	Blanks	Total Ballots.
Aeushnet . . . . .	498	333	563	1394
ATTLEBORO . . . . .	2840	2727	3209	8776
Berkley . . . . .	124	127	192	443
Dartmouth . . . . .	908	916	1146	2970
Dighton . . . . .	308	326	459	1093
Easton . . . . .	829	880	925	2634
Fairhaven . . . . .	1295	1431	1710	4436
FALL RIVER . . . . .	14163	14979	13991	43133
Freetown . . . . .	188	221	261	670
Mansfield . . . . .	939	929	1001	2869
NEW BEDFORD . . . . .	14507	13624	13637	41768
North Attleborough . . . . .	1245	1192	2114	4581
Norton . . . . .	377	389	439	1205
Ravenna . . . . .	212	309	372	893
Ravenna . . . . .	254	343	440	1037
Rehoboth . . . . .	551	520	546	1617
Seekonk . . . . .	589	776	922	2287
Somerset . . . . .	181	657	639	1777
Swansea . . . . .	4174	4657	6146	14937
TAUNTON . . . . .	569	446	745	1760
Westport . . . . .	45051	45802	49487	140340
Totals . . . . .				

## County of Dukes County.

Chilmark . . . . .	20	38	73	131
Edgartown . . . . .	149	160	344	653
Gay Head . . . . .	9	10	125	144
Gosnold . . . . .	15	25	15	55
Oak Bluffs . . . . .	233	198	343	774
Tisbury . . . . .	182	274	351	787
West Tisbury . . . . .	19	51	61	131
Totals . . . . .	627	756	1292	2075

## County of Essex.

Amesbury . . . . .	1853	1166	1681	4700
Andover . . . . .	1805	1921	1698	5424
BEVERLY . . . . .	3875	4130	3683	11688
Boxford . . . . .	67	175	111	353
Danvers . . . . .	1797	1726	1672	5195
Essex . . . . .	204	246	357	807
Georgetown . . . . .	206	362	451	999
GLOUCESTER . . . . .	2680	2876	3192	8748
Groveland . . . . .	310	363	432	1105
Hamilton . . . . .	371	369	386	1126
HAVENHILL . . . . .	6382	7384	6137	19903
Ipswich . . . . .	818	757	1016	2591
LAWRENCE . . . . .	13248	9200	13397	35845
LYNN . . . . .	17704	13740	10965	42409
Lynnfield . . . . .	366	549	344	1259
Manchester . . . . .	378	541	401	1320
Marblehead . . . . .	1662	2608	1478	5748
Merimac . . . . .	340	435	444	1219
Methuen . . . . .	3336	2664	3781	9781
Middleton . . . . .	267	233	256	756
Nahant . . . . .	418	378	252	1048
Newbury . . . . .	174	299	310	783
NEWBURYPORT . . . . .	2276	1686	2581	6543
North Andover . . . . .	1236	1194	1435	3865
PEABODY . . . . .	3423	2189	3511	9123
Rockport . . . . .	455	754	697	1906
Rowley . . . . .	206	207	325	738
SALEM . . . . .	7618	5817	6029	19464
Salisbury . . . . .	425	351	468	1224
Saugus . . . . .	2654	2265	1687	6606
Swampscott . . . . .	1691	2639	1176	5506
Topsfield . . . . .	172	223	176	571
Wenham . . . . .	173	314	182	669
West Newbury . . . . .	148	279	290	717
Totals . . . . .	78738	70020	70981	219739

## County of Franklin.

Ashfield . . . . .	35	113	188	336
Bernardston . . . . .	77	120	222	419
Buckland . . . . .	132	148	359	639
Charlemont . . . . .	69	123	195	387
Colrain . . . . .	151	170	244	565
Conway . . . . .	69	112	192	373
Deerfield . . . . .	306	385	507	1198
Erving . . . . .	139	122	259	520
Gill . . . . .	100	112	156	368
Greenfield . . . . .	2149	2318	2369	6836
Hawley . . . . .	11	29	42	82
Heath . . . . .	12	35	60	107

## Votes on Question No. 2 (Initiative Petition) — Continued.

## County of Franklin — Concluded.

Cities and Towns.	Yes	No.	Blanks.	Total Ballots.
Leverett . . . . .	40	65	95	200
Leyden . . . . .	21	29	49	102
Monroe . . . . .	17	25	37	79
Montague . . . . .	970	669	1400	3039
New Salem . . . . .	37	71	82	190
Northfield . . . . .	145	359	266	770
Orange . . . . .	575	736	1052	2363
Rowe . . . . .	28	32	54	114
Shelburne . . . . .	141	294	390	825
Shutesbury . . . . .	17	32	39	88
Sunderland . . . . .	91	126	150	367
Warwick . . . . .	51	53	87	191
Wendell . . . . .	22	26	80	128
Whately . . . . .	100	86	208	394
Totals . . . . .	5508	6390	8812	20710

## County of Hampden.

Agawam . . . . .	805	874	1043	2722
Blandford . . . . .	30	76	93	199
Brimfield . . . . .	112	124	151	387
Chester . . . . .	133	145	232	510
CHICOPEE . . . . .	5553	4522	6411	16486
East Longmeadow . . . . .	400	536	437	1373
Granville . . . . .	49	72	157	278
Hampden . . . . .	121	164	177	462
Holland . . . . .	24	32	43	99
HOLYOKE . . . . .	6545	8069	9592	24206
Longmeadow . . . . .	584	1377	608	2569
Ludlow . . . . .	889	761	918	2568
Monson . . . . .	477	472	759	1708
Montgomery . . . . .	1616	25	34	75
Palmer . . . . .	1072	1007	1540	3619
Russell . . . . .	148	147	222	517
Southwick . . . . .	132	160	210	502
SPRINGFIELD . . . . .	18132	22346	17248	57726
Tolland . . . . .	18	17	29	64
Wales . . . . .	50	50	85	185
West Springfield . . . . .	2220	2620	1982	6822
WESTFIELD . . . . .	2099	2788	2534	7421
Wilbraham . . . . .	373	433	355	1161
Totals . . . . .	39982	46817	44860	131659

## County of Hampshire.

Amherst . . . . .	647	1334	844	2825
Belchertown . . . . .	238	309	423	970
Chesterfield . . . . .	15	88	98	201
Cummington . . . . .	50	93	156	299
Easthampton . . . . .	941	1057	1858	3856
Goshen . . . . .	21	49	53	123
Granby . . . . .	101	162	153	416
Hadley . . . . .	163	247	310	720
Hatfield . . . . .	196	163	391	750
Huntington . . . . .	122	158	344	624
Middlefield . . . . .	13	28	50	91
NORTHAMPTON . . . . .	2081	3917	3700	9698
Pelham . . . . .	44	67	78	189
Plainfield . . . . .	18	33	70	121
South Hadley . . . . .	864	1160	1101	3125
Southampton . . . . .	90	131	173	394
Ware . . . . .	725	620	1466	2811
Westhampton . . . . .	18	55	70	143
Williamsburg . . . . .	159	313	414	886
Worthington . . . . .	52	74	106	232
Totals . . . . .	6558	10058	11858	28474

## County of Middlesex.

Acton . . . . .	383	539	446	1368
Arlington . . . . .	5766	8695	3561	18022
Ashby . . . . .	76	145	151	372
Ashland . . . . .	546	391	402	1342
Ayer . . . . .	339	425	512	1276
Bedford . . . . .	331	392	284	1007
Belmont . . . . .	3513	6790	2280	12583
Billerica . . . . .	1166	1052	850	3068
Boxborough . . . . .	57	59	48	164
Burlington . . . . .	372	339	267	978
CAMBRIDGE . . . . .	17763	18081	10436	46280
Carlisle . . . . .	97	139	100	336
Chelmsford . . . . .	1041	1294	1044	3379
Concord . . . . .	1124	1355	861	3340
Dracont . . . . .	1097	680	827	2604
Dunstable . . . . .	41	67	90	198

## Votes on Question No. 2 (Initiative Petition) — Continued.

## County of Middlesex — Concluded.

Cities and Towns.	Yes.	No.	Blanks.	Total Ballots.
EVERETT	8639	5705	4124	18468
Framingham	3581	3290	2824	9695
Groton	387	414	539	1340
Holliston	456	538	497	1491
Hopkinton	399	402	463	1264
Hudson	1268	915	1186	3369
Lexington	1812	2368	924	5104
Lincoln	227	405	217	849
Littleton	187	302	257	746
LOWELL	15323	12929	13083	41335
MALDEN	9382	8385	5190	22957
MARLBOROUGH	2797	2186	2605	7588
Maynard	1055	881	1009	2945
MEDFORD	10009	10226	6730	26965
MELROSE	3174	6960	2431	12565
Natick	2466	2440	1965	6871
NEWTON	8872	19247	5165	33284
North Reading	480	398	325	1203
Pepperell	394	418	588	1400
Reading	1351	2709	1104	5164
Sherborn	108	210	156	474
Shirley	287	232	347	866
SOMERVILLE	17492	14714	9163	41369
Stoneham	1794	1804	1206	4804
Stow	134	198	188	520
Sudbury	229	389	197	815
Tewksbury	465	443	400	1308
Townsend	193	343	409	945
Tyngsborough	239	216	207	662
Wakefield	2151	3357	1955	7463
WALTHAM	6619	5907	4729	17255
Watertown	6314	5991	3018	15323
Wayland	562	583	454	1599
Westford	405	439	562	1406
Weston	495	1140	299	1934
Wilmington	697	558	458	1713
Winchester	1595	3785	1298	6678
WOBURN	3828	2770	2174	8772
Totals	149578	164643	100603	414824

## County of Nantucket.

Nantucket	311	347	844	1502
-----------	-----	-----	-----	------

## County of Norfolk.

Avon	445	304	335	1084
Bellingham	396	258	613	1267
Braintree	3093	3371	1749	8213
Brookline	8042	11251	4126	23419
Canton	1046	1017	871	2934
Cohasset	572	686	458	1716
Dedham	2656	2908	1590	7154
Dover	202	337	165	704
Foxborough	800	772	696	2268
Franklin	926	872	1327	3125
Hollbrook	499	569	600	1668
Medfield	354	426	376	1156
Medway	511	406	576	1493
Millis	344	287	401	1032
Milton	2665	5387	1800	9852
Needham	1778	2883	1323	5984
Norfolk	220	257	200	677
Norwood	2784	2363	1475	6622
Plainville	206	238	306	750
QUINCY	14471	13198	7764	32433
Randolph	1362	1020	1077	3459
Sharon	525	867	448	1840
Stoughton	1405	1209	1024	3638
Walpole	1235	1128	855	3218
Wellesley	1480	3965	1228	6673
Westwood	528	665	343	1536
Weymouth	3303	3496	2749	9748
Wrentham	363	448	382	1193
Totals	49411	60588	34857	144856

## County of Plymouth.

Abington	929	831	1006	2766
Bridgewater	1056	782	867	2705
BROCKTON	10626	9178	9279	29083
Carver	84	137	197	418
Duxbury	291	490	328	1109
East Bridgewater	492	506	638	1636
Halifax	130	144	120	394

## Votes on Question No. 2 (Initiative Petition) — Continued.

## County of Plymouth — Concluded.

Cities and Towns.	Yes.	No.	Blanks.	Total Ballots.
Hanover . . . . .	361	382	458	1201
Hanson . . . . .	293	298	421	1012
Hingham . . . . .	1218	1639	725	3582
Hull . . . . .	585	438	313	1336
Kingston . . . . .	363	323	501	1187
Lakeville . . . . .	193	210	264	667
Marion . . . . .	176	315	325	816
Marshfield . . . . .	418	510	333	1261
Mattapoisett . . . . .	143	211	321	675
Middleborough . . . . .	1105	1173	1453	3731
Norwell . . . . .	271	335	277	883
Pembroke . . . . .	254	252	217	723
Plymouth . . . . .	1872	1350	1866	5088
Plympton . . . . .	65	81	100	246
Rochester . . . . .	89	156	155	400
Rockland . . . . .	1492	1053	1531	4076
Scituate . . . . .	746	751	688	2185
Wareham . . . . .	476	1093	696	2265
West Bridgewater . . . . .	399	453	421	1273
Whitman . . . . .	1434	1150	1290	3874
Totals . . . . .	25561	24241	24790	74592

## County of Suffolk.

BOSTON . . . . .	156222	97358	58242	311822
CHELSEA . . . . .	6586	3585	3741	13912
REVERE . . . . .	7971	3548	3354	14873
Winthrop . . . . .	3504	3406	1409	8319
Totals . . . . .	174283	107897	66746	348926

## County of Worcester.

Ashburnham . . . . .	213	289	411	913
Athol . . . . .	1198	1511	1644	4353
Auburn . . . . .	887	783	954	2624
Barre . . . . .	392	325	611	1328
Berlin . . . . .	111	181	182	474
Blackstone . . . . .	1005	303	619	1927
Bolton . . . . .	83	149	98	330
Boylston . . . . .	164	158	201	523
Brookfield . . . . .	156	161	259	576
Charlton . . . . .	243	273	324	840
Clinton . . . . .	2543	1337	2141	6021
Douglas . . . . .	304	296	369	969
Dudley . . . . .	589	383	683	1655
East Brookfield . . . . .	108	95	161	364
FITCHBURG . . . . .	4728	5619	6447	16794
GARDNER . . . . .	2134	2052	3150	7336
Grafton . . . . .	756	645	1384	2785
Hardwick . . . . .	244	183	421	848
Harvard . . . . .	112	235	173	520
Holden . . . . .	636	602	544	1782
Hopedale . . . . .	335	665	497	1497
Hubbardston . . . . .	86	104	150	340
Lancaster . . . . .	301	410	409	1120
Leicester . . . . .	636	522	784	1942
LEOMINSTER . . . . .	2909	2578	3084	8571
Lunenburg . . . . .	234	345	334	913
Mendon . . . . .	145	205	214	564
Milford . . . . .	1515	1846	2811	6172
Millbury . . . . .	895	722	1297	2914
Millville . . . . .	213	115	508	836
New Braintree . . . . .	40	31	61	132
North Brookfield . . . . .	291	319	523	1133
Northborough . . . . .	314	369	396	1079
Northbridge . . . . .	1405	1328	1639	4372
Oakham . . . . .	31	53	96	180
Oxford . . . . .	526	379	789	1694
Paxton . . . . .	103	137	103	343
Petersham . . . . .	84	138	155	377
Phillipston . . . . .	47	45	74	166
Princeton . . . . .	75	105	146	326
Royalston . . . . .	73	105	112	290
Rutland . . . . .	232	215	237	684
Shrewsbury . . . . .	1061	903	1015	2979
Southborough . . . . .	264	377	312	953
Southbridge . . . . .	1911	1406	2617	5934
Spencer . . . . .	867	559	1469	2895
Sterling . . . . .	248	270	273	791
Sturbridge . . . . .	206	144	285	635
Sutton . . . . .	332	324	408	1064
Templeton . . . . .	398	456	634	1488
Upton . . . . .	198	338	506	1042
Uxbridge . . . . .	898	697	1174	2769
Warren . . . . .	397	328	683	1408

## Votes on Question No. 2 (Initiative Petition) — Concluded.

## County of Worcester — Concluded.

Cities and Towns.	Yes.	No.	Blanks.	Total Ballots.
Webster . . . . .	1827	1240	2390	5457
West Boylston . . . . .	211	342	343	896
West Brookfield . . . . .	158	194	240	592
Westborough . . . . .	703	872	763	2338
Westminster . . . . .	133	226	223	582
Winchendon . . . . .	610	700	965	2275
WORCESTER . . . . .	32375	21143	25533	79051
Totals . . . . .	69893	56835	75028	201756

## Aggregate of Votes.

Counties.	Yes.	No.	Blanks.	Total Ballots.
BARNSTABLE . . . . .	4073	5443	6277	15793
BERKSHIRE . . . . .	15188	14650	19868	49706
BRISTOL . . . . .	45051	45802	49487	140340
DUKES COUNTY . . . . .	627	756	1292	2675
ESSEX . . . . .	78738	70020	70981	219739
FRANKLIN . . . . .	5508	6390	8812	20710
HAMPDEN . . . . .	39982	46817	44860	131659
HAMPSHIRE . . . . .	6558	10058	11858	28474
MIDDLESEX . . . . .	149578	164643	100603	414824
NANTUCKET . . . . .	311	347	844	1502
NORFOLK . . . . .	49411	60588	34857	144856
PLYMOUTH . . . . .	25561	24241	24790	74592
SUFFOLK . . . . .	174283	107897	60746	348926
WORCESTER . . . . .	69893	56835	75028	201756
Totals . . . . .	664762	614487	516303	1795552

## Votes on Question.

*“Shall licenses be granted in this city (or town) for the sale therein of all alcoholic beverages (whisky, rum, gin, malt beverages, wines and all other alcoholic beverages)?”*

Cities and Towns.	Yes.	No.	Blanks.	Total Ballots.
Abington . . . . .	1226	977	563	2766
Acton . . . . .	521	652	195	1368
Acushnet . . . . .	746	308	340	1394
Adams . . . . .	2557	740	1444	4741
Agawam . . . . .	1453	739	530	2722
Alford . . . . .	19	40	29	88
Amesbury . . . . .	2486	1565	649	4700
Amherst . . . . .	1022	1558	245	2825
Andover . . . . .	2173	2363	888	5424
Arlington . . . . .	2483	13934	1605	18022
Ashburnham . . . . .	367	453	93	913
Ashby . . . . .	117	192	63	372
Ashfield . . . . .	75	167	94	336
Ashland . . . . .	681	539	122	1342
Athol . . . . .	2217	1321	815	4353
ATTLEBORO . . . . .	5184	2324	1268	8776
Auburn . . . . .	1215	914	495	2624
Avon . . . . .	652	362	70	1084
Ayer . . . . .	676	350	250	1276
Barnstable . . . . .	1698	1007	885	3590
Barre . . . . .	587	356	385	1328
Becket . . . . .	121	87	64	272
Bedford . . . . .	390	506	111	1007
Belchertown . . . . .	428	346	196	970
Bellingham . . . . .	612	206	449	1267
Belmont . . . . .	2149	9051	1383	12583
Berkley . . . . .	161	157	125	443
Berlin . . . . .	109	269	96	474
Bernardston . . . . .	202	176	41	419
BEVERLY . . . . .	5316	4744	1628	11688
Billerica . . . . .	1501	1330	237	3068
Blackstone . . . . .	1261	199	467	1927
Blandford . . . . .	35	133	31	199
Bolton . . . . .	86	198	46	330
BOSTON . . . . .	195548	54298	61976	311822
Bourne . . . . .	759	353	185	1297
Boxborough . . . . .	48	102	14	164
Boxford . . . . .	60	241	52	353
Boylston . . . . .	196	236	91	523
Braintree . . . . .	4084	3213	916	8213
Brewster . . . . .	173	178	71	422
Bridgewater . . . . .	1346	886	473	2705
Brimfield . . . . .	175	165	47	387
BROCKTON . . . . .	15676	8860	4547	29083
Brookfield . . . . .	277	175	124	576
Brookline . . . . .	10812	9309	3298	23419



## Alcoholic Beverages — Continued.

Cities and Towns.	Yes.	No.	Blanks.	Total Ballots.
Buckland	237	234	168	639
Burlington	370	539	69	978
CAMBRIDGE	24801	14495	6984	46280
Canton	1263	1285	386	2934
Carlisle	98	189	49	336
Carver	91	226	101	418
Charlemont	183	173	31	387
Charlton	400	261	179	840
Chatham	495	357	139	991
Chelmsford	1628	1189	562	3379
CHELSEA	8193	2223	3496	13912
Cheshire	365	136	160	661
Chester	281	126	103	510
Chesterfield	32	131	38	201
CHICOPEE	10255	2247	3984	16486
Chilmark	20	68	43	131
Clarksburg	214	215	108	537
Clinton	3511	1189	1321	6021
Cohasset	979	498	239	1716
Colrain	314	206	75	595
Concord	1377	1514	449	3340
Conway	183	136	54	373
Cummington	88	152	59	299
Dalton	841	989	186	2016
Danvers	2581	1960	654	5195
Dartmouth	1523	817	630	2970
Dedham	3539	2835	780	7154
Deerfield	626	308	264	1198
Dennis	330	530	153	1013
Dighton	414	407	272	1093
Douglas	432	341	196	969
Dover	191	378	135	704
Dracut	1482	472	650	2604
Dudley	919	235	501	1655
Dunstable	60	98	40	198
Duxbury	526	399	184	1109
East Bridgewater	714	680	242	1636
East Brookfield	191	69	104	364
East Longmeadow	598	630	145	1373
Eastham	98	161	52	311
Easthampton	2029	791	1036	3856
Easton	1153	1058	423	2634
Edgartown	255	204	194	653
Egremont	120	113	47	280
Erving	288	112	120	520
Essex	291	336	180	807
EVERETT	8494	7755	2220	18469
Fairhaven	2314	1083	1039	4436
FALL RIVER	25744	8329	11060	43133
Falmouth	1094	594	527	2215
FITZBURG	9032	3990	3772	16794
Florida	20	68	25	138
Foxborough	1013	1065	190	2268
Framingham	5085	2762	1848	9695
Franklin	1511	857	757	3125
Freetown	299	239	132	670
GARDNER	4074	1654	1608	7336
Gay Head	12	24	38	74
Georgetown	352	480	167	999
Gill	107	170	91	368
GLOUCESTER	4359	2411	1978	8748
Goshen	37	52	34	123
Gosnold	23	22	10	55
Grafton	1309	642	834	2785
Granby	185	162	69	416
Granville	86	112	80	278
Great Barrington	1300	535	698	2533
Greenfield	3801	1848	1187	6836
Groton	602	523	215	1340
Groveland	560	397	148	1105
Hadley	365	206	149	720
Halifax	139	218	37	394
Hamilton	459	461	206	1126
Hampden	213	193	56	462
Hancock	91	54	30	175
Hanover	504	450	247	1201
Hanson	451	364	197	1012
Hardwick	437	157	254	848
Harvard	82	365	73	520
Harwich	513	405	149	1067
Hatfield	362	187	201	750
HAVERHILL	11659	4653	4191	19903
Hawley	22	40	20	82
Heath	15	65	27	107
Hingham	1974	1178	430	3582
Hinsdale	227	176	107	510
Holbrook	637	724	307	1668

Cities and Towns.	Yes.	No.	Blanks.	Total Ballots
Holden . . . . .	796	766	220	1782
Holland . . . . .	51	42	6	99
Holliston . . . . .	403	807	281	1491
HOLYOKE . . . . .	13219	4137	6850	24206
Hopedale . . . . .	266	891	340	1497
Hopkinton . . . . .	588	490	186	1264
Hubbardston . . . . .	97	165	78	340
Hudson . . . . .	1875	838	656	3369
Hull . . . . .	904	208	224	1336
Huntington . . . . .	278	175	171	624
Ipswich . . . . .	1198	799	594	2591
Kingston . . . . .	665	312	210	1187
Lakeville . . . . .	319	214	134	667
Lancaster . . . . .	287	644	189	1120
Lanesborough . . . . .	314	223	69	606
LAWRENCE . . . . .	20874	4391	10580	35845
Lee . . . . .	889	328	557	1774
Leicester . . . . .	893	587	462	1942
Lenox . . . . .	630	248	358	1236
LEOMINSTER . . . . .	5182	2169	1220	8571
Leverett . . . . .	42	111	47	200
Lexington . . . . .	1411	3019	674	5104
Leyden . . . . .	21	51	30	102
Lincoln . . . . .	181	515	153	849
Littleton . . . . .	167	450	129	746
Longmeadow . . . . .	1415	941	213	2569
LOWELL . . . . .	25731	6095	9509	41335
Ludlow . . . . .	1430	684	454	2568
Lunenburg . . . . .	442	356	115	913
LYNN . . . . .	22523	13527	6359	42409
Lynnfield . . . . .	689	463	107	1259
MALDEN . . . . .	10996	9160	2801	22957
Manchester . . . . .	645	429	246	1320
Mansfield . . . . .	1344	1020	505	2869
Marblehead . . . . .	2461	2644	643	5748
Marion . . . . .	360	343	113	816
MARLBOROUGH . . . . .	4838	1286	1462	7586
Marshfield . . . . .	655	478	128	1261
Mashpee . . . . .	66	36	72	174
Mattapoisett . . . . .	286	234	155	675
Maynard . . . . .	1515	956	474	2945
Medfield . . . . .	602	372	182	1156
MEDFORD . . . . .	7703	14013	5249	26965
Medway . . . . .	718	424	351	1493
MELROSE . . . . .	2042	9181	1342	12565
Mendon . . . . .	207	269	88	564
Merrimac . . . . .	594	489	136	1219
Methuen . . . . .	4827	2477	2477	9781
Middleborough . . . . .	1764	1405	562	3731
Middlefield . . . . .	36	41	14	91
Middleton . . . . .	377	265	114	756
Milford . . . . .	3095	828	2249	6172
Millbury . . . . .	1456	660	798	2914
Millis . . . . .	406	416	210	1032
Millville . . . . .	339	114	383	836
Milton . . . . .	2411	5986	1455	9852
Monroe . . . . .	28	28	23	79
Monson . . . . .	923	483	302	1708
Montague . . . . .	1620	498	921	3039
Monterey . . . . .	32	73	36	141
Montgomery . . . . .	21	40	14	75
Mount Washington . . . . .	12	13	9	34
Nahant . . . . .	534	342	172	1048
Nantucket . . . . .	598	280	624	1502
Natick . . . . .	2869	3121	881	6871
Needham . . . . .	1363	3802	819	5984
New Ashford . . . . .	24	3	22	49
NEW BEDFORD . . . . .	27101	6665	8002	41768
New Braintree . . . . .	48	51	33	132
New Marlborough . . . . .	161	123	80	364
New Salem . . . . .	57	97	36	190
Newbury . . . . .	227	428	128	783
NEWBURYPORT . . . . .	3046	2303	1194	6543
NEWTON . . . . .	14407	15540	3337	33284
Norfolk . . . . .	276	319	82	677
NORTH ADAMS . . . . .	4154	1457	2621	8232
North Andover . . . . .	1839	1232	794	3865
North Attleborough . . . . .	2574	1040	967	4581
North Brookfield . . . . .	582	271	280	1133
North Reading . . . . .	651	447	105	1203
NORTHAMPTON . . . . .	5887	2280	1531	9698
Northborough . . . . .	442	481	156	1079
Northbridge . . . . .	2314	1304	754	4372
Northfield . . . . .	167	478	125	770
Norton . . . . .	581	395	229	1205
Norwell . . . . .	285	439	159	883
Norwood . . . . .	3437	2445	740	6622

## Alcoholic Beverages — Continued.

Cities and Towns.	Yes.	No.	Blanks.	Total Ballots.
Oak Bluffs . . . . .	414	265	95	774
Oakham . . . . .	39	87	54	180
Orange . . . . .	1106	897	360	2363
Orleans . . . . .	406	237	133	776
Otis . . . . .	89	48	32	169
Oxford . . . . .	900	355	439	1694
Palmer . . . . .	1946	770	903	3619
Paxton . . . . .	180	109	54	343
PEABODY . . . . .	4325	2344	2454	9123
Pelham . . . . .	45	113	31	189
Pembroke . . . . .	353	263	107	723
Pepperell . . . . .	694	365	341	1400
Peru . . . . .	18	32	11	61
Petersham . . . . .	106	182	89	377
Phillipston . . . . .	58	67	41	166
PITTSFIELD . . . . .	11546	4646	4329	20521
Plainfield . . . . .	32	60	29	121
Plainville . . . . .	384	252	114	750
Plymouth . . . . .	2922	1473	693	5088
Plympton . . . . .	57	135	54	246
Princeton . . . . .	81	173	72	326
Provincetown . . . . .	742	361	376	1479
QUINCY . . . . .	16156	12296	3981	32433
Randolph . . . . .	1766	1059	634	3459
Raynham . . . . .	350	405	138	893
Reading . . . . .	876	3783	505	5164
Rehoboth . . . . .	450	339	248	1037
REVERE . . . . .	8896	3301	2676	14873
Richmond . . . . .	95	107	46	248
Rochester . . . . .	142	194	64	400
Rockland . . . . .	2177	1040	859	4076
Rockport . . . . .	508	1069	329	1906
Rowe . . . . .	36	43	35	114
Rowley . . . . .	326	296	116	738
Royalston . . . . .	110	138	42	290
Russell . . . . .	267	169	81	517
Rutland . . . . .	366	208	110	684
SALEM . . . . .	11020	4358	4086	19464
Salisbury . . . . .	637	446	141	1224
Sandisfield . . . . .	89	23	35	147
Sandwich . . . . .	402	233	92	727
Saugus . . . . .	2838	2947	821	6606
Savoy . . . . .	49	46	30	125
Scituate . . . . .	1098	809	278	2185
Seekonk . . . . .	801	578	238	1617
Sharon . . . . .	481	1102	257	1840
Sheffield . . . . .	271	297	96	664
Shelburne . . . . .	360	336	129	825
Sherborn . . . . .	111	273	90	474
Shirley . . . . .	454	241	171	866
Shrewsbury . . . . .	1406	1067	506	2979
Shutesbury . . . . .	27	50	11	88
Somerset . . . . .	1021	676	590	2287
SOMERVILLE . . . . .	19045	17080	5244	41369
South Hadley . . . . .	1643	944	538	3125
Southampton . . . . .	204	158	32	394
Southborough . . . . .	349	432	172	953
Southbridge . . . . .	3347	828	1759	5934
Southwick . . . . .	281	151	90	502
Spencer . . . . .	1539	521	835	2895
SPRINGFIELD . . . . .	33286	14280	10160	57726
Sterling . . . . .	432	261	98	791
Stockbridge . . . . .	334	280	189	803
Stoneham . . . . .	1143	2926	735	4804
Stoughton . . . . .	1997	1116	525	3638
Stow . . . . .	126	310	84	520
Sturbridge . . . . .	301	134	200	635
Sudbury . . . . .	313	412	90	815
Sunderland . . . . .	130	203	34	367
Sutton . . . . .	450	428	186	1064
Swampscott . . . . .	2796	2029	681	5506
Swansea . . . . .	832	564	381	1777
TAUNTON . . . . .	7773	3220	4004	14997
Templeton . . . . .	670	528	290	1488
Tewksbury . . . . .	645	476	187	1308
Tisbury . . . . .	182	445	160	787
Tolland . . . . .	17	33	14	64
Topsfield . . . . .	159	325	87	571
Townsend . . . . .	318	445	182	945
Truro . . . . .	158	98	35	291
Tyngsborough . . . . .	319	275	68	662
Tyringham . . . . .	30	56	17	103
Upton . . . . .	355	429	258	1042
Uxbridge . . . . .	1351	705	713	2769
Wakefield . . . . .	2002	4068	1393	7463
Wales . . . . .	67	78	40	185
Walpole . . . . .	1636	1341	241	3218

## Alcoholic Beverages — Concluded.

Cities and Towns.	Yes.	No	Blanks.	Total Ballots.
WALTHAM . . . . .	8411	6411	2433	17255
Ware . . . . .	1422	530	859	2811
Wareham . . . . .	1015	882	368	2265
Warren . . . . .	717	289	402	1408
Warwick . . . . .	106	45	40	191
Washington . . . . .	58	41	14	113
Watertown . . . . .	7912	5626	1785	15323
Wayland . . . . .	718	662	219	1599
Webster . . . . .	3102	635	1720	5457
Wellesley . . . . .	1149	4704	820	6673
Wellfleet . . . . .	119	257	85	461
Wendell . . . . .	38	42	48	128
Wenham . . . . .	140	430	99	669
West Boylston . . . . .	238	506	152	896
West Bridgewater . . . . .	522	565	186	1273
West Brookfield . . . . .	350	193	69	592
West Newbury . . . . .	163	281	273	717
West Springfield . . . . .	4155	1742	925	6822
West Stockbridge . . . . .	220	96	160	476
West Tisbury . . . . .	16	85	30	131
Westborough . . . . .	956	992	390	2338
WESTFIELD . . . . .	4511	1757	1153	7421
Westford . . . . .	668	423	315	1406
Westhampton . . . . .	13	101	29	143
Westminster . . . . .	194	304	84	582
Weston . . . . .	322	1397	215	1934
Westport . . . . .	897	566	297	1760
Westwood . . . . .	401	917	218	1536
Weymouth . . . . .	5088	3346	1314	9748
Whately . . . . .	183	116	95	394
Whitman . . . . .	1670	1795	409	3874
Wilbraham . . . . .	584	443	134	1161
Williamsburg . . . . .	393	337	156	886
Williamstown . . . . .	827	519	434	1780
Wilmington . . . . .	829	676	208	1713
Winchendon . . . . .	1179	653	443	2275
Winchester . . . . .	1221	4516	941	6678
Windsor . . . . .	37	60	32	129
Winthrop . . . . .	2452	4386	1481	8319
WOBURN . . . . .	4204	3692	876	8772
WORCESTER . . . . .	13553	18815	16683	79051
Worthington . . . . .	74	105	53	232
Wrentham . . . . .	588	409	196	1193
Yarmouth . . . . .	474	409	106	989

## Votes on Question.

*“Shall licenses be granted in this city (or town) for the sale therein of wines and malt, beverages (wines and beer, ale and all other malt beverages)?”*

Cities and Towns.	Yes.	No	Blanks.	Total Ballots.
Arlington . . . . .	1244	895	627	2766
Acton . . . . .	679	510	179	1368
Acushnet . . . . .	735	288	371	1394
ADAMS . . . . .	2419	663	1659	4741
Agawam . . . . .	1434	694	594	2722
Alford . . . . .	24	37	27	88
Amesbury . . . . .	2453	1485	762	4700
Amherst . . . . .	1570	1056	199	2825
Andover . . . . .	2234	2154	1636	5424
Arlington . . . . .	2542	13687	1793	18022
Ashburnham . . . . .	356	437	120	913
Ashby . . . . .	120	184	68	372
Ashfield . . . . .	87	157	92	336
Ashland . . . . .	702	497	143	1342
Athol . . . . .	2205	1230	918	4353
ATTLEBORO . . . . .	5150	2158	1468	8776
Auburn . . . . .	1211	834	579	2624
Avon . . . . .	631	346	107	1084
Ayer . . . . .	675	310	291	1276
Barnstable . . . . .	1717	896	977	3590
Barre . . . . .	589	324	415	1328
Becket . . . . .	119	83	70	272
Bedford . . . . .	459	433	115	1007
Belchertown . . . . .	418	325	227	970
Bellingham . . . . .	604	179	484	1267
Belmont . . . . .	2232	8750	1601	12583
Berkley . . . . .	149	154	140	443
Berlin . . . . .	110	263	101	474
Bernardston . . . . .	199	169	51	419
BEVERLY . . . . .	5310	4481	1897	11688
Billerica . . . . .	1507	1264	297	3068
Blackstone . . . . .	1222	181	524	1927

## Wines and Malt Beverages — Continued.

	Cities and Towns.	Yes.	No.	Blanks.	Total Ballots.
Blandford		35	127	37	199
Bolton		91	182	57	330
BOSTON		193135	46768	71919	311822
Bourne		744	327	226	1297
Boxborough		51	91	22	164
Boxford		67	223	63	353
Boylston		201	220	102	523
Braintree		4153	2970	1090	8213
Brewster		186	153	83	422
Bridgewater		1338	826	541	2705
Brimfield		167	161	59	387
BROCKTON		15666	8261	5156	29083
Brookfield		276	158	142	576
Brookline		11663	7965	3851	23419
Buckland		259	216	164	639
Burlington		367	517	94	978
CAMBRIDGE		25530	12743	8207	46280
Canton		1334	1154	446	2934
Carlisle		100	183	53	336
Carver		87	222	109	418
Charlemont		185	166	36	387
Charlton		392	242	206	840
Chatham		485	337	169	991
Chelmsford		1654	1086	639	3379
CHELSEA		7850	2094	3968	13912
Cheshire		347	132	182	661
Chester		285	109	116	510
Chesterfield		32	127	42	201
CHICOPEE		9611	2217	4658	16486
Chilmark		24	64	43	131
Clarksburg		267	204	126	597
Clinton		3461	1082	1478	6021
Cohasset		984	426	366	1716
Colrain		297	197	101	595
Concord		1637	1216	487	3340
Conway		181	128	64	373
Cummington		142	118	39	299
Dalton		917	889	210	2016
Danvers		2642	1839	714	5195
Dartmouth		1569	781	680	2970
Dedham		3950	2321	883	7154
Deerfield		625	268	305	1198
Dennis		332	511	170	1013
Dighton		433	373	287	1093
Douglas		425	321	223	969
Dover		267	295	142	704
Dracut		1444	428	732	2604
Dudley		889	213	553	1655
Dunstable		65	91	42	198
Duxbury		534	353	222	1109
East Bridgewater		719	639	278	1636
East Brookfield		191	58	115	364
East Longmeadow		602	596	175	1373
Eastham		116	144	51	311
Easthampton		2018	717	1121	3856
Easton		1186	980	468	2634
Edgartown		255	173	225	653
Egremont		135	97	48	280
Erving		279	101	140	520
Essex		376	267	164	807
EVERETT		8441	7126	2902	18469
Fairhaven		2292	988	1156	4436
FALL RIVER		23340	7520	12273	43133
Falmouth		1120	527	568	2215
FITCHBURG		8938	3588	4268	16794
Florida		69	65	29	134
Foxborough		1057	995	216	2268
Framingham		5033	2530	2132	9695
Franklin		1501	768	856	3125
Freetown		293	223	154	670
GARDNER		3965	1524	1847	7336
Gay Head		10	24	40	74
Georgetown		449	423	127	999
Gill		108	162	98	368
GLOUCESTER		4257	2213	2278	8748
Goshen		45	50	28	123
Gosnold		26	18	11	55
Grafton		1287	588	910	2785
Granby		186	148	82	416
Granville		78	111	89	278
Great Barrington		1302	479	752	2533
Greenfield		3790	1685	1361	6836
Groton		696	424	230	1340
Groveland		542	386	177	1105
Hadley		365	175	180	720
Halifax		150	201	43	394
Hamilton		518	371	237	1126

## Wines and Malt Beverages — Continued.

Cities and Towns.	Yes.	No.	Blanks.	Total Ballots.
Hampden . . . . .	221	171	70	462
Hancock . . . . .	91	52	32	175
Hanover . . . . .	522	403	276	1201
Hanson . . . . .	450	339	223	1012
Hardwick . . . . .	418	159	271	848
Harvard . . . . .	93	343	84	520
Harwich . . . . .	528	379	160	1067
Hatfield . . . . .	346	176	228	750
HAVERHILL . . . . .	10940	4258	4705	19903
Hawley . . . . .	26	36	20	82
Heath . . . . .	16	63	28	107
Hingham . . . . .	2063	1013	506	3582
Hinsdale . . . . .	225	170	115	510
Holbrook . . . . .	655	649	364	1668
Holden . . . . .	783	775	224	1782
Holland . . . . .	51	33	15	99
Holliston . . . . .	399	758	334	1491
HOLYOKE . . . . .	12805	3828	7573	24206
Hopedale . . . . .	256	874	367	1497
Hopkinton . . . . .	572	475	217	1264
Hubbardston . . . . .	90	162	88	340
Hudson . . . . .	1878	760	731	3369
Hull . . . . .	896	182	258	1336
Huntington . . . . .	267	150	207	624
Ipswich . . . . .	1223	698	670	2590
Kingston . . . . .	668	275	244	1187
Lakeville . . . . .	326	193	148	667
Lancaster . . . . .	295	626	199	1120
Lanesborough . . . . .	315	213	78	606
LAWRENCE . . . . .	19960	4028	11857	35845
Lee . . . . .	868	307	599	1774
Leicester . . . . .	883	532	527	1942
Lenox . . . . .	601	229	406	1236
LEOMINSTER . . . . .	5113	2012	1446	8571
Leverett . . . . .	43	106	51	200
Lexington . . . . .	1573	2770	761	5104
Leyden . . . . .	21	49	32	102
Lincoln . . . . .	194	496	159	849
Littleton . . . . .	183	422	141	746
Longmeadow . . . . .	1406	876	287	2569
LOWELL . . . . .	25197	5859	10279	41335
Ludlow . . . . .	1442	612	514	2568
Lunenburg . . . . .	437	335	141	913
LYNN . . . . .	22494	12670	7245	42409
Lynnfield . . . . .	696	440	123	1259
MALDEN . . . . .	11004	8621	3332	22957
Manchester . . . . .	686	356	278	1320
Mansfield . . . . .	1347	938	584	2869
Marblehead . . . . .	2749	2232	767	5748
Marion . . . . .	375	317	124	816
MARLBOROUGH . . . . .	4669	1163	1754	7586
Marshfield . . . . .	688	428	145	1261
Mashpee . . . . .	64	34	76	174
Mattapoisett . . . . .	304	212	159	675
Maynard . . . . .	1491	891	563	2945
Medfield . . . . .	616	334	206	1156
MEDFORD . . . . .	7878	13176	5911	26965
Medway . . . . .	704	377	412	1493
MELROSE . . . . .	2175	8998	1492	12565
Mendon . . . . .	221	253	90	564
Merrimac . . . . .	599	461	159	1219
Methuen . . . . .	4765	2264	2752	9781
Middleborough . . . . .	1755	1313	663	3731
Middlefield . . . . .	34	38	19	91
Middleton . . . . .	370	240	146	756
Milford . . . . .	3018	745	2409	6172
Millbury . . . . .	1450	598	866	2914
Millis . . . . .	408	392	232	1032
Millville . . . . .	311	123	402	836
Milton . . . . .	2555	5694	1603	9852
Monroe . . . . .	45	16	18	79
Monson . . . . .	897	439	372	1708
Montague . . . . .	1567	460	1012	3039
Monterey . . . . .	33	73	35	141
Montgomery . . . . .	20	36	19	75
Mount Washington . . . . .	13	13	8	34
Nahant . . . . .	538	293	217	1048
Nantucket . . . . .	602	246	654	1502
Natick . . . . .	2850	2930	1091	6871
Needham . . . . .	1481	3597	906	5984
New Ashford . . . . .	22	2	25	49
NEW BEDFORD . . . . .	27100	5869	8799	41768
New Braintree . . . . .	49	49	34	132
New Marlborough . . . . .	169	127	68	364
New Salem . . . . .	59	91	40	190
Newbury . . . . .	280	374	129	783
NEWBURYPORT . . . . .	3025	2118	1400	6543

## Wines and Malt Beverages — Continued.

Cities and Towns.	Yes.	No.	Blanks.	Total Ballots.
NEWTON	16617	12928	3739	33284
Norfolk	280	309	88	677
NORTH ADAMS	4017	1318	2897	8232
North Andover	1836	1133	896	3865
North Attleborough	2509	946	1126	4581
North Brookfield	567	241	325	1133
North Reading	664	416	123	1203
NORTHAMPTON	5941	1984	1773	9698
Northborough	484	418	177	1079
Northbridge	2303	1206	863	4372
Northfield	177	454	139	770
Norton	600	354	251	1205
Norwell	356	360	167	883
Norwood	3517	2252	853	6622
Oak Bluffs	395	255	124	774
Oakham	36	82	62	180
Orange	1099	825	439	2363
Orleans	410	208	158	776
Otis	86	42	41	169
Oxford	875	330	489	1694
Palmer	1930	682	1007	3619
Paxton	176	104	63	343
PEABODY	4275	2156	2692	9123
Pelham	54	106	29	189
Pembroke	366	234	123	723
Pepperell	695	324	381	1400
Peru	15	34	12	61
Petersham	112	167	98	377
Phillipston	53	64	49	166
PITTSFIELD	10976	4915	4630	20521
Plainfield	48	45	28	121
Plainville	398	226	126	750
Plymouth	2960	1342	786	5088
Plympton	58	129	59	246
Princeton	85	164	77	326
Provincetown	726	329	424	1479
QUINCY	16415	11330	4688	32433
Randolph	1786	948	725	3459
Raynham	341	386	166	893
Reading	943	3677	544	5164
Rehoboth	451	321	265	1037
REVERE	8796	3018	3059	14873
Richmond	107	95	46	248
Rochester	153	189	58	400
Rockland	2146	952	978	4076
Rockport	534	1016	356	1906
Rowe	38	39	37	114
Rowley	330	278	130	738
Royalston	112	134	44	290
Russell	263	153	101	517
Rutland	370	178	136	684
SALEM	10953	4022	4489	19464
Salisbury	617	425	182	1224
Sandisfield	81	14	52	147
Sandwich	400	212	115	727
Saugus	2900	2782	924	6606
Savoy	45	41	39	125
Scituate	1108	739	338	2185
Seekonk	783	554	280	1617
Sharon	539	1030	271	1840
Sheffield	296	266	102	664
Shelburne	389	308	128	825
Sherborn	109	267	98	474
Shirley	433	219	214	866
Shrewsbury	1429	978	572	2979
Shutesbury	31	48	9	88
Somerset	1017	619	651	2287
SOMERVILLE	19811	15430	6128	41369
South Hadley	1656	826	643	3125
Southampton	196	141	57	394
Southborough	435	345	173	953
Southbridge	3257	735	1942	5934
Southwick	284	117	101	502
Spencer	1521	456	918	2895
SPRINGFIELD	33406	12718	11602	57726
Sterling	433	239	119	791
Stockbridge	348	243	212	803
Stoneham	1191	2790	823	4804
Stoughton	2092	950	596	3638
Stow	138	288	94	520
Sturbridge	308	115	212	635
Sudbury	379	349	87	815
Sunderland	136	192	39	367
Sutton	452	403	209	1064
Swampscott	2872	1795	839	5506
Swansea	833	510	434	1777
TAUNTON	7516	2934	4547	14997

## Wines and Malt Beverages — Concluded.

Cities and Towns.	Yes.	No.	Blanks.	Total Ballots.
Templeton . . . . .	665	495	328	1488
Tewksbury . . . . .	630	459	219	1308
Tisbury . . . . .	238	392	157	787
Tolland . . . . .	18	32	14	64
Topsfield . . . . .	194	288	89	571
Townsend . . . . .	326	413	206	945
Truro . . . . .	158	92	41	291
Tyngsborough . . . . .	322	259	81	662
Tyringham . . . . .	28	53	22	103
Upton . . . . .	357	399	286	1042
Uxbridge . . . . .	1310	659	800	2,669
Wakefield . . . . .	2029	3917	1517	7,463
Wales . . . . .	70	72	43	185
Walpole . . . . .	1700	1259	259	3,218
WALTHAM . . . . .	8488	5836	2931	17,255
Ware . . . . .	1407	462	942	2,811
Wareham . . . . .	1008	814	443	2,265
Warren . . . . .	705	257	446	1,408
Warwick . . . . .	95	45	51	191
Washington . . . . .	53	37	25	113
Watertown . . . . .	8213	5129	1981	15,323
Wayland . . . . .	763	590	246	1,599
Webster . . . . .	3023	561	1873	5,457
Wellesley . . . . .	1311	4449	913	6,673
Wellfleet . . . . .	110	241	110	461
Wendell . . . . .	37	35	56	128
Wenham . . . . .	149	404	116	669
West Boylston . . . . .	250	479	167	896
West Bridgewater . . . . .	539	509	225	1,273
West Brookfield . . . . .	328	180	84	592
West Newbury . . . . .	167	375	175	717
West Springfield . . . . .	4106	1650	1066	6,822
West Stockbridge . . . . .	222	88	166	476
West Tisbury . . . . .	21	78	32	131
Westborough . . . . .	1114	828	396	2,338
WESTFIELD . . . . .	4551	1590	1280	7,421
Westford . . . . .	677	380	349	1,406
Westhampton . . . . .	13	102	28	143
Westminster . . . . .	191	290	101	582
Weston . . . . .	378	1296	260	1,934
Westport . . . . .	865	547	348	1,760
Westwood . . . . .	418	868	250	1,536
Weymouth . . . . .	5136	3088	1524	9,748
Whately . . . . .	168	109	117	394
Whitman . . . . .	1687	1680	507	3,874
Wilbraham . . . . .	618	389	154	1,161
Williamsburg . . . . .	396	314	176	886
Williamstown . . . . .	863	435	482	1,780
Wilmington . . . . .	837	610	266	1,713
Winchendon . . . . .	1158	584	533	2,275
Winchester . . . . .	1380	4269	1029	6,678
Windsor . . . . .	44	59	26	129
Winthrop . . . . .	2684	4024	1611	8,319
WOBURN . . . . .	4148	3496	1128	8,772
WORCESTER . . . . .	42902	17389	18760	79051
Worthington . . . . .	131	85	16	232
Wrentham . . . . .	612	351	230	1,193
Yarmouth . . . . .	468	382	139	989

## Votes on Question.

*“Shall licenses be granted in this city (or town) for the sale therein of all alcoholic beverages in packages, so called, not to be drunk on the premises?”*

Cities and Towns.	Yes.	No.	Blanks.	Total Ballots
Abington . . . . .	1357	826	583	2766
Acton . . . . .	609	553	206	1368
Acushnet . . . . .	777	254	363	1394
Adams . . . . .	2456	652	1633	4741
Agawam . . . . .	1492	653	577	2722
Alford . . . . .	22	35	31	88
Amesbury . . . . .	2566	1398	736	4700
Amherst . . . . .	1420	1174	231	2825
Andover . . . . .	2974	1589	861	5424
Arlington . . . . .	4054	12566	1402	18022
Ashburnham . . . . .	460	390	63	913
Ashby . . . . .	125	174	73	372
Ashfield . . . . .	85	153	98	336
Ashland . . . . .	749	452	141	1342
Athol . . . . .	2273	1199	881	4353
ATTLEBORO . . . . .	5441	2006	1329	8776
Auburn . . . . .	1256	803	565	2624
Avon . . . . .	710	297	77	1084



## Alcoholic Beverages in Packages — Continued.

Cities and Towns.	Yes.	No.	Blanks.	Total Ballots
Ayer . . . . .	711	291	274	1276
Barnstable . . . . .	1801	820	969	3590
Barre . . . . .	594	302	432	1328
Becket . . . . .	116	87	69	272
Bedford . . . . .	459	422	126	1007
Belchertown . . . . .	438	319	213	970
Bellingham . . . . .	591	192	484	1267
Belmont . . . . .	3309	7943	1331	12583
Berkley . . . . .	155	151	137	443
Berlin . . . . .	113	261	100	474
Bernardston . . . . .	200	166	53	419
BEVERLY . . . . .	6113	3615	1660	11688
Billerica . . . . .	1600	1213	255	3068
Blackstone . . . . .	1263	194	530	1927
Blandford . . . . .	32	132	35	199
Bolton . . . . .	86	188	56	330
BOSTON . . . . .	199917	42260	69645	311822
Bourne . . . . .	768	325	204	1297
Boxborough . . . . .	46	93	25	164
Boxford . . . . .	72	221	60	353
Boylston . . . . .	185	227	111	523
Braintree . . . . .	4783	2484	946	8213
Brewster . . . . .	192	156	74	422
Bridgewater . . . . .	1413	770	522	2705
Brimfield . . . . .	163	169	45	387
BROCKTON . . . . .	16409	7686	4988	29083
Brookfield . . . . .	293	156	127	576
Brookline . . . . .	13293	6530	3596	23419
Buckland . . . . .	268	213	158	639
Burlington . . . . .	384	519	75	978
CAMBRIDGE . . . . .	27989	10535	7756	46280
Canton . . . . .	1574	956	404	2934
Carlisle . . . . .	102	181	53	336
Carver . . . . .	92	221	105	418
Charlemont . . . . .	186	174	27	387
Charlton . . . . .	406	234	200	840
Chatham . . . . .	536	292	163	991
Chelmsford . . . . .	1715	1037	627	3379
CHELSEA . . . . .	8060	2004	3848	13912
Cneshire . . . . .	352	132	177	661
Chester . . . . .	293	100	117	510
Chesterfield . . . . .	32	130	39	201
CHICOPEE . . . . .	9988	2069	4429	16486
Chilmark . . . . .	25	60	46	131
Clarksburg . . . . .	240	179	118	537
Clinton . . . . .	3499	1085	1437	6021
Cohasset . . . . .	1066	381	269	1716
Colrain . . . . .	302	198	95	595
Concord . . . . .	2044	889	407	3340
Conway . . . . .	185	131	57	373
Cunnington . . . . .	84	142	73	299
Dalton . . . . .	966	853	197	2016
Danvers . . . . .	2902	1647	646	5195
Dartmouth . . . . .	1599	725	646	2970
Dedham . . . . .	4663	1757	734	7154
Deerfield . . . . .	641	272	285	1198
Dennis . . . . .	412	478	123	1013
Dighton . . . . .	427	380	286	1093
Douglas . . . . .	467	288	214	969
Dover . . . . .	323	247	134	704
Dracut . . . . .	1443	435	726	2604
Dudley . . . . .	892	198	565	1655
Dunstable . . . . .	59	98	41	198
Duxbury . . . . .	607	298	204	1109
East Bridgewater . . . . .	778	609	249	1636
East Brookfield . . . . .	197	60	107	364
East Longmeadow . . . . .	704	516	153	1373
Eastham . . . . .	120	150	41	311
Easthampton . . . . .	2063	693	1100	3856
Easton . . . . .	1241	943	450	2634
Edgartown . . . . .	310	149	194	653
Egremont . . . . .	133	98	49	280
Erving . . . . .	298	91	131	520
Essex . . . . .	323	306	178	807
EVERETT . . . . .	10644	5244	2581	18469
Fairhaven . . . . .	2428	893	1115	4436
FALL RIVER . . . . .	23342	7304	12487	43133
Falmouth . . . . .	1185	463	567	2215
FITCHBURG . . . . .	9243	3427	4124	16794
Florida . . . . .	71	65	27	136
Foxborough . . . . .	1256	829	203	2288
Framingham . . . . .	5412	2310	1973	9695
Franklin . . . . .	1583	696	846	3125
Freetown . . . . .	299	223	148	670
GARDNER . . . . .	4088	1492	1756	7336
Gay Head . . . . .	9	23	42	74
Georgetown . . . . .	475	418	106	999

## Alcoholic Beverages in Packages — Continued.

Cities and Towns.	Yes.	No.	Blanks.	Total Ballots
Gill	99	170	99	368
GLOUCESTER	4478	2080	2190	8748
Goshen	38	54	31	123
Gosnold	29	19	7	55
Grafton	1326	554	905	2785
Granby	180	158	78	416
Granville	85	106	77	278
Great Barrington	1325	476	732	2533
Greenfield	3952	1581	1303	6836
Groton	647	439	254	1340
Groveland	587	359	159	1105
Hadley	370	178	172	720
Halifax	169	192	33	394
Hamilton	583	337	206	1126
Hampden	188	201	73	462
Hancock	82	58	35	175
Hanover	558	393	250	1201
Hanson	474	325	213	1012
Hardwick	429	153	266	848
Harvard	104	337	79	520
Harwich	576	349	142	1067
Hatfield	355	175	220	750
Haverhill	11186	4074	4643	19903
Hawley	20	40	22	82
Heath	17	63	27	107
Hingham	2253	863	466	3582
Hinsdale	236	166	108	510
Holbrook	738	610	320	1668
Holden	813	743	226	1782
Holland	46	39	14	99
Holliston	582	669	240	1491
HOLYOKE	12873	3740	7593	24206
Hopedale	288	854	355	1497
Hopkinton	658	415	191	1264
Hubbardston	98	161	81	340
Hudson	1958	703	708	3369
Hull	917	184	235	1336
Huntington	287	139	198	624
Ipswich	1285	660	646	2591
Kingston	715	229	243	1187
Lakeville	349	180	138	667
Lancaster	293	632	195	1120
Lanesborough	320	211	75	606
LAWRENCE	20101	3967	11777	35845
Lee	878	299	597	1774
Leicester	937	498	507	1942
Lenox	612	214	410	1236
LEOMINSTER	5272	1924	1375	8571
Leverett	44	103	53	200
Lexington	2822	1808	474	5104
Leyden	23	48	31	102
Lincoln	214	471	164	849
Littleton	185	422	139	746
Longmeadow	1585	742	242	2569
LOWELL	25442	5614	10279	41335
Ludlow	1519	545	504	2568
Lunenburg	439	339	135	913
LYNN	24436	10743	7230	42409
Lynnfield	732	416	111	1259
MALDEN	12873	7153	2931	22957
Manchester	784	292	244	1320
Mansfield	1495	824	550	2869
Marblehead	3325	1801	622	5748
Marion	426	266	124	816
MAHLBOROUGH	4745	1149	1692	7586
Marshfield	758	370	133	1261
Mashpee	61	37	76	174
Mattapoisett	312	202	161	675
Maynard	1629	792	524	2945
Medfield	713	262	181	1156
MEDFORD	16274	6555	4136	26965
Medway	750	351	392	1493
MELROSE	3040	8271	1254	12565
Mendon	206	261	97	564
Merrimac	614	458	147	1219
Methuen	4984	2109	2688	9781
Middleborough	1854	1247	630	3731
Middlefield	31	38	22	91
Middleton	386	234	136	756
Millford	3027	727	2418	6172
Millbury	1484	601	829	2914
Millis	527	295	210	1032
Millville	307	113	416	836
Milton	4941	3676	1255	9852
Monroe	28	27	24	79
Monson	930	426	352	1708
Montague	1617	436	986	3039

## Alcoholic Beverages in Packages — Continued.

Cities and Towns.	Yes.	No.	Blanks.	Total Ballots.
Monterey . . . . .	35	68	38	141
Montgomery . . . . .	20	37	18	75
Mount Washington . . . . .	13	12	9	34
Nahant . . . . .	566	268	214	1048
Nantucket . . . . .	637	226	639	1502
Natick . . . . .	3564	2332	975	6871
Needham . . . . .	2095	3168	721	5984
New Ashford . . . . .	22	2	25	49
NEW BEDFORD . . . . .	27608	5601	8559	41768
New Braintree . . . . .	49	49	34	132
New Marlborough . . . . .	167	127	70	364
New Salem . . . . .	55	94	41	190
Newbury . . . . .	256	392	135	783
NEWBURYPORT . . . . .	3144	2076	1323	6543
NEWTON . . . . .	20886	9353	3045	33284
Norfolk . . . . .	274	315	88	677
NORTH ADAMS . . . . .	4101	1295	2836	8232
North Andover . . . . .	1983	1029	853	3865
North Attleborough . . . . .	2585	896	1100	4581
North Brookfield . . . . .	599	227	307	1133
North Reading . . . . .	724	370	109	1203
NORTHAMPTON . . . . .	6054	1936	1708	9698
Northborough . . . . .	526	396	157	1079
Northbridge . . . . .	2374	2149	849	4372
Northfield . . . . .	179	458	133	770
Norton . . . . .	621	339	245	1205
Norwell . . . . .	342	363	177	883
Norwood . . . . .	4098	1758	766	6622
Oak Bluffs . . . . .	464	212	98	774
Oakham . . . . .	37	83	60	180
Orange . . . . .	1149	797	417	2363
Orleans . . . . .	452	193	131	776
Otis . . . . .	77	57	35	169
Oxford . . . . .	895	319	480	1694
Palmer . . . . .	1960	668	991	3619
Paxton . . . . .	185	98	60	343
PEABODY . . . . .	4502	2007	2614	9123
Pelham . . . . .	58	106	25	189
Pembroke . . . . .	400	205	118	723
Pepperell . . . . .	734	289	377	1400
Peru . . . . .	17	33	11	61
Petersham . . . . .	107	177	93	377
Phillipston . . . . .	53	63	50	166
PITTSFIELD . . . . .	11745	3954	4822	20521
Plainfield . . . . .	31	58	32	121
Plainville . . . . .	405	233	112	750
Plymouth . . . . .	3272	1084	732	5088
Plympton . . . . .	59	128	59	246
Princeton . . . . .	80	170	76	326
Provincetown . . . . .	740	298	441	1479
QUINCY . . . . .	18455	9696	4282	32433
Randolph . . . . .	1954	827	678	3459
Raynham . . . . .	363	381	149	893
Reading . . . . .	1430	3321	413	5164
Rehoboth . . . . .	421	374	242	1037
REVERE . . . . .	9267	2720	2886	14873
Richmond . . . . .	97	99	52	248
Rochester . . . . .	142	190	68	400
Rockland . . . . .	2260	863	953	4076
Rockport . . . . .	717	952	237	1906
Rowe . . . . .	37	42	35	114
Rowley . . . . .	313	288	137	738
Royalston . . . . .	113	150	27	290
Russell . . . . .	264	154	99	517
Rutland . . . . .	354	192	138	684
SALEM . . . . .	11477	3584	4403	19464
Salisbury . . . . .	620	429	175	1224
Salisbury . . . . .	74	21	52	147
Sandisfield . . . . .	428	196	103	727
Sandwich . . . . .	3310	2462	834	6606
Saugus . . . . .	41	47	37	125
Savoy . . . . .	1261	624	300	2185
Scituate . . . . .	831	518	268	1617
Seekonk . . . . .	612	971	257	1840
Sharon . . . . .	312	261	91	664
Shelburne . . . . .	300	354	171	825
Sherborn . . . . .	118	266	90	474
Shirley . . . . .	451	213	202	866
Shrewsbury . . . . .	1517	905	557	2979
Shutesbury . . . . .	33	47	8	88
Somerset . . . . .	1064	586	637	2287
SOMERVILLE . . . . .	22979	12855	5535	41369
South Hadley . . . . .	1692	831	602	3125
Southampton . . . . .	188	153	53	394
Southborough . . . . .	397	371	185	953
Southbridge . . . . .	3309	715	1910	5934
Southwick . . . . .	293	119	90	502

*Alcoholic Beverages in Packages — Concluded*

Cities and Towns.	Yes.	No.	Blanks.	Total Ballots.
Spencer . . . . .	1575	418	902	2895
SPRINGFIELD . . . . .	34384	12507	10835	57726
Sterling . . . . .	360	294	137	791
Stockbridge . . . . .	353	242	208	803
Stoneham . . . . .	1645	2494	665	4804
Stoughton . . . . .	2255	818	565	3638
Stow . . . . .	136	296	88	520
Sturbridge . . . . .	309	121	205	635
Sudbury . . . . .	355	370	90	815
Sunderland . . . . .	128	201	38	367
Sutton . . . . .	463	400	201	1064
Swampscott . . . . .	3209	1538	759	5506
Swansea . . . . .	900	474	403	1777
TAUNTON . . . . .	7647	2885	4465	14997
Templeton . . . . .	651	511	326	1488
Tewksbury . . . . .	707	422	179	1308
Tisbury . . . . .	275	377	135	787
Tolland . . . . .	14	32	18	64
Topfield . . . . .	215	274	82	571
Townsend . . . . .	351	405	189	945
Truro . . . . .	191	75	25	291
Tyngsborough . . . . .	329	255	78	662
Tyringham . . . . .	30	54	19	103
Upton . . . . .	375	393	274	1042
Uxbridge . . . . .	1353	636	780	2769
Wakefield . . . . .	3978	2804	681	7463
Wales . . . . .	61	77	47	185
Walpole . . . . .	2279	658	281	3218
WALTHAM . . . . .	19225	4384	2646	17255
Ware . . . . .	1424	460	927	2811
Wareham . . . . .	1157	694	414	2265
Warren . . . . .	706	268	134	1408
Warwick . . . . .	73	66	52	191
Washington . . . . .	58	38	17	113
Watertown . . . . .	9306	4184	1833	15323
Wayland . . . . .	862	518	219	1599
Webster . . . . .	3021	554	1882	5457
Wellesley . . . . .	1793	4052	828	6673
Wellfleet . . . . .	122	250	89	461
Wendell . . . . .	37	38	53	128
Wenham . . . . .	177	387	105	669
West Boylston . . . . .	245	481	170	896
West Bridgewater . . . . .	540	518	215	1273
West Brookfield . . . . .	340	168	84	592
West Newbury . . . . .	186	371	169	717
West Springfield . . . . .	4330	1509	983	6822
West Stockbridge . . . . .	225	86	165	476
West Tisbury . . . . .	23	78	30	131
Westborough . . . . .	1174	766	398	2338
WESTFIELD . . . . .	4614	1517	1230	7421
Westford . . . . .	739	334	333	1406
Westhampton . . . . .	15	109	28	143
Westminster . . . . .	187	306	89	582
Weston . . . . .	521	1185	228	1934
Westport . . . . .	871	539	350	1760
Westwood . . . . .	522	791	223	1536
Weymouth . . . . .	5789	2566	1393	9748
Whately . . . . .	173	108	113	394
Whitman . . . . .	1874	1526	174	3574
Willbraham . . . . .	618	100	143	1161
Williamsburg . . . . .	421	303	162	886
Williamstown . . . . .	881	421	478	1780
Wilmington . . . . .	988	481	244	1713
Winchendon . . . . .	1194	582	499	2275
Winchester . . . . .	2223	3602	853	6678
Windsor . . . . .	37	58	34	129
Winthrop . . . . .	1899	2451	969	8319
WOBURN . . . . .	5360	2421	991	8772
WORCESTER . . . . .	43950	16647	18454	79051
Worthington . . . . .	74	106	52	232
Wrentham . . . . .	634	339	220	1193
Yarmouth . . . . .	564	312	113	989

## Votes on Question.

“Shall the pari-mutuel system of betting on licensed horse races be permitted in this county?”

## County of Barnstable.

Cities and Towns.	Yes.	No	Blanks.	Total Ballots.
Barnstable	1303	1316	971	3590
Bourne	511	461	325	1297
Brewster	134	165	123	422
Chatham	346	363	282	991
Dennis	323	437	253	1013
Eastham	100	127	84	311
Falmouth	906	665	644	2215
Harwich	425	113	229	1067
Mashpee	68	26	80	174
Orleans	273	284	219	776
Provincetown.	568	361	550	1479
Sandwich	263	265	199	727
Truro	116	91	84	291
Wellfleet	123	171	167	461
Yarmouth	409	396	184	989
Totals	5868	5541	4394	15803

## County of Berkshire.

Adams	1772	1265	1704	4741
Afford	20	42	26	88
Becket	81	118	73	272
Cheshire	241	209	211	661
Clarksburg	178	162	197	537
Dalton	640	870	506	2016
Egremont	99	119	62	280
Florida	59	70	34	163
Great Barrington	1102	809	622	2533
Hancock	40	71	64	175
Hinsdale	195	166	149	510
Lanesborough	223	223	160	606
Lee	594	353	827	1774
Lenox	429	348	459	1236
Monterey	20	93	28	141
Mount Washington	12	13	9	34
New Ashford	9	11	29	49
New Marlborough	94	135	135	364
NORTH ADAMS	2998	2488	2746	8232
Otis	61	65	43	169
Peru	21	28	12	61
PITTSFIELD	8422	6880	5181	20483
Richmond	79	110	59	248
Sandisfield	78	23	46	147
Savoy	27	35	63	125
Sheffield	235	277	152	664
Stockbridge	238	344	221	803
Tyringham	26	56	-	82
Washington	30	46	37	113
West Stockbridge	153	141	182	476
Williamstown.	527	713	540	1780
Windsor	30	52	47	129
Totals	18733	16335	14624	49692

## County of Bristol.

Acushnet	818	288	288	1394
ATTLERORO	4289	3137	1350	8776
Berkley	169	160	114	443
Dartmouth	1640	885	445	2970
Dighton	513	397	183	1093
Easton	879	1218	537	2634
Fairhaven	2360	1318	758	4436
FALL RIVER	19652	15829	7652	43133
Freetown	257	261	152	670
Mansfield	1063	1242	564	2869
NEW BEDFORD	26173	10406	5189	41768
North Attleborough	2153	1368	1060	4581
Norton	529	474	202	1205
Raynham	331	409	153	893
Rehoboth	373	433	231	1037
Seekonk	690	641	286	1617
Somerset	804	1016	467	2287
Swansea	556	931	290	1777
TAUNTON	6240	6169	2588	14997
Westport	731	645	384	1760
Totals	70220	47227	22893	140340

*Pari-Mutuel System of Betting — Continued.***County of Dukes County.**

Cities and Towns.	Yes	No.	Blanks.	Total Ballots.
Chilmark . . . . .	24	54	53	131
Edgartown . . . . .	213	189	251	653
Gay Head . . . . .	4	16	128	148
Gosnold . . . . .	31	17	7	55
Oak Bluffs . . . . .	285	274	215	774
Tisbury . . . . .	207	359	221	787
West Tisbury . . . . .	23	61	47	131
Totals . . . . .	787	970	922	2679

**County of Essex.**

Amesbury . . . . .	1985	1546	1169	4700
Andover . . . . .	2051	2106	1267	5424
BEVERLY . . . . .	4788	4654	2246	11688
Boxford . . . . .	110	173	70	353
Danvers . . . . .	2195	1920	1080	5195
Essex . . . . .	324	263	220	807
Georgetown . . . . .	367	415	217	999
GLOUCESTER . . . . .	3325	2874	2549	8748
Groveland . . . . .	442	379	284	1105
Hamilton . . . . .	514	360	252	1126
HAVEHILL . . . . .	8482	6446	4975	19903
Ipswich . . . . .	1040	786	765	2591
LAWRENCE . . . . .	15313	9696	10836	35845
LYNN . . . . .	21031	14580	6798	42409
Lynnfield . . . . .	534	550	175	1259
Manchester . . . . .	569	466	285	1320
Marblehead . . . . .	2417	2424	907	5748
Merrimac . . . . .	473	464	282	1219
Methuen . . . . .	3813	3432	2536	9781
Middleton . . . . .	314	238	204	756
Nahant . . . . .	498	366	184	1048
Newbury . . . . .	221	363	199	783
NEWBURYPORT . . . . .	2237	2404	1902	6543
North Andover . . . . .	1478	1414	973	3865
PEABODY . . . . .	3712	2771	2640	9123
Rockport . . . . .	607	837	462	1906
Rowley . . . . .	297	232	209	738
SALEM . . . . .	8695	6075	4694	19464
Salisbury . . . . .	455	479	290	1224
Saugus . . . . .	2946	2725	935	6606
Swampscott . . . . .	2125	2645	736	5506
Topsfield . . . . .	224	238	109	571
Wenham . . . . .	231	307	131	669
West Newbury . . . . .	202	326	189	717
Totals . . . . .	94015	74954	50770	719739

**County of Franklin.**

Ashfield . . . . .	60	166	110	336
Bernardston . . . . .	104	198	117	419
Buckland . . . . .	162	268	209	639
Charlemont . . . . .	79	197	111	387
Colrain . . . . .	166	268	161	595
Conway . . . . .	95	186	92	373
Deerfield . . . . .	392	523	283	1198
Erving . . . . .	207	145	168	520
Gill . . . . .	116	180	72	368
Greenfield . . . . .	2548	2907	1381	6836
Hawley . . . . .	15	42	25	82
Heath . . . . .	14	60	33	107
Leverett . . . . .	32	124	44	200
Leyden . . . . .	19	49	34	102
Monroe . . . . .	30	21	28	79
Montague . . . . .	1190	865	984	3039
New Salem . . . . .	51	89	50	190
Northfield . . . . .	149	446	175	770
Orange . . . . .	728	961	674	2363
Rowe . . . . .	29	50	35	114
Shelburne . . . . .	159	465	201	825
Shutesbury . . . . .	18	52	18	88
Sunderland . . . . .	112	192	63	367
Warwick . . . . .	64	62	65	191
Wendell . . . . .	37	36	55	128
Whately . . . . .	113	147	134	394
Totals . . . . .	6689	8699	5322	20710

**County of Hampden.**

Agawam . . . . .	1452	1066	204	2722
Blandford . . . . .	56	125	18	199
Brimfield . . . . .	164	180	43	387
Chester . . . . .	245	201	64	510
CHICOPEE . . . . .	7124	7206	2156	16486
East Longmeadow . . . . .	494	786	93	1373

*Pari-Mutuel System of Betting — Continued.***County of Hampden — Concluded.**

Cities and Towns.	Yes.	No.	Blanks.	Total Ballots.
Granville . . . . .	65	158	55	278
Hampden . . . . .	144	272	46	462
Holland . . . . .	51	38	10	99
HOLYOKE . . . . .	8392	12210	3604	24206
Longmeadow . . . . .	587	1883	99	2569
Ludlow . . . . .	1017	1269	282	2568
Monson . . . . .	678	753	277	1708
Montgomery . . . . .	20	46	9	75
Palmer . . . . .	1566	1520	533	3619
Russell . . . . .	225	244	48	517
Southwick . . . . .	235	219	48	502
SPRINGFIELD . . . . .	20116	32855	4455	57726
Tolland . . . . .	41	18	5	64
Wales . . . . .	67	82	36	185
West Springfield . . . . .	2886	3511	425	6822
WESTFIELD . . . . .	2942	3762	717	7421
Wilbraham . . . . .	322	738	101	1161
Totals . . . . .	49189	69142	13328	131659

**County of Hampshire.**

Amherst . . . . .	683	1821	321	2825
Belchertown . . . . .	258	517	195	970
Chesterfield . . . . .	18	147	36	201
Cummington . . . . .	54	168	77	299
Easthampton . . . . .	1301	1625	930	3856
Goshen . . . . .	18	74	31	123
Granby . . . . .	96	255	65	416
Hadley . . . . .	175	371	174	720
Hatfield . . . . .	253	267	230	750
Huntington . . . . .	176	288	160	624
Middlefield . . . . .	20	42	29	91
NORTHAMPTON . . . . .	2936	5125	1637	9698
Pelham . . . . .	34	113	42	189
Plainfield . . . . .	18	71	32	121
South Hadley . . . . .	886	1793	446	3125
Southampton . . . . .	101	231	62	394
Ware . . . . .	873	1030	908	2811
Westhampton . . . . .	21	92	29	143
Williamsburg . . . . .	184	500	202	886
Worthington . . . . .	74	112	46	232
Totals . . . . .	8179	14643	5652	28474

**County of Middlesex.**

Acton . . . . .	569	527	272	1368
Arlington . . . . .	7880	7825	2317	18022
Ashby . . . . .	103	177	92	372
Ashland . . . . .	614	465	263	1342
Ayer . . . . .	579	316	381	1276
Bedford . . . . .	424	381	202	1007
Belmont . . . . .	5059	5872	1632	12563
Billerica . . . . .	1579	950	539	3068
Boxborough . . . . .	57	63	44	164
Burlington . . . . .	532	297	149	978
CAMBRIDGE . . . . .	25428	13034	7818	46280
Carlisle . . . . .	136	131	69	336
Chelmsford . . . . .	1279	1298	802	3379
Concord . . . . .	1501	1214	625	3340
Dracut . . . . .	1190	682	732	2604
Dunstable . . . . .	53	87	58	198
EVERETT . . . . .	9296	6174	2998	18468
Frammingham . . . . .	4600	2933	2162	9695
Groton . . . . .	560	423	357	1340
Holliston . . . . .	574	565	352	1491
Hopkinton . . . . .	549	416	299	1264
Hudson . . . . .	1585	951	833	3369
Lexington . . . . .	2208	2225	671	5104
Lincoln . . . . .	336	348	165	849
Littleton . . . . .	234	335	177	746
LOWELL . . . . .	19977	10414	10944	41335
MALDEN . . . . .	10513	8744	3700	22957
MARLBOROUGH . . . . .	3926	2178	1782	7886
Maynard . . . . .	1408	832	705	2945
MEDFORD . . . . .	13455	8896	4614	26965
MELROSE . . . . .	4780	6306	1479	12565
Natick . . . . .	3266	2277	1328	6871
NEWTON . . . . .	14998	14758	3528	33284
North Reading . . . . .	578	399	226	1203
Pepperell . . . . .	631	376	393	1400
Reading . . . . .	2060	2359	745	5164
Sherborn . . . . .	185	188	101	474
Shirley . . . . .	369	263	234	866
SOMERVILLE . . . . .	21804	12746	6819	41369
Stoneham . . . . .	2078	1926	800	4804

*Pari-Mutuel System of Betting — Continued.*

## County of Middlesex — Concluded.

Cities and Towns.	Yes.	No.	Blanks.	Total Ballots.
Stow . . . . .	188	221	111	520
Sudbury . . . . .	346	330	139	815
Tewksbury . . . . .	552	489	267	1308
Townsend . . . . .	274	417	254	945
Tyngsborough . . . . .	291	228	143	662
Wakefield . . . . .	2857	3333	1273	7463
WALTHAM . . . . .	8893	5102	3260	17255
Watertown . . . . .	7991	5279	2053	15323
Wayland . . . . .	765	543	291	1599
Westford . . . . .	584	410	412	1406
Weston . . . . .	649	1001	284	1934
Wilmington . . . . .	854	543	316	1713
Winchester . . . . .	2499	3065	1114	6678
WOBURN . . . . .	4631	2629	1512	8772
Totals . . . . .	198027	143941	72856	414824

## County of Nantucket.

Nantucket . . . . .	466	310	726	1502
---------------------	-----	-----	-----	------

## County of Norfolk.

Avon . . . . .	522	330	232	1081
Bellingham . . . . .	541	259	467	1267
Braintree . . . . .	3882	3057	1274	8213
Brookline . . . . .	10966	9020	3433	23419
Canton . . . . .	1452	907	575	2934
Cohasset . . . . .	896	495	325	1716
DeDham . . . . .	3879	2151	1124	7154
Dover . . . . .	289	267	148	704
Foxborough . . . . .	1016	880	372	2268
Franklin . . . . .	1323	935	867	3125
Holbrook . . . . .	670	577	421	1668
Medfield . . . . .	561	327	268	1156
Medway . . . . .	611	482	400	1493
Millis . . . . .	480	285	267	1032
Milton . . . . .	4390	4243	1219	9852
Needham . . . . .	2421	2690	873	5984
Norfolk . . . . .	315	265	97	677
Norwood . . . . .	3099	2315	1208	6622
Plainville . . . . .	291	299	160	750
QUINCY . . . . .	15727	12025	4681	32433
Randolph . . . . .	1742	951	766	3459
Sharon . . . . .	701	835	304	1840
Stoughton . . . . .	1890	1072	676	3638
Walpole . . . . .	1535	1095	588	3218
Wellesley . . . . .	2133	3651	889	6673
Westwood . . . . .	679	595	262	1536
Weymouth . . . . .	4934	3099	1715	9748
Wrentham . . . . .	521	415	257	1193
Totals . . . . .	67466	53522	23868	144856

## County of Plymouth.

Abington . . . . .	1185	916	665	2766
Bridgewater . . . . .	1167	927	611	2705
BROCKTON . . . . .	13033	10110	5940	29083
Carver . . . . .	119	161	135	418
Duxbury . . . . .	495	403	211	1109
East Bridgewater . . . . .	585	693	358	1636
Halifax . . . . .	164	170	60	394
Hanover . . . . .	501	407	293	1201
Hanson . . . . .	386	356	270	1012
Hingham . . . . .	1819	1207	556	3582
Hull . . . . .	777	362	197	1336
Kingston . . . . .	556	314	317	1187
Lakeville . . . . .	294	218	155	667
Marion . . . . .	352	298	166	816
Marshfield . . . . .	607	490	164	1261
Mattapoisett . . . . .	281	229	165	675
Middleborough . . . . .	1454	1405	872	3731
Norwell . . . . .	435	275	173	883
Pembroke . . . . .	339	255	149	723
Plymouth . . . . .	2402	1404	1282	5088
Plympton . . . . .	90	94	62	246
Rochester . . . . .	148	161	91	400
Rockland . . . . .	1982	1084	1010	4076
Scituate . . . . .	1034	738	413	2185
Wareham . . . . .	916	831	488	2265
West Bridgewater . . . . .	456	577	240	1273
Whitman . . . . .	1576	1555	743	3874
Totals . . . . .	33183	25623	15786	74592



*Pari-Mutuel System of Betting — Continued.*

**County of Suffolk.**

	<b>Cities and Towns.</b>	<b>Yes.</b>	<b>No.</b>	<b>Blanks.</b>	<b>Total Ballots.</b>
BOSTON	.	206253	55811	49758	311822
CHELSEA	.	8175	3054	2683	13912
REVERE	.	9975	3074	1824	14873
Winthrop	.	4994	2619	706	8319
Totals	.	229397	64558	54971	348926

**County of Worcester.**

Ashturnham	.	275	385	253	913
Athol	.	1563	1644	1146	4353
Auburn	.	788	1235	601	2624
Barre	.	467	444	417	1328
Berlin	.	124	244	106	474
Blackstone	.	1091	329	507	1927
Bolton	.	100	169	61	330
Boylston	.	134	251	138	523
Brookfield	.	184	231	161	576
Charlton	.	289	319	232	840
Clinton	.	2454	1743	1824	6021
Douglas	.	290	422	257	969
Dudley	.	580	498	577	1655
East Brookfield	.	137	118	109	364
FITCBURG	.	6430	5561	4803	16794
GARDNER	.	2649	2286	2401	7336
Grafton	.	946	920	919	2785
Hardwick	.	292	258	298	848
Harvard	.	158	258	104	520
Holden	.	477	984	321	1782
Hopedale	.	386	782	329	1497
Hubbardston	.	100	129	111	340
Lancaster	.	318	568	234	1120
Leicester	.	598	753	591	1942
LFOMINSTER	.	3522	2650	2399	8571
Lunenburg	.	321	391	201	913
Mendon	.	165	264	135	564
Millford	.	2462	1427	2283	6172
Millbury	.	988	1015	911	2914
Millville	.	279	442	415	836
New Braintree	.	42	58	32	132
North Brookfield	.	254	601	278	1133
Northborough	.	377	501	201	1079
Northbridge	.	1430	1841	1101	4372
Oakham	.	35	84	61	180
Oxford	.	581	581	532	1694
Paxton	.	116	166	61	343
Petersham	.	103	170	104	377
Phillipston	.	48	56	62	166
Princeton	.	59	168	99	326
Royalston	.	95	131	64	290
Rutland	.	221	298	165	684
Shrewsbury	.	926	1455	598	2979
Southborough	.	371	356	226	953
Southbridge	.	2182	1722	2030	5934
Spencer	.	1021	898	976	2895
Sterling	.	195	402	194	791
Sturbridge	.	218	206	211	635
Sutton	.	301	479	284	1064
Templeton	.	500	552	436	1488
Upton	.	292	454	296	1042
Uxbridge	.	954	942	873	2769
Warren	.	459	467	482	1408
Webster	.	1783	1705	1969	5457
West Boylston	.	173	552	171	896
West Brookfield	.	188	290	114	592
Westborough	.	824	1036	478	2338
Westminster	.	165	274	143	582
Winchendon	.	881	710	684	2275
WORCESTER	.	27223	31993	19835	79051
Totals	.	70584	75568	55604	201756

*Votes on Question.*

*“Shall the pari-mutuel system of betting on licensed dog races be permitted in this county?”*

**County of Barnstable.**

	<b>Cities and Towns.</b>	<b>Yes.</b>	<b>No.</b>	<b>Blanks.</b>	<b>Total Ballots.</b>
Barnstable	.	1012	1373	1205	3590
Bourne	.	403	486	408	1297
Brewster	.	101	169	152	422
Chatham	.	271	377	343	991
Dennis	.	243	466	304	1013
Eastham	.	79	126	106	311
Falmouth	.	678	716	821	2215

*Pari-Mutuel System of Betting — Continued.***County of Barnstable — Concluded.**

Cities and Towns.	Yes.	No.	Blanks.	Total Ballots.
Harwich . . . . .	314	447	306	1067
Mashpee . . . . .	152	23	99	174
Orleans . . . . .	198	312	265	776
Provincetown . . . . .	480	357	642	1479
Sandwich . . . . .	196	282	249	727
Tirol . . . . .	93	98	100	291
Wellfleet . . . . .	94	170	197	461
Yarmouth . . . . .	313	425	251	989
Totals . . . . .	4527	5828	5448	15803

**County of Berkshire.**

Adams . . . . .	1566	1401	1774	4741
Alford . . . . .	15	43	30	88
Becket . . . . .	78	120	74	272
Cheshire . . . . .	207	226	228	661
Clarksburg . . . . .	137	162	238	537
Dalton . . . . .	553	914	549	2016
Egremont . . . . .	81	130	69	280
Florida . . . . .	39	71	53	163
Great Barrington . . . . .	870	943	720	2533
Hancock . . . . .	40	73	62	175
Hinsdale . . . . .	171	175	164	510
Lanesborough . . . . .	194	240	172	606
Lee . . . . .	455	455	864	1774
Lenox . . . . .	434	346	456	1236
Monterey . . . . .	16	94	31	141
Mount Washington . . . . .	10	14	10	34
New Ashford . . . . .	8	12	29	49
New Marlborough . . . . .	74	150	140	364
NORTH ADAMS . . . . .	2203	2690	3339	8232
Otis . . . . .	55	67	47	169
Peru . . . . .	21	26	14	61
PITTSFIELD . . . . .	7302	7641	5540	20483
Richmond . . . . .	69	115	64	248
Sandisfield . . . . .	60	36	51	147
Savoy . . . . .	25	38	62	125
Sheffield . . . . .	206	298	160	664
Stockbridge . . . . .	208	354	241	803
Tyringham . . . . .	26	56	-	82
Washington . . . . .	24	49	40	113
West Stockbridge . . . . .	135	150	191	476
Williamstown . . . . .	415	801	564	1780
Windsor . . . . .	25	53	51	129
Totals . . . . .	15722	17943	16027	49692

**County of Bristol.**

Acushnet . . . . .	815	285	294	1394
ATTLEBORO . . . . .	4011	3345	1420	8776
Berkley . . . . .	171	161	111	443
Dartmouth . . . . .	1534	965	471	2970
Dighton . . . . .	532	385	176	1093
Easton . . . . .	805	1278	551	2634
Fairhaven . . . . .	2094	1408	934	4436
FALL RIVER . . . . .	18973	16324	7836	43133
Freetown . . . . .	243	269	158	670
Mansfield . . . . .	988	1304	577	2869
NEW BEDFORD . . . . .	24006	11003	6759	41768
North Attleborough . . . . .	1964	1509	1108	4581
Norton . . . . .	506	485	214	1205
Raynham . . . . .	274	416	203	893
Rehoboth . . . . .	377	437	223	1037
Seekonk . . . . .	670	658	289	1617
Somerset . . . . .	774	1046	467	2287
Swansea . . . . .	514	957	306	1777
TAUNTON . . . . .	5464	6290	3243	14997
Westport . . . . .	681	668	411	1760
Totals . . . . .	65396	49193	25751	140340

**County of Dukes County.**

Chilmark . . . . .	20	56	55	131
Edgartown . . . . .	173	218	262	653
Gay Head . . . . .	4	14	130	148
Gosnold . . . . .	27	20	8	55
Oak Bluffs . . . . .	256	287	231	774
Tisbury . . . . .	176	370	241	787
West Tisbury . . . . .	16	71	44	131
Totals . . . . .	672	1056	971	2679

**County of Essex.**

Amesbury . . . . .	1724	1705	1271	4700
Andover . . . . .	1708	2443	1273	5424
Beverly . . . . .	3718	5010	2960	11688
Boxford . . . . .	87	195	71	353

*Pari-mutual System of Betting — Continued.***County of Essex — Concluded.**

Cities and Towns.	Yes.	No.	Blanks	Total Ballots.
Danvers	1956	2121	1118	5195
Essex	279	295	233	807
Georgetown	288	468	243	999
GLOUCESTER	2549	3103	3096	8748
Groveland	358	441	306	1105
Hamilton	421	441	264	1126
HAVERHILL	6365	7292	6246	19903
Ipswich	868	901	822	2591
LAWRENCE	11168	10834	13843	35845
LYNN	16820	16105	9484	42409
Lynnfield	424	649	186	1259
Manchester	458	559	303	1320
Marblehead	1935	2839	974	5748
Merrimac	389	543	287	1219
Methuen	3002	4002	2777	9781
Middleton	277	260	219	756
Nahant	376	436	236	1048
Newbury	175	391	217	783
NEWBURYPORT	2050	2427	2066	6543
North Andover	1177	1602	1086	3865
PEABODY	3297	2985	2841	9123
Rockport	502	911	493	1906
Rowley	250	265	223	738
SALEM	7737	6553	5174	19464
Salisbury	405	500	319	1224
Saugus	2599	2985	1022	6606
Swampscott	1647	3065	794	5506
Topsfield	193	263	115	571
Wenham	192	344	133	669
West Newbury	150	361	206	717
Totals	75544	83294	60901	219739

**County of Franklin.**

Ashfield	48	171	117	336
Bernardston	97	200	122	419
Buckland	144	278	217	639
Charlemont	71	213	103	387
Colrain	143	283	169	595
Conway	88	183	102	373
Deerfield	343	587	268	1198
Erving	190	154	176	520
Gill	82	177	109	368
Greenfield	2211	3138	1487	6836
Hawley	14	43	25	82
Heath	13	61	33	107
Leverett	30	121	49	200
Leyden	16	51	35	102
Monroe	26	23	30	79
Montague	1049	956	1034	3039
New Salem	44	98	48	190
Northfield	142	451	177	770
Orange	624	1023	716	2363
Rowe	26	52	36	114
Shelburne	130	469	226	825
Shutesbury	18	52	18	88
Sunderland	114	195	58	367
Warwick	52	69	70	191
Wendell	25	45	58	128
Whately	109	150	135	394
Totals	5849	9243	5618	20720

**County of Hampden.**

Agawam	1087	1390	245	2722
Blandford	50	130	19	199
Brimfield	146	200	41	387
Chester	217	220	73	510
CHICOPEE	5783	7727	2976	16486
East Longmeadow	418	852	103	1373
Granville	76	156	46	278
Hampden	104	308	50	462
Holland	46	41	12	99
HOLYOKE	7174	13037	3995	24206
Longmeadow	311	2149	109	2569
Ludlow	914	1362	292	2568
Monson	605	797	306	1708
Montgomery	17	49	9	75
Palmer	1452	1604	563	3619
Russell	205	261	51	517
Southwick	204	251	47	502
SPRINGFIELD	15310	36577	5839	57726
Tolland	34	20	10	64
Wales	64	84	37	185

*Pari-mutuel System of Betting — Continued.***County of Hampden — Concluded**

Cities and Towns.	Yes.	No.	Blanks.	Total Ballots
West Springfield . . . . .	2508	3885	429	6822
WESTFIELD . . . . .	2498	4167	756	7421
Wilbraham . . . . .	289	770	102	1161
Totals . . . . .	39512	76037	16110	131659

**County of Hampshire.**

Amherst . . . . .	591	1884	350	2825
Belchertown . . . . .	226	535	209	970
Chesterfield . . . . .	18	147	36	201
Cummington . . . . .	44	172	83	299
Easthampton . . . . .	1201	1679	976	3856
Goshen . . . . .	15	75	33	123
Granby . . . . .	78	270	68	416
Hadley . . . . .	157	383	180	720
Hatfield . . . . .	213	290	247	750
Huntington . . . . .	146	306	172	624
Middlefield . . . . .	18	43	30	91
NORTHAMPTON . . . . .	2201	5382	2115	9698
Pelham . . . . .	31	116	42	189
Plainfield . . . . .	13	72	35	121
South Hadley . . . . .	796	1869	460	3125
Southampton . . . . .	86	244	64	394
Ware . . . . .	803	1074	934	2811
Westhampton . . . . .	19	96	28	143
Williamsburg . . . . .	165	510	211	886
Worthington . . . . .	63	119	50	232
Totals . . . . .	6884	15266	6324	28474

**County of Middlesex.**

Acton . . . . .	491	592	285	1368
Arlington . . . . .	6457	8507	2758	18022
Ashly . . . . .	91	189	92	372
Ashland . . . . .	469	533	340	1342
Ayer . . . . .	480	360	436	1276
Bedford . . . . .	387	409	211	1007
Belmont . . . . .	3953	6863	1767	12583
Billerica . . . . .	1401	1065	602	3068
Bostorough . . . . .	51	69	44	164
Burlington . . . . .	485	325	168	978
CAMBRIDGE . . . . .	20933	15260	10087	46280
Carlisle . . . . .	112	143	81	336
Chelmsford . . . . .	1065	1456	858	3379
Concord . . . . .	1203	1467	670	3340
Dracut . . . . .	1012	777	815	2604
Dunstable . . . . .	41	84	73	198
EVERETT . . . . .	7435	6742	4291	18468
Frammingham . . . . .	3677	3275	2743	9695
Groton . . . . .	443	472	425	1340
Holliston . . . . .	453	616	422	1491
Hopkinton . . . . .	430	453	381	1264
Hudson . . . . .	1390	1082	897	3369
Lexington . . . . .	1738	2566	800	5104
Lincoln . . . . .	270	400	179	849
Littleton . . . . .	204	358	184	746
LOWELL . . . . .	16688	11554	13093	41335
MALDEN . . . . .	8426	9568	4963	22957
MARLBOROUGH . . . . .	2848	2420	2318	7586
Maynard . . . . .	1273	906	766	2945
MEDFORD . . . . .	10529	10288	6148	26965
MELROSE . . . . .	3578	7023	1964	12565
Natick . . . . .	2770	2608	1493	6871
NEWTON . . . . .	10792	17264	5228	33284
North Reading . . . . .	500	427	276	1203
Pepperell . . . . .	524	424	452	1400
Reading . . . . .	1618	2678	868	5164
Sherborn . . . . .	147	204	123	474
Shirley . . . . .	311	266	289	866
SOMERVILLE . . . . .	18057	14479	8833	41369
Stoneham . . . . .	1715	2082	1007	4804
Stow . . . . .	144	259	117	520
Sudbury . . . . .	284	382	149	815
Tewksbury . . . . .	511	520	277	1308
Townsend . . . . .	222	438	285	945
Tyngsborough . . . . .	240	247	175	662
Wakefield . . . . .	2447	3673	1343	7463
WALTHAM . . . . .	7105	5850	4300	17255
Watertown . . . . .	6590	6089	2644	15323
Wayland . . . . .	659	621	319	1599
Westford . . . . .	509	464	433	1406
Weston . . . . .	500	1151	283	1934
Wilmington . . . . .	752	627	334	1713
Winchester . . . . .	1787	3459	1432	6678
WOBURN . . . . .	3894	2938	1940	8772
Totals . . . . .	160091	163272	91461	414824

*Pari-mutuel System of Betting — Continued.***County of Nantucket.**

<b>Cities and Towns.</b>	<b>Yes.</b>	<b>No.</b>	<b>Blanks</b>	<b>Total Ballots.</b>
Nantucket . . . . .	397	331	774	1502

**County of Norfolk.**

Avon . . . . .	477	352	255	1084
Bellingham . . . . .	503	281	483	1267
Braintree . . . . .	3494	3389	1330	8213
Brookline . . . . .	7805	11115	4499	23419
Canton . . . . .	1092	1025	817	2934
Cohasset . . . . .	752	596	368	1716
Dedham . . . . .	3334	2566	1254	7154
Dover . . . . .	209	331	164	704
Foxborough . . . . .	933	938	397	2268
Franklin . . . . .	1206	992	927	3125
Holbrook . . . . .	580	650	438	1668
Medfield . . . . .	485	377	294	1156
Medway . . . . .	568	492	433	1493
Millis . . . . .	428	319	285	1032
Milton . . . . .	3113	1969	1770	9852
Needham . . . . .	1922	3072	990	5984
Norfolk . . . . .	282	285	110	677
Norwood . . . . .	2743	2590	1289	6622
Plainville . . . . .	267	318	165	750
QUINCY . . . . .	12476	13987	5970	32433
Randolph . . . . .	1574	1083	802	3459
Sharon . . . . .	537	897	406	1840
Stoughton . . . . .	1526	1218	894	3638
Walpole . . . . .	1396	1171	651	3218
Wellesley . . . . .	1791	3948	934	6673
Westwood . . . . .	531	688	317	1536
Weymouth . . . . .	3988	3631	2129	9748
Wrentham . . . . .	464	454	275	1193
Totals . . . . .	54476	61734	28646	144856

**County of Plymouth.**

Abington . . . . .	1032	1000	734	2766
Bridgewater . . . . .	1098	966	641	2705
BROCKTON . . . . .	10940	10689	7454	29083
Carver . . . . .	114	164	140	418
Duxbury . . . . .	384	504	221	1109
East Bridgewater . . . . .	526	736	374	1636
Halifax . . . . .	149	184	61	394
Hanover . . . . .	451	446	304	1201
Hanson . . . . .	347	382	283	1012
Hingham . . . . .	1523	1460	599	3582
Hull . . . . .	582	404	350	1336
Kingston . . . . .	491	347	349	1187
Lakeville . . . . .	267	230	170	667
Marion . . . . .	322	319	175	816
Marshfield . . . . .	445	607	209	1261
Mattapoisett . . . . .	260	250	165	675
Middleborough . . . . .	1355	1480	896	3731
Norwell . . . . .	359	339	185	883
Pembroke . . . . .	268	298	157	723
Plymouth . . . . .	2146	1595	1346	5088
Plympton . . . . .	81	104	61	246
Rochester . . . . .	145	163	92	400
Rockland . . . . .	1751	1237	1088	4076
Scituate . . . . .	844	888	453	2185
Wareham . . . . .	872	876	517	2265
West Bridgewater . . . . .	425	614	234	1273
Whitman . . . . .	1407	1648	819	3874
Totals . . . . .	28584	27931	18077	74592

**County of Suffolk.**

BOSTON . . . . .	170920	71922	68980	311822
CHELSEA . . . . .	7782	3319	2811	13912
REVERE . . . . .	8987	3463	2423	14873
Winthrop . . . . .	3918	3246	1155	8319
Totals . . . . .	191607	81950	75369	348926

**County of Worcester.**

Ashburnham . . . . .	232	411	270	913
Athol . . . . .	1321	1825	1207	4353
Auburn . . . . .	636	1341	647	2624
Barre . . . . .	109	463	456	1328
Berlin . . . . .	98	250	126	474
Blackstone . . . . .	1020	349	558	1927
Bolton . . . . .	79	174	77	330
Boylston . . . . .	94	258	171	523
Brookfield . . . . .	152	254	170	576
Charlton . . . . .	249	352	239	840

*Pari-mutuel System of Betting — Concluded.***County of Worcester — Concluded.**

Cities and Towns.	Yes.	No.	Blanks.	Total Ballots.
Clinton . . . . .	1852	1886	2283	6021
Douglas . . . . .	237	458	274	969
Dudley . . . . .	495	540	620	1655
East Brookfield . . . . .	119	132	113	364
FITCHBURG . . . . .	5593	6069	5132	16794
GARDNER . . . . .	2231	2526	2579	7336
Grafton . . . . .	682	981	1122	2785
Hardwick . . . . .	274	259	315	848
Harvard . . . . .	109	286	125	520
Holden . . . . .	360	1010	412	1782
Hopedale . . . . .	325	825	347	1497
Hubbardston . . . . .	77	147	116	340
Lancaster . . . . .	227	613	280	1120
Leicester . . . . .	533	793	616	1942
LEOMINSTER . . . . .	2982	3003	2586	8571
Lunenburg . . . . .	291	405	217	913
Mendon . . . . .	142	281	141	564
Milford . . . . .	2012	1540	2620	6172
Millbury . . . . .	891	1086	937	2914
Millville . . . . .	254	152	430	836
New Braintree . . . . .	36	59	37	132
North Brookfield . . . . .	223	626	284	1133
Northborough . . . . .	297	522	260	1079
Northbridge . . . . .	1293	1913	1166	4372
Oakham . . . . .	25	87	68	180
Oxford . . . . .	519	619	556	1694
Paxton . . . . .	98	178	67	343
Petersham . . . . .	84	185	108	377
Phillipston . . . . .	47	56	63	166
Princeton . . . . .	42	166	118	326
Royalston . . . . .	88	138	64	290
Rutland . . . . .	201	310	173	684
Shrewsbury . . . . .	681	1574	724	2979
Southborough . . . . .	272	411	270	953
Southbridge . . . . .	1911	1867	2156	5934
Spencer . . . . .	835	1016	1044	2895
Sterling . . . . .	145	412	234	791
Sturbridge . . . . .	174	236	225	635
Sutton . . . . .	265	501	298	1064
Templeton . . . . .	440	589	459	1488
Upton . . . . .	199	481	362	1042
Uxbridge . . . . .	847	1006	916	2769
Warren . . . . .	408	496	504	1408
Webster . . . . .	1536	1834	2087	5457
West Boylston . . . . .	130	559	207	896
West Brookfield . . . . .	170	300	122	592
Westborough . . . . .	622	1131	585	2338
Westminster . . . . .	139	277	166	582
Winchendon . . . . .	772	777	726	2275
WORCESTER . . . . .	22934	32734	23383	79051
Totals . . . . .	59409	79729	62618	201756

*Votes on Question of Public Policy.*

*“Shall the Representatives from said district vote in favor of a legislative amendment of the constitution restricting to highway purposes the use of the proceeds of certain revenues derived from motor vehicle registration fees, licenses and gasoline excise taxes, excluding only a motor vehicle excise tax?”*

**Eighth Middlesex Representative District.**

Cities and Towns.	Yes.	No.	Blanks.	Total Ballots.
Ashland . . . . .	749	174	419	1342
Frammingham . . . . .	5045	1442	3208	9695
Holliston . . . . .	728	190	573	1491
Hopkinton . . . . .	668	144	452	1264
MARLBORO:				
Ward 1 . . . . .	642	202	353	1197
Sherborn . . . . .	254	52	168	474
Totals . . . . .	8086	2204	5173	15463

**Fourth Norfolk Representative District.**

QUINCY:				
Wards 4, 5, 6 . . . . .	10074	3546	4222	17842

*Votes on Question of Public Policy.*

*“Shall the Representative to the General Court from this district be instructed to vote in favor of legislation barring from employment, in the public service, married women whose husbands are employed?”*

**First Berkshire Representative District.**

Cities and Towns.	Yes.	No.	Blanks.	Total Ballots.
Clarksburg . . . . .	189	148	200	537
Florida . . . . .	80	40	43	163
NORTH ADAMS . . . . .	3308	1977	2947	8232
Totals . . . . .	3577	2165	3190	8932

**Third Bristol Representative District.**

Raynham . . . . .	414	235	244	893
TAUNTON: Wards 5, 7, 8 . . . . .	3271	1799	2142	7212
Totals . . . . .	3685	2034	2386	8105

**Fourth Bristol Representative District.**

TAUNTON: Wards 1, 2, 3, 4 . . . . .	3184	1630	1672	6486
--	------	------	------	------

**Second Essex Representative District.**

HAVERHILL . . . . .	9532	4888	5483	19903
---------------------	------	------	------	-------

**Eleventh Essex Representative District.**

LYNN: Wards 3, 4 . . . . .	10059	4044	3125	17228
Nahant . . . . .	550	265	233	1048
Totals . . . . .	10609	4309	3358	18276

**Third Hampden Representative District.**

SPRINGFIELD: Ward 1 . . . . .	3533	1382	1154	6069
----------------------------------	------	------	------	------

**Fourth Hampden Representative District.**

SPRINGFIELD: Wards 2, 8 . . . . .	8427	3185	2369	13981
--------------------------------------	------	------	------	-------

**Sixth Hampden Representative District.**

SPRINGFIELD: Ward 4 . . . . .	3579	1884	1031	6494
----------------------------------	------	------	------	------

**Seventh Hampden Representative District.**

SPRINGFIELD: Ward 5 . . . . .	3775	1658	789	6222
----------------------------------	------	------	-----	------

**Eighth Hampden Representative District.**

SPRINGFIELD: Ward 6 . . . . .	4105	2196	1031	7332
----------------------------------	------	------	------	------

**Ninth Hampden Representative District.**

SPRINGFIELD: Ward 7 . . . . .	4277	1857	873	7007
----------------------------------	------	------	-----	------

**First Middlesex Representative District.**

CAMBRIDGE: Wards 1, 2, 3 . . . . .	6291	2926	2524	11741
---------------------------------------	------	------	------	-------

**Second Middlesex Representative District.**

CAMBRIDGE: Wards 4, 5, 6 . . . . .	6063	3245	2038	11346
---------------------------------------	------	------	------	-------

**Third Middlesex Representative District.**

CAMBRIDGE: Ward 7, 8, 9, 10, 11 . . . . .	11528	7841	3824	23193
--	-------	------	------	-------

**Fourth Middlesex Representative District.**

NEWTON: Wards 1, 2, 3, 7 . . . . .	8936	5683	2100	16719
---------------------------------------	------	------	------	-------

*Votes on Question of Public Policy* Continued.**Fifth Middlesex Representative District.**

Cities and Towns.		Yes	No.	Blanks.	Total Ballots.
NEWTON: Wards 4, 5, 6		7890	6410	2265	16565

**Seventh Middlesex Representative District.**

WALTHAM		8647	5067	3541	17255
Watertown		8601	4344	2378	15323
Totals		17248	9411	5919	32578

**Twentieth Middlesex Representative District.**

EVERETT		10403	4522	3543	18468
---------	--	-------	------	------	-------

**Twenty-First Middlesex Representative District.**

MALDEN		12903	5594	4460	22957
--------	--	-------	------	------	-------

**Twenty-Second Middlesex Representative District.**

MELROSE		6686	3861	2018	12565
Stoneham		2412	1384	1008	4804
Totals		9098	5245	3026	17369

**Twenty-Third Middlesex Representative District.**

SOMERVILLE: Ward 2		3348	1083	1289	5720
-----------------------	--	------	------	------	------

**Twenty-Fourth Middlesex Representative District.**

SOMERVILLE: Wards 1, 3, 4, 5		13675	5559	4377	23611
---------------------------------	--	-------	------	------	-------

**Twenty-Fifth Middlesex Representative District.**

SOMERVILLE: Wards 6, 7		6895	3229	1914	12038
---------------------------	--	------	------	------	-------

**Twenty-Sixth Middlesex Representative District.**

MEDFORD		14973	5515	6477	26965
---------	--	-------	------	------	-------

**Twenty-Eighth Middlesex Representative District.**

Arlington		10004	4845	3173	18022
Lexington		2658	1580	866	5104
Totals		12662	6425	4039	23126

**Second Norfolk Representative District.**

Brookline		11164	8061	4194	23419
-----------	--	-------	------	------	-------

**Third Norfolk Representative District.**

QUINCY: Wards 1, 2, 3		7957	3778	2856	14591
--------------------------	--	------	------	------	-------

**Seventh Norfolk Representative District.**

Milton		5075	3182	1595	9852
--------	--	------	------	------	------

**Tenth Norfolk Representative District.**

Canton		1444	798	692	2934
Sharon		819	636	385	1840
Stoughton		1922	936	780	3638
Totals		4185	2370	1857	8412

**Ninth Plymouth Representative District.**

BROCKTON: Wards 1, 2, 5		6612	2794	2801	12207
----------------------------	--	------	------	------	-------

**First Suffolk Representative District.**

BOSTON: Ward 1		10880	2984	4488	18352
-------------------	--	-------	------	------	-------

**Second Suffolk Representative District.**

BOSTON: Ward 2		7017	1796	2725	11538
-------------------	--	------	------	------	-------



*Votes on Question of Public Policy — Continued.***Third Suffolk Representative District.**

<b>Cities and Towns.</b>		<b>Yes.</b>	<b>No.</b>	<b>Blanks.</b>	<b>Total Ballots.</b>
BOSTON:					
Ward 3		8680	2964	4312	15956

**Fourth Suffolk Representative District.**

BOSTON:					
Ward 4		6877	3628	2377	12882

**Fifth Suffolk Representative District.**

BOSTON:					
Ward 5		6212	5047	2342	13601

**Sixth Suffolk Representative District.**

BOSTON:					
Ward 6		7196	1954	2633	11783

**Seventh Suffolk Representative District.**

BOSTON:					
Ward 7		7633	2675	2491	12199

**Eighth Suffolk Representative District.**

BOSTON:					
Ward 8		6068	1817	2614	10499

**Ninth Suffolk Representative District.**

BOSTON:					
Ward 9		5781	1964	3409	11154

**Tenth Suffolk Representative District.**

BOSTON:					
Ward 10		7555	2165	2676	12396

**Eleventh Suffolk Representative District.**

BOSTON:					
Ward 11		7176	2934	2413	12043

**Twelfth Suffolk Representative District.**

BOSTON:					
Ward 12		7648	3202	3575	14425

**Thirteenth Suffolk Representative District.**

BOSTON:					
Ward 13		7529	2191	2387	12107

**Fourteenth Suffolk Representative District.**

BOSTON:					
Ward 14		9743	3760	4209	17712

**Fifteenth Suffolk Representative District.**

BOSTON:					
Ward 15		7577	2148	2386	12111

**Sixteenth Suffolk Representative District.**

BOSTON:					
Ward 16		10185	3013	2854	16052

**Seventeenth Suffolk Representative District.**

BOSTON:					
Ward 17		9168	3345	2801	15254

**Eighteenth Suffolk Representative District.**

BOSTON:					
Ward 18		10469	3941	3637	18038

**Nineteenth Suffolk Representative District.**

BOSTON:					
Ward 19		8753	3186	2843	14782

**Twentieth Suffolk Representative District.**

BOSTON:					
Ward 20		11285	4543	2997	18825

*Votes on Question of Public Policy — Concluded.*  
**Twenty-First Suffolk Representative District.**

	Cities and Towns.	Yes.	No.	Blanks.	Total Ballots.
BOSTON:					
Ward 21 . . . . .		8545	4711	2655	15911

**Twenty-Second Suffolk Representative District.**

BOSTON:					
Ward 22 . . . . .		8578	3024	2600	14202

**Twenty-Sixth Suffolk Representative District.**

Winthrop . . . . .		4931	2177	1211	8319
--------------------	--	------	------	------	------

**Eighth Worcester Representative District.**

Grafton . . . . .		1094	616	1075	2785
Milford . . . . .		2342	1132	2698	6172
Shrewsbury . . . . .		1487	759	733	2979
Southborough . . . . .		425	283	245	953
Upton . . . . .		342	333	367	1042
Westborough . . . . .		996	743	599	2338
Totals . . . . .		6686	3866	5717	16269

**Ninth Worcester Representative District.**

Berlin . . . . .		194	146	134	474
Bolton . . . . .		131	120	79	330
Boylston . . . . .		237	123	163	523
Clinton . . . . .		2715	1313	1993	6021
Harvard . . . . .		185	215	120	520
Holden . . . . .		877	489	416	1782
Lancaster . . . . .		410	405	305	1120
Northborough . . . . .		513	314	252	1079
Princeton . . . . .		106	101	119	326
Sterling . . . . .		325	261	205	791
West Boylston . . . . .		435	223	238	896
Totals . . . . .		6128	3710	4024	13862

**Eighteenth Worcester Representative District.**

WORCESTER:					
Ward 7 . . . . .		4309	1810	2302	8421

**Twentieth Worcester Representative District.**

WORCESTER:					
Ward 9 . . . . .		4063	1966	2053	8082

*Votes on Question of Public Policy.*

*“Shall the Representatives from this district be instructed to vote for legislation prohibiting cities and towns from contributing taxpayers’ money toward the construction and maintenance of government subsidized, tax free, apartment houses, or local boards of housing authorities?”*

**Twelfth Suffolk Representative District.**

	Cities and Towns.	Yes.	No.	Blanks.	Total Ballots.
BOSTON:					
Ward 12 . . . . .		6143	3189	5093	14425

**Eighteenth Suffolk Representative District.**

BOSTON:					
Ward 18 . . . . .		8633	3920	5485	18038

**Nineteenth Suffolk Representative District.**

BOSTON:					
Ward 19 . . . . .		6900	3188	4694	14782

**Twentieth Suffolk Representative District.**

BOSTON:					
Ward 20 . . . . .		9374	4354	5097	18825

*Votes on Question of Public Policy.*

*"Shall the Representative of this District be instructed to urge and support all efforts to relieve this Commonwealth by urging through every lawful means upon Congress the adoption of legislation designed to provide for ALL United States Citizens the privilege of retiring after the age of sixty years from gainful occupation upon a federal annuity that shall maintain them EQUALLY upon living standards equal to whatever general contemporary standards of living at any time prevail; said system of security to be provided by appropriate national taxation designed to effect an increase thereby of purchasing power throughout the Nation?"*

**Twelfth Middlesex Representative District.**

Cities and Towns.	Yes	No.	Blanks.	Total Ballots.
Ashby . . . . .	186	74	112	372
Ayer . . . . .	666	114	496	1276
Dunstable . . . . .	83	27	88	198
Groton . . . . .	623	183	534	1340
Pepperell . . . . .	708	150	542	1400
Shirley . . . . .	442	107	317	866
Townsend . . . . .	450	141	354	945
Tyngsborough . . . . .	367	81	214	662
Totals . . . . .	3525	877	2657	7059

**Fourteenth Middlesex Representative District.**

LOWELL:				
Wards 3, 4, 6, 7, 8 . . . . .	10326	2565	6527	19358

**Fifteenth Middlesex Representative District.**

LOWELL:				
Wards 1, 2, 10, 11 . . . . .	8059	1614	4407	14080

**Sixteenth Middlesex Representative District.**

LOWELL:				
Wards 5, 9 . . . . .	4210	1202	2485	7897

**Eighteenth Middlesex Representative District.**

North Reading . . . . .	716	147	340	1203
Reading . . . . .	2879	1059	1226	5164
WOBURN . . . . .	5530	954	2288	8772
Totals . . . . .	9125	2160	3854	15139

**Twenty-Sixth Middlesex Representative District.**

MEDFORD . . . . .	15444	3132	8380	26965
-------------------	-------	------	------	-------

**Twenty-Eighth Middlesex Representative District.**

Arlington . . . . .	10544	3015	4463	18022
Lexington . . . . .	2848	1068	1188	5104
Totals . . . . .	13392	4083	5651	23126

**Fifth Norfolk Representative District.**

Weymouth . . . . .	5754	1173	2821	9748
--------------------	------	------	------	------

*Total Number of Votes Cast.*

<b>County of Barnstable.</b>		<b>County of Essex.</b>	
<b>Cities and Towns.</b>		<b>Cities and Towns.</b>	
Barnstable . . . . .	3590	Amesbury . . . . .	4700
Bourne . . . . .	1297	Andover . . . . .	5424
Brewster . . . . .	422	BEVERLY . . . . .	11688
Chatham . . . . .	991	Boxford . . . . .	353
Dennis . . . . .	1013	Danvers . . . . .	5195
Eastham . . . . .	311	Essex . . . . .	807
Falmouth . . . . .	2215	Georgetown . . . . .	999
Harwich . . . . .	1067	GLOUCESTER . . . . .	8748
Mashpee . . . . .	174	Groveland . . . . .	1105
Orleans . . . . .	776	Hamilton . . . . .	1126
Provincetown . . . . .	1479	HAVERHILL . . . . .	19903
Sandwich . . . . .	727	Ipswich . . . . .	2591
Truro . . . . .	291	LAWRENCE . . . . .	35845
Wellfleet . . . . .	461	LYNN . . . . .	42409
Yarmouth . . . . .	989	Lynnfield . . . . .	1259
Totals . . . . .	15803	Manchester . . . . .	1320
<b>County of Berkshire.</b>		Marblehead . . . . .	5748
Adams . . . . .	4741	Merrimac . . . . .	1219
Alford . . . . .	88	Methuen . . . . .	9781
Becket . . . . .	272	Middleton . . . . .	756
Cheshire . . . . .	661	Nahant . . . . .	1048
Clarksburg . . . . .	537	Newbury . . . . .	783
Dalton . . . . .	2016	NEWBURYPORT . . . . .	6543
Egremont . . . . .	280	North Andover . . . . .	3865
Florida . . . . .	163	PEABODY . . . . .	9123
Great Barrington . . . . .	2533	Rockport . . . . .	1906
Hancock . . . . .	175	Rowley . . . . .	738
Hinsdale . . . . .	510	SALEM . . . . .	19464
Lanesborough . . . . .	606	Salisbury . . . . .	1224
Lee . . . . .	1774	Saugus . . . . .	6606
Lenox . . . . .	1236	Swampscott . . . . .	5506
Monterey . . . . .	141	Topsfield . . . . .	571
Mount Washington . . . . .	34	Wenham . . . . .	669
New Ashford . . . . .	49	West Newbury . . . . .	717
New Marlborough . . . . .	364	Totals . . . . .	219739
NORTH ADAMS . . . . .	8232	<b>County of Franklin.</b>	
Oris . . . . .	169	Ashfield . . . . .	336
Peru . . . . .	61	Barnardston . . . . .	419
PITTSFIELD . . . . .	20521	Buckland . . . . .	639
Richmond . . . . .	248	Charlemont . . . . .	387
Sandisfield . . . . .	147	Colrain . . . . .	595
Savoy . . . . .	125	Conway . . . . .	373
Sheffield . . . . .	664	Deerfield . . . . .	1198
Stockbridge . . . . .	803	Erving . . . . .	520
Tyringham . . . . .	107	Gill . . . . .	368
Washington . . . . .	113	Greenfield . . . . .	6836
West Stockbridge . . . . .	476	Hawley . . . . .	82
Williamstown . . . . .	1780	Heath . . . . .	107
Windsor . . . . .	129	Leverett . . . . .	200
Totals . . . . .	49755	Leyden . . . . .	102
<b>County of Bristol.</b>		Monroe . . . . .	79
Acushnet . . . . .	1394	Montague . . . . .	3039
ATTLEBORO . . . . .	8776	New Salem . . . . .	190
Berkley . . . . .	443	Northfield . . . . .	770
Dartmouth . . . . .	2970	Orange . . . . .	2363
Dighton . . . . .	1093	Rowe . . . . .	114
Easton . . . . .	2634	Shelburne . . . . .	825
Fairhaven . . . . .	4436	Shutesbury . . . . .	88
FALL RIVER . . . . .	43133	Sunderland . . . . .	367
Freetown . . . . .	670	Warwick . . . . .	191
Mansfield . . . . .	2869	Wendell . . . . .	128
NEW BEDFORD . . . . .	41768	Whately . . . . .	394
North Attleborough . . . . .	4581	Totals . . . . .	20710
Norton . . . . .	1205	<b>County of Hampden.</b>	
Raynham . . . . .	893	Agawam . . . . .	2722
Rehoboth . . . . .	1037	Blandford . . . . .	199
Seekonk . . . . .	1617	Brimfield . . . . .	387
Somerset . . . . .	2287	Chester . . . . .	510
Swansea . . . . .	1777	CHICOPEE . . . . .	16486
TAUNTON . . . . .	14997	East Longmeadow . . . . .	1373
Westport . . . . .	1760	Granville . . . . .	278
Totals . . . . .	140340	Hampden . . . . .	462
<b>County of Dukes County.</b>		Holland . . . . .	99
Chilmark . . . . .	131	HOLYOKE . . . . .	24206
Edgartown . . . . .	653	Longmeadow . . . . .	2569
Gay Head . . . . .	74	Ludlow . . . . .	2568
Gosnold . . . . .	55	Monson . . . . .	1708
Oak Bluffs . . . . .	774	Montgomery . . . . .	75
Tisbury . . . . .	787	Palmer . . . . .	3619
West Tisbury . . . . .	131	Russell . . . . .	517
Totals . . . . .	2605	Southwick . . . . .	502
		SPRINGFIELD . . . . .	57726
		Tolland . . . . .	64

Total Number of Votes Cast — Continued.

County of Hampden—Concluded.

Cities and Towns.	
Wales	185
West Springfield	6822
WESTFIELD	7421
Wilbraham	1161
Totals	131659

County of Hampshire.

Amherst	2825
Belchertown	970
Chesterfield	201
Cumington	299
Easthampton	3856
Goshen	123
Granby	416
Hadley	720
Hatfield	750
Huntington	624
Middlefield	91
NORTHAMPTON	9698
Pelham	189
Plainfield	121
South Hadley	3125
Southampton	394
Ware	2811
Westhampton	145
Williamsburg	886
Worthington	232
Totals	28474

County of Middlesex.

Acton	1368
Arlington	18022
Ashby	372
Ashland	1342
Ayer	1276
Bedford	1007
Belmont	12583
Billerica	3068
Boxborough	164
Burlington	978
CAMBRIDGE	46291
Carlisle	336
Chelmsford	3379
Concord	3340
Dracont	2604
Dunstable	198
EVERETT	18468
Framingham	9695
Groton	1340
Holliston	1491
Hopkinton	1264
Hudson	3369
Lexington	5104
Lincoln	849
Littleton	746
LOWELL	41335
MALDEN	22957
MARLBOROUGH	7586
Maynard	2945
MEDFORD	26965
MELROSE	12565
Natick	6871
NEWTON	33284
North Reading	1203
Pepperell	1400
Reading	5164
Sherborn	474
Shirley	866
SOMERVILLE	41369
Stoncham	4804
Stow	520
Sudbury	815
Tewksbury	1308
Townsend	945
Tyngsborough	662
Wakefield	7463
WALTHAM	17255
Watertown	15323

County of Middlesex — Concluded.

Cities and Towns.	
Wayland	1509
Westford	1406
Weston	1934
Wilmington	1713
Winchester	6678
Woburn	8772
Totals	418835

County of Nantucket.

Nantucket	1592
-----------	------

County of Norfolk.

Avon	1084
Bellingham	1267
Braintree	8213
Brookline	23419
Canton	2934
Cohasset	1716
Deulham	7154
Dover	704
Foxborough	2268
Franklin	3125
Hollbrook	1668
Medfield	1156
Medway	1493
Millis	1032
Milton	9852
Needham	5984
Norfolk	677
Norwood	6622
Plainville	750
QUINCY	32433
Randolph	3459
Sharon	1840
Stoughton	3638
Walpole	3218
Wellesley	6673
Westwood	1536
Weymouth	9748
Wrentham	1193
Totals	144856

County of Plymouth.

Abington	2766
Bridgewater	2705
BROCKTON	29083
Carver	413
Duxbury	1109
East Bridgewater	1636
Halifax	394
Hanover	1201
Hanson	1012
Hingham	3582
Hull	1336
Kingston	1187
Lakeville	667
Marion	816
Marshfield	1261
Mattapoisett	675
Middleborough	3731
Norwell	883
Pembroke	723
Plymouth	5088
Plympton	246
Rochester	400
Rockland	4076
Scituate	2185
Wareham	2265
West Bridgewater	1273
Whitman	3874
Totals	74592

County of Suffolk.

BOSTON	311822
CHELSEA	13912
REVERE	14873
Winthrop	8319
Totals	348926

## Total Number of Votes Cast — Concluded.

County of Worcester.		County of Worcester — Concluded	
Cities and Towns.		Cities and Towns.	
Ashburnham . . . . .	913	Royalston . . . . .	290
Athol . . . . .	4353	Rutland . . . . .	684
Auburn . . . . .	2624	Shrewsbury . . . . .	2979
Barre . . . . .	1328	Southborough . . . . .	953
Berlin . . . . .	474	Southbridge . . . . .	5934
Blackstone . . . . .	1927	Spencer . . . . .	2895
Bolton . . . . .	330	Sterling . . . . .	791
Boylston . . . . .	523	Sturbridge . . . . .	635
Brookfield . . . . .	576	Sutton . . . . .	1064
Charlton . . . . .	840	Templeton . . . . .	1488
Clinton . . . . .	6021	Upton . . . . .	1042
Douglas . . . . .	969	Uxbridge . . . . .	2769
Dudley . . . . .	1655	Warren . . . . .	1408
East Brookfield . . . . .	364	Webster . . . . .	5457
FITCHBURG . . . . .	16794	West Boylston . . . . .	896
GARDNER . . . . .	7336	West Brookfield . . . . .	592
Grafton . . . . .	2785	Westborough . . . . .	2338
Hardwick . . . . .	848	Westminster . . . . .	582
Harvard . . . . .	520	Winchendon . . . . .	2275
Holden . . . . .	1782	WORCESTER . . . . .	79051
Hopedale . . . . .	1497	Totals . . . . .	201756
Hubbardston . . . . .	340		
Lancaster . . . . .	1120	<b>Total Number of Votes Cast in 1938.</b>	
Leicester . . . . .	1942	<b>Counties.</b>	
LEOMINSTER . . . . .	8571	BARNSTABLE . . . . .	15803
Lunenburg . . . . .	913	BERKSHIRE . . . . .	49755
Mendon . . . . .	564	Bristol . . . . .	140340
Milford . . . . .	6172	DUKES COUNTY . . . . .	2605
Millbury . . . . .	2914	ESSEX . . . . .	219739
Millville . . . . .	836	FRANKLIN . . . . .	20710
New Braintree . . . . .	132	HAMPDEN . . . . .	131659
North Brookfield . . . . .	1133	HAMPSHIRE . . . . .	28474
Northborough . . . . .	1079	MIDDLESEX . . . . .	414735
Northbridge . . . . .	4372	NANTUCKET . . . . .	1502
Oakham . . . . .	180	NORFOLK . . . . .	144856
Oxford . . . . .	1694	PLYMOUTH . . . . .	74592
Paxton . . . . .	343	SUFFOLK . . . . .	348926
Petersham . . . . .	377	WORCESTER . . . . .	201756
Phillipston . . . . .	166	Totals . . . . .	1795552
Princeton . . . . .	326		

*Representative in the General Court.*  
(To fill vacancy.)

**NUMBER OF VOTES RECEIVED BY EACH CANDIDATE  
AT THE SPECIAL PRIMARIES**

**FEBRUARY 1, 1938**

**DEMOCRATIC.**  
**County of Nantucket.**

First District.		Robert S. Backus of Wauwinet, Nan- tucket.	Archibald Cart- wright of 6 How- ard St., Nan- tucket.	Arthur C. Hayden of 24 Easton St., Nantucket.	Isaac Hills, 3rd, of Brant Point, Nantucket.	Harry Allen Larra- bee of Hummock Pond Rd., Nan- tucket.	E. Pearl Parker of 13 Union St., Nantucket.	Marcus L. Ramsdell of 12 Gardner St., Nantucket.	Blanks.	Total Vote.
Nantucket		33	24	24	9	2	1	1	5	99

**REPUBLICAN.**  
**County of Nantucket.**

First District.		Robert S. Backus of Wauwinet, Nan- tucket.	Archibald Cart- wright of 6 How- ard St., Nan- tucket.	Arthur C. Hayden of 24 Easton St., Nantucket.	Isaac Hills, 3rd, of Brant Point, Nantucket.	Harry Allen Larra- bee of Hummock Pond Rd., Nan- tucket.	Alfred E. Smith of 20 Federal St., Nantucket.	Frank Worth of Franklin St., Nantucket.	Blanks.	Total Vote.
Nantucket		483	166	268	115	25	7	5	11	1080

**THE UNION PARTY.**  
**County of Nantucket.**

**First District.**  
Nantucket—No nomination.

**NUMBER OF VOTES RECEIVED BY EACH CANDIDATE  
AT THE SPECIAL ELECTION**

**FEBRUARY 15, 1938**

**County of Nantucket.**

First District.		Robert S. Backus of Nantucket, Dem- ocratic-Repub- lican.	Reuben S. Glidden of Nantucket, In- dependent.	Arthur C. Hayden of Nantucket.	Marcus L. Rams- dell of Nantucket, Independent.	Blanks.	Totals.
Nantucket		641	295	142	155	15	1248

*Representative in the General Court — Continued.*  
(To fill vacancy.)

**NUMBER OF VOTES RECEIVED BY EACH CANDIDATE  
AT THE SPECIAL PRIMARIES**

**FEBRUARY 15, 1938**

**DEMOCRATIC.  
County of Bristol.**

<b>Eighth District.</b>	<b>Seraphine M. Cahill of New Bedford.</b>	<b>Anthony F. Carrozza of New Bedford.</b>	<b>Rene Caron of New Bedford.</b>	<b>Peter H. Carroll of New Bedford.</b>	<b>Louis Anthony Cordeiro of New Bedford.</b>	<b>Jacintho F. Diniz of New Bedford.</b>	<b>Antonio Florio, Jr. of New Bedford.</b>	<b>Jules James Frates of New Bedford.</b>	<b>John A. Gage of New Bedford.</b>	<b>James Heron of New Bedford.</b>
Dartmouth . . .	18	11	19	17	117	187	57	2	13	9
NEW BEDFORD:										
Wards 5, 6 . . .	131	60	129	76	887	329	226	19	56	58
Totals . . .	149	71	148	93	1004	516	283	21	69	67

<b>Eighth District — Con.</b>	<b>Philip Louis Kane of New Bedford.</b>	<b>John Kogut of Dartmouth.</b>	<b>John Kruczek of New Bedford.</b>	<b>Ernest Medeiros of New Bedford.</b>	<b>Joseph Paiva Mello of New Bedford.</b>	<b>Thomas H. Perry of New Bedford.</b>	<b>Joseph Senna of New Bedford.</b>	<b>Christopher A. Sylvia of New Bedford.</b>	<b>Scattering.</b>	<b>Blanks.</b>	<b>Total Vote.</b>
Dartmouth . . .	15	44	15	14	5	54	43	245	1	321	603
NEW BEDFORD:											
Wards 5, 6 . . .	80	170	96	109	24	499	504	1105	6	1960	3262
Totals . . .	95	214	111	123	29	553	547	1350	6	2281	3865

**REPUBLICAN.  
County of Bristol.**

<b>Eighth District.</b>	<b>Saul Abrams of New Bedford.</b>	<b>George F. Almond of New Bedford.</b>	<b>Henry A. Bartkiewicz of New Bedford.</b>	<b>John M. Cawley of New Bedford.</b>	<b>Frank E. England of New Bedford.</b>	<b>Armand A. Fortier of New Bedford.</b>	<b>Alfred Greenwood of New Bedford.</b>	<b>Engene G. Guilbert of New Bedford.</b>	<b>Joseph H. Haulford of New Bedford.</b>	<b>Clara V. Harwood of New Bedford.</b>
Dartmouth . . .	16	53	28	281	165	6	3	15	276	2
NEW BEDFORD:										
Wards 5, 6 . . .	272	162	291	2159	401	65	55	90	622	24
Totals . . .	288	215	319	2440	566	71	58	105	898	26

<b>Eighth District — Con.</b>	<b>Patrick Anthony Hayes of New Bedford.</b>	<b>Edgar F. Howland of New Bedford.</b>	<b>Victor Joseph of New Bedford.</b>	<b>Byron H. McCullough of New Bedford.</b>	<b>Robert R. Mercer of New Bedford.</b>	<b>John Moniz of New Bedford.</b>	<b>Leonard Nowell of Dartmouth.</b>	<b>Arnold Oliver of New Bedford.</b>	<b>Barney Papkin of New Bedford.</b>	<b>Alpheo Paradis of New Bedford.</b>
Dartmouth . . .	16	44	27	34	99	44	15	107	97	51
NEW BEDFORD:										
Wards 5, 6 . . .	232	169	388	187	141	207	36	596	566	139
Totals . . .	248	213	415	221	240	251	51	703	663	190



Representative in the General Court — Concluded.  
(To fill vacancy.)

County of Bristol — Concluded

Eighth District — Con.	John D. Pratt of New Bedford.	George Sanderson of New Bedford.	Alfred H. Saulnier of New Bedford.	James G. Simpson of Dartmouth.	Barnet Smola of New Bedford.	John Thornhill of New Bedford.	Robert Upton of New Bedford.	William R. White of New Bedford.	Scattering.	Blanks.	Total Vote.
Dartmouth	566	33	40	71	9	102	20	19	—	413	1326
New Bedford:											
Wards 5, 6	1032	330	152	20	205	653	227	26	2	2639	6044
Totals	1598	363	192	91	214	755	247	45	2	3052	7370

THE UNION PARTY.  
County of Bristol.

Eighth District.  
No nomination.

NUMBER OF VOTES RECEIVED BY EACH CANDIDATE  
AT THE SPECIAL ELECTION

MARCH 1, 1938

County of Bristol.

Eighth District.	John M. Cawley of New Bedford, Republican.	Louis Anthony Cor- deiro of New Bed- ford, Democratic.	Arthur N. Harri- man of New Bed- ford, Indepen- dent.	Leonide Langlois of New Bedford, In- dependent.	John D. Pratt of New Bedford, Re- publican.	Christopher A. Syl- via of New Bed- ford, Democratic.	All Others.
Dartmouth:							
Precinct 1	388	58	77	42	340	95	—
" 2	346	61	54	3	355	65	—
" 3	378	58	52	2	473	64	—
" 4	192	335	72	18	102	365	—
New Bedford:							
Ward 5, Precinct A	216	304	65	12	160	371	—
" 5, " B	294	231	86	18	107	202	—
" 5, " C	252	95	84	11	244	125	—
" 5, " D	260	171	125	7	208	295	—
" 5, " E	263	28	83	5	364	43	—
" 5, " F	259	136	90	5	342	158	—
" 5, " G	221	95	89	8	257	86	—
" 6, " A	456	76	322	83	293	52	—
" 6, " B	403	116	401	102	275	74	—
" 6, " C	623	113	500	196	243	81	—
" 6, " D	663	222	461	105	191	116	—
" 6, " E	409	339	203	66	169	207	—
" 6, " F	505	534	148	33	89	278	—
" 6, " G	257	590	90	14	55	559	—
" 6, " H	180	359	65	11	83	570	—
Totals	6565	3919	3067	719	4420	3807	—



---

---

# ELECTION STATISTICS

1939


IN ACCORDANCE WITH THE PROVISIONS OF GENERAL LAWS,  
(TERCENTENARY EDITION) CHAPTER 54, SECTION 133

---

TOGETHER WITH OTHER INFORMATION RELATING TO ELECTIONS

---

COMPILED IN THE OFFICE OF  
FREDERIC W. COOK  
SECRETARY OF THE COMMONWEALTH



17-4  
17-4  
17-4  
17-4  
17-4

## TABLE OF CONTENTS

	PAGE
Letter of transmittal . . . . .	3
Elections, dates of city . . . . .	3
Mayors of cities, names of . . . . .	3
Polling places, number of . . . . .	4
Town Ballot Act . . . . .	4
List of towns voting by precincts at annual town elections . . . . .	4
Dates elections were held in cities, registered voters, and number of persons who voted . . . . .	5
Dates elections were held in towns having precincts, registered voters, and number of persons who voted . . . . .	27
Dates elections were held in towns having no precincts, registered voters, and number of persons who voted . . . . .	37

## The Commonwealth of Massachusetts

OFFICE OF THE SECRETARY, BOSTON, January 31, 1940.

*To the Honorable Senate and the House of Representatives:*

I have the honor to submit herewith, in compliance with General Laws (Tercentenary Edition), chapter 54, section 133, a report of the number of registered voters at the date of the last city and town elections, and the total number of persons who voted at each such election in every city and town, and in every voting precinct therein.

Respectfully submitted,

FREDERIC W. COOK, *Secretary.*

### DATE OF CITY ELECTIONS

	<i>Mayor</i>	
Attleboro . . . . .	John W. McIntyre . . . . .	1st Tuesday in December in every even-numbered year beginning in 1928.
Beverly . . . . .	Daniel E. McLean . . . . .	Tuesday next after 2d Monday in December in each even-numbered year, beginning in 1936.
Boston (Plan 2, accepted 1924, chapter 479) . . . . .	Maurice J. Tobin . . . . .	Tuesday after the 1st Monday in November in every odd-numbered year, beginning in 1925.
Brockton (Plan B) . . . . .	Fred D. Rowe . . . . .	Tuesday next following 1st Monday of December in every odd-numbered year, beginning in 1939.
Cambridge (Plan B and 1921, chapter 199) . . . . .	John W. Lyons . . . . .	Tuesday next after 1st Monday in November in every odd-numbered year, beginning in 1921.
Chelsea . . . . .	Edward J. Voke . . . . .	Tuesday following 2d Monday in November in every odd-numbered year, beginning in 1933.
Chicopee . . . . .	Anthony J. Stonina . . . . .	1st Tuesday after the 1st Monday in December.
Everett . . . . .	Frank E. Lewis . . . . .	Tuesday next after 1st Monday in November in each odd-numbered year, beginning in 1931.
Fall River (Plan A) . . . . .	Alexander C. Murray . . . . .	3d Tuesday in December in every even-numbered year, beginning in 1934.
Fitchburg (Plan B and 1928, Chapter 145) . . . . .	Alfred Woollacott . . . . .	Tuesday next following the 1st Monday in November in each odd-numbered year, beginning in 1929.
Gardner . . . . .	Fred E. Perry . . . . .	Tuesday next following the 1st Monday in November in each odd-numbered year, beginning in 1937.
Gloucester . . . . .	Sylvester F. Whalen . . . . .	Tuesday next following the first Monday in December in each odd-numbered year, beginning in 1939.
Haverhill . . . . .	Albert W. Glynn . . . . .	Tuesday next after 1st Monday in December.
Holyoke . . . . .	William P. Young . . . . .	1st Tuesday in December in each odd-numbered year beginning in 1937.
Lawrence . . . . .	Walter A. Griffin . . . . .	2d Tuesday in December.
Leominster . . . . .	Sidney E. Bell . . . . .	Tuesday next following the first Monday in November in each odd-numbered year, beginning in 1937.
Lowell (Plan B and 1928, chapter 219) . . . . .	Dewey G. Arlamoault . . . . .	Tuesday next following 1st Monday in November in each odd-numbered year, beginning in 1929.
Lynn . . . . .	J. Fred Manning . . . . .	Tuesday next after 1st Monday in November in every odd-numbered year, beginning in 1925.
Malden (Chapter 28, Acts of 1936) . . . . .	John D. Devir . . . . .	2d Tuesday in November in each odd-numbered year, beginning in 1937.
Marlborough (Plan B and 1932, chapter 37) . . . . .	Louis F. Ingalls . . . . .	1st Tuesday in November in every odd-numbered year, beginning in 1933.
Medford . . . . .	John C. Carr . . . . .	Tuesday next following 1st Monday of November in every odd-numbered year, beginning in 1931.
Melrose (Chapter 266, Acts of 1937) . . . . .	Robert A. Perkins . . . . .	2d Tuesday in November in every odd-numbered year, beginning in 1941.
New Bedford (Plan B) . . . . .	Leo E. J. Carney . . . . .	Tuesday next following 1st Monday of December in every even-numbered year, beginning in 1940.

	<i>Mayor</i>	
Newburyport (Plan B)	James F. Carens	Tuesday next after 1st Monday in December.
Newton	Edwin O. Childs	Tuesday next after 1st Monday in November in each odd-numbered year, beginning in 1939.
North Adams	Dr. Francis J. O'Hara	2d Tuesday in December.
Northampton	William H. Feiker	1st Tuesday in December in every odd-numbered year, beginning in 1927.
Peabody	Joseph B. O'Keefe	Tuesday next following 1st Monday in December in each even-numbered year, beginning in 1936.
Pittsfield	James Fallon	1st Tuesday after 1st Monday of November in every odd-numbered year, beginning in 1931.
Quincy (Plan A)	Thomas S. Burgin	Tuesday next after 1st Monday in December
Revere	Laurence J. Gillis	2d Tuesday in December in every even-numbered year, beginning in 1922.
Salem (Plan B and chapter 133, Acts of 1933)	Edward A. Coffey	Tuesday next after 1st Monday in December in every odd-numbered year, beginning in 1935.
Somerville	John M. Lynch	Tuesday after 1st Monday in November in every odd-numbered year, beginning in 1925.
Springfield	Roger L. Putnam	Tuesday following 1st Monday of November in every odd-numbered year, beginning in 1925.
Taunton	Arthur E. Poole	Tuesday next after 1st Monday in December.
Waltham (Plan B and 1926, chapter 63)	Arthur A. Hansen	Tuesday next after 1st Monday in November in each odd-numbered year, beginning in 1927.
Westfield	Raymond H. Cowing	Tuesday following 1st Monday in November in every odd-numbered year, beginning in 1937.
Woburn	William E. Kane	2d Tuesday of November in every odd-numbered year, beginning in 1933.
Worcester	William A. Bennett	Tuesday next following 1st Monday in November in each odd-numbered year, beginning in 1927.

#### NUMBER OF POLLING PLACES, 1939

<sup>1</sup>*Town elections:* 522, viz., 243 towns, 1 each; 68 towns divided into voting precincts, 276.

<sup>2</sup>*City elections:* 32 cities, 1,066.

#### TOWN BALLOT ACT

The provisions of law by which ballots for town officers are provided at the expense of the town, have been accepted by 291 towns, wherein the method of nomination and electing town officers is similar to that for State officers.

#### PRECT VOTING IN TOWNS AT ANNUAL TOWN ELECTIONS

Abington	Concord	Lexington	South Hadley
Acton	Dartmouth	Longmeadow	Swampscott
Adams	Dedham	Ludlow	Templeton
Agawam	Dracut	Lynnfield	Uxbridge
Amherst	Easton	Methuen	Wakefield
Andover	Erving	Milton	Walpole
Arlington	Falmouth	Montague	Warren
Ashburnham	Florida	Natick	Watertown
Athol	Foxborough	North Andover	Wellesley
Auburn	Framingham	Northbridge	West Springfield
Barnstable	Freetown	Palmer	Westport
Barre	Grafton	Pepperell	Westwood
Bellingham	Great Barrington	Randolph	Weymouth
Belmont	Groveland	Rockland	Williamsburg
Braintree	Hardwick	Rockport	Winchester
Brookline	Holbrook	Saugus	Winthrop
Chelmsford	Leicester	Seekonk	Yarmouth

<sup>1</sup> No election in Millville (Acts of 1933, chapter 341).

<sup>2</sup> No election in Attleboro, Beverly, Fall River, Melrose, New Bedford, Peabody, and Revere.

## NUMBER OF REGISTERED VOTERS AND PERSONS WHO VOTED AT ELECTIONS

CITY ELECTIONS, 1939				Date of Election	Registered Voters	Persons who voted
CITIES, WARDS AND VOTING PRECINCTS						
<b>Boston</b>				—	<b>345,477</b>	<b>190,970</b>
Ward 1				Nov. 7	21,320	13,983
1	Precinct 1			7	1,068	690
1	2			7	1,047	726
1	3			7	943	619
1	4			7	970	702
1	5			7	1,134	711
1	6			7	1,060	643
1	7			7	955	623
1	8			7	911	561
1	9			7	1,015	612
1	10			7	937	564
1	11			7	1,002	666
1	12			7	1,089	670
1	13			7	948	600
1	14			7	853	580
1	15			7	864	593
1	16			7	870	526
1	17			7	906	584
1	18			7	846	580
1	19			7	728	527
1	20			7	1,154	843
1	21			7	1,125	793
1	22			7	895	570
Ward 2				—	13,051	7,455
2	Precinct 1			Nov. 7	761	407
2	2			7	*	*
2	3			7	1,302	615
2	4			7	*	*
2	5			7	1,415	766
2	6			7	925	597
2	7			7	704	410
2	8			7	741	506
2	9			7	665	366
2	10			7	794	456
2	11			7	704	388
2	12			7	863	498
2	13			7	963	567
2	14			7	739	433
2	15			7	801	416
2	16			7	762	417
2	17			7	912	613
Ward 3				—	17,342	12,096
3	Precinct 1			Nov. 7	1,047	752
3	2			7	926	653
3	3			7	924	704
3	4			7	1,047	742
3	5			7	855	621
3	6			7	908	583
3	7			7	820	495
3	8			7	629	410

\*These precincts have discontinued.

CITY ELECTIONS, 1939				Date of Election	Registered Voters	Persons who voted
CITIES, WARDS AND VOTING PRECINCTS						
<b>Boston—Con.</b>						
Ward 3	Precinct 9	.	.	Nov. 7	857	553
3	10	.	.	7	837	542
3	11	.	.	7	825	564
3	12	.	.	7	993	731
3	13	.	.	7	1,146	863
3	14	.	.	7	1,022	753
3	15	.	.	7	958	705
3	16	.	.	7	1,074	832
3	17	.	.	7	886	604
3	18	.	.	7	758	457
3	19	.	.	7	830	532
Ward 4	Precinct 1	.	.	Nov. 7	13,481	5,076
4	2	.	.	7	914	372
4	3	.	.	7	881	429
4	4	.	.	7	682	249
4	5	.	.	7	929	363
4	6	.	.	7	820	362
4	7	.	.	7	954	432
4	8	.	.	7	928	367
4	9	.	.	7	879	353
4	10	.	.	7	882	357
4	11	.	.	7	982	307
4	12	.	.	7	947	333
4	13	.	.	7	913	319
4	14	.	.	7	1,018	357
4	15	.	.	7	778	248
4				7	974	228
Ward 5	Precinct 1	.	.	Nov. 7	13,727	4,581
5	2	.	.	7	1,005	408
5	3	.	.	7	1,065	376
5	4	.	.	7	863	316
5	5	.	.	7	861	352
5	6	.	.	7	947	287
5	7	.	.	7	956	409
5	8	.	.	7	967	360
5	9	.	.	7	972	340
5	10	.	.	7	586	201
5	11	.	.	7	902	275
5	12	.	.	7	817	245
5	13	.	.	7	917	292
5	14	.	.	7	714	217
5	15	.	.	7	995	224
5				7	1,160	279
Ward 6	Precinct 1	.	.	Nov. 7	13,246	8,247
6	2	.	.	7	636	425
6	3	.	.	7	582	377
6	4	.	.	7	854	526
6	5	.	.	7	858	583
6	6	.	.	7	823	518
6	7	.	.	7	818	586
6	8	.	.	7	913	495
6				7	821	552



CITY ELECTIONS, 1939 CITIES, WARDS AND VOTING PRECINCTS			Date of Election	Registered Voters	Persons who voted
<b>Boston</b>	— Con.				
Ward 6	Precinct 9	.	Nov. 7	906	568
6	10	.	7	834	482
6	11	.	7	960	524
6	12	.	7	890	543
6	13	.	7	842	528
6	14	.	7	883	564
6	15	.	7	876	522
6	16	.	7	750	454
Ward 7			—	14,968	9,271
7	Precinct 1	.	Nov. 7	885	523
7	2	.	7	771	509
7	3	.	7	828	513
7	4	.	7	833	483
7	5	.	7	729	414
7	6	.	7	790	485
7	7	.	7	833	525
7	8	.	7	844	513
7	9	.	7	813	544
7	10	.	7	800	617
7	11	.	7	1,175	874
7	12	.	7	708	423
7	13	.	7	758	481
7	14	.	7	792	447
7	15	.	7	761	382
7	16	.	7	799	392
7	17	.	7	700	369
7	18	.	7	1,149	777
Ward 8			—	11,638	7,520
8	Precinct 1	.	Nov. 7	671	462
8	2	.	7	735	500
8	3	.	7	736	392
8	4	.	7	964	577
8	5	.	7	991	636
8	6	.	7	737	451
8	7	.	7	841	553
8	8	.	7	851	512
8	9	.	7	893	532
8	10	.	7	812	482
8	11	.	7	901	592
8	12	.	7	952	702
8	13	.	7	836	611
8	14	.	7	718	518
Ward 9			—	12,721	7,794
9	Precinct 1	.	Nov. 7	911	533
9	2	.	7	969	594
9	3	.	7	973	575
9	4	.	7	935	503
9	5	.	7	932	515
9	6	.	7	1,024	590
9	7	.	7	909	593
9	8	.	7	779	454
9	9	.	7	1,043	630

CITY ELECTIONS, 1939 CITIES, WARDS AND VOTING PRECINCTS				Date of Election	Registered Voters	Persons who voted
<b>Boston — Con.</b>						
Ward 9	Precinct 10	.	.	Nov. 7	710	485
	11	.	.	7	539	364
	12	.	.	7	667	423
	13	.	.	7	791	538
	14	.	.	7	664	461
	15	.	.	7	875	539
Ward 10	.	.	.	—	13,606	9,183
10	Precinct 1	.	.	Nov. 7	*	*
	2	.	.	7	1,596	1,009
	3	.	.	7	874	652
	4	.	.	7	803	554
	5	.	.	7	734	558
	6	.	.	7	748	616
	7	.	.	7	878	637
	8	.	.	7	917	634
	9	.	.	7	1,009	537
	10	.	.	7	1,028	602
	11	.	.	7	710	529
	12	.	.	7	806	522
	13	.	.	7	884	550
	14	.	.	7	838	636
	15	.	.	7	831	544
	16	.	.	7	950	603
Ward 11	.	.	.	—	13,431	7,876
11	Precinct 1	.	.	Nov. 7	888	491
	2	.	.	7	752	493
	3	.	.	7	732	399
	4	.	.	7	667	442
	5	.	.	7	702	347
	6	.	.	7	935	503
	7	.	.	7	981	455
	8	.	.	7	1,014	647
	9	.	.	7	976	624
	10	.	.	7	815	552
	11	.	.	7	1,135	654
	12	.	.	7	801	458
	13	.	.	7	674	447
	14	.	.	7	852	462
	15	.	.	7	722	455
	16	.	.	7	785	447
Ward 12	.	.	.	—	15,861	7,301
12	Precinct 1	.	.	Nov. 7	794	353
	2	.	.	7	752	351
	3	.	.	7	815	391
	4	.	.	8	813	372
	5	.	.	7	811	393
	6	.	.	7	933	471
	7	.	.	7	922	427
	8	.	.	7	815	414
	9	.	.	7	785	395
	10	.	.	7	903	419

\*These precincts have discontinued.

CITY ELECTIONS, 1939				Date of Election	Registered Voters	Persons who voted
CITIES, WARDS AND VOTING PRECINCTS						
<b>Boston — Con.</b>						
Ward 12	Precinct 11	.	.	Nov. 7	843	346
12	12	.	.	7	911	397
12	13	.	.	7	817	429
12	14	.	.	7	840	400
12	15	.	.	7	810	350
12	16	.	.	7	804	309
12	17	.	.	7	814	294
12	18	.	.	7	906	431
12	19	.	.	7	773	359
Ward 13	.	.	.	—	13,423	7,472
13	Precinct 1	.	.	Nov. 7	784	390
13	2	.	.	7	846	410
13	3	.	.	7	963	515
13	4	.	.	7	869	489
13	5	.	.	7	840	408
13	6	.	.	7	863	392
13	7	.	.	7	693	350
13	8	.	.	7	925	540
13	9	.	.	7	651	362
13	10	.	.	7	809	474
13	11	.	.	7	785	426
13	12	.	.	7	651	361
13	13	.	.	7	939	571
13	14	.	.	7	897	538
13	15	.	.	7	937	636
13	16	.	.	7	971	610
Ward 14	.	.	.	—	20,085	11,032
14	Precinct 1	.	.	Nov. 7	1,051	570
14	2	.	.	7	938	457
14	3	.	.	7	882	439
14	4	.	.	7	983	584
14	5	.	.	7	1,019	510
14	6	.	.	7	846	451
14	7	.	.	7	909	487
14	8	.	.	7	893	519
14	9	.	.	7	980	550
14	10	.	.	7	938	563
14	11	.	.	7	920	515
14	12	.	.	7	989	537
14	13	.	.	7	988	537
14	14	.	.	7	951	484
14	15	.	.	7	906	394
14	16	.	.	7	935	559
14	17	.	.	7	1,064	685
14	18	.	.	7	1,075	673
14	19	.	.	7	980	491
14	20	.	.	7	940	545
14	21	.	.	7	898	482
Ward 15	.	.	.	—	13,473	7,634
15	Precinct 1	.	.	Nov. 7	1,017	496
15	2	.	.	7	930	409
15	3	.	.	7	962	507

CITY ELECTIONS, 1939 CITIES, WARDS AND VOTING PRECINCTS				Date of Election	Registered Voters	Persons who voted
<b>Boston</b> — Con.						
Ward 15	Precinct 4	.	.	Nov. 7	836	497
15	5	.	.	7	831	503
15	6	.	.	7	928	605
15	7	.	.	7	936	576
15	8	.	.	7	896	566
15	9	.	.	7	949	495
15	10	.	.	7	914	524
15	11	.	.	7	914	541
15	12	.	.	7	990	524
15	13	.	.	7	722	440
15	14	.	.	7	784	417
15	15	.	.	7	864	534
Ward 16				—	17,411	8,695
16	Precinct 1	.	.	Nov. 7	921	434
16	2	.	.	7	903	426
16	3	.	.	7	860	439
16	4	.	.	7	846	450
16	5	.	.	7	873	397
16	6	.	.	7	883	505
16	7	.	.	7	919	456
16	8	.	.	7	889	468
16	9	.	.	7	834	420
16	10	.	.	7	862	463
16	11	.	.	7	844	399
16	12	.	.	7	862	421
16	13	.	.	7	875	413
16	14	.	.	7	848	425
16	15	.	.	7	873	373
16	16	.	.	7	911	462
16	17	.	.	7	908	475
16	18	.	.	7	831	408
16	19	.	.	7	831	393
16	20	.	.	7	828	468
Ward 17				—	17,278	9,715
17	Precinct 1	.	.	Nov. 7	823	429
17	2	.	.	7	727	357
17	3	.	.	7	618	309
17	4	.	.	7	912	428
17	5	.	.	7	898	457
17	6	.	.	7	771	442
17	7	.	.	7	927	539
17	8	.	.	7	914	495
17	9	.	.	7	966	589
17	10	.	.	7	831	498
17	11	.	.	7	895	520
17	12	.	.	7	942	493
17	13	.	.	7	937	484
17	14	.	.	7	888	439
17	15	.	.	7	991	536
17	16	.	.	7	887	536
17	17	.	.	7	820	521
17	18	.	.	7	855	517
17	19	.	.	7	929	611
17	20	.	.	7	747	515

CITY ELECTIONS, 1939				Date of Election	Registered Voters	Persons who voted
CITIES, WARDS AND VOTING PRECINCTS						
<b>Boston — Con.</b>						
Ward 18				—	20,232	11,538
18	Precinct 1			Nov. 7	851	376
18	2			7	1,027	397
18	3			7	999	447
18	4			7	919	500
18	5			7	981	526
18	6			7	962	540
18	7			7	968	586
18	8			7	967	539
18	9			7	923	490
18	10			7	978	529
18	11			7	1,090	612
18	12			7	1,092	760
18	13			7	957	559
18	14			7	890	539
18	15			7	1,037	648
18	16			7	944	521
18	17			7	923	567
18	18			7	949	660
18	19			7	937	610
18	20			7	943	655
18	21			7	895	477
Ward 19				—	16,149	7,849
19	Precinct 1			Nov. 7	1,086	463
19	2			7	1,001	459
19	3			7	946	491
19	4			7	1,085	582
19	5			7	962	429
19	6			7	973	441
19	7			7	832	385
19	8			7	940	493
19	9			7	859	436
19	10			7	964	500
19	11			7	1,029	517
19	12			7	1,003	507
19	13			7	996	480
19	14			7	796	355
19	15			7	957	438
19	16			7	965	457
19	17			7	759	416
Ward 20				—	20,470	10,908
20	Precinct 1			Nov. 7	939	503
20	2			7	917	406
20	3			7	878	464
20	4			7	892	460
20	5			7	957	585
20	6			7	1,060	619
20	7			7	849	440
20	8			7	939	497
20	9			7	905	425
20	10			7	998	528
20	11			7	919	577
20	12			7	855	483

CITY ELECTIONS, 1939				Date of Election	Registered Voters	Persons who voted
CITIES, WARDS AND VOTING PRECINCTS						
<b>Boston — Con.</b>						
Ward 20	Precinct 13	.	.	Nov. 7	935	477
20	14	.	.	7	975	600
20	15	.	.	7	962	393
20	16	.	.	7	948	440
20	17	.	.	7	1,031	564
20	18	.	.	7	887	480
20	19	.	.	7	922	510
20	20	.	.	7	957	546
20	21	.	.	7	885	486
20	22	.	.	7	860	425
Ward 21	Precinct .	.	.	—	17,351	7,866
21	1	.	.	Nov. 7	1,128	429
21	2	.	.	7	1,017	367
21	3	.	.	7	1,018	483
21	4	.	.	7	908	468
21	5	.	.	7	846	445
21	6	.	.	7	993	545
21	7	.	.	7	1,145	559
21	8	.	.	7	1,020	431
21	9	.	.	7	838	373
21	10	.	.	7	714	379
21	11	.	.	7	1,076	438
21	12	.	.	7	1,116	474
21	13	.	.	7	815	285
21	14	.	.	7	955	343
21	15	.	.	7	938	421
21	16	.	.	7	896	454
21	17	.	.	7	904	515
21	18	.	.	7	1,024	457
Ward 22	Precinct .	.	.	—	15,213	7,878
22	1	.	.	Nov. 7	734	351
22	2	.	.	7	858	464
22	3	.	.	7	884	477
22	4	.	.	7	813	508
22	5	.	.	7	866	609
22	6	.	.	7	875	484
22	7	.	.	7	879	491
22	8	.	.	7	848	471
22	9	.	.	7	1,023	350
22	10	.	.	7	964	495
22	11	.	.	7	1,006	552
22	12	.	.	7	907	428
22	13	.	.	7	967	478
22	14	.	.	7	932	452
22	15	.	.	7	824	399
22	16	.	.	7	897	335
22	17	.	.	7	936	534
<b>Brockton</b>				—	<b>33,961</b>	<b>25,744</b>
Ward 1	Precinct A	.	.	Dec. 5	919	618
1	B	.	.	5	939	640
1	C	.	.	5	921	683
1	D	.	.	5	1,215	881

CITY ELECTIONS, 1939 CITIES, WARDS AND VOTING PRECINCTS			Date of Election	Registered Voters	Persons who voted	
<b>Brockton — Con.</b>						
Ward 1	Precinct E	.	Dec. 5	1,563	1,142	
2	A	.	5	1,145	856	
2	B	.	5	1,074	822	
2	C	.	5	971	801	
2	D	.	5	1,262	1,008	
3	A	.	5	1,109	788	
3	B	.	5	1,203	848	
3	C	.	5	891	639	
3	D	.	5	1,156	859	
3	E	.	5	1,602	1,155	
4	A	.	5	1,191	954	
4	B	.	5	1,140	898	
4	C	.	5	1,223	922	
5	A	.	5	1,489	1,233	
5	B	.	5	1,368	1,052	
5	C	.	5	1,312	1,014	
6	A	.	5	1,035	870	
6	B	.	5	1,103	885	
6	C	.	5	1,570	1,251	
6	D	.	5	1,061	815	
7	A	.	5	1,072	770	
7	B	.	5	982	758	
7	C	.	5	1,133	876	
7	D	.	5	949	660	
7	E	.	5	1,363	1,046	
<b>Cambridge</b>				Nov. —	<b>51,413</b>	<b>40,790</b>
Ward 1	Precinct 1	.	7	1,031	872	
1	2	.	7	1,174	1,000	
1	3	.	7	1,028	909	
1	4	.	7	1,119	951	
1	5	.	7	1,042	872	
2	1	.	7	954	725	
2	2	.	7	1,071	891	
2	3	.	7	904	705	
2	4	.	7	921	769	
2	5	.	7	1,040	760	
3	1	.	7	948	789	
3	2	.	7	1,083	926	
3	3	.	7	823	699	
3	4	.	7	751	606	
3	5	.	7	919	764	
4	1	.	7	980	762	
4	2	.	7	1,010	750	
4	3	.	7	914	707	
4	4	.	7	889	698	
4	5	.	7	963	723	
5	1	.	7	991	803	
5	2	.	7	900	689	
5	3	.	7	878	693	
5	4	.	7	925	774	
5	5	.	7	937	735	
6	1	.	7	888	729	
6	2	.	7	979	709	
6	3	.	7	1,027	685	

CITY ELECTIONS, 1939				Date of Election	Registered Voters	Persons who voted
CITIES, WARDS AND VOTING PRECINCTS						
<b>Cambridge</b> — Con.						
Ward 6	Precinct 4	.	.	Nov. 7	924	809
6	5	.	.	7	1,070	883
7	1	.	.	7	917	653
7	2	.	.	7	1,000	752
7	3	.	.	7	945	638
7	4	.	.	7	865	636
7	5	.	.	7	838	552
8	1	.	.	7	866	642
8	2	.	.	7	736	582
8	3	.	.	7	861	637
8	4	.	.	7	900	652
8	5	.	.	7	997	651
9	1	.	.	7	925	748
9	2	.	.	7	894	741
9	3	.	.	7	759	624
9	4	.	.	7	798	637
9	5	.	.	7	1,004	831
10	1	.	.	7	828	678
10	2	.	.	7	841	656
10	3	.	.	7	879	671
10	4	.	.	7	930	783
10	5	.	.	7	939	771
11	1	.	.	7	944	798
11	2	.	.	7	939	778
11	3	.	.	7	904	757
11	4	.	.	7	925	776
11	5	.	.	7	896	759
<b>Chelsea</b>				—	<b>18,313</b>	<b>15,358</b>
Ward 1	Precinct 1	.	.	Nov. 14	1,297	1,095
1	2	.	.	14	1,589	1,342
2	1	.	.	14	1,645	1,412
2	2	.	.	14	1,752	1,451
3	1	.	.	14	2,732	2,229
3	2	.	.	14	1,744	1,447
4	1	.	.	14	768	667
4	2	.	.	14	1,972	1,681
5	1	.	.	14	2,232	1,831
5	2	.	.	14	2,582	2,203
<b>Chicopee</b>				—	<b>20,045</b>	<b>17,952</b>
Ward 1	.	.	.	Dec. 5	1,018	927
2	Precinct A	.	.	5	1,229	1,116
2	B	.	.	5	1,142	1,015
3	A	.	.	5	1,548	1,379
3	B	.	.	5	638	579
4	A	.	.	5	1,380	1,267
4	B	.	.	5	1,238	1,104
4	C	.	.	5	1,133	983
5	A	.	.	5	1,156	1,030
5	B	.	.	5	1,062	957
5	C	.	.	5	997	868
6	.	.	.	5	1,527	1,372
7	A	.	.	5	1,424	1,248
7	B	.	.	5	964	849



CITY ELECTIONS, 1939				Date of Election	Registered Voters	Persons who voted	
CITIES, WARDS AND VOTING PRECINCTS							
<b>Chicopee</b> —Con.							
Ward	7	Precinct	C	Dec.	5	1,208	1,090
	7		D		5	1,186	1,053
	7		E		5	1,195	1,115
<b>Everett</b>					—	<b>21,828</b>	<b>18,438</b>
Ward	1			Nov.	7	1,418	1,247
	2	Precinct	1		7	1,631	1,361
	2		2		7	1,668	1,361
	2		3		7	1,590	1,307
	3		1		7	1,704	1,430
	3		2		7	1,209	1,029
	3		3		7	1,421	1,174
	3		4		7	1,099	925
	3		5		7	1,239	1,034
	4		1		7	1,255	1,072
	4		2		7	853	709
	4		3		7	1,257	1,080
	5		1		7	920	798
	5		2		7	1,061	917
	6		1		7	1,185	1,032
	6		2		7	1,084	910
	6		3		7	1,234	1,052
<b>Fitchburg</b>					—	<b>19,525</b>	<b>15,829</b>
Ward	1	Precinct	A	Nov.	7	1,485	1,201
	1		B		7	1,280	1,022
	1		C		7	902	701
	2		A		7	1,225	968
	2		B		7	1,894	1,721
	2		C		7	1,148	1,020
	2		D		7	759	557
	3		A		7	1,505	1,235
	3		B		7	971	766
	4		A		7	1,155	884
	4		B		7	1,309	1,051
	5		A		7	786	646
	5		B		7	1,363	1,081
	6		A		7	1,251	1,069
	6		B		7	1,257	956
	6		C		7	1,235	951
<b>Gardner</b>					—	<b>8,775</b>	<b>7,349</b>
Ward	1			Nov.	7	1,374	1,135
	2	Precinct	A		7	1,057	900
	2		B		7	1,062	890
	3		A		7	1,095	956
	3		B		7	802	717
	4				7	1,724	1,410
	5				7	1,661	1,341
<b>Gloucester</b>					—	<b>11,709</b>	<b>9,103</b>
Ward	1	Precinct	1	Dec.	5	1,144	854
	2		1		5	898	740
	2		2		5	1,306	1,030
	3		1		5	1,457	1,116

CITY ELECTIONS, 1939 CITIES, WARDS AND VOTING PRECINCTS				Date of Election	Registered Voters	Persons who voted
<b>Gloucester</b> —Con.						
Ward 4	Precinct 1	.	.	Dec. 5	1,224	920
5	1	.	.	5	1,599	1,234
6	1	.	.	5	1,337	1,037
6	2	.	.	5	747	569
7	1	.	.	5	789	649
8	1	.	.	5	206	178
8	2	.	.	5	580	437
8	3	.	.	5	422	339
<b>Haverhill</b>				—	<b>23,823</b>	<b>16,038</b>
Ward 1	Precinct 1	.	.	Dec. 5	1,305	885
2	1	.	.	5	1,409	920
3	1	.	.	5	936	630
4	1	.	.	5	1,639	1,063
4	2	.	.	5	1,338	900
5	1	.	.	5	1,524	946
5	2	.	.	5	2,083	1,373
5	3	.	.	5	1,688	1,149
5	4	.	.	5	1,116	747
6	1	.	.	5	1,237	830
6	2	.	.	5	1,185	864
6	3	.	.	5	1,231	842
6	4	.	.	5	1,017	697
6	5	.	.	5	1,318	839
7	1	.	.	5	1,655	1,135
7	2	.	.	5	1,653	1,151
7	3	.	.	5	1,489	1,067
<b>Holyoke</b>				—	<b>29,157</b>	<b>24,145</b>
Ward 1	Precinct A	.	.	Dec. 5	1,053	882
1	B	.	.	5	983	850
1	C	.	.	5	936	772
2	A	.	.	5	1,100	958
2	B	.	.	5	1,118	955
2	C	.	.	5	1,047	879
3	A	.	.	5	844	691
3	B	.	.	5	823	661
3	C	.	.	5	806	682
3	D	.	.	5	1,111	923
3	E	.	.	5	1,271	996
4	A	.	.	5	962	782
4	B	.	.	5	835	707
4	C	.	.	5	1,101	940
4	D	.	.	5	876	754
5	A	.	.	5	920	744
5	B	.	.	5	1,061	857
5	C	.	.	5	1,279	1,075
5	D	.	.	5	1,387	1,164
6	A	.	.	5	1,323	1,052
6	B	.	.	5	1,034	841
6	C	.	.	5	804	680
6	D	.	.	5	1,128	900
6	E	.	.	5	618	506
7	A	.	.	5	1,083	858
7	B	.	.	5	828	701

CITY ELECTIONS, 1939 CITIES, WARDS AND VOTING PRECINCTS				Date of Election	Registered Voters	Persons who voted
<b>Holyoke</b> — Con.						
Ward 7	Precinct C	.	.	Dec. 5	1,159	951
7	D	.	.	5	784	636
7	E	.	.	5	883	748
					<b>42,150</b>	<b>38,163</b>
<b>Lawrence</b>						
Ward 1	Precinct 1	.	.	Dec. 12	867	774
1	2	.	.	12	1,679	1,549
1	3	.	.	12	1,569	1,421
1	4	.	.	12	748	673
1	5	.	.	12	1,128	1,018
1	6	.	.	12	1,152	1,053
2	1	.	.	12	2,094	1,885
2	2	.	.	12	2,044	1,719
2	3	.	.	12	1,338	1,219
2	4	.	.	12	978	896
3	1	.	.	12	969	863
3	2	.	.	12	1,093	1,013
3	3	.	.	12	1,152	1,053
3	4	.	.	12	1,395	1,273
4	1	.	.	12	1,251	1,127
4	2	.	.	12	1,186	1,060
4	3	.	.	12	1,131	1,046
4	4	.	.	12	1,073	976
5	1	.	.	12	1,567	1,399
5	2	.	.	12	1,531	1,413
5	3	.	.	12	1,429	1,292
5	4	.	.	12	752	677
5	5	.	.	12	1,013	891
5	6	.	.	12	1,633	1,491
5	7	.	.	12	1,182	1,070
6	1	.	.	12	1,401	1,295
6	2	.	.	12	1,067	981
6	3	.	.	12	1,201	1,096
6	4	.	.	12	957	863
6	5	.	.	12	926	820
6	6	.	.	12	1,542	1,410
6	7	.	.	12	1,592	1,458
6	8	.	.	12	1,510	1,389
					<b>10,445</b>	<b>7,383</b>
<b>Leominster</b>						
Ward 1	.	.	.	Nov. 7	1,702	1,291
2	Precinct A	.	.	7	1,551	1,132
2	B	.	.	7	1,325	939
3	A	.	.	7	927	648
3	B	.	.	7	1,046	757
4	.	.	.	7	1,496	1,028
5	A	.	.	7	1,042	703
5	B	.	.	7	1,356	885
					<b>49,187</b>	<b>40,853</b>
<b>Lowell</b>						
Ward 1	Precinct 1	.	.	Nov. 7	638	527
1	2	.	.	7	1,090	912
1	3	.	.	7	1,365	1,159
1	4	.	.	7	1,325	1,109

CITY ELECTIONS, 1939 CITIES, WARDS AND VOTING PRECINCTS				Date of Election	Registered Voters	Persons who voted
<b>Lowell</b> — Con.						
Ward	2	Precinct	1	Nov. 7	1,357	1,114
	2		2	7	1,144	941
	2		3	7	563	483
	2		4	7	1,779	1,473
	3		1	7	1,049	885
	3		2	7	1,060	855
	3		3	7	861	722
	3		4	7	908	747
	3		5	7	1,206	884
	4		1	7	1,337	1,086
	4		2	7	903	760
	4		3	7	1,276	1,017
	4		4	7	1,330	1,101
	5		1	7	1,138	967
	5		2	7	1,087	951
	5		3	7	994	755
	5		4	7	1,273	1,061
	6		1	7	1,128	919
	6		2	7	1,183	1,040
	6		3	7	1,049	895
	6		4	7	1,010	826
	7		1	7	1,119	959
	7		2	7	1,509	1,266
	7		3	7	1,374	1,154
	7		4	7	1,349	1,188
	8		1	7	953	766
	8		2	7	1,117	866
	8		3	7	1,265	1,018
	8		4	7	1,172	905
	9		1	7	1,109	908
	9		2	7	1,555	1,320
	9		3	7	953	796
	10		1	7	956	879
	10		2	7	1,113	972
	10		3	7	976	797
	10		4	7	1,024	843
	11		1	7	1,076	939
	11		2	7	680	594
	11		3	7	884	717
	11		4	7	950	777
					<b>48,796</b>	<b>38,127</b>
<b>Lynn</b>						
Ward	1	Precinct	1	Nov. 7	1,229	930
	1		2	7	985	757
	1		3	7	1,050	839
	2		1	7	976	757
	2		2	7	1,109	870
	2		3	7	1,375	1,036
	2		4	7	1,065	810
	3		1	7	1,144	828
	3		2	7	1,270	950
	3		3	7	1,403	1,038
	3		4	7	1,317	976
	3		5	7	1,002	725
	3		6	7	999	801

CITY ELECTIONS, 1939			Date of Election	Registered Voters	Persons who voted
CITIES,	WARDS AND VOTING	PRECINCTS			
<b>Lynn</b> —	Con.				
Ward	Precinct	7	Nov. 7	1,143	846
3		8	7	779	591
3		9	7	1,249	946
3		10	7	1,425	1,100
4		1	7	1,355	980
4		2	7	1,302	981
4		3	7	936	691
4		4	7	729	537
4		5	7	1,127	886
4		6	7	970	761
4		7	7	869	684
4		8	7	880	687
5		1	7	1,119	932
5		2	7	1,211	947
5		3	7	1,198	942
5		4	7	866	682
5		5	7	1,049	904
5		6	7	1,298	1,022
5		7	7	1,006	783
5		8	7	1,010	759
6		1	7	969	743
6		2	7	739	572
6		3	7	1,174	934
6		4	7	853	688
6		5	7	1,161	970
6		6	7	1,358	1,134
6		7	7	1,008	800
6		8	7	793	660
6		9	7	1,247	1,031
7		1	7	826	720
7		2	7	935	813
7		3	7	1,290	1,084
<b>Malden</b>				<b>26,378</b>	<b>18,652</b>
Ward	Precinct	1	Nov. 14	949	655
1		2	14	1,152	787
1		3	14	1,293	847
2		1	14	1,256	1,036
2		2	14	1,609	1,395
3		1	14	1,217	738
3		2	14	1,797	1,246
3		3	14	1,452	924
4		1	14	1,601	1,079
4		2	14	1,065	732
5		1	14	1,125	764
5		2	14	1,943	1,271
5		3	14	1,515	1,073
6		1	14	1,318	922
6		2	14	1,725	1,110
6		3	14	1,753	1,234
7		1	14	1,615	1,277
7		2	14	1,993	1,562

CITY ELECTIONS, 1939				Date of Election	Registered Voters	Persons who voted
CITIES, WARDS AND VOTING PRECINCTS						
<b>Marlborough</b>				—	<b>8,689</b>	<b>7,528</b>
Ward	1	.	.	Nov. 7	1,390	1,182
	2	.	.	7	1,027	889
	3	.	.	7	1,246	1,118
	4	.	.	7	1,463	1,313
	5	.	.	7	1,205	1,012
	6	.	.	7	1,102	965
	7	.	.	7	1,256	1,049
<b>Medford</b>				—	<b>30,911</b>	<b>22,981</b>
Ward	1	Precinct	1	Nov. 7	1,311	1,038
	1		2	7	1,166	932
	1		3	7	1,393	1,050
	2		1	7	1,067	851
	2		2	7	1,366	1,054
	2		3	7	1,261	951
	3		1	7	1,165	848
	3		2	7	1,114	811
	3		3	7	1,320	903
	3		4	7	1,298	970
	3		5	7	1,212	849
	4		1	7	1,283	959
	4		2	7	1,698	1,240
	4		3	7	1,023	789
	5		1	7	1,430	1,066
	5		2	7	849	640
	5		3	7	2,067	1,614
	5		4	7	1,314	1,024
	6		1	7	1,586	1,173
	6		2	7	1,485	1,041
	6		3	7	1,317	884
	6		4	7	853	597
	7		1	7	671	516
	7		2	7	1,662	1,181
<b>Newburyport</b>				—	<b>8,335</b>	<b>6,833</b>
Ward	1	Precinct	1	Dec. 5	1,381	1,101
	2		1	5	1,623	1,337
	3		1	5	1,094	898
	4		1	5	1,012	834
	5		1	5	1,460	1,245
	6		1	5	1,765	1,418
<b>Newton</b>				—	<b>36,095</b>	<b>22,338</b>
Ward	1	Precinct	1	Nov. 7	1,158	857
	1		2	7	2,117	1,320
	2		1	7	1,455	987
	2		2	7	1,682	1,093
	2		3	7	891	692
	2		4	7	1,301	721
	2		5	7	881	625
	3		1	7	2,083	1,343
	3		2	7	1,759	1,114
	3		3	7	1,568	967
	4		1	7	1,998	1,224
	4		2	7	437	259

CITY ELECTIONS, 1939 CITIES, WARDS AND VOTING PRECINCTS				Date of Election	Registered Voters	Persons who voted	
<b>Newton — Con.</b>							
Ward 4	Precinct 3	.	.	Nov. 7	1,205	746	
5	1	.	.	7	1,404	832	
5	2	.	.	7	1,660	1,119	
5	3	.	.	7	2,368	1,354	
5	4	.	.	7	2,053	1,196	
6	1	.	.	7	1,313	693	
6	2	.	.	7	2,402	1,452	
6	3	.	.	7	1,338	694	
6	4	.	.	7	1,812	1,080	
7	1	.	.	7	1,194	744	
7	2	.	.	7	2,016	1,226	
<b>North Adams</b>					<b>—</b>	<b>10,862</b>	<b>5,073</b>
Ward 1	Precinct 1	.	.	Dec. 12	770	354	
1	2	.	.	12	875	568	
2	.	.	.	12	1,496	672	
3	.	.	.	12	1,389	689	
4	.	.	.	12	1,601	829	
5	.	.	.	12	1,943	854	
6	.	.	.	12	1,308	543	
7	.	.	.	12	1,480	564	
<b>Northampton</b>					<b>—</b>	<b>11,570</b>	<b>8,373</b>
Ward 1	.	.	.	Dec. 5	1,332	935	
2	.	.	.	5	2,049	1,404	
3	.	.	.	5	2,084	1,519	
4	.	.	.	5	1,980	1,528	
5	.	.	.	5	1,634	1,190	
6	.	.	.	5	1,436	1,016	
7	Precinct A	.	.	5	599	429	
7	B	.	.	5	456	352	
<b>Pittsfield</b>					<b>—</b>	<b>24,207</b>	<b>17,390</b>
Ward 1	Precinct A	.	.	Nov. 7	1,574	1,099	
1	B	.	.	7	1,798	1,251	
2	A	.	.	7	1,566	1,128	
2	B	.	.	7	2,122	1,336	
3	A	.	.	7	1,667	1,170	
3	B	.	.	7	1,988	1,535	
4	A	.	.	7	1,966	1,379	
4	B	.	.	7	1,567	1,097	
5	A	.	.	7	1,398	957	
5	B	.	.	7	1,817	1,285	
6	A	.	.	7	1,859	1,368	
6	B	.	.	7	1,557	1,205	
7	A	.	.	7	1,474	1,148	
7	B	.	.	7	1,854	1,432	
<b>Quincy</b>					<b>—</b>	<b>37,040</b>	<b>11,713</b>
Ward 1	Precinct 1	.	.	Dec. 5	825	340	
1	2	.	.	5	1,370	422	
1	3	.	.	5	1,332	526	
1	4	.	.	5	1,563	737	
1	5	.	.	5	1,525	775	
1	6	.	.	5	1,200	436	

CITY ELECTIONS, 1939				Date of Election	Registered Voters	Persons who voted
CITIES, WARDS AND VOTING PRECINCTS						
<b>Quincy</b>	— Con.					
Ward 2	Precinct 1	.	.	Dec. 5	1,436	877
2	2	.	.	5	1,389	851
2	3	.	.	5	1,087	682
2	4	.	.	5	727	377
3	1	.	.	5	1,301	129
3	2	.	.	5	1,468	151
3	3	.	.	5	1,112	145
3	4	.	.	5	757	133
4	1	.	.	5	1,259	877
4	2	.	.	5	1,192	661
4	3	.	.	5	1,234	725
5	1	.	.	5	1,283	405
5	2	.	.	5	1,544	336
5	3	.	.	5	1,181	239
5	4	.	.	5	1,191	323
5	5	.	.	5	1,527	379
5	6	.	.	5	1,646	336
5	7	.	.	5	985	204
6	1	.	.	5	996	108
6	2	.	.	5	1,574	115
6	3	.	.	5	1,340	116
6	4	.	.	5	1,384	139
6	5	.	.	5	705	94
6	6	.	.	5	907	75
<b>Salem</b>	.	.	.	—	<b>22,709</b>	<b>16,864</b>
Ward 1	Precinct 1	.	.	Dec. 5	352	254
1	2	.	.	5	1,196	943
1	3	.	.	5	987	651
2	1	.	.	5	1,402	993
2	2	.	.	5	1,137	865
2	3	.	.	5	995	709
3	1	.	.	5	866	663
3	2	.	.	5	997	804
3	3	.	.	5	730	652
4	1	.	.	5	929	641
4	2	.	.	5	963	768
4	3	.	.	5	1,095	834
5	1	.	.	5	1,681	1,255
5	2	.	.	5	1,556	1,169
5	3	.	.	5	1,234	938
5	4	.	.	5	1,046	779
5	5	.	.	5	1,743	1,187
6	1	.	.	5	1,415	1,022
6	2	.	.	5	1,302	956
6	3	.	.	5	1,083	781
<b>Somerville</b>	.	.	.	—	<b>47,622</b>	<b>36,094</b>
Ward 1	Precinct 1	.	.	Nov. 7	1,661	1,284
1	2	.	.	7	1,840	1,422
1	3	.	.	7	1,113	857
1	4	.	.	7	1,648	1,271
2	1	.	.	7	1,121	926
2	2	.	.	7	1,572	1,307
2	3	.	.	7	819	670



CITY ELECTIONS, 1939 CITIES, WARDS AND VOTING PRECINCTS			Date of Election	Registered Voters	Persons who voted
<b>Somerville</b>	—	Con.			
Ward 2	Precinct 4	.	Nov. 7	1,721	1,371
2	5	.	7	1,703	1,273
3	1	.	7	1,398	1,101
3	2	.	7	1,333	982
3	3	.	7	1,785	1,343
3	4	.	7	1,933	1,455
4	1	.	7	1,521	1,113
4	2	.	7	1,850	1,361
4	3	.	7	1,300	874
4	4	.	7	1,507	1,112
4	5	.	7	1,350	994
5	1	.	7	1,782	1,413
5	2	.	7	1,792	1,402
5	3	.	7	1,829	1,412
5	4	.	7	1,782	1,399
6	1	.	7	1,540	1,075
6	2	.	7	1,464	989
6	3	.	7	1,653	1,112
6	4	.	7	1,778	1,310
7	1	.	7	1,463	1,066
7	2	.	7	1,309	1,031
7	3	.	7	1,426	1,092
7	4	.	7	1,277	1,030
7	5	.	7	1,352	1,047
<b>Springfield</b>			—	<b>67,301</b>	<b>50,120</b>
Ward 1	Precinct A	.	Nov. 7	1,078	798
1	B	.	7	1,580	1,143
1	C	.	7	1,373	995
1	D	.	7	1,207	836
1	E	.	7	910	647
1	F	.	7	1,156	764
2	A	.	7	1,877	1,421
2	B	.	7	1,171	819
2	C	.	7	1,731	1,298
2	D	.	7	2,148	1,547
2	E	.	7	1,549	1,200
2	F	.	7	1,181	851
2	G	.	7	1,488	1,041
3	A	.	7	1,442	1,011
3	B	.	7	1,538	1,105
3	C	.	7	1,746	1,237
3	D	.	7	1,567	1,097
3	E	.	7	1,795	1,316
3	F	.	7	1,706	1,236
3	G	.	7	1,239	957
3	H	.	7	1,406	1,030
4	A	.	7	1,299	982
4	B	.	7	1,085	804
4	C	.	7	1,246	982
4	D	.	7	1,446	1,144
4	E	.	7	1,054	834
4	F	.	7	1,250	898
5	A	.	7	1,094	826
5	B	.	7	974	734

CITY ELECTIONS, 1939 CITIES, WARDS AND VOTING PRECINCTS			Date of Election	Registered Voters	Persons who voted
<b>Springfield</b> — Con.					
Ward 5	Precinct C		Nov. 7	1,680	1,167
5	D		7	1,488	1,175
5	E		7	1,835	1,393
6	A		7	1,033	764
6	B		7	1,068	841
6	C		7	1,346	1,024
6	D		7	1,700	1,246
6	E		7	1,123	845
6	F		7	1,155	881
6	G		7	973	751
7	A		7	1,244	924
7	B		7	1,247	954
7	C		7	1,712	1,314
7	D		7	2,027	1,636
7	E		7	1,781	1,397
8	A		7	1,602	1,285
8	B		7	1,821	1,262
8	C		7	1,624	1,317
8	D		7	506	391
				<b>18,143</b>	<b>14,692</b>
<b>Taunton</b>					
Ward 1	Precinct A		Dec. 5	1,779	1,441
1	B		5	267	216
1	C		5	341	288
2	A		5	787	628
2	B		5	794	626
3			5	1,335	1,038
4	A		5	1,825	1,437
4	B		5	767	643
5	A		5	1,515	1,257
5	B		5	1,680	1,447
6			5	1,732	1,459
7	A		5	1,639	1,299
7	B		5	677	552
8	A		5	1,548	1,160
8	B		5	1,457	1,201
				<b>19,285</b>	<b>14,071</b>
<b>Waltham</b>					
Ward 1	Precinct 1		Nov. 7	1,499	1,105
1	2		7	1,483	1,173
1	3		7	841	594
2	1		7	1,411	767
2	2		7	1,449	1,110
2	3		7	966	659
3	1		7	1,162	938
3	2		7	1,106	819
4	1		7	1,652	1,211
4	2		7	1,097	831
5			7	1,757	1,279
6	1		7	892	621
6	2		7	1,271	840
6	3		7	1,260	916
7			7	1,439	1,208

CITY ELECTIONS, 1939 CITIES, WARDS AND VOTING PRECINCTS				Date of Election	Registered Voters	Persons who voted
<b>Westfield</b>				—	<b>9,005</b>	<b>7,295</b>
Ward	1			Nov. 7	1,793	1,456
	2			7	1,979	1,611
	3			7	1,557	1,215
	4			7	1,973	1,626
	5			7	1,703	1,387
<b>Woburn</b>				—	<b>10,570</b>	<b>9,350</b>
Ward	1			Nov. 14	1,716	1,552
	2			14	1,987	1,773
	3			14	1,754	1,530
	4			14	1,895	1,659
	5			14	846	765
	6			14	1,730	1,503
	7			14	642	568
<b>Worcester</b>				—	<b>93,256</b>	<b>70,604</b>
Ward	Precinct	1		Nov. 7	1,245	950
		2		7	862	649
		3		7	1,156	924
		4		7	1,568	1,181
		5		7	1,277	941
		6		7	1,231	1,003
		7		7	1,226	832
		8		7	1,043	739
		1		7	1,331	911
		2		7	835	643
		3		7	1,477	1,075
		4		7	1,256	940
		5		7	963	696
		6		7	1,271	892
		7		7	1,392	1,113
		8		7	1,002	717
		1		7	1,563	1,182
		2		7	1,139	849
		3		7	1,115	880
		4		7	1,904	1,325
		5		7	975	692
		6		7	1,119	771
		7		7	812	575
		8		7	1,120	930
		1		7	1,777	1,367
		2		7	1,141	847
		3		7	1,111	837
		4		7	1,072	828
		5		7	1,041	752
		6		7	1,208	898
		7		7	1,325	963
		8		7	1,129	815
		9		7	969	703
		1		7	988	775
		2		7	1,354	1,060
		3		7	1,494	1,191
		4		7	985	814
		5		7	1,498	1,155
		6		7	1,303	1,032

CITY ELECTIONS, 1939 CITIES, WARDS AND VOTING PRECINCTS			Date of Election	Registered Voters	Persons who voted
<b>Worcester</b>	—	Con.			
Ward 5	Precinct 7	.	Nov. 7	1,030	815
6	1	.	7	1,154	828
6	2	.	7	1,022	852
6	3	.	7	980	818
6	4	.	7	1,127	931
6	5	.	7	1,124	837
6	6	.	7	1,409	1,087
6	7	.	7	1,353	1,084
6	8	.	7	919	789
7	1	.	7	895	732
7	2	.	7	1,390	1,048
7	3	.	7	1,002	846
7	4	.	7	1,588	1,274
7	5	.	7	1,354	1,075
7	6	.	7	1,061	831
7	7	.	7	1,525	1,216
7	8	.	7	839	717
8	1	.	7	1,137	833
8	2	.	7	1,420	1,085
8	3	.	7	1,696	1,198
8	4	.	7	1,572	1,200
8	5	.	7	841	608
8	6	.	7	929	734
9	1	.	7	1,520	1,086
9	2	.	7	1,557	1,093
9	3	.	7	1,541	1,082
9	4	.	7	1,315	1,024
9	5	.	7	1,330	1,061
9	6	.	7	1,063	781
9	7	.	7	1,210	893
10	1	.	7	1,692	1,221
10	2	.	7	1,803	1,275
10	3	.	7	968	697
10	4	.	7	1,020	750
10	5	.	7	1,578	1,224
10	6	.	7	1,050	791
10	7	.	7	965	741

TOWNS AND VOTING PRECINCTS		TOWN ELECTIONS, 1939		
		Date of Election	Registered Voters	Persons who voted
<b>Abington*</b>		—	<b>3,107</b>	<b>1,890</b>
Precinct	1	Mar. 13	1,482	953
	2	—	1,625	937
<b>Acton*</b>		—	<b>1,512</b>	<b>940</b>
Precinct	1	Mar. 6	437	207
	2	—	580	386
	3	—	495	347
<b>Acushnet*</b>		—	<b>1,724</b>	<b>1,462</b>
Precinct	1	Mar. 6	1,435	1,214
	2	—	289	248
<b>Adams*</b>		—	<b>6,397</b>	<b>4,819</b>
Precinct	1	Mar. 6	1,223	878
	2	—	1,333	1,075
	3	—	1,304	1,059
	4	—	1,248	859
	5	—	1,289	948
<b>Agawam*</b>		—	<b>3,398</b>	<b>2,153</b>
Precinct	A	Feb. 6	1,226	790
	B	—	889	641
	C	—	1,283	722
<b>Amherst*</b>		—	<b>3,418</b>	<b>1,790</b>
Precinct	1	Mar. 6	557	307
	2	—	679	370
	3	—	646	313
	4	—	709	355
	5	—	489	250
	6	—	338	195
<b>Andover*</b>		—	<b>6,100</b>	<b>3,140</b>
Precinct	1	Mar. 6	1,379	832
	2	—	1,403	748
	3	—	1,185	482
	4	—	575	310
	5	—	569	297
	6	—	989	471
<b>Arlington*</b>		—	<b>20,581</b>	<b>11,146</b>
Precinct	1	Mar. 6	1,374	670
	2	—	1,688	830
	3	—	1,159	636
	4	—	1,458	746
	5	—	1,325	756
	6	—	1,381	834
	7	—	1,485	898
	8	—	1,515	883
	9	—	1,283	744
	10	—	1,635	873
	11	—	1,385	758
	12	—	1,765	876
	13	—	1,563	829
	14	—	1,565	813

\*Official ballots used at town elections.

TOWNS AND VOTING PRECINCTS	TOWN ELECTIONS, 1939		
	Date of Election	Registered Voters	Persons who voted
<b>Ashburnham*</b>	—	<b>1,060</b>	<b>344</b>
Precinct 1	Mar. 6	658	198
2	—	402	146
<b>Athol*</b>	—	<b>5,229</b>	<b>2,756</b>
Precinct 1	Feb. 6	1,942	959
2	—	3,287	1,797
<b>Auburn*</b>	—	<b>3,313</b>	<b>2,533</b>
Precinct 1	Feb. 13	1,166	903
2	—	1,702	1,294
3	—	445	336
<b>Barnstable*</b>	—	<b>4,439</b>	<b>1,770</b>
Precinct 1	Mar. 6	402	177
2	—	241	56
3	—	2,183	903
4	—	385	134
5	—	631	286
6	—	179	81
7	—	418	133
<b>Barre*</b>	—	<b>1,504</b>	<b>1,249</b>
Precinct 1	Mar. 6	842	692
2	—	662	557
<b>Belchertown*</b>	—	<b>1,235</b>	<b>973</b>
Precinct A	Feb. 6	976	771
B	—	259	202
<b>Bellingham*</b>	—	<b>1,477</b>	<b>1,306</b>
Precinct 1	Mar. 6	374	321
2	—	318	259
3	—	785	726
<b>Belmont*</b>	—	<b>13,869</b>	<b>5,848</b>
Precinct 1	Mar. 6	3,376	1,659
2	—	1,509	645
3	—	1,979	734
4	—	1,595	688
5	—	1,666	723
6	—	1,893	869
7	—	1,851	530
<b>Billerica*</b>	—	<b>3,952</b>	<b>2,704</b>
Precinct 1	Feb. 4	1,518	967
2	—	1,482	1,128
3	—	952	609
<b>Bourne*</b>	—	<b>1,867</b>	<b>1,121</b>
Precinct A	Feb. 8	1,305	—
B	—	562	—
<b>Boxford*</b>	—	<b>436</b>	<b>295</b>
Precinct 1	Mar. 6	257	—
2	—	180	—

\*Official ballots used at town elections.

TOWNS AND VOTING PRECINCTS		TOWN ELECTIONS, 1939		
		Date of Election	Registered Voters	Persons who voted
<b>Braintree*</b>			<b>9,626</b>	<b>6,170</b>
Precinct	1	Mar. 6	1,596	986
	2		1,703	1,193
	3		1,655	1,047
	4		1,700	1,075
	5		1,561	1,001
	6		1,411	868
<b>Brookline*</b>			<b>26,793</b>	<b>14,659</b>
Precinct	1	Mar. 7	3,871	1,597
	2		3,251	1,441
	3		2,705	1,597
	4		1,781	1,324
	5		2,187	1,592
	6		2,473	1,610
	7		3,514	1,514
	8		2,917	1,466
	9		4,084	2,518
<b>Chelmsford*</b>			<b>4,052</b>	<b>2,663</b>
Precinct	1	Mar. 6	1,312	846
	2		1,358	963
	3		183	105
	4		415	269
	5		154	78
	6		630	402
<b>Clarksburg*</b>			<b>658</b>	<b>474</b>
Precinct	1	Feb. 28	365	262
	2		96	73
	3		197	139
<b>Concord*</b>			<b>3,716</b>	<b>1,659</b>
Precinct	1	Mar. 13	2,461	1,147
	2		1,255	512
<b>Danvers*</b>			<b>6,231</b>	<b>3,884</b>
Precinct	1	Mar. 6	1,434	934
	2		1,520	928
	3		1,604	989
	4		1,673	1,033
<b>Dartmouth*</b>			<b>4,122</b>	<b>2,881</b>
Precinct	1	Mar. 6	1,065	772
	2		1,035	726
	3		1,004	692
	4		1,018	691
<b>Dedham*</b>			<b>8,290</b>	<b>5,729</b>
Precinct	1	Mar. 6	1,574	1,037
	2		1,108	664
	3		1,962	1,533
	4		1,914	1,229
	5		643	437
	6		1,089	829

\*Official ballots used at town elections.

TOWNS AND VOTING PRECINCTS	TOWN ELECTIONS, 1939		
	Date of Election	Registered Voters	Persons who voted
<b>Deerfield*</b>	—	<b>1,432</b>	<b>891</b>
Precinct A	Mar. 6	930	651
Precinct B	—	502	240
<b>Dennis*</b>	—	<b>1,316</b>	<b>1,056</b>
Precinct 1	Mar. 6	248	194
Precinct 2	—	132	94
Precinct 3	—	471	375
Precinct 4	—	326	271
Precinct 5	—	139	122
<b>Dighton*</b>	—	<b>1,290</b>	<b>519</b>
Precinct A	Mar. 6	580	—
Precinct B	—	301	—
Precinct C	—	409	—
<b>Dracut*</b>	—	<b>3,390</b>	<b>2,757</b>
Precinct 1	Feb. 6	752	615
Precinct 2	—	1,127	932
Precinct 3	—	972	797
Precinct 4	—	539	413
<b>Easthampton*</b>	—	<b>4,906</b>	<b>3,791</b>
Precinct 1	Mar. 13	1,240	962
Precinct 2	—	1,185	890
Precinct 3	—	1,132	867
Precinct 4	—	1,349	1,072
<b>Easton*</b>	—	<b>3,115</b>	<b>1,933</b>
Precinct 1	Mar. 13	480	270
Precinct 2	—	1,977	1,309
Precinct 3	—	658	354
<b>Erving*</b>	—	<b>658</b>	<b>391</b>
Precinct 1	Feb. 6	262	166
Precinct 2	—	396	225
<b>Fairhaven*</b>	—	<b>5,534</b>	<b>4,106</b>
Precinct 1	Feb. 6	1,210	844
Precinct 2	—	1,334	990
Precinct 3	—	1,513	1,145
Precinct 4	—	1,477	1,127
<b>Falmouth*</b>	—	<b>3,134</b>	<b>2,386</b>
Precinct 1	Feb. 16	456	337
Precinct 2	—	910	711
Precinct 3	—	765	570
Precinct 4	—	510	406
Precinct 5	—	493	362
<b>Florida*</b>	—	<b>215</b>	<b>192</b>
Precinct 1	Feb. 6	154	142
Precinct 2	—	61	50

\*Official ballots used at town elections.



TOWNS AND VOTING PRECINCTS		TOWN ELECTIONS, 1939		
		Date of Election	Registered Voters	Persons who voted
<b>Foxborough*</b>				
Precinct	1	Mar. 6	3,131	1,727
	2		2,938	1,605
			193	122
<b>Framingham*</b>				
Precinct	1	Mar. 6	11,458	7,555
	2		1,791	1,084
	3		1,302	858
	4		2,198	1,442
	5		1,925	1,263
	6		1,850	1,229
			2,392	1,679
<b>Freetown*</b>				
Precinct	1	Mar. 6	866	689
	2		427	371
			439	318
<b>Gill*</b>				
Precinct	1	Mar. 6	481	379
	2		250	184
			231	195
<b>Grafton*</b>				
Precinct	1	Feb. 6	3,191	2,531
	2		864	662
	3		1,089	867
			1,238	1,002
<b>Great Barrington*</b>				
Precinct	A	Feb. 6	3,387	2,517
	B		2,459	1,761
			928	756
<b>Greenfield*</b>				
Precinct	1	Mar. 6	8,965	5,126
	2		1,552	878
	3		1,466	839
	4		1,557	898
	5		1,493	855
	6		1,437	826
			1,460	830
<b>Groton*</b>				
Precinct	1	Feb. 6	1,543	1,172
	2		1,210	-
			333	-
<b>Groveland*</b>				
Precinct	1	Mar. 13	1,255	593
	2		849	418
			406	175
<b>Hardwick*</b>				
Precinct	1	Mar. 6	1,070	866
	2		288	235
	3		597	470
			185	161
<b>Holbrook*</b>				
Precinct	1	Mar. 6	1,965	1,314
	2		1,466	971
			499	343

\*Official ballots used at town elections.

TOWNS AND VOTING PRECINCTS	TOWN ELECTIONS, 1939		
	Date of Election	Registered Voters	Persons who voted
<b>Lanesborough*</b>	—	<b>716</b>	<b>498</b>
Precinct A	Feb. 13	563	404
B	—	153	94
<b>Leicester*</b>	—	<b>2,582</b>	<b>1,866</b>
Precinct 1	Feb. 6	1,072	767
2	—	923	677
3	—	587	422
<b>Lexington*</b>	—	<b>5,460</b>	<b>2,646</b>
Precinct 1	Mar. 6	1,468	611
2	—	1,267	637
3	—	1,336	702
4	—	1,389	696
<b>Longmeadow*</b>	—	<b>3,063</b>	<b>1,022</b>
Precinct A	Feb. 20	1,266	—
B	—	1,340	—
C	—	457	—
<b>Ludlow*</b>	—	<b>3,373</b>	<b>2,710</b>
Precinct 1	Mar. 13	1,195	1,005
2	—	959	786
3	—	1,219	919
<b>Lynnfield*</b>	—	<b>1,383</b>	<b>1,061</b>
Precinct 1	Mar. 6	765	566
2	—	618	495
<b>Marblehead*</b>	—	<b>6,850</b>	<b>4,375</b>
Precinct 1	Mar. 13	1,677	1,154
2	—	1,601	1,114
3	—	1,736	1,157
4	—	1,836	950
<b>Methuen*</b>	—	<b>12,023</b>	<b>7,979</b>
Precinct 1	Mar. 6	2,812	1,885
2	—	1,950	1,368
3	—	3,014	1,872
4	—	1,889	1,178
5	—	2,358	1,676
<b>Middleborough*</b>	—	<b>4,641</b>	<b>2,630</b>
Precinct 1	Jan. 16	320	181
2	—	3,802	2,163
3	—	519	286
<b>Milford*</b>	—	<b>7,171</b>	<b>5,340</b>
Precinct 1	Mar. 6	1,359	1,006
2	—	1,564	1,253
3	—	1,325	962
4	—	1,383	978
5	—	1,540	1,141

\*Official ballots used at town elections.

TOWNS AND VOTING PRECINCTS		TOWN ELECTIONS, 1939		
		Date of Election	Registered Voters	Persons who voted
<b>Milton*</b>		—	<b>11,620</b>	<b>5,845</b>
Precinct	1	Mar. 4	1,757	801
	2	—	1,471	715
	3	—	1,319	768
	4	—	1,469	737
	5	—	1,971	920
	6	—	1,876	986
	7	—	1,757	918
<b>Montague*</b>		—	<b>3,968</b>	<b>2,645</b>
Precinct	1	Mar. 6	2,942	2,004
	2	—	467	316
	3	—	559	325
<b>Natick*</b>		—	<b>8,017</b>	<b>5,361</b>
Precinct	1	Mar. 6	2,657	1,802
	2	—	686	509
	3	—	1,398	1,002
	4	—	3,276	2,048
<b>Newbury*</b>		—	<b>935</b>	<b>618</b>
Precinct	1	Mar. 25	551	390
	2	—	384	228
<b>North Andover*</b>		—	<b>4,684</b>	<b>3,971</b>
Precinct	1	Mar. 6	1,086	961
	2	—	1,284	1,105
	3	—	1,178	992
	4	—	1,136	913
<b>Northbridge*</b>		—	<b>4,810</b>	<b>3,271</b>
Precinct	1	Feb. 13	3,751	2,430
	2	—	1,059	841
<b>Oxford*</b>		—	<b>2,315</b>	<b>1,595</b>
Precinct	1	Feb. 6	1,667	1,202
	2	—	648	393
<b>Palmer*</b>		—	<b>4,221</b>	<b>3,062</b>
Precinct	A	Feb. 6	1,848	1,155
	B	—	662	541
	C	—	1,156	956
	D	—	555	410
<b>Pelham*</b>		—	<b>250</b>	<b>129</b>
Precinct	1	Feb. 6	199	—
	2	—	51	—
<b>Pepperell*</b>		—	<b>1,592</b>	<b>1,240</b>
Precinct	A	Feb. 27	744	567
	B	—	848	673
<b>Randolph*</b>		—	<b>4,302</b>	<b>2,964</b>
Precinct	1	Mar. 6	3,255	2,290
	2	—	1,047	674

\*Official ballots used at town elections.

TOWNS AND VOTING PRECINCTS	TOWN ELECTIONS, 1939		
	Date of Election	Registered Voters	Persons who voted
<b>Raynham*</b>	—	<b>1,075</b>	<b>896</b>
Precinct 1	Mar. 11	620	525
2	—	455	371
<b>Rockland*</b>	—	<b>4,731</b>	<b>3,245</b>
Precinct 1	Mar. 13	2,254	1,569
2	—	2,477	1,676
<b>Rockport*</b>	—	<b>2,274</b>	<b>1,362</b>
Precinct 1	Mar. 13	568	366
2	—	1,706	996
<b>Royalston*</b>	—	<b>358</b>	<b>251</b>
Precinct 1	Mar. 6	182	114
2	—	176	137
<b>Saugus*</b>	—	<b>7,847</b>	<b>5,473</b>
Precinct 1	Mar. 6	1,078	789
2	—	943	674
3	—	1,059	737
4	—	1,063	710
5	—	848	564
6	—	939	660
7	—	773	539
8	—	1,144	800
<b>Seekonk*</b>	—	<b>2,195</b>	<b>1,253</b>
Precinct 1	Feb. 6	723	391
2	—	1,472	862
<b>Shirley*</b>	—	<b>1,093</b>	<b>901</b>
Precinct A	Feb. 6	201	—
B	—	892	—
<b>Shrewsbury*</b>	—	<b>3,675</b>	<b>2,545</b>
Precinct 1	Feb. 6	1,749	1,270
2	—	1,926	1,275
<b>Somerset*</b>	—	<b>2,809</b>	<b>1,729</b>
Precinct 1	Mar. 6	721	464
2	—	1,125	714
3	—	963	551
<b>South Hadley*</b>	—	<b>3,707</b>	<b>2,861</b>
Precinct A	Mar. 6	1,204	968
B	—	1,076	863
C	—	599	451
D	—	828	579
<b>Southborough*</b>	—	<b>1,551</b>	<b>512</b>
Precinct 1	Mar. 20	1,138	363
2	—	413	149

\*Official ballots used at town elections.

TOWNS AND VOTING PRECINCTS	TOWN ELECTIONS, 1939		
	Date of Election	Registered Voters	Persons who voted
<b>Sutton*</b>	—	<b>1,337</b>	<b>939</b>
Precinct 1	Feb. 6	529	—
2	—	542	—
3	—	266	—
<b>Swampscott*</b>	—	<b>5,982</b>	<b>4,314</b>
Precinct 1	Feb. 20	827	618
2	—	723	562
3	—	780	548
4	—	647	481
5	—	752	555
6	—	688	522
7	—	821	586
8	—	744	442
<b>Swansea*</b>	—	<b>2,265</b>	<b>1,601</b>
Precinct 1	Mar. 6	1,049	684
2	—	1,216	917
<b>Templeton*</b>	—	<b>1,779</b>	<b>959</b>
Precinct 1	Mar. 6	402	237
2	—	376	183
3	—	178	96
4	—	823	443
<b>Truro*</b>	—	<b>334</b>	<b>250</b>
Precinct A	Feb. 20	171	—
B	—	163	—
<b>Uxbridge*</b>	—	<b>3,245</b>	<b>2,306</b>
Precinct 1	Feb. 6	2,294	1,611
2	—	951	695
<b>Wakefield*</b>	—	<b>8,559</b>	<b>4,915</b>
Precinct 1	Mar. 6	4,474	2,585
2	—	1,885	1,004
3	—	2,200	1,326
<b>Walpole*</b>	—	<b>3,629</b>	<b>2,083</b>
Precinct 1	Jan. 16	2,374	1,255
2	—	1,023	697
3	—	232	131
<b>Wareham*</b>	—	<b>3,637</b>	<b>2,592</b>
Precinct 1	Mar. 7	2,299	1,719
2	—	1,338	873
<b>Warren*</b>	—	<b>1,718</b>	<b>1,356</b>
Precinct A	Feb. 13	1,025	778
B	—	693	578
<b>Watertown*</b>	—	<b>16,063</b>	<b>11,001</b>
Precinct 1	Mar. 6	1,914	1,213
2	—	1,834	1,245

\*Official ballots used at town elections.

TOWNS AND VOTING PRECINCTS		TOWN ELECTIONS, 1939		
		Date of Election	Registered Voters	Persons who voted
<b>Watertown*</b> — Con.				
Precinct	3	Mar. 6	1,592	1,027
	4	—	1,535	1,137
	5	—	1,627	1,178
	6	—	1,763	1,069
	7	—	1,546	1,157
	8	—	1,732	1,215
	9	—	1,185	747
	10	—	1,335	1,013
<b>Wayland*</b>			<b>1,837</b>	<b>1,339</b>
Precinct	1	Mar. 6	708	483
	2	—	1,129	856
<b>Wellesley*</b>			<b>7,426</b>	<b>4,668</b>
Precinct	1	Mar. 6	1,082	611
	2	—	1,208	769
	3	—	1,236	779
	4	—	1,233	835
	5	—	1,466	907
	6	—	1,201	767
<b>West Springfield*</b>			<b>8,192</b>	<b>4,916</b>
Precinct	1	Feb. 20	1,699	1,093
	2	—	1,701	962
	3	—	1,677	925
	4	—	1,572	1,009
	5	—	1,543	927
<b>Westford*</b>			<b>1,712</b>	<b>1,229</b>
Precinct	1	Feb. 13	521	305
	2	—	453	366
	3	—	235	146
	4	—	503	412
<b>Westport*</b>			<b>2,132</b>	<b>1,622</b>
Precinct	A	Mar. 13	1,146	898
	B	—	986	724
<b>Westwood*</b>			<b>1,726</b>	<b>513</b>
Precinct	1	Mar. 6	1,160	308
	2	—	566	205
<b>Weymouth*</b>			<b>12,140</b>	<b>6,492</b>
Precinct	1	Mar. 13	2,119	1,063
	2	—	1,378	802
	3	—	2,062	1,197
	4	—	849	449
	5	—	1,017	485
	6	—	1,718	969
	7	—	862	414
	8	—	850	443
	9	—	1,285	670

\*Official ballots used at town elections.

TOWNS AND VOTING PRECINCTS	TOWN ELECTIONS, 1939		
	Date of Election	Registered Voters	Persons who voted
<b>Wilbraham*</b>		<b>1,363</b>	<b>897</b>
Precinct A	Feb. 6	494	-
Precinct B	-	869	-
<b>Williamsburg*</b>		<b>1,050</b>	<b>793</b>
Precinct A	Feb. 6	507	-
Precinct B	-	543	-
<b>Winchester*</b>		<b>7,571</b>	<b>3,332</b>
Precinct 1	Mar. 6	1,293	619
Precinct 2	-	1,288	607
Precinct 3	-	1,307	602
Precinct 4	-	1,227	467
Precinct 5	-	1,186	508
Precinct 6	-	1,270	529
<b>Winthrop*</b>		<b>9,781</b>	<b>5,637</b>
Precinct 1	Mar. 6	2,256	1,275
Precinct 2	-	1,939	1,176
Precinct 3	-	2,475	1,409
Precinct 4	-	1,705	894
Precinct 5	-	1,406	883
<b>Yarmouth*</b>		<b>1,261</b>	<b>982</b>
Precinct 1	Feb. 13	204	162
Precinct 2	-	192	167
Precinct 3	-	521	418
Precinct 4	-	344	235

TOWNS	TOWN ELECTIONS, 1939		
	Date of Election	Registered Voters	Persons who voted
Alford	Feb. 13	118	101
Amesbury*	Mar. 13	5,615	3,360
Ashby*	Mar. 7	481	322
Ashfield*	Mar. 6	461	305
Ashland*	Mar. 6	1,431	1,135
Avon*	Mar. 7	1,238	1,056
Ayer*	Feb. 6	1,600	1,064
Becket*	Feb. 28	415	283
Bedford*	Mar. 6	1,038	513
Berkley*	Mar. 13	565	457
Berlin*	Feb. 6	557	331
Bernardston*	Mar. 6	483	201
Blackstone*	Mar. 13	2,409	66
Blandford*	Feb. 6	254	91
Bolton*	Feb. 6	385	284
Boxborough*	Feb. 6	207	164
Boylston*	Mar. 6	630	378
Brewster*	Mar. 7	542	420

\*Official ballots used at town elections.

Towns	TOWN ELECTIONS, 1939		
	Date of Election	Registered Voters	Persons who voted
Bridgewater*	Mar. 6	3,102	1,642
Brimfield*	Mar. 6	495	374
Brookfield*	Mar. 6	747	563
Buckland*	Feb. 6	850	585
Burlington*	Feb. 6	1,244	1,059
Canton*	Mar. 6	3,652	2,488
Carlisle*	Feb. 13	398	123
Carver*	Mar. 6	628	462
Charlemont*	Feb. 6	492	268
Charlton*	Feb. 6	1,214	868
Chatham*	Feb. 20	1,365	866
Cheshire*	Feb. 6	816	599
Chester*	Feb. 6	764	596
Chesterfield*	Feb. 6	263	158
Chilmark	Feb. 6	170	92
Clinton*	Mar. 6	6,634	5,424
Cohasset*	Mar. 11	2,041	1,459
Colrain*	Feb. 6	771	376
Conway*	Feb. 6	458	148
Cummington*	Feb. 6	333	197
Dalton*	Feb. 6	2,417	1,248
Douglas*	Mar. 20	1,080	166
Dover*	Mar. 6	726	585
Dudley*	Mar. 20	2,030	1,886
Dunstable*	Mar. 6	228	182
Duxbury*	Mar. 11	1,378	735
East Bridgewater*	Mar. 11	2,001	1,332
East Brookfield	Mar. 6	493	224
East Longmeadow*	Feb. 13	1,670	1,131
Eastham*	Feb. 7	393	251
Edgartown	Feb. 14	806	577
Egremont*	Feb. 6	349	247
Essex*	Mar. 13	978	518
Franklin*	Feb. 14	3,556	2,473
Gay Head	Mar. 18	99	63
Georgetown*	Mar. 13	1,215	791
Goshen	Feb. 13	143	61
Gosnold	Mar. 13	74	34
Granby*	Feb. 20	517	355
Granville*	Feb. 14	382	265
Hadley*	Feb. 6	1,050	775
Halifax	Mar. 11	447	344
Hamilton*	Mar. 14	1,286	1,026
Hampden*	Feb. 6	549	359
Hancock*	Feb. 6	216	178
Hanover*	Mar. 13	1,459	704
Hanson*	Mar. 11	1,330	867
Harvard*	Feb. 6	645	156
Harwich*	Feb. 6	1,524	1,183
Hatfield*	Feb. 20	1,048	689
Hawley	Feb. 6	134	59
Heath	Feb. 6	159	43
Hingham*	Mar. 20	4,202	1,786 <sup>t</sup>
Hinsdale*	Feb. 13	620	483

\*Official ballots used at town elections.



TOWNS	TOWN ELECTIONS, 1939		
	Date of Election	Registered Voters	Persons who voted
Holden*	Feb. 6	1,982	1,655
Holland*	Feb. 13	111	98
Holliston	Mar. 6	1,766	1,218
Hopedale	Mar. 6	1,647	23
Hopkinton*	Mar. 6	1,595	1,207
Hubbardston*	Feb. 6	485	291
Hudson*	Mar. 13	3,968	2,557
Hull*	Mar. 6	1,679	1,345
Huntington*	Feb. 6	727	562
Ipswich*	Mar. 13	3,042	2,042
Kingston*	Mar. 4	1,425	968
Lakeville*	Mar. 6	821	592
Lancaster*	Feb. 13	1,414	648
Lee*	Feb. 13	2,092	1,406
Lenox*	Feb. 6	1,747	1,320
Leverett	Feb. 6	302	52
Leyden*	Mar. 6	151	105
Lincoln*	Mar. 11	1,025	700
Littleton*	Feb. 13	928	210
Lunenburg*	Mar. 4	1,150	747
Manchester*	Feb. 14	1,586	1,428
Mansfield*	Jan. 16	3,406	2,428
Marion	Mar. 7	1,010	799
Marshfield*	Mar. 13	1,521	889
Mashpee*	Mar. 6	239	191
Mattapoissett*	Feb. 7	992	741
Maynard*	Feb. 13	3,379	2,467
Medfield	Mar. 6	1,340	869
Medway*	Feb. 13	1,756	1,423
Mendon*	Mar. 6	694	91
Merrimac*	Mar. 6	1,460	1,007
Middlefield	Feb. 13	148	125
Middleton*	Mar. 20	904	742
Millbury*	Feb. 6	4,070	2,824
Millis*	Feb. 13	1,177	1,015
Millville**	-	-	-
Monroe*	Mar. 6	106	72
Monson*	Feb. 6	2,108	1,282
Monterey*	Feb. 6	183	123
Montgomery	Feb. 6	91	66
Mt. Washington	Feb. 6	39	26
Nahant*	Mar. 18	1,256	1,011
Nantucket*	Feb. 20	1,962	1,480
Needham*	Mar. 13	6,479	3,637
New Ashford	Feb. 6	55	21
New Braintree*	Feb. 6	199	171
New Marlborough*	Mar. 20	531	424
New Salem*	Feb. 6	263	145
Norfolk*	Mar. 6	798	621
North Attleborough*	Mar. 20	5,506	3,412
North Brookfield*	Feb. 13	1,551	1,137
North Reading*	Mar. 6	1,389	1,030
Northborough*	Mar. 6	1,263	989

\*Official ballots used at town elections.

\*\*No town elections (See Acts of 1933, Chap. 341).

## TOWN ELECTIONS, 1939

TOWNS	TOWN ELECTIONS, 1939		
	Date of Election	Registered Voters	Persons who voted
Northfield*	Feb. 6	985	329
Norton*	Mar. 6	1,613	1,075
Norwell	Mar. 11	997	542
Norwood*	Jan. 16	7,579	4,517
Oak Bluffs*	Feb. 15	992	733
Oakham*	Feb. 6	215	27
Orange*	Mar. 6	3,205	1,823
Orleans*	Feb. 7	933	289
Otis*	Feb. 13	244	143
Paxton*	Feb. 6	407	289
Pembroke*	Mar. 11	936	697
Peru*	Mar. 20	93	77
Petersham*	Mar. 6	488	159
Phillipston*	Feb. 6	249	186
Plainfield	Mar. 6	156	79
Plainville*	Mar. 6	907	146
Plymouth*	Mar. 4	6,642	3,890
Plympton*	Mar. 4	321	262
Princeton	Feb. 6	398	235
Provincetown*	Feb. 13	2,183	1,473
Reading*	Mar. 6	5,935	2,225
Rehoboth*	Mar. 6	1,355	1,014
Richmond*	Feb. 6	349	177
Rochester	Mar. 6	536	310
Rowe	Feb. 6	133	74
Rowley*	Mar. 13	869	620
Russell*	Mar. 6	636	500
Rutland*	Feb. 6	777	222
Salisbury*	Mar. 14	1,648	1,370
Sandisfield*	Feb. 13	227	163
Sandwich*	Mar. 6	930	701
Savoy	Feb. 6	172	152
Scituate*	Mar. 13	2,845	1,873
Sharon*	Mar. 6	2,072	1,474
Sheffield*	Mar. 6	809	526
Shelburne*	Feb. 6	977	662
Sherborn*	Mar. 6	594	351
Shutesbury*	Feb. 6	116	68
Southampton	Feb. 13	487	218
Southbridge*	Mar. 6	8,171	5,478
Southwick*	Mar. 20	690	487
Spencer*	Mar. 6	3,396	2,323
Sterling*	Feb. 6	982	539
Stockbridge*	Feb. 13	1,057	712
Stoneham*	Mar. 6	5,746	3,918
Stoughton*	Feb. 20	4,572	1,989
Stow*	Feb. 13	630	149
Sturbridge*	Mar. 6	1,021	764
Sudbury*	Mar. 6	944	644
Sunderland*	Feb. 6	442	77
Tewksbury*	Feb. 1	1,636	1,062
Tisbury*	Feb. 16	1,041	806
Tolland*	Feb. 6	71	21
Topsfield*	Mar. 7	642	484

\*Official ballots used at town elections.

TOWNS	TOWN ELECTIONS, 1939		
	Date of Election	Registered Voters	Persons who voted
Townsend*	Mar. 6	1,134	519
Tyngsborough*	Feb. 6	899	689
Tyringham	Feb. 13	136	97
Upton*	Feb. 6	1,207	967
Wales*	Feb. 6	247	212
Ware*	Feb. 6	4,146	3,421
Warwick	Feb. 13	229	133
Washington*	Feb. 13	139	80
Webster*	Mar. 6	7,090	5,867
Wellfleet*	Feb. 14	627	445
Wendell*	Mar. 6	208	184
Wenham*	Mar. 6	763	554
West Boylston*	Feb. 6	1,072	239
West Bridgewater*	Mar. 6	1,594	758
West Brookfield*	Feb. 13	715	439
West Newbury*	Mar. 6	852	731
West Stockbridge*	Feb. 6	618	491
West Tisbury	Feb. 6	158	50
Westborough*	Mar. 6	2,554	1,435
Westhampton	Mar. 6	184	54
Westminster*	Mar. 6	765	455
Weston*	Mar. 27	2,176	198
Whately*	Feb. 6	509	333
Whitman*	Mar. 11	4,797	3,346
Williamstown*	Feb. 6	2,326	1,345
Wilmington*	Mar. 6	2,214	1,621
Winchendon*	Mar. 6	2,854	1,930
Windsor*	Feb. 6	182	102
Worthington*	Feb. 6	281	175
Wrentham*	Mar. 6	1,424	725

\*Official ballots used at town elections.

### RECAPITULATION

CITY AND TOWN ELECTIONS, 1939	Registered Voters	Persons who voted
Total . . . . .	1,936,759	1,299,459
32 cities <sup>1</sup> . . . . .	1,216,582	846,213
311 towns <sup>2</sup> . . . . .	720,177	453,246

<sup>1</sup>The following cities did not have a city election in 1939: Attleboro, Beverly, Fall River, Melrose, New Bedford, Peabody, Revere.

<sup>2</sup>Under provisions of Acts of 1933, chapter 341, no town election was held in town of Millville.







79 6 100  
OCT 9 '82

