

GOVT. DOC.



No. \_\_\_\_\_











2

# Election Statistics


The Commonwealth of Massachusetts

1965

IN ACCORDANCE WITH THE PROVISIONS OF GENERAL LAWS  
(TERCENTENARY EDITION) CHAPTER 54, SECTION 133  
TOGETHER WITH OTHER INFORMATION RELATING TO ELECTIONS

---

COMPILED IN THE OFFICE OF  
**KEVIN H. WHITE**  
Secretary of the Commonwealth



166  
174

## TABLE OF CONTENTS

	PAGE
Letter of transmittal . . . . .	3
The "Corrupt Practices" law, returns under . . . . .	3
Elections, dates of city . . . . .	4
Mayors of cities, names of . . . . .	4
Polling places, number of . . . . .	5
Town Ballot Act . . . . .	5
List of towns voting by precincts at annual town elections . . . . .	5
Dates elections were held in cities, registered voters and number of persons who voted . . . . .	6
Dates elections were held in towns having precincts, registered voters and number of persons who voted . . . . .	34
Dates elections were held in towns having no precincts, registered voters and number of persons who voted . . . . .	49
Recapitulation . . . . .	53
Special State Primary and Election	
<i>Votes for:</i>	
Senator, Third Bristol District . . . . .	54
Senator, Sixth Suffolk District . . . . .	55
Senator, First Worcester District . . . . .	56
Representative, Second Hampden District . . . . .	57
Representative, Seventh Hampden District . . . . .	58
Representative, First Middlesex District . . . . .	59
Representative, Fifth Suffolk District . . . . .	61
Representative, Tenth Suffolk District . . . . .	62
Representative, Fifteenth Worcester District . . . . .	64
Representative, Nineteenth Worcester District . . . . .	65

# The Commonwealth of Massachusetts

OFFICE OF THE SECRETARY, January 19, 1966

*To the Honorable Senate and the House of Representatives:*

I have the honor to submit herewith, in compliance with General Laws (Tercentenary Edition), Chapter 54, section 133, as amended, a report of the number of registered voters at the dates of the last city and town elections, and the total number of persons who voted at each such election in every city and town, and in every voting precinct therein, and the number of votes received by each candidate for nomination and for election for a state office in the year 1965, together with other information relating to elections.

## RETURNS UNDER THE "CORRUPT PRACTICES" LAW

Since the last report Special Elections have been held to fill vacancies in the office of Senator, Third Bristol District (April 13, 1965); Sixth Suffolk District (May 25, 1965); First Worcester District (March 16, 1965); and in the office of Representative in the General Court, Second Hampden District (December 28, 1965); Seventh Hampden District (December 28, 1965); First Middlesex District (May 25, 1965); Fifth Suffolk District (April 20, 1965); Tenth Suffolk District (December 28, 1965); Fifteenth Worcester District (December 28, 1965); and the Nineteenth Worcester District (May 25, 1965).

In compliance with the General Laws (Tercentenary Edition), Chapter 55, as amended, nomination expense returns were received from sixty-two candidates in the ten above mentioned districts, sixteen of whom reported no receipts, and eight reported no receipts or expenses. Total nomination receipts were reported as \$24,060.58; expenditures \$48,123.18; liabilities \$2,912.95.

Election expense returns were received from thirteen candidates, two of whom reported no receipts, and four reported no receipts or expenses. Total election receipts were reported as \$6,526.75; expenditures \$8,897.42; liabilities \$2,005.29.

Total receipts reported by candidates for both nomination and election were \$30,587.33; expenditures \$57,020.60; liabilities \$4,918.24.

The names and addresses of fifteen candidates were submitted to the Attorney General. Twelve candidates filed no returns; three filed irregular returns.

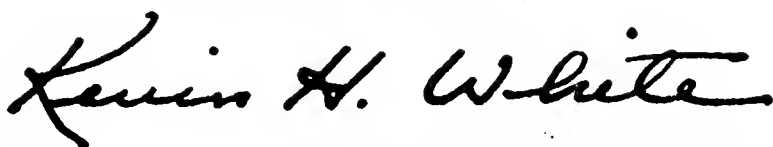
Nomination expense returns were received from forty-eight treasurers of elected committees, of which forty-five reported no receipts or disbursements. The total amounts reported by elected committees were \$116.50 receipts or contributions; \$315.76 expenditures or disbursements; no liabilities.

Election expense returns were received from forty treasurers of elected committees, of which thirty-six reported no receipts or disbursements. The total amounts reported by elected committees were \$29.40 receipts or contributions; \$384.40 expenditures or disbursements; no liabilities.

Nomination expense returns were received from five treasurers of non elected political committees. The total amounts reported by non elected committees were \$12,176.00 receipts or contributions; \$11,590.78 expenditures or disbursements; \$681.32 liabilities.

Election expense returns were received from five treasurers of non elected political committees. The total amounts reported by non elected committees were \$16,012.25 receipts or contributions; \$17,825.48 expenditures or disbursements; \$1,284.53 liabilities.

Respectfully submitted,



*Secretary of the Commonwealth*

1965  
 DATES OF CITY ELECTIONS  
*Mayors Elected*

Attleboro . . . . .	Thomas A. Piggott . . . . .	1st Tuesday in November in every odd-numbered year, beginning in 1949.
Beverly . . . . .	Carl V. Joslin . . . . .	Tuesday next following the 1st Monday in November in every odd-numbered year, beginning in 1963.
Boston (Plan A) (Chapter 452, Acts of 1948, as amended)	John F. Collins . . . . .	Tuesday after the 1st Monday in November, in every odd-numbered year, beginning in 1925.
Brockton (Plan B 1962) . . . . .	Alvin Jack Sims . . . . .	1st Tuesday after the 1st Monday in November in each odd-numbered year, beginning in 1947.
Cambridge (Plan E) . . . . .	Daniel J. Hayes, Jr. . . . .	Tuesday next following 1st Monday in November in every odd-numbered year, beginning in 1941.
Chelsea . . . . .	John J. Slater, Jr. . . . .	Tuesday next following 1st Monday in November in every odd-numbered year, beginning in 1947.
Chicopee . . . . .	Richard H. Demers . . . . .	1st Tuesday after the 1st Monday in November in every odd-numbered year, beginning in 1943.
Everett . . . . .	James R. Plunkett . . . . .	Tuesday next after 1st Monday in November in each odd-numbered year, beginning in 1931.
Fall River (Plan A) . . . . .	Roland G. Desmarais . . . . .	Tuesday next following 1st Monday in November in each odd-numbered year, beginning in 1945.
Fitchburg (Plan B) . . . . .	George J. Bourque . . . . .	Tuesday next following 1st Monday in November in each odd-numbered year, beginning in 1929.
Gardner . . . . .	Cyrille P. Landry . . . . .	Tuesday next following 1st Monday in November in every odd-numbered year, beginning in 1937.
Gloucester (Plan E) (No P.R.) (Chapter 234, Acts of 1952)	Donald H. Lowe . . . . .	Tuesday next following 1st Monday in November in every odd-numbered year, beginning in 1953.
Haverhill (Plan D) . . . . .	Paul I. Chase . . . . .	Tuesday next following 1st Monday in November in every odd-numbered year, beginning in 1947.
Holyoke . . . . .	Daniel F. Dibble . . . . .	1st Tuesday after the 1st Monday in November in each odd-numbered year, beginning in 1947.
Lawrence . . . . .	Daniel P. Kiley . . . . .	Tuesday next following 1st Monday of November in each odd-numbered year, beginning in 1957.
Leominster . . . . .	Ralph W. Crossman . . . . .	Tuesday next following 1st Monday in November in each odd-numbered year, beginning in 1937.
Lowell (Plan E) No P.R. . . . .	Edward J. Early, Jr. . . . .	Tuesday next following 1st Monday in November in each odd-numbered year, beginning in 1929.
Lynn . . . . .	Irving E. Kane . . . . .	Tuesday next after 1st Monday in November in every odd-numbered year, beginning in 1925.
Malden (Chapter 374, Acts of 1959)	Walter J. Kelliher . . . . .	1st Tuesday after 1st Monday in November, in each odd-numbered year, beginning in 1953.
Marlborough (Plan B) . . . . .	Frank D. Walker . . . . .	1st Tuesday in November in every odd-numbered year, beginning in 1933.
Medford (Plan E) No P.R. . . . .	John J. McGlynn . . . . .	Tuesday next following 1st Monday in November in every odd-numbered year, beginning in 1931.
Melrose . . . . .	Paul S. Vaitses, Jr. . . . .	Tuesday next following 1st Monday in November in every odd-numbered year, beginning in 1947.
New Bedford (Plan B) . . . . .	Edward F. Harrington . . . . .	Tuesday after the 1st Monday in November in each odd-numbered year, beginning in 1949.
Newburyport (Plan B) . . . . .	George H. Lawler, Jr. . . . .	Tuesday next following the 1st Monday in November in every odd-numbered year, beginning in 1951.
Newton . . . . .	Monte G. Basbas . . . . .	Tuesday next after the 1st Monday in November in each odd-numbered year, beginning in 1939.
North Adams (Plan B) . . . . .	Francis C. Florini . . . . .	1st Tuesday after the 1st Monday of November in every odd-numbered year, beginning in 1949.

Northampton . . . . .	Wallace J. Puchalski . . . . .	Tuesday next after the 1st Monday in November in every odd-numbered year, beginning in 1947.
Peabody . . . . .	Edward T. Meaney . . . . .	Tuesday next following the 1st Monday in November in every odd-numbered year, beginning in 1947.
Pittsfield . . . . .	Remo Del Gallo . . . . .	1st Tuesday after the 1st Monday in November in every odd-numbered year, beginning in 1931.
Quincy (Plan A) . . . . .	James R. McIntyre . . . . .	Tuesday next following the 1st Monday in November in every odd-numbered year, beginning in 1945.
Revere (Plan B) . . . . .	George V. Colella . . . . .	Tuesday next following the 1st Monday in November, in every odd-numbered year, beginning in 1949.
Salem (Plan B) . . . . .	Francis X. Collins . . . . .	Tuesday next following the 1st Monday in November in each odd-numbered year, beginning in 1951.
Somerville . . . . .	Lawrence F. Bretta . . . . .	Tuesday after the 1st Monday in November in every odd-numbered year, beginning in 1925.
Springfield (Plan A 1962) . . . . .	Charles V. Ryan, Jr. . . . .	Tuesday after the 1st Monday in November in every odd-numbered year, beginning in 1925.
Taunton . . . . .	Benjamin A. Friedman . . . . .	Tuesday following the 1st Monday in November in every odd-numbered year, beginning in 1949.
Waltham (Plan B) . . . . .	Richard F. Dacey . . . . .	Tuesday next after the 1st Monday in November in each odd-numbered year, beginning in 1927.
Westfield . . . . .	Harold J. Martin . . . . .	Tuesday following the 1st Monday in November in every odd-numbered year, beginning in 1937.
Woburn . . . . .	Edward F. Gill . . . . .	1st Tuesday after the 1st Monday in November in every odd-numbered year, beginning in 1949.
Worcester (Plan E) No P.R. . . . .	George A. Wells — 1966 . . . . . Joseph C. Casdin — 1967 . . . . .	Tuesday next following the 1st Monday in November in each odd-numbered year, beginning in 1927.

NUMBER OF POLLING PLACES, 1965

*Town elections:* 724, viz., 198 towns, 1 each; 114 towns divided into voting precincts, 526.

*City elections:* 39 cities, 1,309.

TOWN BALLOT ACT

The provisions of law by which ballots for town officers are provided at the expense of the town, have been accepted by 311 towns, wherein the method of nomination and electing town officers is similar to that for state officers.

PRECINCT VOTING IN TOWNS AT ANNUAL TOWN ELECTIONS

Abington	Dedham	Marblehead	Southborough
Acton	Deerfield	Medway	Southbridge
Acushnet	Dennis	Methuen	Stoughton
Adams	Dighton	Middleborough	Sutton
Agawam	Dracut	Milford	Swampscott
Amesbury	East Longmeadow	Millbury	Swansea
Amherst	Easthampton	Milton	Templeton
Andover	Easton	Montague	Tewksbury
Arlington	Erving	Natick	Uxbridge
Ashburnham	Fairhaven	Needham	Wakefield
Ashland	Falmouth	Newbury	Walpole
Athol	Florida	North Andover	Wareham
Auburn	Foxborough	Northborough	Warren
Barnstable	Framingham	Northbridge	Watertown
Barre	Freetown	Oxford	Wayland
Belchertown	Gill	Palmer	Wellesley
Bellingham	Grafton	Pepperell	West Springfield
Belmont	Great Barrington	Plymouth	Westford
Billerica	Greenfield	Randolph	Weston
Blackstone	Groveland	Raynham	Westport
Boxford	Hardwick	Reading	Westwood
Braintree	Holbrook	Rockland	Weymouth
Brookline	Ipswich	Rockport	Wilbraham
Burlington	Lanesborough	Royalston	Williamsburg
Chelmsford	Leicester	Saugus	Winchester
Clarksburg	Lexington	Seekonk	Winthrop
Concord	Longmeadow	Shrewsbury	Yarmouth
Danvers	Ludlow	Somerset	
Dartmouth	Lynnfield	South Hadley	

## NUMBER OF REGISTERED VOTERS AND PERSONS WHO VOTED AT ELECTIONS

CITIES, WARDS AND VOTING PRECINCTS				CITY ELECTIONS, 1965		
				Date of Election	Registered Voters	Persons who voted
<b>Attleboro</b>				Nov. 2	13,579	10,767
Ward 1	Precinct A			—	2,107	1,712
1	B			—	1,222	993
2				—	1,895	1,566
3				—	2,266	1,791
4				—	2,235	1,719
5				—	1,580	1,165
6	Precinct A			—	893	692
6	B			—	1,381	1,129
<b>Beverly</b>				Nov. 2	19,115	13,928
Ward 1	Precinct 1			—	1,191	871
1	2			—	942	753
1	3			—	1,327	954
2	1			—	1,200	769
2	2			—	1,614	1,109
3				—	1,422	1,075
4	Precinct 1			—	898	666
4	2			—	1,838	1,377
4	3			—	1,363	1,054
5	1			—	1,648	1,239
5	2			—	1,775	1,327
5	3			—	1,847	1,205
6	1			—	1,165	863
6	2			—	885	666
<b>Boston</b>				Nov. 2	299,194	144,285
Ward 1				—	19,318	7,740
1	Precinct 1			—	1,394	550
1	2			—	1,245	560
1	3			—	1,519	492
1	4			—	1,027	409
1	5			—	1,519	597
1	6			—	1,342	539
1	7			—	1,393	513
1	8			—	1,351	486
1	9			—	1,293	517
1	10			—	1,481	611
1	11			—	1,681	727
1	12			—	1,568	703
1	13			—	1,586	640
1	14			—	919	396
<b>Ward 2</b>				Nov. 2	8,517	4,487
2	Precinct 1			—	1,038	558
2	2			—	1,089	532
2	3			—	1,451	824
2	4			—	1,363	716
2	5			—	1,324	715
2	6			—	1,224	621
2	7			—	1,028	521



CITIES, WARDS AND VOTING PRECINCTS				CITY ELECTIONS, 1965		
				Date of Election	Registered Voters	Persons who voted
<b>Boston — Con.</b>						
Ward 3	.	.	.	Nov. 2	<b>9,042</b>	<b>4,708</b>
3	Precinct 1	.	.	—	1,339	698
3	2	.	.	—	1,363	809
3	3	.	.	—	1,284	740
3	4	.	.	—	1,393	800
3	5	.	.	—	792	323
3	6	.	.	—	1,133	549
3	7	.	.	—	88	38
3	8	.	.	—	426	178
3	9	.	.	—	1,224	573
Ward 4	.	.	.	Nov. 2	<b>9,510</b>	<b>4,595</b>
4	Precinct 1	.	.	—	999	469
4	2	.	.	—	630	295
4	3	.	.	—	781	436
4	4	.	.	—	860	512
4	5	.	.	—	1,263	621
4	6	.	.	—	1,057	534
4	7	.	.	—	1,059	440
4	8	.	.	—	1,088	509
4	9	.	.	—	1,109	517
4	10	.	.	—	664	262
Ward 5	.	.	.	Nov. 2	<b>12,492</b>	<b>6,173</b>
5	Precinct 1	.	.	—	476	234
5	2	.	.	—	768	412
5	3	.	.	—	1,303	708
5	4	.	.	—	1,196	608
5	5	.	.	—	1,399	795
5	6	.	.	—	1,085	554
5	7	.	.	—	1,301	595
5	8	.	.	—	1,262	563
5	9	.	.	—	1,238	507
5	10	.	.	—	834	408
5	11	.	.	—	846	407
5	12	.	.	—	784	382
Ward 6	.	.	.	Nov. 2	<b>10,017</b>	<b>4,898</b>
6	Precinct 1	.	.	—	1,019	425
6	2	.	.	—	1,086	532
6	3	.	.	—	1,009	488
6	4	.	.	—	1,010	488
6	5	.	.	—	997	470
6	6	.	.	—	1,207	604
6	7	.	.	—	1,229	611
6	8	.	.	—	1,150	568
6	9	.	.	—	1,310	712
Ward 7	.	.	.	Nov. 2	<b>13,196</b>	<b>6,798</b>
7	Precinct 1	.	.	—	1,358	785
7	2	.	.	—	1,462	754
7	3	.	.	—	1,577	852

CITIES, WARDS AND VOTING PRECINCTS				CITY ELECTIONS, 1965		
				Date of Election	Registered Voters	Persons who voted
<b>Boston — Con.</b>						
Ward 7	Precinct 4	.	.	Nov. 2	1,348	651
	7	5	.	—	1,077	583
	7	6	.	—	1,282	640
	7	7	.	—	1,478	781
	7	8	.	—	1,076	477
	7	9	.	—	1,271	659
	7	10	.	—	1,267	616
Ward 8	.	.	.	Nov. 2	<b>6,283</b>	<b>3,123</b>
	Precinct 1	.	.	—	844	526
	2	.	.	—	769	308
	3	.	.	—	305	109
	4	.	.	—	778	437
	5	.	.	—	797	477
	6	.	.	—	520	194
	7	.	.	—	840	434
	8	.	.	—	884	396
	9	.	.	—	546	242
Ward 9	.	.	.	Nov. 2	<b>5,686</b>	<b>3,318</b>
	Precinct 1	.	.	—	680	330
	2	.	.	—	839	486
	3	.	.	—	659	416
	4	.	.	—	776	558
	5	.	.	—	879	577
	6	.	.	—	311	166
	7	.	.	—	463	249
	8	.	.	—	471	249
	9	.	.	—	608	287
Ward 10	.	.	.	Nov. 2	<b>10,189</b>	<b>4,846</b>
	Precinct 1	.	.	—	1,064	541
	2	.	.	—	964	496
	3	.	.	—	1,131	605
	4	.	.	—	935	400
	5	.	.	—	1,063	533
	6	.	.	—	1,062	465
	7	.	.	—	1,523	690
	8	.	.	—	1,082	450
	9	.	.	—	1,365	666
Ward 11	.	.	.	Nov. 2	<b>9,706</b>	<b>4,619</b>
	Precinct 1	.	.	—	903	407
	2	.	.	—	621	317
	3	.	.	—	740	446
	4	.	.	—	1,057	459
	5	.	.	—	1,014	419
	6	.	.	—	845	394
	7	.	.	—	1,138	547
	8	.	.	—	1,272	533
	9	.	.	—	881	458
	10	.	.	—	1,235	639

CITIES, WARDS AND VOTING PRECINCTS				CITY ELECTIONS, 1965		
				Date of Election	Registered Voters	Persons who voted
<b>Boston — Con.</b>						
Ward 12	.	.	.	Nov. 2	9,428	6,060
12	Precinct 1	.	.	—	523	322
12	2	.	.	—	461	284
12	3	.	.	—	742	535
12	4	.	.	—	973	595
12	5	.	.	—	347	266
12	6	.	.	—	817	545
12	7	.	.	—	968	654
12	8	.	.	—	877	589
12	9	.	.	—	956	665
12	10	.	.	—	793	506
12	11	.	.	—	1,088	660
12	12	.	.	—	883	439
Ward 13	.	.	.	Nov. 2	11,716	5,875
13	Precinct 1	.	.	—	593	296
13	2	.	.	—	660	282
13	3	.	.	—	665	369
13	4	.	.	—	814	399
13	5	.	.	—	879	409
13	6	.	.	—	1,317	652
13	7	.	.	—	1,162	592
13	8	.	.	—	1,342	633
13	9	.	.	—	1,216	621
13	10	.	.	—	1,621	904
13	11	.	.	—	1,447	718
Ward 14	.	.	.	Nov. 2	18,798	8,163
14	Precinct 1	.	.	—	1,006	624
14	2	.	.	—	855	518
14	3	.	.	—	1,108	586
14	4	.	.	—	1,211	494
14	5	.	.	—	1,202	585
14	6	.	.	—	947	535
14	7	.	.	—	1,045	502
14	8	.	.	—	853	407
14	9	.	.	—	1,413	655
14	10	.	.	—	1,532	642
14	11	.	.	—	1,287	458
14	12	.	.	—	1,074	324
14	13	.	.	—	1,214	429
14	14	.	.	—	1,498	481
14	15	.	.	—	1,516	531
14	16	.	.	—	1,037	392
Ward 15	.	.	.	Nov. 2	10,608	5,043
15	Precinct 1	.	.	—	1,601	776
15	2	.	.	—	1,188	634
15	3	.	.	—	777	367
15	4	.	.	—	875	391
15	5	.	.	—	693	324
15	6	.	.	—	826	400
15	7	.	.	—	1,154	557

CITIES, WARDS AND VOTING PRECINCTS					CITY ELECTIONS, 1965		
					Date of Election	Registered Voters	Persons who voted
<b>Boston — Con.</b>							
Ward 15	Precinct 8	.	.	.	Nov. 2	861	388
15	9	.	.	.	—	1,022	488
15	10	.	.	.	—	942	433
15	11	.	.	.	—	669	285
Ward 16	.	.	.	.	Nov. 2	<b>16,259</b>	<b>8,628</b>
16	Precinct 1	.	.	.	—	1,171	636
16	2	.	.	.	—	799	386
16	3	.	.	.	—	1,302	699
16	4	.	.	.	—	1,518	777
16	5	.	.	.	—	1,445	711
16	6	.	.	.	—	1,764	820
16	7	.	.	.	—	1,367	803
16	8	.	.	.	—	1,277	714
16	9	.	.	.	—	1,712	938
16	10	.	.	.	—	1,238	560
16	11	.	.	.	—	1,549	859
16	12	.	.	.	—	1,117	725
Ward 17	.	.	.	.	Nov. 2	<b>15,556</b>	<b>7,666</b>
17	Precinct 1	.	.	.	—	1,122	499
17	2	.	.	.	—	814	451
17	3	.	.	.	—	923	379
17	4	.	.	.	—	835	435
17	5	.	.	.	—	766	285
17	6	.	.	.	—	1,222	688
17	7	.	.	.	—	846	346
17	8	.	.	.	—	1,279	530
17	9	.	.	.	—	845	400
17	10	.	.	.	—	1,597	658
17	11	.	.	.	—	916	532
17	12	.	.	.	—	958	535
17	13	.	.	.	—	842	475
17	14	.	.	.	—	971	533
17	15	.	.	.	—	886	506
17	16	.	.	.	—	734	414
Ward 18	.	.	.	.	Nov. 2	<b>29,787</b>	<b>13,889</b>
18	Precinct 1	.	.	.	—	1,900	928
18	2	.	.	.	—	2,098	858
18	3	.	.	.	—	1,751	651
18	4	.	.	.	—	877	442
18	5	.	.	.	—	1,308	594
18	6	.	.	.	—	1,465	709
18	7	.	.	.	—	1,027	506
18	8	.	.	.	—	1,648	805
18	9	.	.	.	—	2,445	1,199
18	10	.	.	.	—	840	342
18	11	.	.	.	—	1,675	792
18	12	.	.	.	—	1,360	699
18	13	.	.	.	—	799	366

CITIES, WARDS AND VOTING PRECINCTS				CITY ELECTIONS, 1965		
				Date of Election	Registered Voters	Persons who voted
<b>Boston — Con.</b>						
Ward 18	Precinct 14	.	.	Nov. 2	826	373
	15	.	.	—	1,102	457
	16	.	.	—	1,288	741
	17	.	.	—	1,524	792
	18	.	.	—	1,435	580
	19	.	.	—	1,546	652
	20	.	.	—	1,371	713
	21	.	.	—	1,502	690
Ward 19	.	.	.	Nov. 2	15,233	7,530
19	Precinct 1	.	.	—	1,084	469
	2	.	.	—	1,620	898
	3	.	.	—	828	461
	4	.	.	—	1,282	529
	5	.	.	—	1,022	472
	6	.	.	—	669	315
	7	.	.	—	732	299
	8	.	.	—	871	482
	9	.	.	—	730	400
	10	.	.	—	718	321
	11	.	.	—	978	522
	12	.	.	—	1,117	606
	13	.	.	—	907	429
	14	.	.	—	676	356
	15	.	.	—	822	390
	16	.	.	—	1,177	581
Ward 20	.	.	.	Nov. 2	25,524	13,722
20	Precinct 1	.	.	—	1,391	721
	2	.	.	—	713	266
	3	.	.	—	758	373
	4	.	.	—	1,241	609
	5	.	.	—	1,429	732
	6	.	.	—	1,431	826
	7	.	.	—	1,141	648
	8	.	.	—	1,174	584
	9	.	.	—	1,434	685
	10	.	.	—	1,415	755
	11	.	.	—	872	510
	12	.	.	—	1,040	606
	13	.	.	—	1,030	604
	14	.	.	—	1,068	697
	15	.	.	—	2,066	1,026
	16	.	.	—	1,775	891
	17	.	.	—	1,739	1,024
	18	.	.	—	1,050	623
	19	.	.	—	1,165	674
	20	.	.	—	1,592	868
Ward 21	.	.	.	Nov. 2	17,196	6,023
21	Precinct 1	.	.	—	822	252
	2	.	.	—	374	135

CITIES, WARDS AND VOTING PRECINCTS					CITY ELECTIONS, 1965		
					Date of Election	Registered Voters	Persons who voted
<b>Boston — Con.</b>							
Ward 21	Precinct 3	.	.	.	Nov. 2	1,026	299
	4	.	.	.	—	945	311
	5	.	.	.	—	1,106	346
	6	.	.	.	—	913	338
	7	.	.	.	—	1,121	388
	8	.	.	.	—	1,289	388
	9	.	.	.	—	1,539	513
	10	.	.	.	—	1,369	594
	11	.	.	.	—	1,517	551
	12	.	.	.	—	1,130	385
	13	.	.	.	—	1,185	466
	14	.	.	.	—	769	229
	15	.	.	.	—	1,085	403
	16	.	.	.	—	1,006	425
Ward 22	.	.	.	.	Nov. 2	<b>15,133</b>	<b>6,381</b>
	Precinct 1	.	.	.	—	596	277
	2	.	.	.	—	729	248
	3	.	.	.	—	668	238
	4	.	.	.	—	739	290
	5	.	.	.	—	756	281
	6	.	.	.	—	797	309
	7	.	.	.	—	802	382
	8	.	.	.	—	790	303
	9	.	.	.	—	1,345	507
	10	.	.	.	—	2,011	816
	11	.	.	.	—	951	386
	12	.	.	.	—	1,232	558
	13	.	.	.	—	882	466
	14	.	.	.	—	1,052	497
	15	.	.	.	—	822	327
	16	.	.	.	—	961	496
<b>Brockton</b>					Nov. 2	<b>38,503</b>	<b>27,612</b>
Ward 1	Precinct A	.	.	.	—	1,133	720
	B	.	.	.	—	1,107	773
	C	.	.	.	—	1,294	1,035
	D	.	.	.	—	1,301	1,021
	E	.	.	.	—	1,751	1,346
	A	.	.	.	—	727	453
	B	.	.	.	—	849	593
	C	.	.	.	—	889	649
	D	.	.	.	—	1,170	927
	A	.	.	.	—	1,130	780
	B	.	.	.	—	1,134	882
	C	.	.	.	—	1,483	1,169
	D	.	.	.	—	1,526	1,163
	E	.	.	.	—	1,629	1,252
	A	.	.	.	—	921	637
	B	.	.	.	—	1,073	761

CITIES, WARDS AND VOTING PRECINCTS				CITY ELECTIONS, 1965		
				Date of Election	Registered Voters	Persons who voted
<b>Brockton — Con.</b>						
Ward	4	Precinct	C . . . . .	Nov. 2	1,163	901
	5		A . . . . .	—	1,241	825
	5		B . . . . .	—	1,222	939
	5		C . . . . .	—	1,065	771
	5		D . . . . .	—	1,342	955
	6		A . . . . .	—	1,251	809
	6		B . . . . .	—	1,603	990
	6		C . . . . .	—	1,473	1,049
	6		D . . . . .	—	1,596	1,077
	6		E . . . . .	—	1,404	921
	7		A . . . . .	—	1,186	708
	7		B . . . . .	—	1,173	854
	7		C . . . . .	—	1,205	847
	7		D . . . . .	—	1,190	794
	7		E . . . . .	—	1,272	1,011
<b>Cambridge</b>						
Ward	1	Precinct	1 . . . . .	Nov. 2	46,306	31,830
	1		2 . . . . .	—	893	643
	1		3 . . . . .	—	1,024	764
	1		4 . . . . .	—	870	595
	1		5 . . . . .	—	952	808
	2		1 . . . . .	—	1,119	770
	2		2 . . . . .	—	724	577
	2		3 . . . . .	—	781	561
	2		4 . . . . .	—	1,085	704
	2		5 . . . . .	—	692	459
	3		1 . . . . .	—	567	335
	3		2 . . . . .	—	902	527
	3		3 . . . . .	—	651	481
	3		4 . . . . .	—	745	498
	3		5 . . . . .	—	635	461
	4		1 . . . . .	—	734	535
	4		2 . . . . .	—	852	557
	4		3 . . . . .	—	667	403
	4		4 . . . . .	—	720	431
	4		5 . . . . .	—	808	484
	5		1 . . . . .	—	910	555
	5		2 . . . . .	—	822	501
	5		3 . . . . .	—	802	522
	5		4 . . . . .	—	801	519
	5		5 . . . . .	—	747	497
	6		1 . . . . .	—	986	586
	6		2 . . . . .	—	787	438
	6		3 . . . . .	—	927	568
	6		4 . . . . .	—	789	439
	6		5 . . . . .	—	647	450
	7		1 . . . . .	—	1,045	687
	7		2 . . . . .	—	740	466
	7		3 . . . . .	—	768	513
	7			—	869	587

CITIES, WARDS AND VOTING PRECINCTS					CITY ELECTIONS, 1965				
					Date of Election	Registered Voters	Persons who voted		
<b>Cambridge — Con.</b>									
Ward	7	Precinct	4	.	.	.	Nov. 2	1,040	736
	7		5	.	.	.	—	864	561
	8		1	.	.	.	—	1,003	709
	8		2	.	.	.	—	774	567
	8		3	.	.	.	—	929	662
	8		4	.	.	.	—	747	498
	8		5	.	.	.	—	1,214	805
	9		1	.	.	.	—	877	674
	9		2	.	.	.	—	758	566
	9		3	.	.	.	—	684	512
	9		4	.	.	.	—	741	525
	9		5	.	.	.	—	1,225	881
	10		1	.	.	.	—	645	463
	10		2	.	.	.	—	655	390
	10		3	.	.	.	—	781	564
	10		4	.	.	.	—	885	638
	10		5	.	.	.	—	1,029	742
	11		1	.	.	.	—	808	604
	11		2	.	.	.	—	853	652
	11		3	.	.	.	—	1,197	882
	11		4	.	.	.	—	846	631
	11		5	.	.	.	—	690	647
<b>Chelsea</b>							Nov. 2	<b>16,609</b>	<b>11,260</b>
Ward	1	Precinct	1	.	.	.	—	999	709
	1		2	.	.	.	—	1,665	1,175
	2		1	.	.	.	—	808	481
	2		2	.	.	.	—	947	509
	3		1	.	.	.	—	1,567	1,060
	3		2	.	.	.	—	1,198	789
	3		3	.	.	.	—	1,506	1,010
	4		1	.	.	.	—	535	340
	4		2	.	.	.	—	1,752	1,247
	5		1	.	.	.	—	2,381	1,574
	5		2	.	.	.	—	1,784	1,307
	5		3	.	.	.	—	1,467	1,059
<b>Chicopee</b>							Nov. 2	<b>27,639</b>	<b>22,986</b>
Ward	1	Precinct		.	.	.	—	804	699
	2	A		.	.	.	—	1,200	1,003
	2	B		.	.	.	—	1,093	932
	3	A		.	.	.	—	1,089	905
	3	B		.	.	.	—	1,514	1,321
	4	A		.	.	.	—	1,224	1,016
	4	B		.	.	.	—	1,253	1,031
	4	C		.	.	.	—	1,723	1,482
	5	A		.	.	.	—	814	629
	5	B		.	.	.	—	1,936	1,585
	5	C		.	.	.	—	1,060	864
	6	A		.	.	.	—	1,000	817
	6	B		.	.	.	—	1,361	1,106



CITIES, WARDS AND VOTING PRECINCTS				CITY ELECTIONS, 1965		
				Date of Election	Registered Voters	Persons who voted
<b>Chicopee — Con.</b>						
Ward	7	Precinct	A . . . . .	Nov. 2	2,294	1,827
	7		B . . . . .	—	1,064	887
	7		C . . . . .	—	1,369	1,160
	7		D . . . . .	—	1,124	947
	8		A . . . . .	—	1,294	1,095
	8		B . . . . .	—	1,908	1,627
	9		A . . . . .	—	2,347	1,899
	9		B . . . . .	—	168	154
<b>Everett</b>	.	.	.	Nov. 2	<b>24,179</b>	<b>19,613</b>
Ward	1	.	.	—	1,079	891
	2	Precinct	1 . . . . .	—	1,648	1,303
	2		2 . . . . .	—	1,703	1,381
	2		3 . . . . .	—	1,615	1,297
	2		4 . . . . .	—	1,643	1,299
	3		1 . . . . .	—	2,220	1,894
	3		2 . . . . .	—	1,354	1,109
	3		3 . . . . .	—	1,560	1,230
	3		4 . . . . .	—	1,115	880
	3		5 . . . . .	—	1,120	890
	4		1 . . . . .	—	1,280	1,033
	4		2 . . . . .	—	904	724
	4		3 . . . . .	—	1,362	1,099
	5		1 . . . . .	—	997	849
	5		2 . . . . .	—	1,097	925
	6		1 . . . . .	—	1,094	876
	6		2 . . . . .	—	1,016	843
	6		3 . . . . .	—	1,372	1,090
<b>Fall River</b>	.	.	.	Nov. 2	<b>51,146</b>	<b>39,169</b>
Ward	1	Precinct	A . . . . .	—	1,271	1,012
	1		B . . . . .	—	1,126	885
	1		C . . . . .	—	796	666
	1		D . . . . .	—	966	754
	1		E . . . . .	—	848	629
	1		F . . . . .	—	974	728
	1		G . . . . .	—	944	727
	1		H . . . . .	—	967	756
	1		I . . . . .	—	954	750
	1		J . . . . .	—	949	729
	1		K . . . . .	—	649	521
	1		L . . . . .	—	846	699
	2		A . . . . .	—	1,283	1,010
	2		B . . . . .	—	1,080	806
	2		C . . . . .	—	829	625
	2		D . . . . .	—	936	710
	2		E . . . . .	—	853	673
	2		F . . . . .	—	1,117	874
	2		G . . . . .	—	1,114	878
	3		A . . . . .	—	746	574
	3		B . . . . .	—	753	609

CITIES, WARDS AND VOTING PRECINCTS					CITY ELECTIONS, 1965		
					Date of Election	Registered Voters	Persons who voted
<b>Fall River — Con.</b>							
Ward	3	Precinct	C	.	Nov. 2	293	205
	3		D	.	—	812	627
	4		A	.	—	529	378
	4		B	.	—	758	540
	4		C	.	—	637	480
	4		D	.	—	787	585
	4		E	.	—	774	596
	4		F	.	—	755	550
	5		A	.	—	683	560
	5		B	.	—	695	501
	5		C	.	—	640	434
	5		D	.	—	646	520
	6		A	.	—	992	792
	6		B	.	—	861	680
	6		C	.	—	681	484
	6		D	.	—	766	605
	6		E	.	—	886	702
	6		F	.	—	816	666
	6		G	.	—	924	767
	6		H	.	—	750	576
	7		A	.	—	698	503
	7		B	.	—	658	490
	7		C	.	—	621	416
	8		A	.	—	702	457
	8		B	.	—	888	646
	8		C	.	—	727	575
	8		D	.	—	1,136	905
	8		E	.	—	1,056	796
	8		F	.	—	1,122	867
	8		G	.	—	1,354	1,016
	8		H	.	—	966	718
	9		A	.	—	720	563
	9		B	.	—	966	781
	9		C	.	—	994	743
	9		D	.	—	928	678
	9		E	.	—	1,014	753
	9		F	.	—	1,234	870
	9		G	.	—	676	529
<b>Fitchburg</b>					Nov. 2	<b>21,455</b>	<b>16,448</b>
Ward	1	Precinct	A	.	—	1,296	966
	1		B	.	—	1,064	810
	1		C	.	—	1,230	1,015
	1		D	.	—	870	676
	2		A	.	—	938	698
	2		B	.	—	1,389	1,124
	2		C	.	—	740	566
	2		D	.	—	2,085	1,722
	2		E	.	—	781	624
	3		A	.	—	774	612
	3		B	.	—	1,079	801

CITIES, WARDS AND VOTING PRECINCTS				CITY ELECTIONS, 1965		
				Date of Election	Registered Voters	Persons who voted
<b>Fitchburg — Con.</b>						
Ward 3	Precinct C	.	.	Nov. 2	1,111	906
4	A	.	.	—	1,192	907
4	B	.	.	—	1,148	845
5	A	.	.	—	1,084	787
5	B	.	.	—	692	478
6	A	.	.	—	1,195	875
6	B	.	.	—	1,238	915
6	C	.	.	—	1,549	1,121
<b>Gardner</b>				Nov. 2	<b>9,703</b>	<b>7,004</b>
Ward 1	Precinct A	.	.	—	865	688
1	B	.	.	—	818	645
2	A	.	.	—	1,213	918
2	B	.	.	—	1,288	971
3	A	.	.	—	1,017	692
3	B	.	.	—	967	703
4	A	.	.	—	698	437
4	B	.	.	—	660	428
5	A	.	.	—	810	585
5	B	.	.	—	1,367	937
<b>Gloucester</b>				Nov. 2	<b>13,777</b>	<b>9,157</b>
Ward 1	Precinct 1	.	.	—	1,621	1,098
2	1	.	.	—	968	603
2	2	.	.	—	1,049	696
3	1	.	.	—	1,202	695
4	1	.	.	—	1,032	570
5	1	.	.	—	1,537	1,014
6	1	.	.	—	1,736	1,205
6	2	.	.	—	1,504	1,047
7	1	.	.	—	998	755
8	1	.	.	—	605	454
8	2	.	.	—	982	650
8	3	.	.	—	543	370
<b>Haverhill</b>				Nov. 2	<b>22,935</b>	<b>14,656</b>
Ward 1	Precinct 1	.	.	—	595	366
2	1	.	.	—	961	524
3	1	.	.	—	571	359
4	1	.	.	—	1,811	1,034
4	2	.	.	—	1,754	1,175
5	1	.	.	—	924	602
5	2	.	.	—	1,757	1,165
5	3	.	.	—	881	582
5	4	.	.	—	1,263	766
5	5	.	.	—	872	483
5	6	.	.	—	1,038	684
6	1	.	.	—	938	531
6	2	.	.	—	875	571
6	3	.	.	—	1,312	908
6	4	.	.	—	1,364	944
6	5	.	.	—	1,164	770

CITIES, WARDS AND VOTING PRECINCTS				CITY ELECTIONS, 1965		
				Date of Election	Registered Voters	Persons who voted
<b>Haverhill — Con.</b>						
Ward	7	Precinct	1 . . . . .	Nov. 2	1,558	987
	7		2 . . . . .	—	1,504	949
	7		3 . . . . .	—	1,793	1,256
<b>Holyoke . . . . .</b>				Nov. 2	<b>27,000</b>	<b>20,523</b>
Ward	1	Precinct	A . . . . .	—	802	627
	1		B . . . . .	—	669	528
	1		C . . . . .	—	654	527
	2		A . . . . .	—	735	582
	2		B . . . . .	—	696	532
	2		C . . . . .	—	599	443
	3		A . . . . .	—	1,300	1,065
	3		B . . . . .	—	906	650
	3		C . . . . .	—	1,525	1,107
	3		D . . . . .	—	1,310	946
	3		E . . . . .	—	1,663	1,281
	4		A . . . . .	—	581	437
	4		B . . . . .	—	617	487
	4		C . . . . .	—	755	587
	4		D . . . . .	—	695	545
	5		A . . . . .	—	554	385
	5		B . . . . .	—	710	527
	5		C . . . . .	—	1,002	769
	5		D . . . . .	—	1,335	957
	6		A . . . . .	—	824	589
	6		B . . . . .	—	818	623
	6		C . . . . .	—	1,042	799
	6		D . . . . .	—	1,193	933
	6		E . . . . .	—	938	729
	7		A . . . . .	—	1,792	1,333
	7		B . . . . .	—	802	628
	7		C . . . . .	—	903	677
	7		D . . . . .	—	594	447
	7		E . . . . .	—	986	783
<b>Lawrence . . . . .</b>				Nov. 2	<b>36,123</b>	<b>30,762</b>
Ward	1	Precinct	1 . . . . .	—	981	764
	1		2 . . . . .	—	703	609
	1		3 . . . . .	—	1,078	915
	1		4 . . . . .	—	1,146	973
	1		5 . . . . .	—	1,107	920
	1		6 . . . . .	—	989	825
	2		1 . . . . .	—	800	663
	2		2 . . . . .	—	953	821
	2		3 . . . . .	—	906	757
	2		4 . . . . .	—	902	739
	2		5 . . . . .	—	974	828
	3		1 . . . . .	—	445	346
	3		2 . . . . .	—	704	522
	3		3 . . . . .	—	719	611
	3		4 . . . . .	—	1,042	874

CITIES, WARDS AND VOTING PRECINCTS				CITY ELECTIONS, 1965		
				Date of Election	Registered Voters	Persons who voted
<b>Lawrence — Con.</b>						
Ward 4	Precinct 1	.	.	Nov. 2	516	433
4	2	.	.	—	840	699
4	3	.	.	—	810	673
4	4	.	.	—	670	548
5	1	.	.	—	1,086	905
5	2	.	.	—	963	816
5	3	.	.	—	1,237	1,024
5	4	.	.	—	755	643
5	5	.	.	—	1,109	943
5	6	.	.	—	1,156	946
5	7	.	.	—	1,121	912
5	8	.	.	—	730	607
6	1	.	.	—	1,155	979
6	2	.	.	—	795	664
6	3	.	.	—	977	866
6	4	.	.	—	1,114	975
6	5	.	.	—	1,210	1,022
6	6	.	.	—	1,367	1,145
6	7	.	.	—	1,326	1,156
6	8	.	.	—	1,763	1,567
6	9	.	.	—	1,134	994
6	10	.	.	—	840	725
<b>Leominster</b>				Nov. 2	14,500	11,036
Ward 1	Precinct A	.	.	—	1,544	1,095
1	B	.	.	—	1,347	1,071
2	A	.	.	—	1,547	1,148
2	B	.	.	—	1,654	1,218
3	A	.	.	—	1,099	823
3	B	.	.	—	1,935	1,561
4	A	.	.	—	1,134	848
4	B	.	.	—	855	646
5	A	.	.	—	1,816	1,365
5	B	.	.	—	1,569	1,261
<b>Lowell</b>				Nov. 2	45,680	32,948
Ward 1	Precinct 1	.	.	—	1,621	1,284
1	2	.	.	—	1,604	1,313
1	3	.	.	—	1,259	883
1	4	.	.	—	1,244	917
2	1	.	.	—	915	589
2	2	.	.	—	1,079	791
2	3	.	.	—	365	263
2	4	.	.	—	848	544
3	1	.	.	—	678	410
3	2	.	.	—	951	607
3	3	.	.	—	789	561
3	4	.	.	—	861	551
3	5	.	.	—	990	649
4	1	.	.	—	886	518
4	2	.	.	—	834	601

CITIES, WARDS AND VOTING PRECINCTS					CITY ELECTIONS, 1965		
					Date of Election	Registered Voters	Persons who voted
<b>Lowell — Con.</b>							
Ward	4	Precinct	3	.	Nov. 2	1,019	781
	4		4	.	—	1,431	1,008
	5		1	.	—	1,192	842
	5		2	.	—	1,101	776
	5		3	.	—	1,019	725
	5		4	.	—	1,431	1,023
	6		1	.	—	1,977	1,446
	6		2	.	—	1,251	1,031
	6		3	.	—	835	659
	6		4	.	—	1,080	797
	7		1	.	—	901	669
	7		2	.	—	1,242	870
	7		3	.	—	1,083	716
	7		4	.	—	519	339
	8		1	.	—	1,080	700
	8		2	.	—	1,152	826
	8		3	.	—	1,774	1,347
	8		4	.	—	1,496	1,069
	9		1	.	—	1,026	709
	9		2	.	—	1,374	1,002
	9		3	.	—	869	653
	10		1	.	—	694	506
	10		2	.	—	716	572
	10		3	.	—	723	509
	10		4	.	—	580	411
	11		1	.	—	810	618
	11		2	.	—	459	334
	11		3	.	—	1,054	728
	11		4	.	—	1,139	801
<b>Lynn</b>					Nov. 2	<b>48,976</b>	<b>34,635</b>
Ward	1	Precinct	1	.	—	1,604	1,210
	1		2	.	—	1,356	1,107
	1		3	.	—	1,402	1,072
	1		4	.	—	1,709	1,335
	2		1	.	—	1,608	1,207
	2		2	.	—	1,416	1,079
	2		3	.	—	1,321	1,014
	2		4	.	—	959	711
	3		1	.	—	1,197	786
	3		2	.	—	1,091	760
	3		3	.	—	1,188	783
	3		4	.	—	1,179	758
	3		5	.	—	938	613
	3		6	.	—	1,003	756
	3		7	.	—	1,021	682
	3		8	.	—	689	484
	3		9	.	—	1,114	744
	3		10	.	—	1,404	1,009
	4		1	.	—	1,380	800
	4		2	.	—	1,008	539
	4		3	.	—	783	505

CITIES, WARDS AND VOTING PRECINCTS					CITY ELECTIONS, 1965		
					Date of Election	Registered Voters	Persons who voted
<b>Lynn — Con.</b>							
Ward	4	Precinct	4	.	Nov. 2	439	243
	4		5	.	—	516	319
	4		6	.	—	750	445
	4		7	.	—	707	502
	4		8	.	—	677	433
	5		1	.	—	715	439
	5		2	.	—	906	606
	5		3	.	—	1,123	747
	5		4	.	—	803	549
	5		5	.	—	1,162	882
	5		6	.	—	1,142	779
	5		7	.	—	806	500
	5		8	.	—	815	511
	6		1	.	—	705	446
	6		2	.	—	633	472
	6		3	.	—	994	747
	6		4	.	—	776	581
	6		5	.	—	983	755
	6		6	.	—	1,443	1,096
	6		7	.	—	854	573
	6		8	.	—	669	516
	6		9	.	—	1,162	871
	7		1	.	—	1,230	965
	7		2	.	—	885	692
	7		3	.	—	1,212	922
	7		4	.	—	1,499	1,090
<b>Malden</b>					Nov. 2	<b>29,311</b>	<b>18,113</b>
Ward	1	Precinct	1	.	—	860	531
	1		2	.	—	1,481	912
	1		3	.	—	1,330	801
	2		1	.	—	1,234	902
	2		2	.	—	1,680	1,206
	3		1	.	—	1,010	527
	3		2	.	—	1,293	811
	3		3	.	—	1,494	925
	3		4	.	—	1,160	658
	4		1	.	—	1,588	851
	4		2	.	—	729	355
	5		1	.	—	1,089	615
	5		2	.	—	1,142	707
	5		3	.	—	1,639	952
	5		4	.	—	1,425	954
	6		1	.	—	1,330	861
	6		2	.	—	1,033	659
	6		3	.	—	996	651

CITIES, WARDS AND VOTING PRECINCTS					CITY ELECTIONS, 1965		
					Date of Election	Registered Voters	Persons who voted
<b>Malden — Con.</b>							
Ward	7	Precinct	1	Nov. 2	1,054	671	
	7		2	—	1,099	667	
	7		3	—	1,164	730	
	8		1	—	1,716	1,101	
	8		2	—	1,765	1,066	
<b>Marlborough</b>					Nov. 2	11,664	8,940
Ward	1			—	1,996	1,474	
	2			—	1,565	1,168	
	3			—	1,414	1,127	
	4			—	1,772	1,457	
	5			—	1,618	1,261	
	6			—	1,568	1,173	
	7			—	1,731	1,280	
<b>Medford</b>					Nov. 2	33,242	18,775
Ward	1	Precinct	1	—	1,159	654	
	1		2	—	1,096	673	
	1		3	—	1,218	700	
	2		1	—	849	467	
	2		2	—	1,286	705	
	2		3	—	2,209	1,266	
	3		1	—	866	475	
	3		2	—	1,323	770	
	3		3	—	1,737	1,044	
	3		4	—	1,637	875	
	3		5	—	1,874	1,169	
	4		1	—	1,126	617	
	4		2	—	1,609	885	
	4		3	—	1,105	615	
	5		1	—	1,095	635	
	5		2	—	1,274	697	
	5		3	—	1,192	615	
	5		4	—	1,141	606	
	5		5	—	1,142	635	
	6		1	—	1,543	843	
	6		2	—	1,277	675	
	6		3	—	1,680	953	
	6		4	—	955	519	
	7		1	—	1,071	618	
	7		2	—	1,778	1,064	
<b>Melrose</b>					Nov. 2	16,613	6,238
Ward	1	Precinct	1	—	1,014	308	
	1		2	—	1,007	275	
	2		1	—	876	300	
	2		2	—	1,149	440	
	2		3	—	944	345	
	3		1	—	974	426	
	3		2	—	998	401	
	4		1	—	921	308	



CITIES, WARDS AND VOTING PRECINCTS				CITY ELECTIONS, 1965		
				Date of Election	Registered Voters	Persons who voted
<b>Melrose — Con.</b>						
Ward	4	Precinct	2	Nov. 2	1,391	661
	5		1	—	1,101	324
	5		2	—	1,498	430
	6		1	—	918	264
	6		2	—	1,039	364
	7		1	—	887	426
	7		2	—	1,148	589
	7		3	—	748	377
<b>New Bedford . . . . .</b>				Nov. 2	52,242	30,498
Ward	1	Precinct	A	—	797	444
	1		B	—	791	480
	1		C	—	984	590
	1		D	—	1,044	646
	1		E	—	845	536
	1		F	—	935	541
	1		G	—	1,015	650
	1		H	—	1,338	827
	1		I	—	1,409	943
	1		J	—	1,287	820
	1		K	—	1,647	1,062
	2		A	—	739	447
	2		B	—	759	482
	2		C	—	738	425
	2		D	—	827	510
	2		E	—	751	496
	2		F	—	916	543
	2		G	—	743	428
	2		H	—	1,248	703
	2		I	—	1,469	905
	3		A	—	785	384
	3		B	—	818	442
	3		C	—	204	102
	3		D	—	546	289
	3		E	—	633	324
	3		F	—	873	481
	3		G	—	860	497
	3		H	—	845	447
	3		I	—	1,010	611
	4		A	—	581	298
	4		B	—	657	386
	4		C	—	687	355
	4		D	—	733	389
	4		E	—	932	472
	4		F	—	1,007	553
	4		G	—	1,013	527
	4		H	—	927	574
	4		I	—	1,107	599
	4		J	—	1,513	940
	5		A	—	816	416
	5		B	—	890	471

CITIES, WARDS AND VOTING PRECINCTS					CITY ELECTIONS, 1965		
					Date of Election	Registered Voters	Persons who voted
<b>New Bedford — Con.</b>							
	5		C	.	Nov. 2	906	548
	5		D	.	—	976	593
	5		E	.	—	981	530
	5		F	.	—	875	461
	5		G	.	—	1,129	648
	5		H	.	—	916	550
	5		I	.	—	1,418	847
	6		A	.	—	1,217	746
	6		B	.	—	1,035	636
	6		C	.	—	594	368
	6		D	.	—	777	481
	6		E	.	—	811	436
	6		F	.	—	714	425
	6		G	.	—	651	342
	6		H	.	—	759	433
	6		I	.	—	764	419
<b>Newburyport . . . . .</b>					Nov. 2	<b>7,952</b>	<b>5,989</b>
Ward	1	Precinct	1	.	—	1,310	967
	2		1	.	—	1,226	933
	3		1	.	—	1,199	876
	4		1	.	—	1,260	925
	5		1	.	—	1,439	1,127
	6		1	.	—	1,518	1,161
<b>Newton . . . . .</b>					Nov. 2	<b>47,974</b>	<b>32,000</b>
Ward	1	Precinct	1	.	—	1,203	816
	1		2	.	—	1,310	876
	1		3	.	—	956	620
	1		4	.	—	1,332	969
	1		5	.	—	461	316
	2		1	.	—	1,379	967
	2		2	.	—	1,489	1,027
	2		3	.	—	892	598
	2		4	.	—	1,486	955
	3		1	.	—	1,343	923
	3		2	.	—	1,837	1,210
	3		3	.	—	1,520	1,071
	3		4	.	—	1,737	1,092
	4		1	.	—	1,173	817
	4		2	.	—	849	598
	4		3	.	—	1,424	953
	4		4	.	—	1,068	792
	4		5	.	—	654	392
	5		1	.	—	1,403	840
	5		2	.	—	1,559	1,017
	5		3	.	—	1,627	1,025
	5		4	.	—	1,726	1,087
	5		5	.	—	1,417	975
	6		1	.	—	1,451	886

CITIES, WARDS AND VOTING PRECINCTS					CITY ELECTIONS, 1965		
					Date of Election	Registered Voters	Persons who voted
<b>Newton — Con.</b>							
Ward 6	Precinct 2	.	.	.	Nov. 2	1,326	877
6	3	.	.	.	—	1,399	804
6	4	.	.	.	—	1,470	1,002
6	5	.	.	.	—	1,240	868
7	1	.	.	.	—	1,419	908
7	2	.	.	.	—	1,417	1,024
7	3	.	.	.	—	472	323
7	4	.	.	.	—	1,222	822
8	1	.	.	.	—	2,167	1,461
8	2	.	.	.	—	2,367	1,498
8	3	.	.	.	—	1,147	815
8	4	.	.	.	—	1,032	776
<b>North Adams . . . . .</b>					Nov. 2	10,054	5,647
Ward 1	.	.	.	.	—	667	296
2	.	.	.	.	—	755	445
3	.	.	.	.	—	856	463
4	.	.	.	.	—	822	491
5	.	.	.	.	—	814	431
6	.	.	.	.	—	500	218
7	.	.	.	.	—	935	638
8	.	.	.	.	—	662	327
9	.	.	.	.	—	869	433
10	.	.	.	.	—	1,061	550
11	.	.	.	.	—	939	510
12	.	.	.	.	—	1,174	845
<b>Northampton . . . . .</b>					Nov. 2	12,724	7,540
Ward 1	Precinct A	.	.	.	—	467	270
1	B	.	.	.	—	788	489
2	A	.	.	.	—	1,059	586
2	B	.	.	.	—	827	393
3	A	.	.	.	—	986	656
3	B	.	.	.	—	934	622
4	A	.	.	.	—	926	619
4	B	.	.	.	—	956	601
5	A	.	.	.	—	933	559
5	B	.	.	.	—	905	500
6	A	.	.	.	—	1,464	881
6	B	.	.	.	—	933	577
7	A	.	.	.	—	990	513
7	B	.	.	.	—	556	274
<b>Peabody . . . . .</b>					Nov. 2	21,033	15,164
Ward 1	Precinct 1	.	.	.	—	1,191	922
1	2	.	.	.	—	1,008	716
1	3	.	.	.	—	1,243	975
1	4	.	.	.	—	1,329	917
2	.	.	.	.	—	1,497	1,066
3	.	.	.	.	—	1,212	899
4	.	.	.	.	—	1,447	1,086

CITIES, WARDS AND VOTING PRECINCTS					CITY ELECTIONS, 1965		
					Date of Election	Registered Voters	Persons who voted
<b>Peabody — Con.</b>							
Ward	5	Precinct	1	.	Nov. 2	1,535	1,100
	5		2	.	—	1,831	1,339
	6		1	.	—	1,360	1,041
	6		2	.	—	1,033	754
	6		3	.	—	1,750	1,133
	7		1	.	—	1,028	711
	7		2	.	—	1,744	1,261
	7		3	.	—	1,286	867
	7		4	.	—	539	377
<b>Pittsfield . . . . .</b>					Nov. 2	28,850	22,309
Ward	1	Precinct	A	.	—	1,230	947
	1		B	.	—	1,112	835
	1		C	.	—	1,116	861
	1		D	.	—	1,595	1,209
	2		A	.	—	1,104	841
	2		B	.	—	932	715
	2		C	.	—	1,222	941
	3		A	.	—	735	574
	3		B	.	—	1,412	1,163
	3		C	.	—	1,695	1,366
	3		D	.	—	1,580	1,317
	4		A	.	—	1,016	758
	4		B	.	—	1,014	778
	4		C	.	—	1,081	860
	4		D	.	—	1,024	818
	5		A	.	—	838	586
	5		B	.	—	1,327	1,019
	5		C	.	—	1,409	1,096
	6		A	.	—	825	582
	6		B	.	—	1,225	912
	6		C	.	—	1,589	1,206
	7		A	.	—	914	715
	7		B	.	—	1,006	765
	7		C	.	—	1,849	1,445
<b>Quincy . . . . .</b>					Nov. 2	46,300	30,083
Ward	1	Precinct	1	.	—	943	568
	1		2	.	—	940	532
	1		3	.	—	1,125	646
	1		4	.	—	1,488	1,020
	1		5	.	—	1,336	951
	1		6	.	—	1,581	1,003
	1		7	.	—	1,262	841
	1		8	.	—	1,173	786
	1		9	.	—	890	564
	2		1	.	—	1,613	1,112
	2		2	.	—	1,629	1,210
	2		3	.	—	1,077	770
	2		4	.	—	753	504
	3		1	.	—	1,186	706

CITIES, WARDS AND VOTING PRECINCTS	CITY ELECTIONS, 1965		
	Date of Election	Registered Voters	Persons who voted

Quincy — Con.

Ward 3	Precinct 2	.	.	.	Nov. 2	864	480
3	3	.	.	.	—	1,062	657
3	4	.	.	.	—	850	609
3	5	.	.	.	—	955	651
4	1	.	.	.	—	1,124	753
4	2	.	.	.	—	1,102	722
4	3	.	.	.	—	1,729	1,200
4	4	.	.	.	—	1,122	836
5	1	.	.	.	—	1,137	707
5	2	.	.	.	—	1,278	766
5	3	.	.	.	—	1,153	712
5	4	.	.	.	—	1,215	769
5	5	.	.	.	—	1,235	779
5	6	.	.	.	—	1,571	976
5	7	.	.	.	—	1,230	746
5	8	.	.	.	—	1,098	641
5	9	.	.	.	—	1,151	748
6	1	.	.	.	—	1,177	770
6	2	.	.	.	—	1,110	663
6	3	.	.	.	—	1,145	733
6	4	.	.	.	—	1,191	786
6	5	.	.	.	—	1,946	1,377
6	6	.	.	.	—	1,291	830
6	7	.	.	.	—	723	420
6	8	.	.	.	—	845	530

Revere

Ward 1	Precinct 1	.	.	.	Nov. 2	22,329	17,666
1	2	.	.	.	—	982	689
1	3	.	.	.	—	880	669
2	1	.	.	.	—	754	562
2	2	.	.	.	—	899	664
2	3	.	.	.	—	811	645
2	4	.	.	.	—	583	464
2	5	.	.	.	—	961	741
3	5	.	.	.	—	654	475
3	1	.	.	.	—	1,243	1,012
3	2	.	.	.	—	1,356	1,161
3	3	.	.	.	—	763	604
3	4	.	.	.	—	919	819
3	5	.	.	.	—	672	535
4	1	.	.	.	—	698	561
4	2	.	.	.	—	1,380	1,130
4	3	.	.	.	—	478	368
4	4	.	.	.	—	891	677
4	5	.	.	.	—	612	496
4	6	.	.	.	—	899	706
4	7	.	.	.	—	1,128	913
4	8	.	.	.	—	1,094	844
4	9	.	.	.	—	1,268	1,020
5	1	.	.	.	—	720	574
5	2	.	.	.	—	1,185	949
5	3	.	.	.	—	499	388

CITIES, WARDS AND VOTING PRECINCTS					CITY ELECTIONS, 1965		
					Date of Election	Registered Voters	Persons who voted
<b>Salem</b>					Nov. 2	<b>21,549</b>	<b>15,078</b>
Ward 1	Precinct 1	.	.	.	—	619	444
1	2	.	.	.	—	820	572
1	3	.	.	.	—	542	373
2	1	.	.	.	—	1,026	706
2	2	.	.	.	—	929	683
2	3	.	.	.	—	623	397
3	1	.	.	.	—	672	452
3	2	.	.	.	—	813	520
3	3	.	.	.	—	1,004	744
4	1	.	.	.	—	769	497
4	2	.	.	.	—	1,229	914
4	3	.	.	.	—	1,197	913
5	1	.	.	.	—	835	584
5	2	.	.	.	—	926	612
5	3	.	.	.	—	888	587
5	4	.	.	.	—	1,037	673
6	1	.	.	.	—	1,503	1,069
6	2	.	.	.	—	1,177	828
6	3	.	.	.	—	1,011	744
7	1	.	.	.	—	915	593
7	2	.	.	.	—	1,000	665
7	3	.	.	.	—	984	708
7	4	.	.	.	—	1,030	800
<b>Somerville</b>					Nov. 2	<b>44,683</b>	<b>28,585</b>
Ward 1	Precinct 1	.	.	.	—	1,056	677
1	2	.	.	.	—	1,012	689
1	3	.	.	.	—	948	612
1	4	.	.	.	—	1,149	696
1	5	.	.	.	—	1,140	803
2	1	.	.	.	—	502	352
2	2	.	.	.	—	994	687
2	3	.	.	.	—	722	462
2	4	.	.	.	—	1,194	781
2	5	.	.	.	—	1,202	799
2	6	.	.	.	—	885	552
3	1	.	.	.	—	1,332	959
3	2	.	.	.	—	1,079	636
3	3	.	.	.	—	1,282	839
3	4	.	.	.	—	1,165	842
3	5	.	.	.	—	1,062	733
4	1	.	.	.	—	1,350	847
4	2	.	.	.	—	932	605
4	3	.	.	.	—	1,186	729
4	4	.	.	.	—	1,456	875
4	5	.	.	.	—	1,446	888
4	6	.	.	.	—	1,613	1,015
5	1	.	.	.	—	1,137	803
5	2	.	.	.	—	1,124	807
5	3	.	.	.	—	1,197	783

CITIES, WARDS AND VOTING PRECINCTS				CITY ELECTIONS, 1965		
				Date of Election	Registered Voters	Persons who voted
<b>Somerville — Con.</b>						
Ward 5	Precinct 4	.	.	Nov. 2	1,181	771
5	5	.	.	—	1,047	700
5	6	.	.	—	1,251	819
6	1	.	.	—	1,261	793
6	2	.	.	—	1,387	813
6	3	.	.	—	1,126	621
6	4	.	.	—	1,136	758
6	5	.	.	—	1,230	606
7	1	.	.	—	1,385	884
7	2	.	.	—	1,260	744
7	3	.	.	—	1,325	850
7	4	.	.	—	1,587	915
7	5	.	.	—	1,342	852
<b>Springfield</b>				Nov. 2	77,043	45,363
Ward 1	Precinct A	.	.	—	1,097	598
1	B	.	.	—	1,150	549
1	C	.	.	—	1,092	517
1	D	.	.	—	817	433
1	E	.	.	—	354	187
1	F	.	.	—	274	122
2	A	.	.	—	1,208	684
2	B	.	.	—	645	346
2	C	.	.	—	835	449
2	D	.	.	—	1,099	640
2	E	.	.	—	1,468	969
2	F	.	.	—	1,671	1,022
2	G	.	.	—	1,887	1,113
2	H	.	.	—	838	497
2	I	.	.	—	594	324
2	J	.	.	—	1,338	855
2	K	.	.	—	1,428	812
2	L	.	.	—	1,060	672
3	A	.	.	—	817	405
3	B	.	.	—	923	560
3	C	.	.	—	470	324
3	D	.	.	—	727	483
3	E	.	.	—	712	380
3	F	.	.	—	620	337
3	G	.	.	—	864	511
3	H	.	.	—	959	579
3	I	.	.	—	714	388
3	J	.	.	—	692	373
3	K	.	.	—	594	296
3	L	.	.	—	736	419
4	A	.	.	—	1,050	541
4	B	.	.	—	591	322
4	C	.	.	—	963	555
4	D	.	.	—	1,142	720
4	E	.	.	—	802	460

CITIES, WARDS AND VOTING PRECINCTS					CITY ELECTIONS, 1965		
					Date of Election	Registered Voters	Persons who voted
<b>Springfield — Con.</b>							
Ward	4	Precinct	F	.	Nov. 2	666	364
	5		A	.	—	763	418
	5		B	.	—	648	341
	5		C	.	—	957	490
	5		D	.	—	1,011	573
	5		E	.	—	764	407
	5		F	.	—	1,076	562
	5		G	.	—	1,535	865
	6		A	.	—	1,109	671
	6		B	.	—	935	674
	6		C	.	—	1,254	768
	6		D	.	—	654	384
	6		E	.	—	786	478
	6		F	.	—	1,026	583
	6		G	.	—	1,449	951
	6		H	.	—	728	399
	7		A	.	—	1,032	633
	7		B	.	—	939	564
	7		C	.	—	979	659
	7		D	.	—	1,051	632
	7		E	.	—	1,230	814
	7		F	.	—	1,362	877
	7		G	.	—	1,483	979
	7		H	.	—	1,821	1,244
	7		I	.	—	2,036	1,201
	7		J	.	—	1,173	801
	8		A	.	—	1,924	989
	8		B	.	—	1,041	555
	8		C	.	—	813	442
	8		D	.	—	1,072	650
	8		E	.	—	1,078	622
	8		F	.	—	2,233	1,202
	8		G	.	—	1,031	621
	8		H	.	—	1,939	1,321
	8		I	.	—	2,001	1,265
	8		J	.	—	2,067	1,225
	8		K	.	—	1,146	697
<b>Taunton</b>					Nov. 2	<b>19,848</b>	<b>13,494</b>
Ward	1	Precinct	A	.	—	1,489	1,028
	1		B	.	—	972	689
	1		C	.	—	410	275
	2		A	.	—	620	366
	2		B	.	—	699	442
	3		.	.	—	1,107	645
	4	Precinct	A	.	—	1,188	764
	4		B	.	—	1,198	750
	4		C	.	—	1,000	698
	5		A	.	—	1,201	872
	5		B	.	—	1,156	931
	5		C	.	—	690	498



CITIES, WARDS AND VOTING PRECINCTS				CITY ELECTIONS, 1965		
				Date of Election	Registered Voters	Persons who voted
<b>Taunton — Con.</b>						
Ward 6	Precinct A	.	.	Nov. 2	1,104	729
6	B	.	.	—	665	448
7	A	.	.	—	1,360	929
7	B	.	.	—	1,086	703
7	C	.	.	—	647	425
8	A	.	.	—	1,278	862
8	B	.	.	—	1,081	739
8	C	.	.	—	897	623
<b>Waltham . . . . .</b>				Nov. 2	<b>25,270</b>	<b>16,714</b>
Ward 1	Precinct 1	.	.	—	1,145	719
1	2	.	.	—	1,626	1,128
1	3	.	.	—	1,688	1,108
2	1	.	.	—	1,928	1,344
2	2	.	.	—	1,456	894
2	3	.	.	—	1,601	1,013
2	4	.	.	—	1,404	900
2	5	.	.	—	1,641	922
2	6	.	.	—	1,954	1,217
3	1	.	.	—	1,758	1,313
3	2	.	.	—	933	626
4	1	.	.	—	1,046	645
4	2	.	.	—	1,933	1,228
5	.	.	.	—	1,140	733
6	Precinct 1	.	.	—	835	577
6	2	.	.	—	951	649
6	3	.	.	—	1,031	755
7	.	.	.	—	1,200	943
<b>Westfield . . . . .</b>				Nov. 2	<b>13,292</b>	<b>9,320</b>
Ward 1	Precinct A	.	.	—	1,825	1,292
1	B	.	.	—	1,888	1,281
2	.	.	.	—	1,713	1,168
3	.	.	.	—	1,667	1,116
4	Precinct A	.	.	—	1,902	1,446
4	B	.	.	—	2,108	1,510
5	.	.	.	—	2,189	1,507
<b>Woburn . . . . .</b>				Nov. 2	<b>16,963</b>	<b>12,480</b>
Ward 1	.	.	.	—	1,858	1,331
2	.	.	.	—	2,414	1,921
3	.	.	.	—	1,865	1,357
4	.	.	.	—	2,185	1,605
5	.	.	.	—	1,675	1,237
6	.	.	.	—	3,231	2,414
7	.	.	.	—	3,736	2,615
<b>Worcester . . . . .</b>				Nov. 2	<b>91,254</b>	<b>56,774</b>
Ward 1	Precinct 1	.	.	—	945	666
1	2	.	.	—	952	536
1	3	.	.	—	977	677

CITIES, WARDS AND VOTING PRECINCTS					CITY ELECTIONS, 1965				
					Date of Election	Registered Voters	Persons who voted		
<b>Worcester — Con.</b>									
Ward	1	Precinct	4	.	.	.	Nov. 2	1,241	766
	1		5	.	.	.	—	1,100	709
	1		6	.	.	.	—	1,140	748
	1		7	.	.	.	—	1,116	622
	1		8	.	.	.	—	1,484	961
	1		9	.	.	.	—	1,401	1,071
	1		10	.	.	.	—	1,220	741
	1		11	.	.	.	—	1,079	668
	2		1	.	.	.	—	701	407
	2		2	.	.	.	—	557	299
	2		3	.	.	.	—	799	392
	2		4	.	.	.	—	1,112	696
	2		5	.	.	.	—	764	428
	2		6	.	.	.	—	708	336
	2		7	.	.	.	—	1,280	883
	2		8	.	.	.	—	987	700
	2		9	.	.	.	—	1,270	891
	2		10	.	.	.	—	774	427
	2		11	.	.	.	—	1,199	720
	2		12	.	.	.	—	1,106	706
	2		13	.	.	.	—	1,319	832
	3		1	.	.	.	—	561	338
	3		2	.	.	.	—	994	717
	3		3	.	.	.	—	629	454
	3		4	.	.	.	—	715	439
	3		5	.	.	.	—	450	237
	3		6	.	.	.	—	628	360
	3		7	.	.	.	—	504	264
	3		8	.	.	.	—	513	259
	3		9	.	.	.	—	618	322
	4		1	.	.	.	—	1,037	640
	4		2	.	.	.	—	1,013	616
	4		3	.	.	.	—	816	467
	4		4	.	.	.	—	874	571
	4		5	.	.	.	—	1,308	775
	4		6	.	.	.	—	806	483
	4		7	.	.	.	—	1,048	697
	4		8	.	.	.	—	741	374
	4		9	.	.	.	—	949	583
	4		10	.	.	.	—	1,015	751
	4		11	.	.	.	—	1,274	859
	5		1	.	.	.	—	605	378
	5		2	.	.	.	—	547	317
	5		3	.	.	.	—	639	406
	5		4	.	.	.	—	647	378
	5		5	.	.	.	—	564	356
	5		6	.	.	.	—	713	410
	5		7	.	.	.	—	692	395
	5		8	.	.	.	—	725	448
	5		9	.	.	.	—	622	269
	6		1	.	.	.	—	787	466
	6		2	.	.	.	—	847	533

CITIES, WARDS AND VOTING PRECINCTS				CITY ELECTIONS, 1965		
				Date of Election	Registered Voters	Persons who voted
<b>Worcester — Con.</b>						
Ward 6	Precinct 3	.	.	Nov. 2	801	555
6	4	.	.	—	1,153	690
6	5	.	.	—	1,249	775
6	6	.	.	—	929	630
6	7	.	.	—	711	420
6	8	.	.	—	679	421
6	9	.	.	—	1,033	659
6	10	.	.	—	1,104	636
7	1	.	.	—	728	476
7	2	.	.	—	843	523
7	3	.	.	—	911	582
7	4	.	.	—	771	460
7	5	.	.	—	816	482
7	6	.	.	—	828	457
7	7	.	.	—	1,347	949
7	8	.	.	—	1,339	875
7	9	.	.	—	968	643
7	10	.	.	—	1,135	701
7	11	.	.	—	908	601
8	1	.	.	—	580	287
8	2	.	.	—	561	230
8	3	.	.	—	499	265
8	4	.	.	—	546	284
8	5	.	.	—	677	352
8	6	.	.	—	570	377
8	7	.	.	—	594	292
8	8	.	.	—	812	437
9	1	.	.	—	509	315
9	2	.	.	—	542	285
9	3	.	.	—	603	340
9	4	.	.	—	602	304
9	5	.	.	—	616	317
9	6	.	.	—	836	561
9	7	.	.	—	966	673
9	8	.	.	—	1,051	728
9	9	.	.	—	1,028	666
9	10	.	.	—	1,177	806
9	11	.	.	—	939	658
10	1	.	.	—	745	398
10	2	.	.	—	762	492
10	3	.	.	—	647	343
10	4	.	.	—	644	347
10	5	.	.	—	608	347
10	6	.	.	—	774	463
10	7	.	.	—	1,026	703
10	8	.	.	—	1,388	976
10	9	.	.	—	1,005	737
10	10	.	.	—	1,177	790
10	11	.	.	—	1,405	1,022
Total Registered Voters in Cities					<b>1,426,609</b>	
Persons Who Voted . . . . .						<b>915,389</b>

TOWNS AND VOTING PRECINCTS		TOWN ELECTIONS, 1965		
		Date of Election	Registered Voters	Persons who voted
<b>Abington</b>		Mar. 6	5,671	2,664
Precinct	1	—	2,695	1,244
	2	—	2,976	1,420
<b>Acton</b>		Mar. 1	4,513	1,735
Precinct	1	—	1,201	465
	2	—	1,390	492
	3	—	1,922	778
<b>Acushnet</b>		Mar. 1	3,104	1,828
Precinct	1	—	1,166	671
	2	—	925	586
	3	—	1,013	571
<b>Adams</b>		Mar. 1	6,787	4,538
Precinct	1	—	1,300	813
	2	—	1,483	1,005
	3	—	1,109	747
	4	—	1,271	828
	5	—	1,624	1,145
<b>Agawam</b>		Nov. 16	8,418	5,438
Precinct	1	—	1,465	978
	2	—	1,618	994
	3	—	1,382	860
	4	—	1,463	901
	5	—	1,349	975
	6	—	1,141	730
<b>Amesbury</b>		Feb. 23	6,097	3,028
Precinct	1	—	1,060	470
	2	—	1,069	559
	3	—	941	435
	4	—	899	452
	5	—	1,211	640
	6	—	917	472
<b>Amherst</b>		Feb. 15	5,055	639
Precinct	1	—	1,153	134
	2	—	742	89
	3	—	936	102
	4	—	930	118
	5	—	640	71
	6	—	654	125
<b>Andover</b>		Mar. 1	10,577	4,825
Precinct	1	—	2,119	1,108
	2	—	1,369	710
	3	—	1,849	766
	4	—	2,120	959
	5	—	861	315
	6	—	2,259	967

TOWNS AND VOTING PRECINCTS		TOWN ELECTIONS, 1965		
		Date of Election	Registered Voters	Persons who voted
<b>Arlington</b>		Mar. 6	29,885	15,003
Precinct	1	—	1,621	720
	2	—	2,106	881
	3	—	1,232	583
	4	—	1,977	860
	5	—	2,509	1,166
	6	—	1,564	822
	7	—	1,549	840
	8	—	1,798	1,027
	9A	—	1,380	702
	9B	—	1,201	620
	10A	—	828	415
	10B	—	978	592
	11A	—	1,771	851
	11B	—	1,578	900
	12A	—	1,430	689
	12B	—	686	412
	13	—	2,372	1,251
	14A	—	1,434	765
	14B	—	1,871	907
<b>Ashburnham</b>		Mar. 1	1,651	785
Precinct	1	—	1,156	516
	2	—	495	269
<b>Ashland</b>		Mar. 1	3,763	1,999
Precinct	1	—	1,328	751
	2	—	1,150	651
	3	—	1,285	597
<b>Athol</b>		Feb. 1	6,112	2,982
Precinct	1	—	1,057	495
	2	—	961	481
	3	—	1,015	497
	4	—	998	506
	5	—	1,151	608
	6	—	930	395
<b>Auburn</b>		Mar. 8	7,857	929
Precinct	1	—	1,800	275
	2	—	1,833	233
	3	—	1,371	138
	4	—	1,790	139
	5	—	1,063	144
<b>Barnstable</b>		Mar. 1	8,910	2,718
Precinct	1	—	720	260
	2	—	389	110
	3N	—	2,006	511
	3S	—	2,107	525
	4	—	1,420	452
	5	—	1,238	457
	6	—	424	177
	7	—	606	226

TOWNS AND VOTING PRECINCTS		TOWN ELECTIONS, 1965		
		Date of Election	Registered Voters	Persons who voted
<b>Barre</b>		Mar. 1	<b>1,935</b>	<b>1,287</b>
Precinct	1	—	1,132	751
	2	—	803	536
<b>Belchertown</b>		Mar. 1	<b>1,954</b>	<b>1,282</b>
Precinct	A	—	1,623	1,088
	B	—	331	194
<b>Bellingham</b>		Mar. 1	<b>4,935</b>	<b>2,953</b>
Precinct	1	—	2,085	1,128
	2	—	741	367
	3	—	2,109	1,458
<b>Belmont</b>		Mar. 1	<b>17,189</b>	<b>8,597</b>
Precinct	1	—	2,221	1,351
	2	—	2,559	1,295
	3	—	2,354	1,143
	4	—	1,698	785
	5	—	1,613	777
	6	—	1,784	855
	7	—	2,184	954
	8	—	2,776	1,437
<b>Billerica</b>		Mar. 6	<b>8,480</b>	<b>4,919</b>
Precinct	1	—	1,219	794
	2	—	1,729	1,134
	3	—	1,814	1,013
	4	—	1,172	612
	5	—	1,306	740
	6	—	1,240	626
<b>Blackstone</b>		Mar. 1	<b>3,179</b>	<b>1,109</b>
Precinct	1	—	2,435	838
	2	—	744	271
<b>Boxford</b>		Mar. 2	<b>1,433</b>	<b>358</b>
Precinct	1	—	1,047	203
	2	—	386	155
<b>Braintree</b>		Mar. 1	<b>17,357</b>	<b>6,291</b>
Precinct	1	—	1,607	653
	2	—	2,162	828
	3	—	2,032	676
	4	—	2,192	797
	5	—	1,597	541
	6	—	1,866	586
	7	—	1,996	705
	8	—	2,171	836
	9	—	1,734	669
<b>Brookline</b>		Mar. 2	<b>32,620</b>	<b>9,503</b>
Precinct	1A	—	1,426	320
	1B	—	1,270	270
	2A	—	1,866	542

TOWNS AND VOTING PRECINCTS					TOWN ELECTIONS, 1965		
					Date of Election	Registered Voters	Persons who voted
<b>Brookline — Con.</b>							
Precinct	2B	.	.	.	Mar. 2	714	149
	3A	.	.	.	—	1,422	315
	3B	.	.	.	—	1,616	468
	4A	.	.	.	—	1,129	443
	4B	.	.	.	—	815	330
	5A	.	.	.	—	1,370	513
	5B	.	.	.	—	1,118	527
	6A	.	.	.	—	1,479	321
	6B	.	.	.	—	1,516	395
	7A	.	.	.	—	1,258	309
	7B	.	.	.	—	1,498	323
	8A	.	.	.	—	1,243	323
	8B	.	.	.	—	1,316	437
	9A	.	.	.	—	1,572	331
	9B	.	.	.	—	1,402	322
	10A	.	.	.	—	1,365	474
	10B	.	.	.	—	1,325	332
	11A	.	.	.	—	938	409
	11B	.	.	.	—	1,937	676
	12A	.	.	.	—	1,556	463
	12B	.	.	.	—	1,469	511
<b>Burlington</b>					Mar. 1	8,478	4,573
Precinct	1	.	.	.	—	1,790	995
	2	.	.	.	—	1,271	714
	3	.	.	.	—	2,839	1,504
	4	.	.	.	—	2,578	1,360
<b>Chelmsford</b>					Mar. 1	10,703	3,399
Precinct	1	.	.	.	—	3,842	1,293
	2	.	.	.	—	2,069	577
	3	.	.	.	—	991	289
	4	.	.	.	—	630	218
	5	.	.	.	—	1,179	363
	6	.	.	.	—	1,992	659
<b>Clarksburg</b>					Feb. 23	926	360
Precinct	1	.	.	.	—	438	172
	2	.	.	.	—	488	188
<b>Concord</b>					Mar. 1	6,978	2,616
Precinct	1	.	.	.	—	2,631	952
	2	.	.	.	—	1,991	793
	3	.	.	.	—	2,356	871
<b>Danvers</b>					Mar. 1	11,548	3,355
Precinct	1	.	.	.	—	1,955	540
	2	.	.	.	—	1,994	519
	3	.	.	.	—	1,866	491
	4	.	.	.	—	1,802	629
	5	.	.	.	—	1,913	696
	6	.	.	.	—	2,018	480

TOWNS AND VOTING PRECINCTS		TOWN ELECTIONS, 1965		
		Date of Election	Registered Voters	Persons who voted
<b>Dartmouth</b>		Mar. 1	<b>8,688</b>	<b>5,297</b>
Precinct	1	—	1,557	984
	2	—	1,466	985
	3	—	1,744	1,002
	4	—	1,464	846
	5	—	1,108	650
	6	—	1,349	830
<b>Dedham</b>		Feb. 27	<b>13,489</b>	<b>6,971</b>
Precinct	1	—	2,069	1,056
	2	—	2,115	1,047
	3	—	2,445	1,282
	4	—	2,633	1,486
	5	—	2,862	1,390
	6	—	1,365	710
<b>Deerfield</b>		Mar. 1	<b>1,864</b>	<b>814</b>
Precinct	A	—	1,280	543
	B	—	584	271
<b>Dennis</b>		Mar. 1	<b>3,205</b>	<b>1,799</b>
Precinct	1	—	482	338
	2	—	283	207
	3	—	1,141	548
	4	—	855	450
	5	—	444	256
<b>Dighton</b>		Mar. 1	<b>1,962</b>	<b>471</b>
Precinct	A	—	801	169
	B	—	556	143
	C	—	605	159
<b>Dracut</b>		Mar. 1	<b>7,930</b>	<b>5,469</b>
Precinct	1	—	2,835	1,891
	2	—	1,982	1,339
	3	—	2,190	1,527
	4	—	923	712
<b>East Longmeadow</b>		Feb. 9	<b>5,919</b>	<b>2,934</b>
Precinct	1	—	1,125	587
	2	—	1,623	747
	3	—	1,809	939
	4	—	1,362	661
<b>Easthampton</b>		Mar. 11	<b>6,418</b>	<b>3,881</b>
Precinct	1	—	1,595	904
	2	—	1,698	1,027
	3	—	1,481	886
	4A	—	697	430
	4B	—	947	634



TOWNS AND VOTING PRECINCTS				TOWN ELECTIONS, 1965		
				Date of Election	Registered Voters	Persons who voted
<b>Easton</b>	.	.	.	Mar. 22	5,133	1,484
Precinct 1	.	.	.	—	932	201
2	.	.	.	—	2,725	924
3	.	.	.	—	1,476	359
<b>Erving</b>	.	.	.	Mar. 1	691	85
Precinct 1	.	.	.	—	305	47
2	.	.	.	—	386	38
<b>Fairhaven</b>	.	.	.	Feb. 1	8,173	4,423
Precinct 1	.	.	.	—	1,330	749
2	.	.	.	—	1,397	737
3	.	.	.	—	1,703	944
4	.	.	.	—	1,358	741
5	.	.	.	—	1,348	702
6	.	.	.	—	1,037	550
<b>Falmouth</b>	.	.	.	Mar. 9	7,061	4,028
Precinct 1	.	.	.	—	994	519
2	.	.	.	—	1,379	775
3	.	.	.	—	2,249	1,373
4	.	.	.	—	1,427	841
5	.	.	.	—	1,012	520
<b>Florida</b>	.	.	.	Feb. 1	322	266
Precinct 1	.	.	.	—	278	228
2	.	.	.	—	44	38
<b>Foxborough</b>	.	.	.	Mar. 1	4,917	2,517
Precinct 1	.	.	.	—	4,516	2,337
2	.	.	.	—	401	180
<b>Framingham</b>	.	.	.	Mar. 1	24,862	9,496
Precinct 1	.	.	.	—	2,491	939
2	.	.	.	—	2,910	909
3	.	.	.	—	2,858	973
4	.	.	.	—	2,255	1,016
5	.	.	.	—	3,017	1,115
6	.	.	.	—	2,094	814
7	.	.	.	—	2,023	915
8	.	.	.	—	2,692	1,046
9	.	.	.	—	2,387	933
10	.	.	.	—	2,135	836
<b>Freetown</b>	.	.	.	Mar. 1	1,688	904
Precinct 1	.	.	.	—	625	319
2	.	.	.	—	1,063	585
<b>Gill</b>	.	.	.	Mar. 1	632	98
Precinct 1	.	.	.	—	341	62
2	.	.	.	—	291	36

TOWNS AND VOTING PRECINCTS		TOWN ELECTIONS, 1965		
		Date of Election	Registered Voters	Persons who voted
<b>Grafton</b>		Mar. 1	<b>4,913</b>	<b>3,070</b>
Precinct	1	—	1,451	980
	2	—	1,972	1,108
	3	—	1,490	982
<b>Great Barrington</b>		Feb. 23	<b>3,543</b>	<b>2,328</b>
Precinct	A	—	2,584	1,648
	B	—	959	680
<b>Greenfield</b>		Mar. 1	<b>9,736</b>	<b>4,346</b>
Precinct	1	—	1,072	493
	2	—	1,098	565
	3	—	1,068	506
	4	—	1,083	597
	5	—	1,098	471
	6	—	1,090	463
	7	—	1,067	415
	8	—	1,073	398
	9	—	1,087	438
<b>Groton</b>		Mar. 8	<b>2,211</b>	<b>1,266</b>
Precinct	1	—	1,790	1,266
	2	—	421	—
<b>Groveland</b>		Mar. 1	<b>2,345</b>	<b>996</b>
Precinct	1	—	1,710	718
	2	—	635	278
<b>Hardwick</b>		Mar. 1	<b>1,287</b>	<b>984</b>
Precinct	1	—	354	247
	2	—	717	568
	3	—	216	169
<b>Holbrook</b>		Mar. 15	<b>5,106</b>	<b>2,320</b>
Precinct	1	—	3,522	1,739
	2	—	1,584	581
<b>Ipswich</b>		Mar. 8	<b>5,165</b>	<b>3,193</b>
Precinct	1	—	1,184	780
	2	—	1,268	683
	3	—	1,183	723
	4	—	1,530	1,107
<b>Lanesborough</b>		Feb. 8	<b>1,496</b>	<b>588</b>
Precinct	A	—	1,286	516
	B	—	210	72
<b>Leicester</b>		Mar. 1	<b>4,449</b>	<b>2,287</b>
Precinct	1	—	2,086	1,087
	2	—	1,388	685
	3	—	975	515

TOWNS AND VOTING PRECINCTS		TOWN ELECTIONS, 1965		
		Date of Election	Registered Voters	Persons who voted
<b>Lexington</b>	.	Mar. 1	<b>14,502</b>	<b>5,434</b>
Precinct 1	.	—	2,672	770
2	.	—	2,398	774
3	.	—	2,107	915
4	.	—	2,174	1,022
5	.	—	2,660	1,087
6	.	—	2,491	866
<b>Longmeadow</b>	.	Mar. 8	<b>7,215</b>	<b>2,195</b>
Precinct A	.	—	1,926	651
B	.	—	1,961	644
C	.	—	1,438	488
D	.	—	831	198
E	.	—	1,059	214
<b>Ludlow</b>	.	Mar. 9	<b>7,401</b>	<b>4,328</b>
Precinct 1	.	—	1,343	751
2	.	—	1,294	846
3	.	—	1,672	952
4	.	—	1,469	985
5	.	—	1,623	794
<b>Lynnfield</b>	.	Mar. 1	<b>5,211</b>	<b>2,452</b>
Precinct 1	.	—	2,615	1,345
2	.	—	2,596	1,107
<b>Marblehead</b>	.	Mar. 15	<b>12,723</b>	<b>5,787</b>
Precinct 1	.	—	2,622	1,296
2	.	—	2,467	1,221
3	.	—	3,233	1,482
4A	.	—	2,308	917
4B	.	—	2,093	871
<b>Medway</b>	.	Mar. 1	<b>3,549</b>	<b>1,859</b>
Precinct 1	.	—	1,753	870
2	.	—	1,796	989
<b>Methuen</b>	.	Mar. 1	<b>17,444</b>	<b>11,955</b>
Precinct 1	.	—	2,861	1,873
2	.	—	1,467	878
3A	.	—	3,288	2,325
3B	.	—	1,210	978
3C	.	—	1,017	690
4	.	—	3,549	2,376
5A	.	—	2,373	1,610
5B	.	—	1,679	1,225
<b>Middleborough</b>	.	Jan. 18	<b>6,799</b>	<b>2,110</b>
Precinct 1	.	—	602	178
2	.	—	5,342	1,697
3	.	—	855	235

TOWNS AND VOTING PRECINCTS		TOWN ELECTIONS, 1965		
		Date of Election	Registered Voters	Persons who voted
<b>Milford</b>		Mar. 1	<b>9,331</b>	<b>6,059</b>
Precinct	1	—	1,832	1,082
	2	—	1,831	1,342
	3	—	1,814	1,122
	4	—	1,802	1,127
	5	—	2,052	1,386
<b>Millbury</b>		Mar. 13	<b>5,683</b>	<b>2,861</b>
Precinct	1	—	1,649	908
	2	—	1,166	612
	3	—	1,223	551
	4	—	926	426
	5	—	719	364
<b>Milton</b>		Mar. 6	<b>15,706</b>	<b>5,723</b>
Precinct	1	—	2,636	679
	2	—	1,748	526
	3	—	1,378	619
	4	—	1,728	615
	5	—	3,688	1,419
	6	—	2,637	1,127
	7	—	1,891	738
<b>Montague</b>		Mar. 1	<b>4,655</b>	<b>2,781</b>
Precinct	1	—	682	315
	2	—	539	313
	3	—	927	599
	4	—	875	571
	5	—	917	540
	6	—	715	443
<b>Natick</b>		Mar. 1	<b>15,347</b>	<b>5,217</b>
Precinct	1	—	2,284	917
	2	—	911	316
	3	—	2,311	639
	4	—	2,326	816
	5	—	2,336	722
	6	—	2,268	713
	7	—	1,866	681
	8	—	1,045	413
<b>Needham</b>		Mar. 1	<b>15,396</b>	<b>5,278</b>
Precinct	A	—	1,442	434
	B	—	1,701	424
	C	—	1,575	523
	D	—	1,751	649
	E	—	1,686	573
	F	—	1,523	553
	G	—	1,304	415
	H	—	1,599	665
	I	—	1,269	484
	J	—	1,546	558

TOWNS AND VOTING PRECINCTS		TOWN ELECTIONS, 1965		
		Date of Election	Registered Voters	Persons who voted
<b>Newbury</b>	.	Mar. 20	1,778	1,266
Precinct 1	.	—	1,147	818
2	.	—	631	448
<b>North Andover</b>	.	Mar. 1	6,735	4,495
Precinct 1	.	—	1,360	903
2	.	—	1,570	1,136
3	.	—	1,417	976
4	.	—	2,388	1,480
<b>Northborough</b>	.	Mar. 1	3,481	1,022
Precinct 1	.	—	1,777	478
2	.	—	1,704	544
<b>Northbridge</b>	.	Mar. 2	6,056	1,989
Precinct 1	.	—	4,563	1,520
2	.	—	1,493	469
<b>Oxford</b>	.	Mar. 1	4,442	2,777
Precinct 1	.	—	3,294	2,130
2	.	—	1,148	647
<b>Palmer</b>	.	Feb. 1	5,799	3,836
Precinct A	.	—	2,543	1,546
B	.	—	862	628
C	.	—	1,745	1,216
D	.	—	649	446
<b>Pelham</b>	.	Mar. 6	441	160
Precinct 1	.	—	341	160
2	.	—	100	—
<b>Pepperell</b>	.	Feb. 23	2,127	1,483
Precinct A	.	—	1,048	706
B	.	—	1,079	777
<b>Plymouth</b>	.	Mar. 6	9,648	3,467
Precinct 1	.	—	2,227	832
2	.	—	1,410	548
3	.	—	1,853	568
4	.	—	2,621	1,014
5	.	—	1,537	505
<b>Randolph</b>	.	Mar. 1	10,709	5,269
Precinct 1	.	—	1,849	852
2	.	—	1,637	861
3	.	—	1,743	787
4	.	—	1,915	990
5	.	—	1,975	970
6	.	—	1,600	809

TOWNS AND VOTING PRECINCTS				TOWN ELECTIONS, 1965		
				Date of Election	Registered Voters	Persons who voted
<b>Raynham</b>	.	.	.	Mar. 13	<b>2,744</b>	<b>2,031</b>
Precinct 1	.	.	.	—	1,694	1,227
2	.	.	.	—	1,050	804
<b>Reading</b>	.	.	.	Mar. 1	<b>11,048</b>	<b>4,114</b>
Precinct 1	.	.	.	—	2,837	822
2	.	.	.	—	2,695	1,206
3	.	.	.	—	2,559	978
4	.	.	.	—	2,957	1,108
<b>Rockland</b>	.	.	.	Mar. 6	<b>6,646</b>	<b>2,485</b>
Precinct 1	.	.	.	—	3,634	1,307
2	.	.	.	—	3,012	1,178
<b>Rockport</b>	.	.	.	Mar. 8	<b>3,048</b>	<b>1,746</b>
Precinct 1	.	.	.	—	719	388
2	.	.	.	—	2,329	1,358
<b>Royalston</b>	.	.	.	Mar. 1	<b>398</b>	<b>264</b>
Precinct 1	.	.	.	—	203	123
2	.	.	.	—	195	141
<b>Saugus</b>	.	.	.	Nov. 2	<b>11,476</b>	<b>7,486</b>
Precinct 1	.	.	.	—	1,369	960
2	.	.	.	—	951	691
3	.	.	.	—	982	635
4	.	.	.	—	1,141	719
5	.	.	.	—	1,325	809
6	.	.	.	—	917	661
7	.	.	.	—	847	548
8	.	.	.	—	1,055	704
9	.	.	.	—	1,782	962
10	.	.	.	—	1,107	797
<b>Seekonk</b>	.	.	.	Mar. 1	<b>4,804</b>	<b>3,070</b>
Precinct 1	.	.	.	—	1,906	1,143
2	.	.	.	—	1,868	1,204
3	.	.	.	—	1,030	723
<b>Shirley</b>	.	.	.	Feb. 15	<b>1,479</b>	<b>1,011</b>
Precinct A	.	.	.	—	367	—
B	.	.	.	—	1,112	1,011
<b>Shrewsbury</b>	.	.	.	Mar. 1	<b>9,005</b>	<b>3,294</b>
Precinct 1	.	.	.	—	1,849	824
2	.	.	.	—	1,372	486
3	.	.	.	—	1,221	404
4	.	.	.	—	1,247	338
5	.	.	.	—	1,508	550
6	.	.	.	—	1,808	692

TOWNS AND VOTING PRECINCTS		TOWN ELECTIONS, 1965		
		Date of Election	Registered Voters	Persons who voted
<b>Somerset</b>		Mar. 1	7,987	1,073
Precinct	1	—	1,612	206
	2	—	1,649	305
	3	—	1,668	234
	4	—	1,777	219
	5	—	1,281	109
<b>South Hadley</b>		Mar. 1	7,267	3,913
Precinct	A1	—	936	553
	A2	—	1,610	810
	B	—	1,406	821
	C	—	1,494	820
	D	—	1,821	909
<b>Southborough</b>		Mar. 15	2,281	599
Precinct	1	—	1,279	397
	2	—	1,002	202
<b>Southbridge</b>		Mar. 5	9,194	3,519
Precinct	1	—	3,097	1,123
	2	—	2,087	754
	3	—	2,932	1,139
	4	—	1,078	503
<b>Stoughton</b>		Mar. 15	8,454	3,587
Precinct	1	—	1,395	622
	2	—	1,390	535
	3	—	1,413	634
	4	—	1,510	680
	5	—	1,357	591
	6	—	1,389	525
<b>Sutton</b>		Feb. 27	2,040	1,543
Precinct	1	—	1,024	806
	2	—	623	448
	3	—	393	289
<b>Swampscott</b>		Mar. 15	7,955	3,854
Precinct	1	—	1,288	554
	2	—	1,409	669
	3	—	1,263	604
	4	—	1,344	637
	5	—	1,285	677
	6	—	1,366	713
<b>Swansea</b>		Mar. 1	5,984	1,582
Precinct	1	—	1,605	496
	2	—	1,744	455
	3	—	1,749	415
	4	—	886	216

TOWNS AND VOTING PRECINCTS		TOWN ELECTIONS, 1965		
		Date of Election	Registered Voters	Persons who voted
<b>Templeton</b>		Mar. 1	<b>2,579</b>	<b>1,072</b>
Precinct	1	—	675	265
	2	—	635	244
	3	—	314	99
	4	—	955	464
<b>Tewksbury</b>		Mar. 13	<b>7,198</b>	<b>4,209</b>
Precinct	1	—	2,903	1,737
	2	—	2,245	1,233
	3	—	2,050	1,239
<b>Truro</b>		Feb. 17	<b>591</b>	<b>405</b>
Precinct	A	—	307	405
	B	—	284	—
<b>Uxbridge</b>		Mar. 9	<b>4,064</b>	<b>1,676</b>
Precinct	1	—	2,788	1,147
	2	—	1,276	529
<b>Wakefield</b>		Mar. 1	<b>13,704</b>	<b>3,720</b>
Precinct	1	—	3,692	883
	2	—	3,011	663
	3	—	3,310	1,172
	4	—	2,111	619
	5	—	1,580	383
<b>Walpole</b>		Jan. 18	<b>8,063</b>	<b>3,466</b>
Precinct	1	—	4,021	1,791
	2	—	1,958	834
	3	—	524	200
	4	—	1,560	641
<b>Wareham</b>		Mar. 5	<b>4,849</b>	<b>2,293</b>
Precinct	1	—	3,319	1,650
	2	—	1,530	643
<b>Warren</b>		Mar. 1	<b>1,991</b>	<b>1,397</b>
Precinct	A	—	1,240	882
	B	—	751	515
<b>Watertown</b>		Mar. 1	<b>20,710</b>	<b>11,147</b>
Precinct	1	—	1,953	932
	2	—	1,955	1,084
	3	—	1,847	905
	4	—	1,837	1,072
	5	—	1,873	983
	6	—	1,902	1,070
	7	—	1,733	1,022
	8A	—	1,075	548
	8B	—	790	486
	9	—	1,917	1,069
	10	—	1,951	1,073
	11	—	1,877	903



TOWNS AND VOTING PRECINCTS		CITY ELECTIONS, 1965		
		Date of Election	Registered Voters	Persons who voted
<b>Wayland</b>		Mar. 1	<b>5,848</b>	<b>2,017</b>
Precinct	1	—	3,024	997
	2	—	2,824	1,020
<b>Wellesley</b>		Mar. 1	<b>14,325</b>	<b>4,376</b>
Precinct	A	—	2,461	706
	B	—	2,086	695
	C	—	2,390	705
	D	—	1,869	612
	E	—	2,032	632
	F	—	1,870	486
	G	—	1,617	540
<b>West Springfield</b>		Feb. 15	<b>13,140</b>	<b>6,856</b>
Precinct	1	—	1,275	555
	2	—	1,323	613
	3	—	1,471	657
	4	—	1,675	950
	5	—	1,961	1,001
	6	—	1,690	944
	7	—	1,905	1,052
	8	—	1,840	1,084
<b>Westford</b>		Mar. 1	<b>4,035</b>	<b>2,590</b>
Precinct	1	—	1,176	689
	2	—	725	495
	3	—	1,351	855
	4	—	783	551
<b>Weston</b>		Mar. 27	<b>5,127</b>	<b>1,500</b>
Precinct	1	—	2,502	877
	2	—	2,625	623
<b>Westport</b>		Mar. 8	<b>4,265</b>	<b>2,767</b>
Precinct	A	—	1,415	869
	B	—	1,580	1,037
	C	—	1,270	861
<b>Westwood</b>		Mar. 1	<b>6,322</b>	<b>2,940</b>
Precinct	1	—	1,996	854
	2	—	2,165	1,143
	3	—	2,161	943
<b>Weymouth</b>		Mar. 8	<b>24,304</b>	<b>9,657</b>
Precinct	1	—	2,047	852
	2	—	2,113	872
	3	—	1,676	593
	4	—	2,314	778
	5	—	2,100	761
	6	—	1,636	777
	7	—	2,108	818

TOWNS AND VOTING PRECINCTS	TOWN ELECTIONS, 1965		
	Date of Election	Registered Voters	Persons who voted
<b>Weymouth — Con.</b>			
Precinct 8	Mar. 8	3,025	1,180
9	—	2,279	952
10	—	1,650	696
11	—	2,005	913
12	—	1,351	465
<b>Wilbraham</b>	Mar. 20	<b>4,409</b>	<b>2,455</b>
Precinct A	—	1,545	1,079
B	—	1,416	664
C	—	1,448	712
<b>Williamsburg</b>	Mar. 1	<b>1,144</b>	<b>540</b>
Precinct A	—	644	321
B	—	500	219
<b>Winchester</b>	Mar. 1	<b>11,598</b>	<b>3,483</b>
Precinct 1	—	1,900	532
2	—	1,746	617
3	—	1,807	585
4	—	2,387	622
5	—	1,897	619
6	—	1,861	508
<b>Winthrop</b>	Mar. 1	<b>10,865</b>	<b>5,444</b>
Precinct 1	—	2,402	1,288
2	—	2,012	1,042
3A	—	2,208	985
3B	—	655	374
4	—	2,134	933
5	—	1,454	822
<b>Yarmouth</b>	Mar. 8	<b>4,620</b>	<b>1,405</b>
Precinct 1	—	292	96
2	—	406	109
3	—	2,250	719
4	—	1,672	481
<b>Totals</b>		<b>835,583</b>	<b>382,417</b>

TOWNS	TOWN ELECTIONS, 1965		
	Date of Election	Registered Voters	Persons who voted
Alford	Feb. 15	152	48
Ashby	Mar. 2	1,070	412
Ashfield	Mar. 6	594	325
Avon	Mar. 8	2,413	1,424
Ayer	Mar. 1	1,953	1,477
Becket	Feb. 27	447	316
Bedford	Mar. 6	4,845	1,893
Berkley	Mar. 15	918	674
Berlin	Mar. 8	866	392
Bernardston	Mar. 1	718	380
Blandford	Mar. 8	449	126
Bolton	Mar. 8	725	402
Bourne	Mar. 3	3,115	2,176
Boxborough	Mar. 1	509	270
Boylston	Mar. 1	1,320	792
Brewster	Mar. 1	975	605
Bridgewater	Feb. 27	4,579	2,554
Brimfield	Mar. 1	787	431
Brookfield	Mar. 1	988	477
Buckland	Feb. 1	951	292
Canton*	Mar. 1	7,523	3,946
Carlisle	Mar. 1	947	534
Carver	Mar. 6	1,010	456
Charlemont	Mar. 1	486	322
Charlton	Mar. 6	1,865	949
Chatham	Mar. 11	2,525	1,581
Cheshire	Feb. 15	1,314	928
Chester	Mar. 6	620	430
Chesterfield	Feb. 1	297	113
Chilmark	Feb. 15	186	66
Clinton	Mar. 1	7,150	3,534
Cohasset	Mar. 13	3,552	1,965
Colrain	Feb. 1	735	130
Conway	Feb. 8	500	230
Cummington	Feb. 20	343	81
Dalton*	Feb. 15	3,694	880
Douglas	Feb. 8	1,562	1,122
Dover	Mar. 1	2,051	983
Dudley	Mar. 8	3,386	2,321
Dunstable	Mar. 1	453	324
Duxbury	Mar. 20	3,152	1,905
East Bridgewater	Mar. 6	3,508	1,996
East Brookfield	Mar. 1	842	204
Eastham	Feb. 16	993	649
Edgartown	Mar. 11	964	741
Egremont	Feb. 15	575	369
Essex	Mar. 8	1,280	554
Franklin	Mar. 9	6,364	2,825
Gay Head	Mar. 9	79	49
Georgetown	Mar. 8	2,300	1,327
Goshen	Feb. 20	234	84
Gosnold	Apr. 5	53	29

\*Official ballots not used at town elections.

TOWNS	TOWN ELECTIONS, 1965		
	Date of Election	Registered Voters	Persons who voted
Granby*	Mar. 1	2,001	1,123
Granville	Mar. 1	502	381
Hadley	Feb. 8	1,764	856
Halifax	Mar. 6	1,261	806
Hamilton	Mar. 9	3,031	1,268
Hampden	Feb. 23	1,425	792
Hancock	Feb. 1	253	59
Hanover	Mar. 6	3,457	1,406
Hanson	Mar. 6	2,484	652
Harvard	Mar. 8	1,228	430
Harwich	Mar. 1	2,978	1,520
Hatfield	Feb. 15	1,425	756
Hawley*	Feb. 1	117	22
Heath	Feb. 1	167	93
Hingham	Mar. 27	8,633	2,285
Hinsdale	Feb. 13	727	444
Holden	Mar. 1	6,253	1,538
Holland	Mar. 8	414	298
Holliston	Mar. 1	3,957	2,054
Hopedale	Mar. 1	2,454	1,201
Hopkinton	Mar. 15	2,748	1,618
Hubbardston	Mar. 1	679	477
Hudson	Mar. 29	6,048	3,320
Hull	Mar. 8	4,243	3,017
Huntington	Mar. 1	742	470
Kingston	Mar. 6	2,585	1,633
Lakeville	Mar. 1	1,889	1,109
Lancaster	Mar. 8	1,941	756
Lee	Mar. 1	2,984	1,293
Lenox	Feb. 23	2,328	1,256
Leverett	Feb. 20	437	106
Leyden	Mar. 6	185	117
Lincoln	Mar. 27	2,327	1,067
Littleton	Feb. 27	2,558	514
Lunenburg	Mar. 6	3,456	1,381
Manchester	Mar. 15	2,506	1,779
Mansfield	Jan. 18	4,451	1,740
Marion	Mar. 3	1,681	476
Marshfield	Mar. 20	4,981	2,924
Mashpee	Mar. 3	531	299
Mattapoisett	Mar. 2	2,031	1,124
Maynard	Mar. 8	4,340	2,200
Medfield	Mar. 1	2,993	897
Mendon	Mar. 22	1,205	846
Merrimac	Mar. 1	1,773	766
Middlefield	Feb. 13	162	105
Middleton	Mar. 15	1,763	1,024
Millis	Mar. 1	2,378	1,473
Millville	Mar. 1	871	678
Monroe	Mar. 1	98	76
Monson	Mar. 8	2,862	1,783
Monterey	Feb. 13	335	165

\*Official ballots not used at town elections.

TOWNS	TOWN ELECTIONS, 1965		
	Date of Election	Registered Voters	Persons who voted
Montgomery . . . . .	Feb. 8	198	60
Mount Washington . . . . .	Feb. 1	34	19
Nahant . . . . .	Mar. 20	1,996	1,069
Nantucket . . . . .	Mar. 8	2,259	1,434
New Ashford . . . . .	Feb. 8	89	50
New Braintree . . . . .	Mar. 1	237	56
New Marlborough . . . . .	Mar. 1	495	341
New Salem . . . . .	Feb. 1	237	51
Norfolk . . . . .	Mar. 1	1,499	863
North Attleborough . . . . .	Mar. 1	7,992	3,289
North Brookfield . . . . .	Mar. 1	1,860	1,022
North Reading . . . . .	Mar. 1	4,705	2,243
Northfield . . . . .	Mar. 1	1,361	212
Norton . . . . .	Mar. 8	3,061	1,939
Norwell . . . . .	Mar. 13	3,162	1,631
Norwood . . . . .	Jan. 18	14,214	5,396
Oak Bluffs . . . . .	Feb. 9	922	524
Oakham . . . . .	Mar. 1	334	171
Orange . . . . .	Mar. 1	2,945	1,025
Orleans . . . . .	Mar. 10	1,857	1,479
Otis . . . . .	Feb. 23	305	101
Paxton . . . . .	Mar. 1	1,643	177
Pembroke . . . . .	Mar. 20	3,545	1,648
Peru . . . . .	Feb. 20	111	70
Petersham . . . . .	Mar. 1	541	329
Phillipston . . . . .	Mar. 1	376	87
Plainfield . . . . .	Mar. 6	158	92
Plainville . . . . .	Mar. 1	1,948	883
Plympton . . . . .	Mar. 13	459	312
Princeton . . . . .	Mar. 1	716	280
Provincetown . . . . .	Mar. 15	2,498	631
Rehoboth . . . . .	Mar. 1	2,661	1,743
Richmond . . . . .	Feb. 20	552	295
Rochester . . . . .	Mar. 3	823	425
Rowe . . . . .	Mar. 1	164	104
Rowley . . . . .	Mar. 8	1,450	891
Russell . . . . .	Mar. 1	709	410
Rutland . . . . .	Mar. 1	1,293	116
Salisbury . . . . .	Mar. 9	2,253	1,456
Sandisfield . . . . .	Mar. 8	305	256
Sandwich . . . . .	Mar. 4	1,307	649
Savoy . . . . .	Mar. 1	193	159
Scituate . . . . .	Mar. 27	7,105	4,011
Sharon . . . . .	Mar. 1	5,665	3,231
Sheffield* . . . . .	Mar. 8	1,136	478
Shelburne . . . . .	Feb. 1	973	338
Sherborn . . . . .	Mar. 1	1,232	769
Shutesbury . . . . .	Feb. 13	163	64
Southampton . . . . .	Feb. 8	1,266	622
Southwick . . . . .	Mar. 8	2,420	1,563
Spencer . . . . .	Mar. 1	4,417	2,096
Sterling . . . . .	Mar. 8	1,695	801

\*Official ballots not used at town elections.

TOWNS	TOWN ELECTIONS, 1965		
	Date of Election	Registered Voters	Persons who voted
Stockbridge . . . . .	Feb. 15	1,417	632
Stoneham . . . . .	Mar. 1	9,845	3,984
Stow . . . . .	Mar. 8	1,424	345
Sturbridge . . . . .	Mar. 1	1,953	1,086
Sudbury . . . . .	Mar. 1	4,782	2,400
Sunderland . . . . .	Feb. 20	649	465
Tisbury . . . . .	Feb. 11	1,353	335
Tolland . . . . .	Feb. 6	73	37
Topsfield . . . . .	Mar. 2	2,142	826
Townsend . . . . .	Mar. 1	1,912	953
Tyngsborough . . . . .	Feb. 8	1,845	1,087
Tyringham . . . . .	Feb. 15	140	118
Upton . . . . .	Mar. 1	1,632	1,170
Wales . . . . .	Mar. 1	369	246
Ware . . . . .	Mar. 1	4,573	3,157
Warwick . . . . .	Mar. 1	250	131
Washington . . . . .	Feb. 13	168	119
Webster . . . . .	Mar. 8	7,715	4,891
Wellfleet . . . . .	Feb. 24	891	661
Wendell . . . . .	Mar. 1	178	130
Wenham . . . . .	Mar. 20	1,530	664
West Boylston . . . . .	Mar. 1	3,075	1,464
West Bridgewater . . . . .	Mar. 13	2,661	1,216
West Brookfield . . . . .	Mar. 1	1,199	727
West Newbury . . . . .	Mar. 1	1,085	675
West Stockbridge . . . . .	Feb. 23	661	411
West Tisbury . . . . .	Feb. 15	262	80
Westborough . . . . .	Mar. 1	4,239	1,636
Westhampton . . . . .	Mar. 1	322	122
Westminster . . . . .	Mar. 6	2,066	306
Whately . . . . .	Feb. 15	564	113
Whitman . . . . .	Mar. 6	5,890	2,531
Williamstown . . . . .	Feb. 15	3,837	1,833
Wilmington . . . . .	Mar. 6	6,503	3,120
Winchendon . . . . .	Mar. 1	3,193	1,747
Windsor . . . . .	Feb. 1	208	123
Worthington . . . . .	Feb. 6	382	145
Wrentham . . . . .	Mar. 1	2,343	999
Total . . . . .		386,429	190,212

\*Official ballots not used at town elections.

RECAPITULATION

CITY AND TOWN ELECTIONS, 1965	Registered Voters	Persons who voted
Total . . . . .	2,648,621	1,488,018
39 cities . . . . .	1,426,609	915,389
312 towns . . . . .	1,222,012	572,629

NUMBER OF VOTES RECEIVED BY EACH CANDIDATE AT THE SPECIAL PRIMARIES  
MARCH 23, 1965

REPUBLICAN  
*Senator (To fill vacancy) — 1*  
THIRD BRISTOL DISTRICT

CITIES AND TOWNS	Harold H. J. Clasky of New Bedford	William Saltzman of New Bedford	All Others	Blanks	Total Votes Cast
Dartmouth . . . . .	418	315	2	8	743
NEW BEDFORD . . . . .	1,752	1,152	8	62	2,974
Totals . . . . .	2,170	1,467	10	70	3,717

DEMOCRATIC  
*Senator (To fill vacancy) — 1*  
THIRD BRISTOL DISTRICT

CITIES AND TOWNS	Lawrence W. Caton, Jr., of New Bedford	Daniel F. Hayes of New Bedford	Francis J. Lawler of New Bedford	George G. Mendonca of New Bedford	Carlos Pacheco of New Bedford	All Others	Blanks	Total Votes Cast
Dartmouth . . . . .	96	81	193	1,256	108	—	15	1,749
NEW BEDFORD . . . . .	868	876	3,806	4,432	691	8	122	10,803
Totals . . . . .	964	957	3,999	5,688	799	8	137	12,552

NUMBER OF VOTES RECEIVED BY EACH CANDIDATE AT THE SPECIAL ELECTION  
APRIL 13, 1965

*Votes for Senator (To fill vacancy)*  
THIRD BRISTOL DISTRICT

CITIES AND TOWNS	Harold H. J. Clasky of New Bedford Republican	George G. Mendonca of New Bedford Democratic	All Others	Blanks	Total Ballots
Dartmouth . . . . .	2,231	2,162	3	9	4,405
NEW BEDFORD . . . . .	10,607	9,429	5	51	20,092
Totals . . . . .	12,838	11,591	8	60	24,497



NUMBER OF VOTES RECEIVED BY EACH CANDIDATE AT THE SPECIAL PRIMARIES  
MAY 4, 1965

REPUBLICAN  
*Senator (To fill vacancy) — 1*  
SIXTH SUFFOLK DISTRICT

CITIES AND TOWNS	Alan C. Freeman of Boston Republican	All Others	Blanks	Total Ballots
BOSTON:				
Wards 12, 14, and 18 . . . . .	1,048	13	76	1,137

DEMOCRATIC  
*Senator (To fill vacancy) — 1*  
SIXTH SUFFOLK DISTRICT

CITIES AND TOWNS	Royal L. Bolling of Boston	Richard C. Driscoll, Jr., of Boston	Michael Paul Feeney of Boston	Samuel Harmon of Boston	James R. Purdy of Boston	All Others	Blanks	Total Ballots
BOSTON:								
Wards 12, 14, and 18 . . . . .	1,432	549	5,981	8,436	504	—	148	17,050

NUMBER OF VOTES RECEIVED BY EACH CANDIDATE AT THE SPECIAL ELECTION  
MAY 25, 1965

*Votes for Senator (To fill vacancy)*  
SIXTH SUFFOLK DISTRICT

CITIES AND TOWNS	Alan C. Freeman of Boston Republican	Samuel Harmon of Boston Democratic	All Others	Blanks	Total Ballots
BOSTON:					
Wards 12, 14, and 18 . . . . .	4,728	10,445	—	149	15,322

NUMBER OF VOTES RECEIVED BY EACH CANDIDATE AT THE SPECIAL PRIMARIES  
FEBRUARY 23, 1965

REPUBLICAN  
*Senator (To fill vacancy)*  
FIRST WORCESTER DISTRICT

CITIES AND TOWNS	William C. Cook* 28 King Street Worcester	Leonard H. Stevens* 14 Benson Street Worcester	All Others	Blanks	Total Votes Cast
Leicester . . . . .	53	2	—	56	111
Millbury . . . . .	51	0	—	41	92
WORCESTER:					
Wards 4, 5, 6, 7, 8 . . . . .	441	22	6	323	792
Totals . . . . .	545	24	6	420	995

\*Sticker Candidate

DEMOCRATIC  
*Senator (To fill vacancy)*  
FIRST WORCESTER DISTRICT

CITIES AND TOWNS	Joseph J. Dyer of Worcester	Daniel J. Foley of Worcester	Ernest F. Lutfy of Worcester	Vite J. Pigaga of Worcester	Leo J. Reynolds of Worcester	Peter D. Tomaiolo of Worcester	All Others	Blanks	Total Votes Cast
Leicester . . . . .	53	120	14	824	292	22	—	23	1,348
Millbury . . . . .	375	120	17	363	328	53	—	12	1,268
WORCESTER:									
Wards 4, 5, 6, 7, 8 . . . . .	976	2,211	242	4,216	3,379	1,788	—	122	12,934
Totals . . . . .	1,404	2,451	273	5,403	3,999	1,863	—	157	15,550

NUMBER OF VOTES RECEIVED BY EACH CANDIDATE AT THE SPECIAL ELECTION  
MARCH 16, 1965

*Votes for Senator (To fill vacancy)*  
FIRST WORCESTER DISTRICT

CITIES AND TOWNS	William C. Cook of Worcester Republican	Vite J. Pigaga of Worcester Democratic	All Others	Blanks	Total Ballots
Leicester . . . . .	343	1,387	—	6	1,736
Millbury . . . . .	300	861	—	1	1,162
WORCESTER:					
Wards 4, 5, 6, 7, 8 . . . . .	1,968	8,486	—	28	10,482
Totals . . . . .	2,611	10,734	—	35	13,380

NUMBER OF VOTES RECEIVED BY EACH CANDIDATE AT THE SPECIAL PRIMARIES  
DECEMBER 7, 1965

REPUBLICAN  
*Representative in the General Court (To fill vacancy) — 1*  
SECOND HAMPDEN DISTRICT

CITIES AND TOWNS		Walter Iwanicki of Chicopee	All Others	Blanks	Total Votes Cast
CHICOPEE:					
Ward 5, 6	.	139	-	33	172
Ludlow	.	120	11	44	175
Totals	.	259	11	77	347

DEMOCRATIC  
*Representative in the General Court (To fill vacancy) — 1*  
SECOND HAMPDEN DISTRICT

CITIES AND TOWNS		Francis L. Bourcier of Ludlow	Steve T. Chmura of Ludlow	Leo S. Maniatty of Chicopee	Louis Santos, III of Chicopee	Chester W. Wojtowicz of Chicopee	All Others	Blanks	Total Votes Cast
CHICOPEE:									
Ward 5, 6	.	268	504	498	525	309	—	14	2,118
Ludlow	.	1,310	1,378	93	773	19	—	26	3,599
Totals	.	1,578	1,882	591	1,298	328	—	40	5,717

NUMBER OF VOTES RECEIVED BY EACH CANDIDATE AT THE SPECIAL ELECTION  
DECEMBER 28, 1965

*Representative in the General Court (To fill vacancy)*  
SECOND HAMPDEN DISTRICT

CITIES AND TOWNS		Steve T. Chmura 460 West Street Ludlow-Democratic	Walter Iwanicki 70 Dewey Street Chicopee-Republican
CHICOPEE:			
Ward 5	Precinct A	.	134
5	B	.	334
5	C	.	167
6	A	.	122
6	B	.	363
Ludlow:			
Precinct	1	.	427
	2	.	525
	3	.	367
	4	.	495
	5	.	536
Totals	.	.	3,410
			923

NUMBER OF VOTES RECEIVED BY EACH CANDIDATE AT THE SPECIAL PRIMARIES  
 DECEMBER 7, 1965  
 REPUBLICAN  
*Representative in the General Court (To fill vacancy) — 1*  
 SEVENTH HAMPDEN DISTRICT

CITIES AND TOWNS	Frederick M. Whitney, Jr. of Springfield	All Others	Blanks	Total Votes Cast
SPRINGFIELD:				
Ward 5 . . . . .	224		4	228

DEMOCRATIC  
*Representative in the General Court (To fill vacancy) — 1*  
 SEVENTH HAMPDEN DISTRICT

CITIES AND TOWNS	Charles J. Higgins, Jr. of Springfield	Nichola Licursi of Springfield	William Lyons of Springfield	Joseph A. Manley of Springfield	William H. Mitchell of Springfield	All Others	Blanks	Total Votes Cast
SPRINGFIELD:								
Ward 5 . . . . .	274	147	232	61	274	—	16	1,004

NUMBER OF VOTES RECEIVED BY EACH CANDIDATE AT THE SPECIAL ELECTION  
 DECEMBER 28, 1965  
*Votes for Representative in the General Court (To fill vacancy)*  
 SEVENTH HAMPDEN DISTRICT

CITIES AND TOWNS	Charles J. Higgins, Jr. Springfield-Democratic	Frederick M. Whitney, Jr. Springfield-Republican	Bernard M. LaPointe Springfield-Independent
SPRINGFIELD:			
Ward 5 Precinct A . . . . .	75	85	5
5 B . . . . .	55	63	4
5 C . . . . .	59	70	1
5 D . . . . .	113	167	4
5 E . . . . .	48	148	4
5 F . . . . .	105	144	38
5 G . . . . .	154	267	19
Totals . . . . .	609	944	75

NUMBER OF VOTES RECEIVED BY EACH CANDIDATE AT THE SPECIAL PRIMARIES  
MAY 4, 1965

REPUBLICAN  
*Representative in the General Court (To fill vacancy) — 1*  
FIRST MIDDLESEX DISTRICT

CITIES AND TOWNS	Gustave M. Solomons of Cambridge	All Others	Blanks	Total Ballots
CAMBRIDGE:				
Wards 1, 2, 3	189	—	18	207
SOMERVILLE:				
Ward 2	41	—	12	53
Totals	230	—	30	260

DEMOCRATIC  
*Representative in the General Court (To fill vacancy) — 1*  
FIRST MIDDLESEX DISTRICT

CITIES AND TOWNS	Thomas F. August of Somerville	Christopher Carolina of Cambridge	Mary M. Coady of Cambridge	Paul A. Gargano of Cambridge	James J. Hayes, Jr. of Cambridge	Edward C. Kneeland of Somerville	Michael J. Lombardi of Cambridge	Owen F. Lyons of Cambridge	Joseph E. Maynard of Cambridge	Frederick R. McMenimen of Cambridge	Edward Stewart, Jr. of Cambridge	Francis X. Tobin of Cambridge	All Others	Blanks	Total Ballots
CAMBRIDGE:															
Wards 1, 2, 3	309	394	582	1,326	84	28	1,568	206	353	268	458	50	—	134	5,760
SOMERVILLE:															
Ward 2	946	76	170	285	11	19	282	16	13	90	36	25	—	65	2,034
Totals	1,255	470	752	1,611	95	47	1,850	222	366	358	494	75	—	199	7,794

NUMBER OF VOTES RECEIVED BY EACH CANDIDATE AT THE SPECIAL ELECTION  
MAY 25, 1965

*Votes for Representative in the General Court (To fill vacancy)*

FIRST MIDDLESEX DISTRICT

CITIES AND TOWNS		Michael J. Lombardi of Cambridge Democrat	Gustave M. Solomon of Cambridge Republican
<b>CAMBRIDGE:</b>			
Ward 1	Precinct 1	.	.
	2	.	.
	3	.	.
	4	.	.
	5	.	.
2	1	.	.
2	2	.	.
2	3	.	.
2	4	.	.
2	5	.	.
3	1	.	.
3	2	.	.
3	3	.	.
3	4	.	.
3	5	.	.
		443	36
		423	38
		432	35
		476	39
		449	48
		243	126
		193	67
		141	190
		157	65
		58	104
		256	23
		240	40
		217	79
		178	115
		209	106
<b>SOMERVILLE:</b>			
Ward 2	Precinct 1	.	.
	2	.	.
	3	.	.
	4	.	.
	5	.	.
	6	.	.
		44	7
		202	19
		73	12
		187	35
		184	47
		218	6
Totals	.	5,022	1,237

NUMBER OF VOTES RECEIVED BY EACH CANDIDATE AT THE SPECIAL PRIMARIES  
MARCH 30, 1965

REPUBLICAN  
*Representative in the General Court (To fill vacancy) — 1*  
FIFTH SUFFOLK DISTRICT

CITIES AND TOWNS	No Nomination	All Others	Blanks	Total Votes Cast
BOSTON:				
Wards 6, 7 . . . . .		50	18	68

DEMOCRATIC  
*Representative in the General Court (To fill vacancy) — 1*  
FIFTH SUFFOLK DISTRICT

CITIES AND TOWNS	Thomas P. Beggan of Boston	John J. Driscoll, Jr. of Boston	Michael F. Flaherty of Boston	Charles A. Harrington of Boston	John J. McDonough of Boston	Geoffrey P. Morris of Boston	John P. Noemick of Boston	Gerald F. O'Leary of Boston	Harry G. Uhlman, Jr. of Boston	All Others	Blanks	Total Votes Cast
BOSTON:												
Wards 6, 7 . . . . .	281	359	2,290	81	385	142	46	3,734	2,252	—	15	9,585

NUMBER OF VOTES RECEIVED BY EACH CANDIDATE AT THE SPECIAL ELECTION  
APRIL 20, 1965

*Votes for Representative in the General Court (To fill vacancy)*  
FIFTH SUFFOLK DISTRICT

CITIES AND TOWNS												Gerald F. O'Leary of Boston Democratic	All Others	
BOSTON :														
Ward 6	Precinct 1	.	.	.	.	.	.	.	.	.	.	.	18	—
	2	.	.	.	.	.	.	.	.	.	.	.	43	—
	3	.	.	.	.	.	.	.	.	.	.	.	9	—
	4	.	.	.	.	.	.	.	.	.	.	.	21	—
	5	.	.	.	.	.	.	.	.	.	.	.	21	—
	6	.	.	.	.	.	.	.	.	.	.	.	45	—
	7	.	.	.	.	.	.	.	.	.	.	.	55	—
	8	.	.	.	.	.	.	.	.	.	.	.	24	1
	9	.	.	.	.	.	.	.	.	.	.	.	89	—
	1	.	.	.	.	.	.	.	.	.	.	.	87	—
	2	.	.	.	.	.	.	.	.	.	.	.	41	—
	3	.	.	.	.	.	.	.	.	.	.	.	58	—
	4	.	.	.	.	.	.	.	.	.	.	.	54	2
	5	.	.	.	.	.	.	.	.	.	.	.	29	—
	6	.	.	.	.	.	.	.	.	.	.	.	28	—
	7	.	.	.	.	.	.	.	.	.	.	.	41	—
	8	.	.	.	.	.	.	.	.	.	.	.	17	—
	9	.	.	.	.	.	.	.	.	.	.	.	17	—
	10	.	.	.	.	.	.	.	.	.	.	.	13	—
Totals		.	.	.	.	.	.	.	.	.	.	.	698	3

NUMBER OF VOTES RECEIVED BY EACH CANDIDATE AT THE SPECIAL PRIMARIES  
DECEMBER 7, 1965

REPUBLICAN  
*Representative in the General Court (To fill vacancy) — 1*  
TENTH SUFFOLK DISTRICT

CITIES AND TOWNS		Hermione E. Freeman of Boston	All Others	Blanks	Total Votes Cast
BOSTON :					
Ward 14	.	178	1	23	202



NUMBER OF VOTES RECEIVED BY EACH CANDIDATE AT THE SPECIAL PRIMARIES  
DECEMBER 7, 1965

DEMOCRATIC  
*Representative in the General Court (To fill vacancy) — 1*  
TENTH SUFFOLK DISTRICT

CITIES AND TOWNS	Albert Escott of Boston	Sumner B. Gillette of Boston	Richard M. Kalp of Boston	Hyman Lookner of Boston	John D. O'Bryant of Boston	L. Edward Serlin of Boston	Harry L. Silva of Boston	Hyman Smokler of Boston	All Others	Blanks	Total Votes Cast
BOSTON :											
Ward 14 . . .	1,072	98	78	102	1,058	1,561	376	14	—	34	4,393

NUMBER OF VOTES RECEIVED BY EACH CANDIDATE AT THE SPECIAL ELECTION  
DECEMBER 28, 1965

*Votes for Representative in the General Court (To fill vacancy)*  
TENTH SUFFOLK DISTRICT

CITIES AND TOWNS										Hermione E. Freeman Boston-Republican	L. Edward Serlin Boston-Democratic
BOSTON :											
Ward 14 Precinct 1	.	.	.	.	.	.	.	.	.	3	12
14 2	.	.	.	.	.	.	.	.	.	1	9
14 3	.	.	.	.	.	.	.	.	.	3	35
14 4	.	.	.	.	.	.	.	.	.	5	44
14 5	.	.	.	.	.	.	.	.	.	9	30
14 6	.	.	.	.	.	.	.	.	.	1	17
14 7	.	.	.	.	.	.	.	.	.	6	62
14 8	.	.	.	.	.	.	.	.	.	4	54
14 9	.	.	.	.	.	.	.	.	.	11	285
14 10	.	.	.	.	.	.	.	.	.	9	233
14 11	.	.	.	.	.	.	.	.	.	6	245
14 12	.	.	.	.	.	.	.	.	.	1	183
14 13	.	.	.	.	.	.	.	.	.	6	221
14 14	.	.	.	.	.	.	.	.	.	6	250
14 15	.	.	.	.	.	.	.	.	.	4	240
14 16	.	.	.	.	.	.	.	.	.	3	227
Totals . . .	.	.	.	.	.	.	.	.	.	78	2,147

NUMBER OF VOTES RECEIVED BY EACH CANDIDATE AT THE SPECIAL PRIMARIES  
DECEMBER 7, 1965

REPUBLICAN  
*Representative in the General Court (To fill vacancy) — 1*  
FIFTEENTH WORCESTER DISTRICT

CITIES AND TOWNS	No Nomination	All Others	Blanks	Total Votes Cast
GARDNER . . . . .	—	184	93	277

*Representative in the General Court (To fill vacancy) — 1*  
FIFTEENTH WORCESTER DISTRICT

CITIES AND TOWNS	Leonard J. Beauregard of Gardner	Gordon Dickie of Gardner	Raymond M. LaFontaine of Gardner	All Others	Blanks	Total Votes Cast
GARDNER . . . . .	764	605	1,353	1	14	2,737

NUMBER OF VOTES RECEIVED BY EACH CANDIDATE AT THE SPECIAL ELECTION  
DECEMBER 28, 1965

*Votes for Representative in the General Court (To fill vacancy)*  
FIFTEENTH WORCESTER DISTRICT

CITIES AND TOWNS	Raymond M. LaFontaine Gardner-Democratic	Edward A. Blake Gardner-Independent	All Others	Blanks	Total Ballots
GARDNER:					
Ward 1 Precinct A . . . . .	233	137	—	1	371
1 B . . . . .	189	100	—	1	290
2 A . . . . .	381	136	—	3	520
2 B . . . . .	318	145	1	—	464
3 A . . . . .	279	114	1	1	395
3 B . . . . .	227	85	2	—	314
4 A . . . . .	160	61	1	—	221
4 B . . . . .	158	66	—	2	226
5 A . . . . .	174	164	—	1	339
5 B . . . . .	394	213	1	—	608
Totals . . . . .	2,513	1,221	5	9	3,748

NUMBER OF VOTES RECEIVED BY EACH CANDIDATE AT THE SPECIAL PRIMARIES  
MAY 4, 1965

REPUBLICAN  
*Representative in the General Court (To fill vacancy) — 1*  
NINETEENTH WORCESTER DISTRICT

CITIES AND TOWNS	Charles E. Jenkins of Worcester	All Others	Blanks	Total Ballots
WORCESTER: Wards 5, 6 . . . . .	286	-	20	306

DEMOCRATIC  
*Representative in the General Court (To fill vacancy) — 1*  
NINETEENTH WORCESTER DISTRICT

CITIES AND TOWNS	William H. Corey of Worcester	William J. Grady of Worcester	Anthony P. Hinura of Worcester	Edward V. Kupstas of Worcester	John H. McNamara of Worcester	Henry F. Parsons, Jr. of Worcester	Angelo R. Sabatano of Worcester	C. Vincent Shea of Worcester	Victor B. Stevens of Worcester	Robert X. Tynan of Worcester	All Others	Blanks	Total Ballots
WORCESTER: Wards 5, 6 . . . . .	259	395	248	385	618	150	250	1,450	846	923	-	82	5,606

NUMBER OF VOTES RECEIVED BY EACH CANDIDATE AT THE SPECIAL ELECTION  
MAY 25, 1965

*Votes for Representative in the General Court (To fill vacancy)*  
NINETEENTH WORCESTER DISTRICT

CITIES AND TOWNS	Charles E. Jenkins of Worcester Republican	C. Vincent Shea of Worcester Democratic
WORCESTER: Ward 5 Precinct 1 . . . . .	27	160
5 2 . . . . .	32	167
5 3 . . . . .	35	119
5 4 . . . . .	49	105
5 5 . . . . .	23	115
5 6 . . . . .	45	110
5 7 . . . . .	43	103
5 8 . . . . .	98	147
5 9 . . . . .	30	71
6 1 . . . . .	71	136
6 2 . . . . .	51	228
6 3 . . . . .	31	305
6 4 . . . . .	36	199
6 5 . . . . .	146	131
6 6 . . . . .	59	235
6 7 . . . . .	73	93
6 8 . . . . .	146	60
6 9 . . . . .	206	95
6 10 . . . . .	333	174
<b>Totals</b> . . . . .	<b>1,534</b>	<b>2,753</b>







# *Election*

# *Statistics*

**The Commonwealth of Massachusetts**

1966

IN ACCORDANCE WITH THE PROVISIONS OF GENERAL LAWS  
(TERCENTENARY EDITION) CHAPTER 54, SECTION 133  
TOGETHER WITH OTHER INFORMATION RELATING TO ELECTIONS

---

COMPILED IN THE OFFICE OF  
**KEVIN H. WHITE**  
Secretary of the Commonwealth

# TABLE OF CONTENTS

	PAGE
Letter of transmittal . . . . .	3
The "Corrupt Practices" law, returns under . . . . .	3-6
State officers, total vote for . . . . .	7
Vote for Governor in 1964 . . . . .	8
Elections, dates of city . . . . .	9-10
Mayors of cities, name of . . . . .	9-10
Polling places, number of . . . . .	10
Town ballot act . . . . .	10
List of towns voting by precincts at annual town elections . . . . .	10
Dates elections were held in cities, registered voters, number voting . . . . .	12-30
Dates elections were held in towns having precincts, registered voters, number voting . . . . .	31-41
Dates elections were held in towns having no precincts, registered voters, number voting . . . . .	42-44
Recapitulation and number of registered voters by counties . . . . .	44

## STATE PRIMARY

### *Votes for:*

Senator in Congress — candidates for nomination for . . . . .	Republican	46-48
	Democratic	120-125
State Officers — candidates for nomination for . . . . .	Republican	49-66
	Democratic	126-155
Representative in Congress — candidates for nomination for . . . . .	Republican	67-70
	Democratic	156-160
Councillor — candidates for nomination for . . . . .	Republican	71-75
	Democratic	161-166
State Senator — candidates for nomination for . . . . .	Republican	75-81
	Democratic	167-174
Representative in the General Court — candidates for nomination for . . . . .	Republican	82-103
	Democratic	175-207
District Attorney — candidates for nomination for . . . . .	Republican	103-106
	Democratic	207-210
Register of Probate and Insolvency — candidates for nomination for . . . . .	Republican	106-110
	Democratic	210-215
County Commissioner — candidates for nomination for . . . . .	Republican	110-113
	Democratic	216-221
County Treasurer — candidates for nomination for . . . . .	Republican	114-117
	Democratic	221-227
Miscellaneous Vacancies — candidates for nomination for . . . . .	Republican	409-410
	Democratic	409-411

## STATE ELECTION

### *Votes for:*

Senator in Congress . . . . .	230-235
State Officers . . . . .	236-270
Representative in Congress . . . . .	270-274
Councillor . . . . .	275-280
State Senator . . . . .	281-289
Representative in the General Court . . . . .	289-327
District Attorney . . . . .	328-331
Register of Probate and Insolvency . . . . .	332-336
County Commissioner . . . . .	336-339
County Treasurer . . . . .	340-343
Miscellaneous Vacancies . . . . .	409-411

### *Votes on Questions:*

No. 1 Governor and Lieutenant Governor to Run as a Team . . . . .	344
No. 2 Reorganization of Departments by Governor . . . . .	350
No. 3 Municipal Industrial Development . . . . .	356
No. 4 Home Rule . . . . .	362
No. 5 Sales Tax Referendum . . . . .	368
No. 6 Sales Tax — Public Policy . . . . .	374
No. 7 Alcoholic Beverages . . . . .	380
No. 8 Pari-Mutuel . . . . .	398
No. 8 Bristol County — Advertising . . . . .	405
Public Policy Questions . . . . .	405
Total Number Votes Cast . . . . .	406
Special Primaries and Elections . . . . .	409



# The Commonwealth of Massachusetts

March 10, 1967

To the Honorable Senate and House of Representatives:

I submit herewith, in compliance with General Laws (Tercentenary Edition), Chapter 54, section 133, a report of the number of registered voters at the date of the last biennial state election and city and town elections, and the total number of persons who voted at each such election in every city and town, and in every voting precinct therein, together with the number of votes received by each candidate for nomination and for election for a state office.

## Returns Under the Disclosure of Campaign Expenditures and Contributions Law

In compliance with the General Laws (Tercentenary Edition, Chapter 55, nomination expense returns were received from 816 candidates (48 depositories — 768 non-depositories) of which 28 appear to be not in conformity with the law and were therefore transmitted to the Attorney General, together with a list of the names and addresses of 94 candidates who failed to file returns.

The totals reported by candidates for nomination as shown by the returns filed were as follows:

PRIMARY			
DEPOSITORY CANDIDATES — as of December 31, 1966			
	<i>Receipts</i>	<i>Expenses</i>	<i>Liabilities</i>
United States Senate			
Democratic . . .	\$332,986.55	\$276,963.67	0
Republican . . .	78.22	78.22	0
Governor			
Democratic . . .	12,125.00	101,412.37	\$9,796.07
Republican . . .	0	10,000.00	0
Lieutenant Governor			
Democratic . . .	2,841.74	1,252.50	2,167.85
Republican . . .	0	14,669.90	10,000.00
Attorney General			
Democratic . . .	4,426.00	5,008.17	0
Republican . . .	25.00	24,521.29	0
Secretary of State			
Democratic . . .	0	0	0
Republican . . .	150.00	1,196.45	0
Treasurer			
Democratic . . .	0	0	0
Republican . . .	11,495.00	7,614.52	0
Auditor			
Democratic . . .	1,210.00	2,810.00	0
Republican . . .	3,015.00	2,483.99	160.77
Congressman			
Democratic . . .	19,112.80	22,097.86	1,195.40
Republican . . .	4,175.00	1,037.63	771.17
<b>TOTALS</b>			
Democratic . . .	372,702.09	409,544.57	13,159.32
Republican . . .	18,938.22	61,602.00	10,931.94
<b>GRAND TOTALS</b>	<u>\$391,640.31</u>	<u>\$471,146.57</u>	<u>\$24,091.26</u>

## NON-DEPOSITORY CANDIDATES — as of January 31, 1967

	<i>Receipts</i>	<i>Expenses</i>	<i>Liabilities</i>
Democratic . . . . .	\$169,536.62	\$305,612.84	\$29,420.08
Republican . . . . .	<u>48,552.73</u>	<u>117,873.38</u>	<u>7,037.73</u>
TOTALS . . . . .	\$218,089.35	\$423,486.22	\$36,457.81

The totals reported by candidates for nomination — Depositories and Non-Depositories were:

Democratic . . . . .	\$542,238.71	\$715,157.41	\$42,579.40
Republican . . . . .	<u>67,490.95</u>	<u>179,475.38</u>	<u>17,969.67</u>
TOTALS . . . . .	\$609,729.66	\$894,632.79	\$60,549.07

189 candidates reported receiving no receipts or expenditures, or that same did not exceed \$50.00 in the aggregate.

203 candidates reported receiving no contributions.

11 candidates reported having no expense.

## ELECTION

## DEPOSITORY CANDIDATES — as of December 31, 1966

Election returns were received from 531 candidates (47 depositories — 484 non-depositories), of which 15 appeared to be not in conformity with the law and were therefore transmitted to the Attorney General, together with a list of the names and addresses of 34 candidates who failed to file returns.

	<i>Receipts</i>	<i>Expenses</i>	<i>Liabilities</i>
United States Senate			
Democratic . . . . .	0	0	0
Republican . . . . .	0	0	0
Governor			
Democratic . . . . .	0	0	0
Republican . . . . .	0	0	0
Lieutenant Governor			
Democratic . . . . .	0	0	0
Republican . . . . .	0	0	0
Attorney General			
Democratic . . . . .	0	\$ 2.60	0
Republican . . . . .	0	87.01	0
Secretary of State			
Democratic . . . . .	0	0	0
Republican . . . . .	0	3.00	0
Treasurer			
Democratic . . . . .	0	0	0
Republican . . . . .	\$ 63,255.00	66,321.32	0
Auditor			
Democratic . . . . .	0	0	0
Republican . . . . .	0	8.07	0
Congressman			
Democratic . . . . .	7,563.38	4,323.82	0
Republican . . . . .	<u>6,656.00</u>	<u>5,249.58</u>	<u>0</u>
TOTALS			
Democratic . . . . .	7,563.38	4,326.42	0
Republican . . . . .	<u>69,911.00</u>	<u>71,668.98</u>	<u>0</u>
GRAND TOTALS . . . . .	\$ 77,474.38	\$ 75,995.40	0

## NON-DEPOSITORY CANDIDATES — as of January 31, 1967

Democratic . . . . .	\$151,143.17	\$179,948.64	\$25,166.46
Republican . . . . .	175,097.56	229,558.46	18,956.55
<b>TOTALS . . . . .</b>	<b>\$326,240.73</b>	<b>\$409,507.10</b>	<b>\$44,123.01</b>

The totals reported by candidates for Election — Depositories and Non-Depositories were:

	<i>Receipts</i>	<i>Expenses</i>	<i>Liabilities</i>
Democratic . . . . .	\$158,706.55	\$184,275.06	\$25,166.46
Republican . . . . .	245,008.56	301,227.44	18,956.55
<b>TOTALS . . . . .</b>	<b>\$403,715.11</b>	<b>\$485,502.50</b>	<b>\$44,123.01</b>

113 candidates reported receiving no receipts or expenditures, or that same did not exceed \$50.00 in the aggregate.

37 candidates reported receiving no contributions.

14 candidates reported having no expenses.

## DEPOSITORY COMMITTEES — as of December 31, 1966

	PRIMARY			ELECTION		
	<i>Receipts</i>	<i>Expenses</i>	<i>Liabilities</i>	<i>Receipts</i>	<i>Expenses</i>	<i>Liabilities</i>
<b>U. S. SENATE</b>						
Democratic . . . . .	\$ 655,918.88	\$ 640,014.10	\$ 50,253.14	\$ 235,075.05	\$ 246,270.70	\$ 21,108.68
Republican . . . . .	229,252.75	201,678.93	0	276,398.13	291,906.64	0
<b>GOVERNOR</b>						
Democratic . . . . .	395,849.80	354,721.22	123,222.72	264,401.05	293,434.19	134,592.91
Republican . . . . .	215,140.25	179,870.11	9,279.00	605,096.64	601,539.00	0
<b>LIEUTENANT GOVERNOR</b>						
Democratic . . . . .	100,265.52	106,594.43	8,642.55	40,113.28	40,135.32	0
Republican . . . . .	56,523.87	52,255.73	11,932.99	27,315.00	32,233.17	3,644.15
<b>ATTORNEY GENERAL</b>						
Democratic . . . . .	182,648.37	179,337.75	21,645.55	48,814.20	45,580.15	0
Republican . . . . .	145,561.71	93,617.06	4,290.02	359,613.28	399,471.53	194,251.63
<b>SECRETARY OF STATE</b>						
Democratic . . . . .	21,097.75	13,914.18	0	3,250.00	9,779.89	0
Republican . . . . .	1,225.00	739.60	0	1,918.25	2,480.10	0
<b>AUDITOR</b>						
Democratic . . . . .	15,262.94	13,012.04	0	8,876.00	10,787.03	2,310.27
Republican . . . . .	5,436.99	2,977.12	0	29,724.74	29,787.43	0
<b>TREASURER</b>						
Democratic . . . . .	1,000.00	679.03	391.32	11,004.18	6,511.46	0
Republican . . . . .	27,941.00	20,654.67	0	34,874.75	41,670.52	0
<b>CONGRESSMEN</b>						
Democratic . . . . .	79,746.41	65,000.28	0	94,541.26	95,158.67	0
Republican . . . . .	65,518.46	58,288.59	5,901.81	132,068.68	126,706.13	249.00
<b>STATE COMMITTEES</b>						
Democratic . . . . .	97,375.04	125,575.42	0	183,336.25	175,978.79	0
Republican . . . . .	288,693.09	127,063.42	0	137,676.65	219,767.02	0
<b>TOTALS — Democratic</b>	<b>1,549,164.71</b>	<b>1,498,848.45</b>	<b>204,155.28</b>	<b>889,414.27</b>	<b>923,636.20</b>	<b>158,011.86</b>
<b>Republican</b>	<b>1,035,293.12</b>	<b>737,145.23</b>	<b>31,403.82</b>	<b>1,604,686.12</b>	<b>1,745,561.54</b>	<b>198,144.78</b>
<b>GRAND TOTALS</b>	<b>\$2,584,457.83</b>	<b>\$2,235,993.68</b>	<b>\$235,559.10</b>	<b>\$2,494,100.39</b>	<b>\$2,669,197.74</b>	<b>\$356,156.64</b>

## NON-DEPOSITORY COMMITTEES — as of January 31, 1967

	<i>Receipts</i>	<i>Expenses</i>	<i>Liabilities</i>
Primary . . . . .	\$ 298,269.34	\$ 205,246.34	\$ 28,787.35
Election . . . . .	808,556.02	655,065.92	70,296.86
<b>TOTALS . . . . .</b>	<b>\$1,106,825.36</b>	<b>\$ 860,312.26</b>	<b>\$ 99,084.21</b>

The totals reported by treasurers of Depository and Non-Depository non-elected political committees were:

Primary . . . . .	\$2,882,727.17	\$2,441,240.02	\$264,346.45
Election . . . . .	3,302,656.41	3,324,263.66	426,453.50
<b>TOTALS . . . . .</b>	<b>\$6,185,383.58</b>	<b>\$5,765,503.68</b>	<b>\$690,799.95</b>

## ELECTED COMMITTEES — as of January 31, 1967

Primary				
Democratic	.	.	\$ 10,916.87	\$ 8,694.60
Republican	.	.	35,926.18	29,574.82
Totals	.	.	<u>46,843.05</u>	<u>38,269.42</u>
Election				
Democratic	.	.	17,730.66	23,395.19
Republican	.	.	86,210.45	90,986.67
Totals	.	.	<u>103,941.11</u>	<u>114,381.86</u>
GRAND TOTALS	.	.	<u>\$ 150,784.16</u>	<u>\$ 152,651.28</u>
				<u>\$ 9,040.36</u>

The totals reported by treasurers of Depository, Non-Depository and Elected Political Committees were:

	<i>Receipts</i>	<i>Expenses</i>	<i>Liabilities</i>
Primary	\$2,929,570.22	\$2,479,509.44	\$266,201.83
Election	3,406,597.52	3,438,645.52	433,638.48
TOTALS	<u>\$6,336,167.73</u>	<u>\$5,918,154.96</u>	<u>\$699,840.31</u>

## GRAND TOTALS — DEPOSITORY COMMITTEES — as of December 31, 1966

State Committees	\$ 707,081.03	\$ 648,384.65	0
United States Senate	1,396,644.81	1,379,870.37	\$ 71,361.82
Governor	1,480,490.74	1,429,564.52	267,094.63
Lieutenant Governor	224,217.67	231,218.65	24,219.69
Attorney General	736,637.56	718,006.49	220,187.20
Secretary of State	27,491.00	26,913.77	0
Treasurer	74,819.93	69,515.68	391.32
Auditor	59,300.67	56,563.62	2,310.27
Congressman	371,874.81	345,153.67	6,150.81
TOTALS	<u>\$5,078,558.22</u>	<u>\$4,905,191.42</u>	<u>\$591,715.74</u>

## RECAPITULATION — PRIMARY and ELECTION

## CANDIDATES AND COMMITTEES

Receipts	\$7,349,612.51
Expenses	7,298,290.25
Liabilities	804,512.39

In accordance with Section 18, 23 corporations reported contributing \$36,796.25 to committees relative to a referendum appearing on the ballot.

Total receipts for 1966 were \$7,349,612.51 (an increase of \$57,336.07 as compared with 1964).

Total expenses for 1966 were \$7,298,290.25 (a decrease of \$237,379.14 as compared with 1964).

Total liabilities for 1966 were \$804,512.39 (an increase of \$325,272.71 as compared with 1964).

## SPECIAL ELECTIONS


In connection with special elections held to fill vacancies in the office of Representative in the General Court First Dukes District and the Third Suffolk District, nomination returns were received from 13 candidates, 6 of whom reported no receipts, and 2 reported no receipts or expenses. Total nomination receipts were reported as \$1,217.00, expenses as \$5,037.54, and liabilities as \$350.00.

Election returns were received from 4 candidates, 2 of whom reported no receipts and 1 reported no receipts or expenses. Total election receipts were reported as \$550.00; expenses \$1,389.82, and liabilities \$32.50.

From treasurers of political committees (elected and non-elected) 27 returns of receipts and expenses were received (14 primary, and 13 election). The total amount reported by committees as receipts or contributions was \$6,757.85; expenditures \$6,958.10; liabilities \$2,171.50.

The name of 1 candidate was reported to the Attorney General, as not having filed a primary return.

Very truly yours,

A handwritten signature in cursive script that reads "Kevin H. White". The signature is written in black ink and is positioned above the printed name of the Secretary of the Commonwealth.

*Secretary of the Commonwealth.*

NAME	Political Designation	Votes	Per Cent
<i>Vote for Governor, 1966</i>			
John A. Volpe of Winchester . . . . .	Republican . . . . .	1,277,358	62.57
Edward J. McCormack, Jr., of Boston	Democratic . . . . .	752,720	36.87
Henning A. Blomen of Somerville . . . . .	Socialist Labor . . . . .	6,539	.32
John Charles Hedges of Needham . . . . .	Prohibition . . . . .	4,494	.22
All others . . . . .	— —	66	.02
NAME	Political Designation	Votes	
<i>Vote for Lieutenant Governor, 1966</i>			
Joseph E. McGuire of Worcester . . . . .	Democratic . . . . .	859,907	
Francis W. Sargent of Dover . . . . .	Republican . . . . .	1,059,846	
Grace F. Luder of Waltham . . . . .	Prohibition . . . . .	7,202	
Francis A. Votano of Lynn . . . . .	Socialist Labor . . . . .	14,822	
All others . . . . .	— —	2	
<i>Vote for Attorney General, 1966</i>			
Francis X. Bellotti of Quincy . . . . .	Democratic . . . . .	946,219	
Elliot L. Richardson of Brookline . . . . .	Republican . . . . .	1,036,739	
Edgar E. Gaudet of Lynn . . . . .	Socialist Labor . . . . .	16,901	
All others . . . . .	— —	48	
<i>Vote for Secretary, 1966</i>			
Kevin H. White of Boston . . . . .	Democratic . . . . .	1,357,131	
Raymond M. Trudel of Montague . . . . .	Republican . . . . .	562,708	
F. Oliver Drake of Lynn . . . . .	Prohibition . . . . .	9,289	
Willy N. Hogseth of Saugus . . . . .	Socialist Labor . . . . .	8,625	
All others . . . . .	— —	4	
<i>Vote for Treasurer and Receiver General, 1966</i>			
Robert Q. Crane of Boston . . . . .	Democratic . . . . .	1,197,981	
Joseph E. Fernandes of Norton . . . . .	Republican . . . . .	689,367	
Domenico A. DiGirolamo of Quincy . . . . .	Socialist Labor . . . . .	18,819	
Julia B. Kohler of Boston . . . . .	Prohibition . . . . .	9,203	
All others . . . . .	— —	27	
<i>Vote for Auditor, 1966</i>			
Thaddeus Buczko of Salem . . . . .	Democratic . . . . .	1,102,844	
John J. Buckley of Belmont . . . . .	Republican . . . . .	808,584	
August O. Johnson of Medford . . . . .	Socialist Labor . . . . .	12,479	
Roger I. Williams of Auburn . . . . .	Prohibition . . . . .	8,196	
All others . . . . .	— —	4	
NAME	Political Designation	Votes	Per Cent
<i>Vote for Governor, 1964</i>			
Francis X. Bellotti of Quincy . . . . .	Democratic . . . . .	1,153,416	49.30
John A. Volpe of Winchester . . . . .	Republican . . . . .	1,176,462	50.20
Francis A. Votano of Lynn . . . . .	Socialist Labor . . . . .	6,273	.26
Guy S. Williams of Auburn . . . . .	Prohibition . . . . .	3,713	.15
All others . . . . .	— —	266	.09

1966  
DATES OF CITY ELECTIONS

*Mayors*

Attleboro . . . . .	Thomas A. Piggott . . . . .	1st Tuesday in November in every odd-numbered year, beginning in 1949.
Beverly . . . . .	Carl V. Joslin . . . . .	Tuesday next following 1st Monday in November in every odd-numbered year, beginning in 1963.
Boston (Plan A) (Chapter 452, Acts of 1948, as amended)	John F. Collins . . . . .	Tuesday after the 1st Monday in November, in every odd-numbered year, beginning in 1925.
Brockton (Plan B) . . . . .	Alvin Jack Sims . . . . .	1st Tuesday after the 1st Monday in November in each odd-numbered year, beginning in 1947.
Cambridge (Plan E) . . . . .	Daniel J. Hayes, Jr. . . . .	Tuesday next following 1st Monday in November in every odd-numbered year, beginning in 1941.
Chelsea . . . . .	John J. Slater, Jr. . . . .	Tuesday next following 1st Monday in November in every odd-numbered year, beginning in 1947.
Chicopee . . . . .	Richard H. Demers . . . . .	1st Tuesday after the 1st Monday in November in every odd-numbered year, beginning in 1943.
Everett . . . . .	James R. Plunkett . . . . .	Tuesday after 1st Monday in November in each odd-numbered year, beginning in 1931.
Fall River (Plan A) . . . . .	Roland G. Desmarais . . . . .	Tuesday next following 1st Monday in November in each odd-numbered year, beginning in 1945.
Fitchburg (Plan B) . . . . .	George J. Bourque . . . . .	Tuesday next following 1st Monday in November in each odd-numbered year, beginning in 1929.
Gardner . . . . .	Cyrille P. Landry . . . . .	Tuesday next following 1st Monday in November in every odd-numbered year, beginning in 1937.
Gloucester (Plan E) (No P. R.) (Chapter 234, Acts of 1952)	Donald H. Lowe . . . . .	Tuesday next following 1st Monday in November in every odd-numbered year, beginning in 1953.
Haverhill (Plan D) . . . . .	Paul I. Chase . . . . .	Tuesday next following 1st Monday in November in every odd-numbered year, beginning in 1947.
Holyoke . . . . .	Daniel F. Dibble . . . . .	1st Tuesday after the 1st Monday in November in each odd-numbered year, beginning in 1947.
Lawrence . . . . .	Daniel P. Kiley, Jr . . . . .	Tuesday next following 1st Monday in November in each odd-numbered year, beginning in 1957.
Leominster . . . . .	Ralph W. Crossman . . . . .	Tuesday next following 1st Monday in November in each odd-numbered year, beginning in 1937.
Lowell (Plan E) (No P. R.) . . . . .	Edward J. Early, Jr. . . . .	Tuesday next following 1st Monday in November in each odd-numbered year, beginning in 1929.
Lynn . . . . .	Irving E. Kane . . . . .	Tuesday after 1st Monday in November in every odd-numbered year, beginning in 1925.
Malden (Chapter 374, Acts of 1959)	Walter J. Kelliher . . . . .	1st Tuesday after 1st Monday in November in each odd-numbered year, beginning in 1953.
Marlborough (Plan B) . . . . .	Frank D. Walker . . . . .	1st Tuesday in November in every odd-numbered year, beginning in 1933.
Medford (Plan E) (No P. R.) . . . . .	John J. McGlynn . . . . .	Tuesday next following 1st Monday in November in every odd-numbered year, beginning in 1931.
Melrose . . . . .	Paul S. Vaitses, Jr. . . . .	Tuesday next following 1st Monday in November in every odd-numbered year, beginning in 1947.
New Bedford (Plan B) . . . . .	Edward F. Harrington . . . . .	Tuesday after the 1st Monday in November in each odd-numbered year, beginning in 1949.
Newburyport (Plan B) . . . . .	George H. Lawler, Jr. . . . .	Tuesday next following the 1st Monday in November in every odd-numbered year, beginning in 1951.
Newton . . . . .	Monte G. Basbas . . . . .	Tuesday next after the 1st Monday in November in each odd-numbered year, beginning in 1939.
North Adams (Plan B) . . . . .	Francis C. Florini . . . . .	1st Tuesday after the 1st Monday of November in every odd-numbered year, beginning in 1949.
Northampton . . . . .	Wallace J. Puchalski . . . . .	Tuesday next after the 1st Monday in November in every odd-numbered year, beginning in 1947.
Peabody . . . . .	Edward T. Meaney . . . . .	Tuesday next following the 1st Monday in November in every odd-numbered year, beginning in 1947.
Pittsfield . . . . .	Remo Del Gallo . . . . .	1st Tuesday after the 1st Monday in November in every odd-numbered year, beginning in 1931.

## Mayors

Quincy (Plan A)	James R. McIntyre	Tuesday next following the 1st Monday in November in every odd-numbered year, beginning in 1945
Revere (Plan B)	George V. Colella	Tuesday next following the 1st Monday in November in every odd-numbered year, beginning in 1949.
Salem (Plan B)	Francis X. Collins	Tuesday next following the 1st Monday in November in every odd-numbered year, beginning in 1951.
Somerville	Lawrence F. Bretta	Tuesday after the 1st Monday in November in every odd-numbered year, beginning in 1925.
Springfield (Plan A 1962)	Charles V. Ryan, Jr.	Tuesday after the 1st Monday in November in every odd-numbered year, beginning in 1925.
Taunton	Benjamin A. Friedman	Tuesday following the 1st Monday in November in every odd-numbered year, beginning in 1949.
Waltham (Plan B)	Richard F. Dacey	Tuesday next after the 1st Monday in November in each odd-numbered year, beginning in 1927.
Westfield	Harold J. Martin	Tuesday following the 1st Monday in November in every odd-numbered year, beginning in 1937.
Woburn	Edward F. Gill	1st Tuesday after the 1st Monday in November in every odd-numbered year, beginning in 1949.
Worcester (Plan E) (No P. R.)	George A. Wells 1966 Joseph C. Casdin 1967	Tuesday next following the 1st Monday in November in each odd-numbered year, beginning in 1927.

## NUMBER OF POLLING PLACES, 1966

<sup>1</sup>*Town Elections*: 726, viz., 201 towns, 1 each; 111 towns divided into voting precincts, 525.

<sup>2</sup>*No City Elections.*

## TOWN BALLOT ACT

The provisions of law by which ballots for town officers are provided at the expense of the town, have been accepted by 301 towns, wherein the method of nomination and electing town officers is similar to that for state officers.

## PRECINCT VOTING IN TOWNS AT ANNUAL TOWN ELECTIONS

Abington	Dedham	Marblehead	Somerset
Acton	Deerfield	Medway	South Hadley
Acushnet	Dennis	Methuen	Southborough
Adams	Dracut	Middleborough	Southbridge
Agawam	East Longmeadow	Milford	Stoughton
Amesbury	Easthampton	Millbury	Swampscott
Amherst	Easton	Milton	Swansea
Andover	Erving	Montague	Templeton
Arlington	Fairhaven	Natick	Tewksbury
Ashburnham	Falmouth	Needham	Uxbridge
Ashland	Florida	Newbury	Wakefield
Athol	Foxborough	North Andover	Walpole
Auburn	Framingham	Northborough	Wareham
Barnstable	Freetown	Northbridge	Warren
Barre	Gill	Oxford	Watertown
Belchertown	Grafton	Palmer	Wayland
Bellingham	Great Barrington	Pepperell	Wellesley
Belmont	Greenfield	Plymouth	West Springfield
Billerica	Groveland	Randolph	Westford
Blackstone	Hardwick	Raynham	Westport
Braintree	Holbrook	Reading	Westwood
Brookline	Ipswich	Rockland	Weymouth
Burlington	Lanesborough	Rockport	Wilbraham
Chelmsford	Leicester	Royalston	Williamsburg
Clarksburg	Lexington	Saugus	Winchester
Concord	Longmeadow	Seekonk	Winthrop
Danvers	Ludlow	Shirley	Yarmouth
Dartmouth	Lynnfield	Shrewsbury	

<sup>1</sup>Saugus has biennial elections in odd-numbered years.

<sup>2</sup>All cities have biennial elections in odd-numbered years.



---

---

NUMBER  
OF  
REGISTERED VOTERS  
AND  
PERSONS WHO VOTED  
AT THE  
STATE, AND TOWN ELECTIONS  
IN THE YEAR 1966

---

---

## NUMBER OF REGISTERED VOTERS AND PERSONS WHO VOTED AT ELECTIONS

CITIES, WARDS AND VOTING PRECINCTS	STATE ELECTIONS Nov. 8, 1966		No CITY ELECTIONS IN 1966
	Registered Voters	Persons who voted	(Biennial Elections in Odd Years)
<b>Attleboro</b>	<b>13,969</b>	<b>10,254</b>	
Ward 1, Precinct A	2,154	1,527	
" 1, " B	1,259	953	
" 2	1,968	1,539	
" 3	2,323	1,759	
" 4	2,313	1,676	
" 5	1,622	1,109	
" 6, Precinct A	922	655	
" 6, " B	1,408	1,036	
<b>Beverly</b>	<b>18,842</b>	<b>15,224</b>	
Ward 1, Precinct 1	1,176	963	
" 1, " 2	934	765	
" 1, " 3	1,310	1,055	
" 2, " 1	1,146	881	
" 2, " 2	1,534	1,183	
" 3	1,389	1,105	
" 4, Precinct 1	876	725	
" 4, " 2	1,797	1,420	
" 4, " 3	1,350	1,118	
" 5, " 1	1,652	1,379	
" 5, " 2	1,776	1,500	
" 5, " 3	1,783	1,385	
" 6, " 1	1,216	1,000	
" 6, " 2	903	745	
<b>Boston</b>	<b>294,900</b>	<b>220,462</b>	
Ward 1	19,288	14,380	
" 1, Precinct 1	1,382	1,039	
" 1, " 2	1,232	990	
" 1, " 3	1,526	1,037	
" 1, " 4	1,034	774	
" 1, " 5	1,493	1,111	
" 1, " 6	1,343	975	
" 1, " 7	1,371	988	
" 1, " 8	1,366	959	
" 1, " 9	1,305	982	
" 1, " 10	1,458	1,101	
" 1, " 11	1,683	1,285	
" 1, " 12	1,576	1,217	
" 1, " 13	1,617	1,233	
" 1, " 14	902	689	
Ward 2	<b>8,372</b>	<b>6,115</b>	
" 2, Precinct 1	1,037	748	
" 2, " 2	1,062	762	
" 2, " 3	1,435	1,087	
" 2, " 4	1,325	977	
" 2, " 5	1,302	966	
" 2, " 6	1,191	837	
" 2, " 7	1,020	738	
Ward 3	<b>9,127</b>	<b>6,979</b>	
" 3, Precinct 1	1,330	1,037	
" 3, " 2	1,342	1,078	
" 3, " 3	1,290	1,017	
" 3, " 4	1,337	1,036	
" 3, " 5	1,021	802	
" 3, " 6	1,118	811	
" 3, " 7	96	66	
" 3, " 8	423	298	
" 3, " 9	1,170	834	
Ward 4	<b>8,675</b>	<b>6,237</b>	
" 4, Precinct 1	903	639	
" 4, " 2	569	396	
" 4, " 3	729	505	
" 4, " 4	757	540	
" 4, " 5	1,085	775	
" 4, " 6	994	761	
" 4, " 7	978	720	
" 4, " 8	1,051	760	
" 4, " 9	997	668	
" 4, " 10	612	473	
Ward 5	<b>12,500</b>	<b>9,968</b>	
" 5, Precinct 1	484	366	
" 5, " 2	765	585	
" 5, " 3	1,320	1,091	

NUMBER OF REGISTERED VOTERS AND PERSONS WHO VOTED  
AT ELECTIONS — Continued

CITIES, TOWNS AND VOTING PRECINCTS			STATE ELECTIONS Nov. 8, 1966		No CITY ELECTIONS IN 1966
			Registered Voters	Persons who Voted	(Biennial Elections in Odd Years)
<b>Boston — Continued</b>					
Ward 5,	Precinct 4	.	1,198	947	
" 5,	" 5	.	1,407	1,177	
" 5,	" 6	.	1,039	851	
" 5,	" 7	.	1,339	1,073	
" 5,	" 8	.	1,252	995	
" 5,	" 9	.	1,198	896	
" 5,	" 10	.	871	696	
" 5,	" 11	.	859	679	
" 5,	" 12	.	768	612	
Ward 6	.	.	<b>10,075</b>	<b>7,433</b>	
" 6,	Precinct 1	.	990	674	
" 6,	" 2	.	1,013	746	
" 6,	" 3	.	1,022	732	
" 6,	" 4	.	1,022	737	
" 6,	" 5	.	1,030	744	
" 6,	" 6	.	1,211	940	
" 6,	" 7	.	1,237	922	
" 6,	" 8	.	1,142	892	
" 6,	" 9	.	1,358	1,046	
Ward 7	.	.	<b>12,987</b>	<b>9,816</b>	
" 7,	Precinct 1	.	1,331	1,041	
" 7,	" 2	.	1,419	1,083	
" 7,	" 3	.	1,581	1,228	
" 7,	" 4	.	1,319	981	
" 7,	" 5	.	1,080	787	
" 7,	" 6	.	1,214	904	
" 7,	" 7	.	1,458	1,067	
" 7,	" 8	.	1,043	796	
" 7,	" 9	.	1,284	985	
" 7,	" 10	.	1,258	944	
Ward 8	.	.	<b>5,738</b>	<b>3,986</b>	
" 8,	Precinct 1	.	782	568	
" 8,	" 2	.	634	434	
" 8,	" 3	.	286	182	
" 8,	" 4	.	706	461	
" 8,	" 5	.	745	517	
" 8,	" 6	.	498	358	
" 8,	" 7	.	769	546	
" 8,	" 8	.	830	611	
" 8,	" 9	.	488	309	
Ward 9	.	.	<b>5,053</b>	<b>3,541</b>	
" 9,	Precinct 1	.	630	400	
" 9,	" 2	.	754	537	
" 9,	" 3	.	605	451	
" 9,	" 4	.	697	537	
" 9,	" 5	.	801	577	
" 9,	" 6	.	257	171	
" 9,	" 7	.	385	249	
" 9,	" 8	.	406	286	
" 9,	" 9	.	518	333	
Ward 10	.	.	<b>9,960</b>	<b>7,187</b>	
" 10,	Precinct 1	.	1,104	799	
" 10,	" 2	.	997	744	
" 10,	" 3	.	1,111	878	
" 10,	" 4	.	849	607	
" 10,	" 5	.	1,056	812	
" 10,	" 6	.	979	644	
" 10,	" 7	.	1,436	911	
" 10,	" 8	.	1,053	741	
" 10,	" 9	.	1,375	1,051	
Ward 11	.	.	<b>9,473</b>	<b>6,824</b>	
" 11,	Precinct 1	.	834	543	
" 11,	" 2	.	718	485	
" 11,	" 3	.	608	418	
" 11,	" 4	.	1,020	727	
" 11,	" 5	.	977	612	
" 11,	" 6	.	824	603	
" 11,	" 7	.	1,157	884	
" 11,	" 8	.	1,273	938	
" 11,	" 9	.	871	686	
" 11,	" 10	.	1,191	928	

NUMBER OF REGISTERED VOTERS AND PERSONS WHO VOTED  
AT ELECTIONS — Continued

CITIES, WARDS AND VOTING PRECINCTS	STATE ELECTIONS Nov. 8, 1966		No CITY ELECTIONS IN 1966
	Registered Voters	Persons who Voted	(Biennial Elections in Odd Years)
<b>Boston — Continued</b>			
Ward 12	<b>8,360</b>	<b>6,103</b>	
" 12, Precinct 1	468	344	
" 12, " 2	415	297	
" 12, " 3	601	475	
" 12, " 4	884	591	
" 12, " 5	413	347	
" 12, " 6	787	566	
" 12, " 7	862	670	
" 12, " 8	741	546	
" 12, " 9	865	654	
" 12, " 10	656	472	
" 12, " 11	930	666	
" 12, " 12	738	475	
Ward 13	<b>11,311</b>	<b>8,488</b>	
" 13, Precinct 1	547	369	
" 13, " 2	585	390	
" 13, " 3	562	412	
" 13, " 4	729	526	
" 13, " 5	818	598	
" 13, " 6	1,343	1,022	
" 13, " 7	1,174	922	
" 13, " 8	1,308	1,026	
" 13, " 9	1,240	971	
" 13, " 10	1,673	1,347	
" 13, " 11	1,332	905	
Ward 14	<b>17,545</b>	<b>12,502</b>	
" 14, Precinct 1	891	630	
" 14, " 2	749	568	
" 14, " 3	961	641	
" 14, " 4	1,129	777	
" 14, " 5	1,070	750	
" 14, " 6	908	644	
" 14, " 7	1,012	700	
" 14, " 8	771	505	
" 14, " 9	1,283	951	
" 14, " 10	1,439	991	
" 14, " 11	1,240	906	
" 14, " 12	1,005	702	
" 14, " 13	1,179	865	
" 14, " 14	1,445	1,037	
" 14, " 15	1,458	1,078	
" 14, " 16	1,005	757	
Ward 15	<b>10,487</b>	<b>7,895</b>	
" 15, Precinct 1	1,567	1,160	
" 15, " 2	1,154	890	
" 15, " 3	758	585	
" 15, " 4	836	613	
" 15, " 5	686	524	
" 15, " 6	811	608	
" 15, " 7	1,131	865	
" 15, " 8	873	666	
" 15, " 9	1,042	788	
" 15, " 10	964	708	
" 15, " 11	665	488	
Ward 16	<b>16,741</b>	<b>12,784</b>	
" 16, Precinct 1	1,163	900	
" 16, " 2	819	595	
" 16, " 3	1,279	983	
" 16, " 4	1,536	1,180	
" 16, " 5	1,509	1,165	
" 16, " 6	1,790	1,285	
" 16, " 7	1,386	1,123	
" 16, " 8	1,265	1,019	
" 16, " 9	1,761	1,420	
" 16, " 10	1,276	920	
" 16, " 11	1,548	1,236	
" 16, " 12	1,139	958	
Ward 17	<b>15,419</b>	<b>11,725</b>	
" 17, Precinct 1	1,075	770	
" 17, " 2	794	625	
" 17, " 3	907	655	
" 17, " 4	843	662	

NUMBER OF REGISTERED VOTERS AND PERSONS WHO VOTED  
AT ELECTIONS — Continued

CITIES, WARDS AND VOTING PRECINCTS	STATE ELECTIONS Nov. 8, 1966		No CITY ELECTIONS IN 1966
	Registered Voters	Persons who Voted	(Biennial Elections in Odd Years)
<b>Boston — Continued</b>			
Ward 17, Precinct 5 . . . . .	732	481	
" 17, " 6 . . . . .	1,213	954	
" 17, " 7 . . . . .	816	581	
" 17, " 8 . . . . .	1,256	889	
" 17, " 9 . . . . .	842	623	
" 17, " 10 . . . . .	1,587	1,137	
" 17, " 11 . . . . .	910	712	
" 17, " 12 . . . . .	960	798	
" 17, " 13 . . . . .	836	697	
" 17, " 14 . . . . .	944	759	
" 17, " 15 . . . . .	906	738	
" 17, " 16 . . . . .	798	644	
<b>Ward 18</b>	<b>31,230</b>	<b>22,999</b>	
" 18, Precinct 1 . . . . .	1,931	1,448	
" 18, " 2 . . . . .	2,224	1,592	
" 18, " 3 . . . . .	1,752	1,199	
" 18, " 4 . . . . .	851	646	
" 18, " 5 . . . . .	1,375	1,039	
" 18, " 6 . . . . .	1,553	1,210	
" 18, " 7 . . . . .	1,088	823	
" 18, " 8 . . . . .	1,776	1,245	
" 18, " 9 . . . . .	2,495	1,905	
" 18, " 10 . . . . .	839	612	
" 18, " 11 . . . . .	2,223	1,598	
" 18, " 12 . . . . .	1,399	1,043	
" 18, " 13 . . . . .	827	617	
" 18, " 14 . . . . .	832	590	
" 18, " 15 . . . . .	1,162	841	
" 18, " 16 . . . . .	1,372	1,049	
" 18, " 17 . . . . .	1,533	1,200	
" 18, " 18 . . . . .	1,431	986	
" 18, " 19 . . . . .	1,599	1,170	
" 18, " 20 . . . . .	1,486	1,092	
" 18, " 21 . . . . .	1,502	1,094	
<b>Ward 19</b>	<b>15,222</b>	<b>11,437</b>	
" 19, Precinct 1 . . . . .	1,062	764	
" 19, " 2 . . . . .	1,676	1,322	
" 19, " 3 . . . . .	820	657	
" 19, " 4 . . . . .	1,235	855	
" 19, " 5 . . . . .	1,069	791	
" 19, " 6 . . . . .	659	487	
" 19, " 7 . . . . .	707	471	
" 19, " 8 . . . . .	869	678	
" 19, " 9 . . . . .	742	603	
" 19, " 10 . . . . .	700	492	
" 19, " 11 . . . . .	972	757	
" 19, " 12 . . . . .	1,122	891	
" 19, " 13 . . . . .	918	617	
" 19, " 14 . . . . .	687	515	
" 19, " 15 . . . . .	793	576	
" 19, " 16 . . . . .	1,191	901	
<b>Ward 20</b>	<b>25,844</b>	<b>20,314</b>	
" 20, Precinct 1 . . . . .	1,366	1,049	
" 20, " 2 . . . . .	719	514	
" 20, " 3 . . . . .	743	584	
" 20, " 4 . . . . .	1,245	972	
" 20, " 5 . . . . .	1,454	1,118	
" 20, " 6 . . . . .	1,419	1,137	
" 20, " 7 . . . . .	1,143	896	
" 20, " 8 . . . . .	1,207	907	
" 20, " 9 . . . . .	1,439	1,087	
" 20, " 10 . . . . .	1,435	1,148	
" 20, " 11 . . . . .	866	692	
" 20, " 12 . . . . .	1,059	856	
" 20, " 13 . . . . .	1,025	821	
" 20, " 14 . . . . .	1,064	886	
" 20, " 15 . . . . .	2,254	1,713	
" 20, " 16 . . . . .	1,831	1,410	
" 20, " 17 . . . . .	1,758	1,458	
" 20, " 18 . . . . .	1,043	831	
" 20, " 19 . . . . .	1,144	946	
" 20, " 20 . . . . .	1,630	1,289	

NUMBER OF REGISTERED VOTERS AND PERSONS WHO VOTED  
AT ELECTIONS — Continued

CITIES, WARDS AND VOTING PRECINCTS	STATE ELECTIONS Nov. 8, 1966		NO CITY ELECTIONS IN 1966
	Registered Voters	Persons who Voted	(Biennial Elections in Odd Years)
<b>Boston — Continued</b>			
Ward 21 . . . . .	<b>16,497</b>	<b>12,067</b>	
" 21, Precinct 1 . . . . .	772	557	
" 21, " 2 . . . . .	348	253	
" 21, " 3 . . . . .	900	651	
" 21, " 4 . . . . .	913	641	
" 21, " 5 . . . . .	1,055	730	
" 21, " 6 . . . . .	900	677	
" 21, " 7 . . . . .	1,018	723	
" 21, " 8 . . . . .	1,222	862	
" 21, " 9 . . . . .	1,501	1,037	
" 21, " 10 . . . . .	1,418	1,068	
" 21, " 11 . . . . .	1,492	1,134	
" 21, " 12 . . . . .	1,047	801	
" 21, " 13 . . . . .	1,154	880	
" 21, " 14 . . . . .	735	526	
" 21, " 15 . . . . .	1,039	780	
" 21, " 16 . . . . .	983	747	
 Ward 22 . . . . .	<b>15,266</b>	<b>11,682</b>	
" 22, Precinct 1 . . . . .	518	406	
" 22, " 2 . . . . .	718	525	
" 22, " 3 . . . . .	656	475	
" 22, " 4 . . . . .	736	562	
" 22, " 5 . . . . .	773	599	
" 22, " 6 . . . . .	803	608	
" 22, " 7 . . . . .	812	633	
" 22, " 8 . . . . .	784	583	
" 22, " 9 . . . . .	1,331	982	
" 22, " 10 . . . . .	2,054	1,513	
" 22, " 11 . . . . .	957	726	
" 22, " 12 . . . . .	1,253	978	
" 22, " 13 . . . . .	890	755	
" 22, " 14 . . . . .	1,068	861	
" 22, " 15 . . . . .	818	618	
" 22, " 16 . . . . .	1,095	855	
 <b>Brockton</b> . . . . .	<b>38,174</b>	<b>30,429</b>	
Ward 1, Precinct A . . . . .	1,105	828	
" 1, " B . . . . .	1,064	808	
" 1, " C . . . . .	1,303	1,096	
" 1, " D . . . . .	1,287	1,073	
" 1, " E . . . . .	1,923	1,557	
" 2, " A . . . . .	700	491	
" 2, " B . . . . .	817	633	
" 2, " C . . . . .	875	699	
" 2, " D . . . . .	1,145	962	
" 3, " A . . . . .	1,078	852	
" 3, " B . . . . .	1,105	930	
" 3, " C . . . . .	1,459	1,233	
" 3, " D . . . . .	1,493	1,236	
" 3, " E . . . . .	1,654	1,387	
" 4, " A . . . . .	856	651	
" 4, " B . . . . .	1,038	785	
" 4, " C . . . . .	1,217	1,031	
" 5, " A . . . . .	1,007	712	
" 5, " B . . . . .	1,245	954	
" 5, " C . . . . .	1,032	764	
" 5, " D . . . . .	1,370	1,067	
" 6, " A . . . . .	1,174	838	
" 6, " B . . . . .	1,637	1,294	
" 6, " C . . . . .	1,485	1,174	
" 6, " D . . . . .	1,613	1,278	
" 6, " E . . . . .	1,418	1,180	
" 7, " A . . . . .	1,130	854	
" 7, " B . . . . .	1,252	1,010	
" 7, " C . . . . .	1,131	919	
" 7, " D . . . . .	1,301	1,069	
" 7, " E . . . . .	1,260	1,064	
 <b>Cambridge</b> . . . . .	<b>45,291</b>	<b>36,130</b>	
Ward 1, Precinct 1 . . . . .	866	705	
" 1, " 2 . . . . .	981	793	
" 1, " 3 . . . . .	824	662	
" 1, " 4 . . . . .	805	823	
" 1, " 5 . . . . .	1,087	827	

NUMBER OF REGISTERED VOTERS AND PERSONS WHO VOTED  
AT ELECTIONS — Continued

CITIES, WARDS AND VOTING PRECINCTS	STATE ELECTIONS Nov. 8, 1966		NO CITY ELECTIONS IN 1966
	Registered Voters	Persons who Voted	(Biennial Elections in Odd Years)
<b>Cambridge — Continued</b>			
Ward 2, Precinct 1	827	677	
" 2, " 2	778	622	
" 2, " 3	1,066	778	
" 2, " 4	668	507	
" 2, " 5	500	383	
" 3, " 1	795	589	
" 3, " 2	668	515	
" 3, " 3	731	551	
" 3, " 4	656	530	
" 3, " 5	745	595	
" 4, " 1	811	654	
" 4, " 2	678	549	
" 4, " 3	690	541	
" 4, " 4	778	611	
" 4, " 5	855	667	
" 5, " 1	533	609	
" 5, " 2	752	603	
" 5, " 3	795	598	
" 5, " 4	766	623	
" 5, " 5	932	756	
" 6, " 1	776	553	
" 6, " 2	965	686	
" 6, " 3	840	557	
" 6, " 4	648	457	
" 6, " 5	1,081	767	
" 7, " 1	719	579	
" 7, " 2	724	591	
" 7, " 3	885	707	
" 7, " 4	1,009	806	
" 7, " 5	777	607	
" 8, " 1	1,007	792	
" 8, " 2	754	606	
" 8, " 3	969	748	
" 8, " 4	712	563	
" 8, " 5	1,189	915	
" 9, " 1	853	729	
" 9, " 2	779	683	
" 9, " 3	696	565	
" 9, " 4	772	607	
" 9, " 5	1,277	1,041	
" 10, " 1	636	525	
" 10, " 2	628	515	
" 10, " 3	736	595	
" 10, " 4	865	725	
" 10, " 5	1,016	856	
" 11, " 1	781	640	
" 11, " 2	804	668	
" 11, " 3	1,146	927	
" 11, " 4	829	666	
" 11, " 5	821	686	
<b>Chelsea</b>	<b>14,928</b>	<b>11,861</b>	
Ward 1, Precinct 1	858	659	
" 1, " 2	1,479	1,166	
" 2, " 1	656	541	
" 2, " 2	765	560	
" 3, " 1	1,445	1,170	
" 3, " 2	1,089	860	
" 3, " 3	1,315	1,046	
" 4, " 1	480	347	
" 4, " 2	1,577	1,240	
" 5, " 1	2,205	1,751	
" 5, " 2	1,683	1,391	
" 5, " 3	1,376	1,150	
<b>Chicopee</b>	<b>27,219</b>	<b>20,569</b>	
Ward 1	760	575	
" 2, Precinct A	1,153	886	
" 2, " B	1,044	772	
" 3, " A	1,064	764	
" 3, " B	1,499	1,142	
" 4, " A	1,195	895	
" 4, " B	1,234	873	
" 4, " C	1,689	1,349	
" 5, " A	750	509	
" 5, " B	1,932	1,406	

NUMBER OF REGISTERED VOTERS AND PERSONS WHO VOTED  
AT ELECTIONS — Continued

CITIES, WARDS AND VOTING PRECINCTS			STATE ELECTIONS Nov. 8, 1966		NO CITY ELECTIONS IN 1966  (Biennial Elections in Odd Years)
			Registered Voters	Persons who Voted	
Chicopee — Continued					
Ward 5,	Precinct C	. . . . .	1,022	763	
" 6,	" A	. . . . .	980	683	
" 6,	" B	. . . . .	1,359	988	
" 7,	" A	. . . . .	2,344	1,789	
" 7,	" B	. . . . .	1,045	828	
" 7,	" C	. . . . .	1,387	1,078	
" 7,	" D	. . . . .	1,098	840	
" 8,	" A	. . . . .	1,255	970	
" 8,	" B	. . . . .	1,894	1,475	
" 9,	" A	. . . . .	2,328	1,822	
" 9,	" B	. . . . .	187	162	
Everett			23,510	18,683	
Ward 1		. . . . .	1,029	741	
" 2,	Precinct 1	. . . . .	1,617	1,277	
" 2,	" 2	. . . . .	1,688	1,338	
" 2,	" 3	. . . . .	1,587	1,262	
" 2,	" 4	. . . . .	1,567	1,220	
" 3,	" 1	. . . . .	2,176	1,800	
" 3,	" 2	. . . . .	1,363	1,084	
" 3,	" 3	. . . . .	1,517	1,185	
" 3,	" 4	. . . . .	1,062	831	
" 3,	" 5	. . . . .	1,081	894	
" 4,	" 1	. . . . .	1,241	981	
" 4,	" 2	. . . . .	864	700	
" 4,	" 3	. . . . .	1,345	1,064	
" 5,	" 1	. . . . .	995	751	
" 5,	" 2	. . . . .	1,040	827	
" 6,	" 1	. . . . .	1,021	852	
" 6,	" 2	. . . . .	979	803	
" 6,	" 3	. . . . .	1,338	1,073	
Fall River			51,345	39,329	
Ward 1,	Precinct A	. . . . .	1,247	990	
" 1,	" B	. . . . .	1,118	899	
" 1,	" C	. . . . .	793	656	
" 1,	" D	. . . . .	902	745	
" 1,	" E	. . . . .	805	627	
" 1,	" F	. . . . .	926	731	
" 1,	" G	. . . . .	912	701	
" 1,	" H	. . . . .	927	745	
" 1,	" I	. . . . .	930	749	
" 1,	" J	. . . . .	917	742	
" 1,	" K	. . . . .	634	522	
" 1,	" L	. . . . .	829	715	
" 2,	" A	. . . . .	1,250	1,007	
" 2,	" B	. . . . .	1,093	771	
" 2,	" C	. . . . .	828	631	
" 2,	" D	. . . . .	957	692	
" 2,	" E	. . . . .	876	702	
" 2,	" F	. . . . .	1,128	883	
" 2,	" G	. . . . .	1,121	875	
" 3,	" A	. . . . .	744	543	
" 3,	" B	. . . . .	743	570	
" 3,	" C	. . . . .	295	202	
" 3,	" D	. . . . .	768	579	
" 4,	" A	. . . . .	512	367	
" 4,	" B	. . . . .	762	528	
" 4,	" C	. . . . .	645	484	
" 4,	" D	. . . . .	806	600	
" 4,	" E	. . . . .	810	609	
" 4,	" F	. . . . .	756	555	
" 5,	" A	. . . . .	690	570	
" 5,	" B	. . . . .	691	502	
" 5,	" C	. . . . .	607	436	
" 5,	" D	. . . . .	634	480	
" 6,	" A	. . . . .	1,010	797	
" 6,	" B	. . . . .	857	684	
" 6,	" C	. . . . .	727	487	
" 6,	" D	. . . . .	742	579	
" 6,	" E	. . . . .	909	697	
" 6,	" F	. . . . .	836	674	
" 6,	" G	. . . . .	931	769	
" 6,	" H	. . . . .	748	600	
" 7,	" A	. . . . .	696	483	



NUMBER OF REGISTERED VOTERS AND PERSONS WHO VOTED  
AT ELECTIONS — Continued

CITIES, WARDS AND VOTING PRECINCTS	STATE ELECTIONS Nov. 8, 1966		No CITY ELECTIONS IN 1966
	Registered Voters	Persons who Voted	(Biennial Elections in Odd Years)
<b>Fall River — Continued</b>			
Ward 7, Precinct B . . . . .	668	474	
" 7, " C . . . . .	652	462	
" 8, " A . . . . .	701	475	
" 8, " B . . . . .	926	682	
" 8, " C . . . . .	734	582	
" 8, " D . . . . .	1,116	935	
" 8, " E . . . . .	1,177	841	
" 8, " F . . . . .	1,191	933	
" 8, " G . . . . .	1,411	1,075	
" 8, " H . . . . .	1,021	738	
" 9, " A . . . . .	711	551	
" 9, " B . . . . .	972	720	
" 9, " C . . . . .	1,002	750	
" 9, " D . . . . .	950	690	
" 9, " E . . . . .	1,034	805	
" 9, " F . . . . .	1,272	911	
" 9, " G . . . . .	695	527	
<b>Fitchburg</b>			
Ward 1, Precinct A . . . . .	20,813	16,096	
" 1, " B . . . . .	1,259	994	
" 1, " C . . . . .	1,009	770	
" 1, " D . . . . .	1,220	1,004	
" 2, " A . . . . .	886	673	
" 2, " B . . . . .	867	613	
" 2, " C . . . . .	1,356	1,047	
" 2, " D . . . . .	704	516	
" 2, " E . . . . .	2,109	1,658	
" 3, " A . . . . .	754	602	
" 3, " B . . . . .	809	586	
" 3, " C . . . . .	1,015	802	
" 3, " D . . . . .	1,081	858	
" 4, " A . . . . .	1,190	948	
" 4, " B . . . . .	1,051	821	
" 5, " A . . . . .	1,020	801	
" 5, " B . . . . .	637	459	
" 6, " A . . . . .	1,130	833	
" 6, " B . . . . .	1,198	942	
" 6, " C . . . . .	1,518	1,169	
<b>Gardner</b>			
Ward 1, Precinct A . . . . .	9,533	7,488	
" 1, " B . . . . .	882	705	
" 2, " A . . . . .	911	753	
" 2, " B . . . . .	1,207	934	
" 3, " A . . . . .	1,273	1,010	
" 3, " B . . . . .	959	708	
" 4, " A . . . . .	944	749	
" 4, " B . . . . .	658	510	
" 5, " A . . . . .	640	447	
" 5, " B . . . . .	745	619	
" 5, " C . . . . .	1,314	1,058	
<b>Gloucester</b>			
Ward 1, Precinct 1 . . . . .	13,688	9,915	
" 2, " 1 . . . . .	1,619	1,263	
" 2, " 2 . . . . .	970	670	
" 3, " 1 . . . . .	1,037	716	
" 4, " 1 . . . . .	1,119	754	
" 5, " 1 . . . . .	999	668	
" 6, " 1 . . . . .	1,504	1,066	
" 6, " 2 . . . . .	1,728	1,235	
" 7, " 1 . . . . .	1,527	1,142	
" 8, " 1 . . . . .	986	721	
" 8, " 2 . . . . .	661	527	
" 8, " 3 . . . . .	1,000	761	
" 8, " 4 . . . . .	538	392	
<b>Haverhill</b>			
Ward 1, Precinct 1 . . . . .	23,054	18,705	
" 2, " 1 . . . . .	621	438	
" 3, " 1 . . . . .	899	700	
" 4, " 1 . . . . .	561	445	
" 4, " 2 . . . . .	1,755	1,372	
" 5, " 1 . . . . .	1,793	1,445	
" 5, " 2 . . . . .	955	768	
" 5, " 3 . . . . .	1,780	1,524	
" 5, " 4 . . . . .	858	695	
" 5, " 5 . . . . .	1,246	999	

NUMBER OF REGISTERED VOTERS AND PERSONS WHO VOTED  
AT ELECTIONS — Continued

CITIES, WARDS AND VOTING PRECINCTS	STATE ELECTIONS Nov. 8, 1966		No CITY ELECTIONS IN 1966
	Registered Voters	Persons who Voted	(Biennial Elections in Odd Years)
<b>Haverhill—Continued</b>			
Ward 5, Precinct 5 . . . . .	875	724	
" 5, " 6 . . . . .	1,065	861	
" 6, " 1 . . . . .	952	695	
" 6, " 2 . . . . .	891	738	
" 6, " 3 . . . . .	1,355	1,127	
" 6, " 4 . . . . .	1,404	1,188	
" 6, " 5 . . . . .	1,151	946	
" 7, " 1 . . . . .	1,568	1,320	
" 7, " 2 . . . . .	1,516	1,203	
" 7, " 3 . . . . .	1,809	1,517	
<b>Holyoke</b>	<b>26,363</b>	<b>18,504</b>	
Ward 1, Precinct A . . . . .	749	495	
" 1, " B . . . . .	619	401	
" 1, " C . . . . .	618	376	
" 2, " A . . . . .	684	453	
" 2, " B . . . . .	631	429	
" 2, " C . . . . .	571	361	
" 3, " A . . . . .	1,384	1,048	
" 3, " B . . . . .	875	597	
" 3, " C . . . . .	1,509	1,040	
" 3, " D . . . . .	1,313	922	
" 3, " E . . . . .	1,644	1,223	
" 4, " A . . . . .	547	343	
" 4, " B . . . . .	537	425	
" 4, " C . . . . .	726	549	
" 4, " D . . . . .	666	484	
" 5, " A . . . . .	527	331	
" 5, " B . . . . .	699	455	
" 5, " C . . . . .	974	700	
" 5, " D . . . . .	1,282	859	
" 6, " A . . . . .	781	465	
" 6, " B . . . . .	774	519	
" 6, " C . . . . .	1,047	746	
" 6, " D . . . . .	1,195	895	
" 6, " E . . . . .	906	627	
" 7, " A . . . . .	1,813	1,384	
" 7, " B . . . . .	794	591	
" 7, " C . . . . .	886	619	
" 7, " D . . . . .	597	417	
" 7, " E . . . . .	965	750	
<b>Lawrence</b>	<b>35,379</b>	<b>28,993</b>	
Ward 1, Precinct 1 . . . . .	968	738	
" 1, " 2 . . . . .	743	610	
" 1, " 3 . . . . .	1,073	906	
" 1, " 4 . . . . .	1,147	964	
" 1, " 5 . . . . .	1,055	859	
" 1, " 6 . . . . .	994	836	
" 2, " 1 . . . . .	769	608	
" 2, " 2 . . . . .	886	740	
" 2, " 3 . . . . .	885	731	
" 2, " 4 . . . . .	875	712	
" 2, " 5 . . . . .	949	790	
" 3, " 1 . . . . .	407	287	
" 3, " 2 . . . . .	569	434	
" 3, " 3 . . . . .	687	557	
" 3, " 4 . . . . .	974	764	
" 4, " 1 . . . . .	651	530	
" 4, " 2 . . . . .	810	627	
" 4, " 3 . . . . .	760	586	
" 4, " 4 . . . . .	610	479	
" 5, " 1 . . . . .	1,056	850	
" 5, " 2 . . . . .	944	745	
" 5, " 3 . . . . .	1,223	978	
" 5, " 4 . . . . .	763	643	
" 5, " 5 . . . . .	1,114	926	
" 5, " 6 . . . . .	1,099	893	
" 5, " 7 . . . . .	1,120	898	
" 5, " 8 . . . . .	691	545	
" 6, " 1 . . . . .	1,108	905	
" 6, " 2 . . . . .	774	621	
" 6, " 3 . . . . .	965	831	
" 6, " 4 . . . . .	1,117	925	
" 6, " 5 . . . . .	1,210	1,024	
" 6, " 6 . . . . .	1,324	1,081	

NUMBER OF REGISTERED VOTERS AND PERSONS WHO VOTED  
AT ELECTIONS — Continued

CITIES, WARDS AND VOTING PRECINCTS	STATE ELECTIONS Nov. 8, 1966		No CITY ELECTIONS IN 1966
	Registered Voters	Persons who Voted	(Biennial Elections in Odd Years)
<b>Lawrence — Continued</b>			
Ward 6, Precinct 7 . . . . .	1,300	1,097	
“ 6, “ 8 . . . . .	1,748	1,531	
“ 6, “ 9 . . . . .	1,173	1,025	
“ 6, “ 10 . . . . .	838	717	
<b>Leominster</b>	<b>14,205</b>	<b>11,558</b>	
Ward 1, Precinct A . . . . .	1,486	1,211	
“ 1, “ B . . . . .	1,376	1,138	
“ 2, “ A . . . . .	1,441	1,177	
“ 2, “ B . . . . .	1,621	1,294	
“ 3, “ A . . . . .	1,051	794	
“ 3, “ B . . . . .	1,901	1,574	
“ 4, “ A . . . . .	1,122	917	
“ 4, “ B . . . . .	841	692	
“ 5, “ A . . . . .	1,776	1,416	
“ 5, “ B . . . . .	1,590	1,345	
<b>Lowell</b>	<b>45,136</b>	<b>36,811</b>	
Ward 1, Precinct 1 . . . . .	1,660	1,456	
“ 1, “ 2 . . . . .	1,728	1,523	
“ 1, “ 3 . . . . .	1,159	945	
“ 1, “ 4 . . . . .	1,222	1,027	
“ 2, “ 1 . . . . .	890	711	
“ 2, “ 2 . . . . .	1,136	861	
“ 2, “ 3 . . . . .	344	271	
“ 2, “ 4 . . . . .	650	510	
“ 3, “ 1 . . . . .	618	459	
“ 3, “ 2 . . . . .	941	721	
“ 3, “ 3 . . . . .	749	600	
“ 3, “ 4 . . . . .	854	675	
“ 3, “ 5 . . . . .	920	744	
“ 4, “ 1 . . . . .	842	623	
“ 4, “ 2 . . . . .	795	661	
“ 4, “ 3 . . . . .	1,099	896	
“ 4, “ 4 . . . . .	1,393	1,162	
“ 5, “ 1 . . . . .	1,149	955	
“ 5, “ 2 . . . . .	1,097	899	
“ 5, “ 3 . . . . .	1,013	815	
“ 5, “ 4 . . . . .	1,345	1,117	
“ 6, “ 1 . . . . .	1,069	875	
“ 6, “ 2 . . . . .	1,345	1,120	
“ 6, “ 3 . . . . .	805	666	
“ 6, “ 4 . . . . .	1,037	841	
“ 6, “ 5 . . . . .	947	723	
“ 7, “ 1 . . . . .	869	717	
“ 7, “ 2 . . . . .	1,220	960	
“ 7, “ 3 . . . . .	1,036	790	
“ 7, “ 4 . . . . .	366	277	
“ 8, “ 1 . . . . .	1,009	820	
“ 8, “ 2 . . . . .	1,122	950	
“ 8, “ 3 . . . . .	1,771	1,515	
“ 8, “ 4 . . . . .	1,609	1,271	
“ 9, “ 1 . . . . .	991	830	
“ 9, “ 2 . . . . .	1,319	1,109	
“ 9, “ 3 . . . . .	835	680	
“ 10, “ 1 . . . . .	666	548	
“ 10, “ 2 . . . . .	799	638	
“ 10, “ 3 . . . . .	689	587	
“ 10, “ 4 . . . . .	585	455	
“ 11, “ 1 . . . . .	802	669	
“ 11, “ 2 . . . . .	442	367	
“ 11, “ 3 . . . . .	1,065	883	
“ 11, “ 4 . . . . .	1,134	889	
<b>Lynn</b>	<b>47,641</b>	<b>37,913</b>	
Ward 1, Precinct 1 . . . . .	1,593	1,327	
“ 1, “ 2 . . . . .	1,363	1,195	
“ 1, “ 3 . . . . .	1,411	1,159	
“ 1, “ 4 . . . . .	1,739	1,476	
“ 2, “ 1 . . . . .	1,652	1,334	
“ 2, “ 2 . . . . .	1,458	1,213	
“ 2, “ 3 . . . . .	1,258	1,032	

NUMBER OF REGISTERED VOTERS AND PERSONS WHO VOTED  
AT ELECTIONS — Continued.

CITIES, WARDS AND VOTING PRECINCTS	STATE ELECTIONS Nov. 8, 1966		NO CITY ELECTIONS IN 1966
	Registered Voters	Persons who Voted	(Biennial Elections in Odd Years)
<b>Lynn — Continued</b>			
Ward 2, Precinct 4 . . . . .	963	764	
" 3, " 1 . . . . .	1,188	937	
" 3, " 2 . . . . .	1,064	889	
" 3, " 3 . . . . .	1,163	931	
" 3, " 4 . . . . .	1,140	838	
" 3, " 5 . . . . .	912	700	
" 3, " 6 . . . . .	994	826	
" 3, " 7 . . . . .	1,018	805	
" 3, " 8 . . . . .	646	510	
" 3, " 9 . . . . .	1,027	785	
" 3, " 10 . . . . .	1,310	1,026	
" 4, " 1 . . . . .	1,381	1,066	
" 4, " 2 . . . . .	986	718	
" 4, " 3 . . . . .	769	591	
" 4, " 4 . . . . .	409	287	
" 4, " 5 . . . . .	518	361	
" 4, " 6 . . . . .	730	580	
" 4, " 7 . . . . .	709	541	
" 4, " 8 . . . . .	664	492	
" 5, " 1 . . . . .	625	423	
" 5, " 2 . . . . .	840	607	
" 5, " 3 . . . . .	1,093	836	
" 5, " 4 . . . . .	773	603	
" 5, " 5 . . . . .	1,164	956	
" 5, " 6 . . . . .	1,105	826	
" 5, " 7 . . . . .	714	530	
" 5, " 8 . . . . .	781	571	
" 6, " 1 . . . . .	667	484	
" 6, " 2 . . . . .	632	484	
" 6, " 3 . . . . .	959	749	
" 6, " 4 . . . . .	742	569	
" 6, " 5 . . . . .	947	769	
" 6, " 6 . . . . .	1,449	1,173	
" 6, " 7 . . . . .	833	613	
" 6, " 8 . . . . .	672	547	
" 6, " 9 . . . . .	1,123	898	
" 7, " 1 . . . . .	1,214	994	
" 7, " 2 . . . . .	883	739	
" 7, " 3 . . . . .	861	993	
" 7, " 4 . . . . .	1,499	1,216	
<b>Malden</b>	<b>28,627</b>	<b>23,090</b>	
Ward 1, Precinct 1 . . . . .	817	672	
" 1, " 2 . . . . .	1,422	1,110	
" 1, " 3 . . . . .	1,275	1,003	
" 2, " 1 . . . . .	1,200	1,022	
" 2, " 2 . . . . .	1,625	1,371	
" 3, " 1 . . . . .	983	743	
" 3, " 2 . . . . .	1,255	1,046	
" 3, " 3 . . . . .	1,472	1,230	
" 3, " 4 . . . . .	1,111	913	
" 4, " 1 . . . . .	1,586	1,259	
" 4, " 2 . . . . .	645	480	
" 5, " 1 . . . . .	1,071	841	
" 5, " 2 . . . . .	1,131	901	
" 5, " 3 . . . . .	1,666	1,286	
" 5, " 4 . . . . .	1,412	1,181	
" 6, " 1 . . . . .	1,327	1,072	
" 6, " 2 . . . . .	1,011	847	
" 6, " 3 . . . . .	984	839	
" 7, " 1 . . . . .	1,003	706	
" 7, " 2 . . . . .	1,042	822	
" 7, " 3 . . . . .	1,102	853	
" 8, " 1 . . . . .	1,737	1,471	
" 8, " 2 . . . . .	1,750	1,422	
<b>Marlborough</b>	<b>11,687</b>	<b>9,245</b>	
Ward 1, Precinct 1 . . . . .	1,007	774	
" 1, " 2 . . . . .	1,742	1,383	
" 2 . . . . .	817	638	
" 3 . . . . .	1,457	1,189	
" 4 . . . . .	1,804	1,459	
" 5 . . . . .	1,182	895	
" 6 . . . . .	1,178	961	
" 7, Precinct 1 . . . . .	941	731	
" 7, " 2 . . . . .	1,559	1,215	

NUMBER OF REGISTERED VOTERS AND PERSONS WHO VOTED  
AT ELECTIONS — Continued

CITIES, WARDS AND VOTING PRECINCTS			STATE ELECTIONS Nov. 8, 1966		NO CITY ELECTIONS IN 1966  (Biennial Elections in Odd Years)
			Registered Voters	Persons who Voted	
<b>Medford</b>			<b>33,176</b>	<b>27,404</b>	
Ward 1, Precinct 1			1,176	950	
" 1, " 2			1,070	894	
" 1, " 3			1,225	1,017	
" 2, " 1			835	679	
" 2, " 2			1,309	1,081	
" 2, " 3			2,241	1,807	
" 3, " 1			837	675	
" 3, " 2			1,328	1,107	
" 3, " 3			1,725	1,451	
" 3, " 4			1,619	1,322	
" 3, " 5			1,848	1,569	
" 4, " 1			1,104	933	
" 4, " 2			1,588	1,309	
" 4, " 3			1,095	919	
" 5, " 1			1,098	914	
" 5, " 2			1,311	1,101	
" 5, " 3			1,195	956	
" 5, " 4			1,156	929	
" 5, " 5			1,158	927	
" 6, " 1			1,545	1,274	
" 6, " 2			1,264	1,026	
" 6, " 3			1,668	1,387	
" 6, " 4			964	819	
" 7, " 1			1,048	855	
" 7, " 2			1,769	1,503	
<b>Melrose</b>			<b>16,552</b>	<b>13,278</b>	
Ward 1, Precinct 1			949	801	
" 1, " 2			991	795	
" 2, " 1			864	654	
" 2, " 2			1,167	985	
" 2, " 3			944	807	
" 3, " 1			973	808	
" 3, " 2			994	775	
" 4, " 1			921	679	
" 4, " 2			1,377	1,150	
" 5, " 1			1,086	853	
" 5, " 2			1,518	1,164	
" 6, " 1			912	708	
" 6, " 2			1,078	888	
" 7, " 1			882	699	
" 7, " 2			1,166	936	
" 7, " 3			730	576	
<b>New Bedford</b>			<b>52,309</b>	<b>41,037</b>	
Ward 1, Precinct A			766	586	
" 1, " B			770	598	
" 1, " C			968	796	
" 1, " D			1,043	846	
" 1, " E			833	666	
" 1, " F			934	757	
" 1, " G			1,019	827	
" 1, " H			1,393	1,136	
" 1, " I			1,445	1,191	
" 1, " J			1,344	1,133	
" 1, " K			1,886	1,491	
" 2, " A			719	540	
" 2, " B			731	577	
" 2, " C			698	530	
" 2, " D			830	649	
" 2, " E			731	579	
" 2, " F			918	718	
" 2, " G			735	542	
" 2, " H			1,267	944	
" 2, " I			1,541	1,226	
" 3, " A			779	579	
" 3, " B			786	575	
" 3, " C			195	125	
" 3, " D			512	364	
" 3, " E			623	456	
" 3, " F			859	661	
" 3, " G			883	707	
" 3, " H			806	592	
" 4, " I			1 010	794	
" 4, " A			554	384	
" 4, " B			639	495	

NUMBER OF REGISTERED VOTERS AND PERSONS WHO VOTED  
AT ELECTIONS — Continued

CITIES, WARDS AND VOTING PRECINCTS		STATE ELECTIONS Nov. 8, 1966		No CITY ELECTIONS IN 1966
		Registered Voters	Persons who Voted	(Biennial Elections in Odd Years)
<b>New Bedford — Continued</b>				
Ward 4, Precinct C		670	476	
" 4, " D		712	510	
" 4, " E		931	728	
" 4, " F		994	748	
" 4, " G		979	783	
" 4, " H		918	740	
" 4, " I		1,098	874	
" 4, " J		1,559	1,233	
" 5, " A		807	623	
" 5, " B		875	649	
" 5, " C		900	739	
" 5, " D		963	770	
" 5, " E		960	747	
" 5, " F		885	713	
" 5, " G		1,109	902	
" 5, " H		926	736	
" 5, " I		1,455	1,201	
" 6, " A		1,257	1,024	
" 6, " B		1,061	863	
" 6, " C		584	467	
" 6, " D		778	646	
" 6, " E		805	588	
" 6, " F		724	558	
" 6, " G		616	456	
" 6, " H		751	564	
" 6, " I		774	585	
<b>Newburyport</b>		<b>7,928</b>	<b>5,688</b>	
Ward 1, Precinct 1		1,308	903	
" 2, " 1		1,184	807	
" 3, " 1		1,182	855	
" 4, " 1		1,235	891	
" 5, " 1		1,458	1,100	
" 6, " 1		1,561	1,132	
<b>Newton</b>		<b>48,373</b>	<b>40,958</b>	
Ward 1, Precinct 1		1,163	990	
" 1, " 2		1,317	1,107	
" 1, " 3		965	832	
" 1, " 4		1,339	1,165	
" 1, " 5		472	402	
" 2, " 1		1,516	1,291	
" 2, " 2		1,526	1,282	
" 2, " 3		878	729	
" 2, " 4		1,402	1,263	
" 3, " 1		1,352	1,186	
" 3, " 2		1,839	1,599	
" 3, " 3		1,614	1,343	
" 3, " 4		1,773	1,494	
" 4, " 1		1,145	963	
" 4, " 2		874	763	
" 4, " 3		1,430	1,199	
" 4, " 4		1,063	873	
" 4, " 5		639	520	
" 5, " 1		1,391	1,146	
" 5, " 2		1,558	1,309	
" 5, " 3		1,686	1,406	
" 5, " 4		1,649	1,391	
" 5, " 5		1,459	1,269	
" 6, " 1		1,434	1,188	
" 6, " 2		1,325	1,116	
" 6, " 3		1,410	1,145	
" 6, " 4		1,485	1,257	
" 6, " 5		1,282	1,061	
" 7, " 1		1,424	1,149	
" 7, " 2		1,508	1,230	
" 7, " 3		459	373	
" 7, " 4		1,237	1,038	
" 8, " 1		2,192	1,858	
" 8, " 2		2,328	2,069	
" 8, " 3		1,199	1,014	
" 8, " 4		1,040	938	
<b>North Adams</b>		<b>9,879</b>	<b>7,258</b>	
Ward 1		671	491	
" 2		729	543	

NUMBER OF REGISTERED VOTERS AND PERSONS WHO VOTED  
AT ELECTIONS — Continued

CITIES, WARDS AND VOTING PRECINCTS	STATE ELECTIONS Nov. 8, 1966		NO CITY ELECTIONS IN 1966
	Registered Voters	Persons who Voted	(Biennial Elections in Odd Years)
<b>North Adams — Continued</b>			
Ward 3 . . . . .	846	656	
" 4 . . . . .	812	595	
" 5 . . . . .	825	619	
" 6 . . . . .	499	334	
" 7 . . . . .	895	648	
" 8 . . . . .	610	439	
" 9 . . . . .	829	598	
" 10 . . . . .	1,049	720	
" 11 . . . . .	954	709	
" 12 . . . . .	1,160	906	
<b>Northampton</b>			
Ward 1, Precinct A . . . . .	12,665	10,202	
" 1, " B . . . . .	465	351	
" 2, " A . . . . .	767	626	
" 2, " B . . . . .	1,066	882	
" 3, " A . . . . .	795	637	
" 3, " B . . . . .	994	806	
" 4, " A . . . . .	929	724	
" 4, " B . . . . .	920	755	
" 5, " A . . . . .	957	745	
" 5, " B . . . . .	947	807	
" 6, " A . . . . .	907	730	
" 6, " B . . . . .	1,441	1,171	
" 7, " A . . . . .	943	728	
" 7, " B . . . . .	990	807	
" 7, " B . . . . .	553	433	
<b>Peabody</b>			
Ward 1, Precinct 1 . . . . .	21,069	17,288	
" 1, " 2 . . . . .	1,186	960	
" 1, " 3 . . . . .	1,032	879	
" 1, " 4 . . . . .	1,269	1,067	
" 2 . . . . .	1,334	1,112	
" 3 . . . . .	1,391	1,063	
" 4 . . . . .	1,108	893	
" 5, Precinct 1 . . . . .	1,309	1,119	
" 5, " 2 . . . . .	1,489	1,252	
" 6, " 1 . . . . .	1,877	1,517	
" 6, " 2 . . . . .	1,354	1,137	
" 6, " 3 . . . . .	1,047	877	
" 6, " 4 . . . . .	1,898	1,550	
" 6, " 5 . . . . .	1,037	832	
" 6, " 6 . . . . .	1,833	1,518	
" 6, " 7 . . . . .	1,369	1,089	
" 6, " 7 . . . . .	536	423	
<b>Pittsfield</b>			
Ward 1, Precinct A . . . . .	28,517	21,255	
" 1, " B . . . . .	1,225	872	
" 1, " C . . . . .	1,098	793	
" 1, " D . . . . .	1,071	823	
" 2, " A . . . . .	1,638	1,253	
" 2, " B . . . . .	1,076	795	
" 2, " C . . . . .	910	598	
" 3, " A . . . . .	1,161	826	
" 3, " B . . . . .	699	518	
" 3, " C . . . . .	1,401	1,086	
" 3, " D . . . . .	1,692	1,296	
" 4, " A . . . . .	1,550	1,255	
" 4, " B . . . . .	991	753	
" 4, " C . . . . .	1,024	789	
" 4, " D . . . . .	1,088	919	
" 5, " A . . . . .	1,082	890	
" 5, " B . . . . .	818	554	
" 5, " C . . . . .	1,318	1,026	
" 6, " A . . . . .	1,403	1,060	
" 6, " B . . . . .	764	487	
" 6, " C . . . . .	1,165	863	
" 7, " A . . . . .	1,602	1,188	
" 7, " B . . . . .	912	644	
" 7, " C . . . . .	1,008	709	
" 7, " C . . . . .	1,821	1,258	
<b>Quincy</b>			
Ward 1, Precinct 1 . . . . .	47,687	38,551	
" 1, " 2 . . . . .	933	778	
" 1, " 3 . . . . .	996	794	
" 1, " 4 . . . . .	1,083	885	
" 1, " 4 . . . . .	1,520	1,294	

NUMBER OF REGISTERED VOTERS AND PERSONS WHO VOTED  
AT ELECTIONS — Continued

CITIES, WARDS AND VOTING PRECINCTS			STATE ELECTIONS Nov. 8, 1966		No CITY ELECTIONS IN 1966
			Registered Voters	Persons who Voted	(Biennial Elections in Odd Years)
Quincy — Continued					
Ward 1, Precinct 5			1,372	1,144	
" 1, " 6			1,591	1,337	
" 1, " 7			1,299	1,134	
" 1, " 8			1,189	982	
" 1, " 9			880	765	
" 2, " 1			1,524	1,236	
" 2, " 2			1,660	1,320	
" 2, " 3			1,064	827	
" 2, " 4			721	597	
" 3, " 1			1,188	950	
" 3, " 2			867	675	
" 3, " 3			1,072	835	
" 3, " 4			841	718	
" 3, " 5			960	817	
" 4, " 1			1,162	950	
" 4, " 2			1,072	877	
" 4, " 3			1,745	1,470	
" 4, " 4			1,120	988	
" 5, " 1			1,122	958	
" 5, " 2			1,286	1,064	
" 5, " 3			1,151	978	
" 5, " 4			1,190	1,008	
" 5, " 5			1,228	1,070	
" 5, " 6			1,560	1,324	
" 5, " 7			1,172	898	
" 5, " 8			1,088	923	
" 5, " 9			1,150	987	
" 6, " 1			1,112	922	
" 6, " 2			1,118	913	
" 6, " 3			1,173	1,011	
" 6, " 4			1,226	1,050	
" 6, " 5			1,936	1,667	
" 6, " 6			1,317	1,105	
" 6, " 7			707	588	
" 6, " 8			797	712	
Revere . . . . .			22,219	18,041	
Ward 1, Precinct 1			961	768	
" 1, " 2			893	701	
" 1, " 3			732	613	
" 2, " 1			868	672	
" 2, " 2			796	647	
" 2, " 3			570	478	
" 2, " 4			934	751	
" 2, " 5			625	489	
" 3, " 1			1,236	1,019	
" 3, " 2			1,318	1,062	
" 3, " 3			755	608	
" 3, " 4			893	743	
" 3, " 5			660	525	
" 4, " 1			710	566	
" 4, " 2			1,387	1,119	
" 4, " 3			492	397	
" 4, " 4			918	785	
" 4, " 5			600	491	
" 4, " 6			895	748	
" 4, " 7			1,089	850	
" 4, " 8			1,111	907	
" 4, " 9			1,366	1,144	
" 5, " 1			708	565	
" 5, " 2			1,203	999	
" 5, " 3			499	394	
Salem . . . . .			20,955	17,235	
Ward 1, Precinct 1			617	536	
" 1, " 2			775	617	
" 1, " 3			489	389	
" 2, " 1			980	799	
" 2, " 2			897	739	
" 2, " 3			619	491	
" 3, " 1			628	501	
" 3, " 2			796	652	
" 3, " 3			971	804	
" 4, " 1			744	587	
" 4, " 2			1,248	1,026	
" 4, " 3			1,181	997	



NUMBER OF REGISTERED VOTERS AND PERSONS WHO VOTED  
AT ELECTIONS — Continued

CITIES, WARDS AND VOTING PRECINCTS			STATE ELECTIONS Nov. 8, 1966		No CITY ELECTIONS IN 1966
			Registered Voters	Persons who Voted	(Biennial Elections in Odd Years)
<b>Salem — Continued</b>					
Ward	5, Precinct	1	795	647	
"	5, "	2	883	702	
"	5, "	3	899	714	
"	5, "	4	997	837	
"	5, "	5	890	744	
"	5, "	6	975	827	
"	5, "	7	964	801	
"	5, "	8	1,011	894	
"	6, "	1	1,441	1,183	
"	6, "	2	1,163	917	
"	6, "	3	992	831	
<b>Somerville</b>			42,952	34,046	
Ward	1, Precinct	1	962	753	
"	1, "	2	944	771	
"	1, "	3	896	704	
"	1, "	4	1,083	860	
"	1, "	5	1,131	858	
"	2, "	1	477	401	
"	2, "	2	951	790	
"	2, "	3	684	529	
"	2, "	4	1,120	914	
"	2, "	5	1,172	929	
"	2, "	6	843	637	
"	3, "	1	1,282	1,034	
"	3, "	2	1,028	798	
"	3, "	3	1,209	922	
"	3, "	4	1,148	941	
"	3, "	5	1,023	785	
"	4, "	1	1,276	1,000	
"	4, "	2	935	711	
"	4, "	3	1,307	988	
"	4, "	4	1,405	1,121	
"	4, "	5	1,391	1,099	
"	4, "	6	1,508	1,106	
"	5, "	1	1,117	855	
"	5, "	2	1,046	846	
"	5, "	3	1,092	895	
"	5, "	4	1,139	887	
"	5, "	5	982	790	
"	5, "	6	1,228	944	
"	6, "	1	1,230	1,011	
"	6, "	2	1,319	1,062	
"	6, "	3	1,056	894	
"	6, "	4	1,063	910	
"	6, "	5	1,067	818	
"	7, "	1	1,385	1,110	
"	7, "	2	1,207	965	
"	7, "	3	1,304	1,092	
"	7, "	4	1,566	1,212	
"	7, "	5	1,376	1,104	
<b>Springfield</b>			74,682	50,529	
Ward	1, Precinct	A	1,027	611	
"	1, "	B	1,052	593	
"	1, "	C	977	586	
"	1, "	D	730	451	
"	1, "	E	284	162	
"	1, "	F	208	117	
"	2, "	A	1,149	753	
"	2, "	B	585	350	
"	2, "	C	740	449	
"	2, "	D	1,066	732	
"	2, "	E	1,373	967	
"	2, "	F	1,643	1,095	
"	2, "	G	1,869	1,224	
"	2, "	H	834	585	
"	2, "	I	549	337	
"	2, "	J	1,265	970	
"	2, "	K	1,412	931	
"	2, "	L	1,068	768	
"	3, "	A	798	471	
"	3, "	B	863	522	
"	3, "	C	431	296	
"	3, "	D	688	478	
"	3, "	E	655	402	

NUMBER OF REGISTERED VOTERS AND PERSONS WHO VOTED  
AT ELECTIONS — Continued

CITIES, WARDS AND VOTING PRECINCTS			STATE ELECTIONS Nov. 8, 1966		No CITY ELECTIONS IN 1966
			Registered Voters	Persons who Voted	(Biennial Elections in Odd Years)
<b>Springfield — Continued</b>					
Ward 3,	Precinct F	.	587	400	
" 3,	" G	.	871	611	
" 3,	" H	.	976	606	
" 3,	" I	.	674	392	
" 3,	" J	.	656	373	
" 3,	" K	.	560	326	
" 3,	" L	.	668	428	
" 4,	" A	.	971	600	
" 4,	" B	.	541	334	
" 4,	" C	.	857	556	
" 4,	" D	.	1,078	740	
" 4,	" E	.	740	499	
" 4,	" F	.	620	379	
" 5,	" A	.	741	497	
" 5,	" B	.	631	413	
" 5,	" C	.	929	568	
" 5,	" D	.	945	681	
" 5,	" E	.	719	478	
" 5,	" F	.	1,088	669	
" 5,	" G	.	1,466	1,015	
" 6,	" A	.	1,094	811	
" 6,	" B	.	949	760	
" 6,	" C	.	1,220	883	
" 6,	" D	.	615	440	
" 6,	" E	.	770	555	
" 6,	" F	.	1,039	746	
" 6,	" G	.	1,453	1,169	
" 6,	" H	.	677	463	
" 7,	" A	.	1,025	697	
" 7,	" B	.	883	605	
" 7,	" C	.	961	679	
" 7,	" D	.	999	703	
" 7,	" E	.	1,219	879	
" 7,	" F	.	1,330	960	
" 7,	" G	.	1,451	1,117	
" 7,	" H	.	1,814	1,383	
" 7,	" I	.	960	684	
" 7,	" J	.	1,200	909	
" 7,	" K	.	1,109	820	
" 8,	" A	.	984	611	
" 8,	" B	.	1,035	650	
" 8,	" C	.	750	475	
" 8,	" D	.	1,103	756	
" 8,	" E	.	1,073	742	
" 8,	" F	.	1,093	660	
" 8,	" G	.	1,042	736	
" 8,	" H	.	1,925	1,395	
" 8,	" I	.	2,076	1,383	
" 8,	" J	.	2,078	1,371	
" 8,	" K	.	1,121	772	
" 8,	" L	.	935	559	
" 8,	" M	.	1,115	741	
<b>Taunton</b>			<b>19,682</b>	<b>14,911</b>	
Ward 1,	Precinct A	.	1,503	1,173	
" 1,	" B	.	959	742	
" 1,	" C	.	413	322	
" 2,	" A	.	587	419	
" 2,	" B	.	693	526	
" 3,	"	.	1,029	711	
" 4,	Precinct A	.	1,213	901	
" 4,	" B	.	1,216	842	
" 4,	" C	.	1,036	802	
" 5,	" A	.	1,172	940	
" 5,	" B	.	1,162	941	
" 5,	" C	.	655	512	
" 6,	" A	.	1,106	831	
" 6,	" B	.	655	507	
" 7,	" A	.	1,358	1,041	
" 7,	" B	.	1,119	834	
" 7,	" C	.	625	457	
" 8,	" A	.	1,200	905	
" 8,	" B	.	1,088	829	
" 8,	" C	.	893	676	

NUMBER OF REGISTERED VOTERS AND PERSONS WHO VOTED  
AT ELECTIONS — Continued

CITIES, WARDS AND VOTING PRECINCTS	STATE ELECTIONS Nov. 8, 1966		NO CITY ELECTIONS IN 1966  (Biennial Elections in Odd Years)
	Registered Voters	Persons who Voted	
<b>Waltham</b>	<b>24,536</b>	<b>19,537</b>	
Ward 1, Precinct 1 . . . . .	1,076	835	
“ 1, “ 2 . . . . .	1,595	1,337	
“ 1, “ 3 . . . . .	1,464	1,301	
“ 2, “ 1 . . . . .	2,032	1,648	
“ 2, “ 2 . . . . .	1,456	1,104	
“ 2, “ 3 . . . . .	1,590	1,244	
“ 2, “ 4 . . . . .	1,397	1,164	
“ 2, “ 5 . . . . .	1,658	1,369	
“ 2, “ 6 . . . . .	1,944	1,495	
“ 3, “ 1 . . . . .	1,679	1,337	
“ 3, “ 2 . . . . .	867	669	
“ 4, “ 1 . . . . .	1,020	778	
“ 4, “ 2 . . . . .	1,911	1,542	
“ 5 . . . . .	1,058	789	
6, Precinct 1 . . . . .	811	600	
“ 6, “ 2 . . . . .	910	674	
“ 6, “ 3 . . . . .	984	784	
“ 7 . . . . .	1,134	867	
<b>Westfield</b>	<b>13,788</b>	<b>9,660</b>	
Ward 1, Precinct A . . . . .	1,830	1,330	
“ 1, “ B . . . . .	2,162	1,356	
“ 2 . . . . .	1,716	1,144	
“ 3 . . . . .	1,632	1,132	
“ 4, Precinct A . . . . .	1,867	1,468	
“ 4, “ B . . . . .	2,116	1,610	
“ 5 . . . . .	2,465	1,620	
<b>Woburn</b>	<b>16,790</b>	<b>13,240</b>	
Ward 1 . . . . .	1,850	1,454	
“ 2 . . . . .	2,323	1,848	
“ 3 . . . . .	1,818	1,409	
“ 4 . . . . .	1,997	1,577	
“ 5 . . . . .	1,628	1,303	
“ 6 . . . . .	3,353	2,437	
“ 7, Precinct 1 . . . . .	1,272	1,076	
“ 7, “ 2 . . . . .	1,083	926	
“ 7, “ 3 . . . . .	1,466	1,210	
<b>Worcester</b>	<b>90,586</b>	<b>71,497</b>	
Ward 1, Precinct 1 . . . . .	938	747	
“ 1, “ 2 . . . . .	917	730	
“ 1, “ 3 . . . . .	963	786	
“ 1, “ 4 . . . . .	1,273	1,022	
“ 1, “ 5 . . . . .	1,090	879	
“ 1, “ 6 . . . . .	1,116	909	
“ 1, “ 7 . . . . .	1,117	899	
“ 1, “ 8 . . . . .	1,493	1,233	
“ 1, “ 9 . . . . .	1,447	1,226	
“ 1, “ 10 . . . . .	1,226	1,010	
“ 1, “ 11 . . . . .	1,077	876	
“ 2, “ 1 . . . . .	723	536	
“ 2, “ 2 . . . . .	553	409	
“ 2, “ 3 . . . . .	784	612	
“ 2, “ 4 . . . . .	1,116	856	
“ 2, “ 5 . . . . .	752	584	
“ 2, “ 6 . . . . .	665	477	
“ 2, “ 7 . . . . .	1,320	1,091	
“ 2, “ 8 . . . . .	999	871	
“ 2, “ 9 . . . . .	1,263	1,065	
“ 2, “ 10 . . . . .	762	566	
“ 2, “ 11 . . . . .	1,197	970	
“ 2, “ 12 . . . . .	1,277	964	
“ 2, “ 13 . . . . .	1,230	1,045	
“ 3, “ 1 . . . . .	537	404	
“ 3, “ 2 . . . . .	1,020	863	
“ 3, “ 3 . . . . .	624	523	
“ 3, “ 4 . . . . .	692	566	
“ 3, “ 5 . . . . .	434	321	
“ 3, “ 6 . . . . .	606	453	
“ 3, “ 7 . . . . .	485	341	
“ 3, “ 8 . . . . .	523	339	
“ 3, “ 9 . . . . .	645	421	
“ 4, “ 1 . . . . .	1,028	802	
“ 4, “ 2 . . . . .	988	764	
“ 4, “ 3 . . . . .	823	602	
“ 4, “ 4 . . . . .	866	696	

NUMBER OF REGISTERED VOTERS AND PERSONS WHO VOTED  
AT ELECTIONS — Continued

CITIES, WARDS AND VOTING PRECINCTS	STATE ELECTIONS Nov. 8, 1966		No CITY ELECTIONS IN 1966
	Registered Voters	Persons who Voted	(Biennial Elections in Odd Years)
Worcester — Continued			
Ward 4, Precinct 5 . . . . .	1,347	1,034	
“ 4, “ 6 . . . . .	813	632	
“ 4, “ 7 . . . . .	1,069	853	
“ 4, “ 8 . . . . .	723	520	
“ 4, “ 9 . . . . .	948	739	
“ 4, “ 10 . . . . .	1,033	848	
“ 4, “ 11 . . . . .	1,286	1,038	
“ 5, “ 1 . . . . .	607	464	
“ 5, “ 2 . . . . .	537	388	
“ 5, “ 3 . . . . .	627	510	
“ 5, “ 4 . . . . .	620	471	
“ 5, “ 5 . . . . .	546	420	
“ 5, “ 6 . . . . .	712	528	
“ 5, “ 7 . . . . .	676	519	
“ 5, “ 8 . . . . .	716	551	
“ 5, “ 9 . . . . .	603	384	
“ 6, “ 1 . . . . .	775	583	
“ 6, “ 2 . . . . .	835	621	
“ 6, “ 3 . . . . .	798	647	
“ 6, “ 4 . . . . .	1,152	886	
“ 6, “ 5 . . . . .	1,259	986	
“ 6, “ 6 . . . . .	899	729	
“ 6, “ 7 . . . . .	695	538	
“ 6, “ 8 . . . . .	683	556	
“ 6, “ 9 . . . . .	1,016	826	
“ 6, “ 10 . . . . .	1,093	860	
“ 7, “ 1 . . . . .	715	562	
“ 7, “ 2 . . . . .	832	656	
“ 7, “ 3 . . . . .	919	750	
“ 7, “ 4 . . . . .	760	588	
“ 7, “ 5 . . . . .	814	641	
“ 7, “ 6 . . . . .	813	601	
“ 7, “ 7 . . . . .	1,334	1,143	
“ 7, “ 8 . . . . .	1,354	1,076	
“ 7, “ 9 . . . . .	972	789	
“ 7, “ 10 . . . . .	1,117	886	
“ 7, “ 11 . . . . .	902	747	
“ 8, “ 1 . . . . .	504	346	
“ 8, “ 2 . . . . .	538	371	
“ 8, “ 3 . . . . .	474	328	
“ 8, “ 4 . . . . .	488	350	
“ 8, “ 5 . . . . .	630	471	
“ 8, “ 6 . . . . .	503	397	
“ 8, “ 7 . . . . .	535	349	
“ 8, “ 8 . . . . .	802	602	
“ 9, “ 1 . . . . .	569	356	
“ 9, “ 2 . . . . .	481	377	
“ 9, “ 3 . . . . .	499	430	
“ 9, “ 4 . . . . .	589	430	
“ 9, “ 5 . . . . .	586	433	
“ 9, “ 6 . . . . .	828	690	
“ 9, “ 7 . . . . .	962	797	
“ 9, “ 8 . . . . .	1,032	876	
“ 9, “ 9 . . . . .	1,052	856	
“ 9, “ 10 . . . . .	1,196	999	
“ 9, “ 11 . . . . .	929	785	
“ 10, “ 1 . . . . .	735	561	
“ 10, “ 2 . . . . .	754	598	
“ 10, “ 3 . . . . .	602	445	
“ 10, “ 4 . . . . .	630	449	
“ 10, “ 5 . . . . .	612	469	
“ 10, “ 6 . . . . .	752	583	
“ 10, “ 7 . . . . .	1,052	880	
“ 10, “ 8 . . . . .	1,401	1,174	
“ 10, “ 9 . . . . .	1,018	870	
“ 10, “ 10 . . . . .	1,172	960	
“ 10, “ 11 . . . . .	1,442	1,237	

NUMBER OF REGISTERED VOTERS AND PERSONS WHO VOTED  
AT ELECTIONS — Continued

TOWNS AND VOTING PRECINCTS	TOWN ELECTIONS, 1966			STATE ELECTIONS Nov. 8, 1966	
	Date of Election	Regis- tered Voters	Persons who Voted	Regis- tered Voters	Persons who Voted
<b>Abington</b>	<b>Mar. 12</b>	<b>5,254</b>	<b>2,255</b>	<b>6,138</b>	<b>4,525</b>
Precinct 1	—	2,454	1,019	2,963	2,163
" 2	—	2,800	1,206	3,175	2,362
<b>Acton</b>	<b>Mar. 7</b>	<b>4,357</b>	<b>1,579</b>	<b>4,638</b>	<b>3,808</b>
Precinct 1	—	1,160	409	1,268	1,093
" 2	—	1,346	403	1,432	1,162
" 3	—	1,851	767	1,938	1,553
<b>Acushnet</b>	<b>Mar. 7</b>	<b>3,100</b>	<b>1,872</b>	<b>3,423</b>	<b>2,834</b>
Precinct 1	—	1,156	714	1,275	1,075
" 2	—	920	574	1,009	812
" 3	—	1,024	584	1,139	917
<b>Adams</b>	<b>Mar. 7</b>	<b>6,570</b>	<b>4,005</b>	<b>6,608</b>	<b>4,951</b>
Precinct 1	—	1,234	688	1,252	902
" 2	—	1,443	919	1,416	1,126
" 3	—	1,044	634	1,047	739
" 4	—	1,242	744	1,254	933
" 5	—	1,607	1,020	1,609	1,251
<b>Agawam</b>	<b>Nov. 22</b>	<b>8,665</b>	<b>5,260</b>	<b>8,310</b>	<b>6,803</b>
Precinct 1	—	1,495	976	1,461	1,154
" 2	—	1,642	968	1,592	1,274
" 3	—	1,501	853	1,457	1,130
" 4	—	1,349	842	1,277	1,133
" 5	—	1,439	872	1,379	1,140
" 6	—	1,239	749	1,154	972
<b>Amesbury</b>	<b>Feb. 28</b>	<b>5,685</b>	<b>3,488</b>	<b>5,815</b>	<b>4,329</b>
Precinct 1	—	973	604	1,018	752
" 2	—	998	613	1,009	752
" 3	—	882	496	885	645
" 4	—	831	510	848	650
" 5	—	1,164	746	1,204	915
" 6	—	837	519	851	615
<b>Amherst</b>	<b>Feb. 21</b>	<b>4,870</b>	<b>1,600</b>	<b>4,976</b>	<b>3,902</b>
Precinct 1	—	563	178	590	452
" 2	—	646	174	607	491
" 3	—	892	245	899	664
" 4	—	911	282	907	695
" 5	—	633	262	648	489
" 6	—	673	259	742	629
" 7	—	552	200	583	482
<b>Andover</b>	<b>Mar. 7</b>	<b>10,246</b>	<b>5,742</b>	<b>10,530</b>	<b>8,954</b>
Precinct 1	—	2,034	1,209	2,020	1,710
" 2	—	1,291	807	1,285	1,064
" 3	—	1,793	883	1,875	1,610
" 4	—	2,033	1,160	2,239	1,935
" 5	—	852	484	859	635
" 6	—	2,193	1,194	2,310	1,960
<b>Arlington</b>	<b>Mar. 5</b>	<b>28,467</b>	<b>11,055</b>	<b>29,056</b>	<b>24,943</b>
Precinct 1	—	1,494	584	1,498	1,279
" 2	—	1,990	688	2,022	1,720
" 3	—	1,159	439	1,151	983
" 4	—	1,856	742	1,926	1,649
" 5	—	2,425	904	2,431	2,077
" 6	—	1,465	582	1,495	1,255
" 7	—	1,446	611	1,432	1,233
" 8	—	1,703	691	1,713	1,501
" 9A	—	1,347	483	1,595	1,221
" 9B	—	1,172	432	1,202	1,042
" 10A	—	743	267	750	643
" 10B	—	954	417	980	881
" 11A	—	1,682	595	1,788	1,513
" 11B	—	1,575	672	1,584	1,399
" 12A	—	1,344	500	1,361	1,176
" 12B	—	662	284	674	585
" 13	—	2,242	871	2,286	1,936
" 14A	—	1,375	558	1,412	1,225
" 14B	—	1,833	730	1,846	1,625
<b>Ashburnham</b>	<b>Mar. 7</b>	<b>1,623</b>	<b>805</b>	<b>1,648</b>	<b>1,195</b>
Precinct 1	—	1,156	567	1,178	837
" 2	—	467	238	470	358

NUMBER OF REGISTERED VOTERS AND PERSONS WHO VOTED  
AT ELECTIONS — Continued

TOWNS AND VOTING PRECINCTS	TOWN ELECTIONS, 1966			STATE ELECTIONS Nov. 8, 1966	
	Date of Election	Regis- tered Voters	Persons who Voted	Regis- tered Voters	Persons who Voted
Ashland	Mar. 7	3,718	2,270	3,627	2,925
Precinct 1	—	1,312	838	1,314	1,046
" 2	—	1,166	723	1,103	905
" 3	—	1,240	709	1,210	974
Athol	Feb 7	5,931	1,978	5,887	4,514
Precinct 1	—	1,004	348	998	761
" 2	—	944	284	926	707
" 3	—	983	365	979	764
" 4	—	968	337	962	769
" 5	—	1,137	400	1,153	922
" 6	—	895	244	869	591
Auburn	Mar. 7	7,597	3,651	7,631	6,090
Precinct 1	—	1,768	889	1,770	1,412
" 2	—	1,776	874	1,792	1,391
" 3	—	1,327	552	1,299	1,076
" 4	—	1,719	831	1,703	1,436
" 5	—	1,007	505	1,067	775
Barnstable	Mar. 7	9,090	6,465	9,268	7,657
Precinct 1	—	746	573	782	688
" 2	—	401	296	416	332
" 3N	—	2,103	1,355	1,976	1,564
" 3S	—	2,004	1,406	2,148	1,727
" 4	—	1,540	1,101	1,631	1,378
" 5	—	1,249	982	1,249	1,101
" 6	—	445	340	462	362
" 7	—	597	412	604	505
Barre	Mar. 7	1,915	1,283	1,948	1,530
Precinct 1	—	1,137	752	1,162	900
" 2	—	778	531	786	630
Belchertown	Mar. 7	1,958	1,050	1,865	1,533
Precinct A	—	1,628	878	1,549	1,278
" B	—	330	172	316	255
Bellingham	Mar. 7	5,222	2,711	5,520	3,614
Precinct 1	—	2,216	1,007	2,370	1,438
" 2	—	804	381	885	577
" 3	—	2,202	1,323	2,265	1,599
Belmont	Mar. 7	16,472	7,898	16,651	14,321
Precinct 1	—	2,161	1,193	2,177	1,904
" 2	—	2,453	1,245	2,510	2,131
" 3	—	2,234	940	2,239	1,895
" 4	—	1,590	672	1,569	1,308
" 5	—	1,576	747	1,600	1,352
" 6	—	1,716	862	1,741	1,502
" 7	—	2,076	957	2,094	1,840
" 8	—	2,666	1,282	2,721	2,389
Billerica	Mar. 5	8,312	4,817	9,106	7,288
Precinct 1	—	1,179	754	1,259	1,039
" 2	—	1,699	1,076	1,830	1,481
" 3	—	1,777	940	1,915	1,530
" 4	—	1,109	628	1,203	937
" 5	—	1,295	734	1,477	1,172
" 6	—	1,253	685	1,422	1,129
Blackstone	Mar. 7	3,259	422	3,296	2,277
Precinct 1	—	2,471	307	2,404	1,648
" 2	—	788	115	892	629
Bourne	Mar. 9	3,299	2,387	3,332	2,727
Precinct 1	—	—	—	1,078	875
" 2	—	—	—	707	583
" 3	—	—	—	856	693
" 4	—	—	—	691	576
Boxford	Mar. 8	1,510	835	1,624	1,322
Precinct 1	—	—	—	1,190	963
" 2	—	—	—	434	359

NUMBER OF REGISTERED VOTERS AND PERSONS WHO VOTED  
AT ELECTIONS — Continued

TOWNS AND VOTING PRECINCTS		TOWN ELECTIONS, 1966			STATE ELECTIONS Nov. 8, 1966	
		Date of Election	Regis- tered Voters	Persons who Voted	Regis- tered Voters	Persons who Voted
<b>Braintree</b>		<b>Mar. 7</b>	<b>16,610</b>	<b>6,438</b>	<b>17,522</b>	<b>14,847</b>
Precinct	1	—	1,540	662	1,610	1,360
"	2	—	2,063	810	2,170	1,796
"	3	—	1,922	762	2,028	1,732
"	4	—	2,052	833	2,148	1,862
"	5	—	1,531	518	1,598	1,362
"	6	—	1,774	628	1,835	1,496
"	7	—	1,901	709	2,022	1,732
"	8	—	2,152	833	2,340	1,955
"	9	—	1,675	683	1,771	1,532
<b>Brookline</b>		<b>Mar. 8</b>	<b>30,855</b>	<b>4,836</b>	<b>30,578</b>	<b>25,040</b>
Precinct	1A	—	1,302	268	1,286	1,032
"	1B	—	1,163	167	1,164	941
"	2A	—	1,743	211	1,677	1,368
"	2B	—	671	90	704	587
"	3A	—	1,309	141	1,301	1,049
"	3B	—	1,516	213	1,540	1,278
"	4A	—	1,042	218	1,046	831
"	4B	—	827	201	879	727
"	5A	—	1,283	257	1,239	1,033
"	5B	—	1,076	284	1,029	867
"	6A	—	1,423	207	1,404	1,129
"	6B	—	1,437	211	1,404	1,135
"	7A	—	1,185	179	1,158	946
"	7B	—	1,415	160	1,351	1,063
"	8A	—	1,132	132	1,106	891
"	8B	—	1,281	265	1,231	994
"	9A	—	1,494	228	1,467	1,169
"	9B	—	1,314	157	1,270	1,001
"	10A	—	1,313	235	1,310	1,084
"	10B	—	1,248	201	1,221	1,031
"	11A	—	908	201	940	810
"	11B	—	1,838	334	1,909	1,581
"	12A	—	1,487	103	1,480	1,249
"	12B	—	1,448	173	1,462	1,244
<b>Burlington</b>		<b>Mar. 7</b>	<b>8,348</b>	<b>4,785</b>	<b>8,204</b>	<b>6,900</b>
Precinct	1	—	1,639	991	1,719	1,413
"	2	—	1,334	781	1,264	1,061
"	3	—	2,806	1,577	2,687	2,259
"	4	—	2,569	1,436	2,534	2,167
<b>Chelmsford</b>		<b>Mar. 7</b>	<b>10,477</b>	<b>5,182</b>	<b>10,989</b>	<b>9,044</b>
Precinct	1	—	1,171	559	1,175	923
"	2	—	1,066	507	1,036	812
"	3	—	932	468	1,002	824
"	4	—	634	308	637	533
"	5	—	633	319	706	577
"	6	—	1,077	564	1,110	947
"	7	—	937	455	940	746
"	8	—	1,237	693	1,478	1,285
"	9	—	813	348	821	677
"	10	—	877	413	1,021	856
"	11	—	1,080	548	1,063	864
<b>Clarksburg</b>		<b>Feb. 3</b>	<b>923</b>	<b>357</b>	<b>910</b>	<b>619</b>
Precinct	1	—	436	176	420	291
"	2	—	487	181	490	328
<b>Concord</b>		<b>Feb. 28</b>	<b>6,784</b>	<b>1,495</b>	<b>7,007</b>	<b>5,889</b>
Precinct	1	—	2,501	608	2,611	2,230
"	2	—	1,959	422	2,010	1,650
"	3	—	2,324	465	2,386	2,009
<b>Danvers</b>		<b>Mar. 7</b>	<b>11,286</b>	<b>4,245</b>	<b>11,715</b>	<b>9,509</b>
Precinct	1	—	1,955	749	1,945	1,581
"	2	—	1,918	712	1,970	1,582
"	3	—	1,754	534	1,850	1,483
"	4	—	1,864	820	1,980	1,685
"	5	—	1,866	690	1,890	1,557
"	6	—	1,929	740	2,080	1,621
<b>Dartmouth</b>		<b>Mar. 7</b>	<b>8,744</b>	<b>6,131</b>	<b>9,202</b>	<b>7,463</b>
Precinct	1	—	1,564	1,054	1,634	1,285
"	2	—	1,451	1,026	1,481	1,219
"	3	—	1,784	1,236	1,936	1,563

NUMBER OF REGISTERED VOTERS AND PERSONS WHO VOTED  
AT ELECTIONS — Continued

TOWNS AND VOTING ELECTIONS	TOWN ELECTIONS, 1966			STATE ELECTIONS Nov. 8, 1966	
	Date of Election	Regis- tered Voters	Persons who Voted	Regis- tered Voters	Persons who Voted
<b>Dartmouth</b> — Continued					
Precinct 4	—	1,518	1,024	1,581	1,264
" 5	—	1,099	789	1,154	923
" 6	—	1,328	1,002	1,416	1,209
<b>Dedham</b>	Feb. 26	13,213	7,161	14,097	11,538
Precinct 1	—	2,004	1,050	2,129	1,741
" 2	—	2,103	1,068	2,256	1,879
" 3	—	2,363	1,268	2,511	1,926
" 4	—	2,555	1,505	2,703	2,246
" 5	—	2,865	1,516	3,093	2,589
" 6	—	1,323	754	1,405	1,157
<b>Deerfield</b>	Mar. 7	1,841	939	1,882	1,333
Precinct A	—	1,263	694	1,288	903
" B	—	578	236	594	430
<b>Dennis</b>	Mar. 7	3,269	1,829	3,519	2,653
Precinct 1	—	499	295	524	381
" 2	—	308	175	318	238
" 3	—	1,135	533	1,191	868
" 4	—	860	518	913	734
" 5	—	467	303	573	432
<b>Dighton</b>	Mar. 7	1,938	1,219	1,977	1,527
Precinct A	—	—	—	833	669
" B	—	—	—	550	440
" C	—	—	—	594	418
<b>Dracut</b>	Mar. 7	7,865	3,636	7,897	6,517
Precinct 1	—	2,812	1,251	2,830	2,367
" 2	—	1,950	993	1,919	1,585
" 3	—	2,188	988	2,225	1,830
" 4	—	915	404	923	735
<b>East Longmeadow</b>	Feb. 8	5,855	3,376	5,870	4,367
Precinct 1	—	1,113	648	1,112	858
" 2	—	1,611	919	1,581	1,111
" 3	—	1,766	1,084	1,784	1,356
" 4	—	1,365	725	1,393	1,042
<b>Easthampton</b>	Mar. 14	6,291	3,911	6,534	5,342
Precinct 1	—	1,553	934	1,625	1,287
" 2	—	1,687	1,051	1,773	1,484
" 3	—	1,460	883	1,498	1,212
" 4A	—	381	400	702	577
" 4B	—	910	643	936	782
<b>Easton</b>	Mar. 28	5,133	2,631	5,428	4,089
Precinct 1	—	960	444	1,063	730
" 2	—	2,682	1,510	2,816	2,211
" 3	—	1,491	677	1,549	1,148
<b>Erving</b>	Mar. 7	686	396	673	493
Precinct 1	—	307	197	308	232
" 2	—	373	199	365	261
<b>Fairhaven</b>	Feb. 7	8,050	4,835	7,989	6,245
Precinct 1	—	1,301	744	1,259	950
" 2	—	1,345	750	1,342	1,035
" 3	—	1,686	1,108	1,652	1,324
" 4	—	1,315	743	1,328	1,048
" 5	—	1,367	838	1,374	1,078
" 6	—	1,033	652	1,034	810
<b>Falmouth</b>	Mar. 15	7,026	4,219	7,320	5,579
Precinct 1	—	987	563	1,017	811
" 2	—	1,344	837	1,395	1,103
" 3	—	2,215	1,413	2,306	1,738
" 4	—	1,441	867	1,515	1,082
" 5	—	1,039	539	1,087	845
<b>Florida</b>	Mar. 7	314	262	317	228
Precinct 1	—	273	235	277	203
" 2	—	41	27	40	25



NUMBER OF REGISTERED VOTERS AND PERSONS WHO VOTED  
AT ELECTIONS — Continued

TOWNS AND VOTING PRECINCTS	TOWN ELECTIONS, 1966			STATE ELECTIONS Nov. 8, 1966	
	Date of Election	Regis- tered Voters	Persons who Voted	Regis- tered Voters	Persons who Voted
Foxborough	Mar. 7	4,773	1,849	4,921	3,977
Precinct 1	-	4,397	1,724	4,511	3,649
" 2	-	376	125	410	328
Frammingham	Mar. 7	23,648	9,396	24,143	13,621
Precinct 1	-	2,402	833	2,533	2,151
" 2	-	2,698	725	2,721	2,248
" 3	-	2,697	982	2,820	2,297
" 4	-	2,262	1,015	2,506	2,119
" 5	-	2,926	1,016	3,011	2,544
" 6	-	1,991	945	2,083	1,686
" 7	-	1,946	970	1,975	1,571
" 8	-	2,434	1,051	2,371	1,833
" 9	-	2,282	1,026	2,181	1,607
" 10	-	2,010	828	1,939	1,565
Freetown	Mar. 7	1,659	821	1,626	1,215
Precinct 1	-	627	305	622	483
" 2	-	1,032	516	1,004	732
Gill	Mar. 7	589	287	608	377
Precinct 1	-	323	188	337	209
" 2	-	266	99	271	168
Grafton	Mar. 7	4,758	3,008	4,843	3,853
Precinct 1	-	1,437	911	1,518	1,212
" 2	-	1,847	1,059	1,868	1,510
" 3	-	1,474	1,038	1,457	1,131
Great Barrington	Feb. 28	3,443	1,935	3,423	2,452
Precinct A	-	2,527	1,288	2,520	1,797
" B	-	916	647	903	655
Greenfield	Mar. 7	9,362	4,797	9,366	6,769
Precinct 1	-	1,038	607	1,069	747
" 2	-	1,071	666	1,088	856
" 3	-	1,010	641	1,009	722
" 4	-	1,034	689	1,017	822
" 5	-	1,039	578	1,058	732
" 6	-	1,078	580	1,076	759
" 7	-	1,033	547	1,006	684
" 8	-	1,004	477	972	653
" 9	-	1,055	612	1,071	794
Groton	Mar. 14	2,151	347	2,220	1,783
Precinct 1	-	1,738	-	1,785	1,429
" 2	-	413	-	435	354
Groveland	Mar. 7	2,367	940	2,457	1,816
Precinct 1	-	1,738	662	1,810	1,335
" 2	-	629	278	647	481
Hardwick	Mar. 7	1,288	768	1,288	989
Precinct 1	-	364	188	368	265
" 2	-	711	441	705	554
" 3	-	213	139	215	170
Holbrook	Mar. 21	4,862	2,168	4,881	4,044
Precinct 1	-	3,355	1,602	3,434	2,814
" 2	-	1,507	566	1,447	1,230
Ipswich	Mar. 14	4,926	2,734	5,001	4,098
Precinct 1	-	1,039	685	1,226	1,023
" 2	-	1,573	747	1,503	1,207
" 3	-	940	494	1,010	831
" 4	-	1,374	808	1,262	1,037
Lanesborough	Feb. 14	1,427	633	1,426	1,014
Precinct A	-	1,223	565	1,236	890
" B	-	204	68	190	124
Leicester	Mar. 7	4,112	2,483	4,249	3,207
Precinct 1	-	953	584	1,025	788
" 2	-	1,242	745	1,273	920
" 3	-	906	569	870	688
" 4	-	1,011	585	1,081	811

NUMBER OF REGISTERED VOTERS AND PERSONS WHO VOTED  
AT ELECTIONS — Continued

TOWNS AND VOTING PRECINCTS	TOWN ELECTIONS, 1966			STATE ELECTIONS Nov. 8, 1966	
	Date of Election	Regis- tered Voters	Persons who Voted	Regis- tered Voters	Persons who Voted
<b>Lexington</b>	<b>Mar. 7</b>	<b>13,762</b>	<b>3,793</b>	<b>14,883</b>	<b>12,324</b>
Precinct 1	—	2,568	639	2,779	2,262
" 2	—	2,280	485	2,431	1,918
" 3	—	2,024	548	2,235	1,877
" 4	—	2,028	702	2,207	1,871
" 5	—	2,536	848	2,726	2,344
" 6	—	2,326	571	2,505	2,052
<b>Longmeadow</b>	<b>Mar. 14</b>	<b>7,128</b>	<b>2,271</b>	<b>7,272</b>	<b>6,015</b>
Precinct A	—	1,847	—	1,834	1,530
" B	—	1,914	1,269	1,909	1,552
" C	—	1,353	—	1,305	1,112
" D	—	892	—	1,002	845
" E	—	1,122	1,002	1,222	976
<b>Ludlow</b>	<b>Mar. 14</b>	<b>7,323</b>	<b>3,345</b>	<b>7,241</b>	<b>5,532</b>
Precinct 1	—	1,292	572	1,271	938
" 2	—	1,242	681	1,225	987
" 3	—	1,675	744	1,696	1,271
" 4	—	1,486	796	1,476	1,165
" 5	—	1,628	552	1,573	1,171
<b>Lynnfield</b>	<b>Mar. 7</b>	<b>5,051</b>	<b>2,590</b>	<b>5,251</b>	<b>4,618</b>
Precinct 1	—	2,517	1,354	2,650	2,336
" 2	—	2,534	1,236	2,601	2,282
<b>Marblehead</b>	<b>Mar. 21</b>	<b>11,970</b>	<b>7,399</b>	<b>12,062</b>	<b>9,797</b>
Precinct 1	—	2,459	1,577	2,470	1,965
" 2	—	2,277	1,509	2,237	1,734
" 3	—	3,058	1,946	3,097	2,505
" 4	—	2,192	1,206	2,256	1,893
" 5	—	1,984	1,161	2,002	1,700
<b>Medway</b>	<b>Mar. 7</b>	<b>3,310</b>	<b>1,812</b>	<b>3,458</b>	<b>2,581</b>
Precinct 1	—	1,620	871	1,703	1,240
" 2	—	1,690	941	1,755	1,341
<b>Methuen</b>	<b>Mar. 7</b>	<b>17,686</b>	<b>10,207</b>	<b>18,415</b>	<b>13,654</b>
Precinct 1	—	2,896	1,648	3,014	2,246
" 2	—	1,457	699	1,522	971
" 3A	—	3,334	1,924	3,481	2,649
" 3B	—	1,225	727	1,264	971
" 3C	—	1,049	582	1,086	786
" 4	—	3,615	2,110	3,786	2,915
" 5A	—	2,406	1,421	2,472	1,769
" 5B	—	1,704	1,096	1,790	1,347
<b>Middleborough</b>	<b>Jan. 17</b>	<b>6,703</b>	<b>2,688</b>	<b>6,833</b>	<b>4,399</b>
Precinct 1	—	598	230	624	417
" 2	—	5,299	2,158	5,304	3,412
" 3	—	806	300	905	570
<b>Milford</b>	<b>Mar. 7</b>	<b>8,955</b>	<b>6,857</b>	<b>9,297</b>	<b>8,058</b>
Precinct 1	—	1,696	1,204	1,697	1,426
" 2	—	1,757	1,447	1,783	1,596
" 3	—	1,700	1,267	1,708	1,436
" 4	—	1,741	1,316	1,792	1,529
" 5	—	2,061	1,623	2,317	2,071
<b>Millbury</b>	<b>Mar. 12</b>	<b>5,508</b>	<b>2,141</b>	<b>5,756</b>	<b>4,265</b>
" 1	—	1,603	675	1,652	1,229
" 2	—	1,138	431	1,185	848
" 3	—	1,164	419	1,227	886
" 4	—	896	336	929	695
" 5	—	707	280	763	607
<b>Milton</b>	<b>Mar. 5</b>	<b>15,392</b>	<b>9,286</b>	<b>16,468</b>	<b>14,234</b>
Precinct 1	—	2,544	1,147	2,700	2,281
" 2	—	1,719	974	1,841	1,599
" 3	—	1,343	894	1,467	1,305
" 4	—	1,722	1,034	1,822	1,557
" 5	—	3,610	2,144	3,877	3,334
" 6	—	2,570	1,773	2,756	2,411
" 7	—	1,884	1,320	2,005	1,747

NUMBER OF REGISTERED VOTERS AND PERSONS WHO VOTED  
AT ELECTIONS — Continued

TOWNS AND VOTING PRECINCTS	TOWN ELECTIONS, 1966			STATE ELECTIONS Nov. 8, 1966	
	Date of Election	Regis- tered Voters	Persons who Voted	Regis- tered Voters	Persons who Voted
Montague . . . . .	Mar. 7	4,601	2,731	4,459	3,368
Precinct 1 . . . . .	—	697	332	652	485
" 2 . . . . .	—	527	333	507	389
" 3 . . . . .	—	914	595	901	720
" 4 . . . . .	—	858	588	853	675
" 5 . . . . .	—	898	491	859	598
" 6 . . . . .	—	707	392	687	501
Natick . . . . .	Mar. 7	15,103	6,925	13,955	11,368
Precinct 1 . . . . .	—	2,191	1,190	1,983	1,653
" 2 . . . . .	—	947	478	917	748
" 3 . . . . .	—	2,243	844	2,133	1,804
" 4 . . . . .	—	2,351	1,155	2,135	1,689
" 5 . . . . .	—	2,291	887	2,081	1,699
" 6 . . . . .	—	2,212	871	2,130	1,744
" 7 . . . . .	—	1,847	943	1,607	1,269
" 8 . . . . .	—	1,021	557	969	762
Needham . . . . .	Mar. 7	15,184	5,678	15,141	13,200
Precinct A . . . . .	—	1,189	502	1,443	1,253
" B . . . . .	—	1,657	516	1,641	1,421
" C . . . . .	—	1,573	532	1,615	1,420
" D . . . . .	—	1,728	686	1,734	1,488
" E . . . . .	—	1,674	658	1,662	1,475
" F . . . . .	—	1,480	601	1,432	1,214
" G . . . . .	—	1,285	493	1,274	1,095
" H . . . . .	—	1,606	615	1,609	1,444
" I . . . . .	—	1,250	508	1,231	1,104
" J . . . . .	—	1,494	567	1,500	1,286
Newbury . . . . .	Mar. 13	1,795	1,359	1,876	1,506
Precinct 1 . . . . .	—	1,171	874	1,216	983
" 2 . . . . .	—	624	485	660	523
North Andover . . . . .	Mar. 7	6,487	4,424	6,733	5,725
Precinct 1 . . . . .	—	1,285	842	1,326	1,085
" 2 . . . . .	—	1,533	1,120	1,591	1,367
" 3 . . . . .	—	1,393	974	1,439	1,247
" 4 . . . . .	—	2,276	1,488	2,377	2,026
Northborough . . . . .	Mar. 7	3,452	1,764	3,435	2,855
Precinct 1 . . . . .	—	1,763	926	1,748	1,469
" 2 . . . . .	—	1,689	838	1,687	1,386
Northbridge . . . . .	Mar. 1	5,830	2,995	5,875	4,272
Precinct 1 . . . . .	—	4,339	2,291	4,354	3,144
" 2 . . . . .	—	1,491	704	1,521	1,128
Oxford . . . . .	Mar. 7	4,254	2,558	4,272	3,348
Precinct 1 . . . . .	—	3,137	1,993	3,205	2,507
" 2 . . . . .	—	1,117	565	1,067	841
Palmer . . . . .	Feb. 7	5,621	3,685	5,598	4,372
Precinct A . . . . .	—	2,465	1,500	2,451	1,825
" B . . . . .	—	832	576	827	696
" C . . . . .	—	1,683	1,176	1,671	1,332
" D . . . . .	—	641	433	649	519
Pepperell . . . . .	Feb. 23	2,155	1,483	2,147	1,716
Precinct A . . . . .	—	1,051	706	1,057	871
" B . . . . .	—	1,104	777	1,090	845
Plymouth . . . . .	Mar. 5	8,830	3,677	8,885	6,531
Precinct 1 . . . . .	—	2,077	1,010	2,084	1,510
" 2 . . . . .	—	1,290	563	1,338	983
" 3 . . . . .	—	1,567	595	1,505	1,105
" 4 . . . . .	—	2,415	1,043	2,449	1,847
" 5 . . . . .	—	1,481	466	1,509	1,086
Randolph . . . . .	Mar. 7	10,521	4,137	11,021	9,137
Precinct 1 . . . . .	—	1,840	714	1,948	1,608
" 2 . . . . .	—	1,609	725	1,668	1,348
" 3 . . . . .	—	1,696	674	1,803	1,530
" 4 . . . . .	—	1,867	746	1,900	1,552
" 5 . . . . .	—	1,988	746	2,118	1,776
" 6 . . . . .	—	1,521	532	1,584	1,323

NUMBER OF REGISTERED VOTERS AND PERSONS WHO VOTED  
AT ELECTIONS — Continued

TOWNS AND VOTING PRECINCTS	TOWN ELECTIONS, 1966			STATE ELECTIONS Nov. 8, 1966	
	Date of Election	Regis- tered Voters	Persons who Voted	Regis- tered Voters	Persons who Voted
Raynham . . . . .	Mar. 12	2,934	2,394	2,903	2,427
Precinct 1 . . . . .	—	1,785	1,421	1,761	1,442
" 2 . . . . .	—	1,149	973	1,142	985
Reading . . . . .	Mar. 7	10,100	2,914	10,139	8,759
Precinct 1 . . . . .	—	2,719	704	2,693	2,133
" 2 . . . . .	—	2,594	754	2,638	2,234
" 3 . . . . .	—	2,430	643	2,417	2,010
" 4 . . . . .	—	2,357	813	2,391	2,382
Rockland . . . . .	Mar. 12	6,335	2,321	6,375	4,915
Precinct 1 . . . . .	—	3,476	1,204	3,506	2,693
" 2 . . . . .	—	2,859	1,117	2,869	2,222
Rockport . . . . .	Mar. 14	3,210	2,002	3,133	2,518
Precinct 1 . . . . .	—	754	452	743	597
" 2 . . . . .	—	2,456	1,550	2,390	1,921
Royalston . . . . .	Mar. 7	391	268	392	261
Precinct 1 . . . . .	—	196	129	198	128
" 2 . . . . .	—	195	139	194	133
Saugus . . . . .	—	—	—	11,651	9,648
Precinct 1 . . . . .	—	—	—	1,358	1,145
" 2 . . . . .	—	—	—	945	798
" 3 . . . . .	—	—	—	958	784
" 4 . . . . .	—	—	—	1,203	994
" 5 . . . . .	—	—	—	1,406	1,189
" 6 . . . . .	—	—	—	940	773
" 7 . . . . .	—	—	—	828	695
" 8 . . . . .	—	—	—	1,078	885
" 9A . . . . .	—	—	—	629	521
" 9B . . . . .	—	—	—	1,209	958
" 10 . . . . .	—	—	—	1,097	906
Seekonk . . . . .	Mar. 7	4,854	3,150	4,831	3,615
Precinct 1 . . . . .	—	1,903	1,220	1,871	1,453
" 2 . . . . .	—	1,855	1,178	1,852	1,332
" 3 . . . . .	—	1,096	752	1,108	830
Shirley . . . . .	Mar. 15	1,409	1,010	1,473	1,069
Precinct A . . . . .	—	345	213	368	264
" B . . . . .	—	1,064	797	1,105	805
Shrewsbury . . . . .	Mar. 7	8,898	4,021	8,872	7,478
Precinct 1 . . . . .	—	1,860	870	1,858	1,581
" 2 . . . . .	—	1,347	631	1,337	1,085
" 3 . . . . .	—	1,202	611	1,175	986
" 4 . . . . .	—	1,242	494	1,251	1,033
" 5 . . . . .	—	1,473	629	1,480	1,257
" 6 . . . . .	—	1,774	786	1,771	1,536
Somerset . . . . .	Mar. 7	7,857	4,316	7,896	6,435
Precinct 1 . . . . .	—	1,662	980	1,732	1,381
" 2 . . . . .	—	1,632	944	1,666	1,367
" 3 . . . . .	—	1,574	803	1,520	1,246
" 4 . . . . .	—	1,733	904	1,731	1,414
" 5 . . . . .	—	1,256	685	1,247	1,027
South Hadley . . . . .	Mar. 7	6,747	4,645	7,073	5,814
Precinct A1 . . . . .	—	857	574	879	698
" A2 . . . . .	—	1,501	984	1,535	1,253
" B . . . . .	—	1,304	943	1,386	1,160
" C . . . . .	—	1,405	924	1,471	1,225
" D . . . . .	—	1,680	1,220	1,766	1,478
Southborough . . . . .	Mar. 21	2,260	989	2,322	1,958
Precinct 1 . . . . .	—	1,276	575	1,318	1,139
" 2 . . . . .	—	984	414	1,004	819
Southbridge . . . . .	Mar. 4	8,958	4,805	8,959	7,354
Precinct 1 . . . . .	—	2,991	1,513	2,960	2,368
" 2 . . . . .	—	2,028	1,121	2,083	1,736
" 3 . . . . .	—	2,876	1,517	2,855	2,347
" 4 . . . . .	—	1,063	654	1,061	903

NUMBER OF REGISTERED VOTERS AND PERSONS WHO VOTED  
AT ELECTIONS — Continued

TOWNS AND VOTING PRECINCTS				TOWN ELECTIONS, 1966			STATE ELECTIONS Nov. 8, 1966	
				Date of Election	Registered Voters	Persons who Voted	Registered Voters	Persons who Voted
<b>Stoughton</b>				Mar. 21	8,258	4,636	8,988	7,186
Precinct	1	.	.		1,381	747	1,479	1,175
"	2	.	.		1,368	764	1,484	1,180
"	3	.	.		1,398	796	1,487	1,210
"	4	.	.		1,520	896	1,688	1,363
"	5	.	.		1,272	772	1,376	1,026
"	6	.	.		1,319	661	1,474	1,232
<b>Sutton</b>				Feb. 26	2,067	1,485	2,119	1,533
Precinct	1	.	.		1,052	-	946	737
"	2	.	.		633	-	683	455
"	3	.	.		382	-	490	341
<b>Swampscott</b>				Mar. 21	7,663	3,223	8,177	6,256
Precinct	1	.	.		1,225	485	1,296	926
"	2	.	.		1,356	631	1,455	1,107
"	3	.	.		1,244	558	1,321	989
"	4	.	.		1,251	579	1,354	1,028
"	5	.	.		1,259	472	1,352	1,056
"	6	.	.		1,328	498	1,399	1,150
<b>Swansea</b>				Mar. 7	5,849	3,026	5,835	4,708
Precinct	1	.	.		1,599	810	1,624	1,315
"	2	.	.		1,693	946	1,647	1,321
"	3	.	.		1,706	862	1,713	1,396
"	4	.	.		851	408	851	676
<b>Templeton</b>				Mar. 7	2,666	1,139	2,537	1,927
Precinct	1	.	.		686	296	653	469
"	2	.	.		638	240	618	463
"	3	.	.		313	122	311	237
"	4	.	.		969	481	955	758
<b>Tewksbury</b>				Mar. 12	7,017	4,301	7,379	5,784
Precinct	1	.	.		2,784	1,709	2,913	2,295
"	2	.	.		2,145	1,261	2,219	1,715
"	3	.	.		2,088	1,331	2,247	1,774
<b>Truro</b>				Feb. 23	571	175	561	379
Precinct	A	.	.		318	-	314	193
"	B	.	.		253	-	247	186
<b>Uxbridge</b>				Mar. 8	4,074	2,971	4,226	3,381
Precinct	1	.	.		2,872	2,052	2,966	2,347
"	2	.	.		1,202	919	1,260	1,034
<b>Wakefield</b>				Mar. 7	13,099	4,551	13,009	11,964
Precinct	1	.	.		3,412	1,184	3,409	2,855
"	2	.	.		2,911	836	2,897	2,407
"	3	.	.		3,232	1,259	3,187	2,748
"	4	.	.		2,014	781	2,015	1,798
"	5	.	.		1,530	491	1,501	1,256
<b>Walpole</b>				Jan. 17	8,118	2,304	8,635	6,300
Precinct	1	.	.		4,013	1,238	4,260	3,085
"	2	.	.		1,962	577	2,061	1,499
"	3	.	.		543	127	580	382
"	4	.	.		1,600	362	1,734	1,334
<b>Wareham</b>				Mar. 11	4,710	2,947	4,910	3,382
Precinct	1	.	.		3,265	2,113	3,396	2,387
"	2	.	.		1,445	834	1,514	995
<b>Warren</b>				Mar. 7	1,890	1,059	1,983	1,583
Precinct	A	.	.		1,172	683	1,234	1,030
"	B	.	.		718	376	749	553
<b>Watertown</b>				Mar. 7	19,820	11,027	19,380	16,266
Precinct	1	.	.		1,833	993	1,795	1,476
"	2	.	.		1,881	1,012	1,837	1,457
"	3	.	.		1,812	938	1,779	1,515
"	4	.	.		1,787	1,095	1,777	1,535
"	5	.	.		1,741	893	1,660	1,379
"	6	.	.		1,839	1,096	1,791	1,536
"	7	.	.		1,638	950	1,650	1,422
"	8A	.	.		998	510	949	779

NUMBER OF REGISTERED VOTERS AND PERSONS WHO VOTED  
AT ELECTIONS — Continued

TOWNS AND VOTING PRECINCTS	TOWN ELECTIONS, 1936			STATE ELECTIONS Nov. 8, 1936	
	Date of Election	Regis- tered Voters	Persons who Voted	Regis- tered Voters	Persons who Voted
<b>Watertown</b> — Continued					
Precinct 8B . . . . .	Mar. 7	763	451	746	619
" 9 . . . . .	—	1,848	1,024	1,811	1,506
" 10 . . . . .	—	1,908	1,103	1,885	1,617
" 11 . . . . .	—	1,772	962	1,700	1,425
<b>Wayland</b>	Mar. 7	5,683	2,530	5,860	4,971
Precinct 1 . . . . .	—	2,959	1,252	3,083	2,666
" 2 . . . . .	—	2,724	1,278	2,777	2,305
<b>Wellesley</b>	Mar. 7	13,753	3,463	13,948	12,119
Precinct A . . . . .	—	2,338	545	2,346	2,026
" B . . . . .	—	2,022	577	2,010	1,738
" C . . . . .	—	2,298	524	2,423	2,135
" D . . . . .	—	1,761	365	1,783	1,549
" E . . . . .	—	1,960	490	1,957	1,698
" F . . . . .	—	1,801	440	1,803	1,556
" G . . . . .	—	1,570	522	1,626	1,417
<b>West Springfield</b>	Feb. 21	12,983	7,334	12,680	9,316
Precinct 1 . . . . .	—	1,168	625	1,094	795
" 2 . . . . .	—	1,260	617	1,186	797
" 3 . . . . .	—	1,393	697	1,323	918
" 4 . . . . .	—	1,654	1,015	1,586	1,210
" 5 . . . . .	—	2,093	1,098	2,012	1,378
" 6 . . . . .	—	1,691	1,014	1,620	1,228
" 7 . . . . .	—	1,924	1,136	1,941	1,461
" 8 . . . . .	—	1,885	1,132	1,918	1,529
<b>Westford</b>	Mar. 7	4,201	2,688	4,170	3,216
Precinct 1 . . . . .	—	1,221	748	1,240	936
" 2 . . . . .	—	718	490	734	582
" 3 . . . . .	—	1,504	896	1,437	1,116
" 4 . . . . .	—	754	554	759	582
<b>Weston</b>	Mar. 26	4,970	1,075	5,194	4,492
Precinct 1 . . . . .	—	2,420	—	2,466	2,106
" 2 . . . . .	—	2,550	—	2,728	2,386
<b>Westport</b>	Mar. 14	4,282	3,225	4,199	3,310
Precinct A . . . . .	—	1,396	1,066	1,408	1,091
" B . . . . .	—	1,579	1,198	1,499	1,295
" C . . . . .	—	1,307	961	1,292	1,014
<b>Westwood</b>	Mar. 7	6,217	2,682	6,338	5,551
Precinct 1 . . . . .	—	1,943	993	1,943	1,734
" 2 . . . . .	—	2,088	818	2,133	1,856
" 3 . . . . .	—	2,186	961	2,257	1,971
<b>Weymouth</b>	Mar. 14	23,583	11,471	24,770	20,068
Precinct 1 . . . . .	—	1,966	893	2,005	1,658
" 2 . . . . .	—	2,917	1,032	2,075	1,668
" 3 . . . . .	—	1,600	728	1,629	1,253
" 4 . . . . .	—	2,213	1,047	2,307	1,926
" 5 . . . . .	—	2,067	969	2,219	1,853
" 6 . . . . .	—	1,646	843	1,793	1,362
" 7 . . . . .	—	2,228	1,064	2,374	1,918
" 8 . . . . .	—	2,910	1,419	3,058	2,406
" 9 . . . . .	—	2,122	1,071	2,275	1,845
" 10 . . . . .	—	1,588	859	1,659	1,404
" 11 . . . . .	—	1,935	955	2,052	1,668
" 12 . . . . .	—	1,291	597	1,319	1,037
<b>Wilbraham</b>	Mar. 26	4,350	2,290	4,700	3,718
Precinct A . . . . .	—	1,497	675	1,583	1,265
" B . . . . .	—	1,432	833	1,616	1,317
" C . . . . .	—	1,421	782	1,501	1,136
<b>Williamsburg</b>	Mar. 7	1,088	560	1,123	878
Precinct A . . . . .	—	627	319	657	523
" B . . . . .	—	461	241	466	355

NUMBER OF REGISTERED VOTERS AND PERSONS WHO VOTED  
AT ELECTIONS — Continued

TOWNS AND VOTING PRECINCTS	TOWN ELECTIONS, 1966			STATE ELECTIONS Nov. 8, 1966	
	Date of Election	Regis- tered Voters	Persons who Voted	Regis- tered Voters	Persons who Voted
Winchester . . . . .	Mar. 7	11,127	3,931	11,189	9,226
Precinct 1 . . . . .	—	1,821	615	1,801	1,426
" 2 . . . . .	—	1,670	625	1,628	1,310
" 3 . . . . .	—	1,732	570	1,800	1,521
" 4 . . . . .	—	2,309	697	2,417	2,054
" 5 . . . . .	—	1,801	664	1,792	1,562
" 6 . . . . .	—	1,794	760	1,751	1,353
Winthrop . . . . .	Mar. 7	10,459	4,025	10,448	8,596
Precinct 1 . . . . .	—	2,300	1,009	2,282	1,868
" 2 . . . . .	—	2,029	736	2,024	1,714
" 3 . . . . .	—	2,071	692	2,044	1,661
" 3A . . . . .	—	639	331	635	545
" 4 . . . . .	—	2,031	691	2,042	1,628
" 5 . . . . .	—	1,389	566	1,421	1,180
Yarmouth . . . . .	Mar. 7	4,797	2,103	5,025	3,999
Precinct 1 . . . . .	—	298	179	294	251
" 2 . . . . .	—	416	203	466	384
" 3 . . . . .	—	2,360	1,018	2,518	1,947
" 4 . . . . .	—	1,723	673	1,747	1,417

NUMBER OF REGISTERED VOTERS AND PERSONS WHO VOTED  
AT ELECTIONS — Continued

TOWNS AND VOTING PRECINCTS	TOWN ELECTIONS, 1966			STATE ELECTIONS Nov. 8, 1966	
	Date of Election	Regis- tered Voters	Persons who Voted	Regis- tered Voters	Persons who Voted
Alford . . . . .	Feb. 21	153	116	152	107
Ashby . . . . .	Mar. 8	1,000	382	1,044	735
Ashfield . . . . .	Mar. 5	570	213	587	436
Avon . . . . .	Mar. 7	2,482	1,078	2,424	1,977
Ayer . . . . .	Mar. 7	1,891	1,001	1,932	1,460
Becket . . . . .	Feb. 26	430	202	418	249
Bedford . . . . .	Mar. 5	4,299	1,711	4,542	3,900
Berkley . . . . .	Mar. 21	802	557	837	555
Berlin . . . . .	Mar. 14	832	331	867	694
Bernardston . . . . .	Mar. 7	740	332	709	491
Blandford . . . . .	Mar. 14	426	225	429	288
Bolton . . . . .	Mar. 14	763	319	791	643
Boxborough . . . . .	Mar. 7	530	329	567	458
Boylston . . . . .	Mar. 7	1,343	713	1,324	1,102
Brewster . . . . .	Mar. 9	1,035	587	1,038	821
Bridgewater . . . . .	Mar. 5	4,519	2,502	4,640	3,506
Brimfield . . . . .	Mar. 7	756	491	786	600
Brockfield . . . . .	Mar. 7	943	351	957	705
Buckland . . . . .	Feb. 7	920	375	949	695
Canton . . . . .	Mar. 7	7,440	3,615	7,850	6,403
Carlisle . . . . .	Mar. 7	978	660	1,025	889
Carver . . . . .	Mar. 5	1,011	549	1,024	789
Charlemont . . . . .	Mar. 7	496	343	488	329
Charlton . . . . .	Mar. 5	1,800	889	1,874	1,355
Chatham . . . . .	Mar. 17	2,508	1,589	2,608	2,078
Cheshire . . . . .	Feb. 21	1,252	436	1,259	880
Chester . . . . .	Mar. 5	590	365	583	343
Chesterfield . . . . .	Feb. 7	308	211	317	243
Chilmark . . . . .	Feb. 28	187	79	184	133
Clinton . . . . .	Mar. 7	7,000	4,039	6,866	5,020
Cohasset . . . . .	Mar. 12	3,562	1,360	3,579	3,012
Colrain . . . . .	Feb. 7	726	55	724	467
Conway . . . . .	Feb. 14	506	343	510	348
Cummington . . . . .	Feb. 19	339	124	348	274
Dalton . . . . .	Feb. 21	3,408	1,111	3,392	2,597
Douglas . . . . .	Feb. 14	1,517	1,079	1,532	1,293
Dover . . . . .	Mar. 7	2,287	1,000	2,071	1,848
Dudley . . . . .	Mar. 7	3,287	1,999	3,414	2,679
Dunstable . . . . .	Mar. 7	490	410	510	412
Duxbury . . . . .	Mar. 19	3,101	926	3,178	2,659
East Bridgewater . . . . .	Mar. 12	3,345	1,683	3,505	2,774
East Brookfield . . . . .	Mar. 7	825	160	861	679
Eastham . . . . .	Feb. 23	988	649	1,065	904
Edgartown . . . . .	Mar. 10	930	734	945	644
Egremont . . . . .	Feb. 14	583	390	584	394
Essex . . . . .	Mar. 14	1,289	558	1,291	1,046
Franklin . . . . .	Mar. 8	6,459	3,063	6,918	5,468
Gay Head . . . . .	Mar. 8	80	53	85	50
Georgetown . . . . .	Mar. 14	2,350	1,528	2,297	1,864
Goshen . . . . .	Feb. 19	231	134	244	219
Gosnold* . . . . .	April 4	55	31	51	38
Granby . . . . .	Mar. 7	1,859	1,389	1,958	1,521
Granville . . . . .	Mar. 7	508	283	521	352
Hadley . . . . .	Feb. 14	1,776	957	1,816	1,419
Halifax . . . . .	Mar. 12	1,258	862	1,331	1,023
Hamilton . . . . .	Mar. 15	2,945	1,631	3,129	2,536
Hampden . . . . .	Feb. 28	1,509	954	1,524	1,108
Hancock . . . . .	Feb. 7	248	150	268	175
Hanover . . . . .	Mar. 12	3,343	536	3,520	2,893
Hanson . . . . .	Mar. 12	2,508	1,334	2,645	2,032
Harvard . . . . .	Mar. 7	1,279	729	1,284	1,082
Harwich . . . . .	Mar. 7	3,046	1,892	3,193	2,430
Hatfield . . . . .	Feb. 21	1,424	949	1,423	1,087
Hawley . . . . .	Mar. 7	115	23	116	70
Heath . . . . .	Feb. 7	171	66	162	103
Hingham . . . . .	April 2	8,330	3,410	8,613	7,171
Hinsdale . . . . .	Feb. 10	711	441	729	505
Holden . . . . .	Mar. 7	6,326	1,956	6,490	5,149
Holland . . . . .	Mar. 7	434	360	444	310
Holliston . . . . .	Mar. 7	3,989	1,526	4,190	3,229
Hopedale . . . . .	Mar. 7	2,442	1,880	2,515	2,040
Hopkinton . . . . .	Mar. 21	2,553	1,586	2,633	2,039
Hubbardston . . . . .	Mar. 7	678	499	700	567
Hudson . . . . .	April 4	6,082	3,819	6,430	5,178
Hull . . . . .	Mar. 14	4,223	3,135	4,384	3,302
Huntington . . . . .	Mar. 7	749	558	737	566
Kingston . . . . .	Mar. 12	2,589	1,605	2,603	2,069

\* Official ballots not used at town elections.



NUMBER OF REGISTERED VOTERS AND PERSONS WHO VOTED  
AT ELECTIONS -- Continued

TOWNS AND VOTING PRECINCTS	TOWN ELECTIONS, 1966			STATE ELECTIONS Nov. 8, 1966	
	Date of Election	Regis- tered Voters	Persons who Voted	Regis- tered Voters	Persons who Voted
Lakeville	Mar. 7	1,922	1,209	1,989	1,462
Lancaster	Mar. 14	2,091	302	2,161	1,508
Lee	Feb. 28	2,976	1,393	2,996	1,778
Lenox	Feb. 28	2,250	973	2,223	1,543
Leverett	Feb. 19	403	101	421	295
Leyden	Mar. 5	179	103	177	130
Lineoln	Mar. 26	2,147	1,168	2,268	2,039
Littleton	Mar. 5	2,296	923	2,539	1,948
Lunenburg	Mar. 5	3,511	2,280	3,655	2,770
Manchester	Mar. 21	2,566	1,602	2,539	2,032
Mansfield	Jan. 17	4,240	1,810	4,298	3,321
Marion	Mar. 11	1,708	949	1,739	1,334
Marshfield	Mar. 26	4,951	2,815	5,277	4,265
Mashpee	Mar. 9	570	368	586	367
Mattapoisett	Mar. 8	1,992	1,183	2,146	1,677
Maynard	Mar. 14	4,199	2,125	4,381	3,516
Medfield	Mar. 7	2,920	1,740	3,111	2,648
Mendon	Mar. 28	1,122	570	1,185	987
Merrimac	Mar. 7	1,908	910	1,840	1,494
Middlefield	Feb. 12	153	61	154	101
Middleton	Mar. 21	1,678	1,016	1,690	1,261
Millis	Mar. 7	2,325	1,393	2,378	1,967
Millville	Mar. 7	869	146	891	701
Monroe	Mar. 7	96	72	95	68
Monson	Mar. 14	2,841	1,973	2,777	2,205
Monterey	Feb. 19	314	216	320	231
Montgomery	Feb. 14	212	124	222	164
Mount Washington	Feb. 7	39	26	40	25
Nahant	Mar. 19	1,979	794	2,163	1,796
Nantucket	Mar. 7	2,186	1,659	2,144	1,369
New Ashford	Feb. 14	93	52	94	67
New Braintree	Mar. 7	252	154	251	184
New Marlborough	Mar. 7	476	291	468	262
New Salem	Feb. 7	224	49	232	177
Norfolk	Mar. 7	1,590	720	1,552	1,242
North Attleborough	Mar. 7	7,788	3,849	7,990	5,817
North Brookfield	Mar. 7	1,869	1,155	1,996	1,729
North Reading	Mar. 7	4,714	2,648	5,022	3,712
Northfield	Mar. 7	1,332	323	1,337	899
Norton	Mar. 14	3,379	2,087	3,478	2,347
Norwell	Mar. 19	3,058	1,261	3,278	2,709
Norwood	Jan. 17	13,672	5,553	14,202	12,053
Oak Bluffs	Feb. 8	903	650	922	595
Oakham	Mar. 7	338	207	348	270
Orange	Mar. 7	2,909	1,437	2,959	2,079
Orleans	Mar. 16	1,901	1,218	1,970	1,619
Otis	Feb. 21	308	136	316	188
Paxton	Mar. 7	1,643	186	1,551	1,249
Pelham	Mar. 5	441	125	463	347
Pembroke	Mar. 19	3,294	1,440	3,730	2,940
Peru	Feb. 19	113	68	117	69
Petersham	Mar. 7	536	354	530	428
Phillipston	Mar. 7	373	274	389	251
Plainfield	Mar. 5	158	60	149	109
Plainville	Mar. 1	1,928	1,229	1,849	1,477
Plympton	Mar. 12	462	364	483	372
Princeton	Mar. 7	731	456	763	593
Provincetown	Mar. 21	2,503	535	2,502	1,137
Rehoboth	Mar. 7	2,626	1,781	2,612	1,894
Richmond	Feb. 26	535	124	571	385
Rochester	Mar. 9	836	562	857	626
Rowe	Mar. 7	169	132	172	134
Rowley	Mar. 14	1,380	797	1,421	1,082
Russell	Mar. 7	642	392	642	443
Rutland	Mar. 7	1,251	408	1,281	991
Salisbury	Mar. 8	2,091	1,305	2,154	1,518
Sandisfield	Mar. 7	303	218	290	146
Sandwich	Mar. 10	1,390	1,032	1,437	1,185
Savoy	Mar. 7	193	140	184	99
Scituate	Mar. 26	7,089	3,583	7,645	5,880
Sharon	Mar. 7	5,510	1,206	5,681	4,781
Sheffield	Mar. 14	1,123	619	1,148	762
Shelburne	Feb. 7	935	245	960	769
Sherborn	Mar. 7	1,252	789	1,351	1,106
Shutesbury	Feb. 12	173	138	181	144
Southampton	Feb. 14	1,259	548	1,297	1,045
Southwick	Mar. 14	2,258	1,589	2,317	1,789
Spencer	Mar. 7	4,272	2,390	4,333	3,378

NUMBER OF REGISTERED VOTERS AND PERSONS WHO VOTED  
AT ELECTIONS — Concluded

TOWNS AND VOTING PRECINCTS	TOWN ELECTIONS, 1966			STATE ELECTIONS Nov. 8, 1966	
	Date of Election	Regis- tered Voters	Persons who Voted	Regis- tered Voters	Persons who Voted
Sterling . . . . .	Mar. 7	1,664	1,040	1,692	1,347
Stockbridge . . . . .	Feb. 21	1,284	671	1,217	838
Stoneham . . . . .	Mar. 7	9,607	4,135	9,784	7,990
Stow . . . . .	Mar. 14	1,410	354	1,523	1,222
Sturbridge . . . . .	Mar. 7	2,018	1,203	2,109	1,751
Sudbury . . . . .	Mar. 7	4,354	2,434	4,843	3,997
Sunderland . . . . .	Mar. 12	649	458	689	522
Tisbury . . . . .	Mar. 3	1,332	892	1,371	961
Tolland . . . . .	Feb. 12	73	57	76	60
Topsfield . . . . .	Mar. 8	2,239	615	2,095	1,744
Townsend . . . . .	Mar. 14	1,864	845	1,879	1,428
Tyngsborough . . . . .	Feb. 14	1,785	1,223	1,870	1,420
Tyringham . . . . .	Feb. 14	133	122	149	116
Upton . . . . .	Mar. 7	1,588	1,001	1,644	1,401
Wales . . . . .	Mar. 7	376	263	381	261
Ware . . . . .	Mar. 7	4,468	3,228	4,504	3,838
Warwick* . . . . .	Mar. 7	243	170	237	169
Washington . . . . .	Feb. 12	170	119	177	109
Webster . . . . .	Mar. 14	7,483	4,845	7,652	6,088
Wellfleet . . . . .	Mar. 1	896	291	937	676
Wendell . . . . .	Mar. 7	186	166	189	97
Wenham . . . . .	Mar. 19	1,466	532	1,570	1,409
West Boylston . . . . .	Mar. 7	2,795	1,259	2,909	2,402
West Bridgewater . . . . .	Mar. 19	2,558	767	2,726	2,233
West Brookfield . . . . .	Mar. 7	1,176	683	1,183	975
West Newbury . . . . .	Mar. 7	1,095	443	1,097	889
West Stockbridge . . . . .	Feb. 28	655	415	662	426
West Tisbury . . . . .	Feb. 9	195	195	290	206
Westborough . . . . .	Mar. 21	4,119	1,986	4,333	3,735
Westhampton . . . . .	Mar. 7	325	173	334	273
Westminster . . . . .	Mar. 5	1,985	482	1,985	1,642
Whately . . . . .	Feb. 21	573	472	583	442
Whitman . . . . .	Mar. 12	5,702	736	5,733	4,279
Williamstown . . . . .	Feb. 14	3,520	1,910	3,493	2,692
Wilmington . . . . .	Mar. 5	6,485	2,842	6,528	5,283
Winchendon . . . . .	Mar. 7	3,122	1,936	3,165	2,305
Windsor . . . . .	Feb. 7	216	113	222	164
Worthington . . . . .	Feb. 12	380	109	382	258
Wrentham . . . . .	Mar. 7	2,295	1,022	2,399	1,921

RECAPITULATION

STATE ELECTION, 1966		CITY AND TOWN ELECTIONS, 1966			
Registered Voters	Persons who Voted	Registered Voters	Persons who Voted		
The State . . . . .	2,641,538	2,076,826	Total . . . . .	1,192,660	579,903
39 cities . . . . .	1,408,699	1,092,894	39 cities <sup>1</sup> . . . . .	-	-
312 towns . . . . .	1,232,839	983,932	311 towns <sup>2</sup> . . . . .	1,192,660	579,903
Percentage of registered voters who voted, 78.6.			<sup>1</sup> All cities have biennial elections in odd-numbered years.		
			<sup>2</sup> Saugus has biennial elections in odd-numbered years.		

REGISTERED VOTERS BY COUNTIES, OCTOBER 5, 1966

COUNTIES	REGISTERED VOTERS
Barnstable . . . . .	44,361
Berkshire . . . . .	72,569
Bristol . . . . .	211,829
Dukes County . . . . .	3,848
Essex . . . . .	316,332
Franklin . . . . .	29,465
Hampden . . . . .	204,425
Hampshire . . . . .	48,362
Middlesex . . . . .	633,857
Nantucket . . . . .	2,144
Norfolk . . . . .	287,987
Plymouth . . . . .	142,361
Suffolk . . . . .	342,495
Worcester . . . . .	301,503
Total . . . . .	2,641,538

Official ballots not used at town elections.

---

NUMBER OF VOTES  
RECEIVED BY EACH  
REPUBLICAN CANDIDATE FOR NOMINATION  
FOR A STATE OFFICE

AT THE

**STATE PRIMARY**

**SEPT. 13, 1966**

Chapter 277, Acts of 1966

ARRANGED BY CITIES, TOWNS AND DISTRICTS

---

## REPUBLICAN

## Senator in Congress

Barnstable County					Dukes County				
Cities and Towns	Edward W. Brooke of Newton	All Others	Blanks	Total Votes Cast	Cities and Towns	Edward W. Brooke of Newton	All Others	Blanks	Total Votes Cast
Barnstable	1895	-	404	2299	Chilmark	39	-	6	45
Bourne	435	-	84	519	Edgartown	105	-	29	134
Brewster	124	-	12	136	Gay Head	11	-	-	11
Chatham	175	-	25	200	Gosnold	13	-	1	19
Dennis	570	-	99	669	Oak Bluffs	115	-	27	142
Eastham	102	6	14	122	Tisbury	246	-	50	296
Falmouth	912	-	193	1105	W. Tisbury	75	-	6	81
Harwich	270	-	30	300	Totals	609	-	119	728
Mashpee	47	-	4	51	Essex County				
Orleans	142	7	16	165	Amesbury	330	-	50	380
Provincetown	39	-	8	47	Andover	1830	1	361	2192
Sandwich	220	-	25	245	BEVERLY	2059	-	485	2544
Truro	28	-	-	28	Boxford	163	-	20	183
Wellfleet	77	6	6	89	Danvers	1349	-	290	1639
Yarmouth	826	-	112	938	Essex	153	-	14	167
Totals	5862	19	1032	6913	Georgetown	184	-	20	204
Berkshire County					GLOUCESTER	641	2	94	737
Adams	83	-	14	97	Groveland	194	-	38	232
Alford	21	-	2	23	Hanilton	199	-	25	224
Becket	9	-	2	11	HAVERHILL	2006	1	405	2412
Cheshire	13	-	3	16	Ipswich	1157	-	397	1554
Clarksburg	41	1	8	50	LAWRENCE	1430	8	433	1871
Dalton	108	-	15	123	LYNN	1895	-	286	2181
Egremont	36	-	2	38	Lynnfield	421	2	59	482
Florida	39	-	5	44	Manchester	289	2	31	322
Gt. Barrington	46	-	9	55	Marblehead	941	-	94	1035
Hancock	8	-	-	8	Merrimac	159	-	17	176
Hinsdale	10	-	1	11	Methuen	2144	-	775	2919
Lanesborough	63	-	15	78	Middleton	56	-	8	64
Lee	32	-	-	32	Nahant	108	-	15	123
Lenox	106	-	12	118	Newbury	215	-	30	245
Monterey	21	-	1	22	NEWBURYPORT	384	-	88	472
Mt. Washington	12	-	-	12	North Andover	555	-	112	667
New Ashford	13	-	4	17	PEABODY	766	-	152	918
New Marlborough	15	-	4	19	Rockport	285	-	36	321
NORTH ADAMS	220	-	27	247	Rowley	174	-	41	215
Otis	16	-	-	16	SALEM	799	-	186	985
Peru	6	-	-	6	Salisbury	103	-	19	122
PITTSFIELD	523	1	165	689	Saugus	410	2	63	475
Richmond	24	-	1	25	Swampscott	438	-	59	497
Sandisfield	17	-	1	18	Topsfield	166	-	19	185
Savoy	8	-	1	9	Wenham	161	-	10	171
Sheffield	28	2	12	42	W. Newbury	111	1	18	130
Stockbridge	23	-	4	27	Totals	22275	19	4750	27044
Tyringham	8	-	-	8	Franklin County				
Washington	12	-	3	15	Ashfield	104	-	17	121
West Stockbridge	5	-	-	5	Bernardston	57	-	4	61
Williamstown	135	-	19	154	Buckland	38	2	3	43
Windsor	17	-	3	20	Charlemont	41	-	3	44
Totals	1718	4	333	2055	Colrain	40	-	5	45
Bristol County					Conway	62	-	9	71
Acushnet	112	-	27	139	Deerfield	92	-	23	115
ATTLEBORO	1008	-	169	1177	Erving	41	-	1	42
Berkley	67	-	6	73	Gill	32	-	4	36
Dartmouth	687	-	139	826	Greenfield	487	-	51	538
Dighton	113	-	16	129	Hawley	17	-	-	17
Easton	509	-	98	607	Heath	18	-	3	21
Fairhaven	516	-	94	610	Leverett	32	-	3	35
FALL RIVER	2036	-	568	2604	Leyden	16	-	2	18
Freetown	96	-	22	118	Monroe	7	-	-	7
Mansfield	360	-	40	400	Montague	186	-	30	216
NEW BEDFORD	2805	7	701	3513	New Salem	27	-	2	29
N. Attleborough	1028	-	176	1204	Northfield	128	-	12	140
Norton	208	-	34	242	Orange	117	-	14	131
Raynham	324	1	106	431	Rowe	12	-	3	15
Rehoboth	194	-	25	219	Shelburne	58	-	7	65
Seekonk	192	-	27	219	Shutesbury	17	-	1	18
Somerset	422	-	78	500	Sunderland	39	-	5	44
Swansea	362	-	59	421	Warwick	15	-	2	17
TAUNTON	1097	-	321	1418	Wendell	7	-	1	8
Westport	176	-	31	207	Whately	37	-	1	38
Totals	12312	8	2737	15057	Totals	1727	2	206	1935

Senator in Congress — Continued

Hampden County					Middlesex County — Concluded				
Cities and Towns	Edward W. Brooke of Newton	All Others	Blanks	Total Votes Cast	Cities and Towns	Edward W. Brooke of Newton	All Others	Blanks	Total Votes Cast
Agawam . . . . .	496	-	56	552	Lexington . . . . .	976	-	118	1094
Blandford . . . . .	16	-	3	19	Lincoln . . . . .	267	5	28	300
Brinfield . . . . .	43	-	9	52	Littleton . . . . .	562	-	120	682
Chester . . . . .	21	-	1	22	LOWELL . . . . .	2396	3	506	2905
CHICOPEE . . . . .	989	1	366	1356	MALDEN . . . . .	1137	-	256	1393
E. Longmeadow . . . . .	374	-	34	408	MARLBOROUGH . . . . .	308	-	40	348
Granville . . . . .	20	-	4	34	Maynard . . . . .	130	-	7	137
Hampden . . . . .	115	-	7	122	MEDFORD . . . . .	1400	-	365	1765
Holland . . . . .	12	-	4	16	MELROSE . . . . .	2562	-	543	3105
HOLYOKE . . . . .	397	-	79	476	Natick . . . . .	592	1	85	678
Longmeadow . . . . .	649	6	97	752	NEWTON . . . . .	4773	13	899	5685
Ludlow . . . . .	135	-	18	153	North Reading . . . . .	138	-	27	165
Monson . . . . .	105	-	10	115	Pepperell . . . . .	108	-	15	123
Montgomery . . . . .	32	-	1	33	Reading . . . . .	701	-	71	772
Palmer . . . . .	144	-	21	165	Sherborn . . . . .	92	-	10	102
Russell . . . . .	31	-	4	35	Shirley . . . . .	33	-	2	35
Southwick . . . . .	126	-	14	140	SOMERVILLE . . . . .	1225	-	230	1455
SPRINGFIELD . . . . .	2765	-	648	3413	Stoneham . . . . .	553	-	117	670
Tolland . . . . .	5	-	1	6	Stow . . . . .	116	4	9	129
Wales . . . . .	12	-	-	12	Sudbury . . . . .	496	-	60	556
W. Springfield . . . . .	285	-	29	314	Tewksbury . . . . .	294	-	43	337
WESTFIELD . . . . .	283	-	38	321	Townsend . . . . .	80	-	3	83
Wilbraham . . . . .	286	-	20	306	Tyngsborough . . . . .	101	-	24	125
Totals . . . . .	7351	7	1464	8822	Wakefield . . . . .	509	2	83	594
<b>Hampshire County</b>					WALTHAM . . . . .	705	-	142	847
Amherst . . . . .	731	3	80	814	Watertown . . . . .	656	2	134	792
Belchertown . . . . .	288	-	50	338	Wayland . . . . .	253	1	37	291
Chesterfield . . . . .	88	-	2	90	Westford . . . . .	150	-	12	162
Cummington . . . . .	48	-	7	55	Weston . . . . .	882	22	137	1041
Easthampton . . . . .	238	-	45	283	Wilmington . . . . .	220	-	16	236
Goshen . . . . .	68	-	5	73	Winchester . . . . .	1140	2	194	1336
Granby . . . . .	233	-	32	265	WOBURN . . . . .	301	-	51	352
Hadley . . . . .	70	-	5	75	Totals . . . . .	36475	72	6501	43048
Hatfield . . . . .	31	-	5	36	<b>Nantucket County</b>				
Huntington . . . . .	33	-	2	35	Nantucket . . . . .	120	-	31	151
Middlefield . . . . .	19	-	1	20	<b>Norfolk County</b>				
NORTHAMPTON . . . . .	744	-	78	822	Avon . . . . .	89	-	12	101
Pelham . . . . .	59	-	10	69	Bellingham . . . . .	224	-	46	270
Plainfield . . . . .	22	-	6	28	Braintree . . . . .	1935	1	296	2232
So. Hadley . . . . .	350	-	43	393	Brookline . . . . .	2158	-	554	2712
Southampton . . . . .	247	-	41	288	Canton . . . . .	252	-	32	284
Ware . . . . .	132	-	19	151	Cohasset . . . . .	660	1	136	797
Westhampton . . . . .	57	-	4	61	Dedham . . . . .	797	-	161	958
Williamsburg . . . . .	219	-	17	236	Dover . . . . .	912	5	169	1086
Worthington . . . . .	39	-	1	40	Foxborough . . . . .	438	-	41	479
Totals . . . . .	3716	3	453	4172	Franklin . . . . .	394	-	58	452
<b>Middlesex County</b>					Holbrook . . . . .	235	2	39	276
Acton . . . . .	774	-	129	903	Medfield . . . . .	609	1	96	706
Arlington . . . . .	2147	7	294	2448	Medway . . . . .	325	-	73	398
Ashby . . . . .	31	-	2	33	Millis . . . . .	305	-	57	362
Ashland . . . . .	81	-	10	91	Milton . . . . .	1225	-	257	1482
Ayer . . . . .	63	-	6	69	Needham . . . . .	2725	2	525	3252
Bedford . . . . .	281	-	36	317	Norfolk . . . . .	206	-	41	247
Belmont . . . . .	2084	-	489	2573	Norwood . . . . .	562	-	88	650
Billerica . . . . .	554	1	62	617	Plainville . . . . .	354	-	61	415
Boxborough . . . . .	44	-	12	56	QUINCY . . . . .	3828	-	648	4476
Burlington . . . . .	243	-	31	274	Randolph . . . . .	361	-	55	416
CAMBRIDGE . . . . .	1770	-	208	1978	Sharon . . . . .	357	-	33	390
Carlisle . . . . .	82	1	10	93	Stoughton . . . . .	320	-	46	366
Chelmsford . . . . .	458	-	54	512	Walpole . . . . .	711	-	99	810
Concord . . . . .	1625	5	239	1869	Wellesley . . . . .	3204	22	531	3757
Dracut . . . . .	479	3	161	643	Westwood . . . . .	1261	-	209	1470
Dunstable . . . . .	29	-	4	33	Weymouth . . . . .	1711	5	228	1944
EVERETT . . . . .	702	-	219	921	Wrentham . . . . .	362	1	53	416
Framingham . . . . .	736	-	107	843	Totals . . . . .	26520	40	4644	31204
Groton . . . . .	125	-	12	137					
Holliston . . . . .	163	-	13	176					
Hopkinton . . . . .	94	-	14	108					
Hudson . . . . .	54	-	5	59					

REPUBLICAN

Senator in Congress — Concluded

Plymouth County					Worcester County — Concluded				
Cities and Towns	Edward W. Brooke of Newton	All Others	Blanks	Total Votes Cast	Cities and Towns	Edward W. Brooke of Newton	All Others	Blanks	Total Votes Cast
Abington . . . . .	363	6	45	414	Hoopedale . . . . .	167	—	7	174
Bridgewater . . . . .	251	—	26	280	Hubbardston . . . . .	71	—	2	76
Brockton . . . . .	2018	3	302	2353	Lancaster . . . . .	90	—	8	98
Carver . . . . .	123	—	24	147	Leicester . . . . .	107	—	13	120
Duxbury . . . . .	192	—	23	215	LEOMINSTER . . . . .	198	—	19	217
E. Bridgewater . . . . .	388	—	69	457	Lunenburg . . . . .	51	—	5	56
Halifax . . . . .	115	—	15	130	Menon . . . . .	83	—	4	87
Hanover . . . . .	224	1	24	249	Milford . . . . .	1519	—	1329	2848
Hanson . . . . .	426	1	67	494	Millbury . . . . .	66	—	4	70
Hingham . . . . .	554	—	77	631	Millville . . . . .	22	—	2	24
Hull . . . . .	125	—	28	153	New Braintree . . . . .	8	—	1	9
Kingston . . . . .	155	—	20	175	N. Brookfield . . . . .	297	—	105	402
Lakeville . . . . .	498	—	109	517	Northborough . . . . .	141	—	16	157
Marion . . . . .	418	—	82	500	Northbridge . . . . .	132	—	19	151
Marshfield . . . . .	723	—	120	843	Oakham . . . . .	28	—	—	28
Mattapoisett . . . . .	403	—	108	511	Oxford . . . . .	79	—	3	82
Middleborough . . . . .	487	4	62	553	Paxton . . . . .	45	—	5	50
Norwell . . . . .	237	5	27	269	Petersham . . . . .	39	—	5	44
Pembroke . . . . .	569	—	88	657	Phillipston . . . . .	21	—	3	24
Plymouth . . . . .	334	—	38	372	Princeton . . . . .	39	—	4	43
Plympton . . . . .	45	—	8	53	Royalston . . . . .	23	—	2	25
Rochester . . . . .	274	—	62	336	Rutland . . . . .	52	—	8	60
Rockland . . . . .	249	—	43	292	Shrewsbury . . . . .	352	—	41	393
Scituate . . . . .	1181	—	304	1485	Southborough . . . . .	395	—	65	460
Wareham . . . . .	1011	—	324	1335	Southbridge . . . . .	281	—	29	310
W. Bridgewater . . . . .	349	6	74	429	Spencer . . . . .	266	1	52	319
Whitman . . . . .	482	2	81	565	Sterling . . . . .	101	—	7	108
Totals . . . . .	12137	28	2250	14415	Sturbridge . . . . .	256	1	26	283
Suffolk County					Sutton . . . . .	62	—	10	72
BOSTON . . . . .	6060	2	1719	7781	Templeton . . . . .	127	—	9	136
CHELSEA . . . . .	220	—	77	297	Upton . . . . .	266	—	54	320
REVERE . . . . .	506	—	234	740	Uxbridge . . . . .	66	—	9	75
Winthrop . . . . .	362	—	76	438	Warren . . . . .	62	—	8	70
Totals . . . . .	7148	2	2106	9256	Webster . . . . .	135	—	18	153
Worcester County					West Boylston . . . . .	131	—	3	134
Ashburnham . . . . .	77	—	9	86	W. Brookfield . . . . .	100	—	7	107
Athol . . . . .	148	—	18	166	Westborough . . . . .	637	1	68	706
Auburn . . . . .	147	—	18	165	Westminster . . . . .	73	—	8	81
Barre . . . . .	54	—	7	61	Winchendon . . . . .	41	—	4	45
Berlin . . . . .	69	—	4	73	WORCESTER . . . . .	3172	1	480	3653
Blackstone . . . . .	25	—	2	27	Totals . . . . .	12320	4	2781	15105
Bolton . . . . .	65	—	2	67	Aggregate of Votes				
Boylston . . . . .	59	—	5	64	Counties				
Brookfield . . . . .	67	—	16	83	BARNSTABLE . . . . .	5862	19	1032	6913
Charlton . . . . .	69	—	5	74	BERKSHIRE . . . . .	1718	4	333	2055
Clinton . . . . .	116	—	25	141	BRISTOL . . . . .	12312	8	2737	15057
Douglas . . . . .	142	—	39	181	DUKES COUNTY . . . . .	609	—	119	728
Dudley . . . . .	56	—	9	65	ESSEX . . . . .	22275	19	4750	27044
East Brookfield . . . . .	48	—	9	57	FRANKLIN . . . . .	1727	2	206	1935
FITCHBURG . . . . .	335	—	22	357	HAMPDEN . . . . .	7351	7	1464	8822
Gardner . . . . .	239	—	14	253	HAMPSHIRE . . . . .	3716	3	453	4172
Grafton . . . . .	399	—	88	487	MIDDLESEX . . . . .	36475	72	6501	43048
Hardwick . . . . .	54	—	2	56	NANTUCKET . . . . .	120	—	31	151
Harvard . . . . .	111	—	5	116	NORFOLK . . . . .	26520	40	4644	31204
Holden . . . . .	236	—	20	256	PLYMOUTH . . . . .	12317	28	2250	14415
					SUFFOLK . . . . .	7148	2	2106	9256
					WORCESTER . . . . .	12320	4	2781	15105
					Totals . . . . .	150470	208	29407	179905

REPUBLICAN

Governor

Barnstable County

Cities and Towns	John A. Volpe of Winchester	All Others	Blanks	Total Votes Cast
Barnstable	2032	-	267	2299
Bourne	470	-	49	519
Brewster	130	-	6	136
Chatham	195	-	5	200
Dennis	602	-	67	669
Eastham	114	-	8	122
Falmouth	982	-	123	1105
Harwich	284	-	16	300
Mashpee	46	-	5	51
Orleans	151	-	14	165
Provincetown	46	-	1	47
Sandwich	231	-	14	245
Truro	27	-	1	28
Wellfleet	85	-	4	89
Yarmouth	887	-	51	938
Totals	6282	-	631	6913

Berkshire County

Adams	85	-	12	97
Alford	21	-	2	23
Becket	11	-	-	11
Cheshire	15	-	1	16
Clarksburg	43	-	7	50
Dalton	118	-	5	123
Egremont	36	-	2	38
Florida	40	-	4	44
Gt. Barrington	50	-	5	55
Hancock	7	-	1	8
Hinsdale	11	-	-	11
Lanesborough	69	-	9	78
Lee	30	-	2	32
Lenox	107	-	11	118
Monterey	21	-	1	22
Mt. Washington	12	-	-	12
New Ashford	15	-	2	17
New Marlborough	18	-	1	19
NORTH ADAMS	224	-	23	247
Otis	14	-	2	16
Peru	6	-	-	6
PITTSFIELD	588	-	101	689
Richmond	23	-	2	25
Sandisfield	18	-	-	18
Savoy	9	-	-	9
Sheffield	38	-	4	42
Stockbridge	22	-	5	27
Tyringham	6	-	2	8
Washington	12	-	3	15
West Stockbridge	5	-	-	5
Williamstown	147	-	7	154
Windsor	16	-	4	20
Totals	1837	-	218	2055

Bristol County

Acushnet	119	-	20	139
ATTLEBORO	1063	-	114	1177
Berkley	67	-	6	73
Dartmouth	729	5	92	826
Dighton	117	-	12	129
Easton	558	-	49	607
Fairhaven	559	-	51	610
FALL RIVER	2115	-	489	2604
Freetown	102	-	16	118
Mansfield	368	-	32	400
NEW BEDFORD	2899	3	611	3513
N. Attleborough	1041	-	163	1204
Norton	222	-	20	242
Raynham	358	-	73	431
Rehoboth	198	-	21	219
Seekonk	211	-	8	219
Somerset	437	-	63	500
Swansea	378	-	43	421
TAUNTON	1207	-	211	1418
Westport	194	-	13	207
Totals	12942	8	2107	15057

Dukes County

Cities and Towns	John A. Volpe of Winchester	All Others	Blanks	Total Votes Cast
Chilmark	37	1	7	45
Edgartown	118	-	16	134
Gay Head	7	-	4	11
Gosnold	18	-	1	19
Oak Bluffs	115	-	27	142
Tisbury	256	-	40	296
W. Tisbury	74	-	7	81
Totals	625	1	102	728

Essex County

Amesbury	338	-	42	380
Andover	2018	-	174	2192
BEVERLY	2125	1	418	2544
Boxford	178	-	5	183
Danvers	1406	-	233	1639
Essex	145	-	22	167
Georgetown	196	-	8	204
GLOUCESTER	691	-	46	737
Groveland	209	-	23	232
Hamilton	209	-	15	224
HAVERHILL	2104	-	308	2412
Ipswich	1216	-	338	1554
LAWRENCE	1522	1	348	1871
LYNN	1901	-	280	2181
Lynnfield	452	-	30	482
Manchester	303	-	19	322
Marblehead	950	2	83	1035
Merrimac	160	-	16	176
Methuen	2345	-	574	2919
Middleton	55	-	9	64
Nahant	111	-	12	123
Newbury	233	-	12	245
NEWBURYPORT	399	-	73	472
North Andover	600	-	67	667
PEABODY	789	-	129	918
Rockport	309	-	12	321
Rowley	189	-	26	215
SALEM	753	-	232	985
Salisbury	110	-	12	122
Saugus	431	-	44	475
Swampscott	463	-	34	497
Topsfield	179	-	6	185
Wenham	166	-	5	171
W. Newbury	123	1	6	130
Totals	23378	5	3661	27044

Franklin County

Ashfield	112	-	9	121
Bernardston	58	-	3	61
Buckland	41	-	2	43
Charlemont	42	-	2	44
Colrain	42	-	3	45
Conway	68	-	3	71
Deerfield	106	-	9	115
Erving	42	-	-	42
Gill	34	-	2	36
Greenfield	507	-	31	538
Hawley	17	-	-	17
Heath	21	-	-	21
Leverett	35	-	-	35
Leyden	18	-	-	18
Monroe	6	-	1	7
Montague	197	-	19	216
New Salem	27	-	2	29
Northfield	136	-	4	140
Orange	125	-	6	131
Rowe	14	-	1	15
Shelburne	56	-	9	65
Shutesbury	18	-	-	18
Sunderland	42	-	2	44
Warwick	17	-	-	17
Wendell	8	-	-	8
Whately	38	-	-	38
Totals	1827	-	108	1935

Governor — Continued

Hampden County					Middlesex County — Concluded				
Cities and Towns	John A. Volpe of Winchester	All Others	Blanks	Total Votes Cast	Cities and Towns	John A. Volpe of Winchester	All Others	Blanks	Total Votes Cast
Agawam . . . . .	524	-	28	552	Holliston . . . . .	173	-	3	176
Blandford . . . . .	17	-	2	19	Hopkinton . . . . .	93	-	10	108
Brimfield . . . . .	45	-	7	52	Hudson . . . . .	57	-	2	59
Chester . . . . .	21	-	1	22	Lexington . . . . .	1038	-	56	1094
CHICOPEE . . . . .	1055	-	301	1356	Lincoln . . . . .	279	-	21	300
E. Longmeadow . . . . .	389	-	19	408	Littleton . . . . .	605	-	77	682
Granville . . . . .	33	-	1	34	LOWELL . . . . .	2337	-	568	2905
Hampden . . . . .	116	-	6	122	MALDEN . . . . .	1211	-	182	1393
Holland . . . . .	15	-	1	16	MARLBOROUGH . . . . .	321	-	27	348
HOLYOKE . . . . .	429	-	47	476	Maynard . . . . .	130	-	7	137
Longmeadow . . . . .	710	1	41	752	MEDFORD . . . . .	1619	-	146	1765
Ludlow . . . . .	139	-	14	153	MELROSE . . . . .	2870	-	235	3105
Monson . . . . .	110	-	5	115	NEWTON . . . . .	5231	1	453	5685
Montgomery . . . . .	32	-	1	33	North Reading . . . . .	152	-	13	165
Palmer . . . . .	153	-	12	165	Pepperell . . . . .	117	-	6	123
Russell . . . . .	23	-	7	35	Reading . . . . .	738	-	34	772
Southwick . . . . .	125	-	15	140	Sherborn . . . . .	98	-	4	102
SPRINGFIELD . . . . .	2923	-	490	3413	Shirley . . . . .	32	-	3	35
Tolland . . . . .	6	-	-	6	SOMERVILLE . . . . .	1319	-	136	1455
Wales . . . . .	12	-	-	12	Stoneham . . . . .	630	-	40	670
W. Springfield . . . . .	304	-	10	314	Stow . . . . .	124	-	5	129
WESTFIELD . . . . .	304	-	17	321	Sudbury . . . . .	519	-	37	556
Wilbraham . . . . .	301	-	5	306	Tewksbury . . . . .	309	-	28	337
Totals . . . . .	7791	1	1030	8822	Townsend . . . . .	82	-	1	83
<b>Hampshire County</b>					<b>Nantucket County</b>				
Amherst . . . . .	765	-	49	814	Nantucket . . . . .	120	-	31	151
Belchertown . . . . .	302	-	36	338	<b>Norfolk County</b>				
Chesterfield . . . . .	85	-	5	90	Avon . . . . .	98	-	3	101
Cumington . . . . .	50	-	5	55	Bellingham . . . . .	241	-	29	270
Easthampton . . . . .	244	-	39	283	Braintree . . . . .	2039	-	193	2232
Goshen . . . . .	70	-	3	73	Brookline . . . . .	2359	-	353	2712
Granby . . . . .	243	-	22	265	Canton . . . . .	274	-	10	284
Hadley . . . . .	67	-	8	75	Cohasset . . . . .	741	-	56	797
Hatfield . . . . .	34	-	2	36	Dedham . . . . .	891	-	67	958
Huntington . . . . .	35	-	-	35	Dover . . . . .	1004	-	82	1086
Middlefield . . . . .	20	-	-	20	Foxborough . . . . .	466	-	13	479
NORTHAMPTON . . . . .	767	-	55	822	Franklin . . . . .	419	-	33	452
Pelham . . . . .	65	-	4	69	Holbrook . . . . .	261	-	15	276
Plainfield . . . . .	27	-	1	28	Medfield . . . . .	656	-	50	706
So. Hadley . . . . .	365	-	28	393	Medway . . . . .	366	-	32	398
Southampton . . . . .	251	-	37	288	Millis . . . . .	332	-	30	362
Ware . . . . .	135	-	16	151	Milton . . . . .	1375	-	107	1482
Westhampton . . . . .	57	-	4	61	Needham . . . . .	3028	-	224	3252
Williamsburg . . . . .	222	-	14	236	Norfolk . . . . .	225	-	22	247
Worthington . . . . .	38	-	2	40	Norwood . . . . .	609	-	41	650
Totals . . . . .	3842	-	330	4172	Plainville . . . . .	368	-	47	415
<b>Middlesex County</b>					QUINCY . . . . .	4080	-	396	4476
Acton . . . . .	861	-	42	903	Randolph . . . . .	376	-	40	416
Arlington . . . . .	2312	1	135	2448	Sharon . . . . .	371	-	19	390
Ashby . . . . .	33	-	-	33	Stoughton . . . . .	343	-	23	366
Ashland . . . . .	83	-	8	91	Walpole . . . . .	775	-	35	810
Ayer . . . . .	66	-	3	69	Wellesley . . . . .	3516	2	239	3757
Bedford . . . . .	296	1	20	317	Westwood . . . . .	1402	-	68	1470
Belmont . . . . .	2359	-	214	2573	Weymouth . . . . .	1785	-	159	1944
Billerica . . . . .	558	-	59	617	Wrentham . . . . .	384	-	32	416
Boxborough . . . . .	52	-	4	56	Totals . . . . .	28784	2	2418	31204
Burlington . . . . .	262	-	12	274					
CAMBRIDGE . . . . .	1791	-	187	1978					
Carlisle . . . . .	92	-	1	93					
Chelmsford . . . . .	477	-	35	512					
Concord . . . . .	1743	1	125	1869					
Dracut . . . . .	461	2	180	643					
Dunstable . . . . .	29	-	4	33					
EVERETT . . . . .	790	-	131	921					
Framingham . . . . .	772	-	71	843					
Groton . . . . .	127	-	10	137					



Governor — Concluded

Plymouth County

Cities and Towns	John A. Volpe of Winchester	All Others	Blanks	Total Votes Cast
Abington . . . . .	398	-	16	414
Bridgewater . . . . .	271	-	9	280
Brockton . . . . .	2215	-	138	2353
Carver . . . . .	133	-	14	147
Duxbury . . . . .	206	-	9	215
E. Bridgewater . . . . .	419	-	38	457
Halifax . . . . .	123	-	7	130
Hanover . . . . .	236	-	13	249
Hanson . . . . .	451	-	43	494
Hingham . . . . .	607	-	24	631
Hull . . . . .	142	-	11	153
Kingston . . . . .	163	-	12	175
Lakeville . . . . .	441	-	76	517
Marion . . . . .	454	-	46	500
Marshfield . . . . .	782	-	61	843
Mattapoisett . . . . .	453	-	58	511
Middleborough . . . . .	526	-	27	553
Norwell . . . . .	261	-	8	269
Pembroke . . . . .	599	-	58	657
Plymouth . . . . .	349	-	23	372
Plympton . . . . .	51	-	2	53
Rochester . . . . .	290	-	46	336
Rockland . . . . .	265	-	27	292
Scituate . . . . .	1284	-	201	1485
Wareham . . . . .	1110	-	225	1335
W. Bridgewater . . . . .	400	-	29	429
Whitman . . . . .	528	-	37	565
Totals . . . . .	13157	-	1258	14415

Suffolk County

BOSTON . . . . .	6743	-	1038	7781
CHELSEA . . . . .	231	-	66	297
REVERE . . . . .	580	-	160	740
Winthrop . . . . .	408	-	30	438
Totals . . . . .	7962	-	1294	9256

Worcester County

Ashburnham . . . . .	83	-	3	86
Athol . . . . .	159	-	7	166
Auburn . . . . .	156	-	9	165
Barre . . . . .	55	-	6	61
Berlin . . . . .	73	-	-	73
Blackstone . . . . .	26	-	1	27
Bolton . . . . .	65	-	2	67
Boylston . . . . .	62	-	2	64
Brookfield . . . . .	72	-	11	83
Charlton . . . . .	69	1	4	74
Clinton . . . . .	124	-	17	141
Douglas . . . . .	158	-	23	181
Dudley . . . . .	56	-	9	65
East Brookfield . . . . .	50	-	7	57
FITCHBURG . . . . .	319	-	38	357
Gardner . . . . .	237	-	16	253
Grafton . . . . .	430	-	57	487
Hardwick . . . . .	53	-	3	56
Harvard . . . . .	115	-	1	116
Holden . . . . .	251	-	5	256
Hopedale . . . . .	167	-	7	174

Worcester County — Concluded

Cities and Towns	John A. Volpe of Winchester	All Others	Blanks	Total Votes Cast
Hubbardston . . . . .	69	-	7	76
Lancaster . . . . .	96	-	2	98
Leicester . . . . .	111	-	9	120
LEOMINSTER . . . . .	207	-	10	217
Lunenburg . . . . .	56	-	-	56
Mendon . . . . .	80	-	7	87
Milford . . . . .	1634	-	1214	2848
Millbury . . . . .	65	-	5	70
Millville . . . . .	22	-	2	24
New Braintree . . . . .	9	-	-	9
N. Brookfield . . . . .	314	-	88	402
Northborough . . . . .	154	-	3	157
Northbridge . . . . .	136	-	15	151
Oakham . . . . .	28	-	-	28
Oxford . . . . .	79	-	3	82
Paxton . . . . .	48	-	2	50
Petersham . . . . .	41	-	3	44
Phillipston . . . . .	21	-	3	24
Princeton . . . . .	41	-	2	43
Royalston . . . . .	25	-	-	25
Rutland . . . . .	60	-	-	60
Shrewsbury . . . . .	368	-	25	393
Southborough . . . . .	424	-	36	460
Southbridge . . . . .	288	-	22	310
Spencer . . . . .	276	-	43	319
Sterling . . . . .	104	-	4	108
Sturbridge . . . . .	260	-	23	283
Sutton . . . . .	68	-	4	72
Templeton . . . . .	132	-	4	136
Upton . . . . .	270	-	50	320
Uxbridge . . . . .	72	-	3	75
Warren . . . . .	63	-	7	70
Webster . . . . .	134	-	19	153
W. Boylston . . . . .	130	-	4	134
W. Brookfield . . . . .	102	-	5	107
Westborough . . . . .	667	-	39	706
Westminster . . . . .	78	-	3	81
Winchendon . . . . .	43	-	2	45
WORCESTER . . . . .	3293	-	360	3653
Totals . . . . .	12848	1	2256	15105

Aggregate of Votes

Counties	John A. Volpe	All Others	Blanks	Total Votes
BARNSTABLE . . . . .	6282	-	631	6913
BERKSHIRE . . . . .	1837	-	218	2055
BRISTOL . . . . .	12942	8	2107	15057
DUKES COUNTY . . . . .	625	1	102	728
ESSEX . . . . .	23378	5	3661	27044
FRANKLIN . . . . .	1827	-	108	1935
HAMPDEN . . . . .	7791	1	1030	8822
HAMPSHIRE . . . . .	3842	-	330	4172
MIDDLESEX . . . . .	39382	6	3660	43048
NANTUCKET . . . . .	120	-	31	151
NORFOLK . . . . .	28784	2	2418	31204
PLYMOUTH . . . . .	13157	-	1258	14415
SUFFOLK . . . . .	7962	-	1294	9256
WORCESTER . . . . .	12848	1	2256	15105
TOTALS . . . . .	160777	24	19104	179905

REPUBLICAN

Lieutenant Governor

Barnstable County					Dukes County				
Cities and Towns	Francis W. Sargent of Dover	All Others	Blanks	Total Votes Cast	Cities and Towns	Francis W. Sargent of Dover	All Others	Blanks	Total Votes Cast
Barnstable	2031	-	268	2299	Chilmark	36	-	9	45
Bourne	461	-	58	519	Edgartown	119	-	15	134
Brewster	131	-	5	136	Gay Head	8	-	3	11
Chatham	191	-	9	200	Gosnold	17	-	2	19
Dennis	603	-	66	669	Oak Bluffs	113	-	29	142
Eastham	113	-	9	122	Tisbury	262	-	34	296
Falmouth	978	-	127	1105	W. Tisbury	75	-	6	81
Harwich	290	-	10	300	Totals	630	-	98	728
Mashpee	42	-	9	51	<b>Essex County</b>				
Orleans	152	-	13	165	Amesbury	291	-	89	380
Provincetown	43	-	4	47	Andover	1964	-	228	2192
Sandwich	222	-	23	245	BEVERLY	2030	-	514	2544
Truro	28	-	-	28	Boxford	175	-	8	183
Wellfleet	82	-	7	89	Danvers	1344	-	295	1639
Yarmouth	881	-	57	938	Essex	150	-	17	167
Totals	6248	-	665	6913	Georgetown	191	-	13	204
<b>Berkshire County</b>					GLOUCESTER	663	1	73	737
Adams	73	-	24	97	Groveland	192	-	40	232
Alford	21	-	2	23	Hamilton	207	-	17	224
Becket	9	-	2	11	HAVERHILL	1919	-	493	2412
Cheshire	15	-	1	16	Ipswich	1115	-	439	1554
Clarksburg	45	-	5	50	LAWRENCE	1377	-	494	1871
Dalton	114	-	9	123	LYNN	1784	-	397	2181
Egremont	36	-	2	38	Lynnfield	449	-	33	482
Florida	38	-	6	44	Manchester	288	1	33	322
Gt. Barrington	49	-	6	55	Marblehead	931	2	102	1035
Hancock	7	-	1	8	Merrimac	163	-	13	176
Hinsdale	11	-	-	11	Methuen	2217	-	702	2919
Lanesborough	65	-	13	78	Middleton	56	-	8	64
Lee	30	-	2	32	Nahant	113	-	10	123
Lenox	102	-	16	118	Newbury	230	-	15	245
Monterey	19	-	3	22	NEWBURYPORT	341	-	131	472
Mt. Washington	11	-	1	12	North Andover	585	-	82	667
New Ashford	14	-	3	17	PEABODY	729	-	189	918
New Marlborough	16	-	3	19	Rockport	299	-	22	321
NORTH ADAMS	209	-	38	247	Rowley	179	-	36	215
Otis	14	-	2	16	SALEM	704	-	281	985
Peru	6	-	-	6	Salisbury	107	-	15	122
PITTSFIELD	490	-	199	689	Saugus	424	-	51	475
Richmond	23	-	2	25	Swampscott	414	-	83	497
Sandisfield	17	-	1	18	Topshfield	180	-	5	185
Savoy	9	-	-	9	Wenham	164	-	7	171
Sheffield	38	-	4	42	W. Newbury	120	-	10	130
Stockbridge	24	-	3	27	Totals	22095	4	4945	27044
Tyringham	6	-	2	8	<b>Franklin County</b>				
Washington	12	-	3	15	Ashfield	110	-	11	121
West Stockbridge	5	-	-	5	Bernardston	58	-	3	61
Williamstown	141	-	13	154	Buckland	40	-	3	43
Windsor	19	-	1	20	Charlemont	43	-	1	44
Totals	1688	-	367	2055	Colrain	42	-	3	45
<b>Bristol County</b>					Conway	68	-	3	71
Acushnet	122	-	17	139	Deerfield	100	-	15	115
ATTLEBORO	1005	-	172	1177	Erving	39	-	3	42
Berkley	68	-	5	73	Gill	33	-	3	36
Dartmouth	727	-	99	826	Greenfield	480	-	58	538
Dighton	112	-	17	129	Hawley	17	-	-	17
Easton	535	-	72	607	Heath	19	-	2	21
Fairhaven	558	-	52	610	Leverett	35	-	-	35
FALL RIVER	1824	-	780	2604	Leyden	17	-	1	18
Freetown	101	-	17	118	Monroe	7	-	-	7
Mansfield	373	-	27	400	Montague	188	-	28	216
NEW BEDFORD	2751	-	762	3513	New Salem	27	-	2	29
N. Attleborough	983	-	221	1204	Northfield	130	-	10	140
Norton	212	-	30	242	Orange	121	-	10	131
Raynham	330	-	101	431	Rowe	15	-	-	15
Rehoboth	198	-	21	219	Shelburne	60	-	5	65
Scekonk	207	-	12	219	Shutesbury	15	-	3	18
Somerset	411	-	89	500	Sunderland	40	-	4	44
Swansea	359	-	62	421	Warwick	17	-	-	17
TAUNTON	1084	-	334	1418	Wendell	7	-	1	8
Westport	188	-	19	207	Whately	38	-	-	38
Totals	12148	-	2909	15057	Totals	1766	-	169	1935



REPUBLICAN

Lieutenant Governor — Concluded

Plymouth County					Worcester				
Cities and Towns	Francis W. Sargent of Dover	All Others	Blanks	Total Votes Cast	Cities and Towns	Francis W. Sargent of Dover	All Others	Blanks	Total Votes Cast
Abington . . . . .	388	-	26	414	Hubbardstou . . . . .	69	-	7	76
Bridgewater . . . . .	255	-	25	280	Lancaster . . . . .	87	-	11	98
BROCKTON . . . . .	2136	-	217	2353	Leicester . . . . .	97	-	23	120
Carver . . . . .	123	-	24	147	LEOMINSTER . . . . .	200	-	17	217
Duxbury . . . . .	205	-	10	215	Lunenburg . . . . .	56	-	-	56
E. Bridgewater . . . . .	402	-	55	457	Mendon . . . . .	76	-	11	87
Halifax . . . . .	121	-	9	130	Millford . . . . .	1294	-	1554	2848
Hanover . . . . .	232	-	17	249	Millbury . . . . .	63	-	7	70
Hanson . . . . .	438	-	56	494	Millville . . . . .	21	-	3	24
Hingham . . . . .	608	-	23	631	New Braintree . . . . .	9	-	-	9
Hull . . . . .	136	-	17	153	N. Brookfield . . . . .	278	-	124	402
Kingston . . . . .	159	-	16	175	Northborough . . . . .	153	-	4	157
Lakeville . . . . .	422	-	95	517	Northbridge . . . . .	122	-	29	151
Marion . . . . .	453	-	47	500	Oakham . . . . .	27	-	1	28
Marshfield . . . . .	764	-	79	843	Oxford . . . . .	73	-	9	82
Mattapoisett . . . . .	445	-	66	511	Paxton . . . . .	48	-	2	50
Middleborough . . . . .	512	-	41	553	Petersham . . . . .	42	-	2	44
Norwell . . . . .	259	-	10	269	Phillipston . . . . .	23	-	1	24
Pembroke . . . . .	592	-	65	657	Princeston . . . . .	43	-	-	43
Plymouth . . . . .	344	-	28	372	Royalston . . . . .	24	-	1	25
Plympton . . . . .	47	-	6	53	Rutland . . . . .	55	-	5	60
Rochester . . . . .	293	-	43	336	Shrewsbury . . . . .	349	-	44	393
Rockland . . . . .	260	-	32	292	Southborough . . . . .	408	-	52	460
Scituate . . . . .	1210	-	275	1485	Southbridge . . . . .	273	-	37	310
Wareham . . . . .	1102	-	233	1335	Spencer . . . . .	252	-	67	319
W. Bridgewater . . . . .	380	-	49	429	Sterling . . . . .	100	-	8	108
Whitman . . . . .	508	-	57	565	Sturbridge . . . . .	251	-	32	283
Totals . . . . .	12794	-	1621	14415	Sutton . . . . .	66	-	6	72
<b>Suffolk County</b>					Templeton . . . . .	129	-	7	136
BOSTON . . . . .	5542	-	2239	7781	Upton . . . . .	251	-	69	320
CHELSEA . . . . .	203	-	94	297	Uxbridge . . . . .	69	-	6	75
REVERE . . . . .	500	-	240	740	Warren . . . . .	61	-	9	70
Winthrop . . . . .	349	-	89	438	Webster . . . . .	121	-	32	153
Totals . . . . .	6594	-	2662	9256	W. Boylston . . . . .	123	-	11	134
<b>Worcester County</b>					W. Brookfield . . . . .	101	-	6	107
Ashburnham . . . . .	79	-	7	86	Westborough . . . . .	659	-	47	706
Athol . . . . .	150	-	16	166	Westminster . . . . .	74	-	7	81
Auburn . . . . .	151	-	14	165	Winchendon . . . . .	38	-	7	45
Barre . . . . .	57	-	4	61	WORCESTER . . . . .	3082	-	571	3653
Berlin . . . . .	68	-	5	73	Totals . . . . .	11956	-	3149	15105
Blackstone . . . . .	26	-	1	27	<b>Aggregate of Votes</b>				
Bolton . . . . .	66	-	1	67	<b>Counties</b>				
Boylston . . . . .	59	-	5	64	BARNSTABLE . . . . .	6248	-	665	6913
Brookfield . . . . .	67	-	16	83	BERKSHIRE . . . . .	1688	-	367	2055
Charlton . . . . .	72	-	2	74	BRISTOL . . . . .	12148	-	2909	15057
Clinton . . . . .	117	-	24	141	DUKES COUNTY . . . . .	630	-	98	728
Douglas . . . . .	153	-	28	181	ESSEX . . . . .	22095	4	4945	27044
Dudley . . . . .	51	-	14	65	FRANKLIN . . . . .	1766	-	169	1935
East Brookfield . . . . .	49	-	8	57	HAMPDEN . . . . .	7117	-	1705	8822
FITCHBURG . . . . .	313	-	44	357	HAMPSHIRE . . . . .	3724	-	448	4172
Gardner . . . . .	221	-	32	253	MIDDLESEX . . . . .	37128	1	5919	43048
Grafton . . . . .	410	-	77	487	NANTUCKET . . . . .	124	-	27	151
Hardwick . . . . .	52	-	4	56	NORFOLK . . . . .	27932	-	3272	31204
Harvard . . . . .	113	-	3	116	PLYMOUTH . . . . .	12794	-	1621	14415
Holden . . . . .	247	-	9	256	SUFFOLK . . . . .	6594	-	2662	9256
Hopedale . . . . .	168	-	6	174	WORCESTER . . . . .	11956	-	3149	15105
					Totals . . . . .	151944	5	27956	179905

REPUBLICAN

Attorney General

Barnstable County

Cities and Towns	Elliot L. Richardson of Brookline	All Others	Blanks	Total Votes Cast
Barnstable . . . . .	2044	-	255	2299
Bourne . . . . .	477	-	42	519
Brewster . . . . .	130	-	6	136
Chatham . . . . .	191	-	9	200
Dennis . . . . .	600	-	69	669
Eastham . . . . .	116	-	6	122
Falmouth . . . . .	992	-	113	1105
Harwich . . . . .	293	-	7	300
Mashpee . . . . .	45	-	6	51
Orleans . . . . .	156	-	9	165
Provincetown . . . . .	43	-	4	47
Sandwich . . . . .	230	-	15	245
Truro . . . . .	27	-	1	28
Wellfleet . . . . .	85	-	4	89
Yarmouth . . . . .	886	-	52	938
Totals . . . . .	6315	-	593	6913

Berkshire County

Adams . . . . .	85	-	12	97
Alford . . . . .	21	-	2	23
Becket . . . . .	9	-	2	11
Cheshire . . . . .	15	-	1	16
Clarksburg . . . . .	48	-	2	50
Dalton . . . . .	118	1	4	123
Egremont . . . . .	34	-	4	38
Florida . . . . .	39	-	5	44
Gt. Barrington . . . . .	51	-	4	55
Hancock . . . . .	8	-	-	8
Hinsdale . . . . .	11	-	-	11
Lanesborough . . . . .	68	-	10	78
Lee . . . . .	31	-	1	32
Lenox . . . . .	107	-	11	118
Monterey . . . . .	20	-	2	22
Mt. Washington . . . . .	12	-	-	12
New Ashford . . . . .	14	-	3	17
New Marlborough . . . . .	18	-	1	19
NORTH ADAMS . . . . .	212	-	35	247
Otis . . . . .	14	-	2	16
Peru . . . . .	6	-	-	6
PITTSFIELD . . . . .	519	-	170	689
Richmond . . . . .	24	-	1	25
Sandisfield . . . . .	17	-	1	18
Savoy . . . . .	9	-	-	9
Sheffield . . . . .	38	-	4	42
Stockbridge . . . . .	25	-	2	27
Tyringham . . . . .	6	-	2	8
Washington . . . . .	12	-	3	15
West Stockbridge . . . . .	5	-	-	5
Williamstown . . . . .	146	-	8	154
Windsor . . . . .	20	-	-	20
Totals . . . . .	1762	1	292	2055

Bristol County

Acushnet . . . . .	125	-	14	139
ATTLEBORO . . . . .	1041	-	136	1177
Berkley . . . . .	67	-	6	73
Dartmouth . . . . .	749	-	77	826
Dighton . . . . .	116	-	13	129
Easton . . . . .	551	-	56	607
Fairhaven . . . . .	576	-	34	610
FALL RIVER . . . . .	1923	-	681	2604
Freetown . . . . .	105	-	13	118
Mansfield . . . . .	374	-	26	400
NEW BEDFORD . . . . .	2348	2	663	3513
N. Attleborough . . . . .	1014	-	190	1204
Norton . . . . .	217	-	25	242
Raynham . . . . .	345	-	86	431
Rehoboth . . . . .	203	-	16	219
Seekonk . . . . .	206	-	13	219
Somerset . . . . .	424	-	76	500
Swansea . . . . .	372	-	49	421
TAUNTON . . . . .	1189	-	229	1418
Westport . . . . .	196	-	11	207
Totals . . . . .	12641	2	2414	15057

Dukes County

Cities and Towns	Elliot L. Richardson of Brookline	All Others	Blanks	Total Votes Cast
Chilmark . . . . .	37	-	8	45
Edgartown . . . . .	118	-	16	134
Gay Head . . . . .	9	-	2	11
Gosnold . . . . .	18	-	1	19
Oak Bluffs . . . . .	115	-	27	142
Tisbury . . . . .	270	-	26	296
W. Tisbury . . . . .	75	-	6	81
Totals . . . . .	642	-	86	728

Essex County

Amesbury . . . . .	329	-	51	380
Andover . . . . .	2024	-	168	2192
BEVERLY . . . . .	2109	-	435	2544
Boxford . . . . .	178	-	5	183
Danvers . . . . .	1398	-	241	1639
Essex . . . . .	149	-	18	167
Georgetown . . . . .	197	-	7	204
GLOUCESTER . . . . .	678	-	59	737
Groveland . . . . .	172	-	60	232
Hamilton . . . . .	212	-	12	224
Haverhill . . . . .	2027	-	385	2412
Ipswich . . . . .	1162	-	392	1554
LAWRENCE . . . . .	1498	2	371	1871
LYNN . . . . .	1910	-	271	2181
Lynnfield . . . . .	462	-	20	482
Manchester . . . . .	299	1	22	322
Marblehead . . . . .	971	1	63	1035
Merrimac . . . . .	167	-	9	176
Methuen . . . . .	2356	-	563	2919
Middleton . . . . .	57	-	7	64
Nahant . . . . .	118	-	5	123
Newbury . . . . .	233	-	12	245
NEWBURYPORT . . . . .	388	-	84	472
North Andover . . . . .	605	-	62	667
PEABODY . . . . .	771	-	147	918
Rockport . . . . .	308	-	13	321
Rowley . . . . .	185	-	30	215
SALEM . . . . .	761	-	224	985
Salisbury . . . . .	114	-	8	122
Saugus . . . . .	444	-	31	475
Swampscott . . . . .	464	-	33	497
Topshfield . . . . .	181	-	4	185
Wenham . . . . .	168	-	3	171
W. Newbury . . . . .	127	-	3	130
Totals . . . . .	23222	4	3818	27044

Franklin County

Ashfield . . . . .	112	-	9	121
Bernardston . . . . .	59	-	2	61
Buckland . . . . .	35	-	8	43
Charlmont . . . . .	42	-	2	44
Colrain . . . . .	43	-	2	45
Conway . . . . .	67	-	4	71
Deerfield . . . . .	105	-	10	115
Erving . . . . .	38	-	4	42
Gill . . . . .	32	-	4	36
Greenfield . . . . .	499	-	39	538
Hawley . . . . .	17	-	-	17
Heath . . . . .	19	-	2	21
Leverett . . . . .	34	-	1	35
Leyden . . . . .	16	-	2	18
Monroe . . . . .	7	-	-	7
Montague . . . . .	193	-	23	216
New Salem . . . . .	27	-	2	29
Northfield . . . . .	135	-	5	140
Orange . . . . .	123	-	8	131
Rowe . . . . .	15	-	-	15
Shelburne . . . . .	56	-	9	65
Shutesbury . . . . .	18	-	-	18
Sunderland . . . . .	42	-	2	44
Warwick . . . . .	15	-	2	17
Wendell . . . . .	7	-	1	8
Whately . . . . .	38	-	-	38
Totals . . . . .	1794	-	141	1935



Attorney General — Concluded

Plymouth County					Worcester				
Cities and Towns	Elliot L. Richardson of Brookline	All Others	Blanks	Total Votes Cast	Cities and Towns	Elliot L. Richardson of Brookline	All Others	Blanks	Total Votes Cast
Abington . . . . .	391	-	23	414	Hubbardston . . . . .	73	-	3	76
Bridgewater . . . . .	267	-	13	280	Lancaster . . . . .	96	-	2	98
BROCKTON . . . . .	2206	-	147	2353	Lancaster . . . . .	109	-	11	120
Carver . . . . .	132	-	15	147	LEOMINSTER . . . . .	207	-	10	217
Duxbury . . . . .	207	-	8	215	Lunenburg . . . . .	56	-	-	56
E. Bridgewater . . . . .	411	-	46	457	Mendon . . . . .	80	-	7	87
Halifax . . . . .	125	-	5	130	Milford . . . . .	1416	-	1432	2848
Hanover . . . . .	240	-	9	249	Milbury . . . . .	66	-	4	70
Hanson . . . . .	450	-	44	494	Milville . . . . .	21	-	3	24
Hingham . . . . .	611	-	20	631	New Braintree . . . . .	9	-	-	9
Hull . . . . .	145	-	8	153	N. Brookfield . . . . .	289	-	113	402
Kingston . . . . .	165	-	10	175	Northborough . . . . .	154	-	3	157
Lakeville . . . . .	448	-	69	517	Northbridge . . . . .	133	-	18	151
Marion . . . . .	457	-	43	500	Oakham . . . . .	27	-	1	28
Marshfield . . . . .	773	-	65	843	Oxford . . . . .	76	-	6	82
Mattapoisett . . . . .	453	-	58	511	Paxton . . . . .	48	-	2	50
Middleborough . . . . .	521	-	32	553	Petersham . . . . .	41	-	-	41
Norwell . . . . .	258	-	11	269	Phillipston . . . . .	23	-	1	24
Pembroke . . . . .	603	-	54	657	Princeton . . . . .	43	-	-	43
Plymouth . . . . .	345	-	27	372	Royalston . . . . .	24	-	1	25
Plympton . . . . .	51	-	2	53	Rutland . . . . .	57	-	3	60
Rochester . . . . .	294	-	42	336	Shrewsbury . . . . .	366	-	27	393
Rockland . . . . .	266	-	26	292	Southborough . . . . .	420	-	40	460
Scituate . . . . .	1275	-	210	1485	Southbridge . . . . .	287	-	23	310
Wareham . . . . .	1090	-	245	1335	Spencer . . . . .	261	-	58	319
W. Bridgewater . . . . .	398	-	31	429	Sterling . . . . .	102	-	6	108
Whitman . . . . .	527	-	38	565	Sturbridge . . . . .	260	-	23	283
Totals . . . . .	13114	-	1301	14415	Sutton . . . . .	70	-	2	72
<b>Suffolk County</b>					Templeton . . . . .	129	-	7	136
BOSTON . . . . .	6659	-	1122	7781	Upton . . . . .	269	-	51	320
CHELSEA . . . . .	234	-	63	297	Uxbridge . . . . .	67	-	8	75
REVERE . . . . .	531	-	209	740	Warren . . . . .	64	-	6	70
Wintthrop . . . . .	402	-	36	438	Webster . . . . .	129	-	24	153
Totals . . . . .	7826	-	1430	9256	W. Boylston . . . . .	128	-	6	134
<b>Worcester County</b>					W. Brookfield . . . . .	103	-	4	107
Ashburnham . . . . .	84	-	2	86	Westborough . . . . .	665	-	41	706
Athol . . . . .	158	-	8	166	Westminster . . . . .	77	-	4	81
Auburn . . . . .	152	-	13	165	Winchendon . . . . .	41	-	4	45
Barre . . . . .	56	-	5	61	WORCESTER . . . . .	3254	-	399	3653
Berlin . . . . .	70	-	3	73	Totals . . . . .	12491	-	2614	15105
Blackstone . . . . .	26	-	1	27	<b>Aggregate of Votes</b>				
Bolton . . . . .	66	-	1	67	<b>Counties</b>				
Boylston . . . . .	62	-	2	64	BARNSTABLE . . . . .	6315	-	598	6913
Brookfield . . . . .	73	-	10	83	BERKSHIRE . . . . .	1762	1	292	2055
Charlton . . . . .	70	-	4	74	BRISTOL . . . . .	12641	2	2414	15057
Clinton . . . . .	123	-	18	141	DUKES COUNTY . . . . .	642	-	86	728
Douglas . . . . .	158	-	23	181	ESSEX . . . . .	23222	4	3818	27044
Dudley . . . . .	55	-	10	65	FRANKLIN . . . . .	1794	-	141	1935
East Brookfield . . . . .	49	-	8	57	HAMPDEN . . . . .	7639	1	1182	8822
FITCHBURG . . . . .	324	-	33	357	HAMPSHIRE . . . . .	3837	-	335	4172
Gardner . . . . .	224	-	29	253	MIDDLESEX . . . . .	39267	2	3779	43048
Grafton . . . . .	415	-	72	487	NANTUCKET . . . . .	122	-	29	151
Hardwick . . . . .	55	-	1	56	NORFOLK . . . . .	28869	3	2332	31204
Harvard . . . . .	113	-	3	116	PLYMOUTH . . . . .	13114	-	1301	14415
Holden . . . . .	247	-	9	256	SUFFOLK . . . . .	7826	-	1430	9256
Hopedale . . . . .	168	-	6	174	WORCESTER . . . . .	12491	-	2614	15105
					Totals . . . . .	159541	13	20351	179905

## Secretary

Barnstable County				Dukes County			
Cities and Towns	Raymond M. Trudel of Montague	Blanks	Total Votes Cast	Cities and Towns	Raymond M. Trudel of Montague	Blanks	Total Votes Cast
Barnstable	1920	379	2299	Chilmark	33	12	45
Bourne	442	77	519	Edgartown	114	20	134
Brewster	128	8	136	Gay Head	6	5	11
Chatham	186	14	200	Gosnold	17	2	19
Dennis	568	101	669	Oak Bluffs	107	35	142
Eastham	109	13	122	Tisbury	250	46	296
Falmouth	913	192	1105	W. Tisbury	72	9	81
Harwich	277	23	300	Totals	599	129	728
Mashpee	41	10	51	Essex County			
Orleans	148	17	165	Amesbury	266	114	380
Provincetown	44	3	47	Andover	1892	300	2192
Sandwich	216	29	245	BEVERLY	1908	636	2544
Truro	26	2	28	Boxford	166	17	183
Wellfleet	83	6	89	Danvers	1272	367	1639
Yarmouth	848	90	938	Essex	134	33	167
Totals	5949	964	6913	Georgetown	191	13	204
Berkshire County				GLOUCESTER	625	112	737
Adams	74	23	97	Groveland	192	40	232
Alford	18	5	23	Hamilton	202	22	224
Becket	8	3	11	HAVERHILL	1828	584	2412
Cheshire	15	1	16	Ipswich	1029	525	1554
Clarksburg	42	8	50	LAWRENCE	1328	543	1871
Dalton	114	9	123	LYNN	1699	482	2181
Egremont	33	5	38	Lynnfield	438	44	482
Florida	36	8	44	Manchester	277	45	322
Gt. Barrington	49	6	55	Marblehead	894	141	1035
Hancock	8	-	8	Merrimac	155	21	176
Hinsdale	11	-	11	Methuen	2124	795	2919
Lanesborough	59	19	78	Middleton	54	10	64
Lee	28	4	32	Nahant	106	17	123
Lenox	101	17	118	Newbury	227	18	245
Monterey	18	4	22	NEWBURYPORT	303	169	472
Mt. Washington	11	1	12	North Andover	562	105	667
New Ashford	13	4	17	PEABODY	692	226	918
New Marlborough	17	2	19	Rockport	287	34	321
NORTH ADAMS	199	48	247	Rowley	174	41	215
Otis	14	2	16	SALEM	659	326	985
Peru	6	-	6	Salisbury	101	21	122
PRITTSFIELD	463	226	689	Saugus	406	69	475
Richmond	22	3	25	Swampscott	367	130	497
Sandisfield	13	5	18	Topsfield	176	9	185
Savoy	9	-	9	Wenham	160	11	171
Sheffield	37	5	42	W. Newbury	116	14	130
Stockbridge	22	5	27	Totals	21010	6034	27044
Tyringham	6	2	8	Franklin County			
Washington	11	4	15	Ashfield	107	14	121
West Stockbridge	4	1	5	Bernardston	58	3	61
Williamstown	142	12	154	Buckland	39	4	43
Windsor	18	2	20	Charlemont	42	2	44
Totals	1621	434	2055	Colrain	42	3	45
Bristol County				Conway	67	4	71
Acushnet	118	21	139	Deerfield	104	11	115
ATTLEBORO	983	194	1177	Erving	38	4	42
Berkley	62	11	73	Gill	33	3	36
Dartmouth	698	128	826	Greenfield	501	37	538
Dighton	110	19	129	Hawley	17	-	17
Easton	510	97	607	Heath	20	1	21
Fairhaven	551	59	610	Leverett	31	4	35
FALL RIVER	1715	859	2604	Leyden	18	-	18
Freetown	96	22	118	Monroe	6	1	7
Mansfield	361	30	400	Montague	195	21	216
NEW BEDFORD	2585	928	3513	New Salem	23	6	29
N. Attleborough	940	264	1204	Northfield	127	13	140
Norton	199	43	242	Orange	124	7	131
Raynham	315	116	431	Rowe	15	-	15
Rehoboth	91	28	219	Shelburne	61	4	65
Soekonk	202	17	219	Shutesbury	16	2	18
Somerset	394	106	500	Sunderland	41	3	44
Swansea	349	72	421	Warwick	17	-	17
TAUNTON	1029	389	1418	Wendell	7	1	8
Westport	187	20	207	Whately	37	1	38
Totals	11595	3462	15057	Totals	1786	140	1935



Secretary — Continued

Hampden County			
Cities and Towns	Raymond M. Trudel of Montague	Blanks	Total Votes Cast
Agawam . . . . .	502	50	552
Blandford . . . . .	17	2	19
Brimfield . . . . .	40	12	52
Chester . . . . .	21	1	22
CHICOPEE . . . . .	950	406	1356
E. Longmeadow . . . . .	362	46	408
Granville . . . . .	33	1	34
Hampden . . . . .	105	17	122
Holland . . . . .	15	1	16
HOLYOKE . . . . .	350	126	476
Longmeadow . . . . .	693	59	752
Ludlow . . . . .	131	22	153
Monson . . . . .	102	13	115
Montgomery . . . . .	32	1	33
Palmer . . . . .	135	30	165
Russell . . . . .	32	3	35
Southwick . . . . .	129	11	140
SPRINGFIELD . . . . .	2315	1098	3413
Tolland . . . . .	6	—	6
Wales . . . . .	11	1	12
W. Springfield . . . . .	275	39	314
WESTFIELD . . . . .	287	34	321
Wilbraham . . . . .	288	18	306
Totals . . . . .	6831	1991	8822

Hampshire County			
Cities and Towns	Raymond M. Trudel of Montague	Blanks	Total Votes Cast
Amherst . . . . .	747	67	814
Belchertown . . . . .	279	59	338
Chesterfield . . . . .	80	10	90
Cummington . . . . .	48	7	55
Easthampton . . . . .	233	50	283
Goshen . . . . .	68	5	73
Granby . . . . .	230	35	265
Hadley . . . . .	65	10	75
Hatfield . . . . .	31	5	36
Huntington . . . . .	32	3	35
Middlefield . . . . .	20	—	20
NORTHAMPTON . . . . .	718	104	822
Pelham . . . . .	62	7	69
Plainfield . . . . .	27	1	28
So. Hadley . . . . .	353	40	393
Southampton . . . . .	250	38	288
Ware . . . . .	131	20	151
Westhampton . . . . .	58	3	61
Willimburg . . . . .	217	19	236
Worthington . . . . .	38	2	40
Totals . . . . .	3687	485	4172

Middlesex County			
Cities and Towns	Raymond M. Trudel of Montague	Blanks	Total Votes Cast
Acton . . . . .	818	85	903
Arlington . . . . .	2207	241	2448
Ashby . . . . .	30	3	33
Ashland . . . . .	82	9	91
Ayer . . . . .	64	5	69
Bedford . . . . .	277	40	317
Belmont . . . . .	2169	404	2573
Billerica . . . . .	525	92	617
Boxborough . . . . .	51	5	56
Barlington . . . . .	236	38	274
CAMBRIDGE . . . . .	1600	378	1978
Carlisle . . . . .	83	10	93
Chelmsford . . . . .	464	48	512
Concord . . . . .	1496	373	1869
Dracut . . . . .	481	162	643
Dunstable . . . . .	30	3	33
EVERETT . . . . .	528	393	921
Framingham . . . . .	720	123	843
Groton . . . . .	126	11	137
Holliston . . . . .	166	10	176
Hopkinton . . . . .	93	15	108
Hudson . . . . .	55	4	59
Lexington . . . . .	928	166	1094
Lincoln . . . . .	259	41	300

Middlesex County — Concluded			
Cities and Towns	Raymond M. Trudel of Montague	Blanks	Total Votes Cast
Littleton . . . . .	549	133	682
LOWELL . . . . .	2353	552	2905
MALDEN . . . . .	1080	313	1393
MARLBOROUGH . . . . .	301	44	348
Maynard . . . . .	117	20	137
MEDFORD . . . . .	1125	340	1765
MELROSE . . . . .	2272	833	3105
Natick . . . . .	539	139	678
NEWTON . . . . .	4832	833	5665
North Reading . . . . .	139	26	165
Pepperell . . . . .	107	16	123
Reading . . . . .	713	59	772
Sherborn . . . . .	91	11	102
Shirley . . . . .	32	3	35
SOMERVILLE . . . . .	1171	284	1455
Stoneham . . . . .	578	92	670
Stow . . . . .	119	10	129
Sudbury . . . . .	438	68	506
Tewksbury . . . . .	288	49	337
Townsend . . . . .	81	2	83
Tyngsborough . . . . .	105	20	125
Wakefield . . . . .	536	58	594
WALTHAM . . . . .	593	254	847
Watertown . . . . .	676	116	792
Wayland . . . . .	260	31	291
Westford . . . . .	140	22	162
Weston . . . . .	932	109	1041
Wilmington . . . . .	212	24	236
Winchester . . . . .	1144	192	1336
WOBURN . . . . .	242	110	352
Totals . . . . .	35626	7422	43048

Nantucket County			
Cities and Towns	Raymond M. Trudel of Montague	Blanks	Total Votes Cast
Nantucket . . . . .	110	41	151

Norfolk County			
Cities and Towns	Raymond M. Trudel of Montague	Blanks	Total Votes Cast
Avon . . . . .	92	9	101
Bellingham . . . . .	226	44	270
Braintree . . . . .	1937	295	2232
Brookline . . . . .	1927	785	2712
Canton . . . . .	267	17	284
Cohasset . . . . .	707	90	797
Dedham . . . . .	828	130	958
Dover . . . . .	938	148	1086
Foxborough . . . . .	445	34	479
Franklin . . . . .	382	70	452
Holbrook . . . . .	248	28	276
Medfield . . . . .	617	89	706
Medway . . . . .	341	57	398
Millis . . . . .	304	58	362
Milton . . . . .	1295	187	1482
Needham . . . . .	2806	446	3252
Norfolk . . . . .	210	37	247
Norwood . . . . .	574	76	650
Plainville . . . . .	353	62	415
Quincy . . . . .	3784	692	4476
Randolph . . . . .	337	79	416
Sharon . . . . .	362	28	390
Stoughton . . . . .	317	49	366
Walpole . . . . .	732	78	810
Wellesley . . . . .	3317	440	3757
Westwood . . . . .	1330	140	1470
Weymouth . . . . .	1700	244	1944
Wrentham . . . . .	364	52	416
Totals . . . . .	26740	4464	31204

Plymouth County			
Cities and Towns	Raymond M. Trudel of Montague	Blanks	Total Votes Cast
Abington . . . . .	378	36	414
Bridgewater . . . . .	245	35	280
BROCKTON . . . . .	2072	281	2353
Carver . . . . .	119	28	147
Duxbury . . . . .	203	12	215
E. Bridgewater . . . . .	392	65	457

## Secretary — Concluded

Plymouth County — Concluded				Worcester County — Concluded			
Cities and Towns	Raymond M. Trudel of Montague	Blanks	Total Votes Cast	Cities and Towns	Raymond M. Trudel of Montague	Blanks	Total Votes Cast
Halifax . . . . .	116	14	130	LEOMINSTER . . . . .	195	22	217
Hanover . . . . .	222	27	249	Lunenburg . . . . .	56	—	56
Hanson . . . . .	434	60	494	Mendon . . . . .	74	13	87
Hingham . . . . .	594	37	631	Milford . . . . .	1184	1664	2848
Hull . . . . .	130	23	153	Millbury . . . . .	63	7	70
Kingston . . . . .	159	16	175	Milville . . . . .	19	5	24
Lakeville . . . . .	411	106	517	New Braintree . . . . .	9	—	9
Marion . . . . .	437	63	500	N. Brookfield . . . . .	252	150	402
Marshfield . . . . .	733	110	843	Northborough . . . . .	151	6	157
Mattapoisett . . . . .	431	80	511	Northbridge . . . . .	121	30	151
Middleborough . . . . .	498	55	553	Oakham . . . . .	26	2	28
Norwell . . . . .	250	19	269	Oxford . . . . .	67	15	82
Pembroke . . . . .	570	87	657	Paxton . . . . .	47	3	50
Plymouth . . . . .	323	49	372	Petersham . . . . .	41	3	44
Plympton . . . . .	48	5	53	Phillipston . . . . .	22	2	24
Rochester . . . . .	279	57	336	Princeton . . . . .	40	3	43
Rockland . . . . .	254	38	292	Royalston . . . . .	24	1	25
Scituate . . . . .	1165	320	1485	Rutland . . . . .	57	3	60
Wareham . . . . .	1033	302	1335	Shrewsbury . . . . .	343	50	393
W. Bridgewater . . . . .	372	57	429	Southborough . . . . .	390	70	460
Whitman . . . . .	486	79	565	Southbridge . . . . .	265	45	310
Totals . . . . .	12354	2061	14415	Spencer . . . . .	244	75	319
<b>Suffolk County</b>				Sterling . . . . .	95	13	108
BOSTON . . . . .	4990	2791	7781	Sturbridge . . . . .	246	37	283
CHELSEA . . . . .	186	111	297	Sutton . . . . .	64	8	72
REVERE . . . . .	463	277	740	Templeton . . . . .	126	10	136
Winthrop . . . . .	297	141	438	Upton . . . . .	236	84	320
Totals . . . . .	5936	3320	9256	Uxbridge . . . . .	66	9	75
<b>Worcester County</b>				Warren . . . . .	60	10	70
Ashburnham . . . . .	79	7	86	Webster . . . . .	122	31	153
Athol . . . . .	155	11	166	W. Boylston . . . . .	125	9	134
Auburn . . . . .	147	18	165	W. Brookfield . . . . .	99	8	107
Barre . . . . .	54	7	61	Westborough . . . . .	637	69	706
Berlin . . . . .	65	8	73	Westminster . . . . .	74	7	81
Blackstone . . . . .	26	1	27	Winchendon . . . . .	36	9	45
Bolton . . . . .	66	1	67	WORCESTER . . . . .	3069	644	3653
Boylston . . . . .	54	10	64	Totals . . . . .	11564	3541	15105
Brookfield . . . . .	66	17	83	<b>Aggregate of Votes</b>			
Charlton . . . . .	67	7	74	<b>Counties</b>			
Clinton . . . . .	112	29	141	BABSTABLE . . . . .	5949	964	6913
Douglas . . . . .	152	29	181	BELSHIRE . . . . .	1621	434	2055
Dudley . . . . .	52	13	65	BRISTOL . . . . .	11595	3462	15057
East Brookfield . . . . .	48	9	57	DUKES COUNTY . . . . .	599	129	728
FITCHBURG . . . . .	301	56	357	FRANKLIN . . . . .	21079	6634	27644
GARDNER . . . . .	217	36	253	HAMPSHIRE . . . . .	1736	149	1935
Grafton . . . . .	394	93	487	HAMPDEN . . . . .	6831	1991	8822
Hardwick . . . . .	54	2	56	HAMPSHIRE . . . . .	3687	485	4172
Harvard . . . . .	113	3	116	MIDDLESEX . . . . .	35626	7422	43048
Holden . . . . .	236	20	256	NANTUCKET . . . . .	110	41	151
Hopedale . . . . .	162	12	174	NORFOLK . . . . .	26740	4464	31204
Hubbardston . . . . .	66	10	76	PLYMOUTH . . . . .	12354	2061	14415
Lancaster . . . . .	90	8	98	SUFFOLK . . . . .	5930	3320	9256
Leicester . . . . .	103	17	120	WORCESTER . . . . .	11564	3541	15105
				Totals . . . . .	145408	34497	179905

Treasurer

Barnstable County				
Cities and Towns	Joseph E. Fernandes of Norton	All Others	Blanks	Total Votes Cast
Barnstable	1902	2	395	2299
Bourne	440	-	79	519
Brewster	125	-	11	136
Chatham	179	-	21	200
Dennis	558	-	111	669
Eastham	99	-	23	122
Falmouth	916	-	189	1105
Harwich	271	-	29	300
Mashpee	39	-	12	51
Orleans	143	2	20	165
Provincetown	41	-	6	47
Sandwich	216	-	29	245
Truro	27	-	1	28
Wellfleet	81	4	4	89
Yarmouth	839	-	99	938
Totals	5876	8	1029	6913

Berkshire County				
Cities and Towns	Joseph E. Fernandes of Norton	All Others	Blanks	Total Votes Cast
Adams	76	-	21	97
Alford	21	-	2	23
Becket	8	-	3	11
Cheshire	12	-	4	16
Clarksburg	41	-	9	50
Dalton	112	-	11	123
Egremont	34	-	4	38
Florida	36	-	8	44
Gt. Barrington	49	-	6	55
Hancock	8	-	-	8
Hinsdale	11	-	-	11
Lanesborough	61	-	17	78
Lee	27	-	5	32
Lenox	102	-	16	118
Monterey	16	-	6	22
Mt. Washington	12	-	-	12
New Ashford	12	-	5	17
New Marlborough	17	-	2	19
NORTH ADAMS	191	-	56	247
Otis	13	-	3	16
Peru	6	-	-	6
PITTSFIELD	450	1	238	689
Richmond	23	-	2	25
Sandisfield	14	-	4	18
Savoy	9	-	-	9
Sheffield	33	-	9	42
Stockbridge	21	-	6	27
Tyringham	8	-	-	8
Washington	11	-	4	15
West Stockbridge	4	-	1	5
Williamstown	140	-	14	154
Windsor	18	-	2	20
Totals	1596	1	458	2055

Bristol County				
Cities and Towns	Joseph E. Fernandes of Norton	All Others	Blanks	Total Votes Cast
Acushnet	113	-	26	139
ATTLEBORO	1002	-	175	1177
Berkley	62	-	11	73
Dartmouth	702	-	124	826
Dighton	108	-	21	129
Easton	504	-	103	607
Fairhaven	547	-	63	610
FALL RIVER	1839	-	765	2604
Freetown	95	-	23	118
Mansfield	360	-	40	400
NEW BEDFORD	2627	-	886	3513
N. Attleborough	992	-	212	1204
Norton	212	-	30	242
Raynham	340	-	91	431
Rehoboth	187	-	32	219
Seekonk	194	2	23	219
Somerset	395	-	105	500
Swansea	351	-	70	421
TAUNTON	1095	-	323	1418
Westport	180	-	27	207
Totals	11905	2	3150	15057

Dukes County				
Cities and Towns	Joseph E. Fernandes of Norton	All Others	Blanks	Total Votes Cast
Chilmark	35	-	10	45
Egartown	113	-	21	134
Gay Head	7	-	4	11
Gosnold	17	-	2	19
Oak Bluffs	110	-	32	142
Tisbury	247	-	49	296
W. Tisbury	71	-	10	81
Totals	600	-	128	728

Essex County				
Cities and Towns	Joseph E. Fernandes of Norton	All Others	Blanks	Total Votes Cast
Amesbury	243	-	137	380
Andover	1851	-	341	2192
BEVERLY	1772	17	755	2544
Boxford	156	-	27	183
Danvers	1199	23	417	1639
Essex	126	2	39	167
Georgetown	176	1	27	204
GLOUCESTER	587	19	131	737
Groveland	185	-	47	232
Hamilton	189	2	33	224
HAVERHILL	1802	-	610	2412
Ipswich	1000	-	554	1554
LAWRENCE	1275	3	593	1871
LYNN	1659	-	522	2181
Lynnfield	413	13	56	482
Manchester	170	124	28	322
Marblehead	861	4	170	1035
Merrimac	153	-	23	176
Methuen	2049	-	870	2919
Middleton	55	-	9	64
Nahant	103	-	20	123
Newbury	210	-	35	245
NEWBURYPORT	281	-	191	472
North Andover	552	-	115	667
PEABODY	665	4	249	918
Rockport	276	2	43	321
Rowley	169	-	46	215
SALEM	616	1	368	985
Salisbury	100	-	22	122
Saugus	400	-	75	475
Swampscott	364	-	133	497
Topsfield	169	-	16	185
Wenham	146	2	23	171
W. Newbury	111	-	19	130
Totals	20083	217	6744	27044

Franklin County				
Cities and Towns	Joseph E. Fernandes of Norton	All Others	Blanks	Total Votes Cast
Ashfield	106	-	15	121
Bernardston	55	-	6	61
Buckland	37	-	6	43
Charlemont	40	-	4	44
Colrain	41	-	4	45
Conway	65	-	6	71
Deerfield	97	-	18	115
Erving	36	-	6	42
Gill	30	-	6	36
Greenfield	470	-	68	538
Hawley	17	-	-	17
Heath	18	-	3	21
Leverett	33	-	2	35
Leyden	17	-	1	18
Monroe	6	-	1	7
Montague	185	-	31	216
New Salem	25	-	4	29
Northfield	127	-	13	140
Orange	121	-	10	131
Rowe	13	-	2	15
Shelburne	55	-	10	65
Shutesbury	16	-	2	18
Sunderland	39	-	5	44
Warwick	17	-	-	17
Wendell	6	-	2	8
Whately	38	-	-	38
Totals	1710	-	225	1935

## REPUBLICAN

## Treasurer — Continued

Hampden County					Middlesex County — Concluded				
Cities and Towns	Joseph E. Fernandes of Norton	All Others	Blanks	Total Votes Cast	Cities and Towns	Joseph E. Fernandes of Norton	All Others	Blanks	Total Votes Cast
Agawam . . . . .	492	1	59	552	Hopkinton . . . . .	90	-	18	108
Blandford . . . . .	16	1	2	19	Hudson . . . . .	55	-	4	59
Brimfield . . . . .	41	-	11	52	Lexington . . . . .	898	-	196	1094
Chester . . . . .	19	-	3	22	Lincoln . . . . .	246	-	54	300
CHICOPEE . . . . .	930	1	425	1356	Littleton . . . . .	545	-	137	682
E. Longmeadow . . . . .	346	1	61	408	LOWELL . . . . .	2206	-	699	2905
Granville . . . . .	32	-	2	34	MALDEN . . . . .	1041	-	352	1393
Hampden . . . . .	105	2	15	122	MARLBOROUGH . . . . .	295	-	53	348
Holyoke . . . . .	15	-	1	16	Maynard . . . . .	118	-	19	137
HOLYOKE . . . . .	319	-	157	476	MEDFORD . . . . .	1401	-	364	1765
Longmeadow . . . . .	681	7	64	752	MELROSE . . . . .	2174	4	927	3105
Ludlow . . . . .	134	-	19	153	Natick . . . . .	518	-	160	678
Monson . . . . .	104	-	11	115	NEWTON . . . . .	4722	10	953	5685
Montgomery . . . . .	31	-	2	33	North Reading . . . . .	137	-	28	165
Palmer . . . . .	134	-	31	165	Pepperell . . . . .	102	-	21	123
Russell . . . . .	30	-	5	35	Reading . . . . .	671	-	101	772
Southwick . . . . .	126	-	14	140	Sherborn . . . . .	86	-	16	102
SPRINGFIELD . . . . .	2141	-	1272	3413	Shirley . . . . .	28	-	7	35
Tolland . . . . .	6	-	-	6	SOMERVILLE . . . . .	1144	-	311	1455
Wales . . . . .	11	-	1	12	Stonham . . . . .	561	-	169	670
W. Springfield . . . . .	266	1	47	314	Stow . . . . .	109	1	19	129
WESTFIELD . . . . .	278	-	42	321	Sudbury . . . . .	478	-	78	556
Wilbraham . . . . .	293	-	13	306	Tewksbury . . . . .	280	2	55	337
Totals . . . . .	6550	15	2257	8822	Townsend . . . . .	80	-	3	83
Hampshire County					Tyngsborough . . . . .	102	-	23	125
Amherst . . . . .	725	7	82	814	Wakefield . . . . .	511	-	83	594
Belchertown . . . . .	272	-	66	338	WALTHAM . . . . .	572	-	275	847
Chesterfield . . . . .	79	-	11	90	Wartown . . . . .	670	-	122	792
Cumhampton . . . . .	45	-	10	55	Wayland . . . . .	244	4	43	291
Easthampton . . . . .	232	-	51	283	Westford . . . . .	139	-	23	162
Goshen . . . . .	67	-	6	73	Weston . . . . .	886	15	140	1041
Granby . . . . .	215	-	50	265	Wilmington . . . . .	203	-	33	236
Hadley . . . . .	62	-	13	75	Winchester . . . . .	1086	7	243	1336
Hatfield . . . . .	30	-	6	36	WOBURN . . . . .	236	-	116	352
Huntington . . . . .	32	-	3	35	Totals . . . . .	34438	59	8551	43048
Middlefield . . . . .	20	-	-	20	Nantucket County				
NORTHAMPTON . . . . .	713	-	109	822	Nantucket . . . . .	114	-	37	151
Pelham . . . . .	62	-	7	69	Norfolk County				
Plainfield . . . . .	27	-	1	28	Avon . . . . .	94	-	7	101
So. Hadley . . . . .	345	-	48	393	Bellingham . . . . .	223	-	47	270
Southampton . . . . .	246	-	42	288	Braintree . . . . .	1883	-	349	2232
Ware . . . . .	129	-	22	151	Brookline . . . . .	1884	-	831	2712
Westhampton . . . . .	57	-	4	61	Canton . . . . .	255	-	29	284
Williamsburg . . . . .	211	-	25	236	Cohasset . . . . .	680	1	116	797
Worthington . . . . .	35	-	5	40	Dedham . . . . .	806	-	152	958
Totals . . . . .	3604	7	561	4172	Dover . . . . .	920	1	165	1086
Middlesex County					Foxborough . . . . .	434	-	45	479
Acton . . . . .	797	-	106	903	Franklin . . . . .	372	-	80	452
Arlington . . . . .	2155	5	288	2448	Holbrook . . . . .	250	-	26	276
Ashby . . . . .	29	-	4	33	Medfield . . . . .	585	-	121	706
Ashland . . . . .	78	-	13	91	Medway . . . . .	339	-	59	398
Ayer . . . . .	61	-	8	69	Millis . . . . .	287	-	75	362
Bedford . . . . .	267	-	50	317	Milton . . . . .	1226	-	256	1482
Belmont . . . . .	2119	-	454	2573	Needham . . . . .	2710	6	536	3252
Billerica . . . . .	512	1	104	617	Norfolk . . . . .	196	-	51	247
Boxborough . . . . .	44	3	9	56	Norwood . . . . .	555	-	95	650
Burlington . . . . .	235	4	35	274	Plainville . . . . .	358	-	57	415
CAMBRIDGE . . . . .	1576	-	402	1978	Quincy . . . . .	3743	-	733	4476
Carlisle . . . . .	77	1	15	93	Randolph . . . . .	342	-	74	416
Chelmsford . . . . .	453	-	59	512	Sharon . . . . .	356	-	34	390
Concord . . . . .	1437	2	430	1869	Stoughton . . . . .	299	-	67	366
Dracut . . . . .	453	-	190	643	Walpole . . . . .	712	-	98	810
Dunstable . . . . .	28	-	5	33	Wellesley . . . . .	3190	-	567	3757
EVERETT . . . . .	499	-	422	921	Westwood . . . . .	1290	-	180	1470
Framingham . . . . .	698	-	145	843	Weymouth . . . . .	1658	3	283	1944
Groton . . . . .	126	-	11	137	Wrentham . . . . .	355	-	61	416
Holliston . . . . .	160	-	16	176	Totals . . . . .	25999	11	5194	31204

REPUBLICAN

Treasurer — Concluded

Plymouth County					Worcester County — Concluded				
Cities and Towns	Joseph E. Fernandes of Norton	All Others	Blanks	Total Votes Cast	Cities and Towns	Joseph E. Fernandes of Norton	All Others	Blanks	Total Votes Cast
Abington . . . . .	362	5	47	414	Hopedale . . . . .	164	-	10	174
Bridgewater . . . . .	244	-	36	280	Hubbardston . . . . .	67	-	9	76
BROCKTON . . . . .	2050	1	302	2353	Lancaster . . . . .	89	-	9	98
Carver . . . . .	119	-	28	147	Leicester . . . . .	104	-	16	120
Duxbury . . . . .	189	8	18	215	LEOMINSTER . . . . .	189	-	28	217
E. Bridgewater . . . . .	384	-	73	457	Lunenburg . . . . .	51	-	5	56
Halifax . . . . .	114	-	16	130	Mendon . . . . .	72	-	15	87
Hanover . . . . .	219	-	30	249	Milford . . . . .	1220	-	1628	2848
Hanson . . . . .	410	2	82	494	Millbury . . . . .	64	-	6	70
Hingham . . . . .	572	6	53	631	Millville . . . . .	19	-	5	24
Hull . . . . .	125	-	28	153	New Braintree . . . . .	9	-	-	9
Kingston . . . . .	155	-	20	175	N. Brookfield . . . . .	243	-	159	402
Lakeville . . . . .	420	-	97	517	Northborough . . . . .	142	-	15	157
Marion . . . . .	425	-	75	500	Northbridge . . . . .	120	-	31	151
Marshfield . . . . .	721	-	122	843	Oakham . . . . .	25	-	3	28
Mattapoisett . . . . .	429	-	82	511	Oxford . . . . .	65	-	17	82
Middleborough . . . . .	479	2	72	553	Paxton . . . . .	44	-	6	50
Norwell . . . . .	225	6	38	269	Petersham . . . . .	39	-	5	44
Pembroke . . . . .	559	-	98	657	Phillipston . . . . .	21	-	3	24
Plymouth . . . . .	318	-	54	372	Princeton . . . . .	40	-	3	43
Plympton . . . . .	45	-	8	53	Royalston . . . . .	25	-	-	25
Rochester . . . . .	272	-	64	336	Rutland . . . . .	54	-	6	60
Rockland . . . . .	244	-	48	292	Shrewsbury . . . . .	341	-	52	393
Scituate . . . . .	1132	-	353	1485	Southborough . . . . .	375	-	85	460
Wareham . . . . .	1013	-	322	1335	Southbridge . . . . .	202	-	48	310
W. Bridgewater . . . . .	360	-	69	429	Spencer . . . . .	236	-	83	319
Whitman . . . . .	463	-	102	565	Sterling . . . . .	93	-	15	108
Totals . . . . .	12048	30	2337	14415	Sturbridge . . . . .	244	-	39	283
					Sutton . . . . .	64	-	8	72
					Templeton . . . . .	120	-	16	136
					Upton . . . . .	235	-	85	320
					Uxbridge . . . . .	67	-	8	75
					Warren . . . . .	63	-	7	70
					Webster . . . . .	122	-	31	153
					W. Boylston . . . . .	123	-	11	134
					W. Brookfield . . . . .	99	-	8	107
					Westborough . . . . .	630	-	76	706
					Westminster . . . . .	73	-	8	81
					Winchendon . . . . .	36	-	9	45
					WORCESTER . . . . .	2942	1	710	3653
					Totals . . . . .	11431	2	3672	15105
					<b>Counties</b>	<b>Aggregate of Votes</b>			
					BARNSTABLE . . . . .	5876	8	1029	6913
					BERKSHIRE . . . . .	1596	1	458	2055
					BRISTOL . . . . .	11905	2	3150	15057
					DUKES COUNTY . . . . .	600	-	128	728
					ESSEX . . . . .	20083	217	6744	27044
					FRANKLIN . . . . .	1710	-	225	1935
					HAMPDEN . . . . .	6550	15	2257	8822
					HAMPSHIRE . . . . .	3604	7	561	4172
					MIDDLESEX . . . . .	34438	59	8551	43048
					NANTUCKET . . . . .	114	-	37	151
					NORFOLK . . . . .	25999	11	5194	31204
					PLYMOUTH . . . . .	12048	30	2337	14415
					SUFFOLK . . . . .	5828	-	3428	9256
					WORCESTER . . . . .	11431	2	3672	15105
					Totals . . . . .	141782	352	37771	179905

Suffolk County

BOSTON . . . . .	4878	2903	7781
CHELSEA . . . . .	193	104	297
REVERE . . . . .	473	267	740
Winthrop . . . . .	234	154	438
Totals . . . . .	5828	3428	9256

Worcester County

Ashburnham . . . . .	79	-	7	86
Athol . . . . .	156	-	10	166
Auburn . . . . .	147	-	18	165
Barre . . . . .	53	-	8	61
Berlin . . . . .	66	-	7	73
Blackstone . . . . .	27	-	-	27
Bolton . . . . .	65	-	2	67
Boylston . . . . .	55	1	8	64
Brookfield . . . . .	64	-	19	83
Charlton . . . . .	68	-	6	74
Clinton . . . . .	109	-	32	141
Douglas . . . . .	151	-	30	181
Dudley . . . . .	54	-	11	65
East Brookfield . . . . .	48	-	9	57
FITCHBURG . . . . .	299	-	58	357
GARDNER . . . . .	210	-	43	253
Grafton . . . . .	389	-	98	487
Hardwick . . . . .	55	-	1	56
Harvard . . . . .	112	-	4	116
Holden . . . . .	233	-	23	256

## Auditor

Barnstable County					Dukes County				
Cities and Towns	John J. Buckley of Belmont	All Others	Blanks	Total Votes Cast	Cities and Towns	John J. Buckley of Belmont	All Others	Blanks	Total Votes Cast
Barnstable . . . . .	1989	-	310	2299	Chilmark . . . . .	42	-	3	45
Bourne . . . . .	465	-	54	519	Edgartown . . . . .	117	-	17	134
Brewster . . . . .	130	-	6	136	Gay Head . . . . .	9	-	2	11
Chatham . . . . .	188	-	12	200	Gosnold . . . . .	18	-	1	19
Dennis . . . . .	590	-	79	669	Oak Bluffs . . . . .	121	-	21	142
Eastham . . . . .	112	-	10	122	Tisbury . . . . .	259	-	37	296
Falmouth . . . . .	964	-	141	1105	W. Tisbury . . . . .	73	-	8	81
Harwich . . . . .	289	-	11	300	Totals . . . . .	639	-	89	728
Mashpee . . . . .	44	-	7	51	<b>Essex County</b>				
Orleans . . . . .	150	-	15	165	Amesbury . . . . .	278	-	102	380
Provincetown . . . . .	44	-	3	47	Andover . . . . .	1934	-	258	2192
Sandwich . . . . .	220	-	25	245	BEVERLY . . . . .	2020	-	524	2544
Truro . . . . .	28	-	-	28	Boxford . . . . .	165	-	18	183
Wellfleet . . . . .	86	-	3	89	Danvers . . . . .	1330	-	309	1639
Yarmouth . . . . .	864	-	74	938	Essex . . . . .	139	-	28	167
Totals . . . . .	6163	-	750	6913	Georgetown . . . . .	185	-	19	204
<b>Berkshire County</b>					GLOUCESTER . . . . .	653	-	84	737
Adams . . . . .	76	-	21	97	Groveland . . . . .	202	-	30	232
Alford . . . . .	21	-	2	23	Hamilton . . . . .	204	-	20	224
Becket . . . . .	8	-	3	11	Haverhill . . . . .	1938	-	474	2412
Cheshire . . . . .	14	-	2	16	Ipswich . . . . .	1097	-	457	1554
Clarksburg . . . . .	46	-	4	50	LAWRENCE . . . . .	1414	1	456	1871
Dalton . . . . .	116	-	7	123	LYNN . . . . .	1818	-	363	2181
Egremont . . . . .	35	-	3	38	Lynnfield . . . . .	451	-	31	482
Florida . . . . .	38	-	6	44	Manchester . . . . .	289	-	33	322
Gt. Barrington . . . . .	52	-	3	55	Marblehead . . . . .	936	-	99	1035
Hancock . . . . .	7	-	1	8	Merrimac . . . . .	164	-	12	176
Hinsdale . . . . .	11	-	-	11	Methuen . . . . .	2249	-	670	2919
Lanesborough . . . . .	61	1	16	78	Middleton . . . . .	57	-	7	64
Lee . . . . .	29	-	3	32	Nahant . . . . .	111	-	12	123
Lenox . . . . .	105	-	13	118	Newbury . . . . .	227	-	18	245
Monterey . . . . .	19	-	3	22	NEWBURYPORT . . . . .	332	-	140	472
Mt. Washington . . . . .	11	-	1	12	North Andover . . . . .	578	-	89	667
New Ashford . . . . .	14	-	3	17	PEABODY . . . . .	713	-	205	918
New Marlborough . . . . .	17	-	2	19	Rockport . . . . .	298	-	23	321
NORTH ADAMS . . . . .	211	-	36	247	Rowley . . . . .	181	-	34	215
Otis . . . . .	14	-	2	16	SALEM . . . . .	707	-	278	985
Peru . . . . .	6	-	-	6	Salisbury . . . . .	107	-	15	122
PITTSFIELD . . . . .	496	-	193	689	Saugus . . . . .	424	-	51	475
Richmond . . . . .	23	-	2	25	Swampscott . . . . .	424	-	73	497
Sandisfield . . . . .	16	-	2	18	Topsfield . . . . .	178	-	7	185
Savoy . . . . .	9	-	-	9	Wenham . . . . .	163	-	8	171
Sheffield . . . . .	38	-	4	42	W. Newbury . . . . .	118	-	12	130
Stockbridge . . . . .	23	-	4	27	Totals . . . . .	22084	1	4959	27044
Tyringham . . . . .	7	-	1	8	<b>Franklin County</b>				
Washington . . . . .	12	-	3	15	Ashfield . . . . .	107	-	14	121
West Stockbridge . . . . .	4	-	1	5	Bernardston . . . . .	60	-	1	61
Williamstown . . . . .	143	-	11	154	Buckland . . . . .	38	-	5	43
Windsor . . . . .	19	-	1	20	Charlemont . . . . .	42	-	2	44
Totals . . . . .	1701	1	353	2055	Colrain . . . . .	41	-	4	45
<b>Bristol County</b>					Conway . . . . .	67	-	4	71
Acushnet . . . . .	124	-	15	139	Deerfield . . . . .	100	-	15	115
ATTLEBORO . . . . .	992	-	185	1177	Erving . . . . .	38	-	4	42
Berkley . . . . .	62	-	11	73	Gill . . . . .	34	-	2	36
Dartmouth . . . . .	725	-	101	826	Greenfield . . . . .	467	-	71	538
Dighton . . . . .	114	-	15	129	Hawley . . . . .	17	-	-	17
Easton . . . . .	531	-	76	607	Heath . . . . .	17	-	4	21
Fairhaven . . . . .	563	-	47	610	Leverett . . . . .	33	-	2	35
FALL RIVER . . . . .	1806	-	798	2604	Leyden . . . . .	17	-	1	18
Freetown . . . . .	101	-	17	118	Monroe . . . . .	7	-	-	7
Mansfield . . . . .	361	-	36	400	Montague . . . . .	186	-	30	216
NEW BEDFORD . . . . .	2831	-	682	3513	New Salem . . . . .	25	-	4	29
N. Attleborough . . . . .	976	-	228	1204	Northfield . . . . .	132	-	8	140
Norton . . . . .	205	-	37	242	Orange . . . . .	122	-	9	131
Raynham . . . . .	331	-	100	431	Rowe . . . . .	14	-	1	15
Rehoboth . . . . .	193	-	26	219	Shelburne . . . . .	58	-	7	65
Seekonk . . . . .	202	-	17	219	Shutesbury . . . . .	17	-	1	18
Somerset . . . . .	415	-	85	500	Sunderland . . . . .	40	-	4	44
Swansea . . . . .	363	-	58	421	Warwick . . . . .	17	-	-	17
TAUNTON . . . . .	1093	-	325	1418	Wendell . . . . .	7	-	1	8
Westport . . . . .	187	-	20	207	Whately . . . . .	38	-	-	38
Totals . . . . .	12178	-	2879	15057	Totals . . . . .	1741	-	194	1935

Auditor — Continued

Hampden County

Cities and Towns	John J. Buckley of Belmont	All Others	Blanks	Total Votes Cast
Agawan . . . . .	507	-	45	552
Blandford . . . . .	18	-	1	19
Brimfield . . . . .	42	-	10	52
Chester . . . . .	21	-	1	22
CHICOPEE . . . . .	964	-	392	1356
E. Longmeadow . . . . .	368	2	38	408
Granville . . . . .	32	-	2	34
Hampden . . . . .	111	-	11	122
Holland . . . . .	15	-	1	16
HOLYOKE . . . . .	361	-	115	476
Longmeadow . . . . .	705	-	47	752
Ludlow . . . . .	138	-	15	153
Monson . . . . .	106	-	9	115
Montgomery . . . . .	32	-	1	33
Palmer . . . . .	138	-	27	165
Russell . . . . .	31	-	4	35
Southwick . . . . .	128	-	12	140
SPRINGFIELD . . . . .	2511	-	902	3413
Tolland . . . . .	6	-	-	6
Wales . . . . .	11	-	1	12
W. Springfield . . . . .	282	1	31	314
WESTFIELD . . . . .	287	-	34	321
Wilbraham . . . . .	296	-	10	306
Totals . . . . .	7110	3	1709	8822

Hampshire County

Amherst . . . . .	747	-	67	814
Belchertown . . . . .	283	-	55	338
Chesterfield . . . . .	83	-	7	90
Cummington . . . . .	50	-	5	55
Easthampton . . . . .	240	-	43	283
Goshen . . . . .	67	-	6	73
Granby . . . . .	230	-	35	265
Hadley . . . . .	63	-	12	75
Hatfield . . . . .	34	-	2	36
Huntington . . . . .	34	-	1	35
Middlefield . . . . .	20	-	-	20
NORTHAMPTON . . . . .	730	-	92	822
Pelham . . . . .	64	-	5	69
Plainfield . . . . .	28	-	-	28
So. Hadley . . . . .	351	-	42	393
Southampton . . . . .	250	-	38	288
Ware . . . . .	130	-	21	151
Westhampton . . . . .	59	-	2	61
Williamsburg . . . . .	211	-	25	236
Worthington . . . . .	37	-	3	40
Totals . . . . .	3711	-	461	4172

Middlesex County

Acton . . . . .	835	-	68	903
Arlington . . . . .	2273	-	175	2448
Ashby . . . . .	32	-	1	33
Ashland . . . . .	85	-	6	91
Ayer . . . . .	67	-	2	69
Bedford . . . . .	284	-	33	317
Belmont . . . . .	2338	-	235	2573
Billerica . . . . .	537	-	80	617
Boxborough . . . . .	52	-	4	56
Burlington . . . . .	245	1	28	274
CAMBRIDGE . . . . .	1730	-	248	1978
Carlisle . . . . .	88	-	5	93
Chelmsford . . . . .	476	-	36	512
Concord . . . . .	1553	-	316	1869
Dracut . . . . .	497	-	146	643
Dunstable . . . . .	30	-	3	33
EVERETT . . . . .	648	-	273	921
Framingham . . . . .	751	-	92	843
Groton . . . . .	130	-	7	137
Holliston . . . . .	168	-	8	176
Hopkinton . . . . .	99	-	9	108
Hudson . . . . .	55	-	4	59
Lexington . . . . .	951	-	143	1094
Lincoln . . . . .	268	-	32	300

Middlesex County — Concluded

Cities and Towns	John J. Buckley of Belmont	All Others	Blanks	Total Votes Cast
Littleton . . . . .	570	-	112	682
LOWELL . . . . .	2320	-	585	2905
MALDEN . . . . .	1165	-	228	1393
MARLBOROUGH . . . . .	313	-	35	348
Maynard . . . . .	125	-	12	137
MEDFORD . . . . .	1514	-	251	1765
MELROSE . . . . .	2476	-	629	3105
Natick . . . . .	597	-	81	678
NEWTON . . . . .	5021	-	664	5685
North Reading . . . . .	143	-	22	165
Pepperell . . . . .	109	-	14	123
Reading . . . . .	730	-	42	772
Sherborn . . . . .	96	-	6	102
Shirley . . . . .	32	-	3	35
SOMERVILLE . . . . .	1249	-	206	1455
Stonham . . . . .	589	-	81	670
Stow . . . . .	122	-	7	129
Sudbury . . . . .	495	-	61	556
Tewksbury . . . . .	292	-	45	337
Townsend . . . . .	83	-	-	83
Tyngsborough . . . . .	111	-	14	125
Wakefield . . . . .	549	-	45	594
WALTHAM . . . . .	692	-	155	847
Watertown . . . . .	707	-	85	792
Wayland . . . . .	266	-	25	291
Westford . . . . .	146	-	16	162
Weston . . . . .	952	1	88	1041
Wilmington . . . . .	217	-	19	236
Winchester . . . . .	1183	1	152	1336
WOBURN . . . . .	286	-	66	352
Totals . . . . .	37342	3	5703	43048

Nantucket County

Nantucket . . . . .	122	-	29	151
---------------------	-----	---	----	-----

Norfolk County

Avon . . . . .	95	-	6	101
Bellingham . . . . .	234	-	36	270
Braintree . . . . .	1983	-	249	2232
Brookline . . . . .	2090	-	622	2712
Canton . . . . .	269	-	15	284
Colhasset . . . . .	722	-	75	797
Codham . . . . .	854	-	104	958
Dover . . . . .	964	-	122	1086
Foxborough . . . . .	455	-	24	479
Franklin . . . . .	398	-	54	452
Holbrook . . . . .	256	-	20	276
Medfield . . . . .	639	-	67	706
Medway . . . . .	358	-	40	398
Millis . . . . .	310	-	52	362
Milton . . . . .	1319	-	163	1482
Needham . . . . .	2878	-	374	3252
Norfolk . . . . .	215	-	32	247
Norwood . . . . .	588	-	62	650
Plainville . . . . .	367	-	48	415
QUINCY . . . . .	3901	-	575	4476
Randolph . . . . .	347	-	69	416
Sharon . . . . .	368	-	22	390
Stoughton . . . . .	326	-	40	366
Walpole . . . . .	742	-	68	810
Wellesley . . . . .	3385	-	372	3757
Westwood . . . . .	1356	-	114	1470
Weymouth . . . . .	1749	-	195	1944
Wrentham . . . . .	369	-	47	416
Totals . . . . .	27537	-	3667	31204

Plymouth County

Abington . . . . .	386	-	28	414
Bridgewater . . . . .	256	-	24	280
BROCKTON . . . . .	2130	-	223	2353
Carver . . . . .	127	-	20	147
Duxbury . . . . .	206	-	9	215
E. Bridgewater . . . . .	395	-	62	457

REPUBLICAN

Auditor — Concluded

Plymouth County — Concluded					Worcester County — Concluded				
Cities and Towns	John J. Buckley of Belmont	All Others	Blanks	Total Votes Cast	Cities and Towns	John J. Buckley of Belmont	All Others	Blanks	Total Votes Cast
Halifax . . . . .	121	-	9	130	Leicester . . . . .	109	-	11	120
Hanover . . . . .	234	-	15	249	LEOMINSTER . . . . .	206	-	11	217
Hanson . . . . .	441	-	53	494	Lunenburg . . . . .	56	-	-	56
Hingham . . . . .	600	-	31	631	Mendon . . . . .	78	-	9	87
Hull . . . . .	136	-	17	153	Milford . . . . .	1249	-	1599	2848
Kingston . . . . .	163	-	12	175	Millbury . . . . .	66	-	4	70
Lakeville . . . . .	447	-	70	517	Millville . . . . .	22	-	2	24
Marion . . . . .	451	-	49	500	New Braintree . . . . .	9	-	-	9
Marshfield . . . . .	759	-	84	843	N. Brookfield . . . . .	274	-	128	402
Mattapoisett . . . . .	443	-	68	511	Northborough . . . . .	153	-	4	157
Middleborough . . . . .	510	-	43	553	Northbridge . . . . .	123	-	28	151
Norwell . . . . .	252	-	17	269	Oakham . . . . .	28	-	-	28
Pembroke . . . . .	583	-	74	657	Oxford . . . . .	74	-	8	82
Plymouth . . . . .	336	-	36	372	Paxton . . . . .	47	-	3	50
Plympton . . . . .	51	-	2	53	Petersham . . . . .	41	-	3	44
Rochester . . . . .	297	-	39	336	Phillipston . . . . .	24	-	-	24
Roekland . . . . .	267	-	25	292	Princeton . . . . .	42	-	1	43
Seituate . . . . .	1206	-	279	1485	Royalston . . . . .	23	-	2	25
Wareham . . . . .	1080	-	255	1335	Rutland . . . . .	56	-	4	60
W. Bridgewater . . . . .	388	-	41	429	Shrewsbury . . . . .	352	-	41	393
Whitman . . . . .	494	-	71	565	Southborough . . . . .	403	-	57	460
Totals . . . . .	12759	-	1656	14415	Southbridge . . . . .	271	-	39	310
<b>Suffolk County</b>					Spencer . . . . .	251	-	68	319
BOSTON . . . . .	5688	-	2093	7781	Sterling . . . . .	101	-	7	108
CHELSEA . . . . .	199	-	98	297	Sturbridge . . . . .	254	-	29	283
REVERE . . . . .	498	-	242	740	Sutton . . . . .	65	-	7	72
Winthrop . . . . .	336	-	102	438	Templeton . . . . .	123	-	13	136
Totals . . . . .	6721	-	2535	9256	Upton . . . . .	259	-	61	320
<b>Worcester County</b>					Uxbridge . . . . .	69	-	6	75
Ashburnham . . . . .	78	-	8	86	Warren . . . . .	63	-	7	70
Athol . . . . .	154	-	12	166	Webster . . . . .	128	-	25	153
Auburn . . . . .	150	-	15	165	W. Boylston . . . . .	127	-	7	134
Barre . . . . .	54	-	7	61	W. Brookfield . . . . .	97	-	10	107
Berlin . . . . .	68	-	5	73	Westborough . . . . .	651	-	55	706
Blackstone . . . . .	26	-	1	27	Westminster . . . . .	76	-	5	81
Bolton . . . . .	66	-	1	67	Winchendon . . . . .	41	-	4	45
Boylston . . . . .	59	-	5	64	WORCESTER . . . . .	3179	-	474	3653
Brookfield . . . . .	68	-	15	83	Totals . . . . .	12030	-	3075	15105
Charlton . . . . .	70	-	4	74	<b>Counties Aggregate of Votes</b>				
Clinton . . . . .	118	-	23	141	BARNSTABLE . . . . .	6163	-	750	6913
Douglas . . . . .	157	-	24	181	BERKSHIRE . . . . .	1701	1	353	2055
Dudley . . . . .	56	-	9	65	BRISTOL . . . . .	12178	-	2879	15057
East Brookfield . . . . .	48	-	9	57	DUKES COUNTY . . . . .	639	-	89	728
FRITCHBURG . . . . .	308	-	49	357	ESSEX . . . . .	22084	1	4959	27044
GARDNER . . . . .	220	-	33	253	FRANKLIN . . . . .	1741	-	194	1935
Grafton . . . . .	400	-	87	487	HAMPDEN . . . . .	7110	3	1709	8822
Hardwick . . . . .	55	-	1	56	HAMPSHIRE . . . . .	3711	-	461	4172
Harvard . . . . .	113	-	3	116	MIDDLESEX . . . . .	37342	3	5703	43048
Holden . . . . .	240	-	16	256	NANTUCKET . . . . .	122	-	29	151
Hopedale . . . . .	168	-	6	174	NORFOLK . . . . .	27537	-	3667	31204
Hubbardston . . . . .	71	-	5	76	PLYMOUTH . . . . .	12759	-	1656	14415
Laneaster . . . . .	93	-	5	98	SUFFOLK . . . . .	6721	-	2535	9256
					WORCESTER . . . . .	12030	-	3075	15105
					Totals . . . . .	151838	8	28059	179905



Representatives in the 90th Congress

District 1				District 1 — Concluded					
	Silvio O. Conte of Pittsfield	All Others	Blanks	Total Votes Cast		Silvio O. Conte of Pittsfield	All Others	Blanks	Total Votes Cast
Adams . . . . .	81	-	16	97	Tyringham . . . . .	7	-	1	8
Alford . . . . .	21	-	2	23	Warwick . . . . .	17	-	-	17
Amherst . . . . .	767	-	47	814	Washington . . . . .	11	-	4	15
Ashfield . . . . .	112	-	9	121	Wendell . . . . .	7	-	1	8
Athol . . . . .	161	-	5	166	West Stockbridge . . . . .	5	-	-	5
Becket . . . . .	9	-	2	11	WESTFIELD . . . . .	298	-	23	321
Bernardston . . . . .	61	-	-	61	Westhampton . . . . .	58	-	3	61
Blandford . . . . .	17	-	2	19	Whately . . . . .	38	-	-	38
Buckland . . . . .	41	-	2	43	Williamsburg . . . . .	222	-	14	236
Charlemont . . . . .	43	-	1	44	Williamstown . . . . .	149	-	5	154
Cheshire . . . . .	14	-	2	16	Windsor . . . . .	20	-	-	20
Chester . . . . .	22	-	-	22	Worthington . . . . .	38	-	2	40
Chesterfield . . . . .	87	-	3	90	Totals . . . . .	7811	-	685	8496
Clarksburg . . . . .	45	-	5	50					
Colrain . . . . .	43	-	2	45					
Conway . . . . .	67	-	4	71					
Cummington . . . . .	52	-	3	55					
Dalton . . . . .	117	-	6	123					
Deerfield . . . . .	102	-	13	115					
Easthampton . . . . .	251	-	32	283					
Egremont . . . . .	36	-	2	38					
Erving . . . . .	40	-	-	42					
Florida . . . . .	36	-	8	44					
Gill . . . . .	34	-	2	36					
Goshen . . . . .	69	-	4	73					
Granville . . . . .	32	-	2	34					
Great Barrington . . . . .	51	-	4	55					
Greenfield . . . . .	502	-	36	538					
Hadley . . . . .	67	-	8	75					
Hancock . . . . .	8	-	-	8					
Hatfield . . . . .	34	-	2	36					
Hawley . . . . .	17	-	-	17					
Heath . . . . .	20	-	1	21					
Hinsdale . . . . .	10	-	1	11					
HOLYOKE . . . . .	427	-	49	476					
Huntington . . . . .	35	-	-	35					
Lanesborough . . . . .	67	-	11	78					
Lee . . . . .	32	-	-	32					
Lenox . . . . .	111	-	7	118					
Leverett . . . . .	33	-	2	35					
Leyden . . . . .	18	-	-	18					
Middlefield . . . . .	20	-	-	20					
Monroe . . . . .	7	-	-	7					
Montague . . . . .	197	-	19	216					
Montgomery . . . . .	31	-	2	33					
Monterey . . . . .	20	-	2	22					
Mount Washington . . . . .	12	-	-	12					
New Ashford . . . . .	15	-	2	17					
New Marlborough . . . . .	17	-	2	19					
New Salem . . . . .	27	-	2	29					
NORTH ADAMS . . . . .	224	-	23	247					
NORTHAMPTON . . . . .	741	-	81	822					
Northfield . . . . .	132	-	8	140					
Orange . . . . .	124	-	7	131					
Otis . . . . .	16	-	-	16					
Pelham . . . . .	63	-	6	69					
Peru . . . . .	6	-	-	6					
Peterham . . . . .	41	-	3	44					
Phillipston . . . . .	23	-	1	24					
PITTSFIELD . . . . .	603	-	86	689					
Plainfield . . . . .	27	-	1	28					
Richmond . . . . .	25	-	-	25					
Rowe . . . . .	15	-	-	15					
Royalston . . . . .	25	-	-	25					
Russell . . . . .	32	-	3	35					
Sandisfield . . . . .	17	-	1	18					
Savoy . . . . .	9	-	-	9					
Sheffield . . . . .	36	-	6	42					
Shelburne . . . . .	58	-	7	65					
Shutesbury . . . . .	14	-	4	18					
Southampton . . . . .	244	-	44	288					
Southwick . . . . .	132	-	8	140					
Stockbridge . . . . .	23	-	4	27					
Sunderland . . . . .	41	-	3	44					
Templeton . . . . .	126	-	10	136					
Tolland . . . . .	6	-	-	6					

District 2				District 3					
	No Nomination	All Others	Blanks	Total Votes Cast	Howard A. Miller, Jr. of Franklin	All Others	Blanks	Total Votes Cast	
Agawam . . . . .	-	-	552	552	Acton . . . . .	819	84	903	
Belchertown . . . . .	-	-	338	338	Ashburnham . . . . .	74	12	86	
Brimfield . . . . .	-	-	52	52	Ashby . . . . .	31	2	33	
Brookfield . . . . .	-	-	83	83	Ayer . . . . .	65	4	69	
CHICOPEE . . . . .	-	-	1356	1356	Barre . . . . .	52	9	61	
East Brookfield . . . . .	-	-	57	57	Bellingham . . . . .	229	41	270	
East Longmeadow . . . . .	-	1	407	408	Berlin . . . . .	64	9	73	
Granby . . . . .	-	-	265	265	Blaekstone . . . . .	26	1	27	
Hampden . . . . .	-	-	122	122	Bolton . . . . .	61	6	67	
Holland . . . . .	-	1	15	16	Boxborough . . . . .	51	5	56	
Longmeadow . . . . .	-	17	735	752	Charlton . . . . .	66	8	74	
Ludlow . . . . .	-	1	152	153	Clinton . . . . .	107	34	141	
Monson . . . . .	-	-	115	115					
North Brookfield . . . . .	-	-	402	402					
Palmer . . . . .	-	1	164	165					
South Hadley . . . . .	-	-	393	393					
SPRINGFIELD . . . . .	-	-	3413	3413					
Sturbridge . . . . .	-	3	280	283					
Wales . . . . .	-	-	12	12					
Ware . . . . .	-	-	151	151					
Warren . . . . .	-	-	70	70					
West Brookfield . . . . .	-	2	105	107					
West Springfield . . . . .	-	-	314	314					
Wilbraham . . . . .	-	-	306	306					
Totals . . . . .	-	26	9859	9885					

REPUBLICAN

Representatives in the 90th Congress -- Continued

District 3 -- Concluded					District 4 -- Concluded				
	Howard A. Miller, Jr. of Franklin	All Others	Blanks	Total Votes Cast		No Nomination	All Others	Blanks	Total Votes Cast
Douglas	151	-	30	181	WALTHAM	-	-	847	847
Dudley	49	-	16	65	Watertown	-	23	769	792
Dunstable	31	-	2	33	Wayland	-	3	288	291
FITCHBURG	290	-	67	357	Westborough	-	-	706	706
Franklin	409	-	43	452	West Boylston	-	-	134	134
GARDNER	199	-	54	253	Weston	-	26	1015	1041
Groton	122	-	15	137	WORCESTER	-	14	3639	3653
Hardwick	54	-	2	56	Totals	-	70	10974	11044
Harvard	113	-	3	116					
Holliston	168	-	8	176					
Hopedale	164	-	10	174					
Hubbardston	65	-	11	76					
Hudson	51	-	8	59					
Lancaster	87	-	11	98					
Leicester	103	-	17	120					
LEOMINSTER	184	-	33	217					
Littleton	544	-	138	682					
Lunenburg	54	-	2	56					
MARLBOROUGH	300	-	48	348					
Maynard	116	-	21	137					
Medway	349	-	49	398					
Mendon	73	-	14	87					
Milford	1109	-	1739	2848					
Millbury	60	-	10	70					
Millis	297	-	65	362					
Millville	21	-	3	24					
Natick	520	-	158	678					
New Braintree	9	-	-	9					
Northbridge	122	-	29	151					
Oakham	25	-	3	28					
Oxford	67	-	15	82					
Paxton	42	-	8	50					
Pepperell	105	-	18	123					
Princeton	40	-	3	43					
Rutland	55	-	5	60					
Sherborn	93	-	9	102					
Shirley	28	-	7	35					
Southbridge	246	1	63	310					
Spencer	210	-	109	319					
Sterling	92	-	16	108					
Stow	118	-	11	129					
Sutton	63	-	9	72					
Townsend	81	-	2	83					
Tyngsborough	106	-	19	125					
Upton	236	-	84	320					
Uxbridge	66	-	9	75					
Webster	114	-	39	153					
Westford	138	-	24	162					
Westminster	67	-	14	81					
Winchendon	35	-	10	45					
Totals	9486	1	3298	12785					

District 4					District 5				
	No Nomination	All Others	Blanks	Total Votes Cast		F. Bradford Morse of Lowell	All Others	Blanks	Total Votes Cast
Asbland	-	-	91	91	Andover	2030	-	162	2192
Auburn	-	-	165	165	Bedford	299	-	18	317
Boylston	-	1	63	64	Billerica	588	-	29	617
Frammingham	-	-	843	843	Burlington	261	-	13	274
Grafton	-	-	487	487	Carlisle	89	-	4	93
Holden	-	-	256	256	Chelmsford	502	-	10	512
Hopkinton	-	-	108	108	Concord	1684	-	185	1869
Northborough	-	-	157	157	Dracut	578	-	65	643
Shrewsbury	-	2	391	393	LAWRENCE	1561	1	309	1871
Southborough	-	1	459	460	Lexington	1026	-	68	1094
Sudbury	-	-	556	556	Lincoln	280	-	20	300
					LOWELL	2700	-	205	2905
					MELROSE	2707	-	398	3105
					North Reading	150	-	15	165
					Reading	741	-	31	772
					Stoneham	621	-	49	670
					Tewksbury	316	-	21	337
					Wilmington	224	-	12	236
					Winchester	1239	-	97	1336
					WOBURN	332	-	20	352
					Totals	17928	1	1731	19660

District 6				
	William H. Bates of Salem	All Others	Blanks	Total Votes Cast
Amesbury	331	-	49	380
BEVERLY	2205	-	339	2544
Boxford	176	-	7	183
Danvers	1433	-	206	1639
Essex	154	-	13	167
Georgetown	194	-	10	204
GLOUCESTER	657	-	80	737
Groveland	209	-	23	232
Hamilton	216	-	8	224
HAVERHILL	2121	-	291	2412
Ipswich	1258	-	296	1554
LYNN	1954	-	227	2181
Manchester	307	-	15	322
Marblehead	979	-	56	1035
Merrimae	163	-	13	176
Methuen	2304	-	615	2919
Middleton	62	-	2	64
Nahant	116	-	7	123
Newbury	234	-	11	245
NEWBURYPORT	383	-	89	472

REPUBLICAN

Representatives in the 90th Congress - Continued

District 6 — Concluded		William H. Bates of Salem	All Others	Blanks	Total Votes Cast
North Andover . . . . .	593	—	—	74	667
PEABODY . . . . .	798	—	—	120	918
Rockport . . . . .	300	—	—	21	321
Rowley . . . . .	188	—	—	27	215
SALEM . . . . .	917	—	—	68	985
Salisbury . . . . .	111	—	—	11	122
Swampscott . . . . .	478	—	—	19	497
Topsfield . . . . .	182	—	—	3	185
Wenham . . . . .	164	—	—	7	171
West Newbury . . . . .	125	—	—	5	130
Totals . . . . .	19312	—	—	2712	22024

District 7		Gordon F. Hughes of Somerville	All Others	Blanks	Total Votes Cast
Arlington . . . . .	2176	1	—	271	2448
Belmont . . . . .	2152	—	—	421	2573
CHELSEA . . . . .	185	—	—	112	297
EVERETT . . . . .	618	—	—	303	921
Lynnfield . . . . .	427	—	—	55	482
MALDEN . . . . .	1053	—	—	340	1393
MEDFORD . . . . .	1421	—	—	344	1765
REVERE . . . . .	458	—	—	282	740
Saugus . . . . .	402	—	—	73	475
Wakefield . . . . .	536	—	—	58	594
Winthrop . . . . .	312	—	—	126	438
Totals . . . . .	9740	1	—	2385	12126

District 8		No Nomination	All Others	Blanks	Total Votes Cast
BOSTON:					
Wards 1, 2, 3, 21, 22 . . . . .	—	—	4	1493	1497
Brookline . . . . .	—	—	23	2689	2712
CAMBRIDGE . . . . .	—	—	56	1922	1973
SOMERVILLE . . . . .	—	—	76	1379	1455
Totals . . . . .	—	—	159	7483	7642

District 9		No Nomination	All Others	Blanks	Total Votes Cast
BOSTON:					
Wards 4, 5, 6, 7, 8, 9, 10, 11, 12, 13, 14, 15, 16, 17, 19, 20 . . . . .	—	—	1	5854	5855

District 10		Joseph William Martin, Jr., of N. Attleborough	Margaret M. Heck- ler of Wellesley	All Others	Blanks	Total Votes Cast
ATTLEBORO . . . . .	827	—	345	—	5	1177
Berkley . . . . .	58	—	11	—	2	73
Dighton . . . . .	91	—	35	—	3	129
Dover . . . . .	402	—	651	—	33	1086
Easton . . . . .	221	—	378	—	8	607
FALL RIVER . . . . .	1985	—	496	—	123	2604
Foxborough . . . . .	287	—	190	—	2	479
Freetown . . . . .	78	—	37	—	3	118
Mansfield . . . . .	236	—	161	—	3	400
Medfield . . . . .	234	—	463	—	9	706
Needham . . . . .	685	—	2544	—	23	3252
NEWTON . . . . .	1594	—	4030	—	61	5685
Norfolk . . . . .	74	—	170	—	3	247
N. Attleborough . . . . .	857	—	331	—	16	1204
Norton . . . . .	165	—	75	—	2	242
Plainville . . . . .	243	—	167	—	5	415
Raynham . . . . .	184	—	234	—	13	431
Rehoboth . . . . .	140	—	77	—	2	219
Seekonk . . . . .	118	—	99	—	2	219
Somerset . . . . .	403	—	94	—	3	500
Swansea . . . . .	280	—	137	—	4	421
TAUNTON . . . . .	1035	—	335	—	48	1418
Walpole . . . . .	231	—	522	—	7	810
Wellesley . . . . .	1215	—	2524	—	18	3757
Westwood . . . . .	327	—	1124	—	19	1470
Wrentham . . . . .	198	—	211	—	7	416
Totals . . . . .	12218	—	15441	2	424	28085

District 11		James L. Hofford of Quincy	All Others	Blanks	Total Votes Cast
Avon . . . . .	—	91	—	10	101
BOSTON					
Ward 18 . . . . .	—	275	—	154	429
Braintree . . . . .	—	1864	—	368	2232
BROCKTON . . . . .	—	2031	1	321	2353
Canton . . . . .	—	262	—	22	284
Dedham . . . . .	—	813	—	145	958
Holbrook . . . . .	—	238	—	38	276
Milton . . . . .	—	1249	—	233	1482
Norwood . . . . .	—	556	—	94	650
QUINCY . . . . .	—	3738	—	738	4476
Randolph . . . . .	—	321	—	95	416
Sharon . . . . .	—	356	—	34	390
Stoughton . . . . .	—	307	—	59	366
Weymouth . . . . .	—	1686	—	258	1944
Totals . . . . .	—	13787	1	2569	16357

District 12		Hastings Keith of West Bridgewater	All Others	Blanks	Total Votes Cast
Abington . . . . .	—	399	2	13	414
Acushnet . . . . .	—	134	—	5	139
Barnstable . . . . .	—	2024	—	275	2299
Bourne . . . . .	—	469	—	50	519

## REPUBLICAN

*Representatives in the 90th Congress — Concluded*

District 12 — Continued	Hastings Keith of West Bridgewater			Total Votes Cast	District 12 — Concluded	Hastings Keith of West Bridgewater			Total Votes Cast
	All Others	Blanks				All Others	Blanks		
Brewster . . . . .	129	—	7	136	Mattapoisett . . . . .	452	—	59	511
Bridgewater . . . . .	265	—	15	280	Mashpee . . . . .	45	—	6	51
Carver . . . . .	140	—	7	147	Middleborough . . . . .	535	—	18	553
Chatham . . . . .	191	—	6	200	Nantucket . . . . .	133	—	18	151
Chilmark . . . . .	41	—	4	45	NEW BEDFORD . . . . .	2981	4	528	3513
Cohasset . . . . .	734	—	63	797	Norwell . . . . .	252	—	17	269
Dartmouth . . . . .	749	—	77	826	Oak Bluffs . . . . .	126	—	16	142
Dennis . . . . .	601	—	68	669	Orleans . . . . .	153	—	12	165
Duxbury . . . . .	211	—	4	215	Pembroke . . . . .	596	—	61	657
East Bridgewater . . . . .	421	—	36	457	Plymouth . . . . .	353	—	19	372
Eastham . . . . .	115	—	7	122	Plympton . . . . .	50	—	3	53
Edgartown . . . . .	120	—	14	134	Provincetown . . . . .	47	—	—	47
Fairhaven . . . . .	582	—	28	610	Rochester . . . . .	313	—	23	336
Falmouth . . . . .	998	—	107	1105	Rockland . . . . .	266	—	26	292
Gay Head . . . . .	10	—	1	11	Sandwich . . . . .	228	—	17	245
Gosnold . . . . .	19	—	—	19	Scituate . . . . .	1217	—	268	1485
Halifax . . . . .	124	—	6	130	Tisbury . . . . .	270	—	26	296
Hanover . . . . .	240	—	9	249	Truro . . . . .	28	—	—	28
Hanson . . . . .	448	—	46	494	Wareham . . . . .	1136	—	199	1335
Harwich . . . . .	294	—	6	300	Wellfleet . . . . .	84	—	5	89
Hingham . . . . .	601	—	30	631	West Bridgewater . . . . .	394	—	35	429
Hull . . . . .	144	—	9	153	West Tisbury . . . . .	76	—	5	81
Kingston . . . . .	165	—	10	175	Westport . . . . .	198	—	9	207
Lakeville . . . . .	462	—	55	517	Whitman . . . . .	520	—	45	565
Marion . . . . .	447	—	53	500	Yarmouth . . . . .	863	—	75	938
Marshfield . . . . .	775	—	68	843	Totals . . . . .	23371	6	2569	25946

REPUBLICAN

Councillors

District 1	Edward P. Kirby of Whitman	All Others	Blanks	Total Votes Cast
Acushnet . . . . .	114	-	25	139
ATTLEBORO . . . . .	969	-	208	1177
Barnstable . . . . .	1887	-	412	2299
Berkley . . . . .	58	-	15	73
Bourne . . . . .	426	-	93	519
Brewster . . . . .	127	-	9	136
Carver . . . . .	121	-	26	147
Chatham . . . . .	182	-	18	200
Chilmark . . . . .	32	-	13	45
Cohasset . . . . .	700	-	97	797
Dartmouth . . . . .	693	1	132	826
Dennis . . . . .	558	-	111	669
Dighton . . . . .	111	-	18	129
Duxbury . . . . .	198	-	17	215
Eastham . . . . .	109	-	13	122
Edgartown . . . . .	110	-	24	134
Fairhaven . . . . .	545	-	65	610
FALL RIVER . . . . .	1663	-	941	2604
Falmouth . . . . .	906	-	199	1105
Freetown . . . . .	96	-	22	118
Gay Head . . . . .	8	-	3	11
Gosnold . . . . .	17	-	2	19
Halifax . . . . .	118	-	12	130
Hanover . . . . .	225	-	24	249
Hanson . . . . .	436	-	58	494
Harwich . . . . .	278	-	22	300
Hingham . . . . .	593	-	38	631
Holbrook . . . . .	243	-	33	276
Hull . . . . .	129	-	24	153
Kingston . . . . .	160	-	15	175
Lakeville . . . . .	411	-	106	517
Marion . . . . .	423	-	77	500
Marshfield . . . . .	762	-	81	843
Mashpee . . . . .	44	-	7	51
Mattapoisett . . . . .	424	-	87	511
Middleborough . . . . .	491	-	62	553
Nantucket . . . . .	112	-	39	151
NEW BEDFORD . . . . .	2484	2	1027	3513
North Attleborough . . . . .	919	-	285	1204
Norton . . . . .	198	-	44	242
Norwell . . . . .	250	-	19	269
Oak Bluffs . . . . .	106	-	36	142
Orleans . . . . .	145	-	20	165
Pembroke . . . . .	585	-	72	657
Plymouth . . . . .	326	-	46	372
Plympton . . . . .	47	-	6	53
Provincetown . . . . .	45	-	2	47
Raynham . . . . .	313	-	118	431
Rehoboth . . . . .	190	-	29	219
Rochester . . . . .	285	-	51	336
Sandwich . . . . .	214	-	31	245
Scituate . . . . .	1150	-	335	1485
Seekonk . . . . .	206	-	13	219
Somerset . . . . .	389	-	111	500
Swansea . . . . .	352	-	69	421
TAUNTON . . . . .	993	-	425	1418
Tisbury . . . . .	245	-	51	296
Truro . . . . .	27	-	1	28
Wareham . . . . .	1019	-	316	1335
Wellfleet . . . . .	82	-	7	89
West Tisbury . . . . .	71	-	10	81
Westport . . . . .	184	-	23	207
Weymouth . . . . .	1680	-	264	1944
Whitman . . . . .	501	-	64	565
Yarmouth . . . . .	837	-	101	938
Totals . . . . .	28322	3	6724	35049

## REPUBLICAN

## Councillors — Continued

District 2	Walter H. Pahner of Weston	Roger F. Turner of Walpole	All Others	Blanks	Total Votes Cast
Abington . . . . .	236	113	1	64	414
Avon . . . . .	59	33	—	9	101
Bellingham . . . . .	119	118	—	33	270
BOSTON:					
Wards 12, 14, 18, 22 . . . . .	693	294	—	832	1819
Bridgewater . . . . .	122	106	—	52	280
Brockton . . . . .	1391	585	1	376	2353
Brookline . . . . .	1989	193	—	530	2712
Canton . . . . .	159	100	—	25	284
Dedham . . . . .	479	342	—	137	958
Dover . . . . .	650	245	—	191	1086
East Bridgewater . . . . .	194	145	—	118	457
Easton . . . . .	231	261	—	115	607
Foxborough . . . . .	159	291	—	29	479
Franklin . . . . .	169	224	—	59	452
Mansfield . . . . .	105	243	—	52	400
Medfield . . . . .	269	333	—	104	706
Medway . . . . .	179	161	—	58	398
Millis . . . . .	143	158	—	61	362
Needham . . . . .	2470	355	—	427	3252
Newton . . . . .	4484	444	—	757	5685
Norfolk . . . . .	95	131	—	21	247
Norwood . . . . .	196	390	—	64	650
Plainville . . . . .	162	189	—	64	415
Rockland . . . . .	133	93	—	66	292
Sharon . . . . .	120	233	—	37	390
Stoughton . . . . .	178	137	—	51	366
Walpole . . . . .	299	483	—	28	810
Wellesley . . . . .	3116	278	—	363	3757
West Bridgewater . . . . .	198	150	—	81	429
Weston . . . . .	1000	24	—	17	1041
Westwood . . . . .	828	489	—	153	1470
Wrentham . . . . .	121	240	—	55	416
Totals . . . . .	20746	7581	2	5029	33358

District 3	James Malcolm Whitney of Watertown	All Others	Blanks	Total Votes Cast	District 3 — Concluded	James Malcolm Whitney of Watertown	All Others	Blanks	Total Votes Cast
Acton . . . . .	817	—	86	903	Hopkinton . . . . .	87	—	21	108
Ashland . . . . .	79	—	12	91	Hudson . . . . .	50	—	9	59
Ayer . . . . .	65	—	4	69	Lancaster . . . . .	88	—	10	98
Bedford . . . . .	272	—	45	317	Lincoln . . . . .	261	—	39	300
Belmont . . . . .	2197	—	376	2573	Littleton . . . . .	549	—	133	682
Berlin . . . . .	63	—	10	73	MARLBOROUGH . . . . .	297	—	51	348
Bolton . . . . .	63	—	4	67	Maynard . . . . .	117	—	20	137
BOSTON:					Natick . . . . .	514	—	164	678
Wards 4, 5, 10, 11, 19, 20, 21 . . . . .	3114	—	1082	1196	Northborough . . . . .	139	—	18	157
Boxborough . . . . .	49	—	7	56	Sherborn . . . . .	94	—	8	102
CAMBRIDGE:					Shirley . . . . .	31	—	4	35
Wards 2, 4, 5, 6, 7, 8, 9, 10, 11 . . . . .	1126	—	117	1843	SOMERVILLE:				
Carlisle . . . . .	81	—	9	93	Ward 7 . . . . .	192	—	50	242
Chelmsford . . . . .	469	—	43	512	Stow . . . . .	116	—	13	129
Concord . . . . .	1417	—	422	1869	Sudbury . . . . .	460	—	96	556
Framingham . . . . .	687	—	156	843	WALTHAM . . . . .	590	—	257	847
Harvard . . . . .	114	—	2	116	Watertown . . . . .	709	1	82	792
Holliston . . . . .	169	—	7	176	Wayland . . . . .	252	—	39	291
					Westford . . . . .	137	—	25	162
					Totals . . . . .	15798	1	3721	19520

REPUBLICAN

Councillors Continued

District 4		No Nomination	All Others	Blanks	Total Votes Cast
BOSTON:					
	Wards 1, 2, 3, 6, 7, 8, 9, 13, 15, 16, 17	-	-	1766	1766
Braintree		-	1	2231	2232
CAMBRIDGE:					
	Ward 1	-	-	48	48
CHELSEA		-	-	297	297
EVERETT					
	Wards 1, 5	-	-	82	82
Milton		-	-	1482	1482
QUINCY		-	-	4476	4476
Randolph		-	-	416	416
REVERE		-	-	740	740
Saugus		-	3	472	475
Winthrop		-	-	438	438
Totals		-	4	12448	12452

District 5		*Louis H. Johnson of Groveland	All Others	Blanks	Total Votes Cast
Amesbury		18	-	362	380
Andover		93	1	2098	2192
BEVERLY		143	2	2399	2544
Boxford		85	-	98	183
Danvers		-	-	1639	1639
Essex		27	-	140	167
Georgetown		133	-	71	204
GLOUCESTER		48	-	689	737
Groveland		176	-	56	232
Hamilton		41	2	181	224
HAVERHILL		439	2	1971	2412
Ipswich		31	2	1521	1554
LAWRENCE		40	12	1819	1871
LYNN		57	-	2124	2181
Lynnfield		53	1	428	482
Manchester		78	2	242	322
Marblehead		-	38	997	1035
Merrimac		28	-	148	176
Methuen		27	-	2892	2919
Middleton		8	-	56	64
Nahant		-	-	123	123
Newbury		68	-	177	245
NEWBURYPORT		15	-	457	472
North Andover		16	2	649	667
North Reading		3	1	161	165
PEABODY		15	-	903	918
Reading		32	-	740	772
Rockport		73	2	246	321
Rowley		66	2	147	215
SALEM		52	1	932	985
Salisbury		31	-	91	122
Swampscott		6	-	491	497
Topsfield		13	1	153	185
Wenham		53	3	115	171
West Newbury		39	-	91	130
Totals		2025	74	25407	27506

\*Sticker Candidate, Accepted

REPUBLICAN

Councillors — Continued

District 6	Ellen A. Sampson of Lowell	Leonard A. Scott of Somerville	All Others	Blanks	Total Votes Cast
Arlington . . . . .	868	1263	—	317	2448
Ashby . . . . .	22	6	—	5	33
Billerica . . . . .	417	133	—	67	617
Burlington . . . . .	172	64	—	38	274
CAMBRIDGE:					
Ward 3 . . . . .	33	34	—	20	87
Dracut . . . . .	452	114	1	76	643
Dunstable . . . . .	24	5	—	4	33
EVERETT:					
Wards 2, 3, 4, 6 . . . . .	259	280	—	300	839
Groton . . . . .	100	25	—	12	137
Lexington . . . . .	585	325	—	184	1094
LOWELL . . . . .	1940	665	—	300	2905
MALDEN . . . . .	475	573	—	345	1393
MEDFORD . . . . .	506	913	—	346	1765
MELROSE . . . . .	1043	1094	—	968	3105
Pepperell . . . . .	72	33	—	18	123
SOMERVILLE:					
Wards 1, 2, 3, 4, 5, 6 . . . . .	170	852	—	191	1213
Stoneham . . . . .	287	253	—	130	670
Tewksbury . . . . .	242	59	—	36	337
Townsend . . . . .	43	33	—	7	83
Tyngsborough . . . . .	89	24	—	12	125
Wakefield . . . . .	281	247	—	66	594
Wilmington . . . . .	161	52	—	23	236
Winchester . . . . .	614	490	—	232	1336
WOBURN . . . . .	166	96	—	90	352
Totals . . . . .	9021	7633	1	3787	20442

District 7	No Nomination	All Others	Blanks	Total Votes Cast	District 7 — Concluded	No Nomination	All Others	Blanks	Total Votes Cast
Ashburnham . . . . .	—	—	86	86	Northbridge . . . . .	—	—	151	151
Athol . . . . .	—	—	166	166	Oakham . . . . .	—	—	28	28
Auburn . . . . .	—	—	165	165	Oxford . . . . .	—	—	82	82
Barre . . . . .	—	—	61	61	Palmer . . . . .	—	—	165	165
Belchertown . . . . .	—	—	338	338	Paxton . . . . .	—	—	50	50
Blackstone . . . . .	—	1	26	27	Petersham . . . . .	—	—	44	44
Boylston . . . . .	—	—	64	64	Phillipston . . . . .	—	—	24	24
Brimfield . . . . .	—	—	52	52	Princeton . . . . .	—	—	43	43
Brookfield . . . . .	—	—	83	83	Royalston . . . . .	—	—	25	25
Charlton . . . . .	—	—	74	74	Rutland . . . . .	—	—	60	60
Clinton . . . . .	—	—	141	141	Shrewsbury . . . . .	—	1	392	393
Douglas . . . . .	—	3	178	181	Southborough . . . . .	—	1	459	460
Dudley . . . . .	—	—	65	65	Southbridge . . . . .	—	1	309	310
East Brookfield . . . . .	—	—	57	57	Spencer . . . . .	—	1	318	319
FRITCHBURG . . . . .	—	—	357	357	Sterling . . . . .	—	1	107	108
GARDNER . . . . .	—	—	253	253	Sturbridge . . . . .	—	—	283	283
Grafton . . . . .	—	—	487	487	Sutton . . . . .	—	—	72	72
Hampden . . . . .	—	—	122	122	Templeton . . . . .	—	—	136	136
Hardwick . . . . .	—	—	56	56	Upton . . . . .	—	1	319	320
Holden . . . . .	—	—	256	256	Uxbridge . . . . .	—	—	75	75
Holland . . . . .	—	—	16	16	Wales . . . . .	—	1	11	12
Hopedale . . . . .	—	—	174	174	Ware . . . . .	—	—	151	151
Hubbardston . . . . .	—	—	76	76	Warren . . . . .	—	—	70	70
Leicester . . . . .	—	—	120	120	Webster . . . . .	—	1	152	153
LEOMINSTER . . . . .	—	—	217	217	West Brookfield . . . . .	—	1	106	107
Lunenburg . . . . .	—	—	56	56	West Boylston . . . . .	—	—	134	134
Mendon . . . . .	—	—	87	87	Westborough . . . . .	—	—	706	706
Milford . . . . .	—	—	2848	2848	Westminster . . . . .	—	—	81	81
Millbury . . . . .	—	9	61	70	Wilbraham . . . . .	—	—	306	306
Millville . . . . .	—	—	24	24	Winchendon . . . . .	—	—	45	45
Monson . . . . .	—	1	114	115	WORCESTER . . . . .	—	5	3648	3653
New Braintree . . . . .	—	—	9	9	Totals . . . . .	—	28	15843	15871
North Brookfield . . . . .	—	—	402	402					



Councillors — Concluded

District 8	Raymond J. Fontana of Longmeadow			Total Votes Cast	District 8 — Concluded	Raymond J. Fontana of Longmeadow			Total Votes Cast
		Blanks					Blanks		
Adams . . . . .	75	22	97	Middlefield . . . . .	20	-	20		
Agawam . . . . .	485	67	552	Monroe . . . . .	6	1	7		
Alford . . . . .	19	4	23	Montague . . . . .	183	33	216		
Amherst . . . . .	725	89	814	Monterey . . . . .	17	5	22		
Asbfield . . . . .	102	19	121	Montgomery . . . . .	32	1	33		
Becket . . . . .	7	4	11	Mount Washington . . . . .	12	-	12		
Bernardston . . . . .	56	5	61	New Ashford . . . . .	13	4	17		
Blandford . . . . .	16	3	19	New Marlborough . . . . .	16	3	19		
Buckland . . . . .	37	6	43	New Salem . . . . .	21	8	29		
Charlemont . . . . .	40	4	44	NORTH ADAMS . . . . .	194	53	247		
Cheshire . . . . .	13	3	16	NORTHAMPTON . . . . .	686	136	822		
Chester . . . . .	22	-	22	Northfield . . . . .	129	11	140		
Chesterfield . . . . .	76	14	90	Orange . . . . .	118	13	131		
CHICOPEE . . . . .	847	509	1356	Otis . . . . .	14	2	16		
Clarksburg . . . . .	38	12	50	Pelham . . . . .	59	10	69		
Colrain . . . . .	41	4	45	Peru . . . . .	6	-	6		
Conway . . . . .	67	4	71	PITTSFIELD . . . . .	463	226	689		
Cumington . . . . .	47	8	55	Plainfield . . . . .	27	1	28		
Dalton . . . . .	110	13	123	Richmond . . . . .	23	2	25		
Deerfield . . . . .	96	19	115	Rowe . . . . .	14	1	15		
East Longmeadow . . . . .	365	43	408	Russell . . . . .	30	5	35		
Easthampton . . . . .	223	60	283	Sandisfield . . . . .	17	1	18		
Egremont . . . . .	33	5	38	Savoy . . . . .	9	-	9		
Erving . . . . .	37	5	42	Sheffield . . . . .	35	7	42		
Florida . . . . .	32	12	44	Shelburne . . . . .	57	8	65		
Gill . . . . .	32	4	36	Shutesbury . . . . .	16	2	18		
Goshen . . . . .	66	7	73	South Hadley . . . . .	335	58	393		
Granby . . . . .	214	51	265	Southampton . . . . .	246	42	288		
Granville . . . . .	32	2	34	Southwick . . . . .	125	15	140		
Great Barrington . . . . .	45	10	55	SPRINGFIELD . . . . .	2662	751	3413		
Greenfield . . . . .	463	75	538	Stockbridge . . . . .	21	6	27		
Hadley . . . . .	66	9	75	Sunderland . . . . .	39	5	44		
Hancock . . . . .	7	1	8	Tolland . . . . .	6	-	6		
Hatfield . . . . .	30	6	36	Tyringham . . . . .	8	-	8		
Hawley . . . . .	17	-	17	Warwick . . . . .	15	2	17		
Heath . . . . .	18	3	21	Washington . . . . .	11	4	15		
Hinsdale . . . . .	11	-	11	Wendell . . . . .	7	1	8		
HOLYOKE . . . . .	296	180	476	West Springfield . . . . .	288	26	314		
Huntington . . . . .	33	2	35	West Stockbridge . . . . .	4	1	5		
Lanesborough . . . . .	57	21	78	WESTFIELD . . . . .	275	46	321		
Lee . . . . .	28	4	32	Westhampton . . . . .	56	5	61		
Lenox . . . . .	97	21	118	Whately . . . . .	38	-	38		
Leverett . . . . .	33	2	35	Williamsburg . . . . .	210	26	236		
Leyden . . . . .	17	1	18	Williamstown . . . . .	138	16	154		
Longmeadow . . . . .	696	56	752	Windsor . . . . .	17	3	20		
Ludlow . . . . .	129	24	153	Worthington . . . . .	33	7	40		
				Totals . . . . .	12747	2960	15707		

Senators

Berkshire District	*Ruth Thayer Alexander of Florida			Blanks	Total Votes Cast	Berkshire District — Concluded	*Ruth Thayer Alexander of Florida			Blanks	Total Votes Cast
	All Others						All Others				
Adams . . . . .	53	-	44	97	Lenox . . . . .	52	-	66	118		
Cheshire . . . . .	9	1	6	16	New Ashford . . . . .	16	-	1	17		
Clarksburg . . . . .	37	-	13	50	NORTH ADAMS . . . . .	90	-	157	247		
Dalton . . . . .	81	1	41	123	Peru . . . . .	1	-	5	6		
Florida . . . . .	38	-	6	44	PITTSFIELD . . . . .	110	1	578	689		
Hancock . . . . .	3	-	5	8	Savoy . . . . .	5	-	4	9		
Hinsdale . . . . .	-	-	11	11	Washington . . . . .	9	-	6	15		
Lanesborough . . . . .	62	-	16	78	Williamstown . . . . .	107	-	47	154		
Lee . . . . .	6	-	26	32	Windsor . . . . .	7	-	13	20		
					Totals . . . . .	686	3	1045	1734		

\*Sticker Candidate.

REPUBLICAN

Senators — Continued

First Bristol District					Cape and Plymouth District — Concluded				
	John F. Parker of Taunton	All Others	Blanks	Total Votes Cast		Allan F. Jones of Barnstable	All Others	Blanks	Total Votes Cast
ATTLEBORO . . . . .	1068	—	109	1177	Plymouth . . . . .	334	—	38	372
Berkley . . . . .	66	—	7	73	Provincetown . . . . .	46	—	1	47
Dighton . . . . .	124	—	5	129	Rochester . . . . .	301	—	35	336
North Attleborough . . . . .	1058	—	146	1204	Sandwich . . . . .	228	—	17	245
Norton . . . . .	223	—	19	242	Tisbury . . . . .	269	—	27	296
Raynham . . . . .	383	1	47	431	Truro . . . . .	27	—	1	28
Rehoboth . . . . .	201	1	17	219	Wareham . . . . .	1096	—	239	1335
Seekonk . . . . .	209	—	10	219	Wellfleet . . . . .	87	—	2	89
Somerset . . . . .	435	—	65	500	West Tisbury . . . . .	76	—	5	81
Swansca . . . . .	377	—	44	421	Westport . . . . .	191	—	16	207
TAUNTON . . . . .	1267	—	151	1418	Yarmouth . . . . .	864	—	74	938
Totals . . . . .	5411	2	620	6033	Totals . . . . .	10379	1	1283	11663

Second Bristol District				First Essex District			
	Milton R. Silva of Fall River	Blanks	Total Votes Cast		Robert T. Breed of Lynn	Blanks	Total Votes Cast
Acushnet . . . . .	113	26	139	LYNN . . . . .	1515	666	2181
FALL RIVER . . . . .	1987	617	2604	Nahant . . . . .	89	34	123
Freetown . . . . .	99	19	118	Swampscott . . . . .	329	168	497
Totals . . . . .	2199	662	2861	Totals . . . . .	1933	868	2801

Third Bristol District				Second Essex District					
	Harold H. J. Clasky of New Bedford	William Saltzman of New Bedford	Blanks	Total Votes Cast		No Nomination	All Others	Blanks	Total Votes Cast
Dartmouth . . . . .	623	170	33	826	BEVERLY . . . . .	—	3	2541	2544
NEW BEDFORD . . . . .	2596	742	175	3513	Marblehead . . . . .	—	6	1029	1035
Totals . . . . .	3219	912	208	4339	PEABODY . . . . .	—	1	917	918
					SALEM . . . . .	—	—	985	985
					Totals . . . . .	—	10	5472	5482

Cape and Plymouth District				Third Essex District					
	Allan F. Jones of Barnstable	All Others	Blanks	Total Votes Cast		William L. Salton-stall of Manchester	All Others	Blanks	Total Votes Cast
Barnstable . . . . .	2005	—	294	2299	Boxford . . . . .	175	—	8	183
Bourne . . . . .	468	—	51	519	Danvers . . . . .	1346	—	293	1639
Brewster . . . . .	129	—	7	136	Essex . . . . .	150	—	17	167
Chatham . . . . .	191	—	9	200	Georgetown . . . . .	190	—	14	204
Chilmark . . . . .	40	—	5	45	GLOUCESTER . . . . .	653	—	84	737
Dennis . . . . .	600	—	69	669	Groveland . . . . .	200	—	32	232
Eastham . . . . .	116	—	6	122	Hamilton . . . . .	213	—	11	224
Edgartown . . . . .	120	—	14	134	Ipswich . . . . .	1149	—	405	1554
Fairhaven . . . . .	559	—	51	610	Lynnfield . . . . .	453	—	29	482
Falmouth . . . . .	985	—	120	1105	Manchester . . . . .	306	2	14	322
Gay Head . . . . .	9	—	2	11	Middleton . . . . .	60	—	4	64
Gosnold . . . . .	19	—	—	19	Newbury . . . . .	225	—	20	245
Harwich . . . . .	286	—	14	300	North Reading . . . . .	146	—	19	165
Marion . . . . .	448	1	51	500	Reading . . . . .	728	—	44	772
Mashpee . . . . .	47	—	4	51	Roekport . . . . .	287	—	34	321
Mattapoisett . . . . .	441	—	70	511	Rowley . . . . .	172	—	43	215
Nantucket . . . . .	122	—	29	151	Topsfield . . . . .	177	—	8	185
Oak Bluffs . . . . .	125	—	17	142	Wenham . . . . .	164	—	7	171
Orleans . . . . .	150	—	15	165	West Newbury . . . . .	123	—	7	130
					Totals . . . . .	6917	2	1093	8012

Senators — Continued

Fourth Essex District	Frederick E. Malcolm of Haverhill	Blanks	Total Votes Cast
Amesbury . . . . .	270	110	380
Andover . . . . .	1822	370	2192
HAVERHILL . . . . .	1942	470	2412
Merrimac . . . . .	160	16	176
NEWBURYPORT . . . . .	295	177	472
North Andover . . . . .	561	106	667
Salisbury . . . . .	107	15	122
Totals . . . . .	5157	1264	6421

Fifth Essex District	No Nomination	All Others	Blanks	Total Votes Cast
LAWRENCE . . . . .	—	126	1745	1871
Methuen . . . . .	—	159	2700	2919
Totals . . . . .	—	285	4505	4790

Franklin and Hampshire District	John D. Barrus of Goshen	Charles F. Smith of Granby	Blanks	Total Votes Cast
Ashfield . . . . .	120	1	—	121
Amherst . . . . .	657	125	32	814
Bernardston . . . . .	42	19	—	61
Buckland . . . . .	36	2	—	43
Charlemont . . . . .	36	6	—	44
Chesterfield . . . . .	87	2	1	90
Colrain . . . . .	34	10	1	45
Conway . . . . .	68	3	—	71
Cummington . . . . .	52	3	—	55
Deerfield . . . . .	81	32	2	115
Easthampton . . . . .	214	40	29	283
Erving . . . . .	36	3	—	42
Gill . . . . .	19	15	2	36
Goshen . . . . .	66	7	—	73
Granby . . . . .	95	162	8	265
Greenfield . . . . .	388	129	21	538
Hadley . . . . .	63	9	3	75
Hatfield . . . . .	34	2	—	36
Hawley . . . . .	15	1	1	17
Heath . . . . .	19	2	—	21
Huntington . . . . .	35	—	—	35
Leverett . . . . .	24	10	1	35
Leyden . . . . .	11	7	—	18
Monroe . . . . .	7	—	—	7
Montague . . . . .	150	52	14	216
New Salem . . . . .	21	8	—	29
NORTHAMPTON . . . . .	695	86	41	822
Northfield . . . . .	107	28	5	140
Orange . . . . .	105	20	6	131
Pelham . . . . .	55	12	2	69
Plainfield . . . . .	28	—	—	28
Rowe . . . . .	15	—	—	15
Shelburne . . . . .	56	7	2	65
Shutesbury . . . . .	12	6	—	18
South Hadley . . . . .	146	235	12	393
Southampton . . . . .	238	30	20	288
Sunderland . . . . .	38	4	—	44
Warwick . . . . .	12	5	—	17
Wendell . . . . .	2	2	4	8
Westhampton . . . . .	58	3	—	61
Whately . . . . .	35	3	—	38
Williamsburg . . . . .	223	11	2	236
Totals . . . . .	4235	1102	221	5558

First Hampden District	Theodore W. Bamforth of Springfield	Saul Simons of Springfield	Blanks	Total Votes Cast
Lullow . . . . .	101	34	18	153
SPRINGFIELD: Wards 2, 4, 5, 6, 7, 8 . . . . .	1524	1132	396	3052
Totals . . . . .	1625	1166	414	3205

Second Hampden District	James A. Dowds of Chicopee	Blanks	Total Votes Cast
CHICOPEE . . . . .	933	423	1356
HOLYOKE . . . . .	364	112	476
SPRINGFIELD: Ward 1 . . . . .	65	21	86
Totals . . . . .	1362	556	1918

Hampden and Berkshire District	George D. Hammond of Westfield	Blanks	Total Votes Cast
Agawam . . . . .	500	52	552
Alford . . . . .	20	3	23
Becket . . . . .	9	2	11
Blandford . . . . .	16	3	19
Chester . . . . .	21	1	22
East Longmeadow . . . . .	370	38	408
Egremont . . . . .	37	1	38
Granville . . . . .	32	2	34
Great Barrington . . . . .	49	6	55
Longmeadow . . . . .	694	58	752
Middlefield . . . . .	19	1	20
Monterey . . . . .	19	3	22
Montgomery . . . . .	32	1	33
Mount Washington . . . . .	12	—	12
New Marlborough . . . . .	17	2	19
Otis . . . . .	14	2	16
Richmond . . . . .	23	2	25
Russell . . . . .	28	—	28
Sandisfield . . . . .	15	3	18
Sheffield . . . . .	40	2	42
Southwick . . . . .	133	7	140
SPRINGFIELD: Ward 3 . . . . .	222	53	275
Stockbridge . . . . .	24	3	27
Tolland . . . . .	6	—	6
Tyringham . . . . .	7	1	8
West Springfield . . . . .	292	22	314
West Stockbridge . . . . .	4	1	5
WESTFIELD . . . . .	297	24	321
Worthington . . . . .	38	2	40
Totals . . . . .	2990	302	3292

REPUBLICAN

Senators — Continued

First Middlesex District					Third Middlesex District				
	No Nomination	All Others	Blanks	Total Votes Cast		No Nomination	All Others	Blanks	Total Votes Cast
Ashby . . . . .	-	-	33	33	CAMBRIDGE:				
Dracut . . . . .	-	48	595	643	Ward 3 . . . . .	-	-	87	87
Dunstable . . . . .	-	4	29	33	MALDEN:				
Groton . . . . .	-	3	134	137	Ward 2 . . . . .	-	3	40	43
LOWELL		20	2885	2905	MEDFORD:				
Pepperell . . . . .	-	-	123	123	Wards 1, 7 . . . . .	-	48	187	235
Townsend . . . . .	-	2	81	83	SOMERVILLE:				
Tyngsborough . . . . .	-	-	125	125	Wards 1, 2, 3, 4,				
Totals . . . . .	-	77	4005	4082	5, 6 . . . . .	-	15	1198	1213
					Totals . . . . .	-	66	1512	1578

Second Middlesex District				Fourth Middlesex District			
	Levin H. Campbell of Cambridge	Blanks	Total Votes Cast		Fred Lamson of Malden	Blanks	Total Votes Cast
Belmont . . . . .	2220	353	2573	EVERETT:			
CAMBRIDGE:				Wards 2, 3, 4, 6 . . . . .	653	186	839
Wards 4, 5, 6, 7, 8, 9,				MALDEN:			
10, 11 . . . . .	1445	209	1654	Wards 1, 3, 4, 5, 6, 7, 8	1227	123	1350
SOMERVILLE:				MELROSE . . . . .	2560	545	3105
Ward 7 . . . . .	193	49	242	Totals . . . . .	4440	854	5294
Totals . . . . .	3858	611	4469				

Fifth Middlesex District				
	James DeNormandie of Lincoln	All Others	Blanks	Total Votes Cast
Ayer . . . . .	66	-	3	69
Bedford . . . . .	279	-	38	317
Carlisle . . . . .	85	-	8	93
Chelmsford . . . . .	466	-	46	512
Concord . . . . .	1634	-	235	1869
Lincoln . . . . .	233	-	17	300
Littleton . . . . .	580	-	102	682
Shirley . . . . .	32	-	3	35
WALTHAM	656	-	191	847
Watertown . . . . .	683	1	108	792
Westford . . . . .	140	-	22	162
Totals . . . . .	4904	1	773	5678

Sixth Middlesex District							
	William A. Barnstead of Arlington	Emidio DiLoreto of Winchester	Elwynn J. Miller of Medford	All Others	Blanks	Total Votes Cast	
Arlington . . . . .	1621	177	523	-	127	2448	
MEDFORD:							
Wards 2, 3, 4, 5, 6 . . . . .	109	198	1082	-	141	1530	
Winchester . . . . .	417	395	451	1	72	1336	
Totals . . . . .	2147	770	2056	1	340	5314	

Senators — Continued

Seventh Middlesex District	Ronald C. MacKenzie of Burlington	Blanks	Total Votes Cast
Billerica . . . . .	521	96	617
Burlington . . . . .	255	19	274
Lexington . . . . .	916	178	1094
Stoneham . . . . .	578	92	670
Tewksbury . . . . .	284	53	337
Wakefield . . . . .	539	55	594
Wilmington . . . . .	215	21	236
Woburn . . . . .	296	56	352
<b>Totals . . . . .</b>	<b>3604</b>	<b>570</b>	<b>4174</b>

Middlesex and Worcester District	William I. Randall of Framingham	Blanks	Total Votes Cast
Acton . . . . .	820	83	903
Ashland . . . . .	86	5	91
Berlin . . . . .	67	6	73
Bolton . . . . .	63	4	67
Boxborough . . . . .	50	6	56
Framingham . . . . .	773	70	843
Harvard . . . . .	115	1	116
Holliston . . . . .	171	5	176
Hopkinton . . . . .	101	7	108
Hudson . . . . .	51	8	59
Lancaster . . . . .	89	9	98
MARLBOROUGH . . . . .	315	33	348
Maynard . . . . .	119	18	137
Natick . . . . .	580	98	678
Northborough . . . . .	143	14	157
Sherborn . . . . .	97	5	102
Stow . . . . .	119	10	129
Sudbury . . . . .	484	72	556
Wayland . . . . .	265	26	291
<b>Totals . . . . .</b>	<b>4508</b>	<b>480</b>	<b>4988</b>

First Norfolk District	No Nomination	All Others	Blanks	Total Votes Cast
Braintree . . . . .	—	4	2228	2232
QUINCY . . . . .	—	—	4476	4476
Randolph . . . . .	—	4	416	416
<b>Totals . . . . .</b>	<b>—</b>	<b>4</b>	<b>7120</b>	<b>7124</b>

Second Norfolk District	John M. Quinlan of Dover	All Others	Blanks	Total Votes Cast
Bellingham . . . . .	241	—	29	270
Canton . . . . .	273	—	11	284
Dover . . . . .	1013	—	73	1086
Easton . . . . .	546	—	61	607

Second Norfolk District — Concluded	John M. Quinlan of Dover	All Others	Blanks	Total Votes Cast
Foxborough . . . . .	457	—	22	479
Franklin . . . . .	425	—	27	452
Mansfield . . . . .	367	—	33	400
Medfield . . . . .	651	—	55	706
Medway . . . . .	369	—	29	398
Millis . . . . .	335	—	27	362
Norfolk . . . . .	228	—	19	247
Norwood . . . . .	608	2	40	650
Plainville . . . . .	364	—	51	415
Sharon . . . . .	376	—	14	390
Walpole . . . . .	767	—	43	810
Westwood . . . . .	1376	—	94	1470
Wrentham . . . . .	377	—	39	416
<b>Totals . . . . .</b>	<b>8773</b>	<b>2</b>	<b>667</b>	<b>9442</b>

Norfolk and Middlesex District	Leslie B. Cutler of Needham	All Others	Blanks	Total Votes Cast
Dedham . . . . .	858	—	100	958
Needham . . . . .	2907	1	344	3252
NEWTON:				
Wards 2, 3, 4, 5, 8 . . . . .	3512	1	470	3983
Wellesley . . . . .	3383	—	374	3757
Weston . . . . .	955	2	84	1041
<b>Totals . . . . .</b>	<b>11615</b>	<b>4</b>	<b>1372</b>	<b>12991</b>

Norfolk and Plymouth District	William D. Weeks of Cohasset	Blanks	Total Votes Cast
Carver . . . . .	136	11	147
Cohasset . . . . .	761	36	797
Duxbury . . . . .	207	8	215
Halifax . . . . .	127	3	130
Hanover . . . . .	235	14	249
Hanson . . . . .	440	54	494
Hingham . . . . .	610	21	631
Holbrook . . . . .	259	17	276
Hull . . . . .	144	9	153
Kingston . . . . .	165	10	175
Lakeville . . . . .	441	76	517
Marshfield . . . . .	791	52	843
Middleborough . . . . .	532	21	553
Norwell . . . . .	256	13	269
Pembroke . . . . .	595	62	657
Plympton . . . . .	52	1	53
Scituate . . . . .	1267	218	1485
Weymouth . . . . .	1804	140	1944
Whitman . . . . .	514	51	565
<b>Totals . . . . .</b>	<b>9336</b>	<b>817</b>	<b>10153</b>

REPUBLICAN

Senators -- Continued

Norfolk and Suffolk District					Third Suffolk District				
	William A. Lincoln of Newton	Patrick E. McKenna of Boston	Blanks	Total Votes Cast		Oliver F. Ames of Boston	Blanks	Total Votes Cast	
BOSTON:					BOSTON:				
Ward 22 . . . . .	196	138	105	439	Wards 4, 5, 21 . . . . .	2466	255	2721	
Brookline . . . . .	1875	253	584	2712	CAMBRIDGE:				
NEWTON:					Ward 2 . . . . .	161	28	189	
Wards 1, 6, 7 . . . . .	1405	140	157	1702	Totals . . . . .	2627	283	2910	
Totals . . . . .	3476	531	846	4853					
Plymouth District					Fourth Suffolk District				
	*John F. Johnson of Brockton	All Others	Blanks	Total Votes Cast		No Nomination	Blanks	Total Votes Cast	
Abington . . . . .					BOSTON:				
Avon . . . . .	8	—	93	101	Wards 6, 7, 8, 9, 13 . . . . .	—	722	722	
Bridgewater . . . . .	13	8	259	280					
BROCKTON . . . . .	640	18	1695	2353	Fifth Suffolk District				
East Bridgewater . . . . .	58	4	395	457		No Nomination	All Others	Blanks	Total Votes Cast
Rockland . . . . .	19	3	270	292	BOSTON:				
Stoughton . . . . .	23	—	341	366	Wards 10, 11, 19, 20 . . . . .	—	16	1459	1475
West Bridgewater . . . . .	21	6	402	429					
Totals . . . . .	886	44	3762	4692	Sixth Suffolk District				
*Sticker Candidate						Robert F. Falcon of Boston	Blanks	Total Votes Cast	
First Suffolk District					BOSTON:				
	No Nomination	All Others	Blanks	Total Votes Cast	Wards 12, 14, 18 . . . . .	625	755	1380	
CHelsea . . . . .	—	6	291	297					
EVERETT:					Seventh Suffolk District				
Wards 1, 5 . . . . .	—	—	82	82		No Nomination	Blanks	Total Votes Cast	
REVERE . . . . .	—	33	707	740	BOSTON:				
Saugus . . . . .	—	13	462	475	Wards 15, 16, 17 . . . . .	—	559	559	
Winthrop . . . . .	—	—	438	438	Milton . . . . .	—	1482	1482	
Totals . . . . .	—	52	1980	2032	Totals . . . . .	—	2041	2041	
Second Suffolk District									
	No Nomination	Blanks	Total Votes Cast						
BOSTON:									
Wards 1, 2, 3 . . . . .	—	485	485						
CAMBRIDGE:									
Ward 1 . . . . .	—	48	48						
Totals . . . . .	—	533	533						

REPUBLICAN

Senators — Concluded

First Worcester District				Fourth Worcester District				
	No Nomination	Blanks	Total Votes Cast		Charles R. Puliafico of Webster	Blanks	Total Votes Cast	
Leicester . . . . .	—	120	120	Auburn . . . . .	133	32	165	
Millbury . . . . .	—	70	70	Blackstone . . . . .	26	1	27	
WORCESTER:				Douglas . . . . .	150	31	181	
Wards 4, 5, 6, 7, 8 . . . . .	—	1218	1218	Dudley . . . . .	57	8	65	
Totals . . . . .	—	1408	1408	Grafton . . . . .	313	174	487	
				Hopedale . . . . .	156	18	174	
				Mendon . . . . .	76	11	87	
				Milford . . . . .	1132	1716	2848	
				Millville . . . . .	21	3	24	
				Northbridge . . . . .	116	35	151	
				Oxford . . . . .	69	13	82	
				Shrewsbury . . . . .	272	121	393	
				Southborough . . . . .	316	144	460	
				Sutton . . . . .	61	11	72	
				Upton . . . . .	220	100	320	
				Uxbridge . . . . .	62	13	75	
				Webster . . . . .	131	22	153	
				Westborough . . . . .	534	172	706	
				Totals . . . . .	3845	2625	6470	
Second Worcester District				Worcester, Hampden and Hampshire District				
	Joseph M. Tinsley of Worcester	Blanks	Total Votes Cast		No Nomination	All Others	Blanks	Total Votes Cast
Holden . . . . .	225	31	256	Athol . . . . .	—	—	166	166
West Boylston . . . . .	122	12	134	Barre . . . . .	—	—	61	61
WORCESTER:				Belchertown . . . . .	—	—	338	338
Wards 1, 2, 3, 9, 10 . . . . .	2071	364	2435	Brimfield . . . . .	—	—	52	52
Totals . . . . .	2418	407	2825	Brookfield . . . . .	—	—	83	83
				Charlton . . . . .	—	—	74	74
				East Brookfield . . . . .	—	—	57	57
				Hampden . . . . .	—	—	122	122
				Hardwick . . . . .	—	—	56	56
				Holland . . . . .	—	—	16	16
				Hubbardston . . . . .	—	1	75	76
				Monson . . . . .	—	—	115	115
				New Braintree . . . . .	—	—	9	9
				North Brookfield . . . . .	—	—	402	402
				Oakham . . . . .	—	—	28	28
				Palmer . . . . .	—	1	164	165
				Paxton . . . . .	—	—	50	50
				Petersham . . . . .	—	1	43	44
				Phillipston . . . . .	—	—	24	24
				Princeton . . . . .	—	—	43	43
				Royalston . . . . .	—	—	25	25
				Rutland . . . . .	—	—	60	60
				Southbridge . . . . .	—	3	307	310
				Spencer . . . . .	—	32	287	319
				Sturbridge . . . . .	—	7	276	283
				Templeton . . . . .	—	—	136	136
				Wales . . . . .	—	—	12	12
				Ware . . . . .	—	—	151	151
				Warren . . . . .	—	—	70	70
				West Brookfield . . . . .	—	3	104	107
				Wilbraham . . . . .	—	1	305	306
				Winchendon . . . . .	—	3	42	45
				Totals . . . . .	—	52	3753	3805
Third Worcester District								
	No Nomination	All Others	Blanks	Total Votes Cast				
Ashburnham . . . . .	—	—	86	86				
Boylston . . . . .	—	—	64	64				
Clinton . . . . .	—	—	141	141				
FITCHBURG . . . . .	—	—	357	357				
GARDNER . . . . .	—	—	253	253				
LEOMINSTER . . . . .	—	—	217	217				
Lunenburg . . . . .	—	—	56	56				
Sterling . . . . .	—	1	107	108				
Westminster . . . . .	—	—	81	81				
Totals . . . . .	—	1	1362	1363				

REPUBLICAN

Representatives in the General Court

Barnstable County

First District	Robert C. Allen of Yarmouth	John J. Bowes of Barnstable	Leon L. Dary, Jr. of Barnstable	Theodore Friedrichs of Yarmouth	Stanley T. Plumer of Dennis	Blanks	Total Votes Cast
Barnstable . . . . .	163	1123	783	26	166	38	2299
Dennis . . . . .	98	101	221	8	223	18	669
Yarmouth . . . . .	247	143	358	42	139	9	938
Totals . . . . .	508	1367	1362	76	528	65	3906

Second District	Stephen Weekes of Harwich	Blanks	Total Votes Cast	Third District	John Leo Kowalski, Jr. of Falmouth	Harry A. S. Read, III of Sandwich	Blanks	Total Votes Cast
Brewster . . . . .	130	6	136	Bourne . . . . .	163	340	16	519
Chatham . . . . .	193	7	200	Falmouth . . . . .	625	442	38	1105
Eastham . . . . .	117	5	122	Mashpee . . . . .	27	21	3	51
Harwich . . . . .	236	14	300	Sandwich . . . . .	8	235	12	245
Orleans . . . . .	153	12	165	Totals . . . . .	823	1038	59	1920
Provincetown . . . . .	44	3	47					
Truro . . . . .	28	-	28					
Wellfleet . . . . .	86	3	89					
Totals . . . . .	1037	50	1087					

Berkshire County

First District	No Nomination	All Others	Blanks	Total Votes Cast	Third District	No Nomination	All Others	Blanks	Total Votes Cast
NORTH ADAMS . . . . .	-	9	238	247	Cheshire . . . . .	-	12	14	16
					Lanesborough . . . . .	-	1	77	78
					PITTSFIELD: Wards 1, 2 . . . . .	-	-	179	179
					Totals . . . . .	-	3	270	273

Second District	Edward S. Zelazo of Adams	All Others	Blanks	Total Votes Cast	Fourth District	Joseph N. Barnini of Pittsfield	Blanks	Total Votes Cast
Adams . . . . .	87	-	10	97	PITTSFIELD: Wards 3, 4, 5 . . . . .	284	105	389
Clarksburg . . . . .	38	-	12	50				
Florida . . . . .	39	1	4	44				
New Ashford . . . . .	11	-	6	17				
Savoy . . . . .	9	-	-	9				
Williamstown . . . . .	134	-	20	154				
Totals . . . . .	318	1	52	371				

Second District	No Nomination	Blanks	Total Votes Cast	Fifth District	No Nomination	Blanks	Total Votes Cast
Hancock . . . . .	-	8	8	PITTSFIELD: Wards 6, 7 . . . . .	-	121	121
Totals . . . . .	-	129	129	Totals . . . . .	-	129	129



Representatives in the General Court — Continued

Berkshire County — Concluded

Sixth District				Seventh District			
	Warren A. Turner of Lee	Blanks	Total Votes Cast		Sidney Q. Curtiss of Sheffield	Blanks	Total Votes Cast
Becket . . . . .	11	-	11	Alford . . . . .	19	4	23
Dalton . . . . .	109	14	123	Egremont . . . . .	38	-	38
Hinsdale . . . . .	11	-	11	Gt. Barrington . . . . .	50	5	55
Lee . . . . .	32	-	32	Monterey . . . . .	18	4	22
Lenox . . . . .	103	15	118	Mt. Washington . . . . .	10	2	12
Otis . . . . .	13	3	16	New Marlborough . . . . .	18	1	19
Peru . . . . .	6	-	6	Richmond . . . . .	23	2	25
Tyringham . . . . .	7	1	8	Sandisfield . . . . .	17	1	18
Washington . . . . .	12	3	15	Sheffield . . . . .	41	1	42
Windsor . . . . .	19	1	20	Stockbridge . . . . .	23	4	27
Totals . . . . .	323	37	360	West Stockbridge . . . . .	5	-	5
				Totals . . . . .	262	24	286

Bristol County

First District				Fourth District			
	George I. Spateher of Attleboro	Blanks	Total Votes Cast		Charles L. Flannery of Taunton	Blanks	Total Votes Cast
ATTLEBORO:				TAUNTON:			
Wards 2, 3, 4, 5, 6 . . . . .	898	98	996	Wards 1, 2, 3, 4, 6 . . . . .	720	97	817
Rehoboth . . . . .	195	24	219				
Totals . . . . .	1093	122	1215				
Second District				Fifth District			
	Walker W. O'Brien of Raynham	Blanks	Total Votes Cast		*William Silva of Swansea	All Others	Total Votes Cast
Berkley . . . . .				Berkley . . . . .	24		73
Dighton . . . . .				Dighton . . . . .	24	49	129
Seekonk . . . . .				Seekonk . . . . .	97	102	219
Swansea . . . . .				Swansea . . . . .	108	313	421
Totals . . . . .				Totals . . . . .	253	586	842
				*Sticker Candidate.			
Third District				Sixth District			
	No Nomination	All Others	Total Votes Cast		Ronald A. DeMello of New Bedford	All Others	Total Votes Cast
Easton . . . . .				NEW BEDFORD:			
Mansfield . . . . .				Wards 1, 2 . . . . .	647	42	2028
Norton . . . . .							
Raynham . . . . .							
Totals . . . . .	1500	180	1680				
Seventh District				Seventh District			
	No Nomination	All Others	Total Votes Cast		No Nomination	All Others	Total Votes Cast
TAUNTON:				NEW BEDFORD:			
Wards 5, 7, 8 . . . . .	-	147	601	Wards 3, 4 . . . . .	-	255	2712

Representatives in the General Court — Continued

Bristol County

Eighth District	Joseph D. Saulnier of New Bedford	Antonio J. Lawrence of Dartmouth	All Others	Blanks	Total Votes Cast
Dartmouth . . . . .	606	561	—	485	1652
NEW BEDFORD:					
Wards 5, 6 . . . . .	956	547	3	780	2286
Totals . . . . .	1562	1108	3	1265	3938

Ninth District	Elton A. Ashley of Acushnet	All Others	Blanks	Total Votes Cast
Acushnet . . . . .	119	—	20	139
Fairhaven . . . . .	545	2	63	610
Freetown . . . . .	98	—	20	118
Totals . . . . .	762	2	103	867

Twelfth District	Ronald Mello of Fall River	All Others	Blanks	Total Votes Cast
FALL RIVER:				
Ward 8 . . . . .	509	—	198	707
Westport . . . . .	178	2	27	207
Totals . . . . .	687	2	225	914

Tenth District	Arthur Flores of Fall River	Blanks	Total Votes Cast
FALL RIVER:			
Wards 1, 2, 3 . . . . .	459	1107	1566

Thirteenth District	John C. Reis, Jr. of Somerset	Blanks	Total Votes Cast
FALL RIVER:			
Ward 9 . . . . .	265	132	397
Somerset . . . . .	410	90	500
Totals . . . . .	675	222	897

Eleventh District	Edward Abdallah of Fall River	Blanks	Total Votes Cast
FALL RIVER:			
Wards 4, 5, 6, 7 . . . . .	370	1064	1434

Fourteenth District	Donald T. Bliss of No. Attleborough	Blanks	Total Votes Cast
ATTLEBORO:			
Ward 1 . . . . .	162	19	181
No. Attleborough . . . . .	1074	130	1204
Totals . . . . .	1236	149	1385

Dukes County

First District	Benjamin C. Mayhew, Jr. of Chilmark	Blanks	Total Votes Cast
Chilmark . . . . .	43	2	45
Edgartown . . . . .	125	9	134
Gay Head . . . . .	10	1	11
Gosnold . . . . .	18	1	19
Oak Bluffs . . . . .	131	11	142
Tisbury . . . . .	274	22	296
West Tisbury . . . . .	80	1	81
Totals . . . . .	681	47	728

REPUBLICAN

Representatives in the General Court — Continued

Essex County

First District					Third District					
	*Patrick M. Schrafft of Gloucester	All Others	Blanks	Total Votes Cast		Francis W. Hatch, Jr. of Beverly	Blanks	Total Votes Cast		
<b>GLOUCESTER:</b>					<b>BEVERLY:</b>					
Wards 1, 2, 3, 4, 5	133	4	162	299	Wards 4, 6	606	44	650		
Rockport	163	-	158	321	Hamilton	215	9	224		
Totals	296	4	320	620	Manchester	304	18	322		
*Sticker Candidate.					Topsfield	180	5	185		
					Wenham	168	3	171		
					Totals	1473	79	1552		
Second District					Fourth District					
	John F. Dolan of Ipswich	George J. Geanakos of Ipswich	Blanks	Total Votes Cast		Harold E. Bennett of Beverly	Richard L. Buckley of Beverly	Thomas Bussone of Beverly	Blanks	Total Votes Cast
Essex	144	19	4	167						
Ipswich	1097	444	13	1554						
<b>GLOUCESTER:</b>					<b>BEVERLY:</b>					
Wards 6, 7, 8	252	165	21	438	Wards 1, 2, 3, 5	379	672	787	56	1894
Newbury	174	67	4	245						
Rowley	166	46	3	215						
Totals	1833	741	45	2619						
Fifth District					Sixth District					
	Jerome A. Segal of Danvers	Francis J. Grondin of Danvers	Frank L. Wiggin of Peabody	Blanks	Total Votes Cast		No Nomination	Blanks	Total Votes Cast	
Danvers	1453	847	338	640	3278					
Peabody	547	328	609	452	1836					
Totals	2000	1075	947	1092	5114					
Seventh District					Eighth District					
	J. Hilary Rockett of Marblehead	Blanks	Total Votes Cast		Thomas M. Newth of Swampscott	Blanks	Total Votes Cast			
Marblehead	924	111	1035							
<b>SALEM:</b>					<b>SALEM:</b>					
Wards 1, 2, 4, 5, 6	-	1660	1660	Ward 3	105	50	155			
					Swampscott	467	30	497		
					Totals	572	80	652		
Ninth District										
	Joseph F. Martin of Lynn	Blanks	Total Votes Cast							
<b>LYNN:</b>										
Wards 2, 3, 4	976	2729	3705							
Nahant	97	272	369							
Totals	1073	3001	4074							

REPUBLICAN

Representatives in the General Court — Continued

Essex County — Continued

Tenth District				Eleventh District					
	No Nomination	Blanks	Total Votes Cast		Belden G. Bly, Jr. of Saugus	Russell H. Craig of Lynnfield	Blanks	Total Votes Cast	
LYNN:				Boxford . . . . .	164	164	38	366	
Wards 5, 6 . . . . .	-	770	770	Georgetown . . . . .	186	182	40	408	
				LYNN:					
				Wards 1, 7 . . . . .	491	478	153	1122	
				Lynnfield . . . . .	437	442	85	964	
				Middleton . . . . .	57	51	20	123	
				Saugus . . . . .	428	394	128	950	
				Totals . . . . .	1763	1711	464	3938	
Twelfth District				Fifteenth District					
	William Longworth of Methuen	Arthur Williams of Andover	Theodore C. Burt of Andover	Joseph F. Devaney of Methuen	Frank S. Giles of Methuen	William Stewart of Andover	All Others	Blanks	Total Votes Cast
Andover . . . . .	1184	1602	908	113	324	1645	-	800	6576
LAWRENCE:									
Ward 1 . . . . .	325	276	109	127	280	157	1	570	1845
Methuen:									
Precincts 1, 4, 5 . . . . .	1515	827	691	582	1190	436	-	1698	6939
North Andover . . . . .	478	494	151	72	141	384	-	281	2001
Totals . . . . .	3502	3199	1859	894	1935	2622	1	3349	17361
Thirteenth District				Sixteenth District					
	No Nomination	All Others	Blanks	Total Votes Cast		No Nomination	All Others	Blanks	Total Votes Cast
LAWRENCE:					LAWRENCE:				
Wards 2, 6 . . . . .	-	104	1100	1204	Ward 5 . . . . .	-	96	354	450
Methuen:									
Precinct 3 . . . . .	-	58	892	950					
Totals . . . . .	-	162	1992	2154					
Fourteenth District				Seventeenth District					
	No Nomination	All Others	Blanks	Total Votes Cast		No Nomination	All Others	Blanks	Total Votes Cast
LAWRENCE:					HAVERHILL:				
Wards 3, 4 . . . . .	-	16	188	204	Wards 1, 3, 5 . . . . .	-	364	70	434
Methuen:									
Precinct 2 . . . . .	-	-	131	131					
Totals . . . . .	-	16	319	335					
					Edward W. Kimball of Haverhill				
					William H. Ryan of Haverhill				
					All Others				
					Blanks				
					Total Votes Cast				
HAVERHILL:									
Wards 2, 6, 7 . . . . .					870	580	54	100	1604



Representatives in the General Court — Continued

Hampden County — Continued

Third District				Ninth District				
	Gerald A. W. Barsalou of Chicopee	Blanks	Total Votes Cast		No Nomination	All Others	Blanks	Total Votes Cast
CHICOPEE: Wards 7, 8, 9 . . . . .	430	93	523	SPRINGFIELD: Ward 7 . . . . .	-	215	653	868
Fourth District				Tenth District				
	No Nomination	All Others	Blanks	Total Votes Cast		No Nomination	Blanks	Total Votes Cast
CHICOPEE: Wards 1, 2, 3, 4, . . . . .	-	245	448	693	SPRINGFIELD: Ward 1 . . . . .	-	86	86
Fifth District				Eleventh District				
	No Nomination	Blanks	Total Votes Cast		Audrey J. Dempsey of Agawam	Leslie J. Moore of Agawam	Blanks	Total Votes Cast
SPRINGFIELD: Ward 2 . . . . .	-	330	330	Agawam . . . . .	103	434	15	552
Sixth District				Blandford . . . . .	9	9	1	19
	No Nomination	All Others	Blanks	Total Votes Cast	Chester . . . . .	6	14	22
SPRINGFIELD: Wards 3, 4 . . . . .	-	28	1204	1232	Granville . . . . .	22	11	34
Seventh District				Montgomery . . . . .	12	21	-	33
	Frederick M. Whitney, Jr. of Springfield	Blanks	Total Votes Cast	Russell . . . . .	12	22	1	35
SPRINGFIELD: Ward 5 . . . . .	292	61	353	Southwick . . . . .	52	78	10	140
Eighth District				Tolland . . . . .	3	3	-	6
	Philip K. Kimball of Springfield	Blanks	Total Votes Cast	Totals . . . . .	219	592	30	841
SPRINGFIELD: Ward 6 . . . . .	478	91	569	Twelfth District				
Thirteenth District					No Nomination	Blanks	Total Votes Cast	
	No Nomination	All Others	Blanks	Total Votes Cast	HOLYOKE: Wards 1, 2, 4 . . . . .	-	86	86
HOLYOKE: Wards 3, 6 . . . . .	-	1	191	192				

Representatives in the General Court — Continued

Hampden County — Concluded

Fourteenth District					Sixteenth District				
	No Nomination	All Others	Blanks	Total Votes Cast		Vernon R. Farnsworth, Jr. of Wilbraham	All Others	Blanks	Total Votes Cast
<b>HOLYOKE:</b>					<b>East Longmeadow . . . . .</b>				
Wards 5, 7 . . . . .	-	-	198	198	Longmeadow . . . . .	387	2	19	408
					Wilbraham . . . . .	701	-	51	752
					Totals . . . . .	282	-	24	306
						1370	2	94	1466

Fifteenth District					Seventeenth District				
	No Nomination	All Others	Blanks	Total Votes Cast		No Nomination	Blanks	Total Votes Cast	
<b>WESTFIELD . . . . .</b>					<b>SPRINGFIELD:</b>				
	-	1	320	321	Ward 8 . . . . .	-	591	591	

Eighteenth District				
	David E. Bertrand of W. Springfield	All Others	Blanks	Total Votes Cast
West Springfield . . . . .	265	11	38	314

Hampshire County

First District					Third District				
	*Louis J. Morini of Northampton	All Others	Blanks	Total Votes Cast		Walter B. Mitchell of Easthampton	All Others	Blanks	Total Votes Cast
<b>NORTHAMPTON:</b>					<b>Easthampton . . . . .</b>				
Wards 1, 2, 3, 4, 5	232	42	289	563	Hadley . . . . .	238	-	45	283
*Sticker Candidate					South Hadley . . . . .	61	-	14	75
					Totals . . . . .	340	1	52	393
						639	1	111	751

Second District					Fourth District				
	Richard W. Luce of Northampton	Donald W. Madsen of Southampton	Blanks	Total Votes Cast		Roger J. Langlais of Granby	William Gerry Whitlock of Belchertown	Blanks	Total Votes Cast
Chesterfield . . . . .	25	62	3	90	Amherst . . . . .	127	672	15	814
Cumington . . . . .	26	27	2	55	Belchertown . . . . .	58	275	5	338
Goshen . . . . .	28	42	3	73	Granby . . . . .	162	99	4	265
Hatfield . . . . .	10	26	-	36	Pelham . . . . .	11	56	2	69
Huntington . . . . .	14	20	1	35	Ware . . . . .	20	123	8	151
Middlefield . . . . .	4	16	-	20	Totals . . . . .	378	1225	34	1637
<b>NORTHAMPTON:</b>					<b>WORTHINGTON:</b>				
Wards 6, 7 . . . . .	164	89	6	259					
Plainfield . . . . .	8	20	-	28					
Southampton . . . . .	8	277	3	288					
Westhampton . . . . .	3	58	-	61					
Williamsburg . . . . .	106	123	7	236					
Worthington . . . . .	10	28	2	40					
Totals . . . . .	406	788	27	1221					

REPUBLICAN

Representatives in the General Court — Continued

Middlesex County

First District				Second District			
	No Nomination	Blanks	Total Votes Cast				Total Votes Cast
CAMBRIDGE: Wards 1, 2, 3 . . . . .	—	648	648		Mary B. Newman of Cambridge		
SOMERVILLE: Ward 2 . . . . .	—	88	88		John Brandt of Cambridge		
Totals . . . . .	—	736	736	CAMBRIDGE: Wards 4, 5, 6, 8	877	733	225
							195
							2030

Third District				Total Votes Cast			
Belmont: Precinct 8 . . . . .					Raymond F. Frieseeke of Cambridge		
CAMBRIDGE: Wards 7, 9, 10, 11 . . . . .						Blanks	
Totals . . . . .							
							566
							1278
							1844

Fourth District				Total Votes Cast			
NEWTON: Wards 1, 2, 3 . . . . .				Wigmore A. Pierson of Newton			
WALTHAM: Ward 6 . . . . .				Arthur S. Scipione of Newton		All Others	
Totals . . . . .						Blanks	
							3818
							238
							4056

Fifth District				Total Votes Cast			
	Theodore D. Mann of Newton	Benjamin Shattuck of Newton	Blanks	Total Votes Cast			
NEWTON: Wards 5, 6, 7, 8 . . . . .	2422	2242	1438	6102			

Seventh District				Total Votes Cast			
WALTHAM: Wards 1, 2, 3, 4, 5, 7 . . . . .				Charles A. Chaprales of Waltham		Blanks	
							1456

Sixth District				Total Votes Cast			
	No Nomination	Blanks	Total Votes Cast				
Natick . . . . .	—	678	678				

Eighth District				Total Votes Cast			
	Robert A. Belmonte of Framingham,	Elbert Tuttle of Framingham	Blanks	Total Votes Cast			
Ashland . . . . .	84	83	15	182			
Framingham . . . . .	719	738	229	1686			
Holliston . . . . .	162	166	24	352			
Hopkinton . . . . .	88	97	31	216			
Sherborn . . . . .	91	93	20	204			
Totals . . . . .	1144	1177	319	2640			



Representatives in the General Court -- Continued

Middlesex County -- Continued

Ninth District				Eleventh District					
	No Nomination	Blanks	Total Votes Cast		George W. Shattuck of Pepperell	Blanks	Total Votes Cast		
MARLBOROUGH . . . . .	-	348	348	Ashby . . . . .	32	1	33		
				Ayer . . . . .	68	1	69		
				Groton . . . . .	132	5	137		
				Pepperell . . . . .	120	3	123		
				Shirley . . . . .	32	3	35		
				Townsend . . . . .	22	1	23		
				Totals . . . . .	466	14	480		
Tenth District				Twelfth District					
	Howard E. Boeske of Maynard	Blanks	Total Votes Cast		No Nomination	All Others	Blanks	Total Votes Cast	
Boxborough . . . . .	51	5	56	Dracut . . . . .	-	59	584	643	
Hudson . . . . .	48	11	59	Dunstable . . . . .	-	1	32	33	
Maynard . . . . .	122	15	137	Tyngsborough . . . . .	-	1	124	125	
Stow . . . . .	121	8	129	Westford . . . . .	-	-	162	162	
Totals . . . . .	342	39	381	Totals . . . . .	-	61	902	963	
Thirteenth District				Sixteenth District					
				John K. Holmer of Littleton	John A. S. McGlennon of Concord	Louis K. McNally, Jr. of Concord	Blanks	Total Votes Cast	
Acton . . . . .				222	400	271	10	903	
Concord . . . . .				49	806	995	19	1869	
Littleton . . . . .				637	35	7	3	682	
Sudbury . . . . .				101	356	87	12	556	
Totals . . . . .				1009	1597	1360	44	4010	
Fourteenth District				Seventeenth District					
	No Nomination	All Others	Total Votes Cast		Edward M. Dickson of Weston	All Others	Blanks	Total Votes Cast	
LOWELL: Wards 3, 6, 7, 8 . . . . .	-	6	2920	2926	NEWTON: Ward 4 . . . . .	638	-	87	725
					Wayland . . . . .	262		29	291
					Weston . . . . .	975	3	63	1041
					Totals . . . . .	1875	3	179	2057
Fifteenth District				Sixteenth District					
	John Janas of Lowell	Blanks	Total Votes Cast		Thomas C. Quinn of Malden	Blanks	Total Votes Cast		
LOWELL: Wards 1, 2, 4, 5, 9, 10, 11 . . . . .	1231	3095	4326	MALDEN: Wards 2, 3, 4 . . . . .	361	85	446		

REPUBLICAN

Representatives in the General Court — Continued

Middlesex County — Continued

<b>Eighteenth District</b>					
	Frank D. Tanner of Reading		Blanks	Total Votes Cast	
North Reading . . . . .	148		17	165	
Reading . . . . .	740		32	772	
Totals . . . . .	888		49	937	
<b>Nineteenth District</b>					
	Richard J. Hanson of Tewksbury	Michael Tomyl of Billerica	Chester C. Sandberg of Billerica	Blanks	Total Votes Cast
Billerica . . . . .	53	146	402	16	617
Tewksbury . . . . .	233	68	28	8	337
Totals . . . . .	286	214	430	24	954
<b>Twentieth District</b>					
		No Nomination	Blanks	Total Votes Cast	
EVERETT: Wards 2, 3, 4, 6 . . . . .		—	1678	1678	
<b>Twenty-first District</b>					
			John F. Sullivan of Malden	Blanks	Total Votes Cast
MALDEN: Wards 1, 5, 6, 7, 8 . . . . .			678	1216	1894
<b>Twenty-second District</b>					
	Lloyd E. Conn of Melrose	William G. Robinson of Melrose	Theodore J. Vaites of Melrose	Blanks	Total Votes Cast
MELROSE . . . . .	2470	1619	1179	942	6210
Stoneham . . . . .	451	422	281	186	1340
Totals . . . . .	2921	2041	1460	1128	7550

REPUBLICAN

Representatives in the General Court — Continued

Middlesex County — Continued

Twenty-third District				Gregory B. Klachadoorian of Arlington	Janet K. Starr of Belmont	Howard D. Sharpe of Belmont	All Others	Blanks	Total Votes Cast
Arlington: Precincts 8, 10, 12, 14 . . . . .				957	766	290	1	204	2218
Belmont: Precincts 1, 2, 3, 4, 5, 6, 7 . . . . .				1249	1702	1101	—	528	4580
Totals . . . . .				2206	2468	1391	1	732	6798

Twenty-fourth District				Twenty-eighth District			
				*Chester J. O'Brien of Arlington	All Others	Blanks	Total Votes Cast
EVERETT: Ward 1 . . . . .				16	53	69	
SOMERVILLE: Wards 1, 3, 4, 5 . . . . .				519	1839	2358	
Totals . . . . .				535	1892	2427	
Arlington: Precincts 2, 4, 6, 7, 9, 11, 13 . . . . .				203	8	848	1059
*Sticker Candidate.							

Twenty-fifth District				Twenty-ninth District				
				Harrison Chadwick of Winchester				
				All Others	Blanks	Total Votes Cast	Total Votes Cast	
ARLINGTON: Precincts 1, 3, 5 . . . . .				—	11	549	560	
SOMERVILLE: Wards 6, 7 . . . . .				—	58	1104	1162	
Totals . . . . .				—	69	1653	1722	
Winchester . . . . .				1268	68	1336		

Twenty-sixth District				Thirtieth District				
				Robert W. Cerren-tani of Wakefield				
				All Others	Blanks	Total Votes Cast	Total Votes Cast	
MEDFORD: Wards 2, 3, 4, 5, 6 . . . . .				1165	1	3424	4590	
Watertown . . . . .				—	133	1451	1584	

Twenty-seventh District				Thirty-first District			
				All Others	Blanks	Total Votes Cast	Total Votes Cast
EVERETT: Ward 5 . . . . .				—	59	59	
MEDFORD: Wards 1, 7 . . . . .				—	235	235	
Totals . . . . .				—	294	294	
Wakefield . . . . .				545	4	45	594

REPUBLICAN

Representatives in the General Court — Continued

Middlesex County — Concluded

Thirty-second District				Thirty-fourth District			
Woburn:	No Nomination	Blanks	Total Votes Cast	Burlington	Robert H. Gordon of Burlington	Blanks	Total Votes Cast
Wards 1, 2, 3, 4, 5 . . .	-	193	193	Burlington . . . . .	254	20	274
				Wilmington . . . . .	210	26	236
				Woburn:			
				Wards 6, 7 . . . . .	133	26	159
				Totals . . . . .	597	72	669

Thirty-third District				Thirty-fifth District			
Lexington	Lincoln P. Cole, Jr. of Lexington	Blanks	Total Votes Cast	Bedford	Paula K. Lewellen of Bedford	All Others	Total Votes Cast
Lexington . . . . .	997	97	1094	Bedford . . . . .	232	4	317
				Carlisle . . . . .	75	12	93
				Chelmsford . . . . .	447	-	512
				Lincoln . . . . .	237	-	300
				Totals . . . . .	991	6	1222

Nantucket County

First District		Arthur L. Desrocher of Nantucket	Blanks	Total Votes Cast
Nantucket . . . . .		151	-	151

Norfolk County

First District		Amelio A. Della Chiesa of Quincy	Walter J. Hannon of Quincy	Joseph E. Walsh of Quincy	Blanks	Total Votes Cast
QUINCY:						
Wards 3, 4, 5, 6 . . . . .	2778	2536	2367	1472	9153	

Second District		Francis X. McCauley of Quincy	Blanks	Total Votes Cast
QUINCY:				
Ward 1 . . . . .	937	135	1072	

REPUBLICAN

Representatives in the General Court — Continued

Norfolk County — Continued

Third District		Herbert B. Hollis of Braintree	Roger W. Arnold of Braintree	Marjorie L. Crispin of Braintree	Frank P. Paoluccio of Braintree	All Others	Blanks	Total Votes Cast
Braintree		1875	709	1194	235	1	450	4464
QUINCY: Ward 2		216	103	122	110	-	155	706
Totals		2091	812	1316	345	1	605	5170

Fourth District		Andrew H. Carl of Holbrook	*Walter B. Heffernan of Weymouth	All Others	Blanks	Total Votes Cast
Holbrook		259	19	-	291	552
Weymouth		1562	223	10	2088	3888
Totals		1821	230	10	2379	4440

\*Sticker Candidate.

Fifth District		Joseph M. Cunningham, Jr. of Milton	Albert S. Raffi of Milton	John W. Wright of Milton	Blanks	Total Votes Cast
Avon		74	13	80	35	202
Milton		1161	201	1166	436	2964
Randolph		263	58	266	245	832
Totals		1498	272	1512	716	3998

Sixth District		Carl H. Bonhard of Stoughton	Blanks	Total Votes Cast
Canton		250	34	284
Stoughton		308	58	366
Totals		558	92	650

Eighth District		Daniel H. Rider of Needham	All Others	Blanks	Total Votes Cast
Needham		2952	4	296	3252

Seventh District		Harold E. Rosen of Dedham	Blanks	Total Votes Cast
Dedham		894	61	958

Ninth District		David H. Locke of Wellesley	Blanks	Total Votes Cast
Wellesley		3408	349	3757

REPUBLICAN

Representatives in the General Court — Continued

Norfolk County — Concluded

Tenth District	John M. Devine, Jr. of Dover	William C. Greene of Dover	Charles W. Long of Westwood	Blanks	Total Votes Cast
Dover . . . . .	249	327	508	2	1086
Medfield . . . . .	135	147	406	18	706
Norfolk . . . . .	68	91	79	9	247
Plainville . . . . .	86	91	224	14	415
Westwood . . . . .	175	228	1043	24	1470
Wrentham . . . . .	101	123	177	15	416
Totals . . . . .	814	1007	2437	82	4340

Eleventh District	Alan Paul Danovich of Norwood	Ruth M. Vance of Walpole	Blanks	Total Votes Cast	Twelfth District	Sarkis Barsamian of Medway	John F. St. Cyr of Millis	Blanks	Total Votes Cast
Foxborough . . . . .	377	385	196	958	Bellingham . . . . .	80	179	11	270
Norwood . . . . .	578	463	259	1300	Franklin . . . . .	91	348	13	452
Sharon . . . . .	325	306	149	780	Medway . . . . .	260	136	2	398
Walpole . . . . .	552	685	383	1620	Millis . . . . .	39	318	5	362
Totals . . . . .	1832	1839	987	4658	Totals . . . . .	470	981	31	1482

Thirteenth District	Freyda P. Koplou of Brookline	Roger W. Stern of Brookline	Blanks	Total Votes Cast
Brookline . . . . .	2102	1648	4386	8136

Plymouth County

First District	Murray Snow of Scituate	George C. Young of Scituate	Blanks	Total Votes Cast	Second District	Alfred R. Shrigley of Hingham	All Others	Blanks	Total Votes Cast
Cohasset . . . . . (Norfolk County)	160	609	28	797	Hanover . . . . .	230	1	18	249
Hull . . . . .	59	81	13	153	Hingham . . . . .	590	-	41	631
Scituate . . . . .	483	992	10	1485	Norwell . . . . .	259	-	10	269
Totals . . . . .	702	1682	51	2435	Totals . . . . .	1079	1	69	1149

Third District	*William J. Cantelmo of Rockland	All Others	Blanks	Total Votes Cast
Abington . . . . .	143	-	271	414
Rockland . . . . .	58	4	230	292
Totals . . . . .	201	4	501	706

\*Sticker Candidate.

Representatives in the General Court — Continued

Plymouth County — Concluded

Fourth District	Henry H. Holden of Pembroke	Charles W. Mann of Hanson	John Grother Miles of Pembroke	Alexander H. Rutledge of Marshfield	Blanks	Total Votes Cast
Hanson . . . . .	28	312	126	21	4	491
Marshfield . . . . .	13	123	194	162	19	813
Pembroke . . . . .	255	172	206	18	6	657
Whitman . . . . .	61	272	169	57	12	565
Totals . . . . .	390	881	686	561	41	2559

Fifth District	John A. Armstrong of Plymouth	All Others	Blanks	Total Votes Cast
Duxbury . . . . .	205	—	10	215
Kingston . . . . .	162	1	12	175
Plymouth . . . . .	350	—	22	372
Totals . . . . .	717	1	44	762

Sixth District	Gibbs V. Bray of Rochester	Robert B. Barrrell of Marion	Greenwood Hartley, Jr. of Rochester	Frank Jenkins of Lakeville	Charles A. MacKenzie, Jr. of Wareham	Robert L. Tassimari of Wareham	George S. White of Mattapoisett	All Others	Blanks	Total Votes Cast
Carver . . . . .	4	5	33	14	67	11	3	6	4	147
Lakeville . . . . .	4	6	33	398	62	5	0	3	6	517
Marion . . . . .	13	30	182	3	158	22	13	71	8	500
Mattapoisett . . . . .	15	25	152	1	154	10	123	21	10	511
Plympton . . . . .	6	2	17	2	12	5	2	2	3	53
Rochester . . . . .	52	1	207	2	64	5	1	3	2	336
Wareham . . . . .	22	14	98	9	917	239	14	11	11	1335
Totals . . . . .	118	82	722	429	1434	297	156	117	44	3399

Seventh District	Donald H. Randall of Halifax	All Others	Blanks	Total Votes Cast
Bridgewater . . . . .	170	63	45	280
Halifax . . . . .	119	7	4	130
Middleborough . . . . .	434	53	66	553
Totals . . . . .	723	123	115	963

Ninth District	No Nomination	All Others	Blanks	Total Votes Cast
BROCKTON: Wards 1, 2, 4, 5 . . . . .	—	81	1591	1672

Eighth District	Karl S. Nordin of East Bridgewater	Kenneth E. MacMillen of East Bridgewater	Blanks	Total Votes Cast
BROCKTON: Ward 3 . . . . .	852	189	35	1076
E. Bridgewater . . . . .	397	52	8	457
W. Bridgewater . . . . .	314	102	13	429
Totals . . . . .	1563	343	56	1962

Tenth District	No Nomination	All Others	Blanks	Total Votes Cast
BROCKTON: Wards 6, 7 . . . . .	—	2	439	441

REPUBLICAN

Representatives in the General Court — Continued

Suffolk County

First District			Second District		
	No Nomination	Total Votes Cast			Total Votes Cast
BOSTON: Ward 1 . . . . .	-	351	BOSTON: Ward 2 . . . . .	John F. Upton of Boston	55
				Blanks	
Third District			Total Votes Cast		
			Maurice E. Frye, Jr. of Boston		
BOSTON: Wards 3, 5 . . . . .			John W. Sears of Boston	Dominic V. Sacchetti of Boston	5055
				Blanks	
Fourth District			Total Votes Cast		
			No Nomination	All Others	
BOSTON: Wards 4, 10 . . . . .			-	37	2805
				Blanks	
Fifth District			Total Votes Cast		
			No Nomination		
BOSTON: Wards 6, 7 . . . . .			-		510
				Blanks	
Sixth District			Total Votes Cast		
			Albert Alfred Dunn of Boston		
BOSTON: Ward 8 . . . . .				Blanks	132
Seventh District			Total Votes Cast		
			Alfred S. Brothers of Boston	Frederick E. Walden of Boston	
BOSTON: Wards 9, 12 . . . . .			612	289	2685
				All Others	
				Blanks	



*Representatives in the General Court — Continued*

**Suffolk County — Continued**

<b>Eighth District</b>				<b>Thirteenth District</b>					
	Kenneth A. MacDonald of Boston	Blanks	Total Votes Cast		No Nomination	Blanks	Total Votes Cast		
BOSTON:				BOSTON:					
Wards 11, 19 . . . . .	407	1534	1941	Ward 17 . . . . .	-	504	504		
<b>Ninth District</b>				<b>Fourteenth District</b>					
	Thomas A. Holmberg of Boston	Blanks	Total Votes Cast		No Nomination	Blanks	Total Votes Cast		
BOSTON:				BOSTON:					
Ward 13 . . . . .	73	83	156	Ward 18 . . . . .	-	1287	1287		
<b>Tenth District</b>				<b>Fifteenth District</b>					
	No Nomination	Blanks	Total Votes Cast		Ronald A. McIntyre of Boston	Blanks	Total Votes Cast		
BOSTON:				BOSTON:					
Ward 14 . . . . .	-	640	640	Ward 20 . . . . .	474	744	1218		
<b>Eleventh District</b>				<b>Sixteenth District</b>					
	No Nomination	Blanks	Total Votes Cast		Richard Bergman of Boston	Charles Costello of Boston	Blanks	Total Votes Cast	
BOSTON:				BOSTON:				Total Votes Cast	
Ward 15 . . . . .	-	108	108	Ward 21 . . . . .	391	389	366	1146	
<b>Twelfth District</b>				<b>Seventeenth District</b>					
	Paul F. O'Brien of Boston	Blanks	Total Votes Cast		Thomas J. Barry of Boston	Brian P. Conlon of Boston	Frederick R. Leverone of Boston	Blanks	Total Votes Cast
BOSTON:				BOSTON:					
Ward 16 . . . . .	147	251	398	Ward 22 . . . . .	305	147	220	206	878

REPUBLICAN

Representatives in the General Court — Continued

Suffolk County — Concluded

Eighteenth District					No Nomination	All Others	Blanks	Total Votes Cast
CHELSEA:								
Ward 3					—	—	58	58
REVERE					—	120	1360	1480
Totals					—	120	1418	1538

Nineteenth District					Twentieth District			
	No Nomination	All Others	Blanks	Total Votes Cast		Anthony V. Marino of Winthrop	Blanks	Total Votes Cast
CHELSEA:								
Wards 1, 2, 4, 5	—	3	236	297	Winthrop	341	97	438

Worcester County

First District					Third District			
	Robert F. Smith of Hardwick	All Others	Blanks	Total Votes Cast		Edward D. Harrington, Jr., of Holden	Blanks	Total Votes Cast
Athol	147	12	17	166	Boylston	55	9	64
Hardwick	51	—	5	56	Holden	243	13	256
Petersham	41	—	3	44	New Braintree	9	—	9
Royalston	24	—	1	25	Oakham	26	2	28
Winchendon	36	1	8	45	Paxton	47	3	50
Totals	248	3	29	280	Princeton	42	1	43
					Rutland	57	3	60
					Sterling	101	7	108
					W. Boylston	125	9	134
					Totals	705	47	752

Second District					Fourth District				
	Richard Lyon, Jr. of Hubbardston		Blanks	Total Votes Cast		George O. Hanson of North Brookfield	All Others	Blanks	Total Votes Cast
Ashburnham	72		14	86	Brookfield	72	9	2	83
Barre	51		10	61	E. Brookfield	34	22	1	57
FITCHBURG:					No. Brookfield	366	32	4	402
Ward 3	37		42	79	Spencer	83	226	10	319
Hubbardston	68		8	76	Warren	47	19	4	70
Phillipston	23		1	24	W. Brookfield	79	21	7	107
Templeton	123		13	136	Totals	681	329	28	1038
Westminster	74		7	81					
Totals	448		95	543					

Representatives in the General Court -- Continued

Worcester County -- Continued

Fifth District	*Paul J. Corriveau of Sturbridge	All Others	Blanks	Total Votes Cast	Sixth District			Total Votes Cast
					Dudley	Webster	Totals	
Southbridge . . . . .	171	—	139	310	—	—	—	—
Sturbridge . . . . .	202	4	77	283	—	—	65	65
Totals . . . . .	373	4	216	593	—	1	152	153
*Sticker Candidate.					—	1	217	218

Seventh District	John S. Gauthier of Charlton	John C. Miller of Charlton	Blanks	Total Votes Cast
Charlton . . . . .	52	52	44	140
Leicester . . . . .	98	97	45	240
Millbury . . . . .	58	58	24	140
Oxford . . . . .	65	69	30	164
Totals . . . . .	405	415	202	1022

Eighth District	Hector A. Girouard of Uxbridge	*Richard T. Larkin of Northbridge	All Others	Blanks	Total Votes Cast
Douglas . . . . .	144	95	3	120	362
Hopedale . . . . .	144	44	—	160	348
Mendon . . . . .	67	20	—	87	174
Millville . . . . .	18	9	—	21	48
Northbridge . . . . .	112	88	—	102	302
Sutton . . . . .	55	20	—	69	144
Uxbridge . . . . .	63	17	1	69	150
Totals . . . . .	620	303	4	655	1582
*Sticker Candidate.					

Ninth District	Nathan Rosenfeld of Milford	Donald R. Banks of Southborough	Wesley A. Elvidge of Grafton	Blanks	Total Votes Cast
Milford . . . . .	2755	313	243	2385	5696
Southborough . . . . .	105	415	327	73	920
Upton . . . . .	166	192	189	93	640
Westborough . . . . .	201	619	509	83	1412
Totals . . . . .	3361	1882	1672	2727	9642

Representatives in the General Court — Continued

Worcester County — Continued

Tenth District					Fifteenth District				
	Anthony P. Grosso of Shrewsbury	All Others	Blanks	Total Votes Cast		No Nomination	Blanks	Total Votes Cast	
Berlin . . . . .	67	—	6	73	GARDNER . . . . .	—	253	253	
Bolton . . . . .	61	—	6	67					
Harvard . . . . .	111	—	—	116	Sixteenth District				
Northborough . . . . .	150	—	—	157		Albert A. Gammal, Jr. of Worcester	Blanks	Total Votes Cast	
Shrewsbury . . . . .	349	4	40	393	WORCESTER: Ward 1 . . . . .	740	78	818	
Totals . . . . .	738	4	64	806					
Eleventh District					Seventeenth District				
		No Nomination	Blanks	Total Votes Cast		Lawrence A. Bacon of Worcester	Ruth V. Johnson of Worcester	Blanks	Total Votes Cast
Clinton . . . . .		—	141	141	WORCESTER: Wards 2, 3 . . . . .	523	527	308	1358
Lancaster . . . . .		—	98	98					
LEOMINSTER: Ward 3 . . . . .		—	34	34	Eighteenth District				
Totals . . . . .		—	273	273			No Nomination	Blanks	Total Votes Cast
Twelfth District					WORCESTER: Ward 4 . . . . .	—	—	233	233
		No Nomination	Blanks	Total Votes Cast	Nineteenth District				
LEOMINSTER: Wards 1, 2, 4, 5 . . . . .		—	183	183			No Nomination	Blanks	Total Votes Cast
Thirteenth District					WORCESTER: Wards 5, 6 . . . . .	—	—	818	818
		No Nomination	Blanks	Total Votes Cast	Twentieth District				
FITCHBURG: Wards 4, 5, 6 . . . . .		—	173	173			Chris E. Litsas of Worcester	Blanks	Total Votes Cast
Lunenburg . . . . .		—	56	56	WORCESTER: Wards 7, 8 . . . . .	434	—	718	1152
Totals . . . . .		—	229	229					
Fourteenth District									
		No Nomination	Blanks	Total Votes Cast					
FITCHBURG: Wards 1, 2 . . . . .		—	105	105					

REPUBLICAN

Representatives in the General Court — Concluded

Worcester County — Concluded

Twenty-first District				Twenty-second District			
	George J. Ratte of Worcester	Blanks	Total Votes Cast		Duane T. Sargisson of Worcester	Blanks	Total Votes Cast
WORCESTER: Ward 9 . . . . .	337	93	430	WORCESTER: Ward 10 . . . . .	446	62	508

District Attorney

Suffolk District				Northern District — Concluded				
	No Nomination	Blanks	Total Votes Cast		James N. Gabriel of Cambridge	Blanks	Total Votes Cast	
BOSTON . . . . .	—	7781	7781	Stoneham . . . . .	566	104	670	
CHELSEA . . . . .	—	297	297	Stow . . . . .	116	13	129	
REVERE . . . . .	—	740	740	Sudbury . . . . .	472	84	556	
Winthrop . . . . .	—	438	438	Tewksbury . . . . .	280	57	337	
Totals . . . . .	—	9256	9256	Townsend . . . . .	78	5	83	
				Tyngsborough . . . . .	104	21	125	
				Wakefield . . . . .	521	73	594	
				WALTHAM . . . . .	669	178	847	
				Watertown . . . . .	641	151	792	
				Wayland . . . . .	252	39	291	
				Westford . . . . .	137	25	162	
				Weston . . . . .	909	132	1041	
				Wilmington . . . . .	209	27	236	
				Winchester . . . . .	1087	249	1336	
				WOBURN . . . . .	271	81	352	
				Totals . . . . .	34495	8553	43048	
Northern District				Eastern District				
	James N. Gabriel of Cambridge	Blanks	Total Votes Cast		No Nomination	All Others	Blanks	Total Votes Cast
Acton . . . . .	800	103	903	Amesbury . . . . .	—	—	380	380
Arlington . . . . .	2149	299	2448	Andover . . . . .	—	—	2192	2192
Ashby . . . . .	29	4	33	BEVERLY . . . . .	—	1	2543	2544
Ashland . . . . .	76	15	91	Boxford . . . . .	—	—	183	183
Ayer . . . . .	65	4	69	Danvers . . . . .	—	—	1639	1639
Bedford . . . . .	272	45	317	Essex . . . . .	—	—	167	167
Belmont . . . . .	2157	416	2573	Georgetown . . . . .	—	3	201	204
Billerica . . . . .	500	117	617	GLOUCESTER . . . . .	—	2	735	737
Boxborough . . . . .	52	4	56	Groveland . . . . .	—	—	232	232
Burlington . . . . .	239	35	274	Hamilton . . . . .	—	1	223	224
CAMBRIDGE . . . . .	1614	364	1978	HAVERHILL . . . . .	—	3	2409	2412
Carlisle . . . . .	79	14	93	Ipswich . . . . .	—	1	1553	1554
Chelmsford . . . . .	456	56	512	LAWRENCE . . . . .	—	4	1867	1871
Concord . . . . .	1411	458	1869	LYNN . . . . .	—	—	2181	2181
Dracut . . . . .	430	213	643	Lynnfield . . . . .	—	—	482	482
Dunstable . . . . .	26	7	33	Manchester . . . . .	—	7	315	322
EVERETT . . . . .	604	317	921	Marblehead . . . . .	—	2	1033	1035
Framingham . . . . .	696	147	843	Merrimac . . . . .	—	—	176	176
Groton . . . . .	122	15	137	Methuen . . . . .	—	—	2919	2919
Holliston . . . . .	165	11	176	Middleton . . . . .	—	—	64	64
Hopkinton . . . . .	91	17	108	Nahant . . . . .	—	—	123	123
Hudson . . . . .	49	10	59	Newbury . . . . .	—	—	245	245
Lexington . . . . .	890	204	1094	NEWBURYPORT . . . . .	—	—	472	472
Lincoln . . . . .	250	50	300	North Andover . . . . .	—	—	667	667
Littleton . . . . .	537	145	682	PEABODY . . . . .	—	—	918	918
LOWELL . . . . .	2088	817	2905	Rockport . . . . .	—	1	320	321
MALDEN . . . . .	1041	352	1393	Rowley . . . . .	—	2	213	215
MARLBOROUGH . . . . .	288	60	348					
Maynard . . . . .	117	20	137					
MEDFORD . . . . .	1345	420	1765					
MELROSE . . . . .	2210	895	3105					
Natick . . . . .	542	136	678					
NEWTON . . . . .	4661	1024	5685					
North Reading . . . . .	136	29	165					
Pepperell . . . . .	100	23	123					
Reading . . . . .	697	75	772					
Sherborn . . . . .	91	11	102					
Shirley . . . . .	32	3	35					
SOMERVILLE . . . . .	1076	379	1455					

REPUBLICAN

District Attorney — Continued

Eastern District — Concluded				Middle District — Continued					
	No Nomination	All Others	Blanks	Total Votes Cast		No Nomination	All Others	Blanks	Total Votes Cast
SALEM . . . . .	-	-	985	985	Westborough . . . . .	-	-	706	706
Salisbury . . . . .	-	1	121	122	Westminster . . . . .	-	-	81	81
Saugus . . . . .	-	1	474	475	Winchendon . . . . .	-	-	45	45
Swampscott . . . . .	-	-	497	497	WORCESTER . . . . .	-	2	3651	3653
Topsfield . . . . .	-	-	185	185	Totals . . . . .	-	11	15094	15105
Wenham . . . . .	-	1	170	171					
West Newbury . . . . .	-	-	130	130					
Totals . . . . .	-	30	27014	27044					

Middle District				Norfolk District					
	No Nomination	All Others	Blanks	Total Votes Cast		Edward H. Libertine of Braintree	Walter E. Palmer of Brookline	Blanks	Total Votes Cast
Ashburnham . . . . .	-	-	86	86	Avon . . . . .	36	57	8	101
Athol . . . . .	-	-	166	166	Bellingham . . . . .	103	142	25	270
Auburn . . . . .	-	-	165	165	Braintree . . . . .	1523	661	108	2232
Barre . . . . .	-	-	61	61	Brookline . . . . .	343	2032	337	2712
Berlin . . . . .	-	-	73	73	Canton . . . . .	133	138	13	284
Blackstone . . . . .	-	-	27	27	Cohasset . . . . .	517	232	48	797
Bolton . . . . .	-	1	66	67	Dedham . . . . .	365	513	80	958
Boylston . . . . .	-	-	64	64	Dover . . . . .	365	562	159	1086
Brookfield . . . . .	-	-	83	83	Foxborough . . . . .	219	236	24	479
Charlton . . . . .	-	-	74	74	Franklin . . . . .	159	233	60	452
Clinton . . . . .	-	-	141	141	Holbrook . . . . .	160	99	17	276
Douglas . . . . .	-	2	179	181	Medfield . . . . .	222	393	91	706
Dudley . . . . .	-	-	65	65	Medway . . . . .	164	197	37	398
East Brookfield . . . . .	-	-	57	57	Millis . . . . .	118	194	50	362
FITCHBURG . . . . .	-	-	357	357	Milton . . . . .	702	662	118	1482
GARDNER . . . . .	-	-	253	253	Needham . . . . .	1060	1855	337	3252
Grafton . . . . .	-	-	487	487	Norfolk . . . . .	83	137	27	247
Hardwick . . . . .	-	-	56	56	Norwood . . . . .	296	294	60	650
Harvard . . . . .	-	-	116	116	Plainville . . . . .	167	206	42	415
Holden . . . . .	-	-	256	256	Quincy . . . . .	2970	1196	310	4476
Hopedale . . . . .	-	-	174	174	Randolph . . . . .	230	120	66	416
Hubbardston . . . . .	-	2	74	76	Sharon . . . . .	191	172	27	390
Lancaster . . . . .	-	-	98	98	Stoughton . . . . .	169	158	39	366
Leicester . . . . .	-	-	120	120	Walpole . . . . .	376	365	69	810
LEOMINSTER . . . . .	-	-	217	217	Wellesley . . . . .	1269	2062	426	3757
Lunenburg . . . . .	-	-	56	56	Westwood . . . . .	489	833	148	1470
Mendon . . . . .	-	-	87	87	Weymouth . . . . .	1235	616	93	1944
Millford . . . . .	-	-	2848	2848	Wrentham . . . . .	115	24	47	416
Millbury . . . . .	-	-	70	70	Totals . . . . .	13896	14529	2866	31204
Millville . . . . .	-	-	24	24					
New Braintree . . . . .	-	-	9	9					
North Brookfield . . . . .	-	-	402	402					
Northborough . . . . .	-	-	157	157					
Northbridge . . . . .	-	-	151	151					
Oakham . . . . .	-	-	28	28					
Oxford . . . . .	-	-	82	82					
Paxton . . . . .	-	-	50	50					
Petersham . . . . .	-	1	43	44					
Phillipston . . . . .	-	-	24	24					
Princeton . . . . .	-	-	43	43					
Royalston . . . . .	-	-	25	25					
Rutland . . . . .	-	-	60	60					
Shrewsbury . . . . .	-	-	393	393					
Southborough . . . . .	-	1	459	460					
Southbridge . . . . .	-	-	310	310					
Spencer . . . . .	-	1	318	319					
Sterling . . . . .	-	-	108	108					
Sturbridge . . . . .	-	-	283	283					
Sutton . . . . .	-	-	72	72					
Templeton . . . . .	-	-	136	136					
Upton . . . . .	-	-	320	320					
Uxbridge . . . . .	-	-	75	75					
Warren . . . . .	-	-	70	70					
Webster . . . . .	-	-	153	153					
West Boylston . . . . .	-	-	134	134					
West Brookfield . . . . .	-	1	106	107					

Plymouth District				
	John P. Wheatley of Abington	All Others	Blanks	Total Votes Cast
Abington . . . . .	390	-	24	414
Bridgewater . . . . .	263	-	17	280
BROCKTON . . . . .	2158	1	194	2353
Carver . . . . .	128	-	19	147
Duxbury . . . . .	206	-	9	215
East Bridgewater . . . . .	417	-	40	457
Halifax . . . . .	120	-	10	130
Hanover . . . . .	235	-	14	249
Hanson . . . . .	434	-	60	494
Hingham . . . . .	600	-	31	631
Hull . . . . .	130	-	23	153
Kingston . . . . .	166	-	9	175
Lakeville . . . . .	444	-	73	517
Marion . . . . .	141	-	59	500
Marshfield . . . . .	774	-	69	843
Mattapoisett . . . . .	434	-	77	511
Middleborough . . . . .	519	-	34	553

REPUBLICAN

District Attorney — Continued

Plymouth District — Concluded				Northwestern District				
	John R. Wheatley of Abington	All Others	Blanks	Total Votes Cast	Sanford Keedy of Amherst	Blanks	Total Votes Cast	
Norwell . . . . .	256	—	13	269	Amherst . . . . .	766	48	814
Pembroke . . . . .	592	—	65	657	Ashfield . . . . .	104	17	121
Plymouth . . . . .	346	—	26	372	Belchertown . . . . .	297	41	338
Plympton . . . . .	52	—	1	53	Bernardston . . . . .	58	3	61
Rochester . . . . .	305	—	31	336	Buckland . . . . .	38	5	43
Rockland . . . . .	262	—	30	292	Charlemont . . . . .	43	1	44
Scituate . . . . .	1200	—	285	1485	Chesterfield . . . . .	81	9	90
Wareham . . . . .	1081	—	254	1335	Colrain . . . . .	13	2	15
West Bridgewater . . . . .	398	—	31	429	Conway . . . . .	65	6	71
Whitman . . . . .	511	—	54	565	Cummington . . . . .	47	8	55
Totals . . . . .	12862	1	1552	14415	Deerfield . . . . .	99	16	115
					Easthampton . . . . .	238	45	283
					Erving . . . . .	39	3	42
					Gill . . . . .	33	3	36
					Goshen . . . . .	69	4	73
					Granby . . . . .	236	29	265
					Greenfield . . . . .	495	43	538
					Hadley . . . . .	64	11	75
					Hatfield . . . . .	33	3	36
					Hawley . . . . .	17	—	17
					Heath . . . . .	19	2	21
					Huntington . . . . .	34	1	35
					Leverett . . . . .	34	1	35
					Leyden . . . . .	16	2	18
					Middlefield . . . . .	19	1	20
					Monroe . . . . .	7	—	7
					Montague . . . . .	188	28	216
					New Salem . . . . .	27	2	29
					NORTHAMPTON . . . . .	733	89	822
					Northfield . . . . .	130	10	140
					Orange . . . . .	124	7	131
					Pelham . . . . .	62	7	69
					Plainfield . . . . .	28	—	28
					Rowe . . . . .	15	—	15
					Shelburne . . . . .	61	4	65
					Shutesbury . . . . .	16	2	18
					South Hadley . . . . .	351	42	393
					Southampton . . . . .	261	27	288
					Sunderland . . . . .	40	4	44
					Ware . . . . .	119	32	151
					Warwick . . . . .	17	—	17
					Wendell . . . . .	7	1	8
					Westhampton . . . . .	57	4	61
					Whately . . . . .	38	—	38
					Williamsburg . . . . .	218	18	236
					Worthington . . . . .	38	2	40
					Totals . . . . .	5524	583	6107

Southern District				Western District				
	No Nomination	All Others	Blanks	Total Votes Cast	No Nomination	All Others	Blanks	Total Votes Cast
Acushnet . . . . .	—	2	137	139	Adams . . . . .	—	—	97
ATTLEBORO . . . . .	—	—	1177	1177	Agawam . . . . .	—	—	552
Barnstable . . . . .	—	—	2299	2299	Alford . . . . .	—	—	23
Berkley . . . . .	—	—	73	73	Becket . . . . .	—	—	11
Bourne . . . . .	1	—	518	519	Blandford . . . . .	—	—	19
Brewster . . . . .	—	—	136	136	Frimfield . . . . .	—	—	52
Chatham . . . . .	1	—	199	200	Cheshire . . . . .	—	—	16
Chilmark . . . . .	1	—	44	45	Chester . . . . .	—	—	22
Dartmouth . . . . .	—	—	826	826	CHCOPEE . . . . .	—	—	1356
Dennis . . . . .	4	—	665	669	Clarksburg . . . . .	—	—	50
Dighton . . . . .	—	—	129	129	Dalton . . . . .	1	122	123
Eastham . . . . .	—	—	122	122	E. Longmeadow . . . . .	1	407	408
Easton . . . . .	2	—	605	607	Egremont . . . . .	—	—	38
Edgartown . . . . .	1	—	133	134	Florida . . . . .	—	—	44
Fairhaven . . . . .	—	—	610	610	Granville . . . . .	—	—	34
FALL RIVER . . . . .	—	—	2604	2604	Gt. Barrington . . . . .	—	—	55
Falmouth . . . . .	7	—	1098	1105	Hampden . . . . .	—	—	122
Freetown . . . . .	—	—	118	118				
Gay Head . . . . .	1	—	10	11				
Gosnold . . . . .	—	—	19	19				
Harwich . . . . .	4	—	296	300				
Mansfield . . . . .	—	—	400	400				
Mashpee . . . . .	1	—	50	51				
Nantucket . . . . .	7	—	144	151				
NEW BEDFORD . . . . .	19	—	3494	3513				
N. Attleborough . . . . .	—	—	1204	1204				
Norton . . . . .	—	—	242	242				
Oak Bluffs . . . . .	1	—	141	142				
Orleans . . . . .	1	—	164	165				
Provincetown . . . . .	—	—	47	47				
Raynham . . . . .	—	—	431	431				
Rehoboth . . . . .	1	—	218	219				
Sandwich . . . . .	—	—	245	245				
Seekonk . . . . .	—	—	219	219				
Somerset . . . . .	—	—	500	500				
Swansea . . . . .	2	—	419	421				
TAUNTON . . . . .	—	—	1418	1418				
Tisbury . . . . .	3	—	293	296				
Truro . . . . .	—	—	28	28				
Wellfleet . . . . .	2	—	87	89				
Westport . . . . .	8	—	199	207				
West Tisbury . . . . .	—	—	81	81				
Yarmouth . . . . .	3	—	935	938				
Totals . . . . .	72	22777	22849					

REPUBLICAN

District Attorney — Concluded

Western District — Continued	No Nomination	All Others	Blanks	Total Votes Cast	Western District — Concluded	No Nomination	All Others	Blanks	Total Votes Cast
Hancock . . . . .	-	-	8	8	Richmond . . . . .	-	-	25	25
Hinsdale . . . . .	-	-	11	11	Russell . . . . .	-	-	35	35
Holland . . . . .	-	-	16	16	Sandisfield . . . . .	-	-	18	18
HOLYOKE . . . . .	-	1	475	476	Savoy . . . . .	-	-	9	9
Lanesborough . . . . .	-	-	78	78	Sheffield . . . . .	-	-	42	42
Lee . . . . .	-	-	32	32	Southwick . . . . .	-	-	140	140
Lenox . . . . .	-	-	118	118	SPRINGFIELD . . . . .	-	-	3413	3413
Longmeadow . . . . .	-	4	748	752	Stockbridge . . . . .	-	2	25	27
Ludlow . . . . .	-	-	153	153	Tolland . . . . .	-	-	6	6
Monson . . . . .	-	-	115	115	Tyringham . . . . .	-	-	8	8
Monterey . . . . .	-	-	22	22	Wales . . . . .	-	-	12	12
Montgomery . . . . .	-	-	33	33	Washington . . . . .	-	-	15	15
Mt. Washington . . . . .	-	1	11	12	West Springfield . . . . .	-	-	314	314
New Ashford . . . . .	-	-	17	17	West Stockbridge . . . . .	-	-	5	5
New Marlborough . . . . .	-	-	19	19	WESTFIELD . . . . .	-	-	321	321
NORTH ADAMS . . . . .	-	-	247	247	Wilbraham . . . . .	-	1	305	306
Otis . . . . .	-	-	16	16	Williamstown . . . . .	-	2	152	154
Palmer . . . . .	-	-	165	165	Windsor . . . . .	-	-	20	20
Peru . . . . .	-	-	6	6	Totals . . . . .	-	13	10864	10877
PITTSFIELD . . . . .	-	-	689	689					

Register of Probate and Insolvency

Barnstable County				Berkshire County — Concluded			
Cities and Towns	Alfred C. Knight of Barnstable	Blanks	Total Votes Cast	Cities and Towns	No Nomination	All Others	Total Votes Cast
Barnstable . . . . .	1933	366	2299	Clarksburg . . . . .	-	-	50
Bourne . . . . .	442	77	519	Dalton . . . . .	-	-	123
Brewster . . . . .	129	7	136	Egremont . . . . .	-	-	38
Chatham . . . . .	187	13	200	Florida . . . . .	-	-	44
Dennis . . . . .	552	117	669	Gt. Barrington . . . . .	-	-	55
Eastham . . . . .	114	8	122	Hancock . . . . .	-	-	8
Falmouth . . . . .	917	188	1105	Hinsdale . . . . .	-	-	11
Harwich . . . . .	279	21	300	Lanesborough . . . . .	-	-	78
Mashpee . . . . .	44	7	51	Lee . . . . .	-	-	32
Orleans . . . . .	147	18	165	Lenox . . . . .	-	-	118
Provincetown . . . . .	43	4	47	Monterey . . . . .	-	-	22
Sandwich . . . . .	212	33	245	Mt. Washington . . . . .	-	-	12
Truro . . . . .	26	2	28	New Ashford . . . . .	-	-	17
Wellfleet . . . . .	82	7	89	New Marlborough . . . . .	-	-	19
Yarmouth . . . . .	854	84	938	NORTH ADAMS . . . . .	-	-	247
Totals . . . . .	5961	952	6913	Otis . . . . .	-	-	16
				Peru . . . . .	-	-	6
				PITTSFIELD . . . . .	-	-	689
				Richmond . . . . .	-	-	25
				Sandisfield . . . . .	-	-	18
				Savoy . . . . .	-	-	9
				Sheffield . . . . .	-	-	42
				Stockbridge . . . . .	-	1	26
				Tyringham . . . . .	-	-	8
				Washington . . . . .	-	-	15
				West Stockbridge . . . . .	-	-	5
				Williamstown . . . . .	-	-	154
				Windsor . . . . .	-	-	20
				Totals . . . . .	-	2	2053
							2055

Berkshire County			
Cities and Towns	No Nomination	All Others	Total Votes Cast
Adams . . . . .	-	-	97
Alford . . . . .	-	-	23
Becket . . . . .	-	-	11
Cheshire . . . . .	-	1	15



Register of Probate and Insolvency — Continued

Bristol County				
Cities and Towns	No Nomination	All Others	Blanks	Total Votes Cast
Acushnet . . . . .	-	-	139	139
ATTLEBORO . . . . .	-	-	1177	1177
Berkley . . . . .	-	-	73	73
Dartmouth . . . . .	-	-	826	826
Dighton . . . . .	-	-	129	129
Easton . . . . .	-	-	607	607
Fairhaven . . . . .	-	2	608	610
FALL RIVER . . . . .	-	-	2604	2604
Freetown . . . . .	-	-	118	118
Mansfield . . . . .	-	-	400	400
NEW BEDFORD . . . . .	-	4	3509	3513
N. Attleborough . . . . .	-	-	1204	1204
Norton . . . . .	-	-	242	242
Raynham . . . . .	-	-	431	431
Rehoboth . . . . .	-	-	219	219
Seekonk . . . . .	-	-	219	219
Somerset . . . . .	-	-	500	500
Swansea . . . . .	-	-	421	421
TAUNTON . . . . .	-	-	1418	1418
Westport . . . . .	-	3	204	207
Totals . . . . .	-	9	15048	15057

Dukes County				
Cities and Towns	Mary W. Wimpenney of Edgartown	Blanks	Total Votes Cast	
Chilmark . . . . .	43	2	45	
Edgartown . . . . .	121	13	134	
Gay Head . . . . .	10	1	11	
Gosnold . . . . .	18	1	19	
Oak Bluffs . . . . .	127	15	142	
Tisbury . . . . .	257	39	296	
W. Tisbury . . . . .	76	5	81	
Totals . . . . .	652	76	728	

Essex County				
Cities and Towns	Chandler B. Todd of Rowley	Blanks	Total Votes Cast	
Amesbury . . . . .	267	113	380	
Andover . . . . .	1729	463	2192	
BEVERLY . . . . .	1667	877	2544	
Boxford . . . . .	157	26	183	
Danvers . . . . .	1173	466	1639	
Essex . . . . .	120	47	167	
Georgetown . . . . .	180	24	204	
GLOUCESTER . . . . .	562	175	737	
Groveland . . . . .	181	51	232	

Essex County — Concluded				
Cities and Towns	Chandler B. Todd of Rowley	Blanks	Total Votes Cast	
Hamilton . . . . .	193	31	224	
HAVERHILL . . . . .	1669	743	2412	
Ipswich . . . . .	1054	500	1554	
LAWRENCE . . . . .	1102	769	1871	
LYNN . . . . .	1566	615	2181	
Lynnfield . . . . .	427	55	482	
Manchester . . . . .	268	54	322	
Marblehead . . . . .	851	184	1035	
Merrimac . . . . .	149	27	176	
Methuen . . . . .	1750	1169	2919	
Middleton . . . . .	54	10	64	
Nahant . . . . .	95	28	123	
Newbury . . . . .	207	38	245	
NEWBURYPORT . . . . .	330	142	472	
North Andover . . . . .	529	138	667	
PEABODY . . . . .	612	306	918	
Rockport . . . . .	267	54	321	
Rowley . . . . .	164	51	215	
SALEM . . . . .	581	404	985	
Salisbury . . . . .	100	22	122	
Saugus . . . . .	392	83	475	
Swampscott . . . . .	391	106	497	
Topsfield . . . . .	175	10	185	
Wenham . . . . .	153	18	171	
W. Newbury . . . . .	113	17	130	
Totals . . . . .	19228	7816	27044	

Franklin County				
Cities and Towns	Lawrence A. Comins of Greenfield	Blanks	Total Votes Cast	
Ashfield . . . . .	105	16	121	
Bernardston . . . . .	58	3	61	
Buckland . . . . .	40	3	43	
Charlemont . . . . .	42	2	44	
Colrain . . . . .	43	2	45	
Conway . . . . .	66	5	71	
Deerfield . . . . .	102	13	115	
Erving . . . . .	41	1	42	
Gill . . . . .	34	2	36	
Greenfield . . . . .	498	40	538	
Hawley . . . . .	17	-	17	
Heath . . . . .	19	2	21	
Leverett . . . . .	35	-	35	
Leyden . . . . .	18	-	18	
Monroe . . . . .	7	-	7	
Montague . . . . .	191	25	216	
New Salem . . . . .	27	2	29	
Northfield . . . . .	130	10	140	
Orange . . . . .	122	9	131	
Rowe . . . . .	15	-	15	
Shelburne . . . . .	59	6	65	
Shutesbury . . . . .	17	1	18	
Sunderland . . . . .	39	5	44	
Warwick . . . . .	17	-	17	
Wendell . . . . .	7	1	8	
Whately . . . . .	38	-	38	
Totals . . . . .	1787	148	1935	

REPUBLICAN

Register of Probate and Insolvency — Continued

Hampden County				Middlesex County			
Cities and Towns	No Nomination	All Others	Total Votes Cast	Cities and Towns	No Nomination	All Others	Total Votes Cast
Agawam . . . . .	-	-	552	Acton . . . . .	-	-	903
Blandford . . . . .	-	-	19	Arlington . . . . .	61	2387	2448
Brimfield . . . . .	-	-	52	Ashby . . . . .	-	33	33
Chester . . . . .	-	-	22	Ashland . . . . .	-	91	91
CHICOPEE . . . . .	-	-	1356	Ayer . . . . .	1	63	69
E. Longmeadow . . . . .	3	405	408	Bedford . . . . .	2	315	317
Granville . . . . .	-	-	34	Belmont . . . . .	47	2526	2573
Hampden . . . . .	-	-	122	Billerica . . . . .	4	613	617
Holland . . . . .	-	-	16	Boxborough . . . . .	-	56	56
HOLYOKE . . . . .	-	-	476	Burlington . . . . .	2	272	274
Longmeadow . . . . .	1	751	752	CAMBRIDGE . . . . .	-	1978	1978
Ludlow . . . . .	-	-	153	Carlisle . . . . .	1	92	93
Monson . . . . .	-	-	115	Chelmsford . . . . .	-	512	512
Montgomery . . . . .	-	-	33	Concord . . . . .	1	1868	1869
Palmer . . . . .	1	164	165	Dracut . . . . .	1	642	643
Russell . . . . .	-	-	35	Dunstable . . . . .	-	33	33
Southwick . . . . .	-	-	140	EVERETT . . . . .	-	921	921
SPRINGFIELD . . . . .	-	-	3413	Framingham . . . . .	-	843	843
Tolland . . . . .	-	-	6	Groton . . . . .	1	136	137
Wales . . . . .	-	-	12	Holliston . . . . .	-	176	176
W. Springfield . . . . .	-	-	314	Hopkinton . . . . .	-	108	108
WESTFIELD . . . . .	1	320	321	Hudson . . . . .	-	59	59
Wilbraham . . . . .	1	305	306	Lexington . . . . .	17	1077	1094
Totals . . . . .	-	7	8815	Lincoln . . . . .	2	298	300
				Littleton . . . . .	1	681	682
				LOWELL . . . . .	-	2905	2905
				MALDEN . . . . .	6	1387	1393
				MARLBOROUGH . . . . .	8	340	348
				Maynard . . . . .	-	137	137
				MEDFORD . . . . .	-	1765	1765
				MELROSE . . . . .	2	3103	3105
				Natick . . . . .	4	674	678
				NEWTON . . . . .	23	5662	5685
				North Reading . . . . .	8	157	165
				Pepperell . . . . .	-	123	123
				Reading . . . . .	10	762	772
				Sherborn . . . . .	1	101	102
				Shirley . . . . .	-	35	35
				SOMERVILLE . . . . .	-	1455	1455
				Stoneham . . . . .	-	670	670
				Stow . . . . .	3	126	129
				Sudbury . . . . .	-	556	556
				Tewksbury . . . . .	-	337	337
				Townsend . . . . .	2	81	83
				Tyngsborough . . . . .	-	125	125
				Wakefield . . . . .	8	586	594
				WALTHAM . . . . .	-	847	847
				Watertown . . . . .	5	787	792
				Wayland . . . . .	4	287	291
				Westford . . . . .	-	162	162
				Weston . . . . .	167	874	1041
				Wilmington . . . . .	6	230	236
				Winechester . . . . .	1	1335	1336
				WOBURN . . . . .	-	352	352
				Totals . . . . .	399	42649	43048
<b>Hampshire County</b>				<b>Nantucket County</b>			
Cities and Towns	No Nomination	All Others	Total Votes Cast	Cities and Towns	No Nomination	All Others	Total Votes Cast
Amherst . . . . .	-	5	809	Nantucket . . . . .	132	19	151
Belchertown . . . . .	-	-	338				
Chesterfield . . . . .	-	-	90				
Cummington . . . . .	-	-	55				
Easthampton . . . . .	-	-	283				
Goshen . . . . .	-	-	73				
Granby . . . . .	-	-	265				
Hadley . . . . .	-	-	75				
Hatfield . . . . .	-	-	36				
Huntington . . . . .	-	-	35				
Middlefield . . . . .	1	19	20				
NORTHAMPTON . . . . .	-	-	822				
Pelham . . . . .	-	-	69				
Plainfield . . . . .	-	-	28				
So. Hadley . . . . .	-	-	393				
Southampton . . . . .	-	-	288				
Ware . . . . .	-	-	151				
Westhampton . . . . .	-	-	61				
Williamsburg . . . . .	-	-	236				
Worthington . . . . .	-	-	40				
Totals . . . . .	-	6	4166				

John J. Gardner  
of Nantucket

Blanks

Total Votes Cast

Register of Probate and Insolvency — Continued

Norfolk County					Suffolk County				
Cities and Towns	Henry G. Hetnik of Brookline	Douglas A. Randall of Quincy	Blanks	Total Votes Cast	Cities and Towns	Edith Huntington Jones of Boston	All Others	Blanks	Total Votes Cast
Avon . . . . .	44	50	7	101	BOSTON . . . . .	5002	—	2779	7781
Bellingham . . . . .	112	121	37	270	CHELSEA . . . . .	157	3	137	297
Braintree . . . . .	552	1467	213	2232	REVERE . . . . .	373	—	367	740
Brookline . . . . .	1199	699	514	2712	Winthrop . . . . .	305	—	133	438
Canton . . . . .	131	130	23	284	Totals . . . . .	5837	3	3416	9256
Cohasset . . . . .	343	344	110	797					
Dedham . . . . .	562	277	119	958					
Dover . . . . .	471	402	213	1086					
Foxborough . . . . .	247	200	32	479					
Franklin . . . . .	193	184	75	452					
Holbrook . . . . .	70	180	26	276					
Medfield . . . . .	280	293	133	706					
Medway . . . . .	172	172	54	398					
Millis . . . . .	151	153	58	362					
Milton . . . . .	504	798	180	1482					
Needham . . . . .	1407	1357	488	3252					
Norfolk . . . . .	112	97	38	247					
Norwood . . . . .	294	280	76	650					
Plainville . . . . .	214	141	60	415					
QUINCY . . . . .	839	3252	385	4476					
Randolph . . . . .	124	225	67	416					
Sharon . . . . .	176	171	43	390					
Stoughton . . . . .	139	185	42	366					
Walpole . . . . .	422	283	105	810					
Wellesley . . . . .	1772	1418	567	3757					
Westwood . . . . .	540	747	183	1470					
Weymouth . . . . .	581	1178	185	1914					
Wrentham . . . . .	147	205	64	416					
Totals . . . . .	12098	15009	4097	31204					

Plymouth County					Worcester County				
Cities and Towns	Walter H. Gilday of Brockton	All Others	Blanks	Total Votes Cast	Cities and Towns	No Nomination	All Others	Blanks	Total Votes Cast
Abington . . . . .	388	—	26	414	Ashburnham . . . . .	—	—	86	86
Bridgewater . . . . .	253	—	27	280	Athol . . . . .	—	—	166	166
BROCKTON . . . . .	2117	—	236	2353	Auburn . . . . .	—	—	165	165
Carver . . . . .	129	—	18	147	Barre . . . . .	—	—	61	61
Duxbury . . . . .	201	—	14	215	Berlin . . . . .	—	—	73	73
E. Bridgewater . . . . .	382	—	75	457	Blackstone . . . . .	—	—	27	27
Halifax . . . . .	117	—	13	130	Bolton . . . . .	—	1	66	67
Hanover . . . . .	222	—	27	249	Boylston . . . . .	—	—	64	64
Hanson . . . . .	421	—	73	494	Brookfield . . . . .	—	—	83	83
Hingham . . . . .	593	—	38	631	Charlton . . . . .	—	—	74	74
Hull . . . . .	129	—	24	153	Clinton . . . . .	—	—	141	141
Kingston . . . . .	161	—	14	175	Douglas . . . . .	—	1	180	181
Lakeville . . . . .	425	—	92	517	Dudley . . . . .	—	—	65	65
Marion . . . . .	435	—	65	500	East Brookfield . . . . .	—	—	57	57
Marshfield . . . . .	744	—	99	843	FITCHBURG . . . . .	—	—	357	357
Mattapoisett . . . . .	415	—	96	511	GARDNER . . . . .	—	—	253	253
Middleborough . . . . .	509	—	44	553	Grafton . . . . .	—	—	487	487
Norwell . . . . .	250	—	19	269	Hardwick . . . . .	—	—	56	56
Pembroke . . . . .	576	—	81	657	Harvard . . . . .	—	—	116	116
Plymouth . . . . .	331	—	41	372	Holden . . . . .	—	—	256	256
Plympton . . . . .	49	—	4	53	Hopedale . . . . .	—	—	174	174
Rochester . . . . .	288	—	48	336	Hubbardston . . . . .	—	—	76	76
Rockland . . . . .	252	1	39	292	Lancaster . . . . .	—	—	98	98
Scituate . . . . .	1173	—	312	1485	Leicester . . . . .	—	—	120	120
Wareham . . . . .	1051	—	284	1335	LEOMINSTER . . . . .	—	—	217	217
W. Bridgewater . . . . .	388	—	41	429	Lunenburg . . . . .	—	—	56	56
Whitman . . . . .	504	—	61	565	Mendon . . . . .	—	—	87	87
Totals . . . . .	12503	1	1911	14415	Millford . . . . .	—	—	2848	2848

Cities and Towns	Edith Huntington Jones of Boston	All Others	Blanks	Total Votes Cast
Ashburnham . . . . .	—	—	86	86
Athol . . . . .	—	—	166	166
Auburn . . . . .	—	—	165	165
Barre . . . . .	—	—	61	61
Berlin . . . . .	—	—	73	73
Blackstone . . . . .	—	—	27	27
Bolton . . . . .	—	1	66	67
Boylston . . . . .	—	—	64	64
Brookfield . . . . .	—	—	83	83
Charlton . . . . .	—	—	74	74
Clinton . . . . .	—	—	141	141
Douglas . . . . .	—	1	180	181
Dudley . . . . .	—	—	65	65
East Brookfield . . . . .	—	—	57	57
FITCHBURG . . . . .	—	—	357	357
GARDNER . . . . .	—	—	253	253
Grafton . . . . .	—	—	487	487
Hardwick . . . . .	—	—	56	56
Harvard . . . . .	—	—	116	116
Holden . . . . .	—	—	256	256
Hopedale . . . . .	—	—	174	174
Hubbardston . . . . .	—	—	76	76
Lancaster . . . . .	—	—	98	98
Leicester . . . . .	—	—	120	120
LEOMINSTER . . . . .	—	—	217	217
Lunenburg . . . . .	—	—	56	56
Mendon . . . . .	—	—	87	87
Millford . . . . .	—	—	2848	2848
Millbury . . . . .	—	—	70	70
Millville . . . . .	—	—	24	24
New Braintree . . . . .	—	—	9	9
N. Brookfield . . . . .	—	—	402	402
Northborough . . . . .	—	—	157	157
Northbridge . . . . .	—	—	151	151
Oakham . . . . .	—	—	28	28
Oxford . . . . .	—	—	82	82
Paxton . . . . .	—	—	50	50
Petersham . . . . .	—	—	44	44
Phillipston . . . . .	—	—	24	24
Princeton . . . . .	—	—	43	43
Royalston . . . . .	—	—	25	25
Rutland . . . . .	—	—	60	60
Shrewsbury . . . . .	—	—	393	393
Southborough . . . . .	—	1	459	460
Southbridge . . . . .	—	1	309	310
Spencer . . . . .	—	1	318	319
Sterling . . . . .	—	—	108	108
Sturbridge . . . . .	—	—	283	283
Sutton . . . . .	—	—	72	72

Register of Probate and Insolvency — Concluded

Worcester County — Concluded

Cities and Towns	No Nomination	All Others	Blanks	Total Votes Cast	Cities and Towns	No Nomination	All Others	Blanks	Total Votes Cast
Templeton . . . . .	-	-	136	136	W. Brookfield . . . . .	-	1	106	107
Upton . . . . .	-	-	320	320	Westborough . . . . .	-	-	706	706
Uxbridge . . . . .	-	-	75	75	Westminster . . . . .	-	-	81	81
Warren . . . . .	-	-	70	70	Winchendon . . . . .	-	-	45	45
Webster . . . . .	-	-	153	153	WORCESTER . . . . .	-	1	3652	3653
W. Boylston . . . . .	-	-	134	134	Totals . . . . .	-	7	15098	15105

County Commissioner

Barnstable County					Berkshire County — Concluded				
Cities and Towns	Oscar J. Cahoon of Harwich	All Others	Blanks	Total Votes Cast	Cities and Towns	No Nomination	All Others	Blanks	Total Votes Cast
Barnstable . . . . .	1950	-	349	2299	Lee . . . . .	-	-	32	32
Bourne . . . . .	452	-	67	519	Lenox . . . . .	-	-	118	118
Brewster . . . . .	131	-	5	136	Monterey . . . . .	-	-	22	22
Chatham . . . . .	188	-	12	200	Mt. Washington . . . . .	-	2	10	12
Dennis . . . . .	580	-	89	669	New Ashford . . . . .	-	1	16	17
Eastham . . . . .	117	-	5	122	New Marlborough . . . . .	-	1	18	19
Falmouth . . . . .	927	-	178	1105	NORTH ADAMS . . . . .	-	1	246	247
Harwich . . . . .	287	-	13	300	Otis . . . . .	-	-	16	16
Mashpee . . . . .	43	-	8	51	Peru . . . . .	-	-	6	6
Orleans . . . . .	152	-	13	165	PITTSFIELD . . . . .	-	-	689	689
Provincetown . . . . .	45	-	2	47	Richmond . . . . .	-	-	25	25
Sandwich . . . . .	213	-	32	245	Sandisfield . . . . .	-	-	18	18
Truro . . . . .	27	-	1	28	Savoy . . . . .	-	-	9	9
Wellfleet . . . . .	82	-	7	89	Sheffield . . . . .	-	2	40	42
Yarmouth . . . . .	853	1	84	938	Stockbridge . . . . .	-	-	27	27
Totals . . . . .	6047	1	865	6913	Tyringham . . . . .	-	-	8	8
					Washington . . . . .	-	-	15	15
					West Stockbridge . . . . .	-	-	5	5
					Williamstown . . . . .	-	3	151	154
					Windsor . . . . .	-	-	20	20
					Totals . . . . .	-	13	2042	2055

Berkshire County					Bristol County				
Cities and Towns	No Nomination	All Others	Blanks	Total Votes Cast	Cities and Towns	No Nomination	All Others	Blanks	Total Votes Cast
Adams . . . . .	-	-	97	97	Acushnet . . . . .	-	6	133	139
Alford . . . . .	-	-	23	23	ATTLEBORO . . . . .	-	2	1175	1177
Becket . . . . .	-	-	11	11	Berkley . . . . .	-	4	69	73
Cheshire . . . . .	-	1	15	16	Dartmouth . . . . .	-	109	717	826
Clarksburg . . . . .	-	1	49	50	Dighton . . . . .	-	23	106	129
Dalton . . . . .	-	1	122	123	Easton . . . . .	-	10	597	607
Egremont . . . . .	-	-	38	38	Fairhaven . . . . .	-	225	385	610
Florida . . . . .	-	-	44	44	FALL RIVER . . . . .	-	-	2604	2604
Gt. Barrington . . . . .	-	-	55	55					
Hancock . . . . .	-	-	8	8					
Hinsdale . . . . .	-	-	11	11					
Lanesborough . . . . .	-	-	78	78					

County Commissioner — Continued

**Bristol County — Concluded**

Cities and Towns	No Nomination	All Others	Blanks	Total Votes Cast
Freetown . . . . .	-	8	110	118
Mansfield . . . . .	-	1	399	400
NEW BEDFORD . . . . .	-	66	3447	3513
N. Attleborough . . . . .	-	-	1204	1204
Norton . . . . .	-	18	224	242
Raynham . . . . .	-	1	430	431
Rehoboth . . . . .	-	11	208	219
Seekonk . . . . .	-	-	219	219
Somerset . . . . .	-	1	499	500
Swansea . . . . .	-	-	421	421
TAUNTON . . . . .	-	5	1413	1418
Westport . . . . .	-	16	191	207
Totals . . . . .	-	506	14551	15057

**Essex County — Concluded**

Cities and Towns	No Nomination	All Others	Blanks	Total Votes Cast
LAWRENCE . . . . .	-	1	1870	1871
LYNN . . . . .	-	-	2181	2181
Lynnfield . . . . .	-	-	482	482
Manchester . . . . .	-	9	313	322
Marblehead . . . . .	-	13	1022	1035
Merrimac . . . . .	-	1	175	176
Methuen . . . . .	-	-	2919	2919
Middleton . . . . .	-	-	64	64
Nahant . . . . .	-	-	123	123
Newbury . . . . .	-	-	245	245
NEWBURYPORT . . . . .	-	1	471	472
North Andover . . . . .	-	-	667	667
PEABODY . . . . .	-	2	916	918
Rockport . . . . .	-	2	319	321
Rowley . . . . .	-	44	171	215
SALEM . . . . .	-	175	810	985
Salisbury . . . . .	-	-	122	122
Saugus . . . . .	-	13	462	475
Swampscott . . . . .	-	-	497	497
Topsfield . . . . .	-	26	159	185
Wenham . . . . .	-	47	124	171
W. Newbury . . . . .	-	1	129	130
Totals . . . . .	-	325	26619	27044

**Dukes County**

Cities and Towns	Dean R. Swift of Tisbury	Richard J. Shannon of Tisbury	Blanks	Total Votes Cast
Chilmark . . . . .	33	9	3	45
Edgartown . . . . .	101	31	3	134
Gay Head . . . . .	2	9	1	11
Gosnold . . . . .	15	3	3	19
Oak Bluffs . . . . .	106	33	3	142
Tisbury . . . . .	201	92	3	296
W. Tisbury . . . . .	43	33	-	81
Totals . . . . .	501	214	13	728

**Franklin County**

Cities and Towns	Frank H. Reed of Greenfield	All Others	Blanks	Total Votes Cast
Ashfield . . . . .	103	-	18	121
Bernardston . . . . .	58	-	3	61
Buckland . . . . .	40	-	3	43
Charlemont . . . . .	40	-	4	44
Colrain . . . . .	43	-	2	45
Conway . . . . .	66	-	5	71
Deerfield . . . . .	100	-	15	115
Erving . . . . .	40	-	2	42
Gill . . . . .	32	-	4	36
Greenfield . . . . .	485	-	53	538
Hawley . . . . .	17	-	-	17
Heath . . . . .	19	-	2	21
Leverett . . . . .	35	-	-	35
Leyden . . . . .	16	-	2	18
Monroe . . . . .	7	-	-	7
Montague . . . . .	193	-	23	216
New Salem . . . . .	27	-	2	29
Northfield . . . . .	132	-	8	140
Orange . . . . .	123	-	8	131
Rowe . . . . .	15	-	-	15
Shelburne . . . . .	55	-	10	65
Shutesbury . . . . .	17	-	1	18
Sunderland . . . . .	39	1	4	44
Warwick . . . . .	17	-	-	17
Wendell . . . . .	7	-	1	8
Whately . . . . .	38	-	-	38
Totals . . . . .	1764	1	170	1935

**Essex County**

Cities and Towns	No Nomination	All Others	Blanks	Total Votes Cast
Amesbury . . . . .	-	1	379	380
Andover . . . . .	-	-	2192	2192
BEVERLY . . . . .	-	27	2517	2544
Boxford . . . . .	-	-	183	183
Danvers . . . . .	-	-	1639	1639
Essex . . . . .	-	-	167	167
Georgetown . . . . .	-	2	202	204
GLOUCESTER . . . . .	-	28	709	737
Groveland . . . . .	-	1	231	232
Hamilton . . . . .	-	25	199	224
Haverhill . . . . .	-	3	2409	2412
Ipswich . . . . .	-	3	1551	1554

REPUBLICAN

County Commissioner — Continued

Hampden County				
Cities and Towns	*Lloyd W. Fradet of Springfield	All Others	Blanks	Total Votes Cast
Agawam . . . . .	93	36	423	552
Blandford . . . . .	2	6	11	19
Brimfield . . . . .	24	2	29	52
Chester . . . . .	—	20	2	22
CHICOPEE . . . . .	29	1	1326	1356
E. Longmeadow . . . . .	115	5	288	408
Granville . . . . .	—	19	15	34
Hampden . . . . .	25	17	80	122
Holland . . . . .	—	10	6	16
HOLYOKE . . . . .	13	—	463	476
Longmeadow . . . . .	496	22	234	752
Ludlow . . . . .	11	13	129	153
Monson . . . . .	21	3	91	115
Montgomery . . . . .	13	9	11	33
Palmer . . . . .	13	16	136	165
Russell . . . . .	6	11	18	35
Southwick . . . . .	6	19	115	140
SPRINGFIELD . . . . .	419	17	2977	3413
Tolland . . . . .	—	5	1	6
Wales . . . . .	1	3	8	12
W. Springfield . . . . .	58	2	254	314
WESTFIELD . . . . .	16	31	274	321
Wilbraham . . . . .	117	27	162	306
Totals . . . . .	1475	294	7053	8822

\*Sticker Candidate

Hampshire County				
Cities and Towns	Hiram H. Brownell of Northampton	Blanks	Total Votes Cast	
Amherst . . . . .	751	63	814	
Belchertown . . . . .	285	53	338	
Chesterfield . . . . .	79	11	90	
Cummington . . . . .	49	6	55	
Easthampton . . . . .	237	46	283	
Gosben . . . . .	64	9	73	
Granby . . . . .	234	31	265	
Hadley . . . . .	66	9	75	
Hatfield . . . . .	32	4	36	
Huntington . . . . .	35	—	35	
Medfield . . . . .	19	1	20	
NORTHAMPTON . . . . .	742	80	822	
Pelham . . . . .	62	7	69	
Plainfield . . . . .	27	1	28	
So. Hadley . . . . .	356	37	393	
Southampton . . . . .	253	35	288	
Ware . . . . .	122	29	151	
Westhampton . . . . .	58	3	61	
Williamsburg . . . . .	212	24	236	
Worthington . . . . .	38	2	40	
Totals . . . . .	3721	451	4172	

Middlesex County				
Cities and Towns	Ralph J. Bens, Jr. of Reading	All Others	Blanks	Total Votes Cast
Acton . . . . .	774	—	129	903
Arlington . . . . .	2044	4	400	2448
Ashby . . . . .	27	—	6	33
Ashland . . . . .	75	—	16	91
Ayer . . . . .	61	—	8	69
Bedford . . . . .	256	—	61	317
Belmont . . . . .	2031	—	542	2573
Billerica . . . . .	486	—	131	617
Boxborough . . . . .	49	—	7	56
Burlington . . . . .	229	—	45	274
CAMBRIDGE . . . . .	1465	—	513	1978
Carlisle . . . . .	74	—	19	93
Chelmsford . . . . .	444	—	68	512
Concord . . . . .	1396	—	473	1869
Dracut . . . . .	405	—	238	643
Dunstable . . . . .	27	—	6	33
EVERETT . . . . .	569	—	352	921
Frammingham . . . . .	678	—	165	843
Groton . . . . .	119	—	18	137
Holliston . . . . .	163	—	13	176
Hopkinton . . . . .	93	—	15	108
Hudson . . . . .	51	—	8	59
Lexington . . . . .	877	—	217	1094
Lincoln . . . . .	236	—	64	300
Littleton . . . . .	520	—	162	682
LOWELL . . . . .	1923	—	982	2905
MALDEN . . . . .	958	—	435	1393
MARLBOROUGH . . . . .	274	—	74	348
Maynard . . . . .	109	—	28	137
MEDFORD . . . . .	1257	—	508	1765
MELROSE . . . . .	2366	—	739	3105
Natick . . . . .	529	—	149	678
NEWTON . . . . .	4473	—	1212	5685
North Reading . . . . .	136	—	29	165
Pepperell . . . . .	100	—	23	123
Reading . . . . .	707	—	65	772
Sherborn . . . . .	91	—	11	102
Shirley . . . . .	30	—	5	35
SOMERVILLE . . . . .	1009	—	446	1455
Stoneham . . . . .	546	—	124	670
Stow . . . . .	113	—	16	129
Sudbury . . . . .	463	—	93	556
Tewksbury . . . . .	271	—	66	337
Townsend . . . . .	76	—	7	83
Tyngsborough . . . . .	97	—	28	125
Wakefield . . . . .	518	—	76	594
WALTHAM . . . . .	655	—	192	847
Watertown . . . . .	605	—	187	792
Wayland . . . . .	243	—	48	291
Westford . . . . .	134	—	28	162
Weston . . . . .	871	3	167	1041
Wilmington . . . . .	204	1	31	236
Winchester . . . . .	1101	2	233	1336
WOBURN . . . . .	295	—	57	352
Totals . . . . .	33303	10	9735	43048

Norfolk County				
Cities and Towns	Frank C. Bates of Weymouth	Oliver V. Volpe of Braintree	Blanks	Total Votes Cast
Avon . . . . .	74	22	5	101
Bellingham . . . . .	163	85	22	270
Braintree . . . . .	875	1196	161	2232

County Commissioner — Concluded

Norfolk County — Concluded

Cities and Towns	Frank C. Bates of Weymouth	Oliver V. Volpe of Braintree	Blanks	Total Votes Cast
Brookline . . . . .	1467	558	687	2712
Canton . . . . .	176	79	29	284
Cohasset . . . . .	582	110	105	797
Dedham . . . . .	657	183	118	958
Dover . . . . .	711	163	212	1086
Foxborough . . . . .	337	99	43	479
Franklin . . . . .	289	103	60	452
Holbrook . . . . .	182	77	17	276
Medfield . . . . .	476	116	114	706
Medway . . . . .	277	65	56	398
Millis . . . . .	244	58	60	362
Milton . . . . .	1007	296	179	1482
Needham . . . . .	2058	615	579	3252
Norfolk . . . . .	176	39	32	247
Norwood . . . . .	415	161	74	650
Plainville . . . . .	293	71	51	415
QUINCY . . . . .	2672	1351	453	4476
Randolph . . . . .	200	147	69	416
Sharon . . . . .	247	99	44	390
Stoughton . . . . .	231	92	43	366
Walpole . . . . .	570	146	94	810
Wellesley . . . . .	2394	721	642	3757
Westwood . . . . .	975	296	199	1470
Weymouth . . . . .	1666	191	87	1944
Wrentham . . . . .	253	96	67	416
Totals . . . . .	19667	7235	4302	31204

Plymouth County

Cities and Towns	George A. Ridder of E. Bridgewater	Blanks	Total Votes Cast
Abington . . . . .	395	19	414
Bridgewater . . . . .	255	25	280
Brockton . . . . .	2128	225	2353
Carver . . . . .	126	21	147
Duxbury . . . . .	203	12	215
E. Bridgewater . . . . .	409	48	457
Halifax . . . . .	119	11	130
Hanover . . . . .	231	18	249
Hanson . . . . .	437	57	494
Hingham . . . . .	590	41	631
Hull . . . . .	127	26	153
Kingston . . . . .	162	13	175
Lakeville . . . . .	429	88	517
Marion . . . . .	429	71	500
Marshfield . . . . .	754	89	843
Mattapoisett . . . . .	418	93	511
Middleborough . . . . .	504	49	553
Norwell . . . . .	255	14	269
Pembroke . . . . .	580	77	657
Plymouth . . . . .	331	41	372
Plympton . . . . .	50	3	53
Rochester . . . . .	292	44	336
Rockland . . . . .	255	37	292
Scituate . . . . .	1153	332	1485
Wareham . . . . .	1051	284	1335
W. Bridgewater . . . . .	390	39	429
Whitman . . . . .	511	54	565
Totals . . . . .	12584	1831	14415

Worcester County

Cities and Towns	No Nomination	All Others	Blanks	Total Votes Cast
Ashburnham . . . . .	-	-	86	86
Athol . . . . .	-	14	152	166
Auburn . . . . .	-	-	165	165
Barre . . . . .	-	-	61	61
Berlin . . . . .	-	-	73	73
Blackstone . . . . .	-	-	27	27
Bolton . . . . .	-	1	66	67
Boylston . . . . .	-	-	64	64
Brookfield . . . . .	-	-	83	83
Charlton . . . . .	-	-	74	74
Clinton . . . . .	-	-	141	141
Douglas . . . . .	-	1	180	181
Dudley . . . . .	-	-	65	65
E. Brookfield . . . . .	-	-	57	57
FITCHBURG . . . . .	-	-	357	357
GARDNER . . . . .	-	-	253	253
Grafton . . . . .	-	-	487	487
Hardwick . . . . .	-	-	56	56
Harvard . . . . .	-	-	116	116
Holden . . . . .	-	-	256	256
Hopedale . . . . .	-	-	174	174
Hubbardston . . . . .	-	-	76	76
Lancaster . . . . .	-	-	98	98
Leicester . . . . .	-	-	120	120
LEOMINSTER . . . . .	-	-	217	217
Lunenburg . . . . .	-	-	56	56
Mendon . . . . .	-	-	87	87
Milford . . . . .	-	-	2848	2848
Millbury . . . . .	-	-	70	70
Millville . . . . .	-	-	24	24
New Braintree . . . . .	-	-	9	9
N. Brookfield . . . . .	-	-	402	402
Northborough . . . . .	-	-	157	157
Northbridge . . . . .	-	-	151	151
Oakham . . . . .	-	-	28	28
Oxford . . . . .	-	-	82	82
Paxton . . . . .	-	-	50	50
Petersham . . . . .	-	-	44	44
Phillipston . . . . .	-	-	24	24
Princeton . . . . .	-	1	42	43
Royalston . . . . .	-	-	25	25
Rutland . . . . .	-	-	60	60
Shrewsbury . . . . .	-	2	391	393
Southborough . . . . .	-	1	459	460
Southbridge . . . . .	-	-	310	310
Spencer . . . . .	-	2	317	319
Sterling . . . . .	-	-	108	108
Sturbridge . . . . .	-	-	283	283
Sutton . . . . .	-	-	72	72
Templeton . . . . .	-	-	136	136
Upton . . . . .	-	-	320	320
Uxbridge . . . . .	-	-	75	75
Warren . . . . .	-	-	70	70
Webster . . . . .	-	-	153	153
W. Boylston . . . . .	-	-	134	134
W. Brookfield . . . . .	-	1	106	107
Westborough . . . . .	-	-	706	706
Westminster . . . . .	-	-	81	81
Winchendon . . . . .	-	-	45	45
WORCESTER . . . . .	-	2	3651	3653
Totals . . . . .	-	25	15080	15105

County Treasurer

Barnstable County			
Cities and Towns	Bruce K. Jerard of Barnstable	Blanks	Total Votes Cast
Barnstable	2011	288	2299
Bourne	454	65	519
Brewster	131	5	136
Chatham	189	11	200
Dennis	577	92	669
Eastham	115	7	122
Falmouth	925	180	1105
Harwich	284	16	300
Mashpee	46	5	51
Orleans	153	12	165
Provincetown	44	3	47
Sandwich	216	29	245
Truro	28	-	28
Wellfleet	83	6	89
Yarmouth	866	72	938
Totals	6122	791	6913

Bristol County				
Cities and Towns	No Nomination	All Others	Blanks	Total Votes Cast
Acushnet	-	1	138	139
ATTLEBORO	-	-	1177	1177
Berkley	-	-	73	73
Dartmouth	-	-	826	826
Dighton	-	-	129	129
Easton	-	1	606	607
Fairhaven	-	3	607	610
FALL RIVER	-	-	2604	2604
Freetown	-	-	118	118
Mansfield	-	-	400	400
NEW BEDFORD	-	8	3505	3513
N. Attleborough	-	-	1204	1204
Norton	-	-	242	242
Raynham	-	-	431	431
Rehoboth	-	1	218	219
Seekonk	-	-	219	219
Somerset	-	-	500	500
Swansea	-	-	421	421
TAUNTON	-	-	1418	1418
Westport	-	-	207	207
Totals	-	14	15043	15057

Berkshire County				
Cities and Towns	No Nomination	All Others	Blanks	Total Votes Cast
Adams	-	-	97	97
Alford	-	-	23	23
Becket	-	-	11	11
Cheshire	-	2	14	16
Clarksburg	-	-	50	50
Dalton	-	4	119	123
Egremont	-	-	38	38
Florida	-	-	44	44
Gt. Barrington	-	2	53	55
Hancock	-	3	5	8
Hinsdale	-	-	11	11
Lanesborough	-	1	77	78
Lee	-	-	32	32
Lenox	-	-	118	118
Monterey	-	-	22	22
Mt. Washington	-	1	11	12
New Ashford	-	9	8	17
New Marlborough	-	1	18	19
NORTH ADAMS	-	-	247	247
Otis	-	-	16	16
Peru	-	-	6	6
PITTSFIELD	-	-	689	689
Richmond	-	-	25	25
Sandisfield	-	-	18	18
Savoy	-	-	9	9
Sheffield	-	-	42	42
Stockbridge	-	-	27	27
Tyringham	-	-	8	8
Washington	-	-	15	15
W. Stockbridge	-	-	5	5
Williamstown	-	-	154	154
Windsor	-	-	20	20
Totals	-	23	2032	2055

Dukes County			
Cities and Towns	Allan Keniston of Tisbury	Blanks	Total Votes Cast
Chilmark	39	6	45
Edgartown	119	15	134
Gay Head	9	2	11
Gosnold	17	2	19
Oak Bluffs	132	10	142
Tisbury	253	43	296
W. Tisbury	74	7	81
Totals	643	85	728

Essex County				
Cities and Towns	William Joseph Kiernan of Lawrence	All Others	Blanks	Total Votes Cast
Amesbury	286	-	94	380
Andover	1801	-	391	2192
BEVERLY	1720	1	823	2544
Boxford	160	-	23	183
Danvers	1190	-	449	1639
Essex	125	-	42	167
Georgetown	181	-	23	204
GLOUCESTER	576	-	161	737
Groveland	178	53	1	232
Hamilton	192	-	32	224
HAVERHILL	1747	-	665	2412
Ipswich	965	-	589	1554



County Treasurer — Continued

Essex County — Concluded				
Cities and Towns	William Joseph Kiernan of Lawrence	All Others	Blanks	Total Votes Cast
LAWRENCE . . . . .	1279	3	589	1871
LYNN . . . . .	1612	-	569	2181
Lynnfield . . . . .	420	-	62	482
Manchester . . . . .	261	-	61	322
Marblehead . . . . .	855	-	180	1035
Merrimac . . . . .	149	-	27	176
Methuen . . . . .	1971	-	948	2919
Middleton . . . . .	54	-	10	64
Nahant . . . . .	98	-	25	123
Newbury . . . . .	210	-	35	245
NEWBURYPORT . . . . .	328	-	144	472
North Andover . . . . .	530	-	137	667
PEABODY . . . . .	648	-	270	918
Rockport . . . . .	264	3	54	321
Rowley . . . . .	159	-	56	215
SALEM . . . . .	605	-	380	985
Salisbury . . . . .	100	-	22	122
Saugus . . . . .	395	-	80	475
Swampscott . . . . .	403	-	94	497
Topsfield . . . . .	173	-	12	185
Wenham . . . . .	151	-	20	171
W. Newbury . . . . .	110	-	20	130
Totals . . . . .	19896	60	7088	27044

Hampden County				
Cities and Towns	*Franklyn Ferguson of Springfield	All Others	Blanks	Total Votes Cast
Agawam . . . . .	97	1	454	552
Blandford . . . . .	-	-	19	19
Brimfield . . . . .	22	1	29	52
Chester . . . . .	-	-	22	22
CHICOPEE . . . . .	27	3	1326	1356
E. Longmeadow . . . . .	122	2	284	408
Granville . . . . .	5	4	25	34
Hampden . . . . .	26	3	91	122
Holland . . . . .	6	-	10	16
HOLYOKE . . . . .	14	-	462	476
Longmeadow . . . . .	484	5	263	752
Ludlow . . . . .	14	-	139	153
Monson . . . . .	23	-	92	115
Montgomery . . . . .	15	2	16	33
Palmer . . . . .	9	1	155	165
Russell . . . . .	5	3	27	35
Southwick . . . . .	8	-	132	140
SPRINGFIELD . . . . .	373	-	3040	3413
Tolland . . . . .	3	-	3	6
Wales . . . . .	3	1	8	12
W. Springfield . . . . .	57	-	257	314
WESTFIELD . . . . .	11	1	309	321
Wilbraham . . . . .	136	3	167	306
Totals . . . . .	1460	32	7330	8822

\*Sticker Candidate

Franklin County			
Cities and Towns	Gerard M. Fritz of Greenfield	Blanks	Total Votes Cast
Ashfield . . . . .	104	17	121
Bernardston . . . . .	60	1	61
Buckland . . . . .	41	2	43
Charlemont . . . . .	43	1	44
Colrain . . . . .	43	2	45
Conway . . . . .	66	5	71
Deerfield . . . . .	106	9	115
Erving . . . . .	40	2	42
Gill . . . . .	33	3	36
Greenfield . . . . .	507	31	538
Hawley . . . . .	17	-	17
Heath . . . . .	19	2	21
Leverett . . . . .	35	-	35
Leyden . . . . .	17	1	18
Monroe . . . . .	7	-	7
Montague . . . . .	193	23	216
New Salem . . . . .	28	1	29
Northfield . . . . .	134	6	140
Orange . . . . .	124	7	131
Rowe . . . . .	15	-	15
Shelburne . . . . .	61	4	65
Shutesbury . . . . .	17	1	18
Sunderland . . . . .	39	5	44
Warwick . . . . .	17	-	17
Wendell . . . . .	7	1	8
Whately . . . . .	38	-	38
Totals . . . . .	1811	124	1935

Hampshire County				
Cities and Towns	Howard A. Banner of Northampton	All Others	Blanks	Total Votes Cast
Amherst . . . . .	751	1	62	814
Belchertown . . . . .	285	-	53	338
Chesterfield . . . . .	84	-	6	90
Cummington . . . . .	48	-	7	55
Easthampton . . . . .	238	-	45	283
Goshen . . . . .	69	-	4	73
Granby . . . . .	233	-	32	265
Hadley . . . . .	68	-	7	75
Hatfield . . . . .	33	-	3	36
Huntington . . . . .	35	-	-	35
Middlefield . . . . .	19	-	1	20
NORTHAMPTON . . . . .	745	-	77	822
Pelham . . . . .	64	-	5	69
Plainfield . . . . .	28	-	-	28
So. Hadley . . . . .	360	-	33	393
Southampton . . . . .	246	-	42	288
Ware . . . . .	126	-	25	151
Westhampton . . . . .	53	-	8	61
Williamsburg . . . . .	220	-	16	236
Worthington . . . . .	39	-	1	40
Totals . . . . .	3744	1	427	4172

REPUBLICAN

County Treasurer — Continued

Middlesex County				Total Votes Cast
Cities and Towns	*David Harmon of Weston	All Others	Blanks	Total Votes Cast
Acton . . . . .	56	1	817	903
Arlington . . . . .	172	12	2264	2448
Ashby . . . . .	—	—	33	33
Ashland . . . . .	—	—	91	91
Ayer . . . . .	—	1	68	69
Bedford . . . . .	2	—	315	317
Belmont . . . . .	—	—	2573	2573
Billerica . . . . .	11	2	604	617
Boxborough . . . . .	—	1	55	56
Burlington . . . . .	24	3	247	274
CAMBRIDGE . . . . .	—	—	1978	1978
Carlisle . . . . .	—	—	93	93
Chelmsford . . . . .	—	—	512	512
Concord . . . . .	8	—	1861	1869
Dracut . . . . .	—	—	643	643
Dunstable . . . . .	—	—	33	33
EVERETT . . . . .	—	—	921	921
Framingham . . . . .	—	—	843	843
Groton . . . . .	—	—	137	137
Holliston . . . . .	—	—	176	176
Hopkinton . . . . .	—	—	108	108
Hudson . . . . .	—	6	53	59
Lexington . . . . .	40	—	1054	1094
Lincoln . . . . .	—	1	299	300
Littleton . . . . .	—	1	681	682
LOWELL . . . . .	—	—	2905	2905
MALDEN . . . . .	—	—	1393	1393
MARLBOROUGH . . . . .	—	—	348	348
Maynard . . . . .	—	—	137	137
MEDFORD . . . . .	1	—	1764	1765
MELROSE . . . . .	8	—	3097	3105
Natick . . . . .	—	—	678	678
NEWTON . . . . .	60	5	5620	5685
North Reading . . . . .	—	—	165	165
Pepperell . . . . .	—	—	123	123
Reading . . . . .	56	—	716	772
Sherborn . . . . .	—	2	100	102
Shirley . . . . .	—	2	33	35
SOMERVILLE . . . . .	—	—	1455	1455
Stoneham . . . . .	—	—	670	670
Stow . . . . .	35	3	91	129
Sudbury . . . . .	—	—	556	556
Tewksbury . . . . .	—	—	337	337
Townsend . . . . .	—	—	83	83
Tyngsborough . . . . .	—	1	124	125
Wakefield . . . . .	—	1	593	594
WALTHAM . . . . .	—	—	847	847
Watertown . . . . .	—	7	785	792
Wayland . . . . .	39	1	251	291
Westford . . . . .	—	—	162	162
Weston . . . . .	234	2	805	1041
Wilmington . . . . .	41	1	194	236
Winchester . . . . .	14	—	1322	1336
WOBURN . . . . .	—	—	352	352
Totals . . . . .	800	51	42197	43048

\*Sticker Candidate

Norfolk County				Total Votes Cast
Cities and Towns	Raymond C. Warmington of Quincy	Blanks	Total Votes Cast	Total Votes Cast
Avon . . . . .	94	7	101	101
Bellingham . . . . .	228	42	270	270
Braintree . . . . .	1992	240	2232	2232
Brookline . . . . .	1994	718	2712	2712
Canton . . . . .	261	23	284	284
Cohasset . . . . .	700	97	797	797
Dedham . . . . .	838	120	958	958
Dover . . . . .	909	177	1086	1086
Foxborough . . . . .	447	32	479	479
Franklin . . . . .	376	76	452	452
Holbrook . . . . .	258	18	276	276
Medfield . . . . .	608	98	706	706
Medway . . . . .	337	61	398	398
Millis . . . . .	297	65	362	362
Milton . . . . .	1305	177	1482	1482
Needham . . . . .	2731	521	3252	3252
Norfolk . . . . .	215	32	247	247
Norwood . . . . .	570	80	650	650
Plainville . . . . .	356	59	415	415
QUINCY . . . . .	4086	390	4476	4476
Randolph . . . . .	339	77	416	416
Sharon . . . . .	361	29	390	390
Stoughton . . . . .	313	53	366	366
Walpole . . . . .	715	95	810	810
Wellesley . . . . .	3180	577	3757	3757
Westwood . . . . .	1306	164	1470	1470
Weymouth . . . . .	1770	174	1944	1944
Wrentham . . . . .	359	57	416	416
Totals . . . . .	26945	4259	31204	31204

Plymouth County

Cities and Towns	Frank A. Randall of Kingston	All Others	Blanks	Total Votes Cast
Abington . . . . .	391	—	23	414
Bridgewater . . . . .	249	—	31	280
BROCKTON . . . . .	2103	—	250	2353
Carver . . . . .	130	—	17	147
Duxbury . . . . .	206	—	9	215
E. Bridgewater . . . . .	398	—	59	457
Halifax . . . . .	122	1	7	130
Hanover . . . . .	225	—	24	249
Hanson . . . . .	434	—	60	494
Hingham . . . . .	586	—	45	631
Hull . . . . .	129	—	24	153
Kingston . . . . .	169	—	6	175
Lakeville . . . . .	430	—	87	517
Marion . . . . .	437	—	63	500
Marshfield . . . . .	755	—	88	843
Mattapoisett . . . . .	433	—	78	511
Middleborough . . . . .	505	1	47	553
Norwell . . . . .	252	—	17	269
Pembroke . . . . .	580	—	77	657
Plymouth . . . . .	339	—	33	372
Plympton . . . . .	50	—	3	53
Rochester . . . . .	299	—	37	336
Rockland . . . . .	257	—	35	292
Scituate . . . . .	1169	—	316	1485
Wareham . . . . .	1059	—	276	1335
W. Bridgewater . . . . .	386	—	43	429
Whitman . . . . .	507	—	58	565
Totals . . . . .	12600	2	1813	14415

Nantucket County

Cities and Towns	No Nomination	All Others	Blanks	Total Votes Cast
Nantucket . . . . .	—	—	151	151

REPUBLICAN

County Treasurer — Concluded

Worcester County

Cities and Towns	No Nomination	All Others	Blanks	Total Votes Cast	Cities and Towns	No Nomination	All Others	Blanks	Total Votes Cast
Ashburnham . . .	-	-	86	86	N. Brookfield . . .	-	-	402	402
Athol . . . . .	-	-	166	166	Northborough . . .	-	1	156	157
Auburn . . . . .	-	-	165	165	Northbridge . . . .	-	-	151	151
Barre . . . . .	-	-	61	61	Oakham . . . . .	-	-	28	28
Berlin . . . . .	-	-	73	73	Oxford . . . . .	-	-	82	82
Blackstone . . . .	-	-	27	27	Paxton . . . . .	-	-	50	50
Bolton . . . . .	-	-	67	67	Petersham . . . . .	-	1	43	44
Boylston . . . . .	-	-	64	64	Phillipston . . . . .	-	-	24	24
Brookfield . . . . .	-	-	83	83	Princeton . . . . .	-	1	42	43
Charlton . . . . .	-	-	74	74	Royalston . . . . .	-	-	25	25
Clinton . . . . .	-	-	141	141	Rutland . . . . .	-	-	60	60
Douglas . . . . .	-	1	180	181	Shrewsbury . . . . .	-	1	392	393
Dudley . . . . .	-	-	65	65	Southborough . . . .	-	1	459	460
East Brookfield . .	-	-	57	57	Southbridge . . . . .	-	2	308	310
FITCHBURG . . . . .	-	-	357	357	Spencer . . . . .	-	1	318	319
GARDNER . . . . .	-	-	253	253	Sterling . . . . .	-	-	108	108
Grafton . . . . .	-	-	487	487	Sturbridge . . . . .	-	-	283	283
Hardwick . . . . .	-	-	56	56	Sutton . . . . .	-	-	72	72
Harvard . . . . .	-	-	116	116	Templeton . . . . .	-	-	136	136
Holden . . . . .	-	-	256	256	Upton . . . . .	-	-	320	320
Hopedale . . . . .	-	-	174	174	Uxbridge . . . . .	-	-	75	75
Hubbardston . . . .	-	-	76	76	Warren . . . . .	-	-	70	70
Lancaster . . . . .	-	-	98	98	Webster . . . . .	-	-	153	153
Leicester . . . . .	-	-	120	120	W. Boylston . . . . .	-	-	134	134
LEOMINSTER . . . . .	-	-	217	217	W. Brookfield . . . .	-	1	106	107
Lunenburg . . . . .	-	-	56	56	Westborough . . . . .	-	1	705	706
Mendon . . . . .	-	-	87	87	Westminster . . . . .	-	-	81	81
Milford . . . . .	-	-	2848	2848	Winchendon . . . . .	-	-	45	45
Millbury . . . . .	-	-	70	70	WORCESTER . . . . .	-	3	3650	3653
Millville . . . . .	-	-	24	24	Totals . . . . .	-	14	15091	15105
New Braintree . . .	-	-	9	9					

## REPUBLICAN

## County Commissioner (To Fill Vacancy)

## Middlesex County

Cities and Towns	Joseph G. Albani of Winchester	Frederick Lowe of Lowell	Irene K. Thresher of Cambridge	All Others	Blanks	Total Votes Cast
Acton . . . . .	127	309	337	-	130	903
Arlington . . . . .	584	409	1189	-	266	2448
Ashby . . . . .	3	14	12	-	4	33
Ashland . . . . .	15	30	36	-	10	91
Ayer . . . . .	7	35	20	-	7	69
Bedford . . . . .	52	83	149	-	33	317
Belmont . . . . .	410	447	1292	-	424	2573
Billerica . . . . .	49	325	170	-	73	617
Boxborough . . . . .	6	21	22	-	7	56
Burlington . . . . .	81	59	98	-	36	274
CAMBRIDGE . . . . .	178	237	1261	-	302	1978
Carlisle . . . . .	13	28	40	-	12	93
Chelmsford . . . . .	41	321	104	-	46	512
Concord . . . . .	358	507	620	-	384	1869
Dracut . . . . .	39	450	45	-	109	643
Dunstable . . . . .	2	15	10	-	6	33
EVERETT . . . . .	136	274	253	-	258	921
Framingham . . . . .	121	258	362	-	102	843
Groton . . . . .	14	53	57	-	13	137
Holliston . . . . .	22	58	82	-	14	176
Hopkinton . . . . .	29	40	28	-	11	108
Hudson . . . . .	5	18	26	-	10	59
Lexington . . . . .	217	198	569	-	110	1094
Lincoln . . . . .	44	36	174	-	46	300
Littleton . . . . .	69	295	160	-	158	682
LOWELL . . . . .	184	1884	385	-	452	2905
MALDEN . . . . .	221	363	527	-	282	1393
MARLBOROUGH . . . . .	81	112	108	-	47	348
Maynard . . . . .	19	52	49	-	17	137
MEDFORD . . . . .	475	342	661	-	287	1765
MELROSE . . . . .	670	840	1040	2	553	3105
Natick . . . . .	100	184	306	-	88	678
NEWTON . . . . .	380	501	4277	-	527	5685
North Reading . . . . .	42	46	55	-	22	165
Pepperell . . . . .	9	58	42	-	14	123
Reading . . . . .	176	193	311	-	92	772
Sherborn . . . . .	10	24	50	-	18	102
Shirley . . . . .	3	15	12	-	5	35
SOMERVILLE . . . . .	311	346	534	-	264	1455
Stoneham . . . . .	152	156	258	-	104	670
Stow . . . . .	17	29	69	-	14	129
Sudbury . . . . .	80	164	230	-	82	556
Tewksbury . . . . .	35	198	59	-	45	337
Townsend . . . . .	6	42	28	-	7	83
Tyngsborough . . . . .	11	67	23	-	24	125
Wakefield . . . . .	110	143	290	-	51	594
WALTHAM . . . . .	117	219	346	-	165	847
Watertown . . . . .	138	144	369	-	141	792
Wayland . . . . .	71	40	156	3	21	291
Westford . . . . .	10	76	54	-	22	162
Weston . . . . .	93	153	649	3	143	1041
Wilmington . . . . .	42	85	79	1	29	236
Winchester . . . . .	670	138	431	-	97	1336
WOBURN . . . . .	119	82	117	-	34	352
Totals . . . . .	6974	11216	18631	9	6218	43048

---

---

NUMBER OF VOTES  
RECEIVED BY EACH  
DEMOCRATIC CANDIDATE FOR NOMINATION  
FOR A STATE OFFICE

AT THE

STATE PRIMARY

SEPT. 13, 1966

Chapter 277, Acts of 1966

ARRANGED BY CITIES, TOWNS AND DISTRICTS

---

---

## DEMOCRATIC

*Senator in Congress*

## Barnstable County

Cities and Towns	Endicott Peabody of Cambridge	Thomas B. Adams of Lincoln	John F. Collins of Boston	All Others	Blanks	Total Votes Cast
Barnstable . . . . .	338	52	334	-	26	750
Bourne . . . . .	169	18	172	-	11	361
Brewster . . . . .	36	6	8	-	1	51
Chatham . . . . .	53	13	38	-	3	107
Dennis . . . . .	123	16	92	-	7	243
Eastham . . . . .	51	6	23	-	4	84
Falmouth . . . . .	282	66	371	-	13	732
Harwich . . . . .	101	11	47	-	3	162
Mashpee . . . . .	39	7	15	-	2	54
Orleans . . . . .	47	7	17	-	4	75
Provincetown . . . . .	53	22	21	-	3	99
Sandwich . . . . .	64	3	37	-	2	106
Truro . . . . .	17	2	15	-	-	34
Wellfleet . . . . .	24	19	15	-	1	59
Yarmouth . . . . .	161	21	197	-	6	385
Totals . . . . .	1545	269	1402	-	86	3302

## Berkshire County

Adams . . . . .	242	38	95	-	23	398
Alford . . . . .	6	2	-	-	2	10
Becket . . . . .	12	-	2	-	-	14
Cheshire . . . . .	82	9	22	-	1	114
Clarksburg . . . . .	41	4	5	-	4	54
Dalton . . . . .	138	19	126	-	9	292
Egremont . . . . .	10	10	3	-	-	23
Florida . . . . .	15	2	9	-	3	29
Gt. Barrington . . . . .	88	36	34	-	6	164
Hancock . . . . .	1	4	5	-	-	10
Hinsdale . . . . .	22	8	17	-	2	49
Lanesborough . . . . .	59	21	35	-	2	117
Lee . . . . .	67	38	79	-	4	188
Lenox . . . . .	159	62	121	-	21	363
Monterey . . . . .	10	22	2	-	-	34
Mt. Washington . . . . .	4	1	-	-	-	5
New Ashford . . . . .	1	1	5	-	1	8
New Marlborough . . . . .	1	3	1	-	-	5
NORTH ADAMS . . . . .	670	95	400	-	47	1212
Otis . . . . .	8	-	3	-	1	12
Peru . . . . .	2	1	2	1	1	7
PITTSFIELD . . . . .	2329	745	3007	-	273	6354
Richmond . . . . .	12	14	12	-	1	39
Sandisfield . . . . .	5	3	3	-	1	12
Savoy . . . . .	8	-	-	-	-	8
Sheffield . . . . .	33	19	2	-	2	56
Stockbridge . . . . .	25	74	17	-	2	118
Tyringham . . . . .	10	4	1	-	1	16
Washington . . . . .	7	17	4	-	-	28
West Stockbridge . . . . .	29	3	8	-	3	43
Williamstown . . . . .	153	154	37	-	6	350
Windsor . . . . .	18	3	2	-	-	23
Totals . . . . .	4267	1412	4059	1	416	10155

## Bristol County

Acushnet . . . . .	412	26	332	-	27	797
ATTLEBORO . . . . .	308	58	453	-	15	834
Berkley . . . . .	24	3	17	-	3	47
Dartmouth . . . . .	936	118	677	-	71	1802
Dighton . . . . .	67	9	73	-	5	154
Easton . . . . .	262	39	238	-	10	549
Fairhaven . . . . .	643	71	612	-	28	1354
FALL RIVER . . . . .	6733	686	9165	-	1149	17733
Freetown . . . . .	73	8	74	-	2	157
Mansfield . . . . .	122	20	139	-	3	284
NEW BEDFORD . . . . .	7150	744	7071	6	701	15672
N. Attleborough . . . . .	191	13	192	-	8	404
Norton . . . . .	61	29	76	-	5	171
Raynham . . . . .	108	7	80	-	2	197
Rehoboth . . . . .	52	8	18	-	1	79
Seekonk . . . . .	84	10	32	-	8	134
Somerset . . . . .	502	56	663	-	45	1266

## DEMOCRATIC

## Senator in Congress — Continued

## Bristol County — Concluded

Cities and Towns	Endicott Peabody of Cambridge	Thomas B. Adams of Lincoln	John F. Collins of Boston	All Others	Blanks	Total Votes Cast
Swansea . . . . .	310	22	255	—	22	609
TAUNTON . . . . .	1538	115	1980	—	125	3758
Westport . . . . .	230	24	186	—	10	450
Totals . . . . .	19806	2066	22333	6	2240	46151

## Dukes County

Chilmark . . . . .	8	1	1	—	—	10
Edgartown . . . . .	33	3	9	—	—	45
Gay Head . . . . .	7	1	2	—	1	11
Gosnold . . . . .	3	1	2	—	1	7
Oak Bluffs . . . . .	14	2	11	—	1	28
Tisbury . . . . .	21	12	21	—	3	57
W. Tisbury . . . . .	10	6	2	—	—	18
Totals . . . . .	96	26	48	—	6	176

## Essex County

Amesbury . . . . .	193	24	203	—	13	433
Andover . . . . .	664	202	708	—	37	1611
BEVERLY . . . . .	1097	175	944	—	71	2287
Boxford . . . . .	33	14	36	—	3	86
Danvers . . . . .	750	90	695	—	46	1581
Essex . . . . .	23	6	13	—	4	46
Georgetown . . . . .	101	22	85	—	3	211
GLOUCESTER . . . . .	555	110	493	—	45	1203
Groveland . . . . .	120	18	136	—	4	278
Hamilton . . . . .	85	20	80	—	4	189
HAVERHILL . . . . .	1772	289	2849	—	317	5227
Ipswich . . . . .	235	50	185	—	13	483
LAWRENCE . . . . .	6494	1328	8322	—	839	16983
LYNN . . . . .	6474	1064	6482	—	433	14453
Lynnfield . . . . .	300	69	265	—	7	641
Manchester . . . . .	105	28	84	—	6	223
Marblehead . . . . .	565	173	315	—	19	1072
Merrimac . . . . .	67	21	67	—	6	161
Methuen . . . . .	1771	354	2138	—	164	4427
Middleton . . . . .	78	14	60	—	7	159
Nahant . . . . .	288	64	268	—	35	655
Newbury . . . . .	50	14	52	—	3	119
NEWBURYPORT . . . . .	346	46	305	—	32	729
North Andover . . . . .	608	126	720	—	49	1503
PEABODY . . . . .	3330	549	2783	—	361	7023
Rockport . . . . .	82	62	63	—	3	210
Rowley . . . . .	50	14	25	—	3	92
SALEM . . . . .	2655	242	1685	—	125	4707
Salisbury . . . . .	57	7	59	—	4	127
Saugus . . . . .	885	138	757	—	29	1809
Swampscott . . . . .	578	142	355	—	41	1116
Topsfield . . . . .	52	24	62	—	4	142
Wenham . . . . .	30	12	23	—	1	66
W. Newbury . . . . .	42	9	45	—	2	98
Totals . . . . .	30535	5520	31362	—	2733	70150

## Franklin County

Ashfield . . . . .	5	8	5	—	—	18
Bernardston . . . . .	10	3	1	—	—	14
Buckland . . . . .	19	2	17	—	3	41
Charlemont . . . . .	10	1	2	—	—	13
Colrain . . . . .	29	2	11	—	2	44
Conway . . . . .	5	3	9	—	—	17
Deerfield . . . . .	66	5	26	—	7	104
Erving . . . . .	25	1	15	—	1	42
Gill . . . . .	11	9	6	—	1	27
Greenfield . . . . .	297	55	185	—	16	553
Hawley . . . . .	—	1	—	—	—	1
Heath . . . . .	3	—	—	—	—	3
Leverett . . . . .	12	15	—	—	—	27
Leyden . . . . .	3	—	3	—	—	6
Monroe . . . . .	9	2	6	—	3	20

## DEMOCRATIC

*Senator in Congress — Continued*

## Franklin County — Concluded

Cities and Towns	Endicott Peabody of Cambridge	Thomas B. Adams of Lincoln	John F. Collins of Boston	All Others	Blanks	Total Votes Cast
Montague . . . . .	194	24	91	-	11	320
New Salem . . . . .	4	1	4	-	-	9
Northfield . . . . .	11	4	8	-	1	24
Orange . . . . .	53	8	49	-	1	111
Rowe . . . . .	5	1	4	-	-	10
Shelburne . . . . .	10	7	20	-	1	38
Shutesbury . . . . .	8	1	5	-	-	14
Sunderland . . . . .	50	7	18	-	15	90
Warwick . . . . .	5	-	4	-	-	9
Wendell . . . . .	7	1	4	-	1	13
Whately . . . . .	27	2	6	-	3	38
Totals . . . . .	878	163	499	-	66	1606

## Hampden County

Agawam . . . . .	834	80	564	-	60	1538
Blandford . . . . .	3	-	5	-	1	9
Brimfield . . . . .	29	2	25	-	2	58
Chester . . . . .	18	1	9	-	-	28
CHICOPEE . . . . .	4621	445	4349	-	399	9814
E. Longmeadow . . . . .	192	14	180	-	6	392
Granville . . . . .	2	1	2	-	-	5
Hampden . . . . .	53	13	51	-	3	120
Holland . . . . .	20	5	15	-	1	41
HOLYOKE . . . . .	2069	134	1969	-	233	4405
Longmeadow . . . . .	225	54	205	-	10	494
Ludlow . . . . .	1084	114	1080	-	77	2355
Monson . . . . .	193	10	105	-	13	321
Montgomery . . . . .	12	-	5	-	1	18
Palmer . . . . .	454	36	283	-	33	806
Russell . . . . .	20	2	6	-	-	28
Southwick . . . . .	198	16	65	-	5	284
SPRINGFIELD . . . . .	6723	1061	8829	-	1658	18271
Tolland . . . . .	2	-	-	-	-	2
Wales . . . . .	20	3	12	-	1	36
W. Springfield . . . . .	625	52	529	-	51	1257
WESTFIELD . . . . .	683	84	499	-	26	1292
Wilbraham . . . . .	139	30	122	-	10	301
Totals . . . . .	18219	2157	18909	-	2590	41875

## Hampshire County

Amherst . . . . .	242	207	87	-	4	540
Belchertown . . . . .	101	13	52	-	4	170
Chesterfield . . . . .	10	1	1	-	-	12
Cummington . . . . .	9	2	1	-	-	12
Easthampton . . . . .	320	54	283	-	35	692
Goshen . . . . .	11	-	4	-	-	15
Granby . . . . .	122	13	51	-	3	189
Hadley . . . . .	129	23	81	-	14	247
Hatfield . . . . .	131	11	94	-	25	261
Huntington . . . . .	23	-	14	-	1	43
Middlefield . . . . .	5	2	-	-	1	8
NORTHAMPTON . . . . .	1170	179	1226	-	127	2702
Pelham . . . . .	15	14	5	-	1	35
Plainfield . . . . .	3	3	2	1	2	11
So. Hadley . . . . .	616	79	426	-	42	1163
Southampton . . . . .	68	8	19	-	1	96
Ware . . . . .	304	27	202	-	35	568
Westhampton . . . . .	11	2	2	-	-	15
Williamsburg . . . . .	65	19	31	-	2	117
Worthington . . . . .	13	2	12	-	4	31
Totals . . . . .	3373	659	2593	1	301	6927

## Middlesex County

Acton . . . . .	194	102	164	-	6	466
Arlington . . . . .	5230	834	3507	-	155	9726
Ashby . . . . .	35	19	29	-	1	84
Ashland . . . . .	205	16	149	-	2	372
Ayer . . . . .	127	16	101	-	9	253
Bedford . . . . .	277	101	238	-	4	620
Belmont . . . . .	1826	478	1270	-	81	3655



DEMOCRATIC

Senator in Congress — Continued

Middlesex County — Concluded

Cities and Towns	Endicott Peabody of Cambridge	Thomas B. Adams of Lincoln	John F. Collins of Boston	All Others	Blanks	Total Votes Cast
Billerica . . . . .	1002	166	820	-	46	2034
Boxborough . . . . .	20	9	18	-	1	48
Burlington . . . . .	770	134	706	-	28	1638
CAMBRIDGE . . . . .	10705	2685	5101	-	755	19246
Carlisle . . . . .	25	21	28	-	2	76
Chelmsford . . . . .	756	110	708	-	33	1607
Concord . . . . .	415	284	367	-	13	1079
Dracut . . . . .	736	117	861	-	49	1763
Dunstable . . . . .	22	5	8	-	4	39
EVERETT . . . . .	5129	682	3154	-	779	9744
Framingham . . . . .	1887	412	1827	-	85	4211
Groton . . . . .	122	22	52	-	2	198
Holliston . . . . .	144	25	154	-	3	326
Hopkinton . . . . .	184	18	133	-	6	341
Hudson . . . . .	383	30	330	-	19	762
Lexington . . . . .	1049	700	762	-	33	2544
Lincoln . . . . .	79	206	69	-	3	357
Littleton . . . . .	118	41	114	-	6	279
LOWELL . . . . .	7298	879	8323	-	539	17039
MALDEN . . . . .	4464	607	2990	-	337	8398
MARLBOROUGH . . . . .	1123	86	1025	-	47	2281
Maynard . . . . .	364	47	226	-	15	652
MEDFORD . . . . .	7376	1210	5045	-	587	14218
MELROSE . . . . .	1087	156	779	-	53	2075
Natick . . . . .	959	277	1044	-	105	2335
NEWTON . . . . .	4509	2125	3108	-	233	9975
North Reading . . . . .	323	49	231	-	16	619
Pepperell . . . . .	82	28	63	-	8	181
Reading . . . . .	720	113	408	-	24	1265
Sherborn . . . . .	26	21	39	-	4	90
Shirley . . . . .	91	5	68	-	5	169
SOMERVILLE . . . . .	10265	1603	7009	-	673	19550
Stoncham . . . . .	809	130	560	-	34	1533
Stow . . . . .	50	21	51	-	1	123
Sudbury . . . . .	212	132	212	-	1	557
Tewksbury . . . . .	705	95	689	-	38	1527
Townsend . . . . .	37	3	51	-	1	92
Tyngsborough . . . . .	92	21	109	-	8	230
Wakefield . . . . .	1191	159	782	-	47	2179
WALTHAM . . . . .	2645	368	1876	-	195	5084
Watertown . . . . .	3336	622	2106	-	247	6311
Wayland . . . . .	279	210	206	-	13	708
Westford . . . . .	377	52	266	-	25	720
Weston . . . . .	191	215	223	-	10	644
Wilmington . . . . .	618	82	421	-	28	1149
Winchester . . . . .	929	162	572	-	30	1693
WOBURN . . . . .	3152	366	2057	-	270	5845
Totals . . . . .	84750	17077	61214	-	5719	168760

Nantucket County

Nantucket . . . . .	16	3	18	-	2	39
---------------------	----	---	----	---	---	----

Norfolk County

Avon . . . . .	285	27	263	-	13	588
Bellingham . . . . .	504	65	462	-	49	1080
Braintree . . . . .	2616	408	1976	-	164	5164
Brookline . . . . .	3906	1526	1796	-	133	7361
Canton . . . . .	1010	174	872	-	50	2106
Cohasset . . . . .	282	49	198	-	11	540
Dedham . . . . .	1549	217	1272	-	69	3107
Dover . . . . .	55	24	45	-	3	127
Foxborough . . . . .	240	44	242	-	5	531
Franklin . . . . .	724	145	812	1	88	1770
Holbrook . . . . .	613	102	532	-	45	1292
Medfield . . . . .	172	28	146	-	5	351
Medway . . . . .	294	37	263	-	23	617
Millis . . . . .	338	44	345	-	47	774
Milton . . . . .	3265	467	2136	-	147	6015
Needham . . . . .	750	266	833	-	27	1876

## DEMOCRATIC

*Senator in Congress — Continued*

## Norfolk County — Concluded

Cities and Towns	Endicott Peabody of Cambridge	Thomas B. Adams of Lincoln	John F. Collins of Boston	All Others	Blanks	Total Votes Cast
Norfolk . . . . .	91	17	57	—	7	172
Norwood . . . . .	1718	231	1820	—	97	3866
Plainville . . . . .	60	6	61	—	2	129
QUINCY . . . . .	8093	1066	4674	—	381	14214
Randolph . . . . .	1766	264	1351	—	117	3498
Sharon . . . . .	507	212	324	—	24	1067
Stoughton . . . . .	924	171	724	—	49	1868
Walpole . . . . .	585	81	534	—	23	1226
Wellesley . . . . .	634	304	595	1	30	1564
Westwood . . . . .	472	96	472	—	22	1062
Weymouth . . . . .	3014	398	1894	—	120	5426
Wrentham . . . . .	86	19	99	—	6	210
Totals . . . . .	34533	6491	24798	2	1757	67601

## Plymouth County

Abington . . . . .	568	61	534	—	51	1214
Bridgewater . . . . .	203	43	196	—	8	450
Brockton . . . . .	4161	441	3683	—	166	8451
Carver . . . . .	56	4	26	—	5	91
Duxbury . . . . .	52	29	52	—	5	138
E. Bridgewater . . . . .	160	35	155	—	3	353
Halifax . . . . .	123	7	75	—	6	211
Hanover . . . . .	227	24	142	—	6	399
Hanson . . . . .	156	17	102	—	3	278
Hingham . . . . .	518	106	384	—	15	1023
Hull . . . . .	604	102	348	—	36	1090
Kingston . . . . .	103	20	81	—	4	208
Lakeville . . . . .	63	14	50	—	2	129
Marion . . . . .	47	16	50	—	2	115
Marshfield . . . . .	519	41	283	—	28	871
Mattapoisett . . . . .	70	10	72	—	3	155
Middleborough . . . . .	175	33	182	—	9	399
Norwell . . . . .	175	33	149	—	2	359
Pembroke . . . . .	278	43	252	—	15	588
Plymouth . . . . .	254	39	226	—	11	530
Plympton . . . . .	24	3	17	—	—	44
Rochester . . . . .	29	2	17	—	1	49
Rockland . . . . .	762	71	560	—	44	1437
Scituate . . . . .	662	105	516	—	28	1311
Wareham . . . . .	191	20	112	—	17	373
W. Bridgewater . . . . .	93	12	87	—	2	199
Whitman . . . . .	361	49	259	—	12	681
Totals . . . . .	10642	1380	8640	—	484	21146

## Suffolk County

BOSTON . . . . .	71082	8576	48523	—	7777	135958
CHELSEA . . . . .	4049	624	2351	—	327	7351
REVERE . . . . .	5665	941	4220	—	465	11291
Winthrop . . . . .	1740	312	1097	—	97	3246
Totals . . . . .	82536	10453	56691	—	8666	158346

## Worcester County

Ashburnham . . . . .	136	16	96	—	13	261
Athol . . . . .	324	16	401	—	37	778
Auburn . . . . .	380	38	433	—	21	872
Barre . . . . .	228	19	153	—	50	450
Berlin . . . . .	17	3	15	—	—	35
Blackstone . . . . .	663	86	491	—	87	1327
Bolton . . . . .	39	13	16	—	1	69
Boylston . . . . .	94	11	58	—	4	167
Brookfield . . . . .	58	8	40	—	4	110
Charlton . . . . .	107	6	83	—	7	203
Clinton . . . . .	743	78	924	—	94	1839
Douglas . . . . .	165	20	130	—	30	345
Dudley . . . . .	370	28	275	—	36	709
East Brookfield . . . . .	76	12	92	—	11	191
FITCHBURG . . . . .	1402	186	2849	—	151	4588
GARDNER . . . . .	1216	117	1396	—	139	2868
Grafton . . . . .	344	31	267	—	29	671

DEMOCRATIC

Senator in Congress — Concluded

Worcester County — Concluded

Cities and Towns	Endicott Peabody of Cambridge	Thomas B. Adams of Lincoln	John F. Collins of Boston	All Others	Blanks	Total Votes Cast
Hardwick . . . . .	246	14	149	—	40	449
Harvard . . . . .	56	24	40	—	4	124
Holden . . . . .	138	29	140	—	6	313
Hopedale . . . . .	118	8	94	—	10	230
Hubbardston . . . . .	64	14	60	—	11	149
Lancaster . . . . .	47	6	74	—	3	130
Leicester . . . . .	524	83	599	—	70	1276
LEOMINSTER . . . . .	745	82	805	—	83	1715
Lunenburg . . . . .	73	7	121	—	5	206
Mendon . . . . .	35	8	54	—	5	102
Milford . . . . .	730	39	505	—	64	1338
Millbury . . . . .	512	48	429	—	60	1049
Millville . . . . .	188	14	156	—	22	380
New Braintree . . . . .	18	1	3	—	1	23
N. Brookfield . . . . .	245	12	136	—	17	410
Northborough . . . . .	183	31	151	—	7	372
Northbridge . . . . .	522	33	308	—	56	919
Oakham . . . . .	14	2	12	—	2	30
Oxford . . . . .	365	38	321	—	23	747
Paxton . . . . .	75	13	52	—	6	146
Petersham . . . . .	23	4	24	—	2	53
Phillipston . . . . .	21	1	6	—	2	30
Princeton . . . . .	21	10	13	—	—	44
Royalston . . . . .	26	4	23	—	2	55
Rutland . . . . .	56	11	32	—	5	104
Shrewsbury . . . . .	668	102	762	—	57	1589
Southborough . . . . .	124	14	100	—	5	243
Southbridge . . . . .	1616	153	2023	—	214	4006
Spencer . . . . .	504	49	346	2	66	967
Sterling . . . . .	74	4	63	—	8	149
Sturbridge . . . . .	294	24	269	—	27	614
Sutton . . . . .	103	19	95	—	24	241
Templeton . . . . .	208	14	151	—	18	391
Upton . . . . .	67	12	43	—	3	125
Uxbridge . . . . .	626	54	644	—	98	1422
Warren . . . . .	279	29	212	—	74	594
Webster . . . . .	767	73	593	—	86	1519
W. Boylston . . . . .	101	24	155	—	9	289
W. Brookfield . . . . .	73	5	40	—	3	121
Westborough . . . . .	204	35	219	—	14	472
Westminster . . . . .	175	26	135	—	23	359
Winchendon . . . . .	123	13	124	—	10	270
WORCESTER . . . . .	12338	1885	14450	—	1734	30407
Totals . . . . .	29751	3759	32450	2	3693	69655

Aggregate of Votes

Counties	Endicott Peabody of Cambridge	Thomas B. Adams of Lincoln	John F. Collins of Boston	All Others	Blanks	Total Votes Cast
BARNSTABLE . . . . .	1545	269	1402	—	86	3302
BERKSHIRE . . . . .	4267	1412	4059	1	416	10155
BRISTOL . . . . .	19806	2066	22333	6	2240	46451
DUKES COUNTY . . . . .	96	26	48	—	6	176
ESSEX . . . . .	30535	5520	31362	—	2733	70150
FRANKLIN . . . . .	878	163	499	—	66	1606
HAMPDEN . . . . .	18219	2157	18909	—	2590	41875
HAMPSHIRE . . . . .	3373	659	2593	1	301	6927
MIDDLESEX . . . . .	84750	17077	61214	—	5719	168760
NANTUCKET . . . . .	16	3	18	—	2	39
NORFOLK . . . . .	34553	6491	24798	2	1757	67601
PLYMOUTH . . . . .	10642	1380	8640	—	484	21146
SUFFOLK . . . . .	82536	10453	56691	—	8666	158346
WORCESTER . . . . .	29751	3759	32450	2	3693	69655
Totals . . . . .	320967	51435	265016	12	28759	666189

## DEMOCRATIC

## Governor

## Barnstable County

Cities and Towns	Edward J. McCormack, Jr. of Boston	Kenneth P. O'Donnell of Boston	All Others	Blanks	Total Votes Cast
Barnstable . . . . .	386	325	-	39	750
Bourne . . . . .	224	126	-	11	361
Brewster . . . . .	26	21	-	4	51
Chatham . . . . .	48	57	-	2	107
Dennis . . . . .	118	119	-	6	243
Eastham . . . . .	63	18	-	3	84
Falmouth . . . . .	450	269	-	13	732
Harwich . . . . .	86	74	-	2	162
Mashpee . . . . .	30	22	-	2	54
Orleans . . . . .	48	25	-	2	75
Provincetown . . . . .	59	37	-	3	99
Sandwich . . . . .	74	32	-	-	106
Truro . . . . .	22	11	-	1	34
Wellfleet . . . . .	33	24	-	2	59
Yarmouth . . . . .	193	185	-	7	385
Totals . . . . .	1860	1345	-	97	3302

## Berkshire County

Adams . . . . .	225	150	-	23	398
Alford . . . . .	5	2	-	3	10
Becket . . . . .	12	2	-	-	14
Cheshire . . . . .	81	28	-	5	114
Clarksburg . . . . .	40	10	-	4	54
Dalton . . . . .	175	114	-	3	292
Egremont . . . . .	12	9	-	2	23
Florida . . . . .	20	7	-	2	29
Gt. Barrington . . . . .	125	27	-	12	164
Hancock . . . . .	6	2	-	2	10
Hinsdale . . . . .	31	16	-	2	49
Lanesborough . . . . .	72	43	-	2	117
Lee . . . . .	106	74	-	8	188
Lenox . . . . .	208	125	-	30	363
Monterey . . . . .	16	13	-	5	34
Mt. Washington . . . . .	5	-	-	-	5
New Ashford . . . . .	6	2	-	-	8
New Marlborough . . . . .	3	2	-	-	5
NORTH ADAMS . . . . .	778	359	-	75	1212
Otis . . . . .	7	4	-	1	12
Peru . . . . .	4	2	-	1	7
PITTSFIELD . . . . .	3395	2488	-	471	6354
Richmond . . . . .	22	16	-	1	39
Sandisfield . . . . .	10	2	-	-	12
Savoy . . . . .	6	2	-	-	8
Sheffield . . . . .	43	7	-	6	56
Stockbridge . . . . .	61	38	-	19	118
Tyringham . . . . .	5	8	-	3	16
Washington . . . . .	22	2	-	4	28
West Stockbridge . . . . .	19	24	-	-	43
Williamstown . . . . .	203	117	-	30	350
Windsor . . . . .	16	7	-	-	23
Totals . . . . .	5739	3702	-	714	10155

## Bristol County

Acushnet . . . . .	555	214	-	28	797
ATTLEBORO . . . . .	524	291	-	19	834
Berkley . . . . .	29	18	-	-	47
Dartmouth . . . . .	1154	515	-	133	1802
Dighton . . . . .	93	56	-	5	154
Easton . . . . .	269	267	-	13	549
Fairhaven . . . . .	960	356	-	38	1354
FALL RIVER . . . . .	10631	5195	-	1907	17733
Freetown . . . . .	108	48	-	1	157
Mansfield . . . . .	144	132	-	8	284
NEW BEDFORD . . . . .	9896	4678	5	1093	15672
N. Attleborough . . . . .	212	190	-	2	404
Norton . . . . .	103	59	-	9	171
Raynham . . . . .	106	88	-	3	197
Rehoboth . . . . .	59	18	-	2	79
Seekonk . . . . .	98	30	-	6	134

## DEMOCRATIC

## Governor — Continued

## Bristol County — Concluded

Cities and Towns	Edward J. McCormack, Jr. of Boston	Kenneth P. O'Donnell of Boston	All Others	Blanks	Total Votes Cast
Somerset . . . . .	787	424	—	55	1266
Swansea . . . . .	408	178	—	23	609
TAUNTON . . . . .	1836	1692	—	230	3758
Westport . . . . .	321	114	—	15	450
Totals . . . . .	28293	14563	5	3590	46451

## Dukes County

Chilmark . . . . .	7	2	—	1	10
Edgartown . . . . .	32	11	—	2	45
Gay Head . . . . .	6	1	—	4	11
Gosnold . . . . .	3	3	—	1	7
Oak Bluffs . . . . .	18	8	—	2	28
Tisbury . . . . .	35	19	—	3	57
W. Tisbury . . . . .	15	2	—	1	18
Totals . . . . .	116	46	—	14	176

## Essex County

Amesbury . . . . .	206	209	—	18	433
Andover . . . . .	847	714	—	50	1611
BEVERLY . . . . .	1061	1150	—	76	2287
Boxford . . . . .	47	36	—	3	86
Danvers . . . . .	764	791	—	26	1581
Essex . . . . .	20	23	—	3	46
Georgetown . . . . .	112	96	—	3	211
GLOUCESTER . . . . .	482	676	—	45	1203
Groveland . . . . .	119	158	—	1	278
Hamilton . . . . .	107	76	—	6	189
HAVERRHILL . . . . .	2964	1901	—	362	5227
Ipswich . . . . .	252	215	—	16	483
LAWRENCE . . . . .	8976	7061	2	944	16983
LYNN . . . . .	7606	6344	—	503	14453
Lynnfield . . . . .	326	293	—	22	641
Manchester . . . . .	110	106	—	7	223
Marblehead . . . . .	506	535	—	31	1072
Merrimac . . . . .	87	71	—	3	161
Methuen . . . . .	2626	1595	—	206	4427
Middleton . . . . .	81	77	—	1	159
Nahant . . . . .	328	282	—	45	655
Newbury . . . . .	54	61	—	4	119
NEWBURYPORT . . . . .	411	277	—	41	729
North Andover . . . . .	763	681	—	59	1503
PEABODY . . . . .	3095	3622	—	306	7023
Rockport . . . . .	83	110	—	17	210
Rowley . . . . .	42	47	—	3	92
SALEM . . . . .	2446	2120	—	141	4707
Salisbury . . . . .	82	42	—	3	127
Saugus . . . . .	855	912	—	42	1809
Swampscott . . . . .	481	565	—	70	1116
Topsfield . . . . .	63	75	—	4	142
Wenham . . . . .	31	35	—	—	66
W. Newbury . . . . .	56	40	—	2	98
Totals . . . . .	36089	30996	2	3063	70150

## Franklin County

Ashfield . . . . .	8	9	—	1	18
Bernardston . . . . .	5	9	—	—	14
Buckland . . . . .	15	26	—	—	41
Charlemont . . . . .	4	8	—	1	13
Colrain . . . . .	12	32	—	—	44
Conway . . . . .	7	10	—	—	17
Deerfield . . . . .	58	43	—	3	104
Erving . . . . .	16	26	—	—	42
Gill . . . . .	13	14	—	—	27
Greenfield . . . . .	180	364	—	9	553
Hawley . . . . .	1	—	—	—	1
Heath . . . . .	2	—	—	1	3
Leverett . . . . .	7	10	—	10	27
Leyden . . . . .	5	1	—	—	6
Monroe . . . . .	13	7	—	—	20
Montague . . . . .	154	157	—	9	320

## DEMOCRATIC

## Governor — Continued

## Franklin County — Concluded

Cities and Towns	Edward J. McCormack, Jr. of Boston	Kenneth P. O'Donnell of Boston	All Others	Blanks	Total Votes Cast
New Salem . . . . .	5	4	—	—	9
Northfield . . . . .	13	8	—	3	24
Orange . . . . .	54	56	—	1	111
Rowe . . . . .	4	6	—	—	10
Shelburne . . . . .	21	15	—	2	38
Shutesbury . . . . .	10	3	—	1	14
Sunderland . . . . .	48	34	—	8	90
Warwick . . . . .	8	1	—	—	9
Wendell . . . . .	11	2	—	—	13
Whately . . . . .	31	7	—	—	38
Totals . . . . .	705	852	—	49	1606

## Hampden County

Agawam . . . . .	939	525	—	74	1538
Blandford . . . . .	5	3	—	1	9
Brimfield . . . . .	29	29	—	—	58
Chester . . . . .	19	9	—	—	28
CHICOPEE . . . . .	6035	3227	—	552	9814
E. Longmeadow . . . . .	168	215	—	9	392
Granville . . . . .	4	1	—	—	5
Hampden . . . . .	66	50	—	4	120
Holland . . . . .	27	11	—	3	41
HOLYOKE . . . . .	2432	1591	—	382	4405
Longmeadow . . . . .	200	272	—	22	494
Ludlow . . . . .	1483	748	—	124	2355
Monson . . . . .	218	93	—	10	321
Montgomery . . . . .	15	3	—	—	18
Palmer . . . . .	549	231	—	26	806
Russell . . . . .	22	6	—	—	28
Southwick . . . . .	206	71	—	7	284
SPRINGFIELD . . . . .	8185	7648	—	2438	18271
Tolland . . . . .	2	—	—	—	2
Wales . . . . .	22	12	—	2	36
W. Springfield . . . . .	617	581	—	59	1257
WESTFIELD . . . . .	836	420	—	36	1292
Wilbraham . . . . .	170	120	—	11	301
Totals . . . . .	22249	15866	—	3760	41875

## Hampshire County

Amherst . . . . .	289	215	—	36	540
Belchertown . . . . .	120	48	—	2	170
Chesterfield . . . . .	4	6	—	2	12
Cummington . . . . .	6	3	—	3	12
Easthampton . . . . .	455	205	—	32	692
Goshen . . . . .	4	11	—	—	15
Granby . . . . .	124	57	—	8	189
Hadley . . . . .	158	82	—	7	247
Hatfield . . . . .	210	46	—	5	261
Huntington . . . . .	33	7	—	3	43
Middlefield . . . . .	7	1	—	—	8
NORTHAMPTON . . . . .	1456	1114	—	132	2702
Pelham . . . . .	18	17	—	—	35
Plainfield . . . . .	6	4	—	1	11
So. Hadley . . . . .	764	361	2	36	1163
Southampton . . . . .	80	15	—	1	96
Ware . . . . .	342	204	—	22	568
Westhampton . . . . .	9	6	—	—	15
Williamsburg . . . . .	68	43	—	6	117
Worthington . . . . .	16	10	—	5	31
Totals . . . . .	4169	2455	2	301	6927

## Middlesex County

Acton . . . . .	204	255	—	7	466
Arlington . . . . .	4688	4740	1	297	9726
Ashby . . . . .	50	31	—	3	84
Ashland . . . . .	198	166	—	8	372
Ayer . . . . .	108	138	—	7	253
Bedford . . . . .	314	290	—	16	620
Belmont . . . . .	1708	1831	—	116	3655
Billerica . . . . .	880	1116	—	38	2034

DEMOCRATIC

Governor — Continued

Middlesex County — Concluded

Cities and Towns	Edward J. McCormack, Jr. of Boston	Kenneth P. O'Donnell of Boston	All Others	Blanks	Total Votes Cast
Boxborough . . . . .	35	12	—	1	48
Burlington . . . . .	834	775	—	29	1638
CAMBRIDGE . . . . .	10536	7677	—	1033	19246
Carlisle . . . . .	35	35	—	6	76
Chelmsford . . . . .	818	760	—	29	1607
Concord . . . . .	495	544	—	40	1079
Dracut . . . . .	1043	666	—	54	1763
Dunstable . . . . .	25	12	—	2	39
EVERETT . . . . .	4666	3943	—	1135	9744
Framingham . . . . .	1994	2131	—	86	4211
Groton . . . . .	101	94	—	3	198
Holliston . . . . .	155	166	—	5	326
Hopkinton . . . . .	148	187	—	6	341
Hudson . . . . .	455	293	—	14	762
Lexington . . . . .	1132	1231	—	181	2544
Lincoln . . . . .	155	162	—	40	356
Littleton . . . . .	145	128	—	6	276
LOWELL . . . . .	9386	7047	—	606	17037
MALDEN . . . . .	4316	3649	—	433	8398
MARLBOROUGH . . . . .	1208	1010	—	63	2281
Maynard . . . . .	347	290	—	15	652
MEDFORD . . . . .	7098	6286	—	834	14213
MELROSE . . . . .	890	1098	—	87	2075
Natick . . . . .	1020	1283	—	82	2385
NEWTON . . . . .	4941	4673	—	358	9975
North Reading . . . . .	307	392	—	10	619
Pepperell . . . . .	84	88	—	9	181
Reading . . . . .	555	674	—	36	1265
Sherborn . . . . .	32	51	—	7	90
Shirley . . . . .	101	57	—	11	169
SOMERVILLE . . . . .	10635	8072	—	843	19550
Stoneham . . . . .	686	792	—	55	1533
Stow . . . . .	61	61	—	1	123
Sudbury . . . . .	250	288	—	19	557
Tewksbury . . . . .	868	632	—	27	1527
Townsend . . . . .	54	33	—	—	92
Tyngsborough . . . . .	144	81	—	5	230
Wakefield . . . . .	1049	1060	—	70	2179
WALTHAM . . . . .	2471	2296	—	317	5084
Watertown . . . . .	3026	3011	—	274	6311
Wayland . . . . .	306	360	—	42	708
Westford . . . . .	457	252	—	11	720
Weston . . . . .	279	339	—	26	644
Wilmington . . . . .	586	542	—	21	1149
Winchester . . . . .	687	936	—	70	1693
WOBURN . . . . .	2601	2902	—	342	5845
Totals . . . . .	85370	75553	1	7336	168760

Nantucket County

Nantucket . . . . .	24	13	—	2	39
---------------------	----	----	---	---	----

Norfolk County

Avon . . . . .	337	242	—	9	588
Bellingham . . . . .	700	338	—	42	1080
Braintree . . . . .	2582	2428	—	154	5164
Brookline . . . . .	3836	3138	—	387	7361
Canton . . . . .	941	1097	—	68	2106
Cohasset . . . . .	195	324	—	21	540
Dedham . . . . .	1511	1513	1	82	3107
Dover . . . . .	59	63	—	5	127
Foxborough . . . . .	267	261	—	3	531
Franklin . . . . .	909	761	—	100	1770
Holbrook . . . . .	697	563	—	32	1292
Medfield . . . . .	173	168	—	10	351
Medway . . . . .	359	235	—	23	617
Millis . . . . .	379	337	—	58	774
Milton . . . . .	2887	2970	—	158	6015
Needham . . . . .	841	969	—	66	1876
Norfolk . . . . .	86	81	—	5	172
Norwood . . . . .	1809	1966	—	91	3866
Plainville . . . . .	82	44	—	3	129

DEMOCRATIC

Governor — Continued

Norfolk County — Concluded

Cities and Towns	Edward J. McCormack, Jr. of Boston	Kenneth P. O'Donnell of Boston	All Others	Blanks	Total Votes Cast
QUINCY . . . . .	7675	6131	—	408	14214
Randolph . . . . .	1966	1415	—	117	3498
Sharon . . . . .	619	420	—	28	1067
Stoughton . . . . .	963	853	—	52	1868
Walpole . . . . .	576	622	—	28	1226
Wellesley . . . . .	680	820	1	63	1564
Westwood . . . . .	498	529	—	35	1062
Weymouth . . . . .	2532	2809	—	85	5426
Wrentham . . . . .	137	64	—	9	210
Totals . . . . .	34296	31161	2	2142	67601

Plymouth County

Abington . . . . .	677	502	—	35	1214
Bridgewater . . . . .	228	215	—	7	450
BROCKTON . . . . .	4859	3319	—	273	8451
Carver . . . . .	58	27	—	6	91
Duxbury . . . . .	62	70	—	6	138
E. Bridgewater . . . . .	219	129	—	5	353
Halifax . . . . .	130	72	—	9	211
Hanover . . . . .	190	205	—	4	399
Hanson . . . . .	168	101	—	9	278
Hingham . . . . .	464	536	—	23	1023
Hull . . . . .	637	411	—	42	1090
Kingston . . . . .	132	65	—	11	208
Lakeville . . . . .	83	40	—	6	129
Marion . . . . .	74	39	—	2	115
Marshfield . . . . .	452	404	—	15	871
Mattapoisett . . . . .	93	57	—	5	155
Middleborough . . . . .	225	166	—	8	399
Norwell . . . . .	181	170	—	8	359
Pembroke . . . . .	330	246	—	12	588
Plymouth . . . . .	329	189	—	12	530
Plympton . . . . .	32	12	—	—	44
Rochester . . . . .	38	10	—	1	49
Rockland . . . . .	754	637	—	46	1437
Seituate . . . . .	540	735	—	36	1311
Wareham . . . . .	237	119	—	17	373
W. Bridgewater . . . . .	124	71	—	4	199
Whitman . . . . .	374	281	—	26	681
Totals . . . . .	11690	8828	—	623	21146

Suffolk County

BOSTON . . . . .	68569	51358	—	16031	135958
CHELSEA . . . . .	4600	2662	—	589	7851
REVERE . . . . .	5996	4482	—	813	11291
Winthrop . . . . .	1660	1408	—	178	3246
Totals . . . . .	80825	59910	—	17611	158346

Worcester County

Ashburnham . . . . .	165	85	—	11	261
Athol . . . . .	450	281	—	47	778
Auburn . . . . .	320	541	—	11	872
Barre . . . . .	239	169	—	42	450
Berlin . . . . .	24	11	—	—	35
Blackstone . . . . .	939	328	—	60	1327
Bolton . . . . .	29	37	—	3	69
Boylston . . . . .	55	110	—	2	167
Brookfield . . . . .	54	49	—	7	110
Charlton . . . . .	130	70	—	3	203
Clinton . . . . .	776	985	—	78	1839
Douglas . . . . .	205	113	—	27	345
Dudley . . . . .	311	369	—	29	709
East Brookfield . . . . .	103	76	—	12	191
FITCHBURG . . . . .	2213	2150	—	225	4588
GARDNER . . . . .	1737	931	—	200	2868
Grafton . . . . .	206	453	—	12	671
Hardwick . . . . .	292	132	—	25	449
Harvard . . . . .	49	72	—	3	124
Holden . . . . .	108	199	—	6	313
Hopedale . . . . .	152	74	—	4	230
Hubbardston . . . . .	71	66	—	12	149
Lancaster . . . . .	60	66	—	4	130



DEMOCRATIC

Governor — Concluded

Worcester County — Concluded

Cities and Towns	Edward J. McDermack, Jr. of Boston	Kenneth P. O'Connell of Boston	All Others	Blanks	Total Votes Cast
Leicester . . . . .	526	705	-	45	1276
LEOMINSTER . . . . .	889	765	-	61	1715
Lunenburg . . . . .	91	110	-	5	206
Mendon . . . . .	57	30	-	15	102
Milford . . . . .	937	367	-	31	1338
Millbury . . . . .	446	570	-	33	1049
Millville . . . . .	256	113	-	11	380
New Braintree . . . . .	19	4	-	-	23
N. Brookfield . . . . .	248	149	-	13	410
Northborough . . . . .	179	185	-	8	372
Northbridge . . . . .	453	393	-	73	919
Oakham . . . . .	11	15	-	4	30
Oxford . . . . .	260	483	-	4	747
Paxton . . . . .	53	88	-	5	146
Petersham . . . . .	20	31	-	2	53
Phillipston . . . . .	17	12	-	1	30
Princeton . . . . .	22	21	-	1	44
Royalston . . . . .	40	13	-	2	55
Rutland . . . . .	41	61	-	2	104
Shrewsbury . . . . .	548	990	-	51	1589
Southborough . . . . .	113	128	-	2	243
Southbridge . . . . .	2122	1618	-	266	4006
Spencer . . . . .	521	382	2	62	967
Sterling . . . . .	79	69	-	1	149
Sturbridge . . . . .	332	194	-	38	614
Sutton . . . . .	124	103	-	14	241
Templeton . . . . .	250	126	-	15	391
Upton . . . . .	75	40	-	10	125
Uxbridge . . . . .	688	638	-	96	1422
Warren . . . . .	352	176	-	66	594
Webster . . . . .	631	841	-	47	1519
W. Boylston . . . . .	107	169	-	13	289
W. Brookfield . . . . .	77	43	-	1	121
Westborough . . . . .	223	246	-	3	472
Westminster . . . . .	213	120	-	26	359
Winchendon . . . . .	148	109	-	13	270
WORCESTER . . . . .	12050	16777	-	1580	30407
Totals . . . . .	31956	34251	2	3446	69655

Aggregate of Votes

Counties	Edward J. McDermack, Jr. of Boston	Kenneth P. O'Connell of Boston	All Others	Blanks	Total Votes Cast
BARNSTABLE . . . . .	1860	1345	-	97	3302
BERKSHIRE . . . . .	5739	3702	-	714	10155
BRISTOL . . . . .	28293	14563	5	3590	46451
DUKES COUNTY . . . . .	116	46	-	14	176
ESSEX . . . . .	36089	30996	2	3063	70150
FRANKLIN . . . . .	705	852	-	49	1606
HAMPDEN . . . . .	22249	15866	-	3760	41875
HAMPSHIRE . . . . .	4169	2455	2	301	6927
MIDDLESEX . . . . .	85370	75553	1	7836	168760
NANTUCKET . . . . .	24	13	-	2	39
NORFOLK . . . . .	34296	31161	2	2142	67601
PLYMOUTH . . . . .	11690	8828	-	623	21146
SUFFOLK . . . . .	80825	59910	-	17611	158346
WORCESTER . . . . .	31956	34251	2	3446	69655
Totals . . . . .	343381	279541	14	43253	666189

## DEMOCRATIC

*Lieutenant Governor***Barnstable County**

Cities and Towns	Joseph E. McGuire of Worcester	Herbert L. Connolly of Newton	All Others	Blanks	Total Votes Cast
Barnstable . . . . .	387	252	-	111	750
Bourne . . . . .	186	130	-	45	361
Brewster . . . . .	34	9	-	8	51
Chatham . . . . .	64	34	-	9	107
Dennis . . . . .	141	82	-	20	243
Eastham . . . . .	56	17	-	11	84
Falmouth . . . . .	377	258	-	97	732
Harwich . . . . .	105	41	-	16	162
Mashpee . . . . .	24	22	-	8	54
Orleans . . . . .	39	25	-	11	75
Provincetown . . . . .	50	36	-	13	99
Sandwich . . . . .	73	24	-	9	106
Truro . . . . .	15	14	-	5	34
Wellfleet . . . . .	24	24	-	11	59
Yarmouth . . . . .	229	127	-	29	385
Totals . . . . .	1804	1095	-	403	3302

**Berkshire County**

Adams . . . . .	227	125	-	46	398
Alford . . . . .	3	3	-	4	10
Becket . . . . .	8	4	-	2	14
Cheshire . . . . .	70	26	-	18	114
Clarksburg . . . . .	28	16	-	10	54
Dalton . . . . .	180	85	-	27	292
Egremont . . . . .	11	5	-	7	23
Florida . . . . .	21	5	-	3	29
Gt. Barrington . . . . .	106	29	-	29	164
Hancock . . . . .	5	1	-	4	10
Hinsdale . . . . .	36	7	-	6	49
Lanesborough . . . . .	73	32	-	12	117
Lee . . . . .	85	65	-	38	188
Lenox . . . . .	168	79	-	116	363
Monterey . . . . .	15	6	-	13	34
Mt. Washington . . . . .	4	1	-	-	5
New Ashford . . . . .	7	1	-	-	8
New Marlborough . . . . .	3	2	-	-	5
NORTH ADAMS . . . . .	657	368	-	187	1212
Otis . . . . .	7	2	-	3	12
Peru . . . . .	2	1	-	4	7
PITTSFIELD . . . . .	2726	2335	-	1293	6354
Richmond . . . . .	23	9	-	7	39
Sandisfield . . . . .	6	5	-	1	12
Savoy . . . . .	6	1	-	1	8
Sheffield . . . . .	33	10	-	13	56
Stockbridge . . . . .	51	25	-	42	118
Tyringham . . . . .	9	3	-	4	16
Washington . . . . .	13	8	-	7	28
West Stockbridge . . . . .	28	9	-	6	43
Williamstown . . . . .	191	79	-	80	350
Windsor . . . . .	15	5	-	3	23
Totals . . . . .	4817	3352	-	1986	10155

**Bristol County**

Acushnet . . . . .	456	274	-	67	797
ATTLEBORO . . . . .	455	285	-	94	834
Berkley . . . . .	35	9	-	3	47
Dartmouth . . . . .	914	601	-	287	1802
Dighton . . . . .	94	44	-	16	154
Easton . . . . .	286	223	-	40	549
Fairhaven . . . . .	738	503	-	113	1354
FALL RIVER . . . . .	8399	5710	-	3624	17733
Freetown . . . . .	86	57	-	14	157
Mansfield . . . . .	163	92	-	29	284
NEW BEDFORD . . . . .	7557	5770	3	2342	15672
N. Attleborough . . . . .	273	101	-	30	404
Norton . . . . .	89	57	-	25	171
Raynham . . . . .	115	62	-	20	197
Rehoboth . . . . .	51	22	-	6	79
Seekonk . . . . .	86	38	-	10	134

## DEMOCRATIC

*Lieutenant Governor — Continued***Bristol County — Concluded**

Cities and Towns	Joseph E. McGuire of Worcester	Herbert L. Connolly of Newton	All Others	Blanks	Total Votes Cast
Somerset . . . . .	722	371	—	173	1266
Swansea . . . . .	370	174	—	65	609
TAUNTON . . . . .	1833	1144	—	781	3758
Westport . . . . .	260	132	—	58	450
Totals . . . . .	22982	15669	3	7797	46451

**Dukes County**

Cities and Towns	Joseph E. McGuire of Worcester	Herbert L. Connolly of Newton	All Others	Blanks	Total Votes Cast
Chilmark . . . . .	4	5	—	1	10
Edgartown . . . . .	22	17	—	6	45
Gay Head . . . . .	4	2	—	5	11
Gosnold . . . . .	3	2	—	2	7
Oak Bluffs . . . . .	17	7	—	4	28
Tisbury . . . . .	27	19	—	11	57
W. Tisbury . . . . .	10	5	—	3	18
Totals . . . . .	87	57	—	32	176

**Essex County**

Cities and Towns	Joseph E. McGuire of Worcester	Herbert L. Connolly of Newton	All Others	Blanks	Total Votes Cast
Amesbury . . . . .	162	166	—	105	433
Andover . . . . .	887	538	—	186	1611
BEVERLY . . . . .	1227	790	—	270	2287
Boxford . . . . .	39	29	—	18	86
Danvers . . . . .	31	9	—	6	46
Essex . . . . .	880	533	—	168	1581
Georgetown . . . . .	114	74	—	23	211
GLOUCESTER . . . . .	613	355	—	235	1203
Groveland . . . . .	161	87	—	30	278
Hamilton . . . . .	90	68	—	31	189
HAVFRHILL . . . . .	2342	1932	—	953	5227
Ipswich . . . . .	272	143	—	68	483
LAWRENCE . . . . .	8463	6693	—	1827	16983
LYNN . . . . .	7368	5404	—	1681	14453
Lynnfield . . . . .	325	243	—	73	641
Manchester . . . . .	117	68	—	38	223
Marblehead . . . . .	535	363	—	174	1072
Merrimac . . . . .	81	68	—	12	161
Methuen . . . . .	2204	1752	—	471	4427
Middleton . . . . .	83	60	—	16	159
Nahant . . . . .	284	258	—	113	655
Newbury . . . . .	53	46	—	20	119
NEWBURYPORT . . . . .	301	191	—	237	729
North Andover . . . . .	844	497	—	162	1503
PEABODY . . . . .	3705	2216	—	1102	7023
Rockport . . . . .	97	50	—	63	210
Rowley . . . . .	52	33	—	7	92
SALFORD . . . . .	2713	1424	—	570	4707
Salisbury . . . . .	60	46	—	21	127
Saugus . . . . .	880	775	—	154	1809
Swampscott . . . . .	461	336	—	319	1116
Topsfield . . . . .	71	48	—	23	142
Wenham . . . . .	33	22	—	11	69
W. Newbury . . . . .	48	35	—	15	98
Totals . . . . .	35596	25352	—	9202	70150

**Franklin County**

Cities and Towns	Joseph E. McGuire of Worcester	Herbert L. Connolly of Newton	All Others	Blanks	Total Votes Cast
Ashfield . . . . .	12	5	—	1	18
Bernardston . . . . .	10	2	—	2	14
Buckland . . . . .	15	20	—	6	41
Charlemont . . . . .	6	5	—	2	13
Colrain . . . . .	21	22	—	1	44
Conway . . . . .	6	8	—	3	17
Deerfield . . . . .	61	27	—	16	104
Erving . . . . .	25	13	—	4	42
Gill . . . . .	11	14	—	2	27
Greenfield . . . . .	236	228	—	89	553
Hawley . . . . .	—	1	—	—	1
Heath . . . . .	3	—	—	—	3
Leverett . . . . .	15	5	—	7	27
Leyden . . . . .	4	2	—	—	6
Monroe . . . . .	6	8	—	6	20

## DEMOCRATIC

## Lieutenant Governor — Continued

## Franklin County — Concluded

Cities and Towns	Joseph E. McGuire of Worcester	Herbert L. Connolly of Newton	All Others	Blanks	Total Votes Cast
Montague . . . . .	185	99	—	36	320
New Salem . . . . .	6	2	—	1	9
Northfield . . . . .	10	9	—	5	24
Orange . . . . .	64	32	—	15	111
Rowe . . . . .	6	1	—	3	10
Shelburne . . . . .	18	11	—	9	38
Shutesbury . . . . .	6	6	—	2	14
Sunderland . . . . .	46	22	—	22	90
Warwick . . . . .	6	3	—	—	9
Wendell . . . . .	7	4	—	2	13
Whately . . . . .	27	6	—	5	38
Totals . . . . .	812	555	—	239	1606

## Hampden County

Agawam . . . . .	786	571	—	181	1538
Blandford . . . . .	6	—	—	3	9
Brimfield . . . . .	44	10	—	4	58
Chester . . . . .	16	6	—	6	28
CHICOPEE . . . . .	4835	3756	—	1223	9814
E. Longmeadow . . . . .	182	127	—	83	392
Granville . . . . .	5	—	—	—	5
Hampden . . . . .	80	27	—	13	120
Holland . . . . .	25	12	—	4	41
HOLYOKE . . . . .	1766	1365	—	1274	4405
Longmeadow . . . . .	249	163	—	82	494
Ludlow . . . . .	1256	807	—	292	2355
Monson . . . . .	203	80	—	38	321
Montgomery . . . . .	12	3	—	3	18
Palmer . . . . .	521	202	—	83	806
Russell . . . . .	19	5	—	4	28
Southwick . . . . .	188	74	—	22	284
SPRINGFIELD . . . . .	6073	6120	—	6078	18271
Tolland . . . . .	—	2	—	—	2
Wales . . . . .	22	9	—	5	36
W. Springfield . . . . .	568	402	—	287	1257
WESTFIELD . . . . .	728	407	—	157	1292
Wilbraham . . . . .	163	98	—	40	301
Totals . . . . .	17747	14246	—	9882	41875

## Hampshire County

Amherst . . . . .	248	159	—	133	540
Belchertown . . . . .	110	46	—	14	170
Chesterfield . . . . .	6	5	—	1	12
Cummington . . . . .	4	5	—	3	12
Easthampton . . . . .	368	198	—	126	692
Goshen . . . . .	9	5	—	1	15
Granby . . . . .	116	55	—	18	189
Hadley . . . . .	131	73	—	43	247
Hatfield . . . . .	132	81	—	48	261
Huntington . . . . .	33	5	—	5	43
Middlefield . . . . .	5	3	—	—	8
NORTHAMPTON . . . . .	1530	719	—	453	2702
Pelham . . . . .	18	8	—	9	35
Plainfield . . . . .	6	3	—	2	11
So. Hadley . . . . .	701	326	—	136	1163
Southampton . . . . .	69	21	—	6	96
Ware . . . . .	397	109	—	62	568
Westhampton . . . . .	7	7	—	1	15
Williamsburg . . . . .	64	34	—	19	117
Worthington . . . . .	16	5	—	10	31
Totals . . . . .	3970	1867	—	1090	6927

## Middlesex County

Acton . . . . .	274	143	—	49	466
Arlington . . . . .	4638	4183	1	904	9726
Ashby . . . . .	48	25	—	11	84
Ashland . . . . .	214	128	—	30	372
Ayer . . . . .	175	55	—	23	253
Bedford . . . . .	307	261	—	52	620
Belmont . . . . .	1600	1607	—	448	3655

DEMOCRATIC

Lieutenant Governor — Continued

Middlesex County — Concluded

Cities and Towns	Joseph E. McGuire of Worcester	Herbert I. Connolly of Newton	All Others	Blanks	Total Votes Cast
Billerica . . . . .	987	924	-	123	2034
Boxborough . . . . .	22	23	-	3	48
Burlington . . . . .	819	684	-	135	1638
CAMBRIDGE . . . . .	8032	8201	-	3013	19246
Carlisle . . . . .	36	18	-	22	76
Chelmsford . . . . .	919	572	-	116	1607
Concord . . . . .	492	373	-	214	1079
Dracut . . . . .	916	700	-	147	1763
Dunstable . . . . .	23	13	-	3	39
EVERETT . . . . .	2870	4141	-	2733	9744
Framingham . . . . .	2436	1400	-	375	4211
Groton . . . . .	111	58	-	29	198
Holliston . . . . .	189	104	-	33	326
Hopkinton . . . . .	227	79	-	35	341
Hudson . . . . .	536	174	-	52	762
Lexington . . . . .	1011	921	-	612	2544
Lincoln . . . . .	114	124	-	119	357
Littleton . . . . .	156	85	-	38	279
LOWELL . . . . .	10219	5153	-	1667	17039
MALDEN . . . . .	3707	3642	-	1049	8398
MARLBOROUGH . . . . .	1514	561	-	206	2281
Maynard . . . . .	390	193	-	69	652
MEDFORD . . . . .	6451	5904	-	1863	14218
MELROSE . . . . .	829	764	-	482	2075
Natick . . . . .	963	902	-	520	2385
NEWTON . . . . .	2908	5724	-	1343	9975
North Reading . . . . .	311	261	-	47	619
Pepperell . . . . .	103	58	-	20	181
Reading . . . . .	670	482	-	113	1265
Sherborn . . . . .	37	32	-	21	90
Shirley . . . . .	103	46	-	20	169
SOMERVILLE . . . . .	8391	9092	-	2067	19550
Stoneham . . . . .	787	584	-	162	1533
Stow . . . . .	72	44	-	7	123
Sudbury . . . . .	233	225	-	99	557
Tewksbury . . . . .	833	590	-	104	1527
Townsend . . . . .	60	27	-	5	92
Tyngsborough . . . . .	142	65	-	23	230
Wakefield . . . . .	1138	802	-	239	2179
WALTHAM . . . . .	2187	1852	-	1045	5084
Watertown . . . . .	2428	3212	-	671	6311
Wayland . . . . .	327	262	-	119	708
Westford . . . . .	423	238	-	59	720
Weston . . . . .	281	260	-	103	644
Wilmington . . . . .	574	494	-	81	1149
Winchester . . . . .	767	607	-	319	1693
WOBURN . . . . .	2202	2254	-	1389	5845
Totals . . . . .	76202	69326	1	23231	168760

Nantucket County

nantucket . . . . .	20	13	-	6	39
---------------------	----	----	---	---	----

Norfolk County

Avon . . . . .	268	281	-	39	588
Bellingham . . . . .	597	350	-	133	1080
Braintree . . . . .	2780	1920	-	464	5164
Brookline . . . . .	2418	3396	-	1547	7361
Canton . . . . .	1103	805	-	198	2106
Cohasset . . . . .	226	261	-	53	540
Dedham . . . . .	1606	1213	3	285	3107
Dover . . . . .	52	53	-	22	127
Foxborough . . . . .	305	182	-	44	531
Franklin . . . . .	959	536	-	275	1770
Holbrook . . . . .	654	504	-	134	1292
Medfield . . . . .	193	125	-	33	351
Medway . . . . .	354	196	-	67	617
Millis . . . . .	375	262	-	137	774
Milton . . . . .	3021	2409	-	585	6015
Needham . . . . .	821	818	-	237	1876
Norfolk . . . . .	100	53	-	19	172
Norwood . . . . .	2059	1439	-	368	3866

## DEMOCRATIC

*Lieutenant Governor — Continued*

## Norfolk County — Concluded

Cities and Towns	Joseph E. McGuire of Worcester	Herbert L. Connolly of Newton	All Others	Blanks	Total Votes Cast
Plainville . . . . .	74	40	—	15	129
QUINCY . . . . .	6920	5909	—	1385	14214
Randolph . . . . .	1696	1379	—	423	3498
Sharon . . . . .	538	369	—	160	1067
Stoughton . . . . .	947	750	—	171	1868
Walpole . . . . .	659	437	—	130	1226
Wellesley . . . . .	675	651	—	238	1564
Westwood . . . . .	441	518	—	103	1062
Weymouth . . . . .	2889	2136	—	401	5426
Wrentham . . . . .	112	71	—	27	210
Totals . . . . .	32842	27063	3	7693	67601

## Plymouth County

Abington . . . . .	641	436	—	137	1214
Bridgewater . . . . .	248	145	—	57	450
Brockton . . . . .	4252	3342	—	857	8451
Carver . . . . .	37	35	—	19	91
Duxbury . . . . .	75	43	—	20	138
E. Bridgewater . . . . .	194	124	—	35	353
Halifax . . . . .	110	80	—	21	211
Hanover . . . . .	221	154	—	24	399
Hanson . . . . .	164	95	—	19	278
Hingham . . . . .	488	423	—	112	1023
Hull . . . . .	429	547	—	114	1090
Kingston . . . . .	118	62	—	28	208
Lakeville . . . . .	76	37	—	16	129
Marion . . . . .	60	39	—	16	115
Marshfield . . . . .	526	281	—	64	871
Mattapoisett . . . . .	74	68	—	13	155
Middleborough . . . . .	222	142	—	35	399
Norwell . . . . .	195	126	—	38	359
Pembroke . . . . .	295	238	—	55	588
Plymouth . . . . .	276	197	—	57	530
Plympton . . . . .	19	21	—	4	44
Rochester . . . . .	31	16	—	2	49
Rockland . . . . .	763	506	—	168	1437
Scituate . . . . .	633	541	—	137	1311
Wareham . . . . .	181	147	—	45	373
W. Bridgewater . . . . .	113	65	—	21	199
Whitman . . . . .	344	250	—	87	681
Totals . . . . .	10785	8160	—	2291	21146

## Suffolk County

BOSTON . . . . .	41634	46734	—	47590	135958
CHELSEA . . . . .	2861	3599	—	1391	7851
REVERE . . . . .	4076	5309	—	1906	11291
Winthrop . . . . .	1068	1397	—	781	3246
Totals . . . . .	49639	57039	—	51668	158346

## Worcester County

Ashburnham . . . . .	160	64	—	37	261
Athol . . . . .	491	184	—	103	778
Auburn . . . . .	729	107	—	36	872
Barre . . . . .	280	83	—	87	450
Berlin . . . . .	27	6	—	2	35
Blackstone . . . . .	919	297	—	111	1327
Bolton . . . . .	35	19	—	15	69
Boylston . . . . .	140	20	—	7	167
Brookfield . . . . .	86	13	—	11	110
Charlton . . . . .	137	46	—	20	203
Clinton . . . . .	1460	215	—	164	1839
Douglas . . . . .	222	67	—	56	345
Dudley . . . . .	479	152	—	78	709
East Brookfield . . . . .	118	39	—	34	191
FITCHBURG . . . . .	2780	1237	—	571	4588
GARDNER . . . . .	1602	821	—	445	2368
Grafton . . . . .	526	99	—	46	671
Hardwick . . . . .	272	107	—	70	449

## DEMOCRATIC

*Lieutenant Governor* -- Concluded

## Worcester County -- Concluded

Cities and Towns	Joseph E. McGuire of Worcester	Herbert L. Connolly of Newton	All Others	Blanks	Total Votes Cast
Harvard . . . . .	77	31	-	16	124
Holden . . . . .	251	40	-	22	313
Hopedale . . . . .	160	49	-	21	230
Hubbardston . . . . .	85	39	-	25	149
Lancaster . . . . .	87	27	-	16	130
Leicester . . . . .	997	165	-	114	1276
LECMINSTER . . . . .	1112	405	-	198	1715
Lunenburg . . . . .	135	45	-	26	206
Mendon . . . . .	63	24	-	15	102
Milford . . . . .	984	239	-	115	1338
Millbury . . . . .	808	153	-	88	1049
Millville . . . . .	283	63	-	34	380
New Braintree . . . . .	20	2	-	1	23
N. Brookfield . . . . .	303	73	-	34	410
Northborough . . . . .	299	55	-	18	372
Northbridge . . . . .	537	194	-	188	919
Oakham . . . . .	14	9	-	7	30
Oxford . . . . .	569	127	-	51	747
Paxton . . . . .	120	20	-	6	146
Petersham . . . . .	29	15	-	9	53
Phillipston . . . . .	25	2	-	3	30
Princeton . . . . .	31	7	-	6	44
Royalston . . . . .	37	13	-	5	55
Rutland . . . . .	83	18	-	3	104
Shrewsbury . . . . .	1301	172	-	116	1589
Southborough . . . . .	173	50	-	20	243
Southbridge . . . . .	2253	1208	-	545	4006
Spencer . . . . .	676	159	-	132	967
Sterling . . . . .	116	25	-	8	149
Sturbridge . . . . .	381	174	-	59	614
Sutton . . . . .	160	41	-	40	241
Templeton . . . . .	250	107	-	34	391
Upton . . . . .	85	26	-	14	125
Uxbridge . . . . .	1039	210	-	173	1422
Warren . . . . .	343	122	-	129	594
Webster . . . . .	1030	311	-	178	1519
W. Boylston . . . . .	225	41	-	23	289
W. Brookfield . . . . .	90	19	-	12	121
Westborough . . . . .	351	92	-	29	472
Westminster . . . . .	219	84	-	56	359
Winchendon . . . . .	174	62	-	34	270
WORCESTER . . . . .	23819	3720	-	2868	30407
Totals . . . . .	50257	12014	-	7384	69655

## Aggregate of Votes

Counties	Joseph E. McGuire of Worcester	Herbert L. Connolly of Newton	All Others	Blanks	Total Votes Cast
BARNSTABLE . . . . .	1804	1095	-	403	3302
BERKSHIRE . . . . .	4817	3352	-	1986	10155
BRISTOL . . . . .	22982	15669	3	7797	46451
DUKES COUNTY . . . . .	87	57	-	32	176
ESSEX . . . . .	35596	25352	-	9202	70150
FRANKLIN . . . . .	812	555	-	239	1606
HAMPDEN . . . . .	17747	14246	-	9882	41875
HAMPSHIRE . . . . .	3970	1867	-	1090	6927
MIDDLESEX . . . . .	76202	69326	1	23231	168760
NANTUCKET . . . . .	20	13	-	6	39
NORFOLK . . . . .	32842	27063	3	7693	67601
PLYMOUTH . . . . .	10785	8160	-	2201	21146
SUFFOLK . . . . .	49639	57039	-	51668	158346
WORCESTER . . . . .	50257	12014	-	7384	69655
Totals . . . . .	307560	235808	7	122814	666189

DEMOCRATIC

Attorney General

Barnstable County

Cities and Towns	Francis X. Bellotti of Quincy	Robert J. DeGiacomo of Marblehead	Foster Furcolo of Newton	All Others	Blanks	Total Votes Cast
Barnstable . . . . .	414	127	161	-	48	750
Bourne . . . . .	175	65	103	-	18	361
Brewster . . . . .	25	10	12	-	4	51
Chatham . . . . .	65	19	15	-	8	107
Dennis . . . . .	123	49	63	-	8	243
Eastham . . . . .	50	18	12	-	4	84
Falmouth . . . . .	389	157	135	-	51	732
Harwich . . . . .	94	29	38	-	1	162
Mashpee . . . . .	25	13	8	-	8	54
Orleans . . . . .	35	22	14	-	4	75
Provincetown . . . . .	63	23	8	-	5	99
Sandwich . . . . .	54	18	30	-	4	106
Truro . . . . .	24	4	5	-	1	34
Wellfleet . . . . .	30	15	8	-	6	59
Yarmouth . . . . .	183	92	99	-	11	385
Totals . . . . .	1749	661	711	-	181	3302

Berkshire County

Adams . . . . .	234	56	76	-	32	398
Alford . . . . .	2	1	4	-	3	10
Becket . . . . .	11	1	1	-	1	14
Cheshire . . . . .	66	20	21	-	7	114
Clarksburg . . . . .	33	6	14	-	1	54
Dalton . . . . .	176	60	35	-	21	292
Egremont . . . . .	5	4	9	-	5	23
Florida . . . . .	14	9	5	-	1	29
Gt. Barrington . . . . .	74	24	50	-	16	164
Hancock . . . . .	4	1	3	-	2	10
Hinsdale . . . . .	30	11	3	-	5	49
Lanesborough . . . . .	68	26	17	-	6	117
Lee . . . . .	96	47	33	-	12	188
Lenox . . . . .	160	87	56	-	60	363
Monterey . . . . .	4	21	2	-	7	34
Mt. Washington . . . . .	5	-	-	-	-	5
New Ashford . . . . .	3	2	3	-	-	8
New Marlborough . . . . .	1	3	-	-	1	5
NORTH ADAMS . . . . .	676	179	258	-	99	1212
Otis . . . . .	6	3	-	-	3	12
Peru . . . . .	3	-	-	-	4	7
PITTSFIELD . . . . .	2928	1438	1165	-	828	6354
Richmond . . . . .	14	18	5	-	2	39
Sandisfield . . . . .	8	2	2	-	-	12
Savoy . . . . .	6	-	-	-	2	8
Sheffield . . . . .	21	10	16	-	9	56
Stockbridge . . . . .	29	59	10	-	20	118
Tyringham . . . . .	3	11	1	-	1	16
Washington . . . . .	15	2	6	-	5	28
West Stockbridge . . . . .	22	7	12	-	2	43
Williamstown . . . . .	86	121	93	-	50	350
Windsor . . . . .	17	5	1	-	-	23
Totals . . . . .	4820	2229	1901	-	1205	10155

Bristol County

Acushnet . . . . .	594	81	92	-	30	797
ATTLEBORO . . . . .	524	136	141	-	33	834
Berkley . . . . .	30	14	2	-	1	47
Dartmouth . . . . .	1129	247	288	-	138	1802
Dighton . . . . .	98	32	16	-	8	154
Easton . . . . .	272	127	129	-	21	549
Fairhaven . . . . .	896	220	196	-	42	1354
FALL RIVER . . . . .	10114	3035	2697	-	1887	17733
Freetown . . . . .	101	30	20	-	6	157
Mansfield . . . . .	170	46	55	-	13	284
NEW BEDFORD . . . . .	9945	1873	2567	-	1287	15672
N. Attleborough . . . . .	263	54	73	-	14	404
Norton . . . . .	101	40	20	-	10	171
Raynham . . . . .	116	49	27	-	5	197
Rehoboth . . . . .	63	4	7	-	5	79
Seekonk . . . . .	107	7	18	-	2	134



DEMOCRATIC

Attorney General — Continued

Bristol County — Concluded

Cities and Towns	Francis X. Bellotti of Quincy	Robert J. DeGiacomo of Marblehead	Foster Furcolo of Newton	All Others	Planks	Total Votes Cast
Somerset . . . . .	732	312	167	—	55	1266
Swansea . . . . .	377	142	71	—	19	609
TAUNTON . . . . .	2186	642	563	—	367	3758
Westport . . . . .	302	59	66	—	23	450
Totals . . . . .	28120	7150	7215	—	3966	46451

Dukes County

Chilmark . . . . .	3	3	2	1	1	10
Edgartown . . . . .	16	12	13	—	4	45
Gay Head . . . . .	8	1	—	—	2	11
Gosnold . . . . .	4	—	1	—	2	7
Oak Bluffs . . . . .	15	4	8	—	1	28
Tisbury . . . . .	30	9	10	—	8	57
W. Tisbury . . . . .	8	5	1	2	2	18
Totals . . . . .	84	34	35	3	20	176

Essex County

Amesbury . . . . .	245	76	89	—	23	433
Andover . . . . .	774	423	332	—	82	1611
BEVERLY . . . . .	1231	494	435	—	127	2287
Boxford . . . . .	45	23	14	—	4	86
Danvers . . . . .	821	369	328	—	63	1581
Essex . . . . .	26	14	4	—	2	46
Georgetown . . . . .	117	48	38	—	8	211
GLOUCESTER . . . . .	671	258	184	—	90	1203
Groveland . . . . .	158	49	65	—	6	278
Hamilton . . . . .	86	61	37	—	5	189
HAVERHILL . . . . .	3267	644	935	—	381	5227
Ipswich . . . . .	258	105	88	—	32	483
LAWRENCE . . . . .	10518	2189	3182	—	1094	16983
LYNN . . . . .	8242	2564	2906	—	741	14453
Lynnfield . . . . .	286	191	139	—	25	641
Manchester . . . . .	96	62	41	—	24	223
Marblehead . . . . .	365	436	226	—	45	1072
Merrimac . . . . .	109	24	22	—	6	161
Methuen . . . . .	2787	559	850	—	231	4427
Middleton . . . . .	63	47	43	—	6	159
Nahant . . . . .	307	141	163	—	44	655
Newbury . . . . .	63	23	24	—	9	119
NEWBURYPORT . . . . .	337	113	206	—	73	729
North Andover . . . . .	829	258	302	—	114	1503
PEABODY . . . . .	3679	1442	1409	—	493	7023
Rockport . . . . .	73	74	42	—	21	210
Rowley . . . . .	56	21	14	—	1	92
SALEM . . . . .	2578	739	1142	—	248	4707
Salisbury . . . . .	78	13	28	—	8	127
Saugus . . . . .	931	445	379	—	54	1809
Swampscott . . . . .	467	302	233	—	114	1116
Topsfield . . . . .	45	68	23	—	6	142
Wenham . . . . .	30	28	7	—	1	66
W. Newbury . . . . .	44	20	28	—	6	98
Totals . . . . .	39682	12323	13958	—	4187	70150

Franklin County

Ashfield . . . . .	8	4	6	—	—	18
Bernardston . . . . .	8	2	4	—	—	14
Buckland . . . . .	25	5	9	—	2	41
Charlemont . . . . .	6	4	2	—	1	13
Colrain . . . . .	35	1	8	—	—	44
Conway . . . . .	9	2	5	—	1	17
Deerfield . . . . .	62	11	23	—	8	104
Erving . . . . .	28	4	10	—	—	42
Gill . . . . .	17	5	5	—	—	27
Greenfield . . . . .	303	81	133	—	36	553
Hawley . . . . .	1	—	—	—	—	1
Heath . . . . .	2	1	—	—	—	3
Leverett . . . . .	2	20	1	—	4	27
Leyden . . . . .	5	—	1	—	—	6

## DEMOCRATIC

## Attorney General — Continued

## Franklin County — Concluded

Cities and Towns	Francis X. Bellotti of Quincy	Robert J. DeGiacomo of Marblehead	Foster Furcolo of Newton	All Others	Blanks	Total Votes Cast
Monroe . . . . .	18	-	1	-	1	20
Montague . . . . .	195	37	77	-	11	320
New Salem . . . . .	4	4	3	-	-	9
Northfield . . . . .	12	4	5	-	3	24
Orange . . . . .	63	11	34	-	3	111
Rowe . . . . .	3	4	2	-	1	10
Shelburne . . . . .	20	3	13	-	2	38
Shutesbury . . . . .	5	4	4	-	1	14
Sunderland . . . . .	55	8	14	-	13	90
Warwick . . . . .	3	-	6	-	-	9
Wendell . . . . .	12	-	1	-	-	13
Whately . . . . .	28	-	8	-	2	38
Totals . . . . .	927	215	375	-	89	1606

## Hampden County

Agawam . . . . .	960	194	333	-	51	1538
Blandford . . . . .	5	-	4	-	-	9
Brimfield . . . . .	40	3	12	-	3	58
Chester . . . . .	18	2	7	-	1	28
CHICOPEE . . . . .	6133	1125	1987	-	569	9814
E. Longmeadow . . . . .	182	71	113	-	26	392
Granville . . . . .	5	-	-	-	-	5
Hampden . . . . .	57	23	37	-	3	120
Holland . . . . .	32	5	4	-	-	41
HOLYOKE . . . . .	2026	560	1232	-	587	4405
Longmeadow . . . . .	181	125	158	-	30	494
Ludlow . . . . .	1484	316	433	-	122	2355
Monson . . . . .	215	28	63	-	15	321
Montgomery . . . . .	11	-	7	-	-	18
Palmer . . . . .	561	60	143	-	42	806
Russell . . . . .	16	3	8	-	1	28
Southwick . . . . .	193	40	47	-	4	284
SPRINGFIELD . . . . .	8914	2624	4105	-	2628	18271
Tolland . . . . .	2	-	-	-	-	2
Wales . . . . .	26	4	5	-	1	36
W. Springfield . . . . .	652	216	317	-	72	1257
WESTFIELD . . . . .	765	200	268	-	59	1292
Wilbraham . . . . .	168	53	68	-	12	301
Totals . . . . .	22646	5652	9351	-	4226	41875

## Hampshire County

Amherst . . . . .	150	249	95	-	46	540
Belchertown . . . . .	96	20	49	-	5	170
Chesterfield . . . . .	6	2	4	-	-	12
Cummington . . . . .	6	3	1	-	2	12
Easthampton . . . . .	367	81	177	-	67	692
Goshen . . . . .	7	2	5	-	1	15
Granby . . . . .	97	44	37	-	11	189
Hadley . . . . .	137	50	42	-	18	247
Hatfield . . . . .	193	23	38	-	7	261
Huntington . . . . .	27	4	12	-	-	43
Middlefield . . . . .	6	2	-	-	-	8
NORTHAMPTON . . . . .	1549	361	567	-	225	2702
Pelham . . . . .	12	12	4	-	7	35
Plainfield . . . . .	7	2	-	-	2	11
So. Hadley . . . . .	638	186	277	-	62	1163
Southampton . . . . .	59	9	23	-	5	96
Ware . . . . .	365	61	101	-	41	568
Westhampton . . . . .	11	2	1	-	1	15
Williamsburg . . . . .	61	17	27	-	12	117
Worthington . . . . .	11	6	6	-	8	31
Totals . . . . .	3805	1136	1466	-	520	6927

## Middlesex County

Acton . . . . .	193	162	87	-	24	466
Arlington . . . . .	4263	2445	2506	-	512	9726
Ashby . . . . .	53	19	9	-	3	84
Ashland . . . . .	181	104	73	-	14	372
Ayer . . . . .	136	42	64	-	11	253
Bedford . . . . .	223	236	130	-	31	620

DEMOCRATIC

Attorney General — Continued

Middlesex County — Concluded

Cities and Towns	Francis X. Bellotti of Quincy	Robert J. DeGiacomo of Marblehead	Foster Furcolo of Newton	All Others	Blanks	Total Votes Cast
Belmont . . . . .	1430	1135	879	-	211	3655
Billerica . . . . .	1044	484	449	-	57	2034
Boxborough . . . . .	28	14	6	-	-	48
Burlington . . . . .	842	399	359	-	38	1638
CAMBRIDGE . . . . .	8799	4041	4954	-	1452	19246
Carlisle . . . . .	26	30	15	-	5	76
Chelmsford . . . . .	817	406	340	-	44	1607
Concord . . . . .	351	474	195	-	59	1079
Dracut . . . . .	1164	185	353	-	61	1763
Dunstable . . . . .	24	4	9	-	2	39
EVERETT . . . . .	5560	1360	1929	-	895	9744
Framingham . . . . .	1966	1110	988	-	147	4211
Groton . . . . .	79	60	43	-	16	198
Holliston . . . . .	150	87	73	-	16	326
Hopkinton . . . . .	180	77	68	-	16	341
Hudson . . . . .	405	117	222	-	18	762
Lexington . . . . .	696	1220	441	-	187	2544
Lincoln . . . . .	75	185	46	1	50	357
Littleton . . . . .	141	56	62	-	20	279
LOWELL . . . . .	10507	1791	3874	-	867	17039
MALDEN . . . . .	4233	1520	2108	-	537	8398
Marlborough . . . . .	1230	319	642	-	90	2281
Maynard . . . . .	331	121	167	-	33	652
MEDFORD . . . . .	7271	2675	3454	-	818	14218
MELROSE . . . . .	916	558	486	-	115	2075
Natick . . . . .	1066	715	482	-	122	2385
NEWTON . . . . .	3260	3450	2702	2	561	9975
North Reading . . . . .	284	180	126	-	29	619
Pepperell . . . . .	107	32	35	-	7	181
Reading . . . . .	511	390	320	-	44	1265
Sherborn . . . . .	33	42	9	-	6	90
Shirley . . . . .	127	9	26	-	7	169
SOMERVILLE . . . . .	10409	3082	4979	-	1080	19550
Stoneham . . . . .	684	383	396	-	70	1533
Stow . . . . .	57	32	30	1	3	123
Sudbury . . . . .	176	241	104	-	36	557
Tewksbury . . . . .	833	284	366	-	44	1527
Townsend . . . . .	59	16	16	-	1	92
Tyngsborough . . . . .	136	32	50	-	12	230
Wakefield . . . . .	1086	492	509	-	92	2179
WALTHAM . . . . .	2488	934	1183	-	429	5084
Watertown . . . . .	2879	1479	1593	1	359	6311
Wayland . . . . .	221	290	147	-	50	708
Westford . . . . .	438	129	123	-	30	720
Weston . . . . .	190	279	121	-	54	644
Wilmington . . . . .	638	231	238	-	42	1149
Winchester . . . . .	635	500	430	-	128	1693
WOBURN . . . . .	2984	1024	1400	-	437	5845
Totals . . . . .	82615	35732	40416	5	9992	168760

Nantucket County

Nantucket . . . . .	24	5	9	-	1	39
---------------------	----	---	---	---	---	----

Norfolk County

Avon . . . . .	326	128	115	-	19	588
Bellingham . . . . .	706	129	176	-	69	1080
Braintree . . . . .	2848	1178	920	1	217	5164
Brookline . . . . .	2629	2233	1777	2	720	7361
Canton . . . . .	1041	579	404	-	82	2106
Cohasset . . . . .	210	246	69	-	15	540
Dedham . . . . .	1623	649	726	3	105	3107
Dover . . . . .	37	45	35	-	10	127
Foxborough . . . . .	273	128	114	-	16	531
Franklin . . . . .	1080	296	284	-	110	1770
Holbrook . . . . .	713	265	265	-	49	1292
Medfield . . . . .	150	104	85	-	12	351
Medway . . . . .	335	127	113	-	42	617
Millis . . . . .	378	135	173	-	88	774
Milton . . . . .	2790	1596	1319	-	310	6015
Needham . . . . .	708	645	412	-	111	1876
Norfolk . . . . .	65	45	57	-	5	172

DEMOCRATIC

Attorney General — Continued

Norfolk County — Concluded

Cities and Towns	Francis X. Bellotti of Quincy	Robert J. DeGiacomo of Marblehead	Foster Furcolo of Newton	All Others	Blanks	Total Votes Cast
Norwood . . . . .	1859	926	912	-	169	3866
Plainville . . . . .	79	19	25	-	6	129
QUINCY . . . . .	8994	2334	2401	-	485	14214
Randolph . . . . .	1927	680	704	-	187	3498
Sharon . . . . .	402	414	196	-	55	1067
Stoughton . . . . .	990	436	364	-	78	1868
Walpole . . . . .	606	297	280	-	43	1226
Wellesley . . . . .	496	589	382	-	97	1564
Westwood . . . . .	360	456	213	-	33	1062
Weymouth . . . . .	2945	1228	1084	-	169	5426
Wrentham . . . . .	103	47	45	-	15	210
Totals . . . . .	34673	15954	13650	6	3318	67601

Plymouth County

Abington . . . . .	725	216	211	1	61	1214
Bridgewater . . . . .	260	83	93	-	14	450
BROCKTON . . . . .	5009	1414	1703	-	325	8451
Carver . . . . .	61	9	13	-	8	91
Duxbury . . . . .	49	57	23	-	9	138
E. Bridgewater . . . . .	226	61	58	-	8	353
Halifax . . . . .	119	45	46	-	1	211
Hanover . . . . .	199	110	75	-	15	399
Hanson . . . . .	168	55	48	-	7	278
Hingham . . . . .	447	296	245	-	35	1023
Hull . . . . .	612	176	254	-	48	1090
Kingston . . . . .	137	34	31	-	6	208
Lakeville . . . . .	86	13	24	-	6	129
Marion . . . . .	58	32	20	-	5	115
Marshfield . . . . .	455	193	194	-	29	871
Mattapoisett . . . . .	95	34	18	-	8	155
Middleborough . . . . .	237	71	80	-	11	399
Norwell . . . . .	171	112	66	-	10	359
Pembroke . . . . .	343	140	88	-	17	588
Plymouth . . . . .	316	93	101	-	20	530
Plympton . . . . .	20	10	14	-	-	44
Rochester . . . . .	37	4	6	-	2	49
Rockland . . . . .	805	283	289	-	60	1437
Scituate . . . . .	634	349	271	-	57	1311
Wareham . . . . .	239	39	72	-	23	373
W. Bridgewater . . . . .	123	42	25	-	9	191
Whitman . . . . .	380	115	146	-	40	686
Totals . . . . .	12011	4086	4214	1	834	21149

Suffolk County

BOSTON . . . . .	65247	21507	33075	-	16129	135958
CHELSEA . . . . .	4380	1106	1669	-	696	7851
REVERE . . . . .	6145	1667	2825	-	654	11291
Winthrop . . . . .	1394	773	865	-	214	3246
Totals . . . . .	77166	25053	38434	-	17693	158346

Worcester County

Ashburnham . . . . .	165	33	38	-	25	261
Athol . . . . .	531	71	121	-	55	778
Auburn . . . . .	458	163	192	-	59	872
Barre . . . . .	277	52	69	-	52	450
Berlin . . . . .	25	3	6	-	1	35
Blackstone . . . . .	900	103	247	-	77	1327
Bolton . . . . .	37	13	12	-	7	69
Boylston . . . . .	82	40	39	-	6	167
Brookfield . . . . .	55	21	27	-	7	110
Charlton . . . . .	120	19	43	-	21	203
Clinton . . . . .	979	237	470	-	153	1839
Douglas . . . . .	232	26	49	-	38	345
Dudley . . . . .	418	91	154	-	46	709
East Brookfield . . . . .	112	20	45	-	14	191
FITCHBURG . . . . .	3153	478	726	-	231	4588
GARDNER . . . . .	2012	235	428	-	193	2868
Grafton . . . . .	393	84	154	-	40	671

DEMOCRATIC

Attorney General — Concluded

Worcester County — Concluded

Cities and Towns	Francis X. Bellotti of Quincy	Robert J. DeGiacomo of Marblehead	Foster Furcolo of Newton	All Others	Blanks	Total Votes Cast
Hardwick . . . . .	256	46	105	-	42	449
Harvard . . . . .	38	48	28	-	10	124
Holden . . . . .	137	80	81	-	15	313
Hopedale . . . . .	136	34	53	-	7	230
Hubbardston . . . . .	84	18	25	-	22	149
Lancaster . . . . .	69	20	36	-	5	130
Leicester . . . . .	718	203	252	-	103	1276
LEOMINSTER . . . . .	1090	187	349	-	89	1715
Lunenburg . . . . .	129	32	32	-	13	206
Mendon . . . . .	67	11	16	-	8	102
Milford . . . . .	837	118	326	-	57	1338
Millbury . . . . .	616	143	219	-	71	1049
Millville . . . . .	247	34	74	-	25	350
New Braintree . . . . .	19	1	3	-	0	23
N. Brookfield . . . . .	231	48	98	-	33	410
Northborough . . . . .	195	63	100	-	14	372
Northbridge . . . . .	625	77	128	-	89	919
Oakham . . . . .	9	5	11	-	5	30
Oxford . . . . .	423	106	175	-	43	747
Paxton . . . . .	66	33	33	-	14	146
Petersham . . . . .	29	10	7	-	7	53
Phillipston . . . . .	16	3	8	-	3	30
Princeton . . . . .	22	10	6	-	6	44
Royalston . . . . .	39	6	6	-	4	55
Rutland . . . . .	50	19	34	-	1	104
Shrewsbury . . . . .	923	241	337	-	88	1589
Southborough . . . . .	108	46	77	-	12	243
Southbridge . . . . .	2509	347	868	-	282	4006
Spencer . . . . .	570	108	195	-	94	967
Sterling . . . . .	94	15	26	-	14	149
Sturbridge . . . . .	379	68	124	-	43	614
Sutton . . . . .	137	35	40	-	29	241
Templeton . . . . .	269	43	59	-	20	391
Upton . . . . .	66	22	29	-	8	125
Uxbridge . . . . .	852	125	309	-	136	1422
Warren . . . . .	350	55	105	-	84	594
Webster . . . . .	947	175	303	-	94	1519
W. Boylston . . . . .	142	50	74	-	23	289
W. Brookfield . . . . .	73	16	26	-	6	121
Westborough . . . . .	215	95	145	-	17	472
Westminster . . . . .	202	62	64	-	31	359
Winchendon . . . . .	171	20	54	-	25	270
WORCESTER . . . . .	17418	3903	6542	1	2543	30407
Totals . . . . .	41522	8470	14402	1	5260	69655

Aggregate of Votes

Counties	Francis X. Bellotti of Quincy	Robert J. DeGiacomo of Marblehead	Foster Furcolo of Newton	All Others	Blanks	Total Votes Cast
BARNSTABLE . . . . .	1749	661	711	-	181	3302
BERKSHIRE . . . . .	4820	2229	1901	-	1205	10155
BRISTOL . . . . .	28120	7150	7215	-	3966	46451
DUKES COUNTY . . . . .	84	34	35	3	20	176
ESSEX . . . . .	39682	12323	13958	-	4187	70150
FRANKLIN . . . . .	927	215	375	-	89	1606
HAMPDEN . . . . .	22646	5652	9351	-	4226	41875
HAMPSHIRE . . . . .	3805	1136	1466	-	520	6927
MIDDLESEX . . . . .	82615	35732	40416	5	9992	168760
NANTUCKET . . . . .	24	5	9	-	1	39
NORFOLK . . . . .	34673	15954	13650	6	3318	67601
PLYMOUTH . . . . .	12011	4086	4214	1	834	21146
SUFFOLK . . . . .	77166	25053	38434	-	17693	158346
WORCESTER . . . . .	41522	8470	14402	1	5260	69655
Totals . . . . .	349844	118700	146137	16	51492	666189

## DEMOCRATIC

## Secretary

Barnstable County					Bristol County — Concluded				
Cities and Towns	Kevin H. White of Boston	All Others	Blanks	Total Votes Cast	Cities and Towns	Kevin H. White of Boston	All Others	Blanks	Total Votes Cast
Barnstable	635	-	115	750	Swansea	527	-	82	609
Bourne	323	-	38	361	TAUNTON	2850	-	908	3758
Brewster	44	-	7	51	Westport	370	-	80	450
Chatham	96	-	11	107	Totals	39362	1	7088	46451
Dennis	213	-	30	243	Dukes County				
Eastham	75	-	9	84	Chilmark	9	-	1	10
Falmouth	607	-	125	732	Edgartown	41	-	4	45
Harwich	148	-	14	162	Gay Head	8	-	3	11
Mashpee	43	-	11	54	Gosnold	6	-	1	7
Orleans	63	-	12	75	Oak Bluffs	22	-	6	28
Provincetown	81	-	18	99	Tisbury	45	-	12	57
Sandwich	88	-	18	106	W. Tisbury	15	-	3	18
Truro	30	-	4	34	Totals	146	-	30	176
Wellfleet	45	-	14	59	Essex County				
Yarmouth	343	-	42	385	Amesbury	347	-	86	433
Totals	2834	-	468	3302	Andover	1392	-	219	1611
Berkshire County					BEVERLY	1962	2	323	2287
Adams	321	-	77	398	Boxford	73	-	13	86
Alford	7	-	3	10	Danvers	1397	-	184	1581
Becket	14	-	-	14	Essex	41	-	5	46
Cheshire	93	-	21	114	Georgetown	187	-	24	211
Clarksburg	41	-	13	54	GLOUCESTER	980	-	223	1203
Dalton	249	-	43	292	Groveland	243	-	35	278
Egremont	20	-	3	23	Hamilton	161	-	28	189
Florida	26	-	3	29	HAVERHILL	4235	-	992	5227
Gt. Barrington	128	-	36	164	Ipswich	413	-	70	483
Hancock	8	-	2	10	LAWRENCE	14481	-	2502	16983
Hinsdale	43	-	6	49	LYNN	12582	-	1871	14453
Lanesborough	102	-	15	117	Lynnfield	556	-	85	641
Lee	148	-	40	188	Manchester	187	-	36	223
Lenox	246	-	117	363	Marblehead	870	-	202	1072
Monterey	24	-	10	34	Merrimac	137	-	24	161
Mt. Washington	5	-	-	5	Methuen	3724	-	703	4427
New Ashford	7	-	1	8	Middleton	140	-	19	159
New Marlborough	4	-	1	5	Nahant	551	-	104	655
NORTH ADAMS	971	-	241	1212	Newbury	93	-	26	119
Otis	9	-	3	12	NEWBURYPORT	523	1	205	729
Peru	3	-	4	7	North Andover	1280	-	223	1503
PITTSFIELD	4152	-	2202	6354	PEABODY	5836	-	1187	7023
Richmond	31	-	8	39	Rockport	157	-	33	210
Sandisfield	12	-	-	12	Rowley	80	-	12	92
Savoy	8	-	-	8	SALEM	3971	-	736	4707
Sheffield	44	-	12	56	Salisbury	104	-	53	127
Stockbridge	77	-	41	118	Saugus	1623	1	185	1809
Tyringham	15	-	1	16	Swampscott	811	-	305	1116
Washington	20	-	8	28	Topsfield	119	-	23	142
W. Stockbridge	38	-	5	43	Wenham	61	-	5	66
Williamstown	275	-	75	350	W. Newbury	87	-	11	98
Windsor	22	-	1	23	Totals	59404	4	10742	70150
Totals	7163	-	2992	10155	Franklin County				
Bristol County					Ashfield	18	-	-	18
Acushnet	692	-	105	797	Bernardston	13	-	1	14
ATTLEBORO	699	-	135	834	Buckland	33	-	8	41
Berkley	39	-	8	47	Charlemont	11	-	2	13
Dartmouth	1440	-	362	1802	Colrain	42	-	2	44
Dighton	124	-	30	154	Conway	13	-	4	17
Easton	483	-	66	549	Deerfield	78	-	26	104
Fairhaven	1227	-	127	1354	Erving	39	-	3	42
FALL RIVER	15565	-	2168	17733	Gill	25	-	2	27
Freetown	137	-	20	157	Greenfield	452	-	101	553
Mansfield	250	-	34	284	Hawley	1	-	-	1
NEW BEDFORD	13025	1	2646	15672	Heath	3	-	-	3
N. Attleborough	357	-	47	404	Leverett	23	-	4	27
Norton	139	-	32	171	Leyden	6	-	-	6
Raynham	186	-	11	197	Monroe	15	-	5	20
Rehoboth	69	-	10	79	Montague	264	-	56	320
Seekonk	124	-	10	134	New Salem	9	-	-	9
Somerset	1059	-	207	1266					

Secretary — Continued

Franklin County — Concluded

Cities and Towns	Kevin H. White of Boston	All Others	Blanks	Total Votes Cast
Northfield . . . . .	19	—	5	24
Orange . . . . .	92	—	19	111
Rowe . . . . .	9	—	1	10
Shelburne . . . . .	33	—	5	38
Shutesbury . . . . .	10	—	4	14
Sunderland . . . . .	67	—	23	90
Warwick . . . . .	9	—	—	9
Wendell . . . . .	12	—	1	13
Whately . . . . .	34	—	4	38
Totals . . . . .	1330	—	276	1606

Hampden County

Agawam . . . . .	1301	—	237	1538
Blandford . . . . .	7	—	2	9
Brimfield . . . . .	49	—	9	58
Chester . . . . .	25	—	3	28
CHICOPEE . . . . .	8138	—	1676	9814
E. Longmeadow . . . . .	299	—	93	392
Granville . . . . .	5	—	—	5
Hampden . . . . .	106	—	14	120
Holland . . . . .	36	—	5	41
HOLYOKE . . . . .	2692	—	1713	4405
Longmeadow . . . . .	411	—	83	494
Ludlow . . . . .	1928	—	427	2355
Monson . . . . .	280	—	41	321
Montgomery . . . . .	17	—	1	18
Palmer . . . . .	689	—	117	806
Russell . . . . .	22	—	6	28
Southwick . . . . .	260	—	24	284
SPRINGFIELD . . . . .	11527	—	6744	18271
Tolland . . . . .	2	—	—	2
Wales . . . . .	33	—	3	36
W. Springfield . . . . .	952	—	305	1257
WESTFIELD . . . . .	1056	—	236	1292
Wilbraham . . . . .	254	—	47	301
Totals . . . . .	30089	—	11786	41875

Hampshire County

Amherst . . . . .	420	—	120	540
Belchertown . . . . .	158	—	12	170
Chesterfield . . . . .	10	—	2	12
Cummington . . . . .	9	—	3	12
Easthampton . . . . .	546	—	146	692
Goshen . . . . .	15	—	—	15
Granby . . . . .	163	—	26	189
Hadley . . . . .	198	—	49	247
Hatfield . . . . .	192	—	69	261
Huntington . . . . .	38	—	5	43
Middlefield . . . . .	8	—	—	8
NORTHAMPTON . . . . .	2278	—	424	2702
Pelham . . . . .	30	—	5	35
Plainfield . . . . .	9	—	2	11
So. Hadley . . . . .	957	—	206	1163
Southampton . . . . .	83	—	13	96
Ware . . . . .	454	—	114	568
Westhampton . . . . .	14	—	1	15
Williamsburg . . . . .	98	—	19	117
Worthington . . . . .	24	—	7	31
Totals . . . . .	5704	—	1223	6927

Middlesex County

Acton . . . . .	413	—	53	466
Arlington . . . . .	8640	—	1086	9726
Ashby . . . . .	72	—	12	84
Ashland . . . . .	323	—	49	372
Ayer . . . . .	232	—	21	253
Bedford . . . . .	547	—	73	620
Belmont . . . . .	3018	—	637	3655
Billerica . . . . .	1809	—	225	2034

Middlesex County — Concluded

Cities and Towns	Kevin H. White of Boston	All Others	Blanks	Total Votes Cast
Boxborough . . . . .	45	—	3	48
Burlington . . . . .	1424	—	214	1638
CAMBRIDGE . . . . .	16118	—	3128	19246
Carlisle . . . . .	57	—	19	76
Chelmsford . . . . .	1463	—	144	1607
Concord . . . . .	937	—	142	1079
Dracut . . . . .	1563	—	200	1763
Dunstable . . . . .	34	—	5	39
EVERETT . . . . .	6551	—	3193	9744
Frammingham . . . . .	3617	—	594	4211
Groton . . . . .	180	—	18	198
Holliston . . . . .	287	—	39	326
Hopkinton . . . . .	281	—	60	341
Hudson . . . . .	685	—	77	762
Lexington . . . . .	2010	—	534	2544
Lincoln . . . . .	246	—	111	357
Littleton . . . . .	248	—	31	279
LOWELL . . . . .	15177	—	1862	17039
MALDEN . . . . .	7036	—	1302	8398
MARLBOROUGH . . . . .	2079	—	202	2281
Maynard . . . . .	573	—	79	652
MEDFORD . . . . .	12092	—	2126	14218
MELROSE . . . . .	1691	—	384	2075
Natick . . . . .	1969	—	416	2385
NEWTON . . . . .	7989	—	1986	9975
North Reading . . . . .	544	—	75	619
Pepperell . . . . .	152	—	29	181
Reading . . . . .	1111	—	154	1265
Sherborn . . . . .	69	—	21	90
Shirley . . . . .	156	—	13	169
SOMERVILLE . . . . .	17030	—	2520	19550
Stoneham . . . . .	1332	—	201	1533
Stow . . . . .	113	—	10	123
Sudbury . . . . .	445	—	112	557
Tewksbury . . . . .	1399	—	128	1527
Townsend . . . . .	85	—	7	92
Tyngsborough . . . . .	207	—	23	230
Wakefield . . . . .	1861	—	318	2179
WALTHAM . . . . .	3786	—	1298	5084
Watertown . . . . .	5418	1	892	6311
Wayland . . . . .	563	—	145	708
Westford . . . . .	627	1	92	720
Weston . . . . .	523	1	120	644
Wilmington . . . . .	1055	—	94	1149
Winchester . . . . .	1381	—	312	1693
WOBURN . . . . .	4534	—	1311	5845
Totals . . . . .	141857	3	26900	168760

Nantucket County

Nantucket . . . . .	37	—	2	39
---------------------	----	---	---	----

Norfolk County

Avon . . . . .	525	—	63	588
Bellingham . . . . .	931	—	149	1080
Braintree . . . . .	4587	—	577	5164
Brookline . . . . .	5621	—	1740	7361
Canton . . . . .	1831	—	225	2106
Cohasset . . . . .	466	—	74	540
Dedham . . . . .	2703	—	404	3107
Dover . . . . .	99	—	28	127
Foxborough . . . . .	484	—	47	531
Franklin . . . . .	1451	—	319	1770
Holbrook . . . . .	1148	—	144	1292
Medfield . . . . .	311	—	40	351
Medway . . . . .	536	—	81	617
Millis . . . . .	618	—	156	774
Milton . . . . .	5245	—	770	6015
Needham . . . . .	1559	—	317	1876
Norfolk . . . . .	145	—	27	172
Norwood . . . . .	3450	—	416	3866

Secretary — Concluded

Norfolk County — Concluded					Worcester County — Concluded				
Cities and Towns	Kevin H. White of Boston	All Others	Blanks	Total Votes Cast	Cities and Towns	Kevin H. White of Boston	All Others	Blanks	Total Votes Cast
Plainville . . . . .	113	-	16	129	FITCHBURG . . . . .	3972	-	616	4588
QUINCY . . . . .	12709	-	1505	14214	GARDNER . . . . .	2365	-	503	2868
Randolph . . . . .	3085	-	413	3498	Grafton . . . . .	558	-	113	671
Sharon . . . . .	893	-	169	1067	Hardwick . . . . .	342	-	107	449
Stoughton . . . . .	1664	-	204	1868	Harvard . . . . .	101	-	23	124
Walpole . . . . .	1084	-	142	1226	Holden . . . . .	272	-	41	313
Wellesley . . . . .	1297	-	267	1564	Hopedale . . . . .	196	-	34	230
Westwood . . . . .	941	-	121	1062	Hubbardston . . . . .	122	-	27	149
Weymouth . . . . .	4881	-	545	5426	Lancaster . . . . .	116	-	14	130
Wrentham . . . . .	186	-	24	210	Leicester . . . . .	1097	-	179	1276
Totals . . . . .	58618	-	8983	67601	LEOMINSTER . . . . .	1501	-	214	1715
<b>Plymouth County</b>					Lunenburg . . . . .	177	-	29	206
Abington . . . . .	1059	-	155	1214	Mendon . . . . .	84	-	18	102
Bridgewater . . . . .	396	-	54	450	Milford . . . . .	1074	-	264	1338
BROCKTON . . . . .	7364	-	1087	8451	Millbury . . . . .	882	-	167	1049
Carver . . . . .	73	-	18	91	Millville . . . . .	340	-	40	380
Duxbury . . . . .	115	-	23	133	New Braintree . . . . .	21	-	2	23
E. Bridgewater . . . . .	308	-	45	353	N. Brookfield . . . . .	349	-	61	410
Halifax . . . . .	180	-	31	211	Northborough . . . . .	327	-	45	372
Hanover . . . . .	364	-	35	399	Northbridge . . . . .	694	-	225	919
Hanson . . . . .	251	-	27	278	Oakham . . . . .	22	-	8	30
Hingham . . . . .	867	-	156	1023	Oxford . . . . .	632	-	115	747
Hull . . . . .	918	-	172	1090	Paxton . . . . .	121	-	25	146
Kingston . . . . .	180	-	28	208	Petersham . . . . .	38	-	15	53
Lakeville . . . . .	115	-	14	129	Phillipston . . . . .	24	-	6	30
Marion . . . . .	106	-	9	115	Princeton . . . . .	37	-	7	44
Marshfield . . . . .	788	-	83	871	Royalston . . . . .	48	-	7	55
Mattapoisett . . . . .	140	-	15	155	Rutland . . . . .	97	-	7	104
Middleborough . . . . .	353	-	46	399	Shrewsbury . . . . .	1365	-	224	1589
Norwell . . . . .	327	-	32	359	Southborough . . . . .	207	-	36	243
Norwiche . . . . .	525	-	63	588	Southbridge . . . . .	3316	-	690	4006
Plymouth . . . . .	449	-	81	530	Spencer . . . . .	743	-	224	967
Plympton . . . . .	41	-	3	44	Sterling . . . . .	131	-	18	149
Rochester . . . . .	46	-	3	49	Sturbridge . . . . .	516	-	98	614
Rockland . . . . .	1256	-	181	1437	Sutton . . . . .	169	-	72	241
Scituate . . . . .	1144	-	167	1311	Templeton . . . . .	355	-	36	391
Wareham . . . . .	321	-	52	373	Upton . . . . .	109	-	16	125
W. Bridgewater . . . . .	173	-	26	199	Uxbridge . . . . .	1113	-	309	1422
Whitman . . . . .	582	-	99	681	Warren . . . . .	442	-	152	594
Totals . . . . .	18441	-	2705	21146	Webster . . . . .	1138	-	381	1519
<b>Suffolk County</b>					W. Boylston . . . . .	257	-	32	289
BOSTON . . . . .	90949	-	45009	135958	W. Brookfield . . . . .	103	-	18	121
CHELSEA . . . . .	6193	-	1658	7851	Westborough . . . . .	414	-	58	472
REVERE . . . . .	8817	-	2474	11291	Westminster . . . . .	301	-	58	359
Winthrop . . . . .	2460	-	786	3246	Winchendon . . . . .	233	-	37	270
Totals . . . . .	108419	-	49927	158346	WORCESTER . . . . .	25218	-	5189	30407
<b>Worcester County</b>					Totals . . . . .	57838	-	11817	69655
Ashburnham . . . . .	218	-	43	261	<b>Aggregate of Votes</b>				
Athol . . . . .	648	-	130	778	<b>Counties</b>				
Auburn . . . . .	767	-	105	872	BARNSTABLE . . . . .	2834	-	468	3302
Barre . . . . .	350	-	100	450	BERKSHIRE . . . . .	7163	-	2992	10155
Berlin . . . . .	32	-	3	35	BRISTOL . . . . .	39362	1	7088	46451
Blackstone . . . . .	1173	-	154	1327	DUKES COUNTY . . . . .	146	-	30	176
Bolton . . . . .	59	-	10	69	ESSEX . . . . .	59404	4	10742	70150
Boylston . . . . .	147	-	20	167	FRANKLIN . . . . .	1330	-	276	1606
Brookfield . . . . .	85	-	25	110	HAMPDEN . . . . .	30089	-	11786	41875
Charlton . . . . .	184	-	19	203	HAMPSHIRE . . . . .	5704	-	1223	6927
Clinton . . . . .	1505	-	334	1839	MIDDLESEX . . . . .	141857	3	26900	168760
Douglas . . . . .	272	-	73	345	NANTUCKET . . . . .	37	-	2	39
Dudley . . . . .	521	-	188	709	NORFOLK . . . . .	58618	-	8983	67601
East Brookfield . . . . .	138	-	53	191	PLYMOUTH . . . . .	18441	-	2705	21146
					SUFFOLK . . . . .	108419	-	49927	158346
					WORCESTER . . . . .	57838	-	11817	69655
					Totals . . . . .	531242	8	134939	666189



DEMOCRATIC

Treasurer

Barnstable County

Cities and Towns	Robert Q. Crane of Boston	All Others	Blanks	Total Votes Cast
Barnstable . . . . .	608	-	142	750
Bourne . . . . .	308	-	53	361
Brewster . . . . .	41	-	10	51
Chatham . . . . .	92	-	15	107
Dennis . . . . .	206	-	37	243
Eastham . . . . .	72	-	12	84
Falmouth . . . . .	577	-	155	732
Harwich . . . . .	139	-	23	162
Nashpee . . . . .	41	-	13	54
Orleans . . . . .	57	-	18	75
Provincetown . . . . .	77	-	22	99
Sandwich . . . . .	86	-	20	106
Truro . . . . .	28	-	6	34
Wellfleet . . . . .	42	-	17	59
Yarmouth . . . . .	330	-	55	385
Totals . . . . .	2704	-	598	3302

Berkshire County

Adams . . . . .	312	-	86	398
Alford . . . . .	8	-	2	10
Becket . . . . .	10	-	4	14
Cheshire . . . . .	92	-	22	114
Clarksburg . . . . .	40	-	14	54
Dalton . . . . .	248	-	44	292
Egremont . . . . .	17	-	6	23
Florida . . . . .	23	-	6	29
Gt. Barrington . . . . .	119	-	45	164
Hancock . . . . .	6	-	4	10
Hinsdale . . . . .	39	-	10	49
Lanesborough . . . . .	99	-	18	117
Lee . . . . .	116	-	72	188
Lenox . . . . .	174	-	189	363
Monterey . . . . .	22	-	12	34
Mt. Washington . . . . .	5	-	-	5
New Ashford . . . . .	7	-	1	8
New Marlborough . . . . .	4	-	1	5
NORTH ADAMS . . . . .	959	-	253	1212
Otis . . . . .	7	-	5	12
Peru . . . . .	3	-	4	7
PITTSFIELD . . . . .	3548	-	2806	6354
Richmond . . . . .	29	-	10	39
Sandisfield . . . . .	12	-	-	12
Savoy . . . . .	7	-	1	8
Sheffield . . . . .	39	-	17	56
Stockbridge . . . . .	69	-	49	118
Tyringham . . . . .	14	-	2	16
Washington . . . . .	19	-	9	28
West Stockbridge . . . . .	32	1	10	43
Williamstown . . . . .	267	1	82	350
Windsor . . . . .	21	-	2	23
Totals . . . . .	6367	2	3786	10155

Bristol County

Acushnet . . . . .	675	-	122	797
ATTLEBORO . . . . .	683	-	151	834
Berkley . . . . .	38	-	9	47
Dartmouth . . . . .	1388	-	414	1802
Dighton . . . . .	121	-	33	154
Easton . . . . .	466	-	83	549
Fairhaven . . . . .	1192	-	162	1354
FALL RIVER . . . . .	12730	-	5003	17733
Freestown . . . . .	133	-	24	157
Mansfield . . . . .	243	-	41	284
NEW BEDFORD . . . . .	12584	2	3086	15672
N. Attleborough . . . . .	346	-	58	404
Norton . . . . .	133	-	38	171
Raynham . . . . .	175	-	22	197
Rehoboth . . . . .	64	-	15	79
Seekonk . . . . .	121	-	13	134
Somerset . . . . .	1005	-	261	1266

Bristol County — Concluded

Cities and Towns	Robert Q. Crane of Boston	All Others	Blanks	Total Votes Cast
Swansea . . . . .	511	-	98	609
TAUNTON . . . . .	2661	-	1097	3758
Westport . . . . .	356	-	94	450
Totals . . . . .	35625	2	10824	46451

Dukes County

Chilmark . . . . .	10	-	-	10
Edgartown . . . . .	40	-	5	45
Gay Head . . . . .	6	-	5	11
Gosnold . . . . .	5	-	2	7
Oak Bluffs . . . . .	22	-	6	28
Tisbury . . . . .	40	-	17	57
W. Tisbury . . . . .	14	-	4	18
Totals . . . . .	137	-	39	176

Essex County

Amesbury . . . . .	247	-	186	433
Andover . . . . .	1348	-	263	1611
BEVERLY . . . . .	1865	-	422	2287
Boxford . . . . .	67	-	19	86
Danvers . . . . .	1329	-	252	1581
Essex . . . . .	40	-	6	46
Georgetown . . . . .	178	-	33	211
GLOUCESTER . . . . .	922	-	281	1203
Groveland . . . . .	233	-	45	278
Hamilton . . . . .	149	-	40	189
Haverhill . . . . .	4062	1	1164	5227
Ipswich . . . . .	408	-	75	483
LAWRENCE . . . . .	14141	-	2842	16983
LYNN . . . . .	12189	-	2264	14453
Lynnfield . . . . .	536	2	103	641
Manchester . . . . .	171	4	48	223
Marblehead . . . . .	826	-	246	1072
Merrimac . . . . .	134	-	27	161
Methuen . . . . .	3641	-	786	4427
Middleton . . . . .	136	-	23	159
Nahant . . . . .	533	-	122	655
Newbury . . . . .	89	-	30	119
NEWBURYPORT . . . . .	339	-	390	729
North Andover . . . . .	1259	-	244	1503
PEABODY . . . . .	5549	-	1474	7023
Rockport . . . . .	153	-	57	210
Rowley . . . . .	76	-	16	92
SALEM . . . . .	3762	-	945	4707
Salisbury . . . . .	98	-	29	127
Saugus . . . . .	1576	2	231	1809
Swampscott . . . . .	592	-	524	1116
Topsfield . . . . .	114	-	28	142
Wenham . . . . .	54	1	11	66
W. Newbury . . . . .	83	-	15	98
Totals . . . . .	56899	10	13241	70150

Franklin County

Ashfield . . . . .	17	-	1	18
Bernardston . . . . .	12	-	2	14
Buckland . . . . .	30	-	11	41
Charlton . . . . .	11	-	2	13
Colrain . . . . .	41	-	3	44
Conway . . . . .	13	-	4	17
Deerfield . . . . .	72	-	32	104
Erving . . . . .	38	-	4	42
Gill . . . . .	23	-	4	27
Greenfield . . . . .	352	-	201	553
Hawley . . . . .	1	-	-	1
Heath . . . . .	3	-	-	3
Leverett . . . . .	20	-	7	27
Leyden . . . . .	6	-	-	6

DEMOCRATIC

Treasurer — Continued

Franklin County — Concluded					Middlesex County — Concluded				
Cities and Towns	Robert Q. Crane of Boston	All Others	Blanks	Total Votes Cast	Cities and Towns	Robert Q. Crane of Boston	All Others	Blanks	Total Votes Cast
Monroe . . . . .	15	-	5	20	Bedford . . . . .	519	-	101	620
Montague . . . . .	247	-	73	320	Belmont . . . . .	2921	-	734	3655
New Salem . . . . .	7	-	2	9	BillERICA . . . . .	1752	-	282	2034
Northfield . . . . .	17	-	24	41	Boxborough . . . . .	44	-	4	48
Orange . . . . .	88	-	23	111	Burlington . . . . .	1381	-	257	1638
Rowe . . . . .	8	-	2	10	CAMBRIDGE . . . . .	15460	-	3786	19246
Shelburne . . . . .	31	-	38	69	Carlisle . . . . .	49	-	27	76
Shutesbury . . . . .	9	-	5	14	Chelmsford . . . . .	1429	-	178	1607
Sunderland . . . . .	64	-	26	90	Concord . . . . .	682	-	397	1079
Warwick . . . . .	9	-	9	18	Dracut . . . . .	1524	-	239	1763
Wendell . . . . .	9	-	4	13	Dunstable . . . . .	33	-	6	39
Whately . . . . .	31	-	7	38	EVERETT . . . . .	4621	-	5123	9744
Totals . . . . .	1174	-	432	1606	Frammingham . . . . .	3498	-	713	4211
<b>Hampden County</b>					Groton . . . . .	167	-	31	198
Agawam . . . . .	1295	-	243	1538	Holliston . . . . .	280	-	46	326
Blandford . . . . .	7	-	2	9	Hopkinton . . . . .	273	-	68	341
Brimfield . . . . .	49	-	9	58	Hudson . . . . .	660	-	102	762
Chester . . . . .	22	-	6	28	Lexington . . . . .	1566	-	978	2544
CHICOPEE . . . . .	8028	-	1786	9814	Lincoln . . . . .	215	-	142	357
E. Longmeadow . . . . .	232	-	160	392	Littleton . . . . .	238	-	41	279
Granville . . . . .	5	-	5	10	LOWELL . . . . .	14758	-	2281	17039
Hampden . . . . .	104	-	16	120	MALDEN . . . . .	6760	-	1638	8398
Holland . . . . .	34	-	7	41	MARLBOROUGH . . . . .	2006	-	275	2281
HOLYOKE . . . . .	2191	-	2214	4405	Maynard . . . . .	541	-	111	652
Longmeadow . . . . .	401	-	93	494	MEDFORD . . . . .	11585	-	2633	14218
Ludlow . . . . .	1905	-	450	2355	MELROSE . . . . .	1257	-	818	2075
Monson . . . . .	269	-	52	321	Natick . . . . .	1406	-	979	2385
Montgomery . . . . .	17	-	1	18	NEWTON . . . . .	7554	-	2421	9975
Palmer . . . . .	668	-	138	806	North Reading . . . . .	530	-	89	619
Russell . . . . .	23	-	5	28	Pepperell . . . . .	147	-	34	181
Southwick . . . . .	259	-	25	284	Reading . . . . .	1076	-	189	1265
SPRINGFIELD . . . . .	9341	-	8930	18271	Sherborn . . . . .	62	-	28	90
Tolland . . . . .	2	-	2	4	Shirley . . . . .	144	-	25	169
Wales . . . . .	33	-	3	36	SOMERVILLE . . . . .	16454	-	3096	19550
W. Springfield . . . . .	751	-	506	1257	Stoneham . . . . .	1276	-	257	1533
WESTFIELD . . . . .	1031	-	261	1292	Stow . . . . .	109	-	14	123
Wilbraham . . . . .	246	-	55	301	Sudbury . . . . .	367	-	190	557
Totals . . . . .	26913	-	14962	41875	Tewksbury . . . . .	1371	-	156	1527
<b>Hampshire County</b>					Townsend . . . . .	84	-	8	92
Amherst . . . . .	393	3	144	540	Tyngsborough . . . . .	200	-	30	230
Belchertown . . . . .	154	-	16	170	Wakefield . . . . .	1790	-	389	2179
Chesterfield . . . . .	10	-	2	12	WALTHAM . . . . .	2955	-	2129	5084
Cummington . . . . .	8	-	4	12	Watertown . . . . .	5255	-	1056	6311
Easthampton . . . . .	528	-	164	692	Wayland . . . . .	521	1	186	708
Goshen . . . . .	14	-	1	15	Westford . . . . .	618	-	102	720
Granby . . . . .	161	-	28	189	Weston . . . . .	492	1	151	644
Hadley . . . . .	188	-	59	247	Wilmington . . . . .	1013	2	134	1149
Hatfield . . . . .	186	-	75	261	Winchester . . . . .	1031	-	662	1693
Huntington . . . . .	37	-	6	43	WOBURN . . . . .	3247	-	2598	5845
Middlefield . . . . .	8	-	8	16	Totals . . . . .	131287	5	37468	168760
NORTHAMPTON . . . . .	2222	-	480	2702	<b>Nantucket County</b>				
Pelham . . . . .	28	-	7	35	Nantucket . . . . .	34	-	5	39
Plainfield . . . . .	9	-	2	11	<b>Norfolk County</b>				
So. Hadley . . . . .	948	-	215	1163	Avon . . . . .	513	1	74	588
Southampton . . . . .	81	-	15	96	Bellingham . . . . .	908	-	172	1080
Ware . . . . .	442	-	126	568	Braintree . . . . .	4463	-	701	5164
Westhampton . . . . .	13	-	2	15	Brookline . . . . .	4238	-	3123	7361
Williamsburg . . . . .	95	-	22	117	Canton . . . . .	1824	-	282	2106
Worthington . . . . .	24	-	7	31	Cohasset . . . . .	448	-	92	540
Totals . . . . .	5549	3	1375	6927	Dedham . . . . .	2614	-	493	3107
<b>Middlesex County</b>					Dover . . . . .	95	-	32	127
Acton . . . . .	383	-	83	466	Foxborough . . . . .	471	-	60	531
Arlington . . . . .	8378	1	1347	9726	Franklin . . . . .	1414	-	356	1770
Ashby . . . . .	71	-	13	84	Holbrook . . . . .	1112	-	180	1292
Ashland . . . . .	306	-	66	372	Medfield . . . . .	304	-	47	351
Ayer . . . . .	228	-	25	253	Medway . . . . .	524	-	93	617
					Millis . . . . .	588	-	186	774
					Milton . . . . .	5039	-	976	6015
					Needham . . . . .	1488	-	388	1876
					Norfolk . . . . .	141	-	31	172

DEMOCRATIC

Treasurer — Concluded

Norfolk County — Concluded

Cities and Towns	Robert Q. Crane of Boston	All Others	Blanks	Total Votes Cast
Norwood . . . . .	3325	-	541	3866
Plainville . . . . .	112	-	17	129
QUINCY . . . . .	12300	-	1914	14214
Randolph . . . . .	2937	-	561	3498
Sharon . . . . .	858	-	209	1067
Stoughton . . . . .	1629	-	239	1868
Walpole . . . . .	1054	-	172	1226
Wellesley . . . . .	1217	-	347	1564
Westwood . . . . .	909	-	153	1062
Weymouth . . . . .	4722	-	704	5426
Wrentham . . . . .	181	-	29	210
Totals . . . . .	55428	1	12172	67601

Plymouth County

Abington . . . . .	1015	-	199	1214
Bridgewater . . . . .	384	-	66	450
BROCKTON . . . . .	7163	-	1288	8451
Carver . . . . .	68	-	23	91
Duxbury . . . . .	113	-	25	138
E. Bridgewater . . . . .	301	-	52	353
Halifax . . . . .	175	-	36	211
Hanover . . . . .	345	-	54	399
Hanson . . . . .	247	-	31	278
Hingham . . . . .	829	-	194	1023
Hull . . . . .	876	-	214	1090
Kingston . . . . .	171	-	37	208
Lakeville . . . . .	108	-	21	129
Marion . . . . .	101	-	14	115
Marshfield . . . . .	759	-	112	871
Mattapoisett . . . . .	154	-	21	155
Middleborough . . . . .	343	-	56	399
Norwell . . . . .	314	-	45	359
Pembroke . . . . .	509	-	79	588
Plymouth . . . . .	431	-	99	530
Plympton . . . . .	37	-	7	44
Rochester . . . . .	46	-	3	49
Rockland . . . . .	1221	-	216	1437
Scituate . . . . .	1107	-	204	1311
Wareham . . . . .	306	-	67	373
W. Bridgewater . . . . .	166	-	33	199
Whitman . . . . .	561	-	120	681
Totals . . . . .	17830	-	3316	21146

Suffolk County

BOSTON . . . . .	68306	-	67652	135958
CHELSEA . . . . .	5875	-	1976	7851
REVERE . . . . .	8431	-	2860	11291
Winthrop . . . . .	1867	-	1379	3246
Totals . . . . .	84479	-	73867	158346

Worcester County

Ashburnham . . . . .	208	-	53	261
Athol . . . . .	633	-	145	778
Auburn . . . . .	742	-	130	872
Barre . . . . .	334	-	116	450
Berlin . . . . .	31	-	4	35
Blackstone . . . . .	1158	-	169	1327
Bolton . . . . .	51	-	18	69
Boylston . . . . .	144	-	23	167
Brookfield . . . . .	87	-	23	110
Charlton . . . . .	181	-	22	203
Clinton . . . . .	1433	-	406	1839
Douglas . . . . .	256	-	89	345

Worcester County — Concluded

Cities and Towns	Robert Q. Crane of Boston	All Others	Blanks	Total Votes Cast
Dudley . . . . .	505	-	204	709
East Brookfield . . . . .	133	-	58	191
FITCHBURG . . . . .	3853	-	735	4588
GARDNER . . . . .	2242	-	626	2868
Grafton . . . . .	535	-	136	671
Hardwick . . . . .	328	-	121	449
Harvard . . . . .	94	-	30	124
Holden . . . . .	259	-	54	313
Hopedale . . . . .	193	-	37	230
Hubbardston . . . . .	108	-	41	149
Lancaster . . . . .	114	-	16	130
Leicester . . . . .	1069	-	207	1276
LEOMINSTER . . . . .	1449	-	266	1715
Lunenburg . . . . .	172	-	34	206
Mendon . . . . .	84	-	18	102
Milford . . . . .	1045	-	293	1338
Millbury . . . . .	362	-	187	1049
Millville . . . . .	330	-	50	380
New Braintree . . . . .	21	-	2	23
N. Brookfield . . . . .	340	-	70	410
Northborough . . . . .	321	-	51	372
Northbridge . . . . .	550	-	369	919
Oakham . . . . .	20	-	10	30
Oxford . . . . .	619	-	128	747
Paxton . . . . .	120	-	26	146
Petersham . . . . .	38	-	15	53
Phillipston . . . . .	25	-	5	30
Princeton . . . . .	38	-	6	44
Royalston . . . . .	47	-	8	55
Rutland . . . . .	97	-	7	104
Shrewsbury . . . . .	1321	-	263	1589
Southborough . . . . .	204	-	39	243
Southbridge . . . . .	3208	-	798	4006
Spencer . . . . .	722	-	245	967
Sterling . . . . .	127	-	22	149
Sturbridge . . . . .	498	-	116	614
Sutton . . . . .	156	-	85	241
Templeton . . . . .	346	-	45	391
Upton . . . . .	104	-	21	125
Uxbridge . . . . .	1077	-	345	1422
Warren . . . . .	419	-	175	594
Webster . . . . .	1091	-	428	1519
W. Boylston . . . . .	250	-	39	289
W. Brookfield . . . . .	99	-	22	121
Westborough . . . . .	403	-	69	472
Westminster . . . . .	289	-	70	359
Winchendon . . . . .	222	-	48	270
WORCESTER . . . . .	24252	-	6155	30407
Totals . . . . .	55657	-	13998	69655

Aggregate of Votes

Counties				
BARNSTABLE . . . . .	2704	-	598	3302
BERKSHIRE . . . . .	6367	2	3786	10155
BRISTOL . . . . .	35625	2	10324	46451
DUKES COUNTY . . . . .	137	-	39	176
ESSEX . . . . .	56899	10	13241	70150
FRANKLIN . . . . .	1174	-	432	1606
HAMPDEN . . . . .	26913	-	14962	41875
HAMPSHIRE . . . . .	5549	3	1375	6927
MIDDLESEX . . . . .	131287	5	37468	168760
NANTUCKET . . . . .	34	-	5	39
NORFOLK . . . . .	55428	1	12172	67601
PLYMOUTH . . . . .	17830	-	3316	21146
SUFFOLK . . . . .	84479	-	73867	158346
WORCESTER . . . . .	55657	-	13998	69655
Totals . . . . .	480083	23	186083	666189

## DEMOCRATIC

*Auditor*

## Barnstable County

Cities and Towns	Thaddeus Buczko of Salem	James H. Kelly of Boston	All Others	Blanks	Total Votes Cast
Barnstable . . . . .	446	203	-	101	750
Bourne . . . . .	201	122	-	38	361
Brewster . . . . .	34	8	-	9	51
Chatham . . . . .	64	33	-	10	107
Dennis . . . . .	140	83	-	20	243
Eastham . . . . .	55	20	-	9	84
Falmouth . . . . .	388	233	-	111	732
Harwich . . . . .	101	51	-	10	162
Mashpee . . . . .	32	16	-	6	54
Orleans . . . . .	46	16	-	13	75
Provincetown . . . . .	58	23	-	18	99
Sandwich . . . . .	72	24	-	10	106
Truro . . . . .	23	6	-	5	34
Wellfleet . . . . .	29	18	-	12	59
Yarmouth . . . . .	232	126	-	27	385
Totals . . . . .	1921	982	-	399	3302

## Berkshire County

Adams . . . . .	280	90	-	28	398
Alford . . . . .	4	2	-	4	10
Becket . . . . .	9	3	-	2	14
Cheshire . . . . .	74	23	-	17	114
Clarksburg . . . . .	25	18	-	11	54
Dalton . . . . .	137	127	-	28	292
Egremont . . . . .	13	4	-	6	23
Florida . . . . .	21	4	-	4	29
Great Barrington . . . . .	88	53	-	23	164
Hancock . . . . .	2	3	-	5	10
Hinsdale . . . . .	20	22	-	7	49
Lanesborough . . . . .	76	33	-	8	117
Lee . . . . .	76	82	-	30	188
Lenox . . . . .	120	121	-	122	363
Monterey . . . . .	14	6	-	14	34
Mount Washington . . . . .	4	1	-	-	5
New Ashford . . . . .	5	3	-	-	8
New Marlborough . . . . .	3	2	-	-	5
NORTH ADAMS . . . . .	548	493	-	171	1212
Otis . . . . .	4	5	-	3	12
Peru . . . . .	1	3	-	3	7
PITTSFIELD . . . . .	2486	2533	-	1335	6354
Richmond . . . . .	24	11	-	4	39
Sandisfield . . . . .	7	4	-	1	12
Savoy . . . . .	7	-	-	1	8
Sheffield . . . . .	23	18	-	15	56
Stockbridge . . . . .	57	25	-	36	118
Tyringham . . . . .	10	3	-	3	16
Washington . . . . .	15	8	-	5	28
West Stockbridge . . . . .	23	14	-	6	43
Williamstown . . . . .	195	82	-	73	350
Windsor . . . . .	12	9	-	2	23
Totals . . . . .	4383	3805	-	1967	10155

## Bristol County

Acushnet . . . . .	460	277	-	60	797
ATTLEBORO . . . . .	473	266	-	95	834
Berkley . . . . .	32	10	-	5	47
Dartmouth . . . . .	837	683	-	282	1802
Dighton . . . . .	72	58	-	24	154
Easton . . . . .	309	200	-	40	549
Fairhaven . . . . .	670	587	-	97	1354
FALL RIVER . . . . .	7065	7005	-	3663	17733
Freetown . . . . .	83	62	-	12	157
Mansfield . . . . .	181	77	-	26	284
NEW BEDFORD . . . . .	6823	6742	2	2105	15672
North Attleborough . . . . .	214	148	-	42	404
Norton . . . . .	106	38	-	27	171
Raynham . . . . .	111	74	-	12	197
Rehoboth . . . . .	42	31	-	6	79
Seekonk . . . . .	71	53	-	10	134
Somerset . . . . .	609	485	-	172	1266

DEMOCRATIC

Auditor — Continued

Cities and Towns	Thaddeus Buczko of Salem	James H. Kelly of Boston	All Others	Blanks	Total Votes Cast
Swansea . . . . .	317	219	-	73	609
TAUNTON . . . . .	1697	1399	-	752	3758
Westport . . . . .	232	153	-	65	450
Totals . . . . .	20404	18477	2	7568	46151

Dukes County

Chilmark . . . . .	6	3	-	1	10
Edgartown . . . . .	29	11	-	5	45
Gay Head . . . . .	5	2	-	1	11
Gosnold . . . . .	2	4	-	1	7
Oak Bluffs . . . . .	16	6	-	6	28
Tisbury . . . . .	30	18	-	9	57
West Tisbury . . . . .	12	3	-	3	18
Totals . . . . .	100	47	-	29	176

Essex County

Amesbury . . . . .	239	119	-	75	433
Andover . . . . .	1010	448	-	153	1611
BEVERLY . . . . .	1758	359	-	170	2287
Boxford . . . . .	63	14	-	9	86
Danvers . . . . .	38	4	-	4	46
Essex . . . . .	1303	227	-	51	1531
Georgetown . . . . .	148	48	-	15	211
GLOUCESTER . . . . .	784	242	-	177	1203
Groveland . . . . .	177	81	-	20	278
Hamilton . . . . .	135	39	-	15	189
HAVERHILL . . . . .	2754	1669	-	804	5227
Ipswich . . . . .	355	83	-	45	483
LAWRENCE . . . . .	8930	6399	-	1654	16983
LYNN . . . . .	9939	3374	-	1140	14453
Lynnfield . . . . .	470	124	-	47	641
Manchester . . . . .	162	33	1	27	223
Marblehead . . . . .	844	127	-	101	1072
Merrimac . . . . .	90	60	-	11	161
Methuen . . . . .	2678	1348	-	401	4427
Middleton . . . . .	128	26	-	5	159
Nahant . . . . .	409	182	-	64	655
Newbury . . . . .	72	28	-	19	119
NEWBURYPORT . . . . .	400	169	2	158	729
North Andover . . . . .	895	473	-	135	1503
PEABODY . . . . .	5783	766	-	474	7023
Rockport . . . . .	143	30	-	37	210
Rowley . . . . .	69	18	-	5	92
SALEM . . . . .	4197	375	-	135	4707
Salisbury . . . . .	86	29	-	12	127
Saugus . . . . .	1241	455	-	113	1809
Swampscott . . . . .	880	160	-	76	1116
Topsfield . . . . .	107	24	-	11	142
Wenham . . . . .	56	5	-	5	66
West Newbury . . . . .	66	23	-	9	98
Totals . . . . .	46409	17561	3	6177	70150

Franklin County

Ashfield . . . . .	11	7	-	-	18
Bernardston . . . . .	9	3	-	2	14
Buckland . . . . .	16	18	-	7	41
Charlemont . . . . .	7	3	-	3	13
Colrain . . . . .	23	20	-	1	44
Conway . . . . .	9	7	-	1	17
Deerfield . . . . .	70	20	-	14	104
Erving . . . . .	31	9	-	2	42
Gill . . . . .	15	8	-	4	27
Greenfield . . . . .	268	211	-	74	553
Hawley . . . . .	-	1	-	-	1
Heath . . . . .	3	-	-	-	3
Leverett . . . . .	16	3	-	8	27
Leyden . . . . .	3	3	-	-	6
Monroe . . . . .	12	4	-	4	20
Montague . . . . .	201	88	-	31	320

## DEMOCRATIC

## Auditor — Continued

## Franklin County — Concluded

Cities and Towns	Thaddeus Buczko of Salem	James H. Kelly of Boston	All Others	Blanks	Total Votes Cast
New Salem	7	2	—	—	9
Northfield	15	5	—	4	24
Orange	61	39	—	11	111
Rowe	4	3	—	3	10
Shelburne	17	11	—	10	38
Shutesbury	7	4	—	3	14
Sunderland	65	11	—	14	90
Warwick	8	1	—	—	9
Wendell	8	3	—	2	13
Whately	30	5	—	3	38
Totals	916	189	—	201	1606

## Hampden County

Agawam	754	603	—	181	1538
Blandford	3	4	—	2	9
Brimfield	29	23	—	6	58
Chester	14	10	—	4	28
CHICOPEE	5832	3024	—	958	9814
East Longmeadow	150	119	—	123	392
Granville	3	1	—	1	5
Hampden	67	44	—	9	120
Holland	26	11	—	4	41
HOLYOKE	1384	1864	—	1157	4405
Longmeadow	285	139	—	70	494
Ludlow	1505	615	—	235	2355
Monson	182	110	—	29	321
Montgomery	10	7	—	1	18
Palmer	462	288	—	56	806
Russell	13	10	—	5	28
Southwick	164	102	—	18	284
SPRINGFIELD	5449	6111	—	6711	18271
Tolland	1	1	—	—	2
Wales	21	12	—	3	36
West Springfield	522	493	—	242	1257
WESTFIELD	687	473	—	132	1292
Wilbraham	205	77	—	19	301
Totals	17768	14141	—	9966	41875

## Hampshire County

Amherst	278	130	—	132	540
Belchertown	100	65	—	5	170
Chesterfield	7	5	—	—	12
Cummington	8	1	—	3	12
Easthampton	430	161	1	100	692
Goshen	7	8	—	—	15
Granby	119	58	—	12	189
Hadley	175	51	—	21	247
Hatfield	206	44	—	11	261
Huntington	27	11	—	5	43
Middlefield	6	2	—	—	8
NORTHAMPTON	1356	970	—	376	2702
Pelham	21	7	—	7	35
Plainfield	5	3	—	3	11
South Hadley	629	431	—	103	1163
Southampton	61	24	—	11	96
Ware	372	143	—	53	568
Westhampton	10	3	—	2	15
Williamsburg	57	39	—	21	117
Worthington	16	10	—	5	31
Totals	3890	2166	1	870	6927

## Middlesex County

Acton	315	108	—	43	466
Arlington	5627	3288	—	811	9726
Ashby	52	26	—	6	84
Ashland	235	107	—	30	372
Ayer	154	82	—	17	253
Bedford	419	149	—	52	620
Belmont	2137	1078	—	440	3655

DEMOCRATIC

Auditor — Continued

Middlesex County — Concluded

Cities and Towns	Thaddeus Buczko of Salem	James H. Kelly of Boston	All Others	Blanks	Total Votes Cast
Billerica . . . . .	1218	687	-	129	2034
Boxborough . . . . .	34	12	-	2	48
Burlington . . . . .	1061	461	-	116	1638
CAMBRIDGE . . . . .	9386	7019	-	2841	19246
Carlisle . . . . .	40	12	-	24	76
Chelmsford . . . . .	1006	526	-	75	1607
Concord . . . . .	648	269	-	162	1079
Dracut . . . . .	1145	504	-	114	1763
Dunstable . . . . .	27	7	-	5	39
EVERETT . . . . .	3859	3250	-	2635	9744
Framingham . . . . .	2555	1258	-	398	4211
Groton . . . . .	129	48	-	21	198
Holliston . . . . .	215	88	-	23	326
Hopkinton . . . . .	193	117	-	31	341
Hudson . . . . .	504	206	-	52	762
Lexington . . . . .	1510	529	-	505	2544
Lincoln . . . . .	187	62	-	108	357
Littleton . . . . .	152	94	-	33	279
LOWELL . . . . .	8905	6757	-	1377	17039
MALDEN . . . . .	4441	2949	-	1008	8398
MARLBOROUGH . . . . .	1473	640	-	168	2281
Maynard . . . . .	401	183	-	68	652
MEDFORD . . . . .	7768	4717	-	1733	14218
MELROSE . . . . .	1209	572	-	294	2075
Natick . . . . .	1313	704	-	363	2385
NEWTON . . . . .	6147	2368	-	1460	9975
North Reading . . . . .	399	184	-	45	619
Pepperell . . . . .	191	58	-	22	181
Reading . . . . .	866	313	-	86	1265
Sherborn . . . . .	56	13	-	21	90
Shirley . . . . .	109	49	-	20	169
SOMERVILLE . . . . .	9126	8511	-	1913	19550
Stoneham . . . . .	927	463	-	138	1533
Stow . . . . .	76	33	-	9	123
Sudbury . . . . .	336	142	-	79	557
Tewksbury . . . . .	959	490	-	78	1527
Townsend . . . . .	65	21	-	6	92
Tyngsborough . . . . .	116	97	-	17	230
Wakefield . . . . .	1478	509	-	192	2179
WALTHAM . . . . .	2132	1793	-	1159	5084
Watertown . . . . .	3539	2075	-	697	6311
Wayland . . . . .	443	156	1	108	703
Westford . . . . .	471	198	-	51	720
Weston . . . . .	396	140	-	108	644
Wilmington . . . . .	770	318	-	61	1149
Winchester . . . . .	949	515	-	229	1693
WOBURN . . . . .	2820	1913	-	1112	5845
Totals . . . . .	99535	56378	1	21295	163760

Nantucket County

Nantucket . . . . .	21	17	-	1	39
---------------------	----	----	---	---	----

Norfolk County

Avon . . . . .	345	208	-	35	588
Bellingham . . . . .	572	387	-	121	1080
Braintree . . . . .	2989	1799	-	376	5164
Brookline . . . . .	3815	2013	-	1533	7361
Canton . . . . .	1287	669	-	150	2106
Cohasset . . . . .	347	140	-	53	540
Dedham . . . . .	1797	1073	-	237	3107
Dover . . . . .	72	29	-	26	127
Foxborough . . . . .	351	146	-	34	531
Franklin . . . . .	394	617	-	259	1770
Holbrook . . . . .	742	446	-	104	1292
Medfield . . . . .	235	92	-	24	351
Medway . . . . .	334	228	-	55	617
Millis . . . . .	407	253	-	114	774
Milton . . . . .	3543	1984	-	488	6015
Needham . . . . .	1153	496	-	227	1876
Norfolk . . . . .	113	48	-	11	172

## DEMOCRATIC

## Auditor — Continued

## Norfolk County — Concluded

Cities and Towns	Thaddeus Buczko of Salem	James H. Kelly of Boston	All Others	Blanks	Total Votes Cast
Norwood . . . . .	2269	1308	-	289	3866
Plainville . . . . .	68	52	-	9	129
QUINCY . . . . .	7878	5282	-	1054	14214
Randolph . . . . .	2001	1164	-	333	3498
Sharon . . . . .	733	218	-	116	1067
Stoughton . . . . .	1087	628	-	153	1868
Walpole . . . . .	774	357	-	95	1226
Wellesley . . . . .	985	372	-	207	1564
Westwood . . . . .	649	337	-	76	1062
Weymouth . . . . .	3264	1835	-	327	5426
Wrentham . . . . .	119	69	-	22	210
Totals . . . . .	38823	22250	-	6528	67601

## Plymouth County

Abington . . . . .	678	413	-	123	1214
Bridgewater . . . . .	283	119	-	48	450
BROCKTON . . . . .	4766	2902	-	783	8451
Carver . . . . .	39	35	-	17	91
Duxbury . . . . .	97	30	-	11	138
East Bridgewater . . . . .	216	104	-	33	353
Halifax . . . . .	117	82	-	12	211
Hanover . . . . .	248	122	-	29	399
Hanson . . . . .	151	102	-	25	278
Hingham . . . . .	630	294	-	99	1023
Hull . . . . .	615	363	-	112	1090
Kingston . . . . .	128	54	-	26	208
Lakeville . . . . .	76	40	-	13	129
Marion . . . . .	64	39	-	12	115
Marshfield . . . . .	523	304	-	44	871
Mattapoisett . . . . .	82	57	-	16	155
Middleborough . . . . .	237	124	-	38	399
Norwell . . . . .	233	103	-	23	359
Pembroke . . . . .	315	224	-	49	588
Plymouth . . . . .	324	148	-	58	530
Plympton . . . . .	26	16	-	2	44
Rochester . . . . .	31	17	-	1	49
Rockland . . . . .	744	557	-	136	1437
Scituate . . . . .	742	443	-	126	1311
Wareham . . . . .	172	154	-	47	373
West Bridgewater . . . . .	123	57	-	19	199
Whitman . . . . .	384	226	-	71	681
Totals . . . . .	12044	7129	-	1973	21146

## Suffolk County

BOSTON . . . . .	53658	42902	-	39398	135958
CHELSEA . . . . .	4379	2282	-	1190	7851
REVERE . . . . .	6221	3442	-	1628	11291
Winthrop . . . . .	1766	840	-	640	3246
Totals . . . . .	66024	49466	-	42856	158346

## Worcester County

Ashburnham . . . . .	132	89	-	40	261
Athol . . . . .	410	268	-	100	778
Auburn . . . . .	411	404	-	57	872
Barre . . . . .	184	173	-	93	450
Berlin . . . . .	26	7	-	2	35
Blackstone . . . . .	591	626	-	110	1327
Bolton . . . . .	28	26	-	15	69
Boylston . . . . .	95	64	-	8	167
Brookfield . . . . .	50	47	-	13	110
Charlton . . . . .	84	105	-	14	203
Clinton . . . . .	1004	689	-	146	1839
Douglas . . . . .	137	154	-	54	345
Dudley . . . . .	454	203	-	52	709
Dudley . . . . .	79	77	-	35	191
East Brookfield . . . . .	2147	1939	-	502	4588
FITCHBURG . . . . .	1403	1022	-	413	2868
GARDNER . . . . .	345	261	-	65	671
Grafton . . . . .			-		



DEMOCRATIC

Auditor — Concluded

Worcester County — Concluded

Cities and Towns	Thaddeus Buczko of Salem	James H. Kelly of Boston	All Others	Blanks	Total Votes Cast
Hardwick . . . . .	283	103	—	63	449
Harvard . . . . .	74	28	—	22	124
Holden . . . . .	186	85	—	42	313
Hopedale . . . . .	132	80	—	18	230
Hubbardston . . . . .	55	61	—	33	149
Lancaster . . . . .	73	42	—	14	130
Leicester . . . . .	538	621	—	117	1276
LEOMINSTER . . . . .	907	621	—	187	1715
Lunenburg . . . . .	128	55	—	23	206
Mendon . . . . .	47	43	—	12	102
Milford . . . . .	768	449	—	121	1338
Millbury . . . . .	528	430	—	91	1049
Millville . . . . .	163	190	—	27	380
New Braintree . . . . .	14	6	—	3	23
North Brookfield . . . . .	213	155	—	42	410
Northborough . . . . .	218	125	—	29	372
Northbridge . . . . .	305	447	—	167	919
Oakham . . . . .	14	9	—	7	30
Oxford . . . . .	322	372	—	53	747
Paxton . . . . .	76	50	—	20	146
Petersham . . . . .	31	12	—	10	53
Phillipston . . . . .	15	12	—	3	30
Princeton . . . . .	23	14	—	7	44
Royalston . . . . .	31	16	—	8	55
Rutland . . . . .	57	43	—	4	104
Shrewsbury . . . . .	827	619	—	152	1589
Southborough . . . . .	156	62	—	25	243
Southbridge . . . . .	1759	1747	—	500	4006
Spencer . . . . .	412	407	—	148	967
Sterling . . . . .	90	42	—	17	149
Sturbridge . . . . .	290	252	—	72	614
Sutton . . . . .	87	113	—	41	241
Templeton . . . . .	227	136	—	28	391
Upton . . . . .	65	46	—	14	125
Uxbridge . . . . .	581	630	—	211	1422
Warren . . . . .	320	151	—	123	594
Webster . . . . .	959	428	—	132	1519
West Boylston . . . . .	167	98	—	24	289
West Brookfield . . . . .	65	43	—	13	121
Westborough . . . . .	246	189	—	37	472
Westminster . . . . .	189	116	—	54	359
Winchendon . . . . .	159	80	—	31	270
WORCESTER . . . . .	13518	13023	—	3366	30497
Totals . . . . .	32898	28397	—	8360	69655

Aggregate of Votes

Counties	Thaddeus Buczko of Salem	James H. Kelly of Boston	All Others	Blanks	Total Votes Cast
BARNSTABLE . . . . .	1921	982	—	399	3302
BERKSHIRE . . . . .	4383	3305	—	1967	10155
BRISTOL . . . . .	20404	18477	2	7568	46451
DUKES COUNTY . . . . .	100	47	—	29	176
ESSEX . . . . .	46409	17561	3	6177	70150
FRANKLIN . . . . .	916	489	—	201	1606
HAMPDEN . . . . .	17768	14141	—	9966	41875
HAMPSHIRE . . . . .	3890	2166	1	870	6927
MIDDLESEX . . . . .	90586	56878	1	21295	168760
NANTUCKET . . . . .	21	17	—	1	39
NORFOLK . . . . .	38823	22250	—	6528	67601
PLYMOUTH . . . . .	12044	7129	—	1973	21146
SUFFOLK . . . . .	66024	49466	—	42856	158346
WORCESTER . . . . .	32398	28397	—	8360	69655
Totals . . . . .	336187	221805	7	108190	666189

DEMOCRATIC

Representatives in the 90th Congress

District 1				District 1 — Concluded					
	No Nomination	All Others	Blanks	Total Votes Cast		No Nomination	All Others	Blanks	Total Votes Cast
Adams	-	2	396	398	Tyringham	-	-	16	16
Alford	-	-	10	10	Warwick	-	1	8	9
Amherst	-	6	531	510	Washington	-	-	28	28
Ashfield	-	-	18	18	Wendell	-	-	13	13
Athol	-	9	769	778	W. Stockbridge	-	1	42	43
Becket	-	-	14	14	WESTFIELD	-	8	1284	1292
Bernardston	-	1	13	14	Westhampton	-	-	15	15
Blandford	-	-	9	9	Whately	-	-	38	38
Buckland	-	1	40	41	Williamsburg	-	-	117	117
Charlemont	-	1	12	13	Williamstown	-	2	348	350
Cheshire	-	1	113	114	Windsor	-	5	18	23
Chester	-	-	28	28	Worthington	-	-	31	31
Chesterfield	-	-	12	12	Totals	-	79	23897	23976
Clarksburg	-	1	53	54					
Colrain	-	-	44	44					
Conway	-	-	17	17					
Cummington	-	-	12	12					
Dalton	-	11	281	292					
Deerfield	-	-	101	104					
Easthampton	-	4	688	692					
Egremont	-	-	23	23					
Erving	-	-	42	42					
Florida	-	-	29	29					
Gill	-	-	27	27					
Goshen	-	-	15	15					
Granville	-	-	5	5					
Gt. Barrington	-	-	164	164					
Greenfield	-	-	553	553					
Hadley	-	-	217	247					
Hancock	-	1	9	10					
Hatfield	-	-	261	261					
Hawley	-	-	1	1					
Heath	-	1	2	3					
Hinsdale	-	-	49	49					
HOLYOKE	-	-	4405	4405					
Huntington	-	-	43	43					
Janesborough	-	6	111	117					
Lee	-	-	188	188					
Lenox	-	-	363	363					
Leverett	-	-	27	27					
Leyden	-	-	6	6					
Middlefield	-	-	8	8					
Monroe	-	-	20	20					
Montague	-	-	320	320					
Montgomery	-	-	18	18					
Monterey	-	-	34	34					
Mt. Washington	-	-	5	5					
New Ashford	-	-	8	8					
New Marlborough	-	1	4	5					
New Salem	-	-	9	9					
NORTH ADAMS	-	4	1208	1212					
NORTHAMPTON	-	6	2696	2702					
Northfield	-	-	24	24					
Orange	-	-	111	111					
Otis	-	-	12	12					
Pelham	-	-	35	35					
Peru	-	1	6	7					
Petersham	-	-	53	53					
Phillipston	-	-	30	30					
PUTTSFIELD	-	-	6354	6354					
Plainfield	-	-	11	11					
Richmond	-	-	39	39					
Rowe	-	-	10	10					
Royalston	-	-	55	55					
Russell	-	-	28	28					
Sandisfield	-	-	12	12					
Savoy	-	-	8	8					
Sheffield	-	1	55	56					
Shelburne	-	2	36	38					
Shutesbury	-	-	14	14					
Southampton	-	-	96	96					
Southwick	-	-	284	284					
Stockbridge	-	2	116	118					
Sunderland	-	-	90	90					
Templeton	-	-	391	391					
Tolland	-	-	2	2					

District 2				District 3					
	No Nomination	All Others	Blanks	Total Votes Cast		No Nomination	All Others	Blanks	Total Votes Cast
Agawam	1373	-	165	1538	Acton	397	-	69	466
Belchertown	159	-	11	170	Ashburnham	220	-	41	261
Brimfield	50	-	8	58	Ashby	72	-	12	84
Brookfield	81	-	29	110	Ayer	227	-	26	253
CHICOPEE	8442	-	1372	9814	Barre	379	-	71	450
East Brookfield	134	-	57	191	Bellingham	895	-	185	1080
East Longmeadow	324	-	68	392	Berlin	30	-	5	35
Granby	171	-	18	189	Blackstone	1175	-	152	1327
Hampden	112	-	8	120	Bolton	59	-	10	69
Holland	35	-	6	41	Boxborough	43	-	5	48
Longmeadow	424	-	70	494	Charlton	180	-	23	203
Ludlow	1982	-	373	2355	Clinton	1622	-	217	1839
Monson	288	-	33	321					
North Brookfield	335	-	75	410					
Palmer	708	-	98	806					
South Hadley	998	-	165	1163					
SPRINGFIELD	13955	-	4316	18271					
Sturbridge	487	-	127	614					
Wales	34	-	2	36					
Ware	457	-	111	568					
Warren	435	-	159	594					
West Brookfield	102	-	19	121					
West Springfield	1051	-	203	1257					
Wilbraham	255	-	46	301					
Totals	32335	-	7539	39934					

Representatives in the 90th Congress - Continued

District 3 — Concluded		Philip J. Philbin of Clinton	Blanks	Total Votes Cast
Douglas . . . . .	276	69	345	
Dudley . . . . .	516	193	709	
Dunstable . . . . .	30	9	39	
FITCHBURG . . . . .	4072	516	4588	
Franklin . . . . .	1395	375	1770	
GARDNER . . . . .	2492	376	2868	
Groton . . . . .	167	31	198	
Hardwick . . . . .	366	83	449	
Harvard . . . . .	96	28	124	
Holliston . . . . .	283	43	326	
Hopedale . . . . .	199	31	230	
Hubbardston . . . . .	128	21	149	
Hudson . . . . .	689	73	762	
Lancaster . . . . .	115	15	130	
Leicester . . . . .	1115	161	1276	
LEOMINSTER . . . . .	1548	167	1715	
Littleton . . . . .	242	37	279	
Lunenburg . . . . .	181	25	206	
MARLBOROUGH . . . . .	2088	193	2281	
Maynard . . . . .	581	71	652	
Medway . . . . .	518	99	617	
Mendon . . . . .	88	14	102	
Milford . . . . .	1120	218	1338	
Millbury . . . . .	859	190	1049	
Millis . . . . .	596	178	774	
Millville . . . . .	344	36	380	
Natick . . . . .	1800	585	2385	
New Braintree . . . . .	20	3	23	
Northbridge . . . . .	704	215	919	
Oakham . . . . .	28	2	30	
Oxford . . . . .	645	102	747	
Paxton . . . . .	125	21	146	
Pepperell . . . . .	146	35	181	
Princeton . . . . .	38	6	44	
Rutland . . . . .	97	7	104	
Sherborn . . . . .	61	29	90	
Shirley . . . . .	155	14	169	
Southbridge . . . . .	3429	577	4006	
Spencer . . . . .	781	186	967	
Sterling . . . . .	132	17	149	
Stow . . . . .	114	9	123	
Sutton . . . . .	171	70	241	
Townsend . . . . .	87	5	92	
Tyngsborough . . . . .	196	34	230	
Upton . . . . .	103	22	125	
Uxbridge . . . . .	1132	290	1422	
Webster . . . . .	1165	354	1519	
Westford . . . . .	603	117	720	
Westminster . . . . .	311	48	359	
Winchendon . . . . .	247	23	270	
Totals . . . . .	37693	6839	44532	

District 4		Harold D. Donohue of Worcester	All Others	Blanks	Total Votes Cast
Ashland . . . . .	329	—	—	43	372
Auburn . . . . .	762	—	—	108	872
Boylston . . . . .	150	—	—	17	167
Framingham . . . . .	3548	—	—	663	4211
Grafton . . . . .	571	—	—	100	671
Holden . . . . .	272	—	—	41	313
Hopkinton . . . . .	298	—	—	43	341
Northborough . . . . .	325	—	—	47	372
Shrewsbury . . . . .	1410	—	—	174	1589
Southborough . . . . .	202	—	—	41	243
Sudbury . . . . .	397	—	—	160	557
WALTHAM . . . . .	3547	—	—	1537	5084

District 4 — Concluded		Harold D. Donohue of Worcester	All Others	Blanks	Total Votes Cast
Watertown . . . . .	5125	—	—	1186	6311
Wayland . . . . .	519	—	—	189	708
Westborough . . . . .	421	—	—	51	472
West Boylston . . . . .	252	—	—	37	289
Weston . . . . .	480	—	—	164	644
WORCESTER . . . . .	26482	64	—	3861	30407
Totals . . . . .	45090	71	—	8462	53623

District 5		Charles N. Tsapatsaris of Woburn	All Others	Blanks	Total Votes Cast
Andover . . . . .	1203	—	—	408	1611
Bedford . . . . .	464	—	—	156	620
Billerica . . . . .	1583	—	—	451	2034
Burlington . . . . .	1272	—	—	366	1638
Carlisle . . . . .	41	—	—	35	76
Chelmsford . . . . .	1312	—	—	295	1607
Concord . . . . .	615	—	—	464	1079
Dracut . . . . .	1403	—	—	360	1763
LAWRENCE . . . . .	12879	1	—	4103	16983
Lexington . . . . .	1459	—	—	1085	2544
Lincoln . . . . .	171	—	—	186	357
LOWELL . . . . .	12928	—	—	4111	17039
MELROSE . . . . .	1079	—	—	996	2075
North Reading . . . . .	477	—	—	142	619
Reading . . . . .	968	—	—	297	1265
Stoneham . . . . .	1092	—	—	441	1533
Tewksbury . . . . .	1277	—	—	250	1527
Wilmington . . . . .	943	—	—	296	1149
Winchester . . . . .	957	1	—	705	1693
WOBURN . . . . .	3139	—	—	2706	5845
Totals . . . . .	45292	2	—	17763	63057

District 6		Daniel L. Parent of Wenham	All Others	Blanks	Total Votes Cast
Amesbury . . . . .	242	—	—	191	433
BEVERLY . . . . .	1901	—	—	356	2257
Boxford . . . . .	60	—	—	26	86
Danvers . . . . .	1269	—	—	312	1581
Essex . . . . .	39	—	—	7	46
Georgetown . . . . .	172	—	—	39	211
GLOUCESTER . . . . .	738	—	—	465	1203
Groveland . . . . .	215	—	—	63	278
Hamilton . . . . .	147	—	—	42	189
HAVERHILL . . . . .	3805	—	—	1422	5227
Ipswich . . . . .	374	—	—	109	483
LYNN . . . . .	11293	—	—	3160	14453
Manchester . . . . .	160	—	—	63	223
Marblehead . . . . .	754	—	—	318	1072
Merrimac . . . . .	138	—	—	23	161
Methuen . . . . .	3486	—	—	941	4427
Middleton . . . . .	125	—	—	34	159
Nahant . . . . .	485	—	—	170	655
Newbury . . . . .	85	—	—	34	119
NEWBURYPORT . . . . .	255	—	—	474	729
North Andover . . . . .	1182	—	—	321	1503
PEABODY . . . . .	5209	—	—	1814	7023
Rockport . . . . .	128	—	—	82	210

Representatives in the 90th Congress — Continued

District 6 — Concluded				District 7			
	Daniel L. Parent of Wenham	Blanks	Total Votes Cast		Torbert H. Macdonald of Malden	Blanks	Total Votes Cast
Rowley . . . . .	69	23	92	Arlington . . . . .	8501	1225	9726
SALEM . . . . .	3608	1099	4707	Belmont . . . . .	3016	639	3655
Salisbury . . . . .	87	40	127	CHELSEA . . . . .	6156	1695	7851
Swampscott . . . . .	479	637	1116	EVERETT . . . . .	6928	2816	9744
Topsfield . . . . .	103	39	142	Lynnfield . . . . .	564	77	641
Wenham . . . . .	55	11	66	MALDEN . . . . .	7510	888	8398
West Newbury . . . . .	70	28	98	MEDFORD . . . . .	12207	2011	14218
Totals . . . . .	36733	12373	49106	REVERE . . . . .	8786	2505	11291
				Saugus . . . . .	1630	179	1809
				Wakefield . . . . .	1943	236	2179
				Winthrop . . . . .	2263	983	3246
				Totals . . . . .	59504	13254	72758

District 8		Thomas P. O'Neill, Jr. of Cambridge	Manuel A. Cammarata of Somerville	Jack P. Ricciardi of Wellesley	Blanks	Total Votes Cast
BOSTON:						
Wards 1, 2, 3, 21, 22 . . . . .		17811	4909	4787	6367	33874
Brookline . . . . .		5055	432	798	1076	7361
CAMBRIDGE . . . . .		14986	2399	996	865	19246
SOMERVILLE . . . . .		13624	3772	1474	680	19550
Totals . . . . .		51476	11512	8055	8988	80031

District 9		John W. McCormack of Boston	Blanks	Total Votes Cast
BOSTON:				
Wards 4, 5, 6, 7, 8, 9, 10, 11, 12, 13, 14, 15, 16, 17, 19, 20 . . . . .		53817	34441	88258

District 10		Edward F. Doolan of Fall River	Patrick H. Harrington, Jr. of Somerset	Manuel J. Rodrigues of Stoughton	All Others	Blanks	Total Votes Cast
ATTLEBORO . . . . .		264	402	100	—	68	834
Berkley . . . . .		10	21	14	—	2	47
Dighton . . . . .		27	90	26	—	11	154
Dover . . . . .		30	34	25	—	38	127
Easton . . . . .		192	123	292	—	32	549
FALL RIVER . . . . .		6966	6086	3590	24	1567	17733
Foxborough . . . . .		160	133	162	—	76	531
Freetown . . . . .		43	55	22	—	7	157
Mansfield . . . . .		85	75	98	—	26	284
Medfield . . . . .		103	107	67	—	54	351
Needham . . . . .		387	666	344	—	479	1876
NEWTON . . . . .		1635	2996	2281	—	3063	9975
Norfolk . . . . .		60	41	37	—	54	172
North Attleborough . . . . .		183	151	35	—	35	404
Norton . . . . .		39	66	44	—	22	171
Plainville . . . . .		51	38	23	—	17	129
Ravannah . . . . .		40	105	41	—	11	197
Rehoboth . . . . .		19	45	11	—	4	79

Representatives in the 90th Congress — Continued

District 10 — Concluded	Edward F. Doolan of Fall River	Patrick H. Harrington, Jr. of Somerset	Manuel J. Rodrigues of Stoughton	All Others	Blanks	Total Votes Cast
Seekonk . . . . .	39	78	11	—	6	134
Somerset . . . . .	342	711	166	—	47	1266
Swansea . . . . .	218	232	71	—	38	609
TAUNTON . . . . .	244	1600	922	—	392	3758
Walpole . . . . .	376	324	325	—	201	1226
Wellesley . . . . .	345	495	285	4	435	1564
Westwood . . . . .	218	337	255	—	222	1062
Wrentham . . . . .	67	57	43	—	43	210
Totals . . . . .	12683	15148	8810	28	6930	43599

District 11	James A. Burke of Milton	All Others	Blanks	Total Votes Cast
Avon . . . . .	535	—	53	588
BOSTON: Ward 18 . . . . .	9388	—	4438	13826
Braintree . . . . .	4640	1	523	5164
BROCKTON . . . . .	7570	—	881	8451
Canton . . . . .	1890	—	216	2106
Dedham . . . . .	2719	—	358	3107
Holbrook . . . . .	1154	—	138	1292
Milton . . . . .	5355	—	660	6015
Norwood . . . . .	3456	—	419	3866
QUINCY . . . . .	12897	—	1317	14214
Randolph . . . . .	3160	—	398	3498
Sharon . . . . .	884	—	183	1067
Stoughton . . . . .	1666	—	202	1868
Weymouth . . . . .	4897	—	529	5426
Totals . . . . .	60151	1	10326	70488

District 12	Alexander Byron of Scituate	Edward F. Harrington of New Bedford	All Others	Blanks	Total Votes Cast
Abington . . . . .	486	581	—	157	1214
Acushnet . . . . .	142	631	—	24	797
Barnstable . . . . .	168	508	—	74	750
Bourne . . . . .	90	250	—	21	361
Brewster . . . . .	13	28	—	10	51
Bridgewater . . . . .	106	311	—	33	450
Carver . . . . .	22	61	—	8	91
Chatham . . . . .	23	72	—	12	107
Chilmark . . . . .	3	—	—	—	10
Cohasset . . . . .	355	120	—	55	510
Dartmouth . . . . .	308	1416	—	78	1802
Dennis . . . . .	48	173	—	22	243
Duxbury . . . . .	58	61	—	19	138
East Bridgewater . . . . .	113	194	—	46	353
Eastham . . . . .	18	58	—	8	84
Edgartown . . . . .	8	34	—	3	45
Fairhaven . . . . .	246	1086	—	22	1354
Falmouth . . . . .	137	523	—	75	732
Gay Head . . . . .	1	5	—	5	11
Gosnold . . . . .	2	5	—	—	7
Halifax . . . . .	33	114	—	14	211
Hanover . . . . .	214	147	—	38	399
Hanson . . . . .	132	127	—	19	278
Harwich . . . . .	22	125	—	15	162

## DEMOCRATIC

*Representatives in the 90th Congress — Concluded*

District 12 — Concluded	Alexander Byron of Scituate	Edward F. Harrington of New Bedford	All Others	Blanks	Total Votes Cast
Hingham . . . . .	583	331	—	109	1023
Hull . . . . .	707	301	—	82	1090
Kingston . . . . .	77	111	—	20	208
Lakeville . . . . .	29	89	—	11	129
Marion . . . . .	20	91	—	4	115
Marshfield . . . . .	461	364	—	46	871
Mattapoisett . . . . .	24	130	—	1	155
Mashpee . . . . .	13	36	—	5	54
Middleborough . . . . .	126	251	—	22	399
Nantucket . . . . .	10	28	—	1	39
NEW BEDFORD . . . . .	2845	12226	1	600	15672
Norwell . . . . .	226	110	—	23	359
Oak Bluffs . . . . .	8	16	—	4	28
Orleans . . . . .	18	46	—	11	75
Pembroke . . . . .	328	209	—	51	588
Plymouth . . . . .	161	335	—	34	530
Plympton . . . . .	14	24	—	6	44
Provincetown . . . . .	22	68	—	9	99
Rochester . . . . .	8	41	—	—	49
Rockland . . . . .	763	508	—	166	1437
Sandwich . . . . .	23	76	—	7	106
Scituate . . . . .	865	364	—	82	1311
Tisbury . . . . .	13	32	—	12	57
Truro . . . . .	8	21	—	5	34
Wareham . . . . .	106	248	—	19	373
Wellfleet . . . . .	11	39	—	9	59
West Bridgewater . . . . .	53	121	—	25	199
West Tisbury . . . . .	3	10	1	4	18
Westport . . . . .	69	362	—	19	450
Whitman . . . . .	259	353	—	59	681
Yarmouth . . . . .	70	233	—	27	385
Totals . . . . .	10724	23886	2	2213	36827

*Councillors*

District 1	Nicholas W. Mitchell of Fall River	Andrew J. Farrissey of Fall River	All Others	Blanks	Total Votes Cast
Acushnet . . . . .	502	220	—	75	797
ATTLEBORO . . . . .	484	181	—	169	834
Barnstable . . . . .	423	153	—	174	750
Berkley . . . . .	31	12	—	4	47
Bourne . . . . .	214	71	—	76	361
Brewster . . . . .	28	7	—	16	51
Carver . . . . .	46	17	—	28	91
Chatham . . . . .	65	18	—	24	107
Chilmark . . . . .	7	—	—	3	10
Cohasset . . . . .	271	99	—	170	540
Dartmouth . . . . .	1008	502	—	292	1802
Dennis . . . . .	151	45	—	47	243
Dighton . . . . .	74	62	—	18	154
Duxbury . . . . .	80	17	—	41	138
Eastham . . . . .	50	13	—	21	84
Edgartown . . . . .	28	11	—	6	45
Fairhaven . . . . .	798	417	—	139	1354
FALL RIVER . . . . .	10206	5765	—	1762	17733
Falmouth . . . . .	397	150	—	185	732
Freetown . . . . .	93	53	—	11	157
Gay Head . . . . .	3	1	—	7	11
Gosnold . . . . .	4	2	—	1	7
Halifax . . . . .	129	45	—	37	211

Councillors — Continued

District 1 — Concluded	Nicholas W. Mitchell of Fall River	Andrew J. Harrissey of Fall River	All Others	Blanks	Total Votes Cast
Hanover . . . . .	252	77	—	70	399
Hanson . . . . .	170	64	—	44	278
Harwich . . . . .	91	38	—	33	162
Hingham . . . . .	545	213	—	265	1023
Holbrook . . . . .	745	252	—	295	1292
Hull . . . . .	617	185	—	238	1090
Kingston . . . . .	116	45	—	47	208
Lakeville . . . . .	82	25	—	22	129
Marion . . . . .	62	22	—	31	115
Marshfield . . . . .	507	192	—	172	871
Mashpee . . . . .	19	21	—	14	54
Mattapoisett . . . . .	85	54	—	16	155
Middleborough . . . . .	244	94	—	61	399
Nantucket . . . . .	24	5	—	10	39
NEW BEDFORD . . . . .	8304	4920	5	2443	15672
North Attleborough . . . . .	258	55	—	91	404
Norton . . . . .	97	31	—	43	171
Norwell . . . . .	212	80	—	67	359
Oak Bluffs . . . . .	19	3	—	6	28
Orleans . . . . .	38	13	—	24	75
Pembroke . . . . .	345	123	—	120	588
Plymouth . . . . .	294	117	—	119	530
Plympton . . . . .	26	11	—	7	44
Provincetown . . . . .	58	22	—	19	99
Raynham . . . . .	108	60	—	29	197
Rehoboth . . . . .	48	20	—	11	79
Rochester . . . . .	35	9	—	5	49
Sandwich . . . . .	53	26	—	27	106
Scituate . . . . .	668	280	—	363	1311
Seekonk . . . . .	105	23	—	6	134
Somerset . . . . .	805	375	—	36	1266
Swansea . . . . .	353	216	—	40	609
TAUNTON . . . . .	1801	1012	—	945	3758
Tisbury . . . . .	31	12	—	14	57
Truro . . . . .	22	4	—	8	34
Wareham . . . . .	206	93	—	74	373
Wellfleet . . . . .	25	13	—	21	59
West Tisbury . . . . .	10	2	—	6	18
Westport . . . . .	284	140	—	26	450
Weymouth . . . . .	2957	1447	—	1022	5426
Whitman . . . . .	388	135	—	158	681
Yarmouth . . . . .	243	75	—	67	335
Totals . . . . .	36444	18465	5	10521	65435

District 2	John J. Craven, Jr. of Boston	Paul J. Donahue of Boston	Owen Gallagher of Boston	Peter A. Kerr of Boston	Charles L. Regan of Wellesley	Blanks	Total Votes Cast
Abington . . . . .	230	197	201	170	148	268	1214
Avon . . . . .	141	81	66	137	51	112	588
Bellingham . . . . .	199	242	77	152	194	216	1080
BOSTON:							
Wards 12, 14, 18, 22 . . . . .	7978	3738	2181	5402	1259	10029	30587
Bridgewater . . . . .	121	80	29	65	62	93	450
BROCKTON . . . . .	2266	1342	647	1744	991	1461	8451
Brookline . . . . .	1055	536	400	1765	1256	2349	7361
Canton . . . . .	304	256	300	545	359	342	2106
Dedham . . . . .	635	319	189	1110	377	477	3107
Dover . . . . .	12	9	7	21	42	36	127
East Bridgewater . . . . .	92	63	18	50	53	77	353
Easton . . . . .	133	87	38	193	92	95	549
Foxborough . . . . .	114	96	34	86	90	111	531
Franklin . . . . .	298	380	93	260	277	462	1770
Mansfield . . . . .	49	57	23	47	44	59	234
Medfield . . . . .	76	57	12	40	101	65	351
Medway . . . . .	111	97	31	61	191	126	617
Millis . . . . .	116	125	42	89	173	224	774
Needham . . . . .	177	131	91	232	733	452	1876
NEWTON . . . . .	1049	1022	495	1190	3241	2978	9975

## DEMOCRATIC

## Councillors — Continued

District 2 — Concluded	John J. Craven, Jr. of Boston	Paul J. Donahue of Boston	Owen Gallagher of Boston	Peter A. Kerr of Boston	Charles L. Regan of Wellesley	Blanks	Total Votes Cast
Norfolk . . . . .	30	24	7	26	37	48	172
Norwood . . . . .	629	638	382	849	609	759	3866
Plainville . . . . .	26	37	11	13	17	25	129
Rockland . . . . .	289	266	213	221	145	303	1437
Sharon . . . . .	136	99	83	210	226	313	1067
Stoughton . . . . .	425	303	197	314	271	358	1868
Walpole . . . . .	268	174	66	209	250	259	1226
Wellesley . . . . .	38	60	33	83	1128	222	1564
West Bridgewater . . . . .	53	30	11	29	37	39	199
Weston . . . . .	53	47	35	36	291	182	644
Westwood . . . . .	190	102	72	185	294	219	1062
Wrentham . . . . .	41	54	9	32	30	44	210
Totals . . . . .	17334	10749	6098	15536	13074	22804	85595

District 3	George F. Cronin, Jr. of Boston	Blanks	Total Votes Cast
Acton . . . . .	374	92	466
Ashland . . . . .	300	72	372
Ayer . . . . .	214	39	253
Bedford . . . . .	471	149	620
Belmont . . . . .	2784	871	3655
Berlin . . . . .	30	5	35
Bolton . . . . .	48	21	69
BOSTON: Wards 4, 5, 10, 11, 19, 20, 21 . . . . .	18578	21654	40232
Boxborough . . . . .	41	7	48
CAMBRIDGE: Wards 2, 4, 5, 6, 7, 8, 9, 10, 11 . . . . .	10982	3499	14481
Carlisle . . . . .	39	37	76
Chelmsford . . . . .	1328	279	1607
Concord . . . . .	698	381	1079
Framingham . . . . .	3333	878	4211
Harvard . . . . .	87	37	124
Holliston . . . . .	270	56	326
Hopkinton . . . . .	270	71	341
Hudson . . . . .	641	121	762
Lancaster . . . . .	103	27	130
Lincoln . . . . .	175	182	357
Littleton . . . . .	226	53	279
MARLBOROUGH . . . . .	1925	356	2281
Maynard . . . . .	534	118	652
Natick . . . . .	1392	993	2385
Northborough . . . . .	300	72	372
Sherborn . . . . .	55	35	90
Shirley . . . . .	141	28	169
SOMERVILLE: Ward 7 . . . . .	2343	473	2816
Stow . . . . .	104	19	123
Sudbury . . . . .	359	198	557
WALTHAM . . . . .	2497	2587	5084
Watertown . . . . .	5015	1296	6311
Wayland . . . . .	487	221	708
Westford . . . . .	587	133	720
Totals . . . . .	56731	35060	91791



DEMOCRATIC

Councillors — Continued

District 4	Patrick J. McDonough of Boston	All Others	Blanks	Total Votes Cast
BOSTON:				
Wards 1, 2, 3, 6, 7, 8, 9, 13, 15, 16, 17	32602	-	32537	65139
Braintree	4332	1	831	5164
CAMBRIDGE:				
Ward 1	2264	-	707	2971
CHELSEA	5694	-	2157	7851
EVERETT:				
Wards 1, 5	503	-	816	1319
Milton	4871	-	1144	6015
QUINCY	11944	-	2270	14214
Randolph	2860	-	638	3498
REVERE	8216	-	3075	11291
Saugus	1510	-	299	1809
Winthrop	1771	-	1475	3246
Totals	76567	1	45949	122517

District 5	Thomas J. Lane of Lawrence	All Others	Blanks	Total Votes Cast
Amesbury	261	-	172	433
Andover	1228	-	383	1611
BEVERLY	1716	-	571	2287
Boxford	54	-	32	86
Danvers	1209	-	372	1581
Essex	35	-	11	46
Georgetown	161	7	43	211
GLOUCESTER	711	-	492	1203
Groveland	197	19	62	278
Hamilton	130	-	59	189
HAVERHILL	3806	9	1412	5227
Ipswich	344	-	139	483
LAWRENCE	14292	-	2691	16983
LYNN	12127	-	2326	14453
Lynnfield	511	-	130	641
Manchester	153	1	69	223
Marblehead	712	1	359	1072
Merrimac	136	-	25	161
Methuen	3628	-	799	4427
Middleton	117	-	42	159
Nahant	498	-	157	655
Newbury	80	-	39	119
NEWBURYPORT	348	-	381	729
North Andover	1216	-	287	1503
North Reading	482	-	137	619
PEABODY	5392	-	1631	7023
Reading	967	-	298	1265
Rockport	120	-	90	210
Rowley	69	-	23	92
SALEM	3488	-	1219	4707
Salisbury	101	-	26	127
Swampscott	651	-	465	1116
Topsfield	95	1	46	142
Wenham	46	1	19	66
West Newbury	72	-	26	98
Totals	55153	39	15033	70225

DEMOCRATIC

Councillors — Continued

District 6	G. Edward Bradley of Somerville	Daniel T. Carey of Woburn	John P. Donnelly of Malden	Arthur R. Fitz- patrick of Everett	Edwin J. Keyes of Lowell	James J. O'Neil of Malden	Blanks	Total Votes Cast
Arlington . . . . .	3999	764	1923	344	280	935	1481	9726
Ashby . . . . .	24	7	23	5	6	3	16	84
Billerica . . . . .	523	221	341	97	548	102	202	2034
Burlington . . . . .	459	467	317	49	57	97	192	1638
CAMBRIDGE:								
Ward 3 . . . . .	917	48	241	64	51	193	280	1794
Dracut . . . . .	218	49	189	121	1000	46	140	1763
Dunstable . . . . .	8	3	4	5	12	1	6	39
EVERETT:								
Wards 2, 3, 4, 6 . . . . .	736	254	2087	1962	99	687	2600	8425
Groton . . . . .	44	9	36	14	43	13	39	198
Lexington . . . . .	588	289	466	73	72	193	863	2544
LOWELL . . . . .	1598	370	1887	732	10303	583	1566	17039
MALDEN . . . . .	551	107	5083	171	72	1739	675	8398
MEDFORD . . . . .	4076	728	4367	750	208	1803	2286	14218
MELROSE . . . . .	322	89	823	108	26	325	382	2075
Pepperell . . . . .	45	10	30	11	42	9	34	181
SOMERVILLE:								
Wards 1, 2, 3, 4, 5, 6 . . . . .	11411	525	1616	402	225	1228	1327	16734
Stoneham . . . . .	389	255	369	50	42	162	266	1533
Tewksbury . . . . .	348	110	298	68	518	68	117	1527
Townsend . . . . .	22	8	29	2	16	6	9	92
Tyngsborough . . . . .	23	7	26	13	127	6	23	230
Wakefield . . . . .	459	181	878	100	37	190	334	2179
Wilmington . . . . .	326	239	200	52	121	87	124	1149
Winchester . . . . .	378	379	362	71	45	133	325	1693
WOBURN . . . . .	937	1905	1022	287	129	334	1231	5845
Totals . . . . .	28406	7024	22617	5551	14079	8943	14518	101138

District 7	Walter F. Kelly of Worcester	Francis P. Bianchi of Worcester	William J. Hallinan of Worcester	Arthur J. Moore of Millbury	Blanks	Total Votes Cast
Ashburnham . . . . .	144	26	23	20	48	261
Athol . . . . .	491	78	24	46	139	778
Auburn . . . . .	571	81	103	64	53	872
Barre . . . . .	235	80	16	31	88	450
Belchertown . . . . .	114	19	12	14	11	170
Blackstone . . . . .	858	93	89	152	135	1327
Boylston . . . . .	86	28	26	15	12	167
Brimfield . . . . .	32	8	3	4	11	58
Brookfield . . . . .	69	13	4	9	15	110
Charlton . . . . .	128	24	13	25	13	203
Clinton . . . . .	521	133	956	55	174	1839
Douglas . . . . .	182	32	35	38	58	345
Dudley . . . . .	457	80	34	64	74	709
East Brookfield . . . . .	101	31	15	13	31	191
FITCHBURG . . . . .	2425	701	467	355	640	4588
GARDNER . . . . .	1475	477	123	242	551	2868
Grafton . . . . .	381	87	47	113	43	671
Hampden . . . . .	73	16	6	9	16	120
Hardwick . . . . .	273	59	20	20	77	449
Holden . . . . .	185	37	33	21	37	313
Holland . . . . .	27	8	-	4	2	41
Hopedale . . . . .	146	45	7	17	15	230
Hubbardston . . . . .	79	14	6	19	31	149
Leicester . . . . .	880	109	84	89	114	1276
LEOMINSTER . . . . .	881	291	171	116	256	1715
Lunenburg . . . . .	118	25	19	16	28	206
Mendon . . . . .	66	14	3	7	12	102
Milford . . . . .	753	316	41	79	149	1338
Millbury . . . . .	436	88	41	426	58	1049
Millville . . . . .	247	36	25	37	35	380
Monson . . . . .	218	19	10	23	51	321
New Braintree . . . . .	17	3	1	-	2	23
North Brookfield . . . . .	274	59	15	21	41	410
Northbridge . . . . .	508	56	75	96	184	919
Oakham . . . . .	14	3	2	3	8	30

## DEMOCRATIC

## Councillors — Continued

District 7 — Concluded		Walter F. Kelly of Worcester	Francis P. Bianchi of Worcester	William J. Hallinan of Worcester	Arthur J. Moore of Millbury	Blanks	Total Votes Cast
Oxford . . . . .	463	78	107	51	48	747	
Palmer . . . . .	534	98	26	48	100	806	
Paxton . . . . .	103	13	20	3	7	146	
Petersham . . . . .	21	5	—	10	17	53	
Phillipston . . . . .	20	1	1	4	4	30	
Princeton . . . . .	21	5	8	2	8	44	
Royalston . . . . .	31	6	3	4	11	55	
Rutland . . . . .	59	19	8	11	7	104	
Shrewsbury . . . . .	714	552	122	88	113	1589	
Southborough . . . . .	140	26	15	37	25	243	
Southbridge . . . . .	2351	569	188	333	562	4006	
Spencer . . . . .	593	124	43	62	145	967	
Sterling . . . . .	78	13	27	13	18	149	
Sturbridge . . . . .	380	63	32	51	88	614	
Sutton . . . . .	112	19	12	58	40	241	
Templeton . . . . .	231	60	18	35	47	391	
Upton . . . . .	73	8	14	15	15	125	
Uxbridge . . . . .	724	124	234	123	217	1422	
Wales . . . . .	26	2	3	3	2	36	
Ware . . . . .	359	66	28	39	76	568	
Warren . . . . .	342	59	16	39	138	594	
Webster . . . . .	1002	212	70	79	156	1519	
West Boylston . . . . .	150	59	49	14	17	289	
West Brookfield . . . . .	89	10	1	6	15	121	
Westborough . . . . .	282	62	52	34	42	472	
Westminster . . . . .	194	46	22	34	63	359	
Wilbraham . . . . .	173	38	10	30	50	301	
Winchendon . . . . .	173	27	11	14	45	270	
WORCESTER . . . . .	16539	6466	3372	1742	2288	30407	
Totals . . . . .	39445	12019	7061	5245	7576	71346	

District 8		Donald C. Keavany of Springfield	Roman J. Partyka of Springfield	Raymond F. Sullivan of Springfield	All Others	Blanks	Total Votes Cast
Adams . . . . .	90	127	117	—	—	64	398
Agawam . . . . .	560	244	583	—	—	151	1538
Alford . . . . .	1	1	4	—	—	4	10
Amherst . . . . .	135	79	124	—	—	202	540
Ashfield . . . . .	4	3	9	—	—	2	18
Becket . . . . .	3	—	7	—	—	4	14
Bernardston . . . . .	4	1	6	—	—	3	14
Blandford . . . . .	—	—	7	—	—	2	9
Buckland . . . . .	6	1	20	—	—	14	41
Charlemont . . . . .	3	—	6	—	—	4	13
Cheshire . . . . .	27	23	40	—	—	24	114
Chester . . . . .	10	—	11	—	—	7	28
Chesterfield . . . . .	3	2	5	—	—	2	12
CHICOPEE . . . . .	2620	3263	2942	—	—	989	9814
Clarksburg . . . . .	13	5	26	—	—	10	54
Colrain . . . . .	15	1	23	—	—	5	44
Conway . . . . .	6	5	1	—	—	5	17
Cummington . . . . .	3	3	2	—	—	4	12
Dalton . . . . .	113	28	102	—	—	49	292
Deerfield . . . . .	19	30	36	—	—	19	104
East Longmeadow . . . . .	197	46	100	1	—	48	392
Easthampton . . . . .	162	199	182	—	—	149	692
Egremont . . . . .	7	1	6	—	—	9	23
Erving . . . . .	9	5	21	—	—	7	42
Florida . . . . .	7	3	11	—	—	8	29
Gill . . . . .	6	3	11	—	—	7	27
Goshen . . . . .	3	4	6	—	—	2	15
Granby . . . . .	68	35	63	—	—	23	189
Granville . . . . .	3	—	1	—	—	1	5
Great Barrington . . . . .	56	11	59	—	—	38	164
Greenfield . . . . .	128	60	273	—	—	92	553
Hadley . . . . .	33	104	70	—	—	40	247

## DEMOCRATIC

## Councillors — Concluded

District 8 — Concluded	Donald C. Keavany of Springfield	Roman J. Partyka of Springfield	Raymond F. Sullivan of Springfield	All Others	Blanks	Total Votes Cast
Hancock . . . . .	2	—	4	—	4	10
Hatfield . . . . .	45	82	100	—	34	261
Hawley . . . . .	—	—	1	—	—	1
Heath . . . . .	—	—	2	—	1	3
Hinsdale . . . . .	14	3	23	—	9	49
HOLYOKE . . . . .	844	576	1895	—	1090	4405
Huntington . . . . .	19	2	16	—	6	43
Lanesborough . . . . .	32	14	47	—	24	117
Lee . . . . .	46	26	77	—	39	188
Lenox . . . . .	91	25	134	—	113	363
Leverett . . . . .	5	5	5	—	12	27
Leyden . . . . .	1	—	5	—	—	6
Longmeadow . . . . .	262	62	109	—	61	494
Ludlow . . . . .	692	705	720	—	238	2355
Middlefield . . . . .	4	—	4	—	—	8
Monroe . . . . .	9	1	3	—	7	20
Montague . . . . .	90	46	138	—	46	320
Monterey . . . . .	10	2	7	—	15	34
Montgomery . . . . .	7	2	6	—	3	18
Mout Washington . . . . .	3	—	2	—	—	5
New Ashford . . . . .	1	1	5	—	1	8
New Marlborough . . . . .	1	1	1	—	2	5
New Salem . . . . .	3	1	3	—	2	9
NORTH ADAMS . . . . .	253	100	587	—	272	1212
NORTHAMPTON . . . . .	782	346	1001	—	573	2702
Northfield . . . . .	5	3	8	—	8	24
Orange . . . . .	34	9	38	—	30	111
Otis . . . . .	4	—	2	—	6	12
Pelham . . . . .	14	4	10	—	7	35
Peru . . . . .	2	—	—	—	5	7
PITTSFIELD . . . . .	1427	820	2507	—	1600	6354
Plainfield . . . . .	—	—	8	—	3	11
Richmond . . . . .	11	8	11	—	9	39
Rowe . . . . .	—	2	4	—	4	10
Russell . . . . .	10	3	11	—	4	28
Sandisfield . . . . .	1	3	4	—	4	12
Savoy . . . . .	—	2	3	—	3	8
Sheffield . . . . .	14	5	17	—	20	56
Shelburne . . . . .	5	1	16	—	16	38
Shutesbury . . . . .	4	2	5	—	3	14
South Hadley . . . . .	348	299	391	—	125	1163
Southampton . . . . .	23	30	31	—	12	96
Southwick . . . . .	108	35	112	—	29	284
SPRINGFIELD . . . . .	7123	2387	4599	—	4162	18271
Stockbridge . . . . .	24	8	24	—	62	118
Sunderland . . . . .	16	24	32	—	18	90
Tolland . . . . .	—	—	2	—	—	2
Tyringham . . . . .	5	—	6	—	5	16
Warwick . . . . .	2	1	6	—	—	9
Washington . . . . .	7	4	9	—	8	28
Wendell . . . . .	2	2	6	—	3	13
West Springfield . . . . .	494	148	405	—	210	1257
West Stockbridge . . . . .	12	4	15	—	12	43
WESTFIELD . . . . .	427	230	445	—	190	1292
Westhampton . . . . .	4	2	7	—	2	15
Whately . . . . .	12	7	10	—	9	38
Williamsburg . . . . .	24	11	45	—	37	117
Williamstown . . . . .	90	25	104	—	131	350
Windsor . . . . .	6	5	9	—	3	23
Worthington . . . . .	8	—	10	—	13	31
Totals . . . . .	17796	10371	18681	1	11293	58142

Senators

Berkshire District		Andrea F. Nuciforo of Pittsfield	Edward R. Kearney of Pittsfield	All Others	Blanks	Total Votes Cast
Adams . . . . .		221	142	-	35	398
Cheshire . . . . .		84	21	1	8	114
Clarksburg . . . . .		38	12	-	6	54
Dalton . . . . .		221	66	1	4	292
Florida . . . . .		19	-	1	2	29
Hancock . . . . .		6	1	-	3	10
Hinsdale . . . . .		34	10	-	5	49
Lanesborough . . . . .		92	19	-	6	117
Lee . . . . .		141	36	-	11	188
Lenox . . . . .		222	74	-	67	363
New Ashford . . . . .		5	3	-	-	8
NORTH ADAMS . . . . .		864	250	1	97	1212
Peru . . . . .		5	-	-	2	7
PITTSFIELD . . . . .		4605	1162	-	587	6354
Savoy . . . . .		4	2	-	2	8
Washington . . . . .		16	9	-	3	28
Williamstown . . . . .		250	55	-	45	350
Windsor . . . . .		14	8	-	1	23
Totals . . . . .		6839	1877	4	884	9604

First Bristol District		**Frank G. Rico of Taunton	All Others	Blanks	Total Votes Cast
ATTLEBORO . . . . .		-	2	832	834
Berkley . . . . .		-	-	47	47
Dighton . . . . .		-	-	154	154
North Attleborough . . . . .		-	-	404	404
Norton . . . . .		-	-	171	171
Raynham . . . . .		1	-	196	197
Rehoboth . . . . .		-	-	79	79
Seekonk . . . . .		-	-	134	134
Somerset . . . . .		-	2	1264	1266
Swansea . . . . .		-	-	609	609
TAUNTON . . . . .		493	-	3265	3758
Totals . . . . .		494	4	7155	7653

\*\*Sticker candidate. Did not accept nomination.

Second Bristol District		Mary L. Fonseca of Fall River	*Milton Silva of Fall River	All Others	Blanks	Total Votes Cast
Acushnet . . . . .		690	-	-	107	797
FALL RIVER . . . . .		12856	1652	-	3225	17733
Freetown . . . . .		134	-	-	23	157
Totals . . . . .		13680	1652	-	3355	18687

\*Sticker Candidate.

Third Bristol District		Lawrence W. Caton, Jr. of New Bedford	Joseph Marshall of Dartmouth	George G. Mendonca of New Bedford	All Others	Blanks	Total Votes Cast
Dartmouth . . . . .		469	371	918	-	44	1802
NEW BEDFORD . . . . .		7118	1961	5647	12	934	15672
Totals . . . . .		7587	2332	6565	12	978	17474

DEMOCRATIC

Senators — Continued

Cape and Plymouth District		Austin P. Skinner of Fairhaven	All Others	Blanks	Total Votes Cast
Barnstable . . . . .		530	—	220	750
Bourne . . . . .		271	—	90	361
Brewster . . . . .		35	—	16	51
Chatham . . . . .		85	—	22	107
Chilmark . . . . .		7	—	3	10
Dennis . . . . .		189	—	54	243
Eastham . . . . .		63	—	21	84
Edgartown . . . . .		31	—	14	45
Fairhaven . . . . .		1151	—	203	1354
Falmouth . . . . .		499	—	233	732
Gay Head . . . . .		4	—	7	11
Gosnold . . . . .		6	—	1	7
Harwich . . . . .		131	—	31	162
Marion . . . . .		86	—	29	115
Mashpee . . . . .		42	—	12	54
Mattapoissett . . . . .		131	—	24	155
Nantucket . . . . .		28	—	11	39
Oak Bluffs . . . . .		21	—	7	28
Orleans . . . . .		50	—	25	75
Plymouth . . . . .		390	—	140	530
Provincetown . . . . .		73	—	26	99
Rochester . . . . .		43	—	6	49
Sandwich . . . . .		72	—	34	106
Tisbury . . . . .		38	—	19	57
Truro . . . . .		25	—	9	34
Wareham . . . . .		234	—	89	323
Wellfleet . . . . .		39	—	20	59
West Tisbury . . . . .		11	—	7	18
Westport . . . . .		326	1	123	450
Yarmouth . . . . .		308	—	77	385
Totals . . . . .		4969	1	1573	6543

First Essex District		Charles V. Hogan of Lynn	Anthony D. Murphy of Lynn	All Others	Blanks	Total Votes Cast
LYNN . . . . .		9693	3840	—	920	14453
Nahant . . . . .		444	129	—	82	655
Swampscott . . . . .		659	202	—	255	1116
Totals . . . . .		10796	4171	—	1257	16224

Second Essex District		Kevin B. Harrington of Salem	All Others	Blanks	Total Votes Cast	Third Essex District		No Nomination	All Others	Blanks	Total Votes Cast
BEVERLY . . . . .	1928	—	359	2237	Boxford . . . . .	—	—	—	—	86	86
Marblehead . . . . .	810	—	262	1072	Danvers . . . . .	—	—	—	—	1581	1581
PEABODY . . . . .	5482	1	1540	7023	Essex . . . . .	—	—	—	—	46	46
SALEM . . . . .	3799	2	906	4707	Georgetown . . . . .	—	—	1	210	210	211
Totals . . . . .	12019	3	3067	15089	GLOUCESTER . . . . .	—	—	16	1187	1203	1203
					Groveland . . . . .	—	—	—	278	278	278
					Hamilton . . . . .	—	—	1	188	189	189
					Ipswich . . . . .	—	—	—	483	483	483
					Lynnfield . . . . .	—	—	1	640	641	641
					Manchester . . . . .	—	—	1	222	223	223
					Middleton . . . . .	—	—	—	159	159	159
					Newbury . . . . .	—	—	—	119	119	119
					North Reading . . . . .	—	—	—	619	619	619
					Reading . . . . .	—	—	—	1265	1265	1265
					Rockport . . . . .	—	—	2	208	210	210
					Rowley . . . . .	—	—	—	92	92	92
					Topsfield . . . . .	—	—	1	141	142	142
					Wenham . . . . .	—	—	1	65	66	66
					West Newbury . . . . .	—	—	—	98	98	98
					Totals . . . . .	—	—	24	7687	7711	7711

DEMOCRATIC

Senators — Continued

Fourth Essex District					Franklin and Hampshire District				
	James P. Rurak of Haverhill	All Others	Blanks	Total Votes Cast		Wallace J. Puchalski of Northampton	All Others	Blanks	Total Votes Cast
Amesbury . . . . .	355	—	78	433	Ashfield . . . . .	13	—	5	18
Andover . . . . .	1266	—	345	1611	Amherst . . . . .	288	3	249	540
HAVERHILL . . . . .	4538	—	689	5227	Bernardston . . . . .	10	—	4	14
Merrimae . . . . .	142	—	19	161	Buckland . . . . .	24	1	16	41
NEWBURYPORT . . . . .	525	—	204	729	Charlemont . . . . .	6	—	7	13
North Andover . . . . .	1274	—	229	1503	Chesterfield . . . . .	8	—	4	12
Salisbury . . . . .	104	—	23	127	Colrain . . . . .	39	—	5	44
Totals . . . . .	8204	—	1587	9791	Conway . . . . .	13	—	4	17
					Cummington . . . . .	5	—	7	12
					Deerfield . . . . .	83	—	21	104
					Easthampton . . . . .	536	2	154	692
					Ering . . . . .	35	—	7	42
					Gill . . . . .	21	—	6	27
					Goshen . . . . .	12	1	2	15
					Granby . . . . .	153	—	36	189
					Greenfield . . . . .	354	—	199	553
					Hadley . . . . .	206	—	41	247
					Hatfield . . . . .	223	—	36	261
					Hawley . . . . .	1	—	—	1
					Heath . . . . .	2	—	1	3
					Huntington . . . . .	33	—	10	43
					Leverett . . . . .	9	—	18	27
					Leyden . . . . .	5	—	1	6
					Monroe . . . . .	12	—	8	20
					Montague . . . . .	240	—	80	320
					New Salem . . . . .	7	—	2	9
					NORTHAMPTON . . . . .	2051	—	651	2702
					Northfield . . . . .	17	—	7	24
					Orange . . . . .	76	—	35	111
					Pelham . . . . .	23	—	10	33
					Plainfield . . . . .	9	—	2	11
					Rowe . . . . .	5	—	5	10
					Shelburne . . . . .	19	—	19	38
					Shutesbury . . . . .	10	—	4	14
					South Hadley . . . . .	945	—	218	1163
					Southampton . . . . .	81	—	15	96
					Sunderland . . . . .	70	—	20	90
					Warwick . . . . .	7	—	2	9
					Wendell . . . . .	7	—	6	13
					Westhampton . . . . .	10	—	5	15
					Whately . . . . .	26	—	12	38
					Williamsburg . . . . .	79	—	38	117
					Totals . . . . .	5777	7	1972	7756

First Hampden District		Armando G. Dimairo of Springfield	John J. Fitzgerald of Springfield	Bernard J. Pat Foley of Springfield	Mary M. Lynch of Springfield	Donald Ryan of Springfield	John M. Sullivan of Springfield	Blanks	All Votes Cast
Ludlow . . . . .		805	275	255	101	805	65	49	2355
SPRINGFIELD:									
Wards 2, 4, 5, 6, 7, 8 . . . . .		3942	2839	775	1457	4233	1481	869	15596
Totals . . . . .		4747	3114	1030	1558	5038	1546	918	17951

Second Hampden District		Maurice A. Donahue of Holyoke	All Others	Blanks	Total Votes Cast
CHICOPEE . . . . .		8003	1	1810	9814
HOLYOKE . . . . .		3275	—	1130	4405
SPRINGFIELD:					
Ward 1 . . . . .		602	—	516	1118
Totals . . . . .		11880	1	3456	15337

DEMOCRATIC

Senators — Continued

Hampden and Berkshire District					Hampden and Berkshire District — Concluded				
	Michael Tancrati of Springfield	All Others	Blanks	Total Votes Cast		Michael Tancrati of Springfield	All Others	Blanks	Total Votes Cast
Agawam . . . . .	1269	-	269	1538	Richmond . . . . .	22	-	17	39
Alford . . . . .	5	-	5	10	Russell . . . . .	23	-	5	28
Becket . . . . .	6	-	8	14	Sandisfield . . . . .	11	-	1	12
Blandford . . . . .	7	-	12	9	Sheffield . . . . .	33	-	23	56
Chester . . . . .	21	-	7	28	Southwick . . . . .	250	-	34	284
East Longmeadow . . . . .	268	-	124	392	SPRINGFIELD:				
Egremont . . . . .	15	-	8	23	Ward 3 . . . . .	820	-	737	1557
Granville . . . . .	5	-	-	5	Stockbridge . . . . .	51	-	67	118
Great Barrington . . . . .	99	-	65	164	Tolland . . . . .	2	-	-	2
Longmeadow . . . . .	363	-	131	494	Tyringham . . . . .	8	-	8	16
Middlefield . . . . .	8	-	-	8	West Springfield . . . . .	731	-	526	1257
Monterey . . . . .	16	-	18	34	West Stockbridge . . . . .	26	-	17	43
Montgomery . . . . .	16	-	2	18	WESTFIELD . . . . .	905	1	386	1292
Mt. Washington . . . . .	5	-	-	5	Worthington . . . . .	22	-	9	31
New Marlborough . . . . .	3	-	12	5	Totals . . . . .	5016	1	2477	7494
Otis . . . . .	6	-	6	12					

First Middlesex District						
	John E. Harrington, Jr., of Lowell	George P. Macheras of Lowell	Edward J. Shanley of Dracut	James K. Sullivan of Lowell	Blanks	Total Votes Cast
Ashby . . . . .	47	2	3	16	16	24
Dracut . . . . .	942	143	543	78	57	1763
Dunstable . . . . .	25	5	1	5	4	39
Groton . . . . .	120	19	17	24	18	198
LOWELL . . . . .	10954	2098	1369	1678	940	17039
Pepperell . . . . .	110	9	4	37	21	181
Townsend . . . . .	57	8	3	18	6	92
Tyngsborough . . . . .	155	11	22	23	19	230
Totals . . . . .	12410	2295	1961	1879	1081	19626

Second Middlesex District					Third Middlesex District				
	Francis X. McCann of Cambridge	All Others	Blanks	Total Votes Cast		Denis L. McKenna of Somerville	All Others	Blanks	Total Votes Cast
Belmont . . . . .	2882	-	773	3655	CAMBRIDGE:				
CAMBRIDGE:					Ward 3 . . . . .	1414	-	380	1794
Wards 4, 5, 6, 7, 8, 9, 10, 11 . . . . .	10181	3	2713	12897	MALDEN:				
SOMERVILLE:					Ward 2 . . . . .	1051	-	279	1330
Ward 7 . . . . .	2355	-	461	2816	MEDFORD:				
Totals . . . . .	15418	3	3947	19368	Wards 1, 7 . . . . .	2708	-	746	3454
					SOMERVILLE:				
					Wards 1, 2, 3, 4, 5, 6 . . . . .	14464	-	2270	16734
					Totals . . . . .	19637	-	3675	23312



Senators — Continued

Fourth Middlesex District	*Richard A. Vendola of Everett	All Others	Blanks	Total Votes Cast
EVERETT: Wards 2, 3, 4, 6 . . . . .	1236	12	7177	8425
MALDEN: Wards 1, 3, 4, 5, 6, 7, 8 . . . . .	507	272	6289	7068
MELROSE . . . . .	151	1	1923	2075
Totals . . . . .	1894	285	15389	17568

\*Sticker candidate.

Fifth Middlesex District	William J. Buckley of Concord	Albert J. Hayes of Waltham	Blanks	Total Votes Cast
Ayer . . . . .	185	39	29	253
Bedford . . . . .	406	149	65	620
Carlisle . . . . .	50	7	19	76
Chelmsford . . . . .	1249	233	125	1607
Concord . . . . .	807	112	160	1079
Lincoln . . . . .	197	66	94	357
Littleton . . . . .	201	46	32	279
Shirley . . . . .	123	18	28	169
WALTHAM . . . . .	1673	2721	690	5084
Watertown . . . . .	2655	2866	790	6311
Westford . . . . .	559	95	66	720
Totals . . . . .	8105	6352	2098	16555

Sixth Middlesex District	Philibert L. Pellegrini of Arlington	All Others	Blanks	Total Votes Cast
Arlington . . . . .	8072	2	1652	9726
MEDFORD: Wards 2, 3, 4, 5, 6 . . . . .	8469	-	2295	10764
Winchester . . . . .	1231	-	462	1693
Totals . . . . .	17772	2	4409	22183

Seventh Middlesex District	James J. Long of Woburn	Blanks	Total Votes Cast
Billerica . . . . .	1695	339	2034
Burlington . . . . .	1313	325	1638
Lexington . . . . .	1468	1076	2544
Stoneham . . . . .	1172	361	1533
Tewksbury . . . . .	1327	200	1527
Wakefield . . . . .	1705	474	2179
Wilmington . . . . .	992	157	1149
WOBURN . . . . .	4219	1626	5845
Totals . . . . .	13891	4558	18449

Middlesex and Worcester District	Daniel J. Pappas of Framingham	Blanks	Total Votes Cast
Acton . . . . .	364	102	466
Ashland . . . . .	303	69	372
Berlin . . . . .	32	3	35
Bolton . . . . .	46	23	69
Boxborough . . . . .	41	7	48
Framingham . . . . .	3270	941	4211
Harvard . . . . .	80	44	124
Holliston . . . . .	258	68	326
Hopkinton . . . . .	268	73	341
Hudson . . . . .	627	135	762
Lancaster . . . . .	102	28	130
MARLBOROUGH . . . . .	1902	379	2281
Maynard . . . . .	510	142	652
Natick . . . . .	1319	1066	2385
Northborough . . . . .	296	76	372
Sherborn . . . . .	58	32	90
Stow . . . . .	107	16	123
Sudbury . . . . .	358	199	557
Wayland . . . . .	501	207	708
Totals . . . . .	10442	3610	14052

First Norfolk District	James R. McIntyre of Quincy	Blanks	Total Votes Cast
Braintree . . . . .	4459	705	5164
QUINCY . . . . .	12450	1764	14214
Randolph . . . . .	2897	601	3498
Totals . . . . .	19806	3070	22876

Second Norfolk District	*Roger C. MacLeod of Norwood	All Others	Blanks	Total Votes Cast
Bellingham . . . . .	5	-	1075	1080
Canton . . . . .	28	-	2078	2106
Dover . . . . .	9	-	111	127
Easton . . . . .	37	2	510	549
Foxborough . . . . .	64	-	467	531
Franklin . . . . .	17	4	1749	1770
Mansfield . . . . .	7	2	275	284
Medfield . . . . .	-	4	347	351
Medway . . . . .	95	-	522	617
Millis . . . . .	8	7	759	774
Norfolk . . . . .	29	-	143	172
Norwood . . . . .	813	253	2800	3866
Plainville . . . . .	17	-	112	129
Sharon . . . . .	148	-	919	1067
Walpole . . . . .	44	3	1179	1226
Westwood . . . . .	35	2	1025	1062
Wrentham . . . . .	21	-	189	210
Totals . . . . .	1377	284	14260	15921

\*Sticker candidate.

DEMOCRATIC

Senators — Continued

Norfolk and Middlesex District	Richard Robert Caples of Weston	Blanks	Total Votes Cast
Dedham . . . . .	2389	718	3107
Needham . . . . .	1267	609	1876
NEWTON:			
Wards 2, 3, 4, 5, 8 . .	4048	2131	6179
Wellesley . . . . .	1108	456	1564
Weston . . . . .	476	168	644
Totals . . . . .	9288	4082	13370

First Suffolk District	Harry Della Russo of Revere	All Others	Blanks	Total Votes Cast
CHELSEA . . . . .	5873	-	1978	7851
EVERETT:				
Wards 1, 5 . . . . .	633	-	686	1319
REVERE . . . . .	8625	1	2665	11291
Saugus . . . . .	1419	-	390	1809
Winthrop . . . . .	1942	-	1304	3246
Totals . . . . .	18492	1	7023	25516

Norfolk and Plymouth District	No Nomination	All Others	Blanks	Total Votes Cast
Carver . . . . .	-	1	91	91
Cohasset . . . . .	-	4	536	540
Duxbury . . . . .	-	3	135	138
Halifax . . . . .	-	4	207	211
Hanover . . . . .	-	3	396	399
Hanson . . . . .	-	2	276	278
Hingham . . . . .	-	3	1020	1023
Holbrook . . . . .	-	3	1289	1292
Hull . . . . .	-	2	1088	1090
Kingston . . . . .	-	1	201	208
Lakeville . . . . .	-	1	129	129
Marshfield . . . . .	-	2	869	871
Middleborough . . . . .	-	1	398	399
Norwell . . . . .	-	1	358	359
Pembroke . . . . .	-	1	588	588
Plympton . . . . .	-	-	44	44
Scituate . . . . .	-	8	1303	1311
Weymouth . . . . .	-	16	5410	5426
Whitman . . . . .	-	3	678	681
Totals . . . . .	-	62	15016	15078

Second Suffolk District	Mario Umara of Boston	Blanks	Total Votes Cast
BOSTON:			
Wards 1, 2, 3. . . . .	12058	8776	20834
CAMBRIDGE:			
Ward 1 . . . . .	2322	649	2971
Totals . . . . .	14380	9425	23805

Norfolk and Suffolk District	Beryl W. Cohen of Brookline	Blanks	Total Votes Cast
BOSTON:			
Ward 22 . . . . .	4193	3559	7752
Brookline . . . . .	5656	1705	7361
NEWTON:			
Wards 1, 6, 7 . . . . .	2831	965	3796
Totals . . . . .	12680	6229	18909

Third Suffolk District	William P. Foley of Boston	William J. Robinson of Boston	Blanks	Total Votes Cast
BOSTON:				
Wards 4, 5, 21 . . . . .	3173	2216	5103	10492
CAMBRIDGE:				
Ward 2 . . . . .	988	274	322	1584
Totals . . . . .	4161	2490	5425	12076

Plymouth District	James F. Burke of Brockton	Blanks	Total Votes Cast
Abington . . . . .	1021	193	1214
Avon . . . . .	504	84	588
Bridgewater . . . . .	377	73	450
BROCKTON . . . . .	7211	1240	8451
East Bridgewater . . . . .	303	50	353
Rockland . . . . .	1194	243	1437
Stoughton . . . . .	1600	268	1868
West Bridgewater . . . . .	167	32	199
Totals . . . . .	12377	2183	14560

Fourth Suffolk District	John Joseph Moakley of Boston	Blanks	Total Votes Cast
BOSTON:			
Wards 6, 7, 8, 9, 13 . . . . .	13047	8722	21769

Fifth Suffolk District	Stephen C. Davenport of Boston	Blanks	Total Votes Cast
BOSTON:			
Wards 10, 11, 19, 20 . . . . .	16104	13636	29740

DEMOCRATIC

Senators — Continued

Sixth Suffolk District				Third Worcester District							
		Samuel Harmon of Boston	Blanks	Total Votes Cast			Joseph D. Ward of Fitchburg	Blanks	Total Votes Cast		
BOSTON: Wards 12, 14, 18 . . .				12947	9888	22835	Ashburnham . . . . . 211 50 261				
BOSTON: Wards 15, 16, 17 . . .				13917	8619	22536	Boylston . . . . . 145 22 167				
Milton . . . . .				4851	1164	6015	Clinton . . . . . 1495 344 1839				
Totals . . . . .				18768	9783	28651	FITCHBURG . . . . . 4044 544 4588				
Milton . . . . .				4851	1164	6015	GARDNER . . . . . 2272 596 2368				
Totals . . . . .				18768	9783	28651	LEOMINSTER . . . . . 1452 263 1715				
Milton . . . . .				4851	1164	6015	Lunenburg . . . . . 167 39 206				
Totals . . . . .				18768	9783	28651	Sterling . . . . . 120 29 149				
Milton . . . . .				4851	1164	6015	Westminster . . . . . 293 66 359				
Totals . . . . .				18768	9783	28651	Totals . . . . . 10199 1953 12152				
First Worcester District				Fourth Worcester District							
		Vite J. Pigaga of Worcester	Daniel J. Foley of Worcester	Blanks	Total Votes Cast			James A. Kelly, Jr. of Oxford	All Others	Blanks	Total Votes Cast
Leicester . . . . .				974	285	17	1276	Auburn . . . . . 773 — 99 872			
Millbury . . . . .				737	290	22	1049	Blackstone . . . . . 1152 — 175 1327			
Worcester: Wards 4, 5, 6, 7, 8				8564	7269	491	16324	Douglas . . . . . 260 — 85 345			
Totals . . . . .				10275	7844	530	18649	Dudley . . . . . 513 — 196 709			
Worcester: Wards 1, 2, 3, 9, 10				11795	2288	14083	Grafton . . . . . 561 — 110 671				
Totals . . . . .				12319	2366	14685	Hopedale . . . . . 191 — 39 230				
Worcester: Wards 1, 2, 3, 9, 10				11795	2288	14083	Mendon . . . . . 81 — 21 102				
Totals . . . . .				12319	2366	14685	Milford . . . . . 1022 — 316 1338				
Worcester: Wards 1, 2, 3, 9, 10				11795	2288	14083	Millville . . . . . 337 — 43 380				
Totals . . . . .				12319	2366	14685	Northbridge . . . . . 655 — 264 919				
Worcester: Wards 1, 2, 3, 9, 10				11795	2288	14083	Oxford . . . . . 680 — 67 747				
Totals . . . . .				12319	2366	14685	Shrewsbury . . . . . 1336 2 251 1589				
Worcester: Wards 1, 2, 3, 9, 10				11795	2288	14083	Southborough . . . . . 199 — 44 243				
Totals . . . . .				12319	2366	14685	Sutton . . . . . 168 — 73 241				
Worcester: Wards 1, 2, 3, 9, 10				11795	2288	14083	Upton . . . . . 100 — 25 125				
Totals . . . . .				12319	2366	14685	Uxbridge . . . . . 1074 — 348 1422				
Worcester: Wards 1, 2, 3, 9, 10				11795	2288	14083	Webster . . . . . 1098 — 421 1519				
Totals . . . . .				12319	2366	14685	Westborough . . . . . 411 — 61 472				
Worcester: Wards 1, 2, 3, 9, 10				11795	2288	14083	Totals . . . . . 10611 2 2638 13251				
Totals . . . . .				12319	2366	14685					

Senators — Concluded

Worcester, Hampden and Hampshire District	Philip A. Quinn of Spencer	Emery C. Demers of Charlton	All Others	Blanks	Total Votes Cast
Athol . . . . .	648	65	—	65	778
Barre . . . . .	355	51	—	44	450
Belchertown . . . . .	124	40	—	6	170
Brimfield . . . . .	41	16	—	1	58
Erookfield . . . . .	97	8	—	5	110
Charlton . . . . .	109	88	—	6	203
East Brookfield . . . . .	160	25	—	6	191
Hampden . . . . .	88	21	—	11	120
Hardwick . . . . .	341	66	—	42	449
Holland . . . . .	36	5	—	—	41
Hubbardston . . . . .	118	13	—	18	149
Monson . . . . .	268	30	—	23	321
New Braintree . . . . .	21	—	—	2	23
North Brookfield . . . . .	395	10	—	5	410
Oakham . . . . .	27	2	—	1	30
Palmer . . . . .	668	108	—	30	806
Paxton . . . . .	115	23	—	8	146
Petersham . . . . .	34	11	—	8	53
Phillipston . . . . .	27	—	—	3	30
Princeton . . . . .	34	4	—	6	44
Royalston . . . . .	41	7	—	7	55
Rutland . . . . .	95	6	—	3	104
Southbridge . . . . .	2815	965	—	226	4006
Spencer . . . . .	900	58	—	9	967
Sturbridge . . . . .	512	86	—	16	614
Templeton . . . . .	299	61	—	31	391
Wales . . . . .	29	6	—	1	36
Ware . . . . .	370	167	—	31	568
Warren . . . . .	545	25	—	24	594
West Brookfield . . . . .	110	9	—	2	121
Wilbraham . . . . .	206	64	—	31	301
Winchendon . . . . .	217	25	1	27	270
Totals . . . . .	9845	2065	1	698	12609

Representatives in the General Court

Barnstable County

First District	John K. Atsalis of Barnstable	Matthew J. Steele of Yarmouth	Blanks	Total Votes Cast
Barnstable . . . . .	574	112	64	750
Dennis . . . . .	92	121	30	243
Yarmouth . . . . .	117	253	15	385
Totals . . . . .	783	486	109	1378

Second District	Gaston L. Norgeot of Orleans	Blanks	Total Votes Cast	Third District	James R. McMahon, Jr. of Bourne	Blanks	Total Votes Cast
Brewster . . . . .	40	11	51	Bourne . . . . .	291	70	361
Chatham . . . . .	87	20	107	Falmouth . . . . .	587	145	732
Eastham . . . . .	73	11	84	Mashpee . . . . .	39	15	54
Harwich . . . . .	132	30	162	Sandwich . . . . .	85	21	106
Orleans . . . . .	65	10	75	Totals . . . . .	1002	251	1253
Provincetown . . . . .	77	22	99				
Truro . . . . .	27	7	34				
Wellfleet . . . . .	43	16	59				
Totals . . . . .	544	127	671				

DEMOCRATIC

Representatives in the General Court — Continued

Berkshire County

First District					Fifth District				
	Roger A. Sala of North Adams	Robert J. Curry of North Adams	Blanks	Total Votes Cast		Thomas C. Wojtkowski of Pittsfield	Blanks	Total Votes Cast	
North Adams . . .	622	550	40	1212	Hancock . . . . .	7	3	10	
<hr/>					<hr/>				
Second District					Sixth District				
	No Nomination	All Others	Blanks	Total Votes Cast		Peter F. Menard of Windsor	All Others	Blanks	Total Votes Cast
Adams . . . . .	1	2	396	398	Becket . . . . .	11	1	3	14
Clarksburg . . . . .	1	1	54	54	Dalton . . . . .	258	1	34	292
Florida . . . . .	1	1	29	29	Hinsdale . . . . .	43	1	6	49
New Ashford . . . . .	1	1	8	8	Lee . . . . .	126	1	62	188
Savoy . . . . .	1	1	8	8	Lenox . . . . .	230	1	133	363
Williamstown . . . . .	1	1	350	350	Otis . . . . .	10	1	1	12
Totals . . . . .	1	2	845	847	Peru . . . . .	4	1	3	7
<hr/>					<hr/>				
Third District					Seventh District				
	William I. Kitter- man of Pittsfield	Blanks	Total Votes Cast		No Nomination	All Others	Blanks	Total Votes Cast	
Cheshire . . . . .	100	14	114	Alford . . . . .	1	1	10	10	
Lanesborough . . . . .	98	19	117	Egremont . . . . .	1	1	23	23	
<hr/>					<hr/>				
PITTSFIELD:					Great Barrington . . . . .				
Wards 1, 2 . . . . .	1356	426	1782	Monterey . . . . .	1	1	34	34	
Totals . . . . .	1554	459	2013	Mt. Washington . . . . .	1	1	5	5	
<hr/>					<hr/>				
Fourth District					Eighth District				
	Joel S. Greenberg of Pittsfield	Anthony D. Tagliente of Pittsfield	Blanks	Total Votes Cast		No Nomination	All Others	Blanks	Total Votes Cast
PITTSFIELD:					New Marlborough . . . . .	1	1	4	5
Wards 3, 4, 5 . . . . .	1727	1107	146	2980	Richmond . . . . .	1	1	39	39
<hr/>					<hr/>				
					Sandisfield . . . . .				
					Sheffield . . . . .				
					Stockbridge . . . . .				
					West Stockbridge . . . . .				
					Totals . . . . .				

Bristol County

First District				Second District			
	No Nomination	Blanks	Total Votes Cast		John H. Drane of Norton	Blanks	Total Votes Cast
ATTLEBORO				Easton . . . . .	405	144	549
Wards 2, 3, 4, 5, 6 . . . . .	1	647	647	Mansfield . . . . .	222	62	284
Rehoboth . . . . .	1	79	79	Norton . . . . .	134	37	171
Totals . . . . .	1	726	726	Raynham . . . . .	142	55	197
<hr/>				<hr/>			
				Totals . . . . .			

DEMOCRATIC

Representatives in the General Court—Continued

Bristol County — Continued

Third District				Fourth District				
Frank C. Rico of Taunton				No Nomination				
Blanks				All Others				
Total Votes Cast				Blanks				
TAUNTON:				TAUNTON:				
Wards 5, 7, 8 . . . . .				Wards 1, 2, 3, 4, 6				
	1462	521	1983	-	60	1715	1775	
Fifth District				Antonio S. Aguiar, Jr. of Swansea				
Blanks				Blanks				
Total Votes Cast				Total Votes Cast				
Berkley . . . . .				37	10		47	
Dighton . . . . .				123	31		154	
Seekonk . . . . .				116	18		134	
Swansea . . . . .				502	107		609	
Totals . . . . .				778	166		944	
Sixth District				Theophile Jean DesRoches of New Bedford				
Blanks				J. Louis LeBlanc of New Bedford				
Total Votes Cast				Donald R. Gaudette of New Bedford				
Total Votes Cast				All Others				
Blanks				Blanks				
Total Votes Cast				Total Votes Cast				
NEW BEDFORD:								
Wards 1, 2 . . . . .	2843	3500	4116	1	2954	13414		
Seventh District				Edward P. Coury of New Bedford				
Blanks				George Rogers of New Bedford				
Total Votes Cast				Joseph A. John of New Bedford				
Total Votes Cast				Albert L. McMullen of New Bedford				
Blanks				All Others				
Blanks				Blanks				
Total Votes Cast				Total Votes Cast				
NEW BEDFORD:								
Wards 3, 4 . . . . .	2470	2118	1648	1046	5	1657	8944	
Eighth District				Raymond S. Peek of Dartmouth				
Blanks				*Joseph D. Saulnier of New Bedford				
Total Votes Cast				All Others				
Blanks				Blanks				
Total Votes Cast				Total Votes Cast				
Dartmouth . . . . .				1531	39	10	2024	3604
NEW BEDFORD:								
Wards 5, 6 . . . . .				3363	747	12	4864	8986
Totals . . . . .				4894	786	22	6888	12590

\*Sticker candidate.

*Representatives in the General Court — Continued*

**Bristol County — Continued**

<b>Ninth District</b>							William Q. MacLean, Jr. of Fairhaven	Blanks	Total Votes Cast
Acushnet . . . . .						706	91	797	
Fairhaven . . . . .						1223	131	1354	
Freetown . . . . .						140	17	157	
<b>Totals . . . . .</b>						<b>2069</b>	<b>239</b>	<b>2308</b>	

<b>Tenth District</b>		Manuel Faria of Fall River	Matthew J. Kuss of Fall River	Alfred F. Almeida of Fall River	Frank B. Oliveira of Fall River	Bernard Paquette of Fall River	Blanks	Total Votes Cast
<b>FALL RIVER:</b>								
Wards 1, 2, 3 . . . . .	2881	3397	1692	2747	3157	3322	17196	

<b>Eleventh District</b>							John J. Long of Fall River	James A. O'Brien of Fall River	Blanks	Total Votes Cast
<b>FALL RIVER:</b>										
Wards 4, 5, 6, 7. . . . .					3533	3174	3361	10068		

<b>Tewelfth District</b>							Wilfred C. Driscoll of Fall River	Robert F. Kitchin of Fall River	Blanks	Total Votes Cast
<b>FALL RIVER:</b>										
Ward 8 . . . . .					1406	811	171	2388		
Westport . . . . .					317	119	14	450		
<b>Totals . . . . .</b>					<b>1723</b>	<b>930</b>	<b>185</b>	<b>2838</b>		

<b>Thirteenth District</b>							Manuel Raposa, Jr. of Somerset	Blanks	Total Votes Cast
<b>FALL RIVER:</b>									
Ward 9 . . . . .						1316	397	1713	
Somerset . . . . .						984	282	1266	
<b>Totals . . . . .</b>						<b>2300</b>	<b>679</b>	<b>2979</b>	

DEMOCRATIC

Representatives in the General Court — Continued

Bristol County — Concluded

Fourteenth District	No Nomination	All Others	Blanks	Total Votes Cast
ATTLEBORO:				
Ward 1 . . . . .	1	2	185	187
North Attleborough . . . . .	1	1	403	404
Totals . . . . .	2	3	588	591

Dukes County

First District	No Nomination	All Others	Blanks	Total Votes Cast
Chilmark . . . . .	1	1	9	10
Edgartown . . . . .	1	3	42	45
Gay Head . . . . .	1	3	8	11
Gosnold . . . . .	1	1	7	7
Oak Bluffs . . . . .	1	1	27	28
Tisbury . . . . .	1	4	53	57
West Tisbury . . . . .	1	4	14	18
Totals . . . . .	7	16	160	176

Essex County

First District	David E. Harrison of Gloucester	All Others	Blanks	Total Votes Cast
GLOUCESTER:				
Wards 1, 2, 3, 4, 5 . . . . .	544	56	120	720
Rockport . . . . .	153	7	50	210
Totals . . . . .	697	63	170	930

Second District	Charles K. Cobb, Jr. of Ipswich	Chester S. Stone of Gloucester	Blanks	Total Votes Cast
Essex . . . . .	33	9	4	46
Ipswich . . . . .	407	29	47	483
GLOUCESTER:				
Wards 6, 7, 8 . . . . .	303	115	65	483
Newbury . . . . .	76	13	30	119
Rowley . . . . .	60	17	15	92
Totals . . . . .	879	183	161	1223



DEMOCRATIC

Representatives in the General Court — Continued

Essex County — Continued

Third District	No Nomination	All Others	Blanks	Total Votes Cast
<b>BEVERLY:</b>				
Wards 4, 6 . . . . .	1	2	625	627
Hamilton . . . . .	1	1	188	189
Manchester . . . . .	1	2	221	223
Topsfield . . . . .	1	1	141	142
Wenham . . . . .	1	1	65	66
<b>Totals . . . . .</b>	<b>1</b>	<b>7</b>	<b>1240</b>	<b>1247</b>

Fourth District	Robert E. Carney of Beverly	John T. Holcroft of Beverly	John V. O'Brien of Beverly	Elsie E. Piper of Beverly	Blanks	Total Votes Cast
<b>BEVERLY:</b>						
Wards 1, 2, 3, 5 . . . . .	873	351	278	86	72	1660

Fifth District	Edward C. Bacherman of Peabody	Edward J. Dullea, Jr. of Peabody	John K. Gilligan of Danvers	Philip C. O'Donnell of Peabody	James Tex Paras of Peabody	Paul F. Strout of Peabody	James J. Tierney of Peabody	Blanks	Total Votes Cast
Danvers . . . . .	103	413	963	426	154	225	305	573	3162
Peabody . . . . .	1449	1848	286	2483	1864	1629	1831	2656	14046
<b>Totals . . . . .</b>	<b>1552</b>	<b>2261</b>	<b>1249</b>	<b>2909</b>	<b>2018</b>	<b>1854</b>	<b>2136</b>	<b>3229</b>	<b>17208</b>

Sixth District	Michael J. Harrington of Salem	Samuel E. Zoll of Salem	Blanks	Total Votes Cast
<b>SALEM:</b>				
Wards 1, 2, 4, 5, 6 . . . . .	3015	3291	2370	8676

Seventh District	No Nomination	All Others	Blanks	Total Votes Cast
Marblehead . . . . .	1	2	1070	1072

DEMOCRATIC

Representatives in the General Court — Continued

Essex County — Continued

Eighth District								No Nomination	Blanks	Total Votes Cast	
SALEM:											
Ward 3										369	369
Swampscott										1116	1116
Totals										1485	1485
Ninth District		Philip N. Carney of Lynn	Julie Gilligan of Lynn	Andre R. Sigourney of Nahant	John F. Clancy of Lynn	Vincent C. Martin of Lynn	Michael L. Mooney of Lynn	Francis P. Walsh of Lynn			Total Votes Cast
LYNN:											
Wards 2, 3, 4		3068	2833	2648	3016	824	1072	1608		3693	18762
Nahant		307	303	507	99	30	217	81		421	1965
Totals		3375	3136	3155	3115	854	1289	1689		4114	20727
Tenth District							T. Harold Gayron of Lynn	Thomas W. McGee of Lynn	Paul J. Andriopoulos of Lynn	Blanks	Total Votes Cast
LYNN:											
Wards 5, 6						3453	3138	1656		2231	10478
Eleventh District						Albert V. DiVirgilio of Lynn	Marion P. Donoghue of Saugus	George F. Healey of Lynn	Richard L. Reynolds of Saugus,	Blanks	Total Votes Cast
Boxford					26	29	25	32		60	172
Georgetown					64	70	102	86		100	422
LYNN:											
Wards 1, 7					1815	360	2071	636		1038	5920
Lynnfield					298	191	222	235		336	1282
Middleton					67	62	65	47		77	318
Saugus					493	851	507	1129		638	3618
Totals					2763	1563	2992	2165		2249	11732
Twelfth District		Michael J. Clifford of No. Andover	Vincent P. Davey of Andover	John M. Foley of Andover	Peter F. Graham of Methuen	James P. Hurrell of No. Andover	Augustine J. Walsh of No. Andover	All Others	Blanks	Total Votes Cast	
Andover		443	1226	792	341	219	470	-	1342	4833	
LAWRENCE:											
Ward 1		832	660	809	930	888	876	5	1867	6867	
METHUEN:											
Precincts 1, 4, 5		719	687	661	1621	894	950	-	1362	6894	
North Andover		766	313	224	343	1126	740	-	997	4509	
Totals		2760	2886	2486	3235	3127	3036	5	5568	23103	

DEMOCRATIC

Representatives in the General Court — Continued

Essex County — Continued

Thirteenth District	John C. Bresnahan of Lawrence	Gerard A. Guilmette of Lawrence	William J. Casey of Lawrence	Angelo J. Orlando of Methuen	Blanks	Total Votes Cast
LAWRENCE: Wards 2, 6 . . . . .	4184	4637	3500	1773	2404	16498
Methuen: Precinct 3 . . . . .	744	499	411	1196	652	3502
Totals . . . . .	4928	5136	3911	2969	3056	20000

Fourteenth District	John J. Cronin of Lawrence	James R. Carter, Jr. of Lawrence	Anthony R. DiFrancia of Lawrence	Blanks	Total Votes Cast
LAWRENCE: Wards 3, 4 . . . . .	914	416	1369	87	2786
Methuen: Precinct 2 . . . . .	120	54	197	7	378
Totals . . . . .	1034	470	1566	94	3164

Fifteenth District	Lawrence P. Smith of Lawrence	Henry McGuire of Lawrence	Blanks	Total Votes Cast
LAWRENCE Ward 5 . . . . .	2298	1227	134	3659

Sixteenth District	Francis Bevilacqua of Haverhill	All Others	Blanks	Total Votes Cast
HAVERHILL: Wards 1, 3, 5 . . . . .	1802	2	543	2347

Seventeenth District	Aaron M. L. Shenberg of Haverhill	Ronald E. Welch of Haverhill	All Others	Blanks	Total Votes Cast
HAVERHILL: Wards 2, 6, 7 . . . . .	1467	760	89	93	2409

DEMOCRATIC

Representatives in the General Court — Continued

Essex County — Concluded

Eighteenth District		James L. Schiller of Groveland	All Others	Blanks	Total Votes Cast
Amesbury . . . . .		224	—	209	433
HAVERHILL:					
Ward 4 . . . . .		353	—	118	471
Groveland . . . . .		227	—	51	278
Merrimac . . . . .		126	—	35	161
West Newbury . . . . .		67	3	28	98
Totals . . . . .		997	3	441	1441

Nineteenth District		Norman H. Doyle of Newburyport	All Others	Blanks	Total Votes Cast
NEWBURYPORT . . . . .		422	3	304	729
Salisbury . . . . .		91	36	—	127
Totals . . . . .		513	39	304	856

Franklin County

First District		No Nomination	All Others	Blanks	Total Votes Cast
Ashfield . . . . .		—	—	18	18
Bernardston . . . . .		—	—	14	14
Buckland . . . . .		—	—	41	41
Charlemont . . . . .		—	—	13	13
Colrain . . . . .		—	—	44	44
Conway . . . . .		—	—	17	17
Hawley . . . . .		—	—	1	1
Heath . . . . .		—	—	3	3
Leyden . . . . .		—	—	6	6
Monroe . . . . .		—	—	20	20
Northfield . . . . .		—	—	24	24
Orange . . . . .		—	—	111	111
Rowe . . . . .		—	—	10	10
Shelburne . . . . .		—	—	37	38
Warwick . . . . .		—	—	9	9
Totals . . . . .		—	1	368	369

Second District		Allan McGuane of Greenfield	Blanks	Total Votes Cast
Greenfield . . . . .		493	60	553

DEMOCRATIC

Representatives in the General Court — Continued

Franklin County — Concluded

Third District	No Nomination	Blanks	Total Votes Cast
Deerfield . . . . .	—	104	104
Erving . . . . .	—	42	42
Gill . . . . .	—	27	27
Leverett . . . . .	—	27	27
Montague . . . . .	—	320	320
New Salem . . . . .	—	9	9
Shutesbury . . . . .	—	14	14
Sunderland . . . . .	—	90	90
Wendell . . . . .	—	13	13
Whately . . . . .	—	38	38
Totals . . . . .	—	684	684

Hampden County

First District	Alexander Lolas of Monson	All Others	Blanks	Total Votes Cast
Brimfield . . . . .	53	—	5	58
Hampden . . . . .	105	—	15	120
Holland . . . . .	38	—	3	41
Monson . . . . .	304	—	17	321
Palmer . . . . .	715	9	82	806
Wales . . . . .	35	—	1	36
Totals . . . . .	1250	9	123	1382

Second District	Steve T. Chmura of Ludlow	Blanks	Total Votes Cast
CHICOPEE: Wards 5, 6 . . . . .	1116	197	1313
Ludlow . . . . .	1968	387	2355
Totals . . . . .	3084	584	3668

Third District	Roger L. Bernashe of Chicopee	Bernard L. Boissonneault of Chicopee	Frank S. Gawlik of Chicopee	Francis C. Lapointe of Chicopee	Roger O. Nadeau of Chicopee	Donald Szezbak of Chicopee	All Others	Blanks	Total Votes Cast
CHICOPEE: Wards 7, 8, 9 . . . . .	1453	138	83	1426	538	434	14	59	4145

DEMOCRATIC

*Representatives in the General Court — Continued*

**Hampden County — Continued**

<b>Fourth District</b>		Mitsie I. Kulig of Chicopee	Joseph Garezynski, Jr. of Chicopee	Adela Alice Nahornnek of Chicopee	Alexander Stefanik of Chicopee	All Others	Blanks	Total Votes Cast
CHICOPEE: Wards 1, 2, 3, 4 . . . . .		1823	1468	502	494	2	67	4356
<b>Fifth District</b>		James J. Bowler of Springfield	Rose Marie Coughlin of Springfield	Frederick E. Hamre of Springfield	Robert B. Lynch of Springfield	Charles K. Treiber of Springfield	Blanks	Total Votes Cast
SPRINGFIELD: Ward 2 . . . . .		1222	1064	825	574	842	185	4712
<b>Sixth District</b>					James L. Grimaldi of Springfield	Anthony M. Seibelli of Springfield	Blanks	Total Votes Cast
SPRINGFIELD: Wards 3, 4 . . . . .					1416	1363	1963	4742
<b>Seventh District</b>				Charles J. Higgins, Jr. of Springfield	William H. Mitchell of Springfield	All Others	Blanks	Total Votes Cast
SPRINGFIELD: Ward 5 . . . . .				548	656	3	164	1371
<b>Eighth District</b>						Stelle R. Fontaine of Springfield	Blanks	Total Votes Cast
SPRINGFIELD: Ward 6 . . . . .						1196	522	1718
<b>Ninth District</b>						John P. O'Brien of Springfield	Blanks	Total Votes Cast
SPRINGFIELD: Ward 7 . . . . .						2219	864	3083

DEMOCRATIC

Representatives in the General Court — Continued

Hampden County — Continued

Tenth District		Arthur James McKenna of Springfield	John Louis Hebert of Springfield	Blanks	Total Votes Cast
SPRINGFIELD:					
Ward 1		875	147	96	1118

Eleventh District		Walter T. Kerr of Agawam	Raymond Nardi of Agawam	Benedict J. Nascimbene of Southwick	Blanks	Total Votes Cast
Agawam		801	630	93	14	1538
Blandford		6	3	—	—	9
Chester		16	8	9	4	28
Granville		2	1	2	—	5
Montgomery		16	2	—	—	18
Russell		9	7	9	3	28
Southwick		61	29	193	1	284
Tolland		2	—	—	—	2
Totals		904	680	306	22	1912

Twelfth District		Stephen T. Chumura of Holyoke	Blanks	Total Votes Cast
HOLYOKE:				
Wards 1, 2, 4		704	333	1037

Thirteenth District		David M. Bartley of Holyoke	Blanks	Total Votes Cast
HOLYOKE:				
Wards 3, 6		1346	456	1802

Fourteenth District		Emmett J. Cauley of Holyoke	Blanks	Total Votes Cast
HOLYOKE:				
Wards 5, 7		1248	318	1566

DEMOCRATIC

Representatives in the General Court — Continued

Hampden County — Concluded

Fifteenth District			Robert J. McGinn of Westfield	Blanks	Total Votes Cast
WESTFIELD . . . . .			1014	278	1292

Sixteenth District			*Charles A. Bowler of E. Longmeadow	All Others	Blanks	Total Votes Cast
East Longmeadow . . . . .			59	3	333	392
Longmeadow . . . . .			114	3	377	494
Wilbraham . . . . .			48	3	253	301
Totals . . . . .			221	3	963	1187

Seventeenth District		Dave N. Vigneault of Springfield	Rudy Chmura of Springfield	Walter Joseph Sullivan of Springfield	Blanks	Total Votes Cast
SPRINGFIELD: Ward 8 . . . . .		1703	1578	349	268	3898

Eighteenth District			John F. Coffey of W. Springfield	Blanks	Total Votes Cast
West Springfield . . . . .			1040	217	1257

Hampshire County

First District		Jeremiah J. Foley of Northampton	Herman O. Hebert of Northampton	All Others	Blanks	Total Votes Cast
NORTHAMPTON: Wards 1, 2, 3, 4, 5 . . . . .		1287	625	26	97	2035

\*Sticker candidate



DEMOCRATIC

Representatives in the General Court — Continued

Hampshire County — Concluded

Second District	Robert J. Lucey of Worthington	George J. O'Brien of Northampton	Blanks	Total Votes Cast
Chesterfield . . . . .	7	5	-	12
Cummington . . . . .	8	2	-	12
Goshen . . . . .	7	7	1	15
Hatfield . . . . .	50	169	42	261
Huntington . . . . .	22	16	5	43
Middlefield . . . . .	2	6	-	8
NORTHAMPTON: Wards 6, 7 . . . . .	87	550	30	667
Plainfield . . . . .	5	5	1	11
Southampton . . . . .	28	65	3	96
Westhampton . . . . .	3	11	1	15
Williamsburg . . . . .	30	76	11	117
Worthington . . . . .	30	1	-	31
Totals . . . . .	279	913	96	1288

Third District	John G. Clark of Easthampton	Edward F. Grabowski of South Hadley	All Others	Blanks	Total Votes Cast
Easthampton . . . . .	509	172	-	11	692
Hadley . . . . .	125	113	-	9	247
South Hadley . . . . .	450	683	1	29	1163
Totals . . . . .	1084	968	1	49	2102

Fourth District	James R. Nolen of Ware	All Others	Blanks	Total Votes Cast
Amherst . . . . .	405	2	133	540
Belchertown . . . . .	155	-	15	170
Granby . . . . .	165	-	24	189
Pelham . . . . .	30	-	5	35
Ware . . . . .	477	-	91	568
Totals . . . . .	1232	2	268	1502

Middlesex County

First District	Michael J. Lombardi of Cambridge	John J. Toomey of Cambridge	Christopher Carolina of Cambridge	Paul A. Cargano of Cambridge	Francis J. Kenney of Cambridge	Blanks	Total Votes Cast
CAMBRIDGE: Wards 1, 2, 3 . . . . .	3965	3568	344	2331	444	2046	12698
SOMERVILLE: Ward 2 . . . . .	1635	1438	149	861	334	1091	5508
Totals . . . . .	5600	5006	493	3192	778	3137	18206

DEMOCRATIC

Representatives in the General Court — Continued

Middlesex County — Continued

Second District		Thomas H. Doherty, Jr. of Cambridge	Donald F. Dailey of Cambridge	Alvin E. Thompson of Cambridge	Blank	Total Votes Cast	
CAMBRIDGE: Wards 4, 5, 6, 8. . . . .		3212	2452	1103	3661	10428	
Third District		Timothy W. Hickey of Cambridge	George W. Spartichino of Cambridge	Charles F. Flaherty, Jr. of Cambridge	Kevin A. Griffin of Cambridge	Blanks	Total Votes Cast
Belmont: Precinct 8 . . . . .		327	163	347	115	310	1262
CAMBRIDGE: Wards 7, 9, 10, 11 . . . . .		3466	3080	3863	2265	2692	15366
Totals . . . . .		3793	3243	4210	2380	3002	16628
Fourth District				Joseph G. Bradley of Newton	Paul F. Malloy of Newton	Blanks	Total Votes Cast
NEWTON: Wards 1, 2, 3 . . . . .				2637	2630	2333	7600
WALTHAM: Ward 6 . . . . .				218	334	300	852
Totals . . . . .				2855	2964	2633	8452
Fifth District		Irving Fishman of Newton	Claire Arafé of Newton	Edward H. Pendergast, Jr. of Newton	Blanks	Total Votes Cast	
NEWTON: Wards 5, 6, 7, 8 . . . . .		3700	1557	2183	3056	10496	
Sixth District					Walter T. Burke of Natick	Blanks	Total Votes Cast
Natick. . . . .					2010	375	2385

DEMOCRATIC

Representatives in the General Court — Continued

Middlesex County — Continued

Seventh District	Richard E. Landry of Waltham	Donald J. Manning of Waltham	Joseph A. Vaeca of Waltham	Blanks	Total Votes*Cast
WALTHAM: Wards 1, 2, 3, 4, 5, 7 . . . . .	3012	2897	978	2429	9316

Eighth District	Howard I. Cooper of Framingham	John C. Fiore of Framingham	Blanks	Total Votes Cast
Ashland . . . . .	234	288	222	744
Framingham . . . . .	2678	3068	2676	8422
Holliston . . . . .	217	222	213	652
Hopkinton . . . . .	202	249	231	682
Sherborn . . . . .	49	46	85	180
Totals . . . . .	3380	3873	3427	10680

Ninth District	John J. Navin of Marlborough	Blanks	Total Votes Cast
MARLBOROUGH . . . . .	2029	252	2281

Tenth District	Wilfred E. Balthazar of Hudson	Blanks	Total Votes Cast
Boxborough . . . . .	43	5	48
Hudson . . . . .	666	96	762
Maynard . . . . .	530	122	652
Stow . . . . .	100	23	123
Totals . . . . .	1339	246	1585

Eleventh District	Daniel T. Keady of Shirley	All Others	Blanks	Total Votes Cast
Ashby . . . . .	68	—	16	84
Ayer . . . . .	226	—	27	253
Groton . . . . .	151	1	46	198
Pepperell . . . . .	145	—	36	181
Shirley . . . . .	133	—	36	169
Townsend . . . . .	81	—	11	92
Totals . . . . .	804	1	172	977

DEMOCRATIC

Representatives in the General Court — Continued

Middlesex County — Continued

Twelfth District		Felix R. Perrault of Westford	All Others	Blanks	Total Votes Cast
Dracut . . . . .		1558	1	204	1763
Dunstable . . . . .		34	—	5	39
Tyngsborough . . . . .		193	—	37	230
Westford . . . . .		652	—	68	720
Totals . . . . .		2437	1	314	2752

Thirteenth District		Bette J. Gurley of Concord	John W. Putnam of Acton	Blanks	Total Votes Cast
Acton . . . . .		94	349	23	466
Concord . . . . .		640	373	66	1079
Littleton . . . . .		116	146	17	279
Sudbury . . . . .		208	270	79	557
Totals . . . . .		1058	1138	185	2381

Fourteenth District		Cornelius F. Kiernan of Lowell	Paul J. Sheehy of Lowell	William H. Lapointe, Jr. of Lowell	Howard Manoian of Lowell	Blanks	Total Votes Cast
LOWELL: Wards 3, 6, 7, 8. . . . .		3735	4106	2058	527	1410	11836

Fifteenth District		John J. Desmond of Lowell	Raymond F. Rourke of Lowell	John Dukeshire of Lowell	Arthur E. McGinley of Lowell	George F. O'Meara, Jr. of Lowell	David Stocchi of Lowell	Blanks	Total Votes Cast
LOWELL: Wards 1, 2, 4, 5, 9, 10, 11. . . . .		7057	7954	2212	4019	5085	2268	4768	33363

Sixteenth District		Edward M. Flanagan of Malden	Blanks	Total Votes Cast
MALDEN: Wards 2, 3, 4 . . . . .		2615	621	3236

DEMOCRATIC

Representatives in the General Court — Continued

Middlesex County — Continued

Seventeenth District		John P. Hearn, Jr. of Weston	All Others	Blanks	Total Votes Cast
NEWTON:					
Ward 4 . . . . .		681	1	246	927
Wayland . . . . .		489		219	708
Weston . . . . .		479	2	163	644
Totals . . . . .		1649	2	628	2279

Eighteenth District		Donald K. Roberts of No. Reading	Blanks	Total Votes Cast
North Reading . . . . .		513	106	619
Reading . . . . .		980	285	1265
Totals . . . . .		1493	391	1884

Nineteenth District		Stanley J. Boeko of Billerica	Robert E. Cook of Tewksbury	All Others	Blanks	Total Votes Cast
Billerica . . . . .		1527	436	1	70	2034
Tewksbury . . . . .		581	282	1	64	1527
Totals . . . . .		2108	1318	1	134	3561

Twentieth District		William F. Hogan of Everett	Armando R. Carli, Jr. of Everett	Philip J. Crowley of Everett	Roy P. Elliott of Everett	Jeremiah A. Falvey, Jr. of Everett	Frederic J. Kelley, Jr. of Everett	George Keverian of Everett	Blanks	Total Votes Cast
EVERETT:										
Wards 2, 3, 4, 6 . . .	3266	1210	2232	173	2248	1679	2601	3531	16940	

Twenty-first District		George H. O'Farrell of Malden	George B. Walsh of Malden	Richard M. Zelinsky of Malden	Blanks	Total Votes Cast
MALDEN:						
Wards 1, 5, 6, 7, 8 . . .		2883	2810	2038	2593	10324

DEMOCRATIC

Representatives in the General Court — Continued

Middlesex County — Continued

Twenty-second District		*Frank P. Fay of Melrose	All Others	Blanks	Total Votes Cast
MELROSE		162	4	3894	4150
Stoneham		670	2	2394	3066
Totals		832	6	6378	7216

Twenty-third District		Joseph W. Chester of Belmont	John Patrick Kedian of Arlington	Alan Root of Arlington	Eugene F. Sullivan of Belmont	Blanks	Total Votes Cast
Arlington:							
Precincts 8, 10, 12, 14		311	1543	1857	356	1095	5162
Belmont:							
Precincts 1, 2, 3, 4, 5, 6, 7		1233	441	1660	1367	1347	6048
Totals		1544	1984	3517	1723	2442	11210

Twenty-fourth District		Marie E. Howe of Somerville	Michael J. Simonelli of Somerville	Joseph T. Travaline of Somerville	Anthony R. DiCiccio of Somerville	Blanks	Total Votes Cast
EVERETT:							
Ward 1		212	156	153	93	376	990
SOMERVILLE:							
Wards 1, 3, 4, 5		8145	6331	6420	3702	10187	34785
Totals		8357	6487	6573	3795	10563	35775

Twenty-fifth District		Eleanor M. Campobasso of Arlington	William J. Moran of Somerville	Michael J. Blong of Arlington	Paul M. Haley of Somerville	Edward C. Murphy of Somerville	Blanks	Total Votes Cast
Arlington								
Precincts 1, 3, 5		1665	647	697	356	186	719	4270
SOMERVILLE:								
Wards 6, 7		2347	2323	646	1644	1701	1741	10402
Totals		4012	2970	1343	2000	1887	2460	14672

Twenty-sixth District		Michael Catino of Medford	John J. McGlynn of Medford	George L. Sacco, Jr. of Medford	Edward J. Casey of Medford	Alfred Dello Russo of Medford	Daniel G. Hurley of Medford	Patrick D. McDevitt of Medford	Alfred Morelli of Medford	Richard T. Nelson of Medford	Alfred P. Pompeo of Medford	Robert M. Salerno of Medford	Blanks	Total Votes Cast
MEDFORD:														
Wards 2, 3, 4, 5, 6		4190	4895	4358	847	1117	2777	2610	673	1564	3122	1275	4864	32292

\*Sticker candidate

Democratic

Representatives in the General Court — Continued

Middlesex County — Continued

<b>Twenty-seventh District</b>		Paul J. Cavanaugh of Medford		Michael F. Skerry, Jr. of Medford	Blanks	Total Votes Cast		
EVERETT:								
Ward 5 . . . . .			525	435	29	989		
MEDFORD:								
Wards 1, 7 . . . . .			1959	1444	51	3454		
Totals . . . . .			2484	1879	80	4443		
<b>Twenty-eighth District</b>				Edward J. Dever, Jr. of Arlington	Blanks	Total Votes Cast		
Arlington:								
Precincts 2, 4, 6, 7, 9, 11, 13 . . . . .				4333	676	5010		
<b>Twenty-ninth District</b>				No Nomination	Blanks	Total Votes Cast		
Winchester . . . . .				—	1693	1693		
<b>Thirtieth District</b>		Paul C. Menton of Watertown	Charles Ohanian of Watertown	Julio Felloni of Watertown	Joseph A. Malley of Watertown	All Others	Blanks	Total Votes Cast
Watertown . . . . .		3577	3947	1789	1641	1	1667	12622
<b>Thirty-first District</b>					Hugh J. Morgan, Jr. of Wakefield	Blanks	Total Votes Cast	
Wakefield . . . . .					1852	327	2179	
<b>Thirty-second District</b>				George T. Contaloni of Woburn	Edward A. Flaherty of Woburn	Blanks	Total Votes Cast	
WOBURN:								
Wards 1, 2, 3, 4, 5 . . . . .				2232	1387	220	3839	

DEMOCRATIC

Representatives in the General Court — Continued

Middlesex County — Concluded

Thirty-third District			Daniel E. Power of Lexington	Blanks	Total Votes Cast	
Lexington . . . . .			1726	818	2544	
Thirty-fourth District			Fred F. Cain of Wilmington	All Others	Blanks	Total Votes Cast
Burlington . . . . .			1296	—	342	1638
Wilmington . . . . .			1003	1	145	1149
Woburn: Wards 6, 7 . . . . .			1252	—	754	2006
Total . . . . .			3551	1	1241	4793
Thirty-fifth District			George J. Odell of Chelmsford	All Others	Blanks	Total Votes Cast
Bedford . . . . .			468	2	150	620
Carlisle . . . . .			38	—	38	76
Chelmsford . . . . .			1393	—	214	1607
Lincoln . . . . .			182	2	173	357
Totals . . . . .			2081	4	575	2660

Nantucket County

First District			No Nomination	All Others	Blanks	Total Votes Cast
Nantucket . . . . .			—	9	30	39

Norfolk County

First District	Joseph E. Brett of Quincy	J. Armand Beaulieu of Quincy	Joseph J. LaRaia of Quincy	John J. Leary of Quincy	George B. McDonald of Quincy	John J. Sullivan, Jr. of Quincy	Dennis P. Toland of Quincy	Blanks	Total Votes Cast
QUINCY: Wards 3, 4, 5, 6 . . . . .	6106	623	4218	2774	4249	3098	2251	4557	27876



*Representatives in the General Court — Continued*

Norfolk County — Continued

Second District							Arthur Tobin of Quincy	All Others	Blanks	Total Votes Cast	
QUINCY: Ward 1 . . . . .						2615	209	366	3190		
Third District		Richard J. Adams of Braintree	Daniel L. Carodilupo of Braintree	Patrick F. Fitzgerald of Braintree	Robert E. Frazier of Braintree	Barry T. Hannon of Braintree	Richard K. LaVangie of Braintree	John W. LeRoy, Jr. of Braintree	Elizabeth N. Metayer of Braintree	Blanks	Total Votes Cast
Braintree . . .	259	378	1321	2152	2139	169	1195	1551	1164	10328	
QUINCY: Ward 2 . . .	163	230	634	190	886	104	261	431	565	3464	
Totals . . .	422	608	1955	2342	3025	273	1456	1982	1729	13792	
Fourth District							Robert B. Ambler of Weymouth	William A. Connell, Jr. of Weymouth	All Others	Blanks	Total Votes Cast
Holbrook . . . . .						811	856	-	917	2584	
Weymouth . . . . .						3567	4051	16	3218	10852	
Totals . . . . .						4378	4907	16	4135	13436	
Fifth District		James G. Mullen of Milton	Bernard Davidson of Randolph	Michael Geller of Milton	M. Joseph Manning, Jr. of Milton	James P. Richards of Randolph	Joseph J. Semensi of Randolph	Dennis A. Smith of Milton	Blanks		Total Votes Cast
Avon . . . . .	97	48	44	232	45	306	203	201		1176	
Milton . . . . .	2355	212	961	3814	81	453	2477	1677		12030	
Randolph . . . . .	644	807	250	753	514	2499	361	1168		6996	
Totals . . . . .	3096	1067	1255	4799	640	3258	3041	3046		20202	
Sixth District							Maurice E. Ronayne, Jr. of Canton	George L. Landry, Jr. of Stoughton	Blanks		Total Votes Cast
Canton . . . . .						1920	130	56		2106	
Stoughton . . . . .						787	947	134		1868	
Totals . . . . .						2707	1077	190		3974	

DEMOCRATIC

Representatives in the General Court — Continued

Norfolk County — Continued

Seventh District	*John Vasta of Dedham	All Others	Blanks	Total Votes Cast
Dedham . . . . .	664	11	2432	3107

Eighth District	No Nomination	All Others	Blanks	Total Votes Cast
Needham . . . . .	-	119	1757	1876

Ninth District	John G. Schuler of Wellesley	Blanks	Total Votes Cast
Wellesley . . . . .	1188	376	1564

Tenth District	Melvin R. Perlman of Westwood	Blanks	Total Votes Cast
Dover . . . . .	71	56	127
Medfield . . . . .	256	95	351
Norfolk . . . . .	115	57	172
Plainville . . . . .	102	27	129
Westwood . . . . .	831	231	1062
Wrentham . . . . .	146	64	210
Totals . . . . .	1521	530	2051

Eleventh District	David C. Ahearn of Norwood	William F. Butters of Norwood	Blanks	Total Votes Cast
Foxborough . . . . .	440	348	274	1062
Norwood . . . . .	2908	2846	1978	7732
Sharon . . . . .	762	708	664	2134
Walpole . . . . .	1017	825	610	2452
Totals . . . . .	5127	4727	3526	13380

\*Sticker candidate.

DEMOCRATIC

Representatives in the General Court — Continued

Norfolk County — Concluded

Twelfth District	Hugh J. McCarthy, Jr. of Millis	Anthony F. McLaughlin of Franklin	Joseph R. Scolavino of Bellingham	Anthony M. Vignone of Franklin	Blanks	Total Votes Cast
Bellingham	122	43	691	212	12	1080
Franklin	78	465	115	1072	40	1770
Medway	296	67	102	110	42	617
Millis	641	41	28	47	17	774
Totals	1137	616	936	1441	111	4241

Thirteenth District	Jack H. Backman of Brookline	Michael S. Dukakis of Brookline	All Others	Blanks	Total Votes Cast
Brookline	3988	5371	5	12719	22083

Plymouth County

First District	John Y. Brady of Scituate	Francis Patrick Gilman of Cohasset	Charles E. Gould of Hull	Thomas F. Quinn of Scituate	Blanks	Total Votes Cast
Cohasset (Norfolk County)	71	320	29	76	41	540
Hull	141	86	762	65	36	1090
Scituate	733	109	48	353	68	1311
Totals	945	515	839	494	148	2941

Second District	Robert M. Broderick of Norwell	Blanks	Total Votes Cast
Hanover	309	90	399
Hingham	713	310	1023
Norwell	300	59	359
Totals	1322	459	1781

Third District	John R. Buckley of Abington	Paul E. Ryan of Rockland	All Others	Blanks	Total Votes Cast
Abington	933	261	-	20	1214
Rockland	643	779	1	14	1437
Totals	1576	1040	1	34	2651

DEMOCRATIC

Representatives in the General Court — Continued

Plymouth County — Continued

Fourth District	Joseph F. Creed of Marshfield	Robert G. McGlone of Pembroke	Blanks	Total Votes Cast
Hanson . . . . .	50	200	28	278
Marshfield . . . . .	768	55	48	871
Pembroke . . . . .	102	468	18	588
Whitman . . . . .	281	310	90	681
Totals . . . . .	1201	1033	184	2418

Fifth District	No Nomination	All Others	Blanks	Total Votes Cast
Duxbury . . . . .	—	5	133	138
Kingston . . . . .	—	8	200	208
Plymouth . . . . .	—	—	530	530
Totals . . . . .	—	13	863	876

Sixth District	Frank R. Mazzilli of Carver	All Others	Blank	Total Votes Cast
Carver . . . . .	81	—	10	91
Lakeville . . . . .	96	—	32	129
Marion . . . . .	80	—	35	115
Mattapoisett . . . . .	123	—	32	155
Plympton . . . . .	30	—	14	44
Rochester . . . . .	45	—	4	49
Wareham . . . . .	287	—	86	373
Totals . . . . .	742	1	213	956

Seventh District	David L. Flynn of Bridgewater	All Others	Blanks	Total Votes Cast
Bridgewater . . . . .	395	1	54	450
Halifax . . . . .	181	—	30	211
Middleborough . . . . .	360	—	39	399
Totals . . . . .	936	1	123	1060

Eighth District	John Sergio of Brockton	Blanks	Total Votes Cast
BROCKTON:			
Ward 3 . . . . .	781	404	1185
East Bridgewater . . . . .	256	97	353
West Bridgewater . . . . .	142	57	199
Totals . . . . .	1179	558	1737

DEMOCRATIC

Representatives in the General Court — Continued

Plymouth County — Concluded

Ninth District		James P. Downey of Brockton	Paul M. Murphy of Brockton	Blanks	Total Votes Cast
BROCKTON: Wards 1, 2, 4, 5		3219	3128	1725	8072
Tenth District		Peter George Asiaf of Brockton	All Others	Blanks	Total Votes Cast
BROCKTON: Wards 6, 7		2758	1	471	3230

Suffolk County

First District		Louis Buttiglieri of Boston	George DiLorenzo of Boston	Thomas Cadden of Boston	Joseph V. Cinseroli of Boston	Michael A. D'Avolio of Boston	Edward W. Devreau of Boston	Joseph M. Falzone of Boston	Ernest M. Fobert of Boston	Mario Mattera of Boston	Blanks	Total Votes Cast	
BOSTON: Ward 1		3233	3530	203	1845	6780	582	402	1253	410	4328	22566	
Second District						Anthony J. Sealli of Boston	Daniel R. Carr of Boston	Bernard A. Evers of Boston			Blanks	Total Votes Cast	
BOSTON: Ward 2						2516	811	1520			228	5075	
Third District						Katharine D. Kane of Boston	Domenie A. Capossela of Boston	Anthony Capraro of Boston	Edward R. Fitzgerald of Boston			Blanks	Total Votes Cast
BOSTON: Wards 3, 5						4512	2841	2779	1974			10313	22419
Fourth District		William A. Carey of Boston	Joseph S. Loughman of Boston	David J. O'Connor of Boston	David Als of Boston	Florence Dalton of Boston	Henry P. Florentine of Boston	John Joseph Joyce of Boston			Blanks	Total Votes Cast	
BOSTON: Wards 4, 10		3440	2937	3341	887	1301	1024	1348			6563	20841	

DEMOCRATIC

Representatives in the General Court — Continued

Suffolk County — Continued

<b>Fifth District</b>				William M. Bulger of Boston	James F. Condon of Boston	Gerald F. O'Leary of Boston	John J. Driscoll, Jr. of Boston	Michael F. Flaherty of Boston	Blanks	Total Votes Cast			
BOSTON: Wards 6, 7 . . . . .		6462	5333	7079	2454	7850	10083	39261					
<b>Sixth District</b>							Charles Iannello of Boston	Blanks	Total Votes Cast				
BOSTON: Ward 8 . . . . .						1496	559	2055					
<b>Seventh District</b>			Royal L. Bolling of Boston	Michael E. Haynes of Boston	Franklin Holgate of Boston	Merton Earl Brown of Boston	Robert L. Merritt, Jr. of Boston	All Others	Blanks	Total Votes Cast			
BOSTON: Wards 9, 12 . . . . .		1886	2392	1967	282	365	2	4116	11010				
<b>Eighth District</b>		James J. Craven, Jr. of Boston	David S. Tobin of Boston	Gerard F. Burke of Boston	John Burke of Boston	Thomas F. Cavanaugh of Boston	James A. Daley of Boston	Thomas B. Darcy of Boston	James Francis Davey of Boston	Thomas K. Fallon of Boston	Thomas P. Fallon of Boston	Charles A. Harrington of Boston	Edward T. Kelley of Boston
BOSTON: Wards 11, 19 . . . . .		5700	3039	1516	470	1151	1959	835	194	2240	870	285	816
<b>Eighth District</b> — Continued		Arthur J. Lewis, Jr. of Boston	Roger T. McCarthy of Boston	Thomas L. McCormack, Jr. of Boston	Francis X. McDonough of Boston	William C. Murphy of Boston	John J. O'Connor of Boston	William M. O'Donnell of Boston	John T. Sutherland of Boston	John D. Vozzella of Boston	Blanks	Total Votes Cast	
BOSTON: Wards 11, 19 — Concluded		3183	633	1412	1336	382	2027	397	451	530	8470	37896	
<b>Ninth District</b>								Robert H. Quinn of Boston	Blanks	Total Votes Cast			
BOSTON: Ward 13 . . . . .								3284	1888	5172			

DEMOCRATIC

*Representatives in the General Court — Continued*

**Suffolk County — Continued**

<b>Tenth District</b>				Benjamin Klebanow of Boston	I. Edward Serlin of Boston	Samuel Kofman of Boston	Julius Levinson of Boston	John D. O'Bryant of Boston	Hyman Smokler of Boston	Blanks	Total Votes Cast	
BOSTON:	Ward 14 . . . . .			3566	3996	370	344	1692	173	3447	13588	
<b>Eleventh District</b>		William J. Bulger of Boston	Edward J. Holland of Boston	Charles M. Kane of Boston	Anne Kelley of Boston	John B. Kelly, Jr. of Boston	William E. Kennedy of Boston	Frederick M. MacDonald of Boston	Norton C. O'Brien of Boston	James J. Walsh of Boston	Blanks	Total Votes Cast
BOSTON:	Ward 15 . . . . .	365	85	775	175	951	354	978	1651	84	337	5755
<b>Twelfth District</b>				Paul Murphy of Boston	Joseph E. Corcoran of Boston	Francis A. Cunningham of Boston	John J. Finnegan of Boston	Walter J. McCann of Boston	William P. Mulligan of Boston		Blanks	Total Votes Cast
BOSTON:	Ward 16 . . . . .			6563	3943	172	4170	262	1406	2480	18996	
<b>Thirteenth District</b>								Gerald J. Morrissey of Boston	Joseph B. Walsh of Boston,		Blanks	Total Votes Cast
BOSTON:	Ward 17 . . . . .							4244	4666	5656	14566	
<b>Fourteenth District</b>		Daniel W. Carney of Boston	Michael Paul Feeney of Boston	Joseph M. Kearney of Boston	Malachy Thomas Coghlan of Boston	George Gianelis of Boston	Jacob Klebanov of Boston	George T. Nedder of Boston	Joseph J. Pasciuto of Boston	Henry J. Woods of Boston	Blanks	Total Votes Cast
BOSTON:	Ward 18 . . . . .	6978	8443	7448	757	542	1447	2134	802	2096	10831	41478
<b>Fifteenth District</b>				Robert L. Cawley of Boston	Joseph D. Casey of Boston	Francis X. Coppinger of Boston	Roland J. Crowell of Boston	Charles Robert Doyle of Boston	Margaret M. Rines of Boston		Blanks	Total Votes Cast
BOSTON:	Ward 20 . . . . .			6999	2617	3482	245	6266	867	4260	24736	

*Representatives in the General Court — Continued*

**Suffolk County — Concluded**

<b>Sixteenth District</b>							
	Arnold I. Epstein of Boston	Norman S. Weinberg of Boston	Frank J. Caples of Boston	James Griffin of Boston	Jack Kardon of Boston	Blanks	Total Votes Cast
BOSTON:							
Ward 21 . . . . .	2732	3146	782	513	1320	2083	10576
<b>Seventeenth District</b>							
		David L. Barrett of Boston	John F. Melia of Boston	Michael J. Daly of Boston	Paul J. Ellison of Boston	Blanks	Total Votes Cast
BOSTON:							
Ward 22 . . . . .		3111	3746	3183	2474	2990	15504
<b>Eighteenth District</b>							
		Raymond E. Carey of Revere	Joseph J. C. DiCarlo of Revere	Peter D. Brandano of Revere	Joseph Del Grosso of Revere	Blanks	Total Votes Cast
CHELSEA:							
Ward 3 . . . . .		965	1125	695	211	992	3988
REVERE . . . . .		4681	7305	3748	2403	4445	22582
Totals . . . . .		5646	8430	4443	2614	5437	26570
<b>Nineteenth District</b>							
				John F. Donovan, Jr. of Chelsea	William L. Moore of Chelsea	Blanks	Total Votes Cast
CHELSEA:							
Wards 1, 2, 4, 5 . . . . .				3517	2059	281	5857
<b>Twentieth District</b>							
					Ralph E. Siriamni, Jr. of Winthrop	Blanks	Total Votes Cast
Winthrop . . . . .					2363	883	3246



DEMOCRATIC

Representatives in the General Court

Worcester County

First District	H. Thomas Colo of Athol	F. Stanley Mikelk of Hardwick	Blanks	Total Votes Cast
Athol . . . . .	633	132	13	778
Hardwick . . . . .	149	290	10	449
Petersham . . . . .	39	12	2	53
Royalston . . . . .	312	212	1	525
Winchendon . . . . .	209	56	5	270
Totals . . . . .	1062	512	31	1605

Second District	Robert D. Wetmore of Barre	Ralph Meagher of Westminster	Blanks	Total Votes Cast
Ashburnham . . . . .	168	91	2	261
Barre . . . . .	366	75	9	450
FITCHBURG:				
Ward 3 . . . . .	251	311	15	577
Hubbardston . . . . .	91	57	1	149
Phillipston . . . . .	28	1	1	30
Templeton . . . . .	299	90	2	391
Westminster . . . . .	216	140	3	359
Totals . . . . .	1419	765	33	2217

Third District	No Nomination	All Others	Blanks	Total Votes Cast
Boylston . . . . .	-	1	166	167
Holden . . . . .	-	2	305	313
New Braintree . . . . .	-	-	23	23
Oakham . . . . .	-	-	30	30
Paxton . . . . .	-	1	145	146
Princeton . . . . .	-	-	44	44
Rutland . . . . .	-	-	104	104
Sterling . . . . .	-	4	145	149
West Boylston . . . . .	-	-	289	289
Totals . . . . .	-	14	1251	1265

Fourth District	Frederic W. Schlosstein, Jr. of Warren	Raymond F. Burke of E. Brookfield	All Others	Blanks	Total Votes Cast
Brookfield . . . . .	84	24	-	2	110
East Brookfield . . . . .	80	105	-	2	191
North Brookfield . . . . .	297	100	-	13	410
Spencer . . . . .	597	304	3	63	967
Warren . . . . .	568	22	-	4	594
West Brookfield . . . . .	108	13	-	-	121
Totals . . . . .	1734	568	3	88	2393

DEMOCRATIC

Representatives in the General Court — Continued

Worcester County — Continued

Fifth District	S. Anthony Caprera of Southbridge	Ernest A. Farland of Southbridge	Albert F. Peloquin of Sturbridge	Doris M. Racicot of Southbridge	Raymond L. Renaud of Southbridge	Vincent T. Walsh of Southbridge	All Others	Blanks	Total Votes Cast
Southbridge . . . . .	1395	236	815	642	45	785	25	63	4006
Sturbridge . . . . .	85	6	399	49	12	55	14	4	614
Totals . . . . .	1480	242	1214	691	47	840	39	67	4620

Sixth District	John Peter Ivascyn of Webster	Blanks	Total Votes Cast
Dudley . . . . .	547	162	709
Webster . . . . .	1223	296	1519
Totals . . . . .	1770	458	2228

Seventh District	Richard J. Dwinell of Millbury	Albert L. Nash of Leicester	Blanks	Total Votes Cast
Auburn . . . . .	595	671	478	1744
Charlton . . . . .	112	153	141	406
Leicester . . . . .	656	1069	827	2552
Millbury . . . . .	912	721	465	2098
Oxford . . . . .	519	588	387	1494
Totals . . . . .	2794	3202	2298	8294

Eighth District	Hampton Arakelian of Sutton	Thomas E. Creighton of Uxbridge	Harold D. Gould, Jr. of Blackstone	John J. Kelly of Douglas	Frederick Leo Kenney of Uxbridge	H. Noyes Macomber of Uxbridge	Blanks	Total Votes Cast
Blackstone . . . . .	138	428	1131	133	385	182	257	2654
Douglas . . . . .	49	48	27	289	49	105	123	690
Hopedale . . . . .	70	89	45	56	81	51	68	460
Mendon . . . . .	9	33	25	45	38	14	40	204
Millville . . . . .	88	162	242	26	147	22	73	760
Northbridge . . . . .	488	116	143	221	298	177	395	1838
Sutton . . . . .	172	33	33	68	35	39	102	482
Uxbridge . . . . .	155	774	207	105	1006	164	433	2848
Totals . . . . .	1169	1683	1853	943	2039	754	1491	9932

Ninth District	John F. X. Davoren of Milford	All Others	Blanks	Total Votes Cast
Grafton . . . . .	544	—	798	1342
Milford . . . . .	1156	—	1520	2676
Southborough . . . . .	123	2	301	486
Upton . . . . .	95	4	151	250
Westborough . . . . .	393	—	551	944
Totals . . . . .	2371	6	3321	5698

DEMOCRATIC

Representatives in the General Court — Continued

Worcester County — Continued

Tenth District	Arthur B. Cellucci of Shrewsbury	All Others	Blanks	Total Votes Cast
Berlin . . . . .	1	1	35	35
Bolton . . . . .	1	1	68	69
Harvard . . . . .	31	1	93	124
Northborough . . . . .	54	1	318	372
Shrewsbury . . . . .	750	6	833	1589
Totals . . . . .	836	6	1347	2189

Eleventh District	Thomas F. Fallon of Clinton	Blanks	Total Votes Cast
Clinton . . . . .	1601	238	1839
Lancaster . . . . .	115	15	130
LEOMINSTER: Ward 3 . . . . .	281	42	323
Totals . . . . .	1997	295	2292

Twelfth District	J. Robert Mahan of Leominster	Blanks	Total Votes Cast
LEOMINSTER: Wards 1, 2, 4, 5. . . . .	1179	213	1392

Thirteenth District	Gerald P. Lombard of Fitchburg	Blanks	Total Votes Cast
FITCHBURG: Wards 4, 5, 6 . . . . .	1269	163	1432
Lunenburg . . . . .	176	30	206
Totals . . . . .	1445	193	1638

Fourteenth District	Peter J. Levanti of Fitchburg	Jesse Waugh of Fitchburg	Blanks	Total Votes Cast
FITCHBURG: Wards 1, 2 . . . . .	1450	1078	51	2579

DEMOCRATIC

Representatives in the General Court — Continued

Worcester County — Continued

<b>Fifteenth District</b>														
									Raymond M. LaFontaine of Gardner	Edward A. Blake of Gardner	Gordon Diekie of Gardner	Rosaire J. St. Jean of Gardner	Blanks	Total Votes Cast
GARDNER . . . . .									1753	1282	1245	556	32	2868
<b>Sixteenth District</b>														
												John L. Drugan, Jr. of Worcester	Blanks	Total Votes Cast
WORCESTER: Ward 1 . . . . .												1854	442	2296
<b>Seventeenth District</b>														
	Robert J. Bohigian of Worcester	Andrew Collaro of Worcester	Vito F. Costanzo of Worcester	Austin E. Cusack of Worcester	Joseph M. Lanava of Worcester	Charles F. McCarthy of Worcester	Francis A. Roneone of Worcester	Joseph P. Shea of Worcester	Leo J. Turo of Worcester	All Others	Blanks	Total Votes Cast		
WORCESTER: Wards 2, 3 . . . . .	3676	3821	401	72	570	336	339	1413	1548	1	2255	14432		
<b>Eighteenth District</b>														
					Charles J. Buffone of Worcester	Raymond R. Fiore of Worcester	George A. Haddad of Worcester	John J. Lawless of Worcester	Robert D. Reynolds of Worcester		Blanks	Total Votes Cast		
WORCESTER: Ward 4 . . . . .					3140	403	430	1868	67		123	6031		
<b>Nineteenth District</b>														
								Anthony J. Burke of Worcester	C. Vincent Shea of Worcester		Blanks	Total Votes Cast		
WORCESTER: Wards 5, 6 . . . . .								3979	3811		3368	11158		
<b>Twentieth District</b>														
							Thomas F. Farrell of Worcester	Leo J. Reynolds of Worcester	Joseph F. Wood of Worcester		Blanks	Total Votes Cast		
WORCESTER: Wards 7, 8 . . . . .							2647	3151	1682		1948	9428		

DEMOCRATIC

Representatives in the General Court — Concluded

Worcester County — Concluded

Twenty-first District		Joseph D. Early of Worcester	Israel Katz of Worcester	Blanks	Total Votes Cast
WORCESTER:					
Ward 9 . . . . .		1420	953	65	2438

Twenty-second District		Zaven A. Aroian of Worcester	Blanks	Total Votes Cast
WORCESTER:				
Ward 10 . . . . .		1633	500	2133

District Attorney

Suffolk District		Garrett H. Byrne of Boston	Blanks	Total Votes Cast	Northern District — Concluded		John J. Droney of Cambridge	All Others	Blanks	Total Votes Cast	
BOSTON . . . . .	75779	60179	135958	Dunstable . . . . .	31	8	39	EVERETT . . . . .	5517	4227	9744
CHELSEA . . . . .	5621	2230	7851	Framingham . . . . .	3360	851	4211	Groton . . . . .	156	42	198
REVERE . . . . .	8285	3006	11291	Holliston . . . . .	267	59	326	Hopkinton . . . . .	283	58	341
Winthrop . . . . .	1838	1408	3246	Hudson . . . . .	641	121	762	Hudson . . . . .	1563	981	2544
Totals . . . . .	91523	66823	158346	Lexington . . . . .	175	182	357	Lincoln . . . . .	226	53	279
				LOWELL . . . . .	14115	2924	17039	MALDEN . . . . .	6608	1790	8398
				MARLBOROUGH . . . . .	1889	392	2281	MARLBOROUGH . . . . .	521	131	652
				MEDFORD . . . . .	11369	2849	14218	MELROSE . . . . .	1489	586	2075
				MELROSE . . . . .	1529	856	2385	Natick . . . . .	6791	3184	9975
				NEWTON . . . . .	490	129	619	North Reading . . . . .	143	38	181
				Pepperell . . . . .	1012	253	1265	Reading . . . . .	50	40	90
				Sherborn . . . . .	140	29	169	Shirley . . . . .	16283	3267	19550
				SOMERVILLE . . . . .	1194	339	1533	Stoneham . . . . .	101	22	123
				Stow . . . . .	386	171	557	Sudbury . . . . .	1313	214	1527
				Tewksbury . . . . .	81	11	92	Townsend . . . . .	184	46	230
				Tyngsborough . . . . .	1744	435	2179	Wakefield . . . . .	3442	1642	5084
				WALTHAM . . . . .	5042	1269	6311	Watertown . . . . .	483	1	708
				Wayland . . . . .	596	124	720	Westford . . . . .	448	196	644
				Weston . . . . .	979	170	1149	Weston . . . . .	3725	2120	5845
				Wilmington . . . . .	1188	505	1693	Winchester . . . . .	1486	277	1763
				Woburn . . . . .	130277	2	38481	Totals . . . . .			168760

## DEMOCRATIC

## District Attorney -- Continued

Eastern District					Middle District — Concluded			
	John P. S. Burke of Lawrence	All Others	Blanks	Total Votes Cast	William T. Buckley of Worcester	Blanks	Total Votes Cast	
Amesbury . . . . .	295	—	138	433	341	39	380	
Andover . . . . .	1325	—	286	1611	21	2	23	
BEVERLY . . . . .	1755	—	532	2287	345	65	410	
Boxford . . . . .	60	—	26	86	308	64	372	
Danvers . . . . .	1264	—	317	1581	693	226	919	
Essex . . . . .	41	—	5	46	20	10	30	
Georgetown . . . . .	169	—	42	211	636	111	747	
GLOUCESTER . . . . .	815	—	388	1203	124	22	146	
Groveland . . . . .	228	—	50	278	37	16	53	
Hamilton . . . . .	139	—	50	189	26	4	30	
HAVERHILL . . . . .	4006	—	1221	5227	34	10	44	
Ipswich . . . . .	365	—	118	483	43	12	55	
LAWRENCE . . . . .	14493	—	2490	16983	99	5	104	
LYNN . . . . .	11780	—	2673	14453	1360	229	1589	
Lynnfield . . . . .	521	—	120	641	201	42	243	
Manchester . . . . .	164	—	59	223	3239	767	4006	
Marblehead . . . . .	735	—	337	1072	743	224	967	
Merrimac . . . . .	138	—	23	161	121	28	149	
Methuen . . . . .	3708	—	719	4427	508	106	614	
Middleton . . . . .	130	—	29	159	166	75	241	
Nahant . . . . .	505	—	150	655	330	61	391	
Newbury . . . . .	83	—	36	119	103	22	125	
NEWBURYPORT . . . . .	393	—	336	729	1091	331	1422	
North Andover . . . . .	1281	—	222	1503	416	178	594	
PEABODY . . . . .	5275	—	1748	7023	1111	408	1519	
Rockport . . . . .	124	—	86	210	253	36	289	
Rowley . . . . .	74	—	18	92	100	21	121	
SALEM . . . . .	3731	—	976	4707	408	64	472	
Salisbury . . . . .	97	—	30	127	297	62	359	
Saugus . . . . .	1510	—	299	1809	224	46	270	
Swampscott . . . . .	635	—	481	1116	25578	4829	30407	
Topshfield . . . . .	97	—	45	142	57381	12274	69655	
Wenham . . . . .	49	1	16	66				
West Newbury . . . . .	78	—	20	98				
Totals . . . . .	56063	1	14086	70150				

Middle District				Norfolk District			
	William T. Buckley of Worcester	Blanks	Total Votes Cast	George G. Burke of Quincy	Gerard F. Lane of Holbrook	Blanks	Total Votes Cast
Ashburnham . . . . .	213	48	261	280	253	55	588
Athol . . . . .	632	146	778	794	149	137	1080
Auburn . . . . .	759	113	872	3589	1193	382	5164
Barre . . . . .	339	111	450	3154	1831	2376	7361
Berlin . . . . .	31	4	35	1504	395	207	2106
Blackstone . . . . .	1153	174	1327	326	123	91	540
Bolton . . . . .	49	20	69	2145	550	412	3107
Boylston . . . . .	145	22	167	60	31	36	127
Brookfield . . . . .	89	21	110	357	132	42	531
Charlton . . . . .	172	31	203	1085	315	370	1770
Clinton . . . . .	1476	363	1839	232	999	61	1292
Douglas . . . . .	256	89	345	246	55	50	351
Dudley . . . . .	502	207	709	414	117	86	617
East Brookfield . . . . .	139	52	191	493	125	156	774
FITCHBURG . . . . .	3846	742	4588	4318	959	738	6015
GARDNER . . . . .	2215	653	2868	1077	376	423	1876
Grafton . . . . .	549	122	671	110	33	29	172
Hardwick . . . . .	324	125	449	2509	997	360	3866
Harvard . . . . .	89	35	124	86	27	16	129
Holden . . . . .	262	51	313	11469	1954	791	14214
Hopedale . . . . .	190	40	230	1774	1315	409	3498
Hubbardston . . . . .	114	35	149	703	178	186	1067
Lancaster . . . . .	111	19	130	1100	545	223	1868
Leicester . . . . .	1103	173	1276	790	294	142	1226
LEOMINSTER . . . . .	1447	268	1715	770	400	394	1564
Lunenburg . . . . .	176	30	206	657	228	177	1062
Mendon . . . . .	80	22	102	3605	1441	380	5426
Milford . . . . .	1039	299	1338	135	41	34	210
Millbury . . . . .	905	144	1049	43782	15056	8763	67601

DEMOCRATIC

District Attorney — Continued

Plymouth District				Southern District — Concluded			
	Robert G. Clark, III of Bridgewater	Blanks	Total Votes Cast	Edmund Dinis of Fall River	All Others	Blanks	Total Votes Cast
Abington . . . . .	1006	208	1214	TAUNTON . . . . .	2574	1184	3758
Bridgewater . . . . .	404	46	450	Tisbury . . . . .	39	18	57
BROCKTON . . . . .	6957	1494	8451	Truro . . . . .	26	8	34
Carver . . . . .	72	19	91	Wellfleet . . . . .	34	25	59
Duxbury . . . . .	99	39	138	Westport . . . . .	358	92	450
East Bridgewater . . . . .	309	44	353	West Tisbury . . . . .	13	5	18
Halifax . . . . .	174	37	211	Yarmouth . . . . .	297	88	385
Hanover . . . . .	325	74	399	Totals . . . . .	39093	4 10871	49968
Hanson . . . . .	238	40	278				
Hingham . . . . .	726	297	1023	Western District			
Hull . . . . .	778	312	1090	Matthew J. Ryan, Jr. of Springfield	All Others	Blanks	Total Votes Cast
Kingston . . . . .	166	42	208	Adams . . . . .	297	101	398
Lakeville . . . . .	104	25	129	Agawam . . . . .	1335	203	1538
Marion . . . . .	89	26	115	Alford . . . . .	6	4	10
Marshfield . . . . .	716	155	871	Becket . . . . .	9	5	14
Mattapoissett . . . . .	131	24	155	Blandford . . . . .	5	4	9
Middleborough . . . . .	346	53	399	Brimfield . . . . .	53	5	58
Norwell . . . . .	287	72	359	Cheshire . . . . .	87	27	114
Pembroke . . . . .	480	108	588	Chester . . . . .	25	3	28
Plymouth . . . . .	414	116	530	CHICOPEE . . . . .	8155	1659	9814
Plympton . . . . .	35	9	44	Clarksburg . . . . .	38	16	54
Rochester . . . . .	45	4	49	Dalton . . . . .	249	43	292
Rockland . . . . .	1161	276	1437	E. Longmeadow . . . . .	325	67	392
Scituate . . . . .	985	326	1311	Egremont . . . . .	17	6	23
Wareham . . . . .	289	84	373	Florida . . . . .	23	6	29
West Bridgewater . . . . .	160	39	199	Granville . . . . .	4	1	5
Whitman . . . . .	548	133	681	Gt. Barrington . . . . .	115	49	164
Totals . . . . .	17044	4102	21146	Hampden . . . . .	104	16	120
				Hancock . . . . .	7	3	10
Southern District				Edmund Dinis of Fall River	All Others	Blanks	Total Votes Cast
Acushnet . . . . .	654	143	797	Hinsdale . . . . .	42	7	49
ATTLEBORO . . . . .	626	208	834	Holland . . . . .	35	6	41
Barnstable . . . . .	560	190	750	HOLYOKE . . . . .	3038	1367	4405
Berkley . . . . .	40	7	47	Lanesborough . . . . .	97	20	117
Bourne . . . . .	287	74	361	Lee . . . . .	130	58	188
Brewster . . . . .	36	15	51	Lenox . . . . .	196	167	363
Chatham . . . . .	81	26	107	Longmeadow . . . . .	395	99	494
Chilmark . . . . .	8	2	10	Ludlow . . . . .	1926	428	2355
Dartmouth . . . . .	1411	390	1802	Monson . . . . .	275	46	321
Dennis . . . . .	185	58	243	Monterey . . . . .	22	12	34
Dighton . . . . .	118	36	154	Montgomery . . . . .	16	2	18
Eastham . . . . .	64	20	84	Mt. Washington . . . . .	5	1	5
Easton . . . . .	420	129	549	New Ashford . . . . .	7	1	8
Edgartown . . . . .	36	9	45	New Marlborough . . . . .	3	2	5
Fairhaven . . . . .	1184	170	1354	NORTH ADAMS . . . . .	900	312	1212
FALL RIVER . . . . .	13475	4258	17733	Otis . . . . .	8	4	12
Falmouth . . . . .	549	183	732	Palmer . . . . .	691	115	806
Freetown . . . . .	128	29	157	Peru . . . . .	2	5	7
Gay Head . . . . .	6	5	11	PITTSFIELD . . . . .	3956	1 2397	6354
Gosnold . . . . .	6	1	7	Richmond . . . . .	28	11	39
Harwich . . . . .	129	33	162	Russell . . . . .	24	4	28
Mansfield . . . . .	224	60	284	Sandisfield . . . . .	11	1	12
Mashpee . . . . .	38	16	54	Savoy . . . . .	7	1	8
Nantucket . . . . .	31	8	39	Sheffield . . . . .	35	21	56
NEW BEDFORD . . . . .	12960	3 2709	15672	Southwick . . . . .	261	23	284
No. Attleborough . . . . .	306	98	404	SPRINGFIELD . . . . .	12965	5306	18271
Norton . . . . .	122	49	171	Stockbridge . . . . .	64	54	118
Oak Bluffs . . . . .	22	6	28	Tolland . . . . .	2	—	2
Orleans . . . . .	53	22	75	Tyringham . . . . .	14	2	16
Provincetown . . . . .	73	26	99	Wales . . . . .	34	2	36
Raynham . . . . .	152	45	197	Washington . . . . .	20	8	28
Rehoboth . . . . .	67	12	79	W. Springfield . . . . .	1006	251	1257
Sandwich . . . . .	77	29	106	W. Stockbridge . . . . .	31	12	43
Seekonk . . . . .	112	22	134	WESTFIELD . . . . .	1030	262	1292
Somerset . . . . .	1009	257	1266	Wilbraham . . . . .	255	46	301
Swansea . . . . .	503	106	609	Williamstown . . . . .	237	113	350
				Windsor . . . . .	22	1	23
				Totals . . . . .	38644	2 13384	52030

DEMOCRATIC

District Attorney — Concluded

Northwestern District	John C. O'Donnell of Northampton			Total Votes Cast	Northwestern District — Concluded	John C. O'Donnell of Northampton			Total Votes Cast
	John C. O'Donnell of Northampton	All Others	Blanks			John C. O'Donnell of Northampton	All Others	Blanks	
Amherst . . . . .	343	1	196	540	Middlefield . . . . .	8	-	-	8
Ashfield . . . . .	12	-	6	18	Monroe . . . . .	13	-	7	20
Belchertown . . . . .	150	-	20	170	Montague . . . . .	225	-	95	320
Bernardston . . . . .	10	-	4	14	New Salem . . . . .	6	-	3	9
Buckland . . . . .	29	-	12	41	NORTHAMPTON . . . . .	2205	-	497	2702
Charlemont . . . . .	11	-	2	13	Northfield . . . . .	17	-	7	24
Chesterfield . . . . .	10	-	2	12	Orange . . . . .	80	-	31	111
Colrain . . . . .	38	-	6	44	Pelham . . . . .	26	-	9	35
Conway . . . . .	12	-	5	17	Plainfield . . . . .	9	-	2	11
Cummington . . . . .	7	-	5	12	Rowe . . . . .	5	-	5	10
Deerfield . . . . .	63	-	41	104	Shelburne . . . . .	22	-	16	38
Easthampton . . . . .	508	-	184	692	Shutesbury . . . . .	9	-	5	14
Erving . . . . .	33	-	9	42	South Hadley . . . . .	924	-	239	1163
Gill . . . . .	19	-	8	27	Southampton . . . . .	84	-	12	96
Goshen . . . . .	15	-	-	15	Sunderland . . . . .	53	-	37	90
Granby . . . . .	156	-	33	189	Ware . . . . .	440	-	128	568
Greenfield . . . . .	414	-	137	553	Warwick . . . . .	7	-	2	9
Hadley . . . . .	187	-	60	247	Wendell . . . . .	8	-	5	13
Hatfield . . . . .	192	-	69	261	Westhampton . . . . .	12	-	3	15
Hawley . . . . .	1	-	-	1	Whately . . . . .	28	-	10	38
Heath . . . . .	2	-	1	3	Williamsburg . . . . .	96	-	21	117
Huntington . . . . .	33	-	10	43	Worthington . . . . .	22	-	9	31
Leverett . . . . .	12	-	15	27	Totals . . . . .	6562	1	1970	8533
Leysden . . . . .	6	-	-	6					

Register of Probate and Insolvency

Barnstable County					Berkshire County — Concluded				
Cities and Towns	John C. O'Donnell of Northampton			Total Votes Cast	Cities and Towns	John C. O'Donnell of Northampton			Total Votes Cast
	No Nomination	All Others	Blanks			James W. Carolan of Pittsfield	Robert G. Prentiss of Pittsfield	Blanks	
Barnstable . . . . .	-	-	750	750	Cheshire . . . . .	66	35	13	114
Bourne . . . . .	-	-	361	361	Clarksburg . . . . .	32	15	7	54
Brewster . . . . .	-	-	51	51	Dalton . . . . .	195	77	20	292
Chatham . . . . .	-	1	106	107	Egremont . . . . .	12	4	7	23
Dennis . . . . .	-	-	243	243	Florida . . . . .	21	2	6	29
Eastham . . . . .	-	-	84	84	Gt. Barrington . . . . .	94	39	31	164
Falmouth . . . . .	-	5	727	732	Hancock . . . . .	3	4	3	10
Harwich . . . . .	-	-	162	162	Hinsdale . . . . .	30	16	3	49
Mashpee . . . . .	-	1	53	54	Lanesborough . . . . .	80	28	9	117
Orleans . . . . .	-	-	75	75	Lee . . . . .	118	40	30	188
Provincetown . . . . .	-	-	99	99	Lenox . . . . .	154	116	93	363
Sandwich . . . . .	-	2	104	106	Monterey . . . . .	13	7	14	34
Truro . . . . .	-	-	34	34	Mt. Washington . . . . .	3	2	-	5
Wellfleet . . . . .	-	-	59	59	New Ashford . . . . .	2	6	-	8
Yarmouth . . . . .	-	1	384	385	New Marlborough . . . . .	1	2	2	5
Totals . . . . .	-	10	3292	3302	NORTH ADAMS . . . . .	626	400	186	1212
					Otis . . . . .	6	3	3	12
					Peru . . . . .	2	1	4	7
					PITTSFIELD . . . . .	3558	2085	711	6354
					Richmond . . . . .	19	14	6	39
					Sandisfield . . . . .	7	3	2	12
					Savoy . . . . .	3	3	2	8
					Sheffield . . . . .	26	12	18	56
					Stoekbridge . . . . .	51	27	40	118
					Tyringham . . . . .	7	5	4	16
					Washington . . . . .	12	10	6	28
					W. Stockbridge . . . . .	11	28	4	43
					Williamstown . . . . .	183	90	77	350
					Windsor . . . . .	18	3	2	23
					Totals . . . . .	5493	3322	1340	10155

Berkshire County				
Cities and Towns	John C. O'Donnell of Northampton			Total Votes Cast
	James W. Carolan of Pittsfield	Robert G. Prentiss of Pittsfield	Blanks	
Adams . . . . .	132	235	31	398
Alford . . . . .	3	5	2	10
Becket . . . . .	5	5	4	14



Register of Probate and Insolvency — Continued

Bristol County			
Cities and Towns	James B. Kelley, Jr., of Fall River	Blanks	Total Votes Cast
Acushnet . . . . .	654	143	797
ATTLEBORO . . . . .	622	212	834
Berkley . . . . .	38	9	47
Dartmouth . . . . .	1354	448	1802
Dighton . . . . .	115	39	154
Easton . . . . .	434	115	549
Fairhaven . . . . .	1150	204	1354
FALL RIVER . . . . .	13062	4671	17733
Freetown . . . . .	132	25	157
Mansfield . . . . .	226	58	284
NEW BEDFORD . . . . .	12490	3182	15672
N. Attleborough . . . . .	302	102	404
Norton . . . . .	120	51	171
Raynham . . . . .	145	52	197
Rehoboth . . . . .	66	13	79
Seekonk . . . . .	111	23	134
Somerset . . . . .	980	286	1266
Swansea . . . . .	501	108	609
TAUNTON . . . . .	2554	1204	3758
Westport . . . . .	346	104	450
Totals . . . . .	35402	11049	46451

Essex County — Concluded				
Cities and Towns	John J. Costello of North Andover	Philip W. Sweeney, Jr., of Lynn	Blanks	Total Votes Cast
Manchester . . . . .	128	43	52	223
Marblehead . . . . .	564	275	233	1072
Merrimac . . . . .	115	32	14	161
Methuen . . . . .	3423	561	443	4427
Middleton . . . . .	96	42	21	159
Nahant . . . . .	318	240	97	655
Newbury . . . . .	73	22	24	119
NEWBURYPORT . . . . .	383	99	247	729
North Andover . . . . .	1238	138	107	1503
PEABODY . . . . .	3512	2158	1353	7023
Rockport . . . . .	121	20	69	210
Rowley . . . . .	57	22	13	92
SALEM . . . . .	2501	1481	725	4707
Salisbury . . . . .	91	20	16	127
Saugus . . . . .	909	707	193	1809
Swampscott . . . . .	489	279	348	1116
Topsfield . . . . .	88	29	25	142
Wenham . . . . .	52	3	11	66
W. Newbury . . . . .	70	15	13	98
Totals . . . . .	42851	17522	9777	70150

Dukes County				
Cities and Towns	No Nomination	All Others	Blanks	Total Votes Cast
Chilmark . . . . .	—	—	10	10
Egartown . . . . .	—	3	42	45
Gay Head . . . . .	—	1	10	11
Gosnold . . . . .	—	—	7	7
Oak Bluffs . . . . .	—	—	28	28
Tisbury . . . . .	—	12	55	57
W. Tisbury . . . . .	—	1	17	18
Totals . . . . .	—	15	169	176

Franklin County				
Cities and Towns	No Nomination	All Others	Blanks	Total Votes Cast
Ashfield . . . . .	—	—	18	18
Bernardston . . . . .	—	—	14	14
Buckland . . . . .	—	—	41	41
Charlemont . . . . .	—	—	13	13
Colrain . . . . .	—	—	44	44
Conway . . . . .	—	—	17	17
Deerfield . . . . .	—	—	104	104
Erving . . . . .	—	—	42	42
Gill . . . . .	—	—	27	27
Greenfield . . . . .	—	—	553	553
Hawley . . . . .	—	—	1	1
Heath . . . . .	—	—	3	3
Leverett . . . . .	—	—	27	27
Leyden . . . . .	—	—	6	6
Monroe . . . . .	—	—	20	20
Montague . . . . .	—	—	320	320
New Salem . . . . .	—	—	9	9
Northfield . . . . .	—	—	24	24
Orange . . . . .	—	—	111	111
Rowe . . . . .	—	—	10	10
Shelburne . . . . .	—	—	38	38
Shutesbury . . . . .	—	—	14	14
Sunderland . . . . .	—	1	89	90
Warwick . . . . .	—	—	9	9
Wendell . . . . .	—	—	13	13
Whately . . . . .	—	—	38	38
Totals . . . . .	—	1	1605	1606

Essex County				
Cities and Towns	John J. Costello of North Andover	Philip W. Sweeney, Jr., of Lynn	Blanks	Total Votes Cast
Amesbury . . . . .	265	66	102	433
Andover . . . . .	1245	161	205	1611
BEVERLY . . . . .	1355	559	373	2287
Boxford . . . . .	42	23	21	86
Danvers . . . . .	993	376	212	1581
Essex . . . . .	31	9	6	46
Georgetown . . . . .	149	38	24	211
GLOUCESTER . . . . .	694	207	302	1203
Groveland . . . . .	208	44	26	278
Hamilton . . . . .	120	39	30	189
Haverhill . . . . .	3588	669	970	5227
Ipswich . . . . .	306	83	94	483
LAWRENCE . . . . .	13165	1965	1853	16983
LYNN . . . . .	6110	6873	1470	14453
Lynnfield . . . . .	332	224	85	641

DEMOCRATIC

Register of Probate and Insolvency — Continued

Hampden County				Hampshire County			
Cities and Towns	John J. Lyons of Springfield	Blanks	Total Votes Cast	Cities and Towns	Frank E. Tuit, II of Northampton	Blanks	Total Votes Cast
Agawam . . . . .	1284	254	1538	Amherst . . . . .	346	194	540
Blandford . . . . .	6	3	9	Belchertown . . . . .	144	26	170
Brimfield . . . . .	51	7	58	Chesterfield . . . . .	10	2	12
Chester . . . . .	21	7	28	Cummington . . . . .	6	6	12
CHICOPEE . . . . .	7884	1930	9814	Easthampton . . . . .	501	191	692
E. Longmeadow . . . . .	275	117	392	Goshen . . . . .	13	2	15
Granville . . . . .	4	1	5	Granby . . . . .	154	35	189
Hampden . . . . .	104	16	120	Hadley . . . . .	183	64	247
Holland . . . . .	32	9	41	Hatfield . . . . .	178	83	261
HOLYOKE . . . . .	2743	1662	4405	Huntington . . . . .	31	12	43
Longmeadow . . . . .	395	99	494	Middlefield . . . . .	8	-	8
Ludlow . . . . .	1879	476	2355	NORTHAMPTON . . . . .	2223	479	2702
Monson . . . . .	263	58	321	Pelham . . . . .	28	7	35
Montgomery . . . . .	16	2	18	Plainfield . . . . .	9	2	11
Palmer . . . . .	672	134	806	So. Hadley . . . . .	914	249	1163
Russell . . . . .	23	5	28	Southampton . . . . .	79	17	96
Southwick . . . . .	254	30	284	Ware . . . . .	427	141	568
SPRINGFIELD . . . . .	10927	7344	18271	Westhampton . . . . .	12	3	15
Tolland . . . . .	2	-	2	Williamsburg . . . . .	88	29	117
Wales . . . . .	34	2	36	Worthington . . . . .	21	10	31
W. Springfield . . . . .	875	382	1257	Totals . . . . .	5375	1552	6927
WESTFIELD . . . . .	973	319	1292				
Wilbraham . . . . .	252	49	301				
Totals . . . . .	28969	12906	41875				

Middlesex County

Cities and Towns	John V. Harvey of Belmont	Frank M. DeFino of Lowell	All Others	Blanks	Total Votes Cast
Acton . . . . .	312	63	-	91	466
Arlington . . . . .	7301	1201	-	1224	9726
Ashby . . . . .	63	7	-	14	84
Ashland . . . . .	237	69	-	66	372
Ayer . . . . .	173	47	-	33	253
Bedford . . . . .	439	87	-	94	620
Belmont . . . . .	2844	297	-	514	3655
Billerica . . . . .	1083	729	-	222	2034
Boxborough . . . . .	31	5	-	12	48
Burlington . . . . .	1077	337	-	224	1638
CAMBRIDGE . . . . .	13253	2109	-	3884	19246
Carlisle . . . . .	38	10	-	28	76
Chelmsford . . . . .	981	487	-	139	1607
Concord . . . . .	696	118	-	265	1079
Dracut . . . . .	851	750	-	162	1763
Dunstable . . . . .	25	8	-	6	39
EVERETT . . . . .	3587	2350	-	3807	9744
Framingham . . . . .	2679	741	-	791	4211
Groton . . . . .	122	45	-	31	198
Holliston . . . . .	217	56	-	53	326
Hopkinton . . . . .	235	41	-	65	341
Hudson . . . . .	539	109	-	114	762
Lexington . . . . .	1449	228	-	867	2544
Lincoln . . . . .	186	31	-	140	357
Littleton . . . . .	185	52	-	42	279
LOWELL . . . . .	8198	7026	-	1815	17039
MALDEN . . . . .	5113	1582	-	1703	8398
MARLBOROUGH . . . . .	1550	387	-	344	2281
Maynard . . . . .	426	121	-	105	652
MEDFORD . . . . .	7947	3777	-	2494	14218
MELROSE . . . . .	1103	276	-	696	2075
Natick . . . . .	1370	275	-	740	2385
NEWTON . . . . .	6039	1009	-	2927	9975
North Reading . . . . .	348	162	-	109	619

DEMOCRATIC

Register of Probate and Insolvency — Continued

Middlesex County — Continued

Cities and Towns	John V. Harvey of Belmont	Frank M. DeFino of Lowell	All Others	Blanks	Total Votes Cast
Pepperell . . . . .	100	44	—	37	181
Reading . . . . .	834	222	—	209	1265
Sherborn . . . . .	52	5	—	33	90
Shirley . . . . .	109	32	—	28	169
SOMERVILLE . . . . .	12890	3829	—	2831	19550
Stoneham . . . . .	988	286	—	259	1533
Stow . . . . .	91	15	—	17	123
Sudbury . . . . .	350	62	—	145	557
Tewksbury . . . . .	785	590	—	152	1527
Townsend . . . . .	66	17	—	9	92
Tyngsborough . . . . .	89	105	—	36	230
Wakefield . . . . .	1477	379	—	323	2179
WALTHAM . . . . .	2927	612	—	1545	5084
Watertown . . . . .	4258	1129	—	924	6311
Wayland . . . . .	446	75	1	186	708
Westford . . . . .	385	246	—	89	720
Weston . . . . .	413	53	—	178	644
Wilmington . . . . .	681	344	—	124	1149
Winchester . . . . .	1037	261	—	395	1693
WOBURN . . . . .	3026	847	—	1972	5845
Totals . . . . .	101701	33745	1	33313	168760

Nantucket County

Cities and Towns	No Nomination	All Others	Blanks	Total Votes Cast
Nantucket . . . . .	—	4	35	39

Norfolk County

Cities and Towns	James J. Collins of Milton	Carl R. Johnson, Jr. of Braintree	Joseph P. McDonough of Quincy	Bennett V. McLaughlin of Holbrook	Joseph P. McParland of Braintree	John F. Morley of Milton	Benjamin Rudner of Quincy	Blanks	Total Votes Cast
Avon . . . . .	114	56	60	220	19	33	16	70	588
Bellingham . . . . .	320	79	95	261	63	43	30	189	1080
Braintree . . . . .	202	3376	162	605	476	89	70	182	5164
Brookline . . . . .	883	611	698	1287	147	195	1633	1907	7361
Canton . . . . .	348	463	154	432	109	258	93	249	2106
Cohasset . . . . .	99	51	51	175	20	24	15	105	540
Dedham . . . . .	584	356	331	813	152	377	59	435	3107
Dover . . . . .	24	7	5	31	11	4	1	44	127
Foxborough . . . . .	94	56	69	147	50	18	13	84	531
Franklin . . . . .	337	112	141	427	322	56	49	326	1770
Holbrook . . . . .	42	110	33	999	19	17	25	47	1292
Medfield . . . . .	83	41	33	66	19	32	12	65	351
Medway . . . . .	147	38	78	135	43	28	35	113	617
Millis . . . . .	154	66	96	184	51	20	37	166	774
Milton . . . . .	2058	310	230	1136	305	1057	354	565	6015
Needham . . . . .	292	135	146	508	88	151	116	440	1876
Norfolk . . . . .	28	18	19	49	12	6	3	37	172
Norwood . . . . .	746	538	372	858	547	205	97	503	3866
Plainville . . . . .	34	18	15	24	8	8	4	18	129

## DEMOCRATIC

## Register of Probate and Insolvency — Continued

## Norfolk County — Continued

Cities and Towns	James J. Collins of Milton	Carl R. Johnson, Jr., of Braintree	Joseph P. Mc- Donough of Quincy	Bennett V. McLaughlin of Holbrook	Joseph P. McPar- land of Braintree	John F. Morley of Milton	Benjamin Rudner of Quincy	Blanks	Total Votes Cast
QUINCY . . . . .	1407	2847	3506	2319	1605	346	1093	1091	14214
Randolph . . . . .	463	494	285	1085	109	255	355	452	3498
Sharon . . . . .	133	100	81	214	50	54	226	211	1067
Stoughton . . . . .	337	358	199	436	130	93	53	262	1868
Walpole . . . . .	241	109	106	319	232	41	23	155	1226
Wellesley . . . . .	294	114	118	443	31	79	61	424	1564
Westwood . . . . .	171	82	91	288	119	96	18	197	1062
Weymouth . . . . .	603	2021	581	1145	429	162	117	368	5426
Wrentham . . . . .	54	19	25	49	11	9	5	38	210
Totals . . . . .	10292	12585	7780	14655	5177	3756	4613	8743	67601

## Plymouth County

Cities and Towns	John J. Kelleher of Brockton	Blanks	Total Votes Cast
Abington . . . . .	970	244	1214
Bridgewater . . . . .	378	72	450
BROCKTON . . . . .	6982	1469	8451
Carver . . . . .	66	25	91
Duxbury . . . . .	97	41	138
E. Bridgewater . . . . .	290	63	353
Halifax . . . . .	160	51	211
Hanover . . . . .	315	84	399
Hanson . . . . .	231	47	278
Hingham . . . . .	713	310	1023
Hull . . . . .	759	331	1090
Kingston . . . . .	159	49	208
Lakeville . . . . .	98	31	129
Marion . . . . .	86	29	115
Marshfield . . . . .	698	173	871
Mattapoisett . . . . .	125	30	155
Middleborough . . . . .	330	69	399
Norwell . . . . .	281	78	359
Pembroke . . . . .	473	115	588
Plymouth . . . . .	383	147	530
Plympton . . . . .	33	11	44
Rochester . . . . .	41	8	49
Rockland . . . . .	1156	281	1437
Scituate . . . . .	961	350	1311
Wareham . . . . .	279	94	373
W. Bridgewater . . . . .	159	40	199
Whitman . . . . .	515	166	681
Totals . . . . .	16738	4408	21146

## Suffolk County

Cities and Towns	Louis F. Musco of Boston	Charles A. Bennett of Boston	John W. Costello of Boston	Blanks	Total Votes Cast
BOSTON . . . . .	46501	9157	39784	40516	135958
CHELSEA . . . . .	3461	1094	1942	1354	7851
REVERE . . . . .	5342	1179	3129	1641	11291
Winthrop . . . . .	1780	260	700	506	3246
Totals . . . . .	57084	11690	45555	44017	158346

DEMOCRATIC

Register of Probate and Insolvency — Concluded

Worcester County

Cities and Towns	F. Joseph Donohue of Worcester	John A. DiPilato of Worcester	All Others	Blanks	Total Votes Cast
Ashburnham . . . . .	206	17	—	38	261
Athol . . . . .	622	51	—	105	778
Auburn . . . . .	726	91	—	55	872
Barre . . . . .	299	58	—	93	450
Berlin . . . . .	28	3	—	4	35
Blackstone . . . . .	1043	160	—	124	1327
Bolton . . . . .	42	7	—	20	69
Boylston . . . . .	126	35	—	6	167
Brookfield . . . . .	83	13	—	14	110
Charlton . . . . .	163	25	—	15	203
Clinton . . . . .	1414	201	—	224	1839
Douglas . . . . .	253	35	—	57	345
Dudley . . . . .	534	92	—	83	709
East Brookfield . . . . .	138	24	—	29	191
FITCHBURG . . . . .	3332	718	—	538	4588
GARDNER . . . . .	2062	288	—	518	2868
Grafton . . . . .	522	83	—	66	671
Hardwick . . . . .	338	44	—	67	449
Harvard . . . . .	76	12	1	35	124
Holden . . . . .	253	25	—	35	313
Hopedale . . . . .	162	50	—	18	230
Hubbardston . . . . .	107	15	—	27	149
Lancaster . . . . .	100	19	—	11	130
Leicester . . . . .	993	169	—	114	1276
LEOMINSTER . . . . .	1226	279	—	210	1715
Lunenburg . . . . .	163	16	—	27	206
Mendon . . . . .	76	10	—	16	102
Milford . . . . .	905	274	—	159	1338
Millbury . . . . .	821	150	—	78	1049
Millville . . . . .	312	36	—	32	380
New Braintree . . . . .	20	1	—	2	23
N. Brookfield . . . . .	351	27	—	32	410
Northborough . . . . .	290	48	—	34	372
Northbridge . . . . .	622	89	—	208	919
Oakham . . . . .	22	1	—	7	30
Oxford . . . . .	593	97	—	57	747
Paxton . . . . .	122	15	—	9	146
Petersham . . . . .	37	3	—	13	53
Phillipston . . . . .	26	1	—	3	30
Princeton . . . . .	35	—	—	9	44
Royalston . . . . .	43	3	—	9	55
Rutland . . . . .	82	16	—	6	104
Shrewsbury . . . . .	1028	465	—	96	1589
Southborough . . . . .	185	28	—	30	243
Southbridge . . . . .	2953	542	—	511	4006
Spencer . . . . .	745	86	—	136	967
Sterling . . . . .	111	15	—	23	149
Sturbridge . . . . .	486	50	—	78	614
Sutton . . . . .	164	27	—	50	241
Templeton . . . . .	317	32	—	42	391
Upton . . . . .	101	7	—	17	125
Uxbridge . . . . .	1068	115	—	239	1422
Warren . . . . .	420	35	—	139	594
Webster . . . . .	1100	223	—	196	1519
W. Boylston . . . . .	219	51	—	19	289
W. Brookfield . . . . .	101	8	—	12	121
Westborough . . . . .	382	47	—	43	472
Westminster . . . . .	273	34	—	52	350
Winchendon . . . . .	208	22	—	40	277
WORCESTER . . . . .	21567	6237	—	2603	30409
Totals . . . . .	50796	11325	1	7533	69655

DEMOCRATIC

County Commissioner

Barnstable County					Bristol County				
Cities and Towns	No Nomination	All Others	Blanks	Total Votes Cast	Cities and Towns	Arthur R. Machado of Fall River	All Others	Blanks	Total Votes Cast
Barnstable	-	-	750	750	Acushnet	643	-	154	797
Bourne	-	-	361	361	ATTLEBORO	608	-	226	834
Brewster	-	-	51	51	Berkley	37	-	10	47
Chatham	-	1	106	107	Dartmouth	1396	-	406	1802
Dennis	-	-	243	243	Dighton	119	-	35	154
Eastham	-	-	84	84	Easton	422	-	127	549
Falmouth	-	3	729	732	Fairhaven	1152	-	202	1354
Harwich	-	-	162	162	FALL RIVER	13500	-	4233	17733
Mashpee	-	1	53	54	Freetown	125	-	32	157
Orleans	-	-	75	75	Mansfield	211	-	73	284
Provincetown	-	-	99	99	NEW BEDFORD	12441	4	3227	15672
Sandwich	-	-	106	106	N. Attleborough	299	-	105	404
Truro	-	-	34	34	Norton	118	-	53	171
Wellfleet	-	-	59	59	Raynham	145	-	52	197
Yarmouth	-	7	378	385	Rehoboth	63	-	16	79
Totals	-	12	3290	3302	Seekonk	110	-	24	134
					Somerset	1013	-	253	1266
					Swansea	512	-	97	609
					TAUNTON	2413	-	1345	3758
					Westport	365	-	85	450
					Totals	35692	4	10755	46451

Berkshire County					Dukes County				
Cities and Towns	James A. Bowes of North Adams	Edward J. Flynn of Lenox	Blanks	Total Votes Cast	Cities and Towns	No Nomination	All Others	Blanks	Total Votes Cast
Adams	254	119	25	398	Chilmark	-	1	9	10
Alford	2	6	2	10	Edgartown	-	5	40	45
Becket	7	4	3	14	Gay Head	-	3	8	11
Cheshire	70	33	11	114	Gosnold	-	12	7	19
Clarksburg	49	4	1	54	Oak Bluffs	-	12	26	38
Dalton	150	127	15	292	Tisbury	-	9	48	57
Egremont	12	8	3	23	W. Tisbury	-	7	11	18
Florida	24	4	1	29	Totals	-	27	149	176
Gt. Barrington	72	71	21	164					
Hancock	4	4	2	10					
Hinsdale	23	22	4	49					
Lanesborough	65	44	8	117					
Lee	78	94	16	188					
Lenox	125	207	31	363					
Monterey	11	12	11	34					
Mt. Washington	2	3	-	5					
New Ashford	6	2	-	8					
New Marlborough	3	2	-	5					
NORTH ADAMS	1044	113	55	1212					
Otis	4	6	2	12					
Peru	1	1	5	7					
PITTSFIELD	2530	2818	1006	6354					
Richmond	18	16	5	39					
Sandisfield	6	5	1	12					
Savoy	2	5	1	8					
Sheffield	20	24	12	56					
Stockbridge	43	46	29	118					
Tyringham	4	12	-	16					
Washington	14	7	7	28					
W. Stockbridge	25	14	4	43					
Williamstown	242	50	58	350					
Windsor	12	11	-	23					
Totals	4922	3894	1339	10155					

Essex County				
Cities and Towns	Edward H. Cahill of Lynn	All Others	Blanks	Total Votes Cast
Amesbury	289	-	144	433
Andover	1207	-	404	1611
BEVERLY	1738	-	549	2287
Boxford	56	-	30	86
Danvers	1235	-	346	1581
Essex	39	-	7	46
Georgetown	169	-	42	211
GLOUCESTER	788	-	415	1203
Groveland	218	-	60	278
Hamilton	132	-	57	189
HAYERHILL	3845	-	1382	5227
Ipswich	352	-	131	483
LAWRENCE	13764	1	3218	16983
LYNN	11976	-	2477	14453
Lynnfield	506	-	135	641

DEMOCRATIC

County Commissioner — Continued

Essex County — Continued					Franklin County — Continued						
Cities and Towns	Edward H. Cahill of Lynn	All Others	Blanks	Total Votes Cast	Cities and Towns	No Nomination	All Others	Blanks	Total Votes Cast		
Manchester . . . . .	151	—	72	223	Montague . . . . .	—	35	285	320		
Marblehead . . . . .	740	—	332	1072	New Salem . . . . .	—	—	9	9		
Merrimac . . . . .	134	—	27	161	Northfield . . . . .	—	—	24	24		
Methuen . . . . .	3538	—	889	4427	Orange . . . . .	—	1	110	111		
Middleton . . . . .	129	—	30	159	Rowe . . . . .	—	2	8	10		
Nahant . . . . .	502	—	153	655	Shelburne . . . . .	—	3	35	38		
Newbury . . . . .	83	—	36	119	Shutesbury . . . . .	—	—	14	14		
NEWBURYPORT . . . . .	385	—	344	729	Sunderland . . . . .	—	49	41	90		
North Andover . . . . .	1228	—	275	1503	Warwick . . . . .	—	2	7	9		
PEABODY . . . . .	5175	—	1848	7023	Wendell . . . . .	—	—	13	13		
Rockport . . . . .	122	—	88	210	Whately . . . . .	—	21	17	38		
Rowley . . . . .	68	—	24	92	Totals . . . . .	—	188	1418	1606		
SALEM . . . . .	3571	41	1095	4707	Hampden County						
Salisbury . . . . .	94	—	33	127	Cities and Towns	Thomas F. Sullivan of Springfield	All Others	Blanks	Total Votes Cast		
Saugus . . . . .	1496	—	313	1809	Agawan . . . . .	1275	6	257	1538		
Swampscott . . . . .	711	—	405	1116	Blandford . . . . .	6	—	3	9		
Topsfield . . . . .	103	—	39	142	Brimfield . . . . .	54	—	4	58		
Wenham . . . . .	50	—	16	66	Chester . . . . .	22	1	5	28		
W. Newbury . . . . .	70	—	28	98	CHICOPEE . . . . .	7840	—	1974	9814		
Totals . . . . .	54664	42	15444	70150	E. Longmeadow . . . . .	273	—	119	392		
Franklin County					Granville . . . . .	4	—	1	5		
Cities and Towns	No Nomination	All Others	Blanks	Total Votes Cast	Hampden . . . . .	100	1	19	120		
Ashfield . . . . .	—	3	15	18	Holland . . . . .	32	—	9	41		
Bernardston . . . . .	—	4	10	14	HOLYOKE . . . . .	2809	—	1596	4405		
Buckland . . . . .	—	—	41	41	Longmeadow . . . . .	374	3	117	494		
Charlemont . . . . .	—	1	12	13	Ludlow . . . . .	1847	—	508	2355		
Colrain . . . . .	—	3	41	44	Monson . . . . .	267	—	54	321		
Conway . . . . .	—	—	17	17	Montgomery . . . . .	15	—	3	18		
Deerfield . . . . .	—	35	69	104	Palmer . . . . .	678	—	128	806		
Erving . . . . .	—	—	42	42	Russell . . . . .	23	—	5	28		
Gill . . . . .	—	—	27	27	Southwick . . . . .	253	—	31	284		
Greenfield . . . . .	—	25	528	553	SPRINGFIELD . . . . .	11247	—	7024	18271		
Hawley . . . . .	—	1	—	1	Tolland . . . . .	2	—	—	2		
Heath . . . . .	—	1	2	3	Wales . . . . .	34	—	2	36		
Leverett . . . . .	—	—	27	27	W. Springfield . . . . .	925	—	332	1257		
Leyden . . . . .	—	1	5	6	WESTFIELD . . . . .	965	3	324	1292		
Monroe . . . . .	—	1	19	20	Wilbraham . . . . .	246	—	55	301		
					Totals . . . . .	29291	14	12570	41875		
Hampshire County					Cities and Towns	Robert T. Doyle, Jr. of Northampton	Owen P. Dunphy, Jr. of South Hadley	Francis W. Hogan of Northampton	Cornelius J. Murphy of Northampton	Blanks	Total Votes Cast
Amherst . . . . .	85	114	80	77	184	540					
Belchertown . . . . .	45	90	8	17	10	170					
Chesterfield . . . . .	5	3	4	—	—	12					
Cummington . . . . .	2	6	—	1	3	12					
Easthampton . . . . .	215	185	100	107	85	692					
Goshen . . . . .	3	3	3	3	1	15					
Granby . . . . .	19	139	8	9	14	189					
Hadley . . . . .	38	94	75	28	12	247					
Hatfield . . . . .	92	19	92	37	21	261					

## DEMOCRATIC

## County Commissioner — Continued

## Hampshire County — Continued

Cities and Towns	Robert T. Doyle, Jr., of Northampton	Owen P. Dumphy, Jr., of South Hadley	Francis W. Hogan of Northampton	Cornelius J. Murphy of Northampton	Blanks	Total Votes Cast
Huntington . . . . .	17	11	1	5	9	43
Middlefield . . . . .	5	2	—	1	—	8
NORTHAMPTON . . . . .	762	339	898	570	133	2702
Pelham . . . . .	5	5	11	8	6	35
Plainfield . . . . .	6	—	1	2	2	11
So. Hadley . . . . .	93	951	40	46	33	1163
Southampton . . . . .	26	52	5	10	3	96
Ware . . . . .	218	179	57	54	60	568
Westhampton . . . . .	7	1	2	3	2	15
Williamsburg . . . . .	43	46	13	10	5	117
Worthington . . . . .	6	11	2	4	8	31
Totals . . . . .	1692	2250	1402	992	591	6927

## Middlesex County

Cities and Towns	John L. Danehy of Cambridge	John James Brennan, Jr., of Arlington	Dudley V. Carr of Melrose	John F. Crenens of Cambridge	Daniel M. Mulhern of Lowell	Blanks	Total Votes Cast
Acton . . . . .	190	67	18	59	40	92	466
Arlington . . . . .	3032	3794	185	1688	122	905	9726
Ashby . . . . .	40	9	3	9	6	17	84
Ashland . . . . .	157	50	24	54	27	60	372
Ayer . . . . .	113	20	12	30	45	33	253
Bedford . . . . .	241	110	41	90	37	101	620
Belmont . . . . .	1381	486	143	961	100	584	3655
Billerica . . . . .	702	230	81	316	538	167	2034
Boxborough . . . . .	13	6	1	11	7	10	48
Burlington . . . . .	716	247	80	279	126	190	1638
CAMBRIDGE . . . . .	8866	1063	451	6180	289	2397	19246
Carlisle . . . . .	21	8	2	9	8	28	76
Chelmsford . . . . .	381	137	46	213	675	155	1607
Concord . . . . .	280	230	59	164	63	283	1079
Dracut . . . . .	349	121	55	242	851	145	1763
Dunstable . . . . .	10	1	2	7	13	6	39
EVERETT . . . . .	2498	910	1490	1634	272	2940	9744
Framingham . . . . .	1712	515	218	614	414	738	4211
Groton . . . . .	75	20	15	14	41	33	198
Holliston . . . . .	142	45	17	35	30	57	326
Hopkinton . . . . .	163	37	15	32	26	68	341
Hudson . . . . .	380	63	31	135	57	96	762
Lexington . . . . .	640	476	142	392	58	836	2544
Lincoln . . . . .	70	52	36	49	7	143	357
Littleton . . . . .	94	29	13	46	54	43	279
LOWELL . . . . .	3324	1056	311	1741	9176	1431	17039
MALDEN . . . . .	2430	890	2166	1168	235	1509	8398
MARLBOROUGH . . . . .	1009	282	145	409	125	311	2281
Maynard . . . . .	259	94	18	103	61	117	652
MEDFORD . . . . .	4667	2875	1512	2420	421	2323	14218
MELROSE . . . . .	298	150	979	268	58	322	2075
Natick . . . . .	627	335	148	585	128	562	2385
NEWTON . . . . .	2833	968	461	1870	695	3148	9975
North Reading . . . . .	238	61	100	64	44	112	619
Pepperell . . . . .	54	21	9	24	43	30	181
Reading . . . . .	455	146	201	164	93	206	1265
Sherborn . . . . .	24	4	4	23	4	31	90
Shirley . . . . .	52	23	12	30	25	27	169
STONEVILLE . . . . .	7860	3346	908	4707	453	2276	19550
Stoneham . . . . .	524	176	305	218	55	255	1533



DEMOCRATIC

County Commissioner -- Continued

Middlesex County -- Concluded

Cities and Towns	John L. Danehy of Cambridge	John James Brennan, Jr., of Arlington	Dudley V. Carr of Melrose	John F. Cremens of Cambridge	Daniel M. Mulhern of Lowell	Blanks	Total Votes Cast
Stow . . . . .	54	23	4	16	8	18	123
Sudbury . . . . .	152	66	45	105	31	158	557
Tewksbury . . . . .	183	106	48	284	489	117	1527
Townsend . . . . .	35	14	6	13	15	9	92
Tyngsborough . . . . .	57	14	5	22	107	25	230
Wakefield . . . . .	807	187	452	312	93	328	2179
WALTHAM . . . . .	1473	859	220	1093	240	1199	5084
Watertown . . . . .	2038	1037	232	1799	196	1009	6311
Wayland . . . . .	207	113	49	106	21	212	708
Westford . . . . .	195	41	41	74	293	76	720
Weston . . . . .	178	55	38	120	38	215	644
Wilmington . . . . .	378	112	68	247	219	125	1149
Winchester . . . . .	412	412	139	313	65	352	1693
WOBURN . . . . .	1357	1449	351	1160	285	1243	5845
Totals . . . . .	54746	23611	12157	32724	17619	27873	168760

Norfolk County

Cities and Towns	John Francis Murphy of Braintree	Warren J. Caples of Dedham	Blanks	Total Votes Cast
Avon . . . . .	447	75	66	588
Bellingham . . . . .	689	222	169	1080
Braintree . . . . .	4339	395	430	5164
Brookline . . . . .	2818	2124	2419	7361
Canton . . . . .	1321	515	270	2106
Colasset . . . . .	338	76	126	540
Dedham . . . . .	966	1741	400	3107
Dover . . . . .	59	31	37	127
Foxborough . . . . .	334	121	76	531
Franklin . . . . .	1067	346	357	1770
Holbrook . . . . .	1012	126	154	1292
Medfield . . . . .	190	110	51	351
Medway . . . . .	374	143	100	617
Millis . . . . .	424	174	176	774
Milton . . . . .	4247	847	921	6015
Needham . . . . .	899	465	512	1876
Norfolk . . . . .	95	37	40	172
Norwood . . . . .	2164	1205	497	3866
Plainville . . . . .	95	16	18	129
QUINCY . . . . .	10792	1724	1698	14214
Randolph . . . . .	2475	458	565	3498
Sharon . . . . .	537	289	241	1067
Stoughton . . . . .	1227	360	281	1868
Walpole . . . . .	727	337	162	1226
Wellesley . . . . .	746	383	435	1564
Westwood . . . . .	504	370	188	1062
Weymouth . . . . .	4250	585	591	5426
Wrentham . . . . .	129	44	37	210
Totals . . . . .	43265	13319	11017	67601

## DEMOCRATIC

## County Commissioner — Continued

## Plymouth County

Cities and Towns	Joseph E. Faraca of Brockton	Blanks	Total Votes Cast
Abington . . . . .	921	293	1214
Bridgewater . . . . .	364	86	450
BROCKTON . . . . .	6725	1726	8451
Carver . . . . .	66	25	91
Duxbury . . . . .	91	47	138
E. Bridgewater . . . . .	282	71	353
Halifax . . . . .	158	53	211
Hanover . . . . .	310	89	399
Hanson . . . . .	226	52	278
Hingham . . . . .	711	312	1023
Hull . . . . .	761	329	1090
Kingston . . . . .	163	45	208
Lakeville . . . . .	96	33	129
Marion . . . . .	88	27	115
Marshfield . . . . .	695	176	871
Mattapoisett . . . . .	123	32	155
Middleborough . . . . .	319	80	399
Norwell . . . . .	277	82	359
Pembroke . . . . .	465	123	588
Plymouth . . . . .	380	150	530
Plympton . . . . .	34	10	44
Rochester . . . . .	42	7	49
Rockland . . . . .	1137	300	1437
Scituate . . . . .	934	377	1311
Wareham . . . . .	270	103	373
W. Bridgewater . . . . .	157	42	199
Whitman . . . . .	505	176	681
Totals . . . . .	16300	4846	21146

## Worcester County

Cities and Towns	William H. Cassidy of Dudley	Philip J. Philbin of Clinton	Brian Rowe of Westminster	Harold A. Vanasse of Clinton	All Others	Blanks	Total Votes Cast
Ashburnham . . . . .	30	104	95	9	—	23	261
Athol . . . . .	60	26	640	25	—	27	778
Auburn . . . . .	421	226	118	48	—	59	872
Barre . . . . .	60	185	139	8	—	78	450
Berlin . . . . .	—	15	1	16	—	3	35
Blackstone . . . . .	485	333	92	208	—	109	1327
Bolton . . . . .	3	35	3	17	—	11	69
Boylston . . . . .	26	86	21	21	—	13	167
Brookfield . . . . .	35	47	14	1	—	13	110
Charlton . . . . .	96	69	17	8	—	13	203
Clinton . . . . .	120	893	59	709	—	58	1839
Douglas . . . . .	135	129	11	16	—	54	345
Dudley . . . . .	542	70	70	15	—	12	709
East Brookfield . . . . .	56	89	19	5	—	22	191
FITCHBURG . . . . .	662	2101	1180	262	—	383	4588
GARDNER . . . . .	247	988	1244	131	—	258	2868
Grafton . . . . .	306	199	85	19	—	62	671
Hardwick . . . . .	89	218	81	15	—	46	449
Harvard . . . . .	5	58	25	12	—	24	124
Holden . . . . .	82	111	52	26	—	42	313
Hopedale . . . . .	73	102	12	25	—	18	230
Hubbardston . . . . .	15	66	48	1	—	19	149
Lancaster . . . . .	4	68	12	42	—	4	130
Leicester . . . . .	434	486	174	61	—	121	1276
LEOMINSTER . . . . .	162	839	298	277	—	139	1715
Lunenburg . . . . .	16	94	64	16	—	16	206
Mendon . . . . .	31	41	6	12	—	12	102
Millford . . . . .	364	569	135	132	—	138	1338
Millbury . . . . .	384	322	211	48	—	84	1049
Millville . . . . .	132	170	15	31	—	32	380

DEMOCRATIC

County Commissioner — Concluded

Worcester County — Concluded

Cities and Towns	William H. Cassidy of Dudley	Philip J. Philbin of Clinton	Brian Rowe of Westminster	Harold A. Vanasse of Clinton	All Others	Blanks	Total Votes Cast
New Braintree	6	7	7	1	-	2	23
N. Brookfield	102	189	81	6	-	32	410
Northborough	78	150	73	32	-	39	372
Northbridge	196	495	55	28	-	145	919
Oakham	8	15	2	1	-	4	30
Oxford	470	159	56	21	-	41	747
Paxton	47	61	22	6	-	10	146
Petersham	5	8	26	4	-	10	53
Phillipston	2	3	23	-	-	2	30
Princeton	5	25	5	3	-	6	44
Royalston	7	6	36	1	-	5	55
Rutland	23	60	11	3	-	7	104
Shrewsbury	468	503	297	158	-	163	1589
Southborough	55	104	24	27	-	33	243
Southbridge	1898	1313	249	208	1	337	4006
Spencer	207	413	227	27	-	93	967
Sterling	15	76	21	34	-	3	149
Sturbridge	254	237	61	28	-	34	614
Sutton	82	91	28	10	-	30	241
Templeton	43	101	219	12	-	16	391
Upton	39	58	7	1	-	20	125
Uxbridge	454	583	109	66	-	210	1422
Warren	110	285	56	23	-	120	594
Webster	1054	205	183	31	-	46	1519
W. Boylston	78	114	50	26	-	21	289
W. Brookfield	36	57	11	5	-	12	121
Westborough	117	190	61	48	-	56	472
Westminster	17	101	192	21	-	28	359
Winchendon	37	104	91	8	-	30	270
WORCESTER	11864	7572	5737	1908	-	3326	30407
Totals	22852	22124	12961	4963	1	6754	69655

County Treasurer

Barnstable County				Berkshire County					
Cities and Towns	No Nomination	All Others	Total Votes Cast	Cities and Towns	John J. Shields of Pittsfield	James M. Rich- many of Pittsfield	Total Votes Cast		
Barnstable	-	-	750	750	Adams	270	91	37	398
Bourne	-	-	361	361	Alford	6	2	2	10
Brewster	-	-	51	51	Becket	9	4	1	14
Chatham	-	1	106	107	Cheshire	74	32	8	114
Dennis	-	-	243	243	Clarksburg	42	8	4	54
Eastham	-	-	84	84	Dalton	220	63	9	292
Falmouth	-	2	730	732	Egremont	16	1	6	23
Harwich	-	-	162	162	Florida	23	4	2	29
Mashpee	-	1	53	54	Gt. Barrington	128	20	16	164
Orleans	-	-	75	75	Hancock	5	1	4	10
Provincetown	-	-	99	99	Hinsdale	35	13	1	49
Sandwich	-	-	106	106	Lanesborough	74	40	3	117
Truro	-	-	34	34	Lee	139	35	14	188
Wellfleet	-	-	59	59	Lenox	200	107	56	363
Yarmouth	-	1	384	385	Monterey	18	3	13	34
Totals	-	5	3297	3302	Mt. Washington	3	2	-	5
					New Ashford	6	2	-	8
					New Marlborough	4	1	-	5
					NORTH ADAMS	833	249	130	1212
					Otis	10	-	2	12
					Peru	2	-	5	7
					PITTSFIELD	4023	1891	440	6354
					Richmond	24	11	4	39

DEMOCRATIC

County Treasurer — Continued

Berkshire County — Concluded					Bristol County — Continued				
Cities and Towns	John J. Shields of Pittsfield	James M. Richmanly of Pittsfield	Blanks	Total Votes Cast	Cities and Towns	Ernest W. Kilroy of Fall River	All Others	Blanks	Total Votes Cast
Sandisfield . . . . .	11	1	-	12	Mansfield . . . . .	214	-	70	284
Savoy . . . . .	5	-	1	6	NEW BEDFORD . . . . .	12373	4	3295	15672
Sheffield . . . . .	31	-	18	56	N. Attleborough . . . . .	503	-	101	404
Stockbridge . . . . .	60	15	43	118	Norton . . . . .	122	-	49	171
Tyringham . . . . .	13	3	-	16	Rayham . . . . .	145	-	52	197
Washington . . . . .	14	9	5	28	Rehoboth . . . . .	65	-	14	79
W. Stockbridge . . . . .	28	14	1	43	Seekonk . . . . .	110	-	24	134
Williamstown . . . . .	230	38	82	350	Somerset . . . . .	1015	-	251	1266
Windsor . . . . .	19	4	-	23	Swansea . . . . .	494	-	115	609
Totals . . . . .	6575	2673	907	10155	TAUNTON . . . . .	2408	-	1350	3758
					Westport . . . . .	349	-	101	450
					Totals . . . . .	35317	4	11130	46451

Bristol County					Dukes County				
Cities and Towns	Ernest W. Kilroy of Fall River	All Others	Blanks	Total Votes Cast	Cities and Towns	No Nomination	All Others	Blanks	Total Votes Cast
Acushnet . . . . .	642	-	155	797	Chilmark . . . . .	-	-	10	10
ATTLEBORO . . . . .	615	-	219	834	Edgartown . . . . .	-	-	43	45
Berkley . . . . .	35	-	12	47	Gay Head . . . . .	-	12	11	11
Dartmouth . . . . .	1364	-	438	1802	Gosnold . . . . .	-	-	7	7
Dighton . . . . .	116	-	38	154	Oak Bluffs . . . . .	-	-	28	28
Easton . . . . .	431	-	118	549	Tisbury . . . . .	-	2	55	57
Fairhaven . . . . .	1142	-	212	1354	W. Tisbury . . . . .	-	1	17	18
FALL RIVER . . . . .	13243	-	4490	17733	Totals . . . . .	-	7	169	176
Freetown . . . . .	131	-	26	157					

Essex County					
Cities and Towns	Thomas F. Duffy of Lynn	James J. McInnis of North Andover	All Others	Blanks	Total Votes Cast
Amesbury . . . . .	210	126	-	97	433
Andover . . . . .	608	786	-	217	1611
BEVERLY . . . . .	1397	517	-	373	2287
Boxford . . . . .	24	37	-	25	86
Danvers . . . . .	920	461	-	200	1581
Essex . . . . .	30	11	-	5	46
Georgetown . . . . .	95	96	-	20	211
GLOUCESTER . . . . .	660	230	-	313	1203
Groveland . . . . .	131	117	-	30	278
Hamilton . . . . .	113	41	-	35	189
HAVERHILL . . . . .	2216	1996	-	1015	5227
Ipswich . . . . .	257	132	-	94	483
LAWRENCE . . . . .	5591	9415	3	1974	16983
LYNN . . . . .	10489	2555	-	1409	14453
Lynnfield . . . . .	436	123	-	82	641
Manchester . . . . .	106	59	1	57	223
Marblehead . . . . .	663	175	-	234	1072
Merrimac . . . . .	72	74	-	15	161
Methuen . . . . .	1453	2485	-	489	4427
Middleton . . . . .	77	66	-	16	159
Nahant . . . . .	471	83	-	101	655
Newbury . . . . .	67	28	-	24	119
NEWBURYPORT . . . . .	357	134	-	238	729
North Andover . . . . .	392	992	-	119	1503

DEMOCRATIC

County Treasurer — Continued

Essex County — Continued

Cities and Towns	Thomas F. Duffy of Lynn	James J. McInnis of North Andover	All Others	Blanks	Total Votes Cast
PEABODY . . . . .	4498	1242	—	1283	7023
Rockport . . . . .	107	37	—	66	210
Rowley . . . . .	49	28	—	15	92
SALEM . . . . .	3013	982	—	712	4707
Salisbury . . . . .	68	37	—	22	127
Saugus . . . . .	1347	266	—	196	1809
Swampscott . . . . .	607	170	—	339	1116
Topsfield . . . . .	70	44	—	28	142
Wenham . . . . .	42	15	—	9	66
W. Newbury . . . . .	46	32	—	20	98
Totals . . . . .	36682	23592	4	9872	70150

Franklin County

Cities and Towns	No Nomination	All Others	Blanks	Total Votes Cast
Ashfield . . . . .	—	—	18	18
Bernardston . . . . .	—	—	11	14
Buckland . . . . .	—	—	41	41
Charlemont . . . . .	—	—	13	13
Colrain . . . . .	—	—	44	44
Conway . . . . .	—	6	11	17
Deerfield . . . . .	—	—	104	104
Erving . . . . .	—	—	42	42
Gill . . . . .	—	—	27	27
Greenfield . . . . .	—	—	553	553
Hawley . . . . .	—	—	1	1
Heath . . . . .	—	—	3	3
Leverett . . . . .	—	—	27	27
Leyden . . . . .	—	—	6	6
Monroe . . . . .	—	—	20	20
Montague . . . . .	—	—	320	320
New Salem . . . . .	—	—	9	9
Northfield . . . . .	—	—	24	24
Orange . . . . .	—	—	111	111
Rowe . . . . .	—	—	10	10
Shelburne . . . . .	—	—	38	38
Shutesbury . . . . .	—	—	14	14
Sunderland . . . . .	—	—	90	90
Warwick . . . . .	—	—	9	9
Wendell . . . . .	—	—	13	13
Whately . . . . .	—	—	38	38
Totals . . . . .	—	6	1600	1606

Hampden County

Cities and Towns	Daniel M. Walsh, Jr. of Springfield	All Others	Blanks	Total Votes Cast
Agawam . . . . .	1301	—	237	1538
Blandford . . . . .	6	—	3	9
Brimfield . . . . .	54	—	4	58
Chester . . . . .	24	—	4	28
CHICOPEE . . . . .	7887	1	1926	9814

## DEMOCRATIC

## County Treasurer — Continued

## Hamden County — Continued

Cities and Towns	Daniel M. Walsh, Jr., of Springfield	All Others	Blanks	Total Votes Cast
E. Longmeadow . . . . .	282	—	110	392
Granville . . . . .	4	—	1	5
Hampden . . . . .	101	1	18	120
Holland . . . . .	33	—	8	41
HOLYOKE . . . . .	2789	—	1616	4405
Longmeadow . . . . .	396	—	98	494
Ludlow . . . . .	1877	—	478	2355
Monson . . . . .	264	—	57	321
Montgomery . . . . .	16	—	2	18
Palmer . . . . .	676	—	130	806
Russell . . . . .	25	—	3	28
Southwick . . . . .	256	—	28	284
SPRINGFIELD . . . . .	11413	—	6858	18271
Tolland . . . . .	2	—	—	2
Wales . . . . .	34	—	2	36
W. Springfield . . . . .	947	—	310	1257
WESTFIELD . . . . .	993	1	298	1292
Wilbraham . . . . .	245	—	56	301
Totals . . . . .	29625	3	12247	41875

## Hampshire County

Cities and Towns	Edwin C. Warner of Northampton	Blanks	Total Votes Cast
Amherst . . . . .	340	200	540
Belchertown . . . . .	151	19	170
Chesterfield . . . . .	10	2	12
Cummington . . . . .	7	5	12
Easthampton . . . . .	516	176	692
Goshen . . . . .	13	2	15
Granby . . . . .	155	34	189
Hadley . . . . .	194	53	247
Hatfield . . . . .	197	64	261
Huntington . . . . .	30	13	43
Middlefield . . . . .	8	—	8
NORTHAMPTON . . . . .	2276	426	2702
Pelham . . . . .	26	9	35
Plainfield . . . . .	9	2	11
So. Hadley . . . . .	953	210	1163
Southampton . . . . .	88	8	96
Ware . . . . .	440	128	568
Westhampton . . . . .	13	2	15
Williamsburg . . . . .	95	22	117
Worthington . . . . .	22	9	31
Totals . . . . .	5543	1384	6927

## Middlesex County

Cities and Towns	Thomas B. Brennan of Medford	Rocco J. Antonelli of Somerville	Robert H. Boland of Cambridge	Thomas A. Corkery of Reading	All Others	Blanks	Total Votes Cast
Acton . . . . .	240	40	46	45	—	95	466
Arlington . . . . .	5298	1873	922	431	—	1202	9726
Ashby . . . . .	54	6	5	5	—	14	84
Ashland . . . . .	184	59	17	63	—	49	372

## DEMOCRATIC

## County Treasurer — Continued

## Middlesex County — Concluded

Cities and Towns	Thomas B. Brennan of Medford	Rocco J. Antonelli of Somerville	Robert H. Roland of Cambridge	Thomas A. Corkery of Reading	All Others	Blanks	Total Votes Cast
Ayer . . . . .	141	26	24	26	—	36	253
Bedford . . . . .	322	101	53	45	—	96	620
Belmont . . . . .	1629	653	517	164	—	692	3655
Billerica . . . . .	1008	312	139	384	—	191	2034
Boxborough . . . . .	25	4	2	7	—	10	48
Burlington . . . . .	836	311	96	201	—	194	1638
CAMBRIDGE . . . . .	7409	3100	4649	922	—	3166	19246
Carlisle . . . . .	34	8	3	5	—	26	76
Chelmsford . . . . .	807	245	112	255	—	188	1607
Concord . . . . .	486	113	122	72	—	236	1079
Dracut . . . . .	831	231	111	295	—	195	1763
Dunstable . . . . .	17	9	3	4	—	6	39
EVERETT . . . . .	2676	3242	409	784	—	2633	9744
Framingham . . . . .	2028	767	351	306	—	759	4211
Groton . . . . .	94	30	21	19	—	34	198
Holliston . . . . .	161	55	33	24	—	53	326
Hopkinton . . . . .	201	31	23	25	—	61	341
Hudson . . . . .	434	126	48	53	—	101	762
Lexington . . . . .	936	362	236	141	—	869	2544
Lincoln . . . . .	114	28	34	20	—	161	357
Littleton . . . . .	131	41	29	22	—	56	279
LOWELL . . . . .	8445	2804	1142	2498	—	2150	17039
MALDEN . . . . .	4362	1737	411	439	—	1419	8398
MARLBOROUGH . . . . .	1138	541	176	132	—	294	2281
Maynard . . . . .	368	91	45	37	—	111	652
MEDFORD . . . . .	7572	4033	425	416	—	1772	14218
MELROSE . . . . .	948	359	132	197	—	439	2075
Natick . . . . .	1032	288	257	165	—	593	2385
NEWTON . . . . .	3994	1342	835	552	—	3252	9975
North Reading . . . . .	265	103	24	141	—	86	619
Pepperell . . . . .	99	30	7	14	—	31	181
Reading . . . . .	390	115	51	560	—	149	1265
Sherborn . . . . .	40	9	7	4	—	30	90
Shirley . . . . .	92	18	20	14	—	25	169
SOMERVILLE . . . . .	7547	8955	710	672	—	1666	19550
Stonham . . . . .	724	332	58	202	—	217	1533
Stow . . . . .	74	17	9	5	—	18	123
Sudbury . . . . .	222	63	65	53	—	154	557
Tewksbury . . . . .	591	600	61	179	—	96	1527
Townsend . . . . .	60	7	8	6	—	11	92
Tyngsborough . . . . .	122	27	10	37	—	34	230
Wakefield . . . . .	1039	392	97	325	—	326	2179
WALTHAM . . . . .	2294	717	404	404	—	1265	5084
Watertown . . . . .	2887	1409	721	291	—	1003	6311
Wayland . . . . .	306	69	65	50	—	213	708
Westford . . . . .	332	152	66	78	—	92	720
Weston . . . . .	264	65	57	42	2	214	614
Wilmington . . . . .	486	210	45	237	—	121	1149
Winchester . . . . .	806	293	117	139	—	338	1693
WOBURN . . . . .	2720	1022	292	553	—	1258	5845
Totals . . . . .	75415	37628	14046	12814	2	28585	168760

## Norfolk County

Cities and Towns	Francis C. Begley of Wellesley	Eremiah F. Galvin of Milton	John E. Nardozi of Stoughton	James E. Sullivan of Braintree	Blanks	Total Votes Cast
Avon . . . . .	79	94	123	215	77	588
Bellingham . . . . .	294	144	123	319	200	1080
Braintree . . . . .	320	338	380	3660	466	5164
Brookline . . . . .	2124	1359	459	1027	2392	7361
Canton . . . . .	302	433	519	589	263	2106
Cohasset . . . . .	105	98	162	132	43	540
Dedham . . . . .	586	787	444	714	576	3107

## DEMOCRATIC

## County Treasurer — Continued

## Norfolk County — Continued

Cities and Towns	Francis G. Begley of Wellesley	Jeremiah F. Galvin of Milton	John E. Nardozi of Stoughton	James E. Sullivan of Braintree	Blanks	Total Votes Cast
Dover . . . . .	41	16	5	23	42	127
Foxborough . . . . .	103	99	88	149	92	531
Franklin . . . . .	342	247	404	407	370	1770
Holbrook . . . . .	173	150	114	673	182	1292
Medfield . . . . .	117	56	52	65	61	351
Medway . . . . .	165	97	61	174	120	617
Millis . . . . .	205	121	66	190	192	774
Milton . . . . .	458	3952	261	600	744	6015
Neddham . . . . .	710	222	144	289	511	1876
Norfolk . . . . .	47	24	13	42	46	172
Norwood . . . . .	674	692	619	1276	605	3866
Plainville . . . . .	35	17	17	40	20	129
QUINCY . . . . .	2238	3044	1783	5294	1855	14214
Randolph . . . . .	300	620	456	1521	601	3498
Sharon . . . . .	181	130	238	237	281	1067
Stoughton . . . . .	136	198	1123	251	160	1868
Walpole . . . . .	233	225	231	339	198	1226
Wellesley . . . . .	976	88	61	139	300	1564
Westwood . . . . .	262	179	98	292	231	1062
Weymouth . . . . .	958	673	562	2615	618	5426
Wrentham . . . . .	49	45	24	49	43	210
Totals . . . . .	12213	14148	8630	21321	11289	67601

## Plymouth County

Cities and Towns	Lawrence F. Marden of Abington	Blanks	Total Votes Cast
Abington . . . . .	1018	196	1214
Bridgewater . . . . .	373	77	450
Brockton . . . . .	6737	1714	8451
Carver . . . . .	65	26	91
Duxbury . . . . .	92	46	138
E. Bridgewater . . . . .	282	71	353
Halifax . . . . .	156	55	211
Hanover . . . . .	314	85	399
Hanson . . . . .	226	52	278
Hingham . . . . .	715	308	1023
Hull . . . . .	759	331	1090
Kingston . . . . .	155	53	208
Lakeville . . . . .	102	27	129
Marion . . . . .	87	28	115
Marshfield . . . . .	699	172	871
Mattapoisett . . . . .	125	30	155
Middleborough . . . . .	322	77	399
Norwell . . . . .	280	79	359
Pembroke . . . . .	468	120	588
Plymouth . . . . .	377	153	530
Plympton . . . . .	34	10	44
Rochester . . . . .	43	6	49
Rockland . . . . .	1155	282	1437
Scituate . . . . .	938	373	1311
Wareham . . . . .	270	103	373
W. Bridgewater . . . . .	154	45	199
Whitman . . . . .	520	161	681
Totals . . . . .	16466	4680	21146



DEMOCRATIC

County Treasurer — Concluded

Worcester County

Cities and Towns	Edward Patrick Bird of Fitchburg	Francis M. Hickey of Worcester	Alexander G. LaJolie, Jr., of Worcester	John M. Shea of Worcester	All Others	Blanks	Total Votes Cast
Ashburnham . . . . .	180	18	16	18	—	29	261
Athol . . . . .	394	65	129	110	—	80	773
Auburn . . . . .	145	124	180	387	—	36	872
Barre . . . . .	161	65	67	73	—	84	450
Berlin . . . . .	17	4	4	4	—	6	35
Blackstone . . . . .	404	186	336	292	—	109	1327
Bolton . . . . .	21	11	6	14	—	17	69
Boylston . . . . .	69	25	25	42	—	6	167
Brookfield . . . . .	34	24	17	24	—	11	110
Charlton . . . . .	67	23	52	46	—	15	203
Clinton . . . . .	1077	132	182	297	—	151	1839
Douglas . . . . .	138	50	36	62	—	59	345
Dudley . . . . .	298	108	150	97	—	56	709
East Brookfield . . . . .	56	22	48	38	—	27	191
FITCHBURG . . . . .	3617	142	367	209	—	253	4588
GARDNER . . . . .	1430	144	697	229	—	368	2868
Grafton . . . . .	130	81	125	277	—	58	671
Hardwick . . . . .	163	48	115	60	—	63	449
Harvard . . . . .	45	9	11	23	—	36	124
Holden . . . . .	70	37	41	133	—	32	313
Hopedale . . . . .	101	32	34	38	—	25	230
Hubbardston . . . . .	61	23	21	23	—	21	149
Lancaster . . . . .	83	9	8	20	—	10	130
Leicester . . . . .	253	211	299	428	—	85	1276
LEOMINSTER . . . . .	1190	77	212	118	—	118	1715
Lunenburg . . . . .	164	10	9	11	—	12	206
Mendon . . . . .	42	15	11	18	—	16	102
Milford . . . . .	555	229	153	229	—	172	1338
Millbury . . . . .	221	102	227	442	—	57	1049
Millville . . . . .	116	72	56	103	—	33	380
New Braintree . . . . .	11	3	5	3	—	1	23
N. Brookfield . . . . .	121	63	73	117	—	36	410
Northborough . . . . .	92	64	44	134	—	38	372
Northbridge . . . . .	139	230	232	171	—	147	919
Oakham . . . . .	6	4	9	4	—	7	30
Oxford . . . . .	227	98	153	228	—	41	747
Paxton . . . . .	27	34	20	57	—	8	146
Petersham . . . . .	13	7	12	2	—	19	53
Phillipston . . . . .	18	3	5	2	—	2	30
Princeton . . . . .	8	5	8	16	—	7	44
Royalston . . . . .	24	5	13	5	—	8	55
Rutland . . . . .	34	20	14	30	—	6	104
Shrewsbury . . . . .	468	235	168	598	1	119	1589
Southborough . . . . .	94	29	31	55	—	34	243
Southbridge . . . . .	1533	244	1378	459	—	392	4006
Spencer . . . . .	243	97	322	201	—	104	967
Sterling . . . . .	81	14	17	20	—	17	149
Sturbridge . . . . .	234	44	168	108	—	60	614
Sutton . . . . .	52	39	55	59	—	36	241
Templeton . . . . .	245	30	45	39	—	32	391
Upton . . . . .	50	20	14	26	—	15	125
Uxbridge . . . . .	304	210	417	287	—	204	1422
Warren . . . . .	190	60	71	121	—	152	594
Webster . . . . .	610	233	295	223	—	158	1519
W. Boylston . . . . .	96	32	39	102	—	20	289
W. Brookfield . . . . .	37	9	14	49	—	12	121
Westborough . . . . .	110	79	61	176	—	46	472
Westminster . . . . .	256	17	29	21	—	36	359
Winchendon . . . . .	138	25	35	34	—	38	270
WORCESTER . . . . .	6530	4022	4320	13301	—	2234	30407
Totals . . . . .	23293	8073	11701	20513	1	6074	69655

## DEMOCRATIC

*County Commissioner (To Fill Vacancy)*

## Middlesex County

Cities and Towns	Frederick J. Connors of Somerville	Richard F. Brennan of Arlington	John R. O'Neill of Belmont	Blanks	Total Votes Cast
Acton . . . . .	208	78	80	100	466
Arlington . . . . .	2721	4979	867	1159	9726
Ashby . . . . .	43	13	12	16	84
Ashland . . . . .	202	48	64	58	372
Ayer . . . . .	134	33	53	33	253
Bedford . . . . .	300	107	105	108	620
Belmont . . . . .	809	216	2051	579	3655
Billerica . . . . .	1186	358	291	199	2034
Boxborough . . . . .	24	1	12	11	48
Burlington . . . . .	1028	238	177	195	1638
CAMBRIDGE . . . . .	8593	3062	3826	3765	19246
Carlisle . . . . .	30	9	9	28	76
Chelmsford . . . . .	865	264	280	198	1607
Concord . . . . .	366	178	241	294	1079
Dracut . . . . .	999	320	241	203	1763
Dunstable . . . . .	18	8	7	6	39
EVERETT . . . . .	3480	1458	1718	3088	9744
Framingham . . . . .	2038	623	709	841	4211
Groton . . . . .	95	25	38	40	198
Holliston . . . . .	155	48	67	56	326
Hopkinton . . . . .	192	27	66	56	341
Hudson . . . . .	448	83	121	110	762
Lexington . . . . .	784	434	424	902	2544
Lincoln . . . . .	81	45	77	154	357
Littleton . . . . .	147	38	43	51	279
LOWELL . . . . .	8599	2927	3237	2276	17039
MALDEN . . . . .	4040	1104	1594	1660	8398
MARLBOROUGH . . . . .	1245	343	329	364	2281
Maynard . . . . .	356	103	88	105	652
MEDFORD . . . . .	7817	2296	1690	2415	14218
MELROSE . . . . .	850	344	413	468	2075
Natick . . . . .	922	371	459	633	2385
NEWTON . . . . .	3721	1170	1650	3434	9975
North Reading . . . . .	328	86	98	107	619
Pepperell . . . . .	87	26	33	35	181
Reading . . . . .	655	177	211	222	1265
Sherborn . . . . .	34	14	9	33	90
Shirley . . . . .	89	27	27	26	169
SOMERVILLE . . . . .	14072	1864	1847	1767	19550
Stoneham . . . . .	841	213	214	265	1533
Stow . . . . .	75	15	15	18	123
Sudbury . . . . .	203	76	114	164	557
Tewksbury . . . . .	919	249	222	137	1527
Townsend . . . . .	61	11	11	9	92
Tyngsborough . . . . .	138	38	27	27	230
Wakefield . . . . .	1204	294	292	389	2179
WALTHAM . . . . .	1568	940	1333	1243	5084
Watertown . . . . .	2046	998	2252	1015	6311
Wayland . . . . .	262	87	121	238	708
Westford . . . . .	384	116	122	98	720
Weston . . . . .	233	55	126	230	644
Wilmington . . . . .	656	180	170	143	1149
Winchester . . . . .	622	389	336	346	1693
WOBURN . . . . .	2503	1256	895	1191	5845
Totals . . . . .	79476	28462	29514	31308	168760

---

NUMBER OF VOTES  
RECEIVED BY EACH  
CANDIDATE FOR A STATE OFFICE  
AT THE  
BIENNIAL STATE ELECTION  
NOVEMBER 8, 1966  
ARRANGED BY CITIES, TOWNS AND DISTRICTS

---

## Senator in Congress

## Barnstable County

Cities and Towns	Edward W. Brooke of Newton Republican	Endicott Peabody of Cambridge Democratic	Lawrence Gilfedder of Maynard Socialist Labor	Mark R. Shaw of Melrose Prohibition	All Others	Blanks	Total Ballots
Barnstable . . . . .	6016	1441	7	14	—	179	7657
Bourne . . . . .	1918	754	2	2	—	51	2727
Brewster . . . . .	675	126	1	5	—	14	821
Chatham . . . . .	1769	266	5	4	—	34	2078
Dennis . . . . .	2097	504	7	4	—	41	2653
Eastham . . . . .	736	153	—	3	1	11	904
Falmouth . . . . .	3893	1542	7	17	1	119	5579
Harwich . . . . .	1989	388	2	5	—	46	2430
Mashpee . . . . .	295	68	1	—	—	3	367
Orleans . . . . .	1433	151	1	2	1	31	1619
Provincetown . . . . .	720	382	4	4	—	27	1137
Sandwich . . . . .	873	289	—	2	—	21	1185
Truro . . . . .	292	79	1	3	—	4	379
Wellfleet . . . . .	543	107	1	6	1	13	676
Yarmouth . . . . .	3160	763	5	7	—	64	3999
Totals . . . . .	26414	7013	44	78	4	658	34211

## Berkshire County

Adams . . . . .	2620	2213	9	10	1	98	4951
Alford . . . . .	83	24	—	—	—	—	107
Becket . . . . .	167	59	4	—	—	19	249
Cheshire . . . . .	522	338	2	—	—	18	880
Clarksburg . . . . .	401	201	—	2	—	15	619
Dalton . . . . .	1713	837	3	4	1	39	2597
Egremont . . . . .	331	59	1	—	—	3	394
Florida . . . . .	142	80	—	—	—	6	228
Great Barrington . . . . .	1454	932	6	5	—	55	2452
Hancock . . . . .	116	49	1	1	—	8	175
Hinsdale . . . . .	298	190	2	1	—	14	505
Lanesborough . . . . .	661	325	6	1	—	21	1014
Lee . . . . .	1069	537	9	4	—	159	1778
Lenox . . . . .	977	491	10	3	—	62	1543
Monterey . . . . .	188	35	2	1	—	5	231
Mount Washington . . . . .	21	4	—	—	—	—	25
New Ashford . . . . .	55	11	—	—	—	1	67
New Marlborough . . . . .	195	55	1	1	—	10	262
NORTH ADAMS . . . . .	4128	2951	14	8	0	157	7258
Otis . . . . .	137	41	—	—	—	10	188
Peru . . . . .	49	18	—	1	—	1	69
PITTSFIELD . . . . .	11151	7437	116	66	—	2485	21255
Richmond . . . . .	288	88	—	1	—	8	385
Sandisfield . . . . .	80	60	—	—	—	6	146
Savoy . . . . .	59	38	1	—	—	1	99
Sheffield . . . . .	569	161	2	7	—	23	762
Stockbridge . . . . .	642	183	—	2	—	11	838
Tyringham . . . . .	94	22	—	—	—	—	116
Washington . . . . .	76	23	3	1	—	6	109
West Stockbridge . . . . .	248	159	1	2	—	16	426
Williamstown . . . . .	1939	694	6	9	—	44	2692
Windsor . . . . .	115	48	—	—	—	1	164
Totals . . . . .	30588	18363	199	130	2	3302	52584

## Bristol County

Acushnet . . . . .	1371	1361	13	3	—	86	2834
ATTLEBORO . . . . .	7400	2628	27	15	1	183	10254
Berkley . . . . .	382	150	1	3	—	19	555
Dartmouth . . . . .	4452	2794	27	22	—	168	7463
Dighton . . . . .	1019	461	5	4	—	38	1527
Easton . . . . .	3041	970	6	8	—	64	4089
Fairhaven . . . . .	3645	2456	18	12	—	114	6245
FALL RIVER . . . . .	19277	18404	129	131	—	1388	39329
Freetown . . . . .	833	345	1	8	—	28	1215
Mansfield . . . . .	2315	933	9	4	—	60	3321
NEW BEDFORD . . . . .	20259	19393	179	116	3	1087	41037
North Attleborough . . . . .	4221	1449	13	7	—	127	5817
Norton . . . . .	1694	594	4	4	—	51	2347
Raynham . . . . .	1679	665	4	11	—	68	2427
Rehoboth . . . . .	1375	475	1	7	—	36	1894
Seekonk . . . . .	2328	1167	5	6	—	109	3615
Somerset . . . . .	3885	2379	15	11	—	145	6435
Swansea . . . . .	2974	1641	8	5	—	80	4708
TAUNTON . . . . .	7948	6399	32	32	—	500	14911
Westport . . . . .	2207	1035	8	3	—	57	3310
Totals . . . . .	92305	65699	505	412	4	4408	163333

Senator in Congress — Continued

Dukes County

Cities and Towns	Edward W. Brooke of Newton Republican	Endicott Peabody of Cambridge Democratic	Lawrence Gilfedder of Maynard Socialist Labor	Mark R. Shaw of Melrose Prohibition	All Others	Blanks	Total Ballots
Chilmark . . . . .	109	20	—	2	—	2	133
Edgartown . . . . .	472	158	—	—	—	14	644
Gay Head . . . . .	33	16	—	—	—	1	50
Gosnold . . . . .	36	2	—	—	—	—	38
Oak Bluffs . . . . .	439	132	1	2	—	21	595
Tisbury . . . . .	764	183	2	1	—	11	961
West Tisbury . . . . .	164	34	—	—	4	4	206
Totals . . . . .	2017	545	3	5	4	53	2627

Essex County

Amesbury . . . . .	2879	1064	38	8	—	340	4329
Andover . . . . .	6770	2044	8	16	—	126	8964
BEVERLY . . . . .	10745	4145	29	16	—	289	15224
Boxford . . . . .	1166	139	1	2	—	14	1322
Danvers . . . . .	6626	2706	16	19	—	142	9509
Essex . . . . .	846	182	1	1	—	16	1046
Georgetown . . . . .	1491	335	2	4	—	32	1864
GLOUCESTER . . . . .	6999	2668	10	23	2	213	9915
Groveland . . . . .	1336	447	3	—	—	30	1816
Hamilton . . . . .	2088	403	—	9	—	36	2536
HAVERHILL . . . . .	11876	6214	51	43	—	521	18705
Ipswich . . . . .	2950	1048	7	3	—	90	4098
LAWRENCE . . . . .	13836	14035	147	116	—	859	28993
LYNN . . . . .	21446	15428	133	112	—	794	37913
Lynnfield . . . . .	3518	1025	4	15	—	56	4618
Manchester . . . . .	1594	410	4	3	—	21	2032
Marblehead . . . . .	7718	1901	10	34	—	134	9797
Merrimac . . . . .	1186	288	2	5	—	13	1494
Methuen . . . . .	8236	5043	52	45	—	278	13654
Middleton . . . . .	917	306	3	6	—	29	1261
Nahant . . . . .	1113	641	5	3	—	34	1796
Newbury . . . . .	1203	283	—	2	—	18	1506
NEWBURYPORT . . . . .	3510	1654	32	16	—	476	5688
North Andover . . . . .	3761	1826	15	28	—	95	5725
PEABODY . . . . .	9732	7130	47	20	—	359	17288
Rockport . . . . .	2057	391	7	2	—	61	2518
Rowley . . . . .	858	195	1	3	—	25	1082
SALEM . . . . .	8824	7986	36	34	—	355	17235
Salisbury . . . . .	1066	408	7	2	—	35	1518
Saugus . . . . .	6292	3124	20	53	—	159	9648
Swampscott . . . . .	4260	1628	13	15	—	340	6256
Topsfield . . . . .	1511	199	—	3	—	31	1744
Wenham . . . . .	1219	161	3	8	—	18	1409
West Newbury . . . . .	698	166	2	4	—	19	889
Totals . . . . .	160327	85623	709	673	2	6058	253392

Franklin County

Ashfield . . . . .	383	45	—	—	—	8	436
Bernardston . . . . .	431	48	—	—	—	12	491
Buckland . . . . .	552	127	2	2	—	12	695
Charlemont . . . . .	272	47	—	2	—	8	329
Colrain . . . . .	351	108	1	1	—	6	467
Conway . . . . .	285	49	1	—	—	13	348
Deerfield . . . . .	839	453	1	—	—	40	1333
Erving . . . . .	359	120	—	1	—	13	493
Gill . . . . .	303	62	1	—	—	11	377
Greenfield . . . . .	4429	1875	43	14	—	408	6769
Hawley . . . . .	64	6	—	—	—	—	70
Heath . . . . .	83	11	1	2	—	6	103
Leverett . . . . .	246	36	1	5	—	7	295
Leyden . . . . .	95	29	1	—	—	5	130
Monroe . . . . .	48	20	—	—	—	—	68
Montague . . . . .	2057	1208	4	9	—	90	3368
New Salem . . . . .	152	22	—	—	—	3	177
Northfield . . . . .	752	121	—	3	—	20	899
Orange . . . . .	1743	295	1	4	—	36	2079
Rowe . . . . .	107	26	—	—	—	1	134
Shelburne . . . . .	648	102	2	3	—	14	769
Shutesbury . . . . .	97	45	—	—	—	2	144
Sunderland . . . . .	316	182	1	1	—	22	522
Warwick . . . . .	149	17	—	—	—	3	169
Wendell . . . . .	64	30	—	—	—	3	97
Whately . . . . .	287	139	—	—	—	16	442
Totals . . . . .	15112	5226	60	47	—	759	21204

## Senator in Congress — Continued

## Hampden County

Cities and Towns	Edward W. Brooke of Newton Republican	Endicott Peabody of Cambridge Democratic	Lawrence Gilfedder of Maynard Socialist Labor	Mark R. Shaw of Melrose Prohibition	All Others	Blanks	Total Ballots
Agawam . . . . .	3919	2701	18	14	1	150	6803
Blandford . . . . .	224	55	1	1	—	7	288
Brimfield . . . . .	431	149	1	2	—	17	600
Chester . . . . .	237	98	—	1	—	7	343
CHICOPEE . . . . .	9030	10880	86	56	—	517	20569
East Longmeadow . . . . .	3039	1048	11	10	—	259	4367
Granville . . . . .	279	63	1	1	—	8	352
Hampden . . . . .	821	272	4	2	—	9	1103
Holland . . . . .	198	105	1	—	—	6	310
HOLYOKE . . . . .	8028	8242	178	57	—	1999	15504
Longmeadow . . . . .	4608	1280	8	13	1	105	6015
Ludlow . . . . .	2593	2791	20	12	—	116	5532
Monson . . . . .	1417	736	4	2	—	46	2205
Montgomery . . . . .	131	30	—	—	—	3	164
Palmer . . . . .	2192	2061	14	9	—	96	4372
Russell . . . . .	321	116	—	—	—	6	443
Southwick . . . . .	1169	585	4	3	—	28	1789
SPRINGFIELD . . . . .	26016	19326	413	120	—	4654	50529
Tolland . . . . .	36	22	—	—	—	2	60
Wales . . . . .	166	88	—	—	—	7	261
West Springfield . . . . .	5163	3420	84	23	—	626	9316
WESTFIELD . . . . .	5648	3791	17	14	1	189	9660
Wilbraham . . . . .	2610	1044	9	2	—	53	3718
Totals . . . . .	78276	58903	874	342	3	8910	147308

## Hampshire County

Amherst . . . . .	2941	890	7	5	—	59	3902
Belchertown . . . . .	968	526	4	5	—	30	1533
Chesterfield . . . . .	214	26	—	—	—	3	243
Cummington . . . . .	242	24	—	4	—	4	274
Easthampton . . . . .	3280	1910	19	14	—	119	5342
Goshen . . . . .	173	39	1	1	—	5	219
Granby . . . . .	975	509	3	1	—	33	1521
Hadley . . . . .	741	621	4	4	—	49	1419
Hatfield . . . . .	565	477	8	7	—	30	1087
Huntington . . . . .	384	168	1	2	—	11	566
Middlefield . . . . .	76	21	—	1	—	3	101
NORTHAMPTON . . . . .	6453	3522	23	13	—	191	10202
Pelham . . . . .	246	93	—	1	—	7	347
Plainfield . . . . .	91	17	—	—	—	1	109
South Hadley . . . . .	3683	2013	23	9	4	82	5814
Southampton . . . . .	716	303	4	3	—	19	1045
Ware . . . . .	2012	1708	7	7	—	104	3838
Westhampton . . . . .	235	35	—	1	—	2	273
Williamsburg . . . . .	654	206	2	2	—	14	878
Worthington . . . . .	207	43	—	1	—	7	258
Totals . . . . .	24856	13151	106	81	4	773	38971

## Middlesex County

Acton . . . . .	3156	592	7	5	—	48	3808
Arlington . . . . .	13812	10588	62	63	10	408	24943
Ashby . . . . .	595	125	1	2	—	12	735
Ashland . . . . .	1998	870	4	6	—	47	2925
Ayer . . . . .	908	520	3	3	—	26	1460
Bedford . . . . .	2978	849	10	12	—	51	3900
Belmont . . . . .	9072	4870	22	40	—	317	14321
Billerica . . . . .	4525	2652	11	13	—	87	7288
Boxborough . . . . .	376	76	—	1	—	5	458
Burlington . . . . .	4430	2339	12	28	—	91	6900
CAMBRIDGE . . . . .	17738	17337	122	83	—	850	36130
Carlisle . . . . .	771	102	—	2	—	14	889
Chelmsford . . . . .	6550	2352	8	20	—	114	9044
Concord . . . . .	4462	1212	16	8	1	190	5889
Dracut . . . . .	3897	2425	32	18	4	141	6517
Dunstable . . . . .	337	69	1	2	—	3	412
EVERETT . . . . .	7917	8427	154	63	—	2122	18683
Framingham . . . . .	12964	6239	33	32	—	353	19621
Groton . . . . .	1306	450	3	3	—	21	1783
Holliston . . . . .	2474	698	3	10	—	44	3229
Hopkinton . . . . .	1411	596	4	3	—	25	2039
Hudson . . . . .	3363	1694	2	8	—	111	5178
Lexington . . . . .	8711	2825	37	17	—	734	12324
Lincoln . . . . .	1702	305	3	7	—	22	2039
Littleton . . . . .	1477	442	4	3	—	22	1948

Senator in Congress — Continued

Middlesex County — Concluded

Cities and Towns	Edward W. Brooke of Newton Republican	Endicott Peabody of Cambridge Democratic	Lawrence Giffelder of Maynard Socialist Labor	Mark R. Shaw of Melrose Prohibition	All Others	Blanks	Total Ballots
LOWELL . . . . .	18377	17389	105	100	—	840	36811
MALDEN . . . . .	12334	10041	60	64	—	591	23090
MARLBOROUGH . . . . .	5753	3325	15	10	—	142	9245
Maynard . . . . .	2056	1340	29	3	—	83	3516
MEDFORD . . . . .	13493	13064	58	66	—	723	27404
MELROSE . . . . .	8909	3451	27	46	—	845	13278
Natick . . . . .	7498	3210	47	27	—	586	11368
NEWTON . . . . .	27887	12117	75	75	12	792	40958
North Reading . . . . .	2637	1009	10	15	—	41	3712
Pepperell . . . . .	1217	447	3	1	1	47	1716
Reading . . . . .	6507	2086	11	19	—	136	8759
Sherborn . . . . .	919	153	5	1	2	26	1106
Shirley . . . . .	665	369	—	1	—	34	1069
SOMERVILLE . . . . .	14416	18462	127	106	—	935	34046
Stoneham . . . . .	5114	2707	15	20	—	134	7990
Stow . . . . .	966	236	3	1	—	16	1222
Sudbury . . . . .	3178	674	9	6	—	130	3997
Tewksbury . . . . .	3511	2199	9	7	—	58	5784
Townsend . . . . .	1130	277	2	1	—	18	1423
Tyngsborough . . . . .	936	442	4	5	—	33	1420
Wakefield . . . . .	7124	3705	13	33	—	189	11064
WALTHAM . . . . .	10872	6812	132	66	—	1655	19537
Watertown . . . . .	8828	6943	62	50	—	383	16266
Wayland . . . . .	3815	1071	3	16	3	63	4971
Westford . . . . .	2145	1014	6	4	—	47	3216
Weston . . . . .	3763	640	4	12	—	73	4492
Wilmington . . . . .	3423	1758	11	10	2	79	5283
Winchester . . . . .	6147	2452	19	33	—	575	9226
WOBBURN . . . . .	6529	5567	111	47	—	986	13240
Totals . . . . .	307079	191614	1529	1297	35	16123	517677

Nantucket County

Nantucket . . . . .	988	317	3	7	—	54	1369
---------------------	-----	-----	---	---	---	----	------

Norfolk County

Avon . . . . .	1251	689	3	2	—	32	1977
Bellingham . . . . .	2189	1339	12	5	—	69	3614
Braintree . . . . .	9043	5546	23	30	—	205	14847
Brookline . . . . .	15022	8465	84	53	—	1416	25040
Canton . . . . .	3787	2529	9	6	—	72	6403
Cohasset . . . . .	2202	757	4	8	—	41	3012
Dedham . . . . .	6594	4678	27	31	—	208	11538
Dover . . . . .	1562	245	3	2	1	35	1848
Foxborough . . . . .	2946	960	11	8	—	52	3977
Franklin . . . . .	3372	1967	11	14	—	104	5468
Holbrook . . . . .	2520	1444	9	14	—	57	4044
Medfield . . . . .	2007	595	2	2	—	42	2648
Medway . . . . .	1648	879	2	5	—	47	2581
Millis . . . . .	1359	564	3	6	—	35	1967
Milton . . . . .	7715	6252	23	33	—	211	14234
Needham . . . . .	10071	2859	14	31	3	222	13200
Norfolk . . . . .	903	319	1	5	—	14	1242
Norwood . . . . .	7004	4752	25	31	—	241	12053
Plainville . . . . .	1149	294	4	1	—	29	1477
QUINCY . . . . .	21030	16759	76	92	—	594	38551
Randolph . . . . .	5094	3889	22	11	—	121	9137
Sharon . . . . .	3347	1369	7	11	—	47	4781
Stoughton . . . . .	4460	2578	20	14	—	114	7186
Walpole . . . . .	4264	1908	4	9	—	115	6300
Wellesley . . . . .	9525	2324	14	34	9	213	12119
Westwood . . . . .	4043	1437	6	11	1	63	5561
Weymouth . . . . .	12169	7504	41	43	—	251	20008
Wrentham . . . . .	1414	459	6	5	—	37	1921
Totals . . . . .	147690	83360	466	517	14	4687	236734

Plymouth County

Abington . . . . .	3036	1403	5	9	—	72	4525
Bridgewater . . . . .	2302	1101	13	8	—	82	3506
BROCKTON . . . . .	18131	11590	69	63	3	573	30429
Carver . . . . .	604	163	1	1	—	20	789
Duxbury . . . . .	2274	343	2	2	—	38	2659
East Bridgewater . . . . .	2027	684	4	6	—	53	2774
Halifax . . . . .	705	299	2	1	—	16	1023

## Senator in Congress — Continued

## Plymouth County — Continued

Cities and Towns	Edward W. Brooke of Newton Republican	Endicott Peabody of Cambridge Democratic	Lawrence Gilfedder of Maynard Socialist Labor	Mark R. Shaw of Melrose Prohibition	All Others	Blanks	Total Ballots
Hanover . . . . .	2149	690	2	6	—	46	2893
Hanson . . . . .	1513	477	4	7	—	31	2032
Hingham . . . . .	5195	1830	14	14	1	117	7171
Hull . . . . .	1659	1574	4	4	—	61	3302
Kingston . . . . .	1454	564	1	7	1	42	2069
Lakeville . . . . .	1064	361	1	5	—	31	1462
Marion . . . . .	1118	184	—	4	—	28	1334
Marshfield . . . . .	2839	1359	5	3	—	59	4265
Mattapoisett . . . . .	1235	393	—	10	—	39	1677
Middleborough . . . . .	3135	1124	8	13	—	119	4399
Norwell . . . . .	2074	572	5	6	—	52	2709
Pembroke . . . . .	2087	800	9	4	—	40	2940
Plymouth . . . . .	4340	2034	8	12	—	137	6531
Plympton . . . . .	272	88	3	2	—	7	372
Rochester . . . . .	483	126	1	1	—	15	626
Rockland . . . . .	3022	1810	6	10	—	67	4915
Scituate . . . . .	4037	1745	5	15	—	78	5880
Wareham . . . . .	2397	858	4	11	—	112	3382
West Bridgewater . . . . .	1726	468	5	7	—	27	2233
Whitman . . . . .	2991	1208	6	3	—	71	4279
Totals . . . . .	73869	33848	187	234	5	2033	110176

## Suffolk County

BOSTON . . . . .	86254	110122	1430	545	—	22111	220462
CHELSEA . . . . .	4800	6520	51	37	1	472	11881
REVERE . . . . .	7960	9409	60	47	—	565	18041
Winthrop . . . . .	4328	3656	61	14	—	537	8596
Totals . . . . .	103342	129707	1602	643	1	23685	258980

## Worcester County

Ashburnham . . . . .	883	282	—	2	—	28	1195
Athol . . . . .	3300	1125	4	3	1	81	4514
Auburn . . . . .	4174	1821	11	10	—	74	6090
Barre . . . . .	949	523	1	1	—	56	1530
Berlin . . . . .	582	93	—	—	—	19	694
Blackstone . . . . .	1101	1106	10	6	2	52	2277
Bolton . . . . .	526	105	1	1	1	9	643
Boylston . . . . .	829	263	2	—	—	8	1102
Brookfield . . . . .	549	142	1	2	—	11	705
Charlton . . . . .	992	343	1	2	—	17	1355
Clinton . . . . .	2840	2023	6	5	—	146	5020
Douglas . . . . .	843	407	6	4	—	33	1293
Dudley . . . . .	1603	1020	12	3	—	41	2679
East Brookfield . . . . .	501	164	1	—	—	13	679
FITCHBURG . . . . .	10173	5521	24	15	—	363	16096
GARDNER . . . . .	4601	2697	12	6	—	172	7488
Grafton . . . . .	2475	1314	3	5	—	56	3853
Hardwick . . . . .	597	357	3	5	—	27	989
Harvard . . . . .	873	191	1	2	—	15	1082
Holden . . . . .	4347	729	7	5	—	61	5149
Hopedale . . . . .	1448	541	1	3	—	47	2040
Hubbardston . . . . .	432	121	12	1	—	1	567
Lancaster . . . . .	1177	288	5	4	—	34	1508
Leicester . . . . .	2072	1075	6	5	—	49	3207
LEOMINSTER . . . . .	7549	3694	19	16	—	280	11558
Lunenburg . . . . .	2141	587	2	4	1	35	2770
Mendon . . . . .	756	213	3	6	—	9	987
Milford . . . . .	4172	3627	27	12	—	220	8058
Millbury . . . . .	2608	1568	5	8	—	76	4265
Millville . . . . .	330	353	3	1	—	14	701
New Braintree . . . . .	140	38	—	—	—	6	184
North Brookfield . . . . .	1111	582	3	1	—	32	1729
Northborough . . . . .	2202	602	4	8	—	39	2855
Northbridge . . . . .	2624	1365	36	5	—	242	4272
Oakham . . . . .	222	42	—	—	—	6	270
Oxford . . . . .	2144	1136	5	4	—	59	3348
Paxton . . . . .	911	306	2	6	2	22	1249
Petersham . . . . .	373	49	—	—	—	6	428
Phillipston . . . . .	195	54	1	1	—	—	251
Princeton . . . . .	488	89	1	2	—	13	593
Royalston . . . . .	198	55	1	1	—	6	261
Rutland . . . . .	734	221	1	3	—	32	991
Shrewsbury . . . . .	5149	2166	8	11	—	144	7478
Southborough . . . . .	1456	466	1	6	—	29	1958



Senator in Congress — Concluded

Worcester County — Concluded

Cities and Towns	Edward W. Brooke of Newton Republican	Endicott Peabody of Cambridge Democratic	Lawrence Gilfedder of Maynard Socialist Labor	Mark R. Shaw of Melrose Prohibition	All Others	Blanks	Total Ballots
Southbridge	4407	2749	18	4	-	176	7354
Spencer	2214	1087	6	3	3	65	3378
Sterling	1093	241	-	1	-	12	1347
Sturbridge	1246	472	3	1	-	29	1751
Sutton	1120	370	1	8	-	34	1533
Templeton	1367	524	-	4	-	32	1927
Upton	1090	281	2	3	-	25	1401
Uxbridge	1943	1354	9	4	-	71	3381
Warren	902	633	3	2	-	43	1583
Webster	3399	2547	12	8	-	122	6088
West Boylston	1885	486	4	1	-	26	2402
West Brookfield	769	187	2	4	-	13	975
Westborough	2957	707	-	8	-	63	3735
Westminster	1239	358	2	1	-	42	1642
Winchendon	1527	727	2	2	1	46	2305
WORCESTER	40032	29205	187	128	3	1892	71497
Totals	150610	81392	503	367	14	5374	238260

Aggregate of Votes

BARNSTABLE	26414	7013	44	78	4	658	34211
BERKSHIRE	30588	18363	199	130	2	3302	52584
BRISTOL	92305	65699	505	412	4	4408	163333
DUKES COUNTY	2017	545	3	5	4	53	2627
ESSEX	160327	85623	709	673	2	6058	253392
FRANKLIN	15112	5226	60	47	-	759	21204
HAMPDEN	78276	58903	874	342	3	8910	147308
HAMPSHIRE	24856	13151	106	81	4	773	38971
MIDDLESEX	307079	191614	1529	1297	35	16123	517677
NANTUCKET	988	317	3	7	-	54	1369
NORFOLK	147690	83360	466	517	14	4687	236734
PLYMOUTH	73869	33848	187	234	5	2033	110176
SUFFOLK	103342	129707	1602	643	1	23685	258980
WORCESTER	150610	81392	503	367	14	5374	238260
TOTALS	1213473	774761	6790	4833	92	76877	2076826

Governor

Barnstable County

Cities and Towns	John A. Volpe of Winchester Republican	Edward J. McCormack, Jr., of Boston, Democratic	Henning A. Blomen of Somerville Socialist Labor	John Charles Hedges of Needham Prohibition	All Others	Blanks	Total Ballots
Barnstable	5792	1762	7	7	-	89	7657
Bourne	1934	754	2	8	-	29	2727
Brewster	664	139	3	4	-	11	821
Chatham	1739	312	5	5	-	17	2078
Dennis	2125	492	5	12	-	19	2653
Eastham	718	174	2	2	-	8	904
Falmouth	3525	1957	8	12	-	77	5579
Harwich	1993	404	3	3	2	25	2430
Mashpee	224	133	1	-	-	9	367
Orleans	1391	204	4	2	-	18	1619
Provincetown	580	518	11	2	-	26	1137
Sandwich	858	313	1	-	-	13	1185
Truro	272	102	3	2	-	-	379
Wellfleet	511	147	3	2	-	13	676
Yarmouth	3145	821	5	1	-	27	3999
Totals	25471	8232	63	62	2	381	34211

Berkshire County

Adams	2724	2165	6	8	-	48	4951
Alford	90	16	-	-	-	1	107
Becket	178	57	3	-	-	11	249

Done

## Governor — Continued

## Berkshire County — Concluded

Cities and Towns	John A. Volpe of Winchester Republican	Edward J. McCormack, Jr., of Boston, Democratic	Henning A. Blomen of Somerville Socialist Labor	John Charles Hedges of Needham Prohibition	All Others	Blanks	Total Blanks
Cheshire . . . . .	527	335	1	2	—	15	880
Clarksburg . . . . .	396	215	2	1	—	5	619
Dalton . . . . .	1767	807	2	2	—	19	2597
Egremont . . . . .	340	48	—	—	—	4	394
Florida . . . . .	127	95	—	—	—	4	228
Great Barrington . . . . .	1507	899	13	5	—	28	2452
Hancock . . . . .	129	40	1	—	—	5	175
Hinsdale . . . . .	310	187	—	—	—	8	505
Lanesborough . . . . .	664	339	4	—	—	7	1014
Lee . . . . .	1143	555	11	7	—	62	1778
Lenox . . . . .	1009	512	10	7	—	5	1543
Monterey . . . . .	172	50	1	2	—	6	231
Mount Washington . . . . .	22	3	—	—	—	—	25
New Ashford . . . . .	53	14	—	—	—	—	67
New Marlborough . . . . .	298	46	—	4	—	4	262
NORTH ADAMS . . . . .	4329	2820	8	4	—	97	7258
Otis . . . . .	115	59	—	1	—	13	188
Peru . . . . .	43	23	—	1	—	2	69
PITTSFIELD . . . . .	13140	7203	106	40	—	766	21255
Richmond . . . . .	292	89	—	1	—	3	385
Sandisfield . . . . .	77	66	—	—	—	3	146
Savoy . . . . .	50	48	—	1	—	—	99
Sheffield . . . . .	590	155	—	2	—	15	762
Stockbridge . . . . .	584	241	2	4	—	7	838
Tyringham . . . . .	84	31	—	1	—	—	116
Washington . . . . .	66	41	2	—	—	—	109
West Stockbridge . . . . .	276	137	1	1	—	11	426
Williamstown . . . . .	1977	673	6	7	—	29	2692
Windsor . . . . .	109	55	—	—	—	—	164
Totals . . . . .	33098	18024	179	105	—	1178	52584

## Bristol County

Acushnet . . . . .	1306	1494	6	2	—	26	2834
ATTLEBORO . . . . .	6791	3322	14	11	—	116	10254
Berkley . . . . .	365	177	1	2	—	10	555
Dartmouth . . . . .	4339	3010	18	8	—	88	7463
Dighton . . . . .	907	595	3	2	—	20	1527
Easton . . . . .	3088	951	6	7	—	37	4089
Fairhaven . . . . .	3584	2594	7	9	—	51	6245
FALL RIVER . . . . .	18135	20012	104	99	—	979	39329
Freetown . . . . .	737	453	3	1	—	21	1215
Mansfield . . . . .	2254	1015	7	8	—	37	3321
NEW BEDFORD . . . . .	19391	20633	120	106	4	783	41037
North Attleborough . . . . .	3788	1943	10	11	—	65	5817
Norton . . . . .	1631	679	5	4	—	28	2347
Raynham . . . . .	1692	691	5	6	—	33	2427
Rehoboth . . . . .	1160	702	1	8	—	23	1894
Seekonk . . . . .	2196	1345	8	9	—	57	3615
Somerset . . . . .	3582	2761	12	11	—	69	6435
Swansea . . . . .	2781	1856	9	7	—	55	4708
TAUNTON . . . . .	7969	6580	24	26	—	312	14911
Westport . . . . .	1933	1327	6	5	—	39	3310
Totals . . . . .	87629	72140	369	342	4	2849	163333

## Dukes County

Chilmark . . . . .	99	29	—	1	—	4	133
Edgartown . . . . .	471	160	—	—	—	13	644
Gay Head . . . . .	25	23	—	—	—	2	50
Gosnold . . . . .	29	8	—	—	—	1	38
Oak Bluffs . . . . .	414	165	—	5	—	11	595
Tisbury . . . . .	663	285	3	3	—	7	961
West Tisbury . . . . .	145	56	—	1	—	4	206
Totals . . . . .	1846	726	3	10	—	42	2627

## Essex County

Amesbury . . . . .	2851	1257	32	11	—	178	4329
Andover . . . . .	6906	1985	10	16	—	47	8964
BEVERLY . . . . .	10344	4660	28	36	1	155	15224
Boxford . . . . .	1175	135	1	3	—	8	1322
Danvers . . . . .	6553	2846	12	15	—	83	9509
Essex . . . . .	794	231	6	3	—	12	1046
Georgetown . . . . .	1446	396	3	5	—	14	1864
GLOUCESTER . . . . .	6485	3283	12	21	1	113	9915
Groveland . . . . .	1327	476	1	1	—	11	1816

Governor — Continued

Essex County — Concluded

Cities and Towns	John A. Volpe of Winchester Republican	Edward J. McCornack, Jr., of Boston, Democratic	Henning A. Blomen of Somerville Socialist Labor	John Charles Hedges of Needham Prohibition	All Others	Blanks	Total Ballots
Hamilton	2063	434	3	9	—	27	2536
HAVERHILL	11392	6906	53	42	—	312	18705
Ipswich	2788	1245	6	6	—	53	4098
LAWRENCE	13194	15027	119	107	—	546	28993
LYNN	20533	16588	149	101	—	542	37913
Lynnfield	3775	814	2	9	—	18	4618
Manchester	1570	439	2	3	—	18	2032
Marblehead	7853	1819	16	23	—	86	9797
Merrimac	1102	374	2	6	—	10	1494
Methuen	7885	5534	40	46	—	149	13654
Middleton	858	378	4	5	—	16	1261
Nahant	1237	540	2	6	—	11	1796
Newbury	1225	260	—	4	—	17	1506
NEWBURYPORT	3674	1707	44	11	—	252	5688
North Andover	3788	1852	9	24	1	51	5725
PEABODY	9273	7612	61	38	—	304	17288
Rockport	1996	480	6	9	—	27	2518
Rowley	815	253	2	1	—	11	1082
SALEM	7611	9218	59	39	—	308	17235
Salisbury	973	510	5	—	—	30	1518
Saugus	6614	2899	27	37	—	71	9648
Swampscott	4564	1543	11	10	—	128	6256
Topsfield	1519	202	1	4	—	18	1744
Wenham	1180	206	1	4	—	18	1409
West Newbury	707	169	1	2	—	10	889
Totals	156070	92278	730	657	3	3654	253392

Franklin County

Ashfield	372	61	—	—	—	3	436
Bernardston	395	89	1	1	—	5	491
Buckland	506	178	1	—	—	10	695
Charlemont	264	57	1	1	—	6	329
Colrain	310	147	—	—	—	10	467
Conway	276	69	1	1	—	1	348
Deerfield	821	489	—	—	—	23	1333
Erving	311	174	1	—	—	7	493
Gill	269	100	2	1	—	5	377
Greenfield	4521	2065	31	10	—	142	6769
Hawley	57	13	—	—	—	—	70
Heath	86	12	—	3	—	2	103
Leverett	235	52	4	1	—	3	295
Leyden	86	40	1	—	—	3	130
Monroe	50	17	—	—	—	1	68
Montague	1956	1361	5	3	—	43	3368
New Salem	141	33	—	—	—	3	177
Northfield	710	176	—	4	—	9	899
Orange	1673	383	2	4	—	17	2079
Rowe	97	35	—	—	—	2	134
Shelburne	610	150	1	—	—	8	769
Shutesbury	81	60	1	—	1	1	144
Sunderland	305	209	1	—	—	7	522
Warwick	138	29	—	—	—	2	169
Wendell	49	47	—	—	—	1	97
Whately	281	150	—	—	—	11	442
Totals	14600	6195	53	29	1	326	21204

Hampden County

Agawam	4627	2083	17	8	—	68	6803
Blandford	216	69	1	—	—	2	288
Brimfield	400	194	—	—	—	6	600
Chester	196	142	—	—	—	5	343
CHICOPEE	10687	9505	78	40	—	259	20569
East Longmeadow	3381	889	12	5	—	80	4367
Granville	279	69	—	2	—	2	352
Hampden	837	260	3	3	—	5	1108
Holland	193	114	2	1	—	—	310
HOLYOKE	9431	8021	168	61	—	823	18504
Longmeadow	5042	921	13	6	—	33	6015
Ludlow	3031	2400	19	18	2	62	5532
Monson	1357	818	5	4	—	21	2205
Montgomery	122	37	1	1	—	3	164
Palmer	2200	2096	10	11	2	53	4372
Russell	273	162	2	3	—	3	443

## Governor — Continued

## Hampden County — Continued

Cities and Towns	John A. Volpe of Winchester Republican	Edward J. McCormack, Jr., of Boston, Democratic	Henning A. Blomen of Somerville Socialist Labor	John Charles Hedges of Needham Prohibition	All Others	Blanks	Total Ballots
Southwick . . . . .	1166	594	6	7	—	16	1789
SPRINGFIELD . . . . .	31150	16781	398	111	—	2089	50529
Tolland . . . . .	34	25	—	—	—	1	60
Wales . . . . .	154	103	1	3	—	—	261
West Springfield . . . . .	6119	2919	68	36	—	174	9316
WESTFIELD . . . . .	5581	3942	20	10	—	107	9660
Wilbraham . . . . .	2787	898	2	7	—	24	3718
Totals . . . . .	89263	53042	826	337	4	3836	147308

## Hampshire County

Amherst . . . . .	2731	1103	15	10	—	43	3902
Belchertown . . . . .	1017	494	5	3	—	14	1533
Chesterfield . . . . .	199	41	—	—	—	3	243
Cummington . . . . .	216	53	1	1	—	3	274
Easthampton . . . . .	2856	2375	20	8	—	83	5342
Goshen . . . . .	167	49	—	—	—	3	219
Granby . . . . .	1055	456	—	—	—	10	1521
Hadley . . . . .	731	659	1	2	—	26	1419
Hatfield . . . . .	519	550	—	1	—	17	1087
Huntington . . . . .	336	226	—	—	—	1	566
Middlefield . . . . .	75	24	1	—	—	1	101
NORTHAMPTON . . . . .	6177	3875	18	14	—	118	10202
Pelham . . . . .	248	93	1	—	—	5	347
Plainfield . . . . .	81	28	—	—	—	—	109
South Hadley . . . . .	3804	1934	14	11	1	50	5814
Southampton . . . . .	673	351	2	5	—	14	1045
Ware . . . . .	1813	1939	9	6	—	71	3838
Westhampton . . . . .	212	59	—	1	—	1	273
Williamsburg . . . . .	652	210	6	2	—	8	878
Worthington . . . . .	204	51	—	1	—	2	258
Totals . . . . .	23766	14570	93	68	1	473	38971

## Middlesex County

Acton . . . . .	3180	599	2	4	—	23	3808
Arlington . . . . .	16610	8009	55	57	1	211	24943
Ashby . . . . .	544	179	6	2	—	4	735
Ashland . . . . .	1998	892	2	9	—	24	2925
Ayer . . . . .	887	553	2	2	—	16	1460
Bedford . . . . .	3018	834	9	12	—	27	3900
Belmont . . . . .	10479	3664	29	19	—	130	14321
Billerica . . . . .	4517	2686	7	15	—	63	7288
Boxborough . . . . .	371	86	1	—	—	—	458
Burlington . . . . .	4760	2068	13	12	1	46	6900
CAMBRIDGE . . . . .	18088	17103	181	100	—	658	36130
Carlisle . . . . .	773	105	3	—	—	8	889
Chelmsford . . . . .	6422	2546	16	15	—	45	9044
Concord . . . . .	4638	1152	24	10	—	65	5889
Dracut . . . . .	3317	3074	23	13	2	88	6517
Dunstable . . . . .	319	89	2	2	—	—	412
EVERETT . . . . .	11126	6781	124	27	—	625	18683
Framingham . . . . .	13194	6209	21	24	—	173	19621
Groton . . . . .	1318	450	—	3	—	12	1783
Holliston . . . . .	2477	730	1	2	—	19	3229
Hopkinton . . . . .	1357	656	1	5	—	20	2039
Hudson . . . . .	3213	1903	8	11	—	43	5178
Lexington . . . . .	9458	2587	50	28	—	201	12324
Lincoln . . . . .	1704	302	6	9	—	18	2039
Littleton . . . . .	1412	521	3	—	—	12	1948
LOWELL . . . . .	17172	18808	123	90	—	618	36811
MALDEN . . . . .	14124	8538	53	56	—	319	23090
MARLBOROUGH . . . . .	5714	3394	4	16	—	117	9245
Maynard . . . . .	2021	1411	10	4	1	69	3516
MEDFORD . . . . .	17851	9089	49	49	—	366	27404
MELROSE . . . . .	10269	2768	26	28	—	187	13278
Natick . . . . .	7845	3142	46	22	—	313	11368
NEWTON . . . . .	28109	12264	110	80	5	390	40958
North Reading . . . . .	2690	987	6	8	—	21	3712
Pepperell . . . . .	1149	542	2	—	—	23	1716
Reading . . . . .	7059	1612	11	25	—	52	8759
Sherborn . . . . .	937	152	—	6	—	11	1106
Shirley . . . . .	625	422	1	1	—	20	1069
SOMERVILLE . . . . .	17788	15482	131	66	—	579	34046
Stoneham . . . . .	5720	2160	21	14	—	75	7990
Stow . . . . .	926	279	1	1	—	15	1222

Governor — Continued

Middlesex County — Continued

Cities and Towns	John A. Volpe of Winchester Republican	Edward J. McCormack, Jr., of Boston, Democratic	Henning A. Blomen of Somerville Socialist Labor	John Charles Hedges of Needham Prohibition	All Others	Blanks	Total Blanks
Sudbury . . . . .	3246	683	14	7	-	47	3997
- Tewksbury . . . . .	3688	2054	9	3	-	30	5784
Townsend . . . . .	1025	388	3	2	-	10	1428
Tyngsborough . . . . .	800	598	8	5	-	9	1420
Wakefield . . . . .	7813	3111	14	23	-	103	11064
- WALTHAM . . . . .	12110	6878	129	58	-	362	19537
- Watertown . . . . .	10250	5724	40	37	-	215	16266
Wayland . . . . .	3986	945	7	11	-	22	4971
- Westford . . . . .	1924	1262	4	4	-	22	3216
Weston . . . . .	3939	514	11	7	2	19	4492
Wilmington . . . . .	3475	1745	5	6	1	51	5283
Winchester . . . . .	7561	1545	19	13	-	88	9226
WOBURN . . . . .	7962	4910	75	39	-	254	13240
Totals . . . . .	332958	175185	1521	1062	13	6938	517677

Nantucket County

Nantucket . . . . .	942	370	1	7	-	49	1369
---------------------	-----	-----	---	---	---	----	------

Norfolk County

Avon . . . . .	1376	579	1	3	-	18	1977
Bellingham . . . . .	1777	1786	12	8	-	31	3614
Braintree . . . . .	9978	4668	17	70	2	112	14847
Brookline . . . . .	16001	8329	133	42	-	535	25040
Canton . . . . .	4193	2139	9	10	-	52	6403
Cohasset . . . . .	2392	581	5	6	-	28	3012
Dedham . . . . .	7574	3800	24	23	-	117	11538
Dover . . . . .	1610	214	3	6	2	13	1848
Foxborough . . . . .	2937	1004	5	8	-	23	3977
Franklin . . . . .	3381	2004	3	9	-	71	5468
Holbrook . . . . .	2702	1305	6	14	-	17	4044
Medfield . . . . .	2087	531	2	5	1	22	2648
Medway . . . . .	1598	944	6	5	-	28	2581
Millis . . . . .	1365	576	3	1	-	22	1967
Milton . . . . .	9170	4886	12	33	-	133	14234
Needham . . . . .	10717	2306	18	62	-	97	13200
Norfolk . . . . .	891	335	2	7	-	7	1242
Norwood . . . . .	7590	4289	22	26	-	126	12053
Plainville . . . . .	1106	346	2	4	-	19	1477
QUINCY . . . . .	22867	14992	99	154	-	439	38551
Randolph . . . . .	5461	3577	15	10	-	74	9137
Sharon . . . . .	3255	1472	11	18	-	25	4781
Stoughton . . . . .	4709	2377	13	16	-	71	7186
Walpole . . . . .	4483	1745	11	14	-	47	6300
Wellesley . . . . .	9952	2009	16	28	1	113	12119
Westwood . . . . .	4460	1057	7	4	-	33	5561
Weymouth . . . . .	12962	6754	39	91	-	162	20008
Wrentham . . . . .	1394	501	7	7	-	12	1921
Totals . . . . .	157988	75106	503	684	6	2447	236734

Plymouth County

Abington . . . . .	3164	1306	8	8	-	39	4525
Bridgewater . . . . .	2338	1091	11	13	-	53	3506
BROCKTON . . . . .	19493	10509	64	54	-	309	30429
Carver . . . . .	505	269	1	-	-	14	789
Duxbury . . . . .	2276	354	3	3	-	23	2659
East Bridgewater . . . . .	2032	706	5	7	-	24	2774
Halifax . . . . .	644	365	1	3	-	10	1023
Hanover . . . . .	2185	673	5	7	-	23	2893
Hanson . . . . .	1441	561	2	8	-	20	2032
Hingham . . . . .	5620	1472	15	9	-	55	7171
Hull . . . . .	1798	1443	3	19	-	39	3302
Kingston . . . . .	1398	624	4	4	-	39	2069
Lakeville . . . . .	1012	432	3	2	-	13	1462
Marion . . . . .	1066	250	3	1	-	14	1334
Marshfield . . . . .	2910	1304	3	8	-	40	4265
Mattapoisett . . . . .	1243	418	-	3	-	13	1677
Middleborough . . . . .	3174	1151	10	9	-	55	4399
Norwell . . . . .	2144	534	3	5	-	23	2709
Pembroke . . . . .	2084	821	3	8	-	24	2940
Plymouth . . . . .	3947	2467	11	6	-	100	6531
Plympton . . . . .	275	90	2	2	-	3	372
Rochester . . . . .	460	160	-	1	1	4	626
Rockland . . . . .	2964	1884	5	8	-	54	4915

## Governor — Continued

## Plymouth County — Continued

Cities and Towns	John A. Volpe of Winchester Republican	Edward J. McCormack, Jr., of Boston, Democratic	Henning A. Blomen of Somerville Socialist Labor	John Charles Hedges of Needham Prohibition	All Others	Blanks	Total Ballots
Scituate . . . . .	4252	1549	9	16	—	54	5880
Wareham . . . . .	2210	1087	2	7	—	76	3382
West Bridgewater . . . . .	1779	423	8	10	—	22	2233
Whitman . . . . .	3096	1139	2	11	—	31	4279
Totals . . . . .	75501	33082	186	232	1	1174	110176

## Suffolk County

BOSTON . . . . .	110127	100064	1375	467	—	8429	220462
CHELSEA . . . . .	5630	5863	35	26	—	327	11881
REVERE . . . . .	10365	7248	66	43	—	319	18041
WINTHROP . . . . .	5253	3129	55	11	—	148	8596
Totals . . . . .	131375	116304	1531	547	—	9223	258980

## Worcester County

Ashburnham . . . . .	822	358	1	—	—	14	1195
Athol . . . . .	3163	1279	5	6	—	61	4514
Auburn . . . . .	4076	1934	14	9	—	57	6090
Barre . . . . .	967	531	3	1	—	28	1530
Berlin . . . . .	564	126	—	1	—	3	694
Blackstone . . . . .	859	1379	8	7	—	24	2277
Bolton . . . . .	506	132	—	1	—	4	643
Boylston . . . . .	855	235	1	3	—	8	1102
Brookfield . . . . .	526	165	3	2	—	9	705
Charlton . . . . .	902	434	3	—	—	16	1355
Clinton . . . . .	2832	2086	7	11	—	84	5020
Douglas . . . . .	743	529	1	7	—	13	1293
Dudley . . . . .	1499	1143	2	4	1	30	2679
East Brookfield . . . . .	469	199	—	1	—	10	679
FITCHBURG . . . . .	9141	6673	35	19	—	228	16096
GARDNER . . . . .	4158	3183	14	9	—	124	7488
Grafton . . . . .	2349	1460	4	1	—	39	3853
Hardwick . . . . .	502	462	4	2	—	19	989
Harvard . . . . .	886	177	1	2	—	16	1082
Holden . . . . .	4362	741	3	6	—	37	5149
Hopedale . . . . .	1391	631	—	—	—	18	2040
Hubbardston . . . . .	400	152	4	2	—	9	567
Lancaster . . . . .	1171	321	2	2	—	12	1508
Leicester . . . . .	1926	1229	8	8	—	36	3207
LEOMINSTER . . . . .	7355	4040	17	10	—	136	11558
Lunenburg . . . . .	1974	763	3	—	—	30	2770
Mendon . . . . .	694	285	—	5	—	3	987
Millford . . . . .	4079	3839	10	10	—	120	8058
Millbury . . . . .	2453	1761	2	3	1	45	4265
Millville . . . . .	241	446	1	4	—	9	701
New Braintree . . . . .	129	54	—	—	—	1	184
North Brookfield . . . . .	1016	680	4	4	—	25	1729
Northborough . . . . .	2230	608	2	5	—	10	2855
Northbridge . . . . .	2388	1677	37	17	—	153	4272
Oakham . . . . .	204	61	—	—	—	5	270
Oxford . . . . .	2122	1178	6	8	—	34	3348
Paxton . . . . .	973	263	4	2	—	7	1249
Petersham . . . . .	347	76	—	2	—	3	428
Phillipston . . . . .	169	81	1	—	—	—	251
Princeton . . . . .	494	93	1	—	—	5	593
Royalston . . . . .	179	78	—	—	—	4	261
Rutland . . . . .	729	249	3	4	—	6	991
Shrewsbury . . . . .	5299	2103	7	7	—	62	7478
Southborough . . . . .	1508	425	4	4	—	17	1958
Southbridge . . . . .	4182	3048	14	3	2	105	7354
Spencer . . . . .	1948	1362	4	8	3	53	3378
Sterling . . . . .	1051	285	4	2	—	5	1347
Sturbridge . . . . .	1153	579	4	—	1	14	1751
Sutton . . . . .	1010	506	—	9	—	8	1533
Templeton . . . . .	1245	658	6	3	—	15	1927
Upton . . . . .	973	389	3	4	—	32	1401
Uxbridge . . . . .	1793	1533	8	3	—	44	3381
Warren . . . . .	777	764	4	5	—	33	1583
Webster . . . . .	3193	2786	14	12	—	83	6088
West Boylston . . . . .	1912	472	4	3	—	11	2402
West Brookfield . . . . .	677	286	4	2	—	6	975
Westborough . . . . .	2919	784	5	5	—	22	3735
Westminster . . . . .	1150	464	5	1	—	22	1642
Winchendon . . . . .	1448	827	2	1	—	27	2305
WORCESTER . . . . .	41768	28404	175	102	23	1025	71497
Totals . . . . .	146851	87466	481	352	31	3079	238260

Governor — Concluded

Aggregate of Votes

Cities and Towns	John A. Volpe of Winchester Republican	Edward J. McCormack, Jr., of Boston, Democratic	Henning A. Blomen of Somerville Socialist Labor	John Charles Hedges of Needham Prohibition	All Others	Blanks	Total Ballots
BARNSTABLE . . . . .	25471	8232	63	62	2	381	34211
BERKSHIRE . . . . .	33098	18024	179	105	-	1178	52584
BRISTOL . . . . .	87629	72140	369	342	4	2849	163333
DUKES COUNTY . . . . .	1846	726	3	10	-	42	2627
ESSEX . . . . .	156070	92278	730	657	3	3654	253392
FRANKLIN . . . . .	14600	6195	53	29	1	326	21204
HAMDEN . . . . .	89263	53042	826	337	4	3836	147308
HAMPSHIRE . . . . .	23766	14570	93	68	1	473	38971
MIDDLESEX . . . . .	332958	175185	1521	1062	13	6938	517677
NANTUCKET . . . . .	942	370	1	7	-	49	1369
NORFOLK . . . . .	157988	75106	503	684	6	2447	236734
PLYMOUTH . . . . .	75501	33082	186	232	1	1174	110176
SUFFOLK . . . . .	131375	116304	1531	547	-	9223	258980
WORCESTER . . . . .	146851	87466	481	352	31	3079	238260
Totals . . . . .	1277358	752720	6539	4494	66	35649	2076826

703,078

Lieutenant Governor

Barnstable County

Cities and Towns	Joseph E. McGuire of Worcester, Democratic	Francis W. Sargent of Dover, Republican	Grace F. Luder of Waltham, Prohibition	Francis A. Votano of Lynn, Socialist Labor	All Others	Blanks	Total Ballots
Barnstable . . . . .	1586	5870	16	15	-	170	7657
Bourne . . . . .	735	1904	8	7	-	73	2727
Brewster . . . . .	117	689	-	2	-	13	821
Chatham . . . . .	275	1760	4	4	-	35	2078
Dennis . . . . .	492	2099	7	3	-	52	2653
Eastham . . . . .	133	747	1	1	-	22	904
Falmouth . . . . .	1792	3577	11	14	-	185	5579
Harwich . . . . .	408	1975	6	12	-	39	2430
Mashpee . . . . .	123	225	3	2	-	14	367
Orleans . . . . .	105	1489	3	-	-	22	1619
Provincetown . . . . .	427	671	4	9	-	26	1137
Sandwich . . . . .	288	865	2	1	-	29	1185
Truro . . . . .	89	279	1	3	-	7	379
Wellfleet . . . . .	115	536	1	4	-	20	676
Yarmouth . . . . .	840	3084	7	4	-	64	3999
Totals . . . . .	7525	25770	74	71	-	771	34211

Berkshire County

Adams . . . . .	2579	2152	26	22	-	172	4951
Alford . . . . .	18	82	-	1	-	6	107
Becket . . . . .	44	169	4	3	-	29	249
Cheshire . . . . .	397	458	2	1	-	22	880
Clarksburg . . . . .	247	354	2	1	-	15	619
Dalton . . . . .	968	1576	6	3	-	44	2597
Egremont . . . . .	57	321	3	-	-	13	394
Florida . . . . .	83	125	-	-	-	20	228
Great Barrington . . . . .	1013	1304	8	15	-	112	2452
Hancock . . . . .	44	117	-	2	-	12	175
Hinsdale . . . . .	229	259	1	2	-	14	505
Lanesborough . . . . .	415	568	7	-	-	24	1014
Lee . . . . .	552	906	9	12	-	299	1778
Lenox . . . . .	470	933	5	19	-	116	1543
Monterey . . . . .	51	166	3	2	-	9	231
Mount Washington . . . . .	3	21	-	-	-	1	25
New Ashford . . . . .	15	50	-	1	-	1	67
New Marlborough . . . . .	52	203	1	1	-	5	262
NORTH ADAMS . . . . .	3441	3476	13	58	-	270	7258
Otis . . . . .	42	113	1	-	-	32	188
Peru . . . . .	15	51	1	-	-	2	69
PITTSFIELD . . . . .	7484	10093	97	222	-	3359	21255
Richmond . . . . .	90	282	1	1	-	11	385
Sandisfield . . . . .	67	72	-	-	-	7	146

## Lieutenant Governor — Continued

## Berkshire County — Continued

Cities and Towns	Joseph E. McGuire of Worcester, Democratic	Francis W. Sargent of Dover, Republican	Grace F. Luder of Waltham, Prohibition	Francis A. Votano of Lynn, Socialist Labor	All Others	Blanks	Total Ballots
Savoy . . . . .	44	49	1	—	—	5	99
Sheffield . . . . .	164	570	3	5	—	20	762
Stockbridge . . . . .	225	583	5	4	—	21	838
Tyringham . . . . .	23	88	—	—	—	—	116
Washington . . . . .	37	67	1	3	—	1	109
West Stockbridge . . . . .	152	248	2	2	—	22	426
Williamstown . . . . .	740	1871	6	8	—	67	2692
Windsor . . . . .	46	112	—	1	—	5	164
Totals . . . . .	19812	27439	208	389	—	4736	52584

## Bristol County

Acushnet . . . . .	1686	1036	8	11	—	93	2834
ATTLEBORO . . . . .	3919	5931	36	24	—	344	10254
Berkley . . . . .	182	339	2	4	—	28	555
Dartmouth . . . . .	3090	4020	19	32	—	302	7463
Dighton . . . . .	658	812	3	1	—	53	1527
Easton . . . . .	1121	2877	9	3	—	79	4089
Fairhaven . . . . .	2561	3202	18	20	—	144	6245
FALL RIVER . . . . .	23802	12224	176	283	—	2844	39329
Freetown . . . . .	475	698	4	4	—	34	1215
Mansfield . . . . .	1170	2037	12	11	—	91	3321
NEW BEDFORD . . . . .	22390	16334	149	259	—	1905	41037
North Attleborough . . . . .	2250	3323	12	19	—	213	5817
Norton . . . . .	792	1469	2	3	—	81	2347
Raynham . . . . .	768	1543	6	11	—	99	2427
Rehoboth . . . . .	698	1145	11	4	—	36	1894
Seekonk . . . . .	1498	2010	11	13	—	83	3615
Somerset . . . . .	3223	2933	17	20	—	242	6435
Swansea . . . . .	2196	2322	15	16	—	159	4708
TAUNTON . . . . .	7759	6064	43	59	—	986	14911
Westport . . . . .	1441	1715	9	16	—	129	3310
Totals . . . . .	81979	72034	562	813	—	7945	163333

## Dukes County

Chilmark . . . . .	17	110	1	—	—	5	133
Edgartown . . . . .	125	488	2	6	—	23	644
Gay Head . . . . .	22	22	1	—	—	5	50
Gosnold . . . . .	10	27	—	—	—	1	38
Oak Bluffs . . . . .	162	390	4	1	—	38	595
Tisbury . . . . .	252	660	5	1	—	43	961
West Tisbury . . . . .	51	145	1	—	—	9	206
Totals . . . . .	639	1842	14	8	—	124	2677

## Essex County

Amesbury . . . . .	1171	2192	29	50	—	887	4329
Andover . . . . .	2254	6510	19	20	—	161	8964
BEVERLY . . . . .	5095	9501	42	72	—	514	15224
Boxford . . . . .	152	1144	4	1	—	21	1322
Danvers . . . . .	3273	5952	20	25	—	239	9509
Essex . . . . .	208	812	4	5	—	17	1046
Georgetown . . . . .	419	1389	4	5	—	47	1864
GLOUCESTER . . . . .	3347	6158	16	27	—	367	9915
Groveland . . . . .	559	1203	4	4	—	46	1816
Hamilton . . . . .	459	2012	4	9	—	52	2536
HAVERHILL . . . . .	8640	8821	64	156	—	1024	18705
Ipswich . . . . .	1293	2634	9	6	—	156	4098
LAWRENCE . . . . .	17424	9636	137	582	—	1214	28993
LYNN . . . . .	19372	16333	125	669	—	1414	37913
Lynnfield . . . . .	943	3573	11	14	—	77	4618
Manchester . . . . .	424	1566	3	3	—	36	2032
Marblehead . . . . .	1908	7617	18	25	—	229	9797
Merrimac . . . . .	420	1016	5	1	—	52	1494
Methuen . . . . .	6331	6659	65	186	—	413	13654
Middleton . . . . .	381	831	3	7	—	39	1261
Nahant . . . . .	691	1025	8	26	—	46	1796
Newbury . . . . .	258	1200	1	4	—	43	1506
NEWBURYPORT . . . . .	1487	2992	27	43	—	1139	5688
North Andover . . . . .	2246	3273	24	40	—	142	5725
PEABODY . . . . .	8608	7710	67	167	—	736	17288
Rockport . . . . .	460	1950	19	10	—	79	2518
Rowley . . . . .	232	818	3	4	—	25	1082
SALEM . . . . .	9919	6325	55	133	—	803	17235
Salisbury . . . . .	429	1003	7	11	—	68	1518



Lieutenant Governor — Continued

Essex County — Concluded

Cities and Towns	Joseph E. McGuire of Worcester, Democratic	Francis W. Sargent of Dover, Republican	Grace J. Luder of Waltham, Prohibition	Francis A. Votano of Lynn, Socialist Labor	All Others	Blanks	Total Ballots
Saugus . . . . .	3598	5697	30	118	—	205	9648
Swampscott . . . . .	1469	3858	29	39	—	861	6256
Topsfield . . . . .	212	1498	3	3	—	28	1744
Wenham . . . . .	177	1207	7	3	—	15	1409
West Newbury . . . . .	163	691	—	3	—	32	889
Totals . . . . .	104022	134806	866	2471	—	11227	253392

Franklin County

Ashfield . . . . .	54	372	—	2	—	8	436
Bernardston . . . . .	82	395	1	1	—	12	491
Buckland . . . . .	183	475	2	1	—	34	695
Charlemont . . . . .	60	256	3	—	—	10	329
Colrain . . . . .	146	306	—	—	—	15	467
Conway . . . . .	70	269	1	—	—	8	348
Deerfield . . . . .	541	746	1	1	—	44	1333
Erving . . . . .	190	282	2	—	—	19	493
Gill . . . . .	91	272	2	—	—	12	377
Greenfield . . . . .	2045	4032	25	49	—	618	6769
Hawley . . . . .	9	61	—	—	—	—	70
Heath . . . . .	12	89	1	—	—	1	103
Leverett . . . . .	44	240	—	3	—	8	295
Leyden . . . . .	35	84	1	1	—	9	130
Monroe . . . . .	27	36	1	—	—	4	68
Montague . . . . .	1597	1615	13	9	—	134	3368
New Salem . . . . .	35	140	—	—	—	2	177
Northfield . . . . .	178	700	4	—	—	17	899
Orange . . . . .	494	1512	4	3	—	66	2079
Rowe . . . . .	25	102	1	1	—	5	134
Shelburne . . . . .	145	597	1	1	—	25	769
Shutesbury . . . . .	60	80	1	1	—	2	144
Sunderland . . . . .	217	289	—	1	—	15	522
Warwick . . . . .	26	138	—	—	—	5	169
Wendell . . . . .	45	48	—	—	—	4	97
Whately . . . . .	160	258	1	4	—	19	442
Totals . . . . .	6571	13394	65	78	—	1096	21204

Hampden County

Agawam . . . . .	3107	3456	12	49	—	179	6803
Blandford . . . . .	62	224	—	1	—	1	288
Brimfield . . . . .	205	374	2	1	—	18	600
Chester . . . . .	127	200	—	1	—	15	343
CHICOPEE . . . . .	11511	8058	73	149	—	778	20569
East Longmeadow . . . . .	941	3047	8	19	—	352	4367
Granville . . . . .	70	273	1	—	—	8	352
Hampden . . . . .	291	789	2	7	—	19	1108
Holland . . . . .	125	174	1	1	—	9	310
HOLYOKE . . . . .	7515	7112	107	226	—	3544	18504
Longmeadow . . . . .	1072	4786	16	18	—	123	6015
Ludlow . . . . .	2908	2368	27	37	—	192	5532
Monson . . . . .	883	1240	5	10	—	67	2205
Montgomery . . . . .	34	123	1	1	—	5	164
Palmer . . . . .	2351	1809	17	18	—	177	4372
Russell . . . . .	159	270	1	1	—	12	443
Southwick . . . . .	694	1052	7	4	—	32	1789
SPRINGFIELD . . . . .	17089	24190	202	572	—	8476	50529
Tolland . . . . .	19	40	—	—	—	1	60
Wales . . . . .	115	138	1	2	—	5	261
West Springfield . . . . .	3066	5123	55	102	—	970	9316
WESTFIELD . . . . .	4206	5091	16	45	—	302	9660
Wilbraham . . . . .	1016	2629	7	5	—	61	3718
Totals . . . . .	57566	72566	561	1269	—	15346	147308

Hampshire County

Amherst . . . . .	950	2805	8	27	—	112	3902
Belchertown . . . . .	592	904	3	5	—	29	1533
Chesterfield . . . . .	33	206	1	—	—	3	243
Cummington . . . . .	37	227	2	—	—	8	274
Easthampton . . . . .	2463	2610	19	33	—	217	5342
Goshen . . . . .	46	167	1	—	—	5	219
Granby . . . . .	538	947	2	5	—	29	1521
Hadley . . . . .	687	661	4	3	—	64	1419
Hatfield . . . . .	578	452	2	2	—	53	1087
Huntington . . . . .	218	329	2	2	—	15	566

## Lieutenant Governor — Continued

## Hampshire County — Continued

Cities and Towns	Joseph E. McGuire of Worcester, Democratic	Francis W. Sargent of Dover, Republican	Grace F. Luder of Waltham, Prohibition	Francis A. Votano of Lynn, Socialist Labor	All Others	Blanks	Total Ballots
Middlefield . . . . .	28	70	1	—	—	2	101
NORTHAMPTON . . . . .	4443	5289	20	48	—	402	10202
Pelham . . . . .	81	254	1	1	—	10	347
Plainfield . . . . .	24	82	—	—	—	3	109
South Hadley . . . . .	2368	3271	13	24	—	138	5814
Southampton . . . . .	387	630	2	2	—	24	1045
Ware . . . . .	2170	1490	16	13	—	149	3838
Westhampton . . . . .	48	220	—	—	—	5	273
Williamsburg . . . . .	246	603	1	4	—	24	878
Worthington . . . . .	60	188	1	—	—	9	258
Totals . . . . .	15997	21405	99	169	—	1301	38971

## Middlesex County

Acton . . . . .	676	3055	9	12	—	56	3808
Arlington . . . . .	10393	13696	84	153	—	617	24943
Ashby . . . . .	207	496	4	3	—	25	735
Ashland . . . . .	1091	1747	6	8	—	73	2925
Ayer . . . . .	617	791	4	13	—	35	1460
Bedford . . . . .	926	2888	13	14	—	59	3900
Belmont . . . . .	4432	9439	45	68	—	337	14321
Billerica . . . . .	3190	3907	23	26	—	142	7288
Boxborough . . . . .	81	369	3	—	—	5	458
Burlington . . . . .	2633	4062	36	25	—	139	6900
CAMBRIDGE . . . . .	18816	15075	168	369	—	1702	36130
Carlisle . . . . .	103	767	2	1	—	16	889
Chelmsford . . . . .	3013	5855	22	27	—	127	9044
Concord . . . . .	1076	4299	12	25	—	477	5889
Dracut . . . . .	3385	2841	33	36	—	222	6517
Dunstable . . . . .	125	277	—	1	—	9	412
EVERETT . . . . .	6869	7517	190	457	—	3740	18683
Frammingham . . . . .	7352	11678	30	56	—	505	19621
Groton . . . . .	496	1245	6	3	—	33	1783
Holliston . . . . .	837	2303	6	6	—	77	3229
Hopkinton . . . . .	712	1269	4	4	—	50	2039
Hudson . . . . .	2476	2550	14	12	—	126	5178
Lexington . . . . .	2506	8712	49	71	—	986	12324
Lincoln . . . . .	299	1692	10	4	—	34	2039
Littleton . . . . .	575	1324	6	3	—	40	1948
LOWELL . . . . .	21337	13707	187	192	—	1388	36811
MALDEN . . . . .	10612	11053	72	312	—	1041	23090
MARLBOROUGH . . . . .	4164	4724	23	45	—	289	9245
Maynard . . . . .	1647	1687	25	21	—	136	3516
MEDFORD . . . . .	12769	13012	86	353	—	1184	27404
MELROSE . . . . .	2884	8902	43	73	—	1376	13278
Natick . . . . .	3013	7073	59	71	—	1152	11368
NEWTON . . . . .	12843	26522	154	211	—	1228	40958
North Reading . . . . .	1104	2509	12	16	—	71	3712
Pepperell . . . . .	607	1053	3	3	—	50	1716
Reading . . . . .	2039	6544	28	18	—	130	8759
Sherborn . . . . .	122	958	—	5	—	21	1106
Shirley . . . . .	486	530	1	2	—	50	1069
SOMERVILLE . . . . .	19674	12251	142	535	—	1444	34046
Stoneham . . . . .	2833	4860	19	59	—	219	7990
Stow . . . . .	303	889	2	1	—	27	1222
Sudbury . . . . .	675	2970	11	18	—	323	3997
Tewksbury . . . . .	2581	3069	17	17	—	100	5784
Townsend . . . . .	431	943	7	5	—	42	1428
Tyngsborough . . . . .	636	735	6	9	—	34	1420
Wakefield . . . . .	3867	6853	22	54	—	268	11064
WALTHAM . . . . .	7103	9314	153	203	—	2764	19537
Watertown . . . . .	7078	8366	96	206	—	520	16266
Wayland . . . . .	1045	3816	12	14	—	84	4971
Westford . . . . .	1350	1757	6	4	—	69	3216
Weston . . . . .	588	3836	7	11	—	50	4492
Wilmington . . . . .	2012	3114	10	20	—	127	5283
Winchester . . . . .	1843	6509	31	44	—	799	9226
WOBURN . . . . .	5110	5863	102	139	—	2026	13240
Totals . . . . .	203677	281273	2025	4058	—	26644	517677

## Nantucket County

Nantucket . . . . .	301	983	5	—	—	80	1369
---------------------	-----	-----	---	---	---	----	------

Lieutenant Governor — Continued

Norfolk County

Cities and Towns	Joseph E. McGuire of Worcester, Democratic	Francis W. Sargent of Dover, Republican	Grace F. Lader of Waltham, Prohibition	Francis A. Votano of Lynn, Socialist Labor	All Others	Blanks	Total Ballots
Avon . . . . .	819	1087	5	9	—	55	1977
Bellingham . . . . .	1939	1565	13	17	—	80	3614
Braintree . . . . .	6041	8444	33	61	—	268	14847
Brookline . . . . .	7140	14621	72	155	—	3052	25040
Canton . . . . .	2735	3513	17	15	—	123	6403
Cohasset . . . . .	750	2205	3	6	—	48	3012
Dedham . . . . .	4699	6443	31	69	—	296	11538
Dover . . . . .	148	1676	4	3	—	17	1848
Foxborough . . . . .	1167	2734	8	5	—	63	3977
Franklin . . . . .	2553	2708	18	20	—	169	5468
Holbrook . . . . .	1632	2293	16	9	—	94	4044
Medfield . . . . .	545	2065	1	2	—	35	2648
Medway . . . . .	1032	1474	7	13	—	55	2581
Millis . . . . .	646	1265	8	6	—	42	1967
Milton . . . . .	5914	7926	36	38	—	320	14234
Needham . . . . .	2598	10298	29	35	—	240	13200
Norfolk . . . . .	358	862	5	3	—	14	1242
Norwood . . . . .	5347	6348	26	38	—	294	12053
Plainville . . . . .	431	1005	5	2	—	34	1477
QUINCY . . . . .	18087	18972	109	227	—	1156	38551
Randolph . . . . .	4305	4497	19	46	—	270	9137
Sharon . . . . .	1627	3012	14	19	—	109	4781
Stoughton . . . . .	3064	3870	20	30	—	202	7186
Walpole . . . . .	2106	4008	9	17	—	160	6300
Wellesley . . . . .	2132	9751	16	28	1	191	12119
Westwood . . . . .	1204	4261	5	12	—	79	5561
Weymouth . . . . .	8237	11250	67	55	—	399	20008
Wrentham . . . . .	563	1314	7	7	—	30	1921
Totals . . . . .	87819	139467	605	947	1	7895	236734

Plymouth County

Abington . . . . .	1658	2736	5	12	—	114	4525
Bridgewater . . . . .	1341	2002	11	21	—	131	3506
BROCKTON . . . . .	13490	15690	77	155	—	1017	30429
Carver . . . . .	244	501	1	3	—	40	789
Duxbury . . . . .	364	2246	6	—	—	43	2659
East Bridgewater . . . . .	786	1887	11	12	—	78	2774
Halifax . . . . .	374	619	4	3	—	23	1023
Hanover . . . . .	776	2051	3	3	—	60	2893
Hanson . . . . .	660	1296	6	3	—	67	2032
Hingham . . . . .	1782	5211	18	30	—	130	7171
Hull . . . . .	1624	1520	9	16	—	133	3302
Kingston . . . . .	706	1267	6	6	—	84	2069
Lakeville . . . . .	437	983	10	2	—	30	1462
Marion . . . . .	224	1076	2	3	—	29	1334
Marshfield . . . . .	1402	2771	14	8	—	70	4265
Mattapoisett . . . . .	415	1219	3	3	—	37	1677
Middleborough . . . . .	1333	2909	13	5	—	139	4399
Norwell . . . . .	675	1986	3	2	—	43	2709
Pembroke . . . . .	954	1926	5	5	—	50	2940
Plymouth . . . . .	2475	3771	20	21	—	244	6531
Plympton . . . . .	96	264	2	1	—	9	372
Rochester . . . . .	130	478	2	—	—	16	626
Rockland . . . . .	2164	2562	9	12	—	168	4915
Scituate . . . . .	1731	4005	33	6	—	105	5880
Wareham . . . . .	1066	2165	6	7	—	138	3382
West Bridgewater . . . . .	519	1652	6	8	—	48	2233
Whitman . . . . .	1469	2650	14	10	—	136	4279
Totals . . . . .	38895	67443	299	357	—	3182	110176

Suffolk County

BOSTON . . . . .	97943	75893	1046	2395	—	43185	220462
CHELSEA . . . . .	7036	3674	73	178	—	920	11881
REVERE . . . . .	9311	7203	76	336	—	1115	18041
Winthrop . . . . .	3084	4186	28	93	—	1205	8596
Totals . . . . .	117374	90956	1223	3002	—	46425	258980

Worcester County

Ashburnham . . . . .	453	697	2	3	—	40	1195
Athol . . . . .	1706	2598	9	12	—	189	4514
Auburn . . . . .	2609	3335	14	13	—	119	6090
Barre . . . . .	657	800	6	4	—	63	1530

## Lieutenant Governor — Concluded

## Worcester County — Concluded

Cities and Towns	Joseph E. McGuire of Worcester, Democratic	Francis W. Sargent of Dover, Republican	Grace F. Luder of Waltham, Prohibition	Francis A. Votano of Lynn, Socialist Labor	All Others	Blanks	Total Ballots
Berlin . . . . .	149	530	3	2	—	10	694
Blackstone . . . . .	1598	619	8	7	—	45	2277
Bolton . . . . .	146	480	1	2	—	14	643
Boylston . . . . .	355	729	—	1	—	17	1102
Brookfield . . . . .	215	479	1	3	—	7	705
Charlton . . . . .	530	786	—	3	—	36	1355
Clinton . . . . .	2807	1990	16	24	—	183	5020
Douglas . . . . .	596	648	4	4	—	41	1293
Dudley . . . . .	1446	1113	5	12	—	103	2679
East Brookfield . . . . .	266	382	1	—	—	30	679
FITCHBURG . . . . .	8417	6847	53	104	—	675	16096
GARDNER . . . . .	3859	3258	19	28	—	324	7488
Grafton . . . . .	1893	1832	7	8	—	113	3853
Hardwick . . . . .	509	421	4	5	—	50	989
Harvard . . . . .	203	860	2	2	—	15	1082
Holden . . . . .	1159	3899	7	4	—	80	5149
Hopedale . . . . .	745	1246	3	7	—	39	2040
Hubbardston . . . . .	165	372	2	4	—	24	567
Lancaster . . . . .	392	1054	9	6	—	47	1508
Leicester . . . . .	1730	1392	9	8	—	68	3207
LEOMINSTER . . . . .	5676	5336	23	60	—	463	11558
Lunenburg . . . . .	950	1750	3	3	—	64	2770
Mendon . . . . .	325	631	1	2	—	28	987
Milford . . . . .	4730	2788	14	114	—	412	8058
Milbury . . . . .	2445	1694	9	4	—	113	4265
Millville . . . . .	501	167	5	1	—	27	701
New Braintree . . . . .	53	127	1	—	—	3	184
North Brookfield . . . . .	806	851	7	3	—	62	1729
Northborough . . . . .	860	1943	5	4	—	43	2855
Northbridge . . . . .	1714	1812	29	42	—	675	4272
Oakham . . . . .	72	184	—	1	—	13	270
Oxford . . . . .	1677	1562	4	15	—	90	3348
Paxton . . . . .	412	810	6	2	—	19	1249
Petersham . . . . .	80	336	2	1	—	9	428
Phillipston . . . . .	79	165	1	1	—	5	251
Princeton . . . . .	108	469	1	—	—	15	593
Royalston . . . . .	92	155	1	4	—	9	261
Rutland . . . . .	327	634	3	7	—	20	991
Shrewsbury . . . . .	3254	4031	10	36	—	147	7478
Southborough . . . . .	559	1334	5	4	—	56	1958
Southbridge . . . . .	4172	2747	18	36	—	381	7354
Spencer . . . . .	1680	1554	4	8	—	132	3378
Sterling . . . . .	366	949	4	5	—	23	1347
Sturbridge . . . . .	744	937	4	3	1	62	1751
Sutton . . . . .	598	888	3	6	—	38	1533
Templeton . . . . .	850	1026	3	—	—	48	1927
Upton . . . . .	451	876	3	8	—	63	1401
Uxbridge . . . . .	2121	1158	9	9	—	84	3381
Warren . . . . .	866	633	2	6	—	76	1583
Webster . . . . .	3552	2253	16	28	—	239	6088
West Boylston . . . . .	783	1565	6	5	—	43	2402
West Brookfield . . . . .	318	635	1	3	—	18	975
Westborough . . . . .	1093	2551	12	3	—	76	3735
Westminster . . . . .	571	1066	11	2	—	52	1642
Winchendon . . . . .	1142	1070	10	4	—	79	2305
WORCESTER . . . . .	41098	27474	175	494	—	2256	71497
Totals . . . . .	117730	110468	596	1190	1	8275	238260

## Aggregate of Votes

Counties							
BARNSTABLE . . . . .	7525	25770	74	71	—	771	34211
BERKSHIRE . . . . .	19812	27439	208	389	—	4736	52584
BRISTOL . . . . .	81979	72034	562	813	—	7945	163333
DUKES COUNTY . . . . .	639	1842	14	8	—	124	2627
ESSEX . . . . .	104022	134806	866	2471	—	11227	253392
FRANKLIN . . . . .	6571	13394	65	78	—	1096	21204
HAMPDEN . . . . .	57566	72566	561	1269	—	15346	147308
HAMPSHIRE . . . . .	15997	21405	99	169	—	1301	38971
MIDDLESEX . . . . .	203677	281273	2025	4058	—	26644	517677
NANTUCKET . . . . .	301	983	5	—	—	80	1369
NORFOLK . . . . .	87819	139467	605	947	1	7895	236734
PLYMOUTH . . . . .	38895	67443	299	357	—	3182	110176
SUFFOLK . . . . .	117374	90956	1223	3002	—	46425	258980
WORCESTER . . . . .	119730	110468	596	1190	1	8275	238260
Totals . . . . .	859902	1059846	7202	14822	2	135047	2076826

Attorney General

Barnstable County

Cities and Towns	Francis X. Bellotti of Quincy Democratic	Elliot L. Richardson of Brookline Republican	Edgar E. Gaudet of Lynn Socialist Labor	All Others	Blanks	Total Ballots
Barnstable . . . . .	1999	5473	27	-	158	7657
Bourne . . . . .	882	1782	11	-	52	2727
Brewster . . . . .	113	683	5	-	20	821
Chatham . . . . .	329	1708	8	-	33	2078
Dennis . . . . .	626	1978	8	-	41	2653
Eastham . . . . .	153	722	6	-	23	904
Falmouth . . . . .	1877	3530	18	-	154	5579
Harwich . . . . .	503	1874	8	-	45	2430
Mashpee . . . . .	145	214	-	-	8	367
Orleans . . . . .	199	1389	6	-	25	1619
Provincetown . . . . .	547	545	21	-	24	1137
Sandwich . . . . .	350	799	3	-	33	1185
Truro . . . . .	115	251	4	-	9	379
Wellfleet . . . . .	145	513	3	-	15	676
Yarmouth . . . . .	998	2922	18	-	61	3999
Totals . . . . .	8981	24383	146	-	701	34211

Berkshire County

Adams . . . . .	2380	2428	24	-	119	4951
Alford . . . . .	15	88	-	-	4	107
Becket . . . . .	57	168	5	-	19	249
Cheshire . . . . .	347	508	4	-	21	880
Clarksburg . . . . .	221	385	4	-	9	619
Dalton . . . . .	789	1761	7	-	40	2597
Egremont . . . . .	54	332	2	-	6	394
Florida . . . . .	65	148	-	-	15	228
Great Barrington . . . . .	905	1444	20	-	83	2452
Hancock . . . . .	43	123	1	-	8	175
Hinsdale . . . . .	178	309	1	-	17	505
Lanesborough . . . . .	333	660	4	-	17	1014
Lee . . . . .	610	1017	12	-	139	1778
Lenox . . . . .	470	1019	11	-	43	1543
Monterey . . . . .	37	183	2	-	9	231
Mount Washington . . . . .	4	21	-	-	-	25
New Ashford . . . . .	19	47	1	-	-	67
New Marlborough . . . . .	41	213	2	-	6	262
NORTH ADAMS . . . . .	3295	3712	38	-	213	7258
Otis . . . . .	49	118	1	-	20	188
Peru . . . . .	17	50	-	-	2	69
PITTSFIELD . . . . .	7191	11924	120	-	2020	21255
Richmond . . . . .	73	306	-	-	6	385
Sandisfield . . . . .	69	68	-	-	9	146
Savoy . . . . .	40	55	1	-	3	99
Sheffield . . . . .	138	599	4	-	21	762
Stockbridge . . . . .	184	635	6	-	13	838
Tyringham . . . . .	17	94	1	-	4	116
Washington . . . . .	31	73	2	-	3	109
West Stockbridge . . . . .	161	254	-	-	11	426
Williamstown . . . . .	516	2110	12	-	54	2692
Windsor . . . . .	39	122	1	-	2	164
Totals . . . . .	18388	30974	286	-	2936	52584

Bristol County

Acushnet . . . . .	1597	1142	26	-	69	2834
ATTLEBORO . . . . .	4151	5808	64	-	231	10254
Berkley . . . . .	186	348	5	-	16	555
Dartmouth . . . . .	3077	4131	48	-	207	7463
Dighton . . . . .	627	861	6	-	33	1527
Easton . . . . .	1279	2715	23	-	72	4089
Fairhaven . . . . .	2787	3348	24	-	86	6245
FALL RIVER . . . . .	25133	11648	537	-	2011	39329
Freetown . . . . .	473	710	4	-	28	1215
Mansfield . . . . .	1376	1854	20	-	71	3321
NEW BEDFORD . . . . .	22687	16484	518	1	1347	41037
North Attleborough . . . . .	2326	3329	19	-	143	5817
Norton . . . . .	883	1392	13	-	59	2347
Raynham . . . . .	860	1508	10	-	49	2427
Rehoboth . . . . .	702	1153	7	-	32	1894
Seekonk . . . . .	1489	2036	19	-	71	3615
Somerset . . . . .	3461	2803	31	-	140	6435
Swansea . . . . .	2340	2223	36	-	109	4708
TAUNTON . . . . .	7513	6745	72	-	581	14911
Westport . . . . .	1393	1817	25	-	75	3310
Totals . . . . .	84340	72055	1507	1	5430	163333

## Attorney General — Continued

## Dukes County

Cities and Towns	Francis N. Bellotti of Quincy Democratic	Elliot L. Richardson of Brookline Republican	Edgar E. Gaudet of Lynn Socialist Labor	All Others	Blanks	Total Blanks
Chilmark . . . . .	21	105	1	—	6	133
Edgartown . . . . .	138	490	3	—	13	644
Gay Head . . . . .	23	22	—	—	5	50
Gosnold . . . . .	7	31	—	—	—	38
Oak Bluffs . . . . .	198	375	2	1	19	595
Tisbury . . . . .	303	629	3	—	26	961
West Tisbury . . . . .	40	157	—	—	9	206
Totals . . . . .	730	1809	9	1	78	2627

## Essex County

Amesbury . . . . .	1777	2121	63	—	368	4329
Andover . . . . .	2598	6112	51	—	203	8964
BEVERLY . . . . .	6156	8558	90	1	419	15224
Boxford . . . . .	205	1083	5	—	29	1322
Danvers . . . . .	3961	5256	75	—	217	9509
Essex . . . . .	303	712	5	—	26	1046
Georgetown . . . . .	547	1255	16	—	46	1864
GLOUCESTER . . . . .	4342	5266	43	—	264	9915
Groveland . . . . .	647	1120	7	—	42	1816
Hamilton . . . . .	609	1850	19	—	58	2536
HAVERHILL . . . . .	9839	8091	154	—	621	18705
Ipswich . . . . .	1511	2435	29	—	123	4098
LAWRENCE . . . . .	19000	8684	384	—	925	28993
LYNN . . . . .	21067	15237	536	—	1073	37913
Lynnfield . . . . .	1198	3281	40	—	99	4618
Manchester . . . . .	528	1458	8	1	37	2032
Marblehead . . . . .	2237	7230	67	1	262	9797
Merrimac . . . . .	543	920	5	—	26	1494
Methuen . . . . .	7251	5938	127	—	338	13654
Middleton . . . . .	454	751	15	—	41	1261
Nahant . . . . .	746	993	18	—	39	1796
Newbury . . . . .	346	1109	14	—	37	1506
NEWBURYPORT . . . . .	2083	3068	53	—	484	5688
North Andover . . . . .	2405	3118	50	1	151	5725
PEABODY . . . . .	9200	7341	171	—	576	17288
Rockport . . . . .	565	1857	21	—	75	2518
Rowley . . . . .	292	749	12	—	29	1082
SALEM . . . . .	10595	5842	208	—	590	17235
Salisbury . . . . .	554	900	13	—	51	1518
Saugus . . . . .	4096	5253	113	—	186	9648
Swampscott . . . . .	2030	3883	30	—	313	6256
Topsfield . . . . .	338	1361	8	—	37	1744
Wenham . . . . .	244	1125	8	—	32	1409
West Newbury . . . . .	206	658	5	—	20	889
Totals . . . . .	118473	124615	2463	4	7837	253392

## Franklin County

Ashfield . . . . .	67	362	2	—	5	436
Bernardston . . . . .	105	376	1	—	9	491
Buckland . . . . .	215	467	2	—	11	695
Charlemont . . . . .	63	257	—	—	9	329
Colrain . . . . .	160	298	2	—	7	467
Conway . . . . .	71	270	—	—	7	348
Deerfield . . . . .	488	804	7	—	34	1333
Erving . . . . .	197	282	1	—	13	493
Gill . . . . .	92	273	—	—	12	377
Greenfield . . . . .	2298	4065	44	—	362	6769
Hawley . . . . .	11	58	1	—	—	70
Heath . . . . .	21	77	1	—	4	103
Leverett . . . . .	43	241	4	—	7	295
Leyden . . . . .	48	78	—	—	4	130
Monroe . . . . .	30	35	—	—	3	68
Montague . . . . .	1665	1589	14	—	100	3368
New Salem . . . . .	44	127	1	—	5	177
Northfield . . . . .	175	709	—	—	15	899
Orange . . . . .	593	1420	10	—	56	2079
Rowe . . . . .	30	102	—	—	2	134
Shelburne . . . . .	176	571	4	—	18	769
Shutesbury . . . . .	52	89	—	—	3	144
Sunderland . . . . .	214	299	2	—	7	522
Warwick . . . . .	28	131	1	—	9	169
Wendell . . . . .	52	43	—	—	2	97
Whately . . . . .	156	268	1	—	17	442
Totals . . . . .	7094	13291	98	—	721	21204

Attorney General — Continued

Hampden County

Cities and Towns	Francis X. Bellotti of Quincy Democratic	Elliot L. Richardson of Brookline Republican	Edgar E. Gaudet of Lynn Socialist Labor	All Blanks	Blanks	Total Ballots
Agawam . . . . .	2944	3714	43	-	102	6803
Blandford . . . . .	57	228	2	-	1	288
Brimfield . . . . .	209	376	2	-	13	600
Chester . . . . .	135	199	4	-	5	343
CHICOPEE . . . . .	11209	8588	260	-	512	20569
East Longmeadow . . . . .	1081	3113	18	-	155	4367
Granville . . . . .	60	290	1	-	1	352
Hampden . . . . .	283	800	10	-	15	1108
Holland . . . . .	143	162	1	-	4	310
HOLYOKE . . . . .	8203	8423	266	-	1612	18504
Longmeadow . . . . .	976	4937	20	-	82	6015
Ludlow . . . . .	3062	2309	39	-	122	5532
Monson . . . . .	888	1250	10	-	57	2205
Montgomery . . . . .	33	125	-	-	1	164
Palmer . . . . .	2321	1895	29	-	127	4372
Russell . . . . .	159	275	3	-	6	443
Southwick . . . . .	630	1114	14	-	31	1789
SPRINGFIELD . . . . .	20229	25673	527	-	4100	50529
Tolland . . . . .	22	38	-	-	-	60
Wales . . . . .	121	137	2	-	1	261
West Springfield . . . . .	3332	5515	82	-	387	9316
WESTFIELD . . . . .	4143	5241	58	-	218	9660
Wilbraham . . . . .	1042	2618	10	-	48	3718
Totals . . . . .	61287	77020	1401	-	7600	147308

Hampshire County

Amherst . . . . .	664	3137	19	-	82	3902
Belchertown . . . . .	595	909	4	-	25	1533
Chesterfield . . . . .	42	201	-	-	-	243
Cummington . . . . .	33	233	-	-	8	274
Easthampton . . . . .	2441	2701	49	-	151	5342
Goshen . . . . .	50	168	-	-	1	219
Granby . . . . .	477	1005	12	-	27	1521
Hadley . . . . .	625	725	13	-	56	1419
Hatfield . . . . .	549	502	9	-	27	1087
Huntington . . . . .	217	337	2	-	10	566
Middlefield . . . . .	21	75	-	-	5	101
NORTHAMPTON . . . . .	4269	5633	50	-	250	10202
Pelham . . . . .	68	276	-	-	3	347
Plainfield . . . . .	24	84	1	-	-	109
South Hadley . . . . .	2125	3534	38	-	117	5814
Southampton . . . . .	380	629	13	-	23	1045
Ware . . . . .	1997	1698	18	-	125	3838
Westhampton . . . . .	51	218	-	-	4	273
Williamsburg . . . . .	236	612	9	-	21	878
Worthington . . . . .	48	204	-	-	6	258
Totals . . . . .	14912	22881	237	-	941	38971

Middlesex County

Acton . . . . .	831	2875	26	-	76	3808
Arlington . . . . .	10866	13144	210	2	721	24943
Ashby . . . . .	225	488	6	-	16	735
Ashland . . . . .	1227	1605	18	1	74	2925
Ayer . . . . .	697	733	9	-	21	1460
Bedford . . . . .	1058	2716	45	-	81	3900
Belmont . . . . .	4949	8907	81	-	384	14321
Billerica . . . . .	3518	3536	67	-	167	7288
Boxborough . . . . .	95	356	2	-	5	458
Burlington . . . . .	3029	3634	63	-	174	6900
CAMBRIDGE . . . . .	18262	16205	398	-	1265	36130
Carlisle . . . . .	134	726	8	-	21	889
Chelmsford . . . . .	3364	5443	82	-	155	9044
Concord . . . . .	1384	4231	34	-	240	5889
Dracut . . . . .	3788	2522	74	-	133	6517
Dunstable . . . . .	111	293	3	-	5	412
EVERETT . . . . .	10790	6545	204	-	1144	18683
Framingham . . . . .	8368	10638	155	-	460	19621
Groton . . . . .	529	1206	4	-	44	1783
Holliston . . . . .	966	2164	12	-	87	3229
Hopkinton . . . . .	975	1191	10	-	63	2039
Hudson . . . . .	2626	2404	37	-	111	5178
Lexington . . . . .	2841	8849	98	-	536	12324

## Attorney General — Continued

## Middlesex County — Concluded

Cities and Towns	Francis X. Bellotti of Quincy Democratic	Elliot L. Richardson of Brookline Republican	Edgar E. Gaudet of Lynn Socialist Labor	All Others	Blanks	Total Ballots
Lincoln . . . . .	303	1689	7	—	40	2039
Littleton . . . . .	645	1251	13	—	39	1948
LOWELL . . . . .	23266	12111	410	—	1024	36811
MALDEN . . . . .	11988	10158	166	—	778	23090
MARLBOROUGH . . . . .	4726	4208	48	—	263	9245
Maynard . . . . .	1762	1590	33	—	131	3516
MEDFORD . . . . .	15097	11240	175	—	892	27404
MELROSE . . . . .	3954	8687	76	—	561	13278
Natick . . . . .	4243	6567	76	—	482	11363
NEWTON . . . . .	13640	25896	297	5	1120	40958
North Reading . . . . .	1330	2265	34	—	83	3712
Pepperell . . . . .	680	950	8	—	48	1716
Reading . . . . .	2445	6043	36	—	235	8759
Sherborn . . . . .	202	879	4	—	21	1106
Shirley . . . . .	537	493	5	—	34	1069
SOMERVILLE . . . . .	21124	11358	336	—	1228	34046
Stoneham . . . . .	3275	4425	55	—	235	7990
Stow . . . . .	348	841	7	—	26	1222
Sudbury . . . . .	865	2991	26	—	115	3997
Tewksbury . . . . .	2848	2791	51	—	94	5784
Townsend . . . . .	495	899	5	—	29	1428
Tyngsborough . . . . .	742	640	12	—	26	1420
Wakefield . . . . .	4445	6228	91	—	300	11064
WALTHAM . . . . .	9018	9064	289	—	1166	19537
Watertown . . . . .	8074	7590	114	—	488	16266
Wayland . . . . .	1231	3597	40	1	102	4971
Westford . . . . .	1469	1668	20	—	59	3216
Weston . . . . .	740	3629	32	—	91	4492
Wilmington . . . . .	2289	2812	47	—	135	5283
Winchester . . . . .	2568	6263	41	—	354	9226
WOBURN . . . . .	6818	5588	130	—	704	13240
Totals . . . . .	231600	264852	4330	9	16886	517677

## Nantucket County

Nantucket . . . . .	372	932	4	—	61	1369
---------------------	-----	-----	---	---	----	------

## Norfolk County

Avon . . . . .	920	986	17	—	54	1977
Bellingham . . . . .	2124	1398	39	—	53	3614
Braintree . . . . .	6796	7570	113	—	368	14847
Brookline . . . . .	7612	16275	179	—	974	25040
Canton . . . . .	2939	3314	33	—	117	6403
Cohasset . . . . .	858	2069	22	—	63	3012
Dedham . . . . .	5292	5852	78	—	316	11538
Dover . . . . .	279	1524	13	—	32	1848
Foxborough . . . . .	1339	2519	32	—	87	3977
Franklin . . . . .	3013	2284	28	—	143	5468
Holbrook . . . . .	1807	2105	41	—	91	4044
Medfield . . . . .	730	1847	13	1	57	2648
Medway . . . . .	1097	1413	16	—	55	2581
Millis . . . . .	756	1141	15	—	55	1967
Milton . . . . .	5959	7805	80	—	390	14234
Needham . . . . .	3354	9441	68	—	337	13200
Norfolk . . . . .	418	790	7	—	27	1242
Norwood . . . . .	5841	5747	104	—	361	12053
Plainville . . . . .	481	946	7	—	43	1477
QUINCY . . . . .	20561	16797	284	—	909	38551
Randolph . . . . .	4715	4119	74	1	228	9137
Sharon . . . . .	1599	3028	47	—	107	4781
Stoughton . . . . .	3268	3664	51	—	203	7186
Walpole . . . . .	2596	3482	43	—	179	6300
Wellesley . . . . .	2764	8980	51	2	322	12119
Westwood . . . . .	1510	3893	23	1	134	5561
Weymouth . . . . .	9145	10175	191	—	497	20008
Wrentham . . . . .	637	1223	18	—	43	1921
Totals . . . . .	98410	130387	1687	5	6245	236734

## Plymouth County

Abington . . . . .	1773	2620	25	—	107	4525
Bridgewater . . . . .	1509	1871	28	2	96	3506
BROCKTON . . . . .	14886	14463	211	1	868	30429
Carver . . . . .	277	486	7	—	19	789
Duxbury . . . . .	454	2126	16	—	63	2659
East Bridgewater . . . . .	975	1701	23	—	75	2774



Attorney General — Continued

Plymouth County — Concluded

Cities and Towns	Francis X. Bellotti of Quincy Democratic	Elliot L. Richardson of Brookline Republican	Edgar E. Gaudet of Lynn Socialist Labor	All Others	Blanks	Total Blanks
Halifax . . . . .	409	578	6	—	30	1023
Hanover . . . . .	910	1903	16	—	64	2893
Hanson . . . . .	734	1209	23	—	66	2032
Hingham . . . . .	2159	4786	47	1	178	7171
Hull . . . . .	1874	1310	17	—	101	3302
Kingston . . . . .	852	1134	16	—	67	2069
Lakeville . . . . .	467	965	5	—	25	1462
Marion . . . . .	255	1037	6	—	36	1334
Marshfield . . . . .	1571	2587	19	1	87	4265
Mattapoisett . . . . .	426	1202	6	—	43	1677
Middleborough . . . . .	1577	2710	30	—	82	4399
Norwell . . . . .	827	1801	11	—	70	2709
Pembroke . . . . .	1120	1737	22	—	61	2940
Plymouth . . . . .	3010	3301	29	—	191	6531
Plympton . . . . .	102	255	5	—	10	372
Rochester . . . . .	147	467	4	—	8	626
Rockland . . . . .	2397	2340	31	—	147	4915
Scituate . . . . .	2105	3582	46	—	147	5880
Wareham . . . . .	1264	1997	14	—	107	3382
West Bridgewater . . . . .	620	1554	14	—	45	2233
Whitman . . . . .	1661	2463	29	—	126	4279
Totals . . . . .	44361	62185	706	5	2919	110176

Suffolk County

BOSTON . . . . .	123619	78780	1888	—	16175	220462
CHELSEA . . . . .	7404	3780	121	—	576	11881
REVERE . . . . .	11634	5673	146	—	588	18041
Winthrop . . . . .	3987	4108	66	—	435	8596
Totals . . . . .	146644	92341	2221	—	17774	258980

Worcester County

Ashburnham . . . . .	451	703	7	—	34	1195
Athol . . . . .	1898	2468	11	—	137	4514
Auburn . . . . .	2211	3682	56	—	141	6090
Barre . . . . .	672	804	5	—	49	1530
Berlin . . . . .	163	519	—	—	12	694
Blackstone . . . . .	1603	613	22	—	39	2277
Bolton . . . . .	139	490	5	—	9	643
Bovlston . . . . .	286	781	7	—	28	1102
Brookfield . . . . .	192	495	4	—	14	705
Charlton . . . . .	514	802	13	—	26	1355
Clinton . . . . .	2605	2187	45	—	183	5020
Douglas . . . . .	547	699	7	—	40	1293
Dudley . . . . .	1395	1188	24	1	71	2679
East Brookfield . . . . .	249	400	7	—	23	679
FITCHBURG . . . . .	9170	6424	129	—	373	16096
GARDNER . . . . .	4131	3104	53	—	200	7488
Grafton . . . . .	1718	2020	21	—	94	3853
Hardwick . . . . .	506	438	5	—	40	989
Harvard . . . . .	208	846	1	—	27	1032
Holden . . . . .	933	4104	21	—	91	5149
Hopedale . . . . .	813	1176	7	—	44	2040
Hubbardston . . . . .	170	377	2	—	18	567
Lancaster . . . . .	405	1046	8	—	49	1508
Leicester . . . . .	1411	1655	41	—	109	3207
LEOMINSTER . . . . .	6265	4960	54	—	279	11558
Lunenburg . . . . .	1053	1657	12	—	48	2770
Mendon . . . . .	325	633	7	—	22	937
Milford . . . . .	5294	2481	38	—	245	8058
Millbury . . . . .	2050	2062	32	—	121	4265
Millville . . . . .	468	216	4	—	13	701
New Braintree . . . . .	48	123	—	—	8	184
North Brookfield . . . . .	758	908	9	—	54	1729
Northborough . . . . .	837	1934	27	—	57	2855
Northbridge . . . . .	1855	2115	52	—	250	4272
Oakham . . . . .	62	201	1	—	6	270
Oxford . . . . .	1480	1727	35	—	106	3348
Paxton . . . . .	292	918	10	—	29	1249
Petersham . . . . .	82	338	1	—	7	423
Phillipston . . . . .	95	154	2	—	—	251
Princeton . . . . .	93	491	2	—	7	593
Royalston . . . . .	109	145	—	—	7	261
Rutland . . . . .	263	692	14	—	22	991
Shrewsbury . . . . .	2935	4331	43	—	169	7478

## Attorney General — Concluded

## Worcester County — Concluded

Cities and Towns	Francis X. Bellotti of Quincy Democratic	Elliot L. Richardson of Brookline Republican	Edgar E. Gaudet of Lynn Socialist Labor	All Others	Blanks	Total Ballots
Southborough	614	1278	7	—	59	1958
Southbridge	4159	2942	67	—	186	7354
Spencer	1579	1660	36	—	103	3378
Sterling	321	1000	4	—	22	1347
Sturbridge	712	975	11	—	53	1751
Sutton	514	970	9	—	40	1533
Templeton	901	976	7	—	43	1927
Upton	437	906	5	—	53	1401
Uxbridge	1887	1387	18	—	89	3381
Warren	840	670	14	—	59	1583
Webster	3456	2383	64	13	172	6088
West Boylston	685	1659	12	—	46	2402
West Brookfield	314	634	9	—	18	975
Westborough	1049	2576	22	5	83	3735
Westminster	602	997	7	—	36	1642
Winchendon	1133	1096	14	—	62	2305
WORCESTER	34670	33793	656	4	2374	71497
Totals	110627	119014	1806	23	6790	238260

## Aggregate of Votes

Counties	Francis X. Bellotti of Quincy Democratic	Elliot L. Richardson of Brookline Republican	Edgar E. Gaudet of Lynn Socialist Labor	All Others	Blanks	Total Ballots
BARNSTABLE	5981	24383	146	—	701	34211
BERKSHIRE	18388	30974	286	—	2936	52584
BRISTOL	84340	72055	1507	1	5430	163333
DUKES COUNTY	730	1809	9	1	78	2627
ESSEX	118473	124615	2463	4	7837	253392
FRANKLIN	7094	13291	98	—	721	21204
HAMPDEN	61287	77020	1401	—	7690	147308
HAMPSHIRE	14912	22881	237	—	941	38971
MIDDLESEX	231600	264852	4330	9	16886	517677
NANTUCKET	372	932	4	—	61	1369
NORFOLK	98410	130387	1687	5	6245	236734
PLYMOUTH	44361	62185	706	5	2919	110176
SUFFOLK	146644	92341	2221	—	17774	258680
WORCESTER	110627	119014	1806	23	6790	238260
Totals	946219	1036739	16901	48	76919	2076829

## Secretary

## Barnstable County

Cities and Towns	Kevin H. White of Boston Democratic	Raymond M. Trundle of Montague Republican	F. Oliver Drake of Lynn, Prohibition	Willy N. Hozseth of Saugus Socialist Labor	All Others	Blanks	Total Ballots
Barnstable	3997	3360	25	14	—	261	7657
Bourne	1662	959	10	5	—	91	2727
Brewster	349	454	4	4	—	10	821
Chatham	908	1120	5	3	—	42	2078
Dennis	1233	1342	16	2	—	60	2653
Eastham	481	391	2	2	—	28	904
Falmouth	3360	1997	10	3	—	209	5579
Harwich	1066	1313	5	1	—	45	2430
Mashpee	221	128	—	1	—	17	367
Orleans	816	748	4	2	—	49	1619
Provincetown	796	285	3	10	—	43	1137
Sandwich	615	514	1	2	—	53	1185
Truro	223	142	—	2	—	12	379
Wellfleet	349	302	3	3	—	19	676
Yarmouth	2085	1811	21	2	—	80	3999
Totals	18161	14866	109	56	—	1019	34211

Secretary — Continued

Berkshire County

Cities and Towns	Kevin H. White of Boston Democratic	Raymond M. Trudel of Montague Republican	F. Oliver Drake of Lynn, Prohibition	Willy N. Hogseth of Saugus Socialist Labor	All Others	Blanks	Total Ballots
Adams	3620	1066	18	10	-	237	4951
Alford	40	60	-	-	-	7	107
Pecket	81	126	1	5	-	36	249
Cheshire	561	273	3	2	-	41	880
Clarksburg	424	179	-	1	-	13	619
Dalton	1493	1022	7	2	-	73	2597
Egremont	150	229	2	-	-	13	394
Florida	136	76	1	-	-	15	228
Great Barrington	1436	839	5	12	-	160	2452
Hancock	81	85	-	1	-	8	175
Hinsdale	309	178	1	-	-	17	505
Lanesborough	595	377	4	1	-	37	1014
Lee	866	558	17	7	-	330	1778
Lenox	759	605	9	12	-	158	1543
Monterey	97	119	2	2	-	11	231
Mount Washington	7	18	-	-	-	-	25
New Ashford	40	26	-	-	-	1	67
New Marlborough	76	172	1	3	-	10	262
NORTH ADAMS	5287	1579	19	25	-	348	7258
Otis	61	95	-	-	-	32	188
Peru	33	31	-	-	-	5	69
PITTSFIELD	10840	6100	124	110	-	4081	21255
Richmond	202	170	1	1	-	11	385
Sandisfield	87	51	-	2	-	6	146
Savoy	57	36	1	-	-	5	99
Sheffield	257	474	3	-	-	28	762
Stockbridge	439	354	5	5	-	35	838
Tyringham	56	57	-	-	-	3	116
Washington	55	48	-	2	-	4	109
West Stockbridge	219	174	4	-	-	29	426
Williamstown	1532	1055	7	8	-	90	2692
Windsor	90	71	1	-	-	2	164
Totals	29986	16303	238	211	-	5846	52584

Bristol County

Aeushnet	2338	382	9	10	-	95	2834
ATTLEBORO	5924	3901	24	28	-	377	10254
Berkley	311	214	1	1	-	28	555
Dartmouth	5452	1644	29	27	-	311	7463
Dighton	952	516	5	2	-	52	1527
Easton	2160	1799	12	7	-	111	4089
Fairhaven	4784	1241	23	20	-	177	6245
FALL RIVER	29918	5810	250	175	-	3176	39329
Freetown	801	367	3	1	-	43	1215
Mansfield	2090	1096	21	9	-	105	3321
NEW BEDFORD	32444	6023	179	200	1	2190	41037
North Attleborough	3357	2179	17	11	-	253	5817
Norton	1318	902	17	7	-	103	2347
Raynham	1378	909	19	7	-	114	2427
Rehoboth	898	937	11	6	-	42	1894
Seekonk	1866	1642	7	9	-	91	3615
Somerset	4679	1460	25	22	-	249	6435
Swansea	3112	1403	14	13	-	166	4708
TAUNTON	10148	3575	69	47	-	1072	14911
Westport	2140	1021	12	10	-	127	3310
Totals	116070	37021	747	612	1	8882	163333

Dukes County

Chilmark	51	69	2	-	-	11	133
Edgartown	330	291	2	-	-	21	644
Gay Head	35	9	-	-	-	6	50
Gosnold	18	18	-	-	-	2	38
Oak Bluffs	308	241	3	3	-	40	595
Tisbury	555	362	4	5	-	35	961
West Tisbury	103	95	-	1	-	7	206
Totals	1400	1085	11	9	-	122	2627

## Secretary — Continued

## Essex County

Cities and Towns	Kevin H. White of Boston Democratic	Raymond M. Trudel of Montague Republican	F. Oliver Drake of Lynn, Prohibition	Willy N. Hogseth of Saugus Socialist Labor	All Others	Blanks	Total Ballots
Amesbur . . . . .	2042	1403	27	36	-	821	4329
Andover . . . . .	5221	3501	32	11	-	199	8964
BEVERLY . . . . .	9750	4793	84	36	-	559	15224
Boxford . . . . .	571	719	2	-	-	30	1322
Danvers . . . . .	6271	2924	47	14	-	253	9509
Essex . . . . .	565	449	4	3	-	25	1046
Georgetown . . . . .	1011	792	5	8	-	48	1864
GLOUCESTER . . . . .	6422	2956	37	21	-	479	9915
Groveland . . . . .	1078	678	6	3	-	51	1816
Hamilton . . . . .	1331	1114	13	7	-	71	2536
HAVERHILL . . . . .	12328	5194	85	86	-	1012	18705
Ipswich . . . . .	2357	1536	13	11	-	181	4098
LAWRENCE . . . . .	23356	3787	207	214	-	1429	28993
LYNN . . . . .	28842	6359	1044	252	-	1416	37913
Lynnfield . . . . .	2509	1982	37	8	-	82	4618
Manchester . . . . .	1022	968	4	2	1	35	2032
Marblehead . . . . .	5372	4111	36	26	-	252	9797
Merrimac . . . . .	800	649	4	4	-	37	1494
Methuen . . . . .	9674	3358	70	65	-	487	13654
Middleton . . . . .	795	418	8	5	-	35	1261
Nahant . . . . .	1237	480	25	7	-	47	1796
Newbury . . . . .	697	742	9	3	-	55	1506
NEWBURYPORT . . . . .	2861	1626	29	42	-	1130	5688
North Andover . . . . .	3870	1650	21	27	-	157	5725
PEABODY . . . . .	13339	2912	182	76	-	779	17288
Rockport . . . . .	1274	1122	20	7	-	95	2513
Rowley . . . . .	511	531	5	2	-	33	1082
SALEM . . . . .	13529	2773	135	43	-	755	17235
Salisbury . . . . .	793	614	12	11	-	88	1518
Saugus . . . . .	6508	2677	88	122	-	253	9648
Swampscott . . . . .	3451	1931	40	26	-	808	6256
Topsfield . . . . .	769	939	6	2	-	28	1744
Wenham . . . . .	572	801	4	2	-	30	1409
West Newbury . . . . .	414	439	3	3	-	30	889
Totals . . . . .	171142	66930	2344	1185	1	11790	253392

## Franklin County

Ashfield . . . . .	106	319	2	-	-	9	436
Bernardston . . . . .	111	361	1	1	-	14	491
Buckland . . . . .	225	445	1	3	-	21	695
Charlemont . . . . .	78	241	-	-	-	10	329
Colrain . . . . .	153	299	1	-	-	14	467
Conway . . . . .	100	239	-	1	-	8	348
Deerfield . . . . .	544	743	-	3	-	43	1333
Erving . . . . .	218	262	1	-	-	12	493
Gill . . . . .	102	267	2	1	-	5	377
Greenfield . . . . .	2158	4113	20	35	-	438	6769
Hawley . . . . .	17	53	-	-	-	-	70
Heath . . . . .	25	74	-	1	-	3	103
Leverett . . . . .	105	177	2	2	-	9	295
Leyden . . . . .	39	84	1	-	-	6	130
Monroe . . . . .	46	21	-	-	-	1	68
Montague . . . . .	1112	2200	6	-	-	50	3368
New Salem . . . . .	65	107	-	-	-	5	177
Northfield . . . . .	207	673	3	-	-	16	899
Orange . . . . .	813	1206	2	1	-	57	2079
Rowe . . . . .	47	85	-	-	-	2	134
Shelburne . . . . .	211	542	2	1	-	13	769
Shutesbury . . . . .	83	54	-	2	-	5	144
Sunderland . . . . .	234	272	-	1	-	15	522
Warwick . . . . .	54	109	-	-	-	6	169
Wendell . . . . .	48	47	-	-	-	2	97
Whately . . . . .	205	213	-	-	-	24	442
Totals . . . . .	7109	13211	44	52	-	788	21204

## Hampden County

Agawam . . . . .	4149	2386	24	20	-	224	6803
Blandford . . . . .	105	178	-	2	-	3	288
Brimfield . . . . .	310	259	5	2	-	24	600
Chester . . . . .	200	130	-	-	-	13	343
CHICOPEE . . . . .	14671	4658	117	116	-	1007	20569
East Longmeadow . . . . .	1634	2357	5	13	-	358	4367
Granville . . . . .	96	248	3	-	-	5	352

Secretary — Continued

Hampden County — Concluded

Cities and Towns	Kevin H. White of Boston Democratic	Raymond M. Trudel of Montague Republican	F. Oliver Drake of Lynn, Prohibition	Willy N. Hogseth of Saugus Socialist Labor	All Others	Blanks	Total Ballots
Hampden . . . . .	529	553	1	3	—	22	1108
Holland . . . . .	178	121	1	1	—	9	310
HOLYOKE . . . . .	9770	4593	125	150	—	3866	18504
Longmeadow . . . . .	2305	3526	9	16	—	159	6015
Ludlow . . . . .	4016	1244	23	27	—	222	5532
Monson . . . . .	1300	820	7	3	—	75	2205
Montgomery . . . . .	76	86	—	—	—	2	164
Palmer . . . . .	2981	1150	13	17	—	211	4372
Russell . . . . .	247	183	4	2	—	7	443
Southwick . . . . .	958	792	4	3	—	32	1789
SPRINGFIELD . . . . .	25915	14673	246	359	—	9336	50529
Tolland . . . . .	29	29	—	—	—	2	60
Wales . . . . .	158	95	1	1	—	6	261
West Springfield . . . . .	4609	3517	56	63	—	1071	9316
WESTFIELD . . . . .	5863	3356	23	30	—	388	9660
Wilbraham . . . . .	1690	1939	10	7	—	72	3718
Totals . . . . .	81789	46893	677	835	—	17114	147308

Hampshire County

Amherst . . . . .	1998	1729	12	17	—	146	3902
Belchertown . . . . .	895	591	7	3	—	37	1533
Chesterfield . . . . .	81	155	1	—	—	6	243
Cummington . . . . .	102	165	2	—	—	5	274
Easthampton . . . . .	3480	1591	21	25	—	225	5242
Goshen . . . . .	91	123	1	—	—	4	219
Granby . . . . .	896	585	4	5	—	31	1521
Hadley . . . . .	949	395	5	5	—	65	1419
Hatfield . . . . .	747	277	3	9	—	51	1087
Huntington . . . . .	291	254	2	1	—	18	566
Middlefield . . . . .	49	51	—	—	—	1	101
NORTHAMPTON . . . . .	6696	3012	30	24	—	440	10202
Pelham . . . . .	167	172	—	—	—	8	347
Plainfield . . . . .	36	69	—	—	—	4	109
South Hadley . . . . .	3441	2160	17	17	—	179	5814
Southampton . . . . .	549	464	—	4	1	27	1045
Ware . . . . .	2843	797	13	11	—	174	3838
Westhampton . . . . .	103	164	1	—	—	5	273
Williamsburg . . . . .	448	403	3	3	—	21	878
Worthington . . . . .	88	160	—	—	—	10	258
Totals . . . . .	23950	13317	122	124	1	1457	38971

Middlesex County

Acton . . . . .	1958	1779	2	8	—	61	3808
Arlington . . . . .	17572	6590	63	71	—	647	24943
Ashby . . . . .	379	330	2	3	—	21	735
Ashland . . . . .	1896	924	12	1	—	92	2925
Ayer . . . . .	986	426	4	4	—	40	1460
Bedford . . . . .	2432	1375	9	14	—	70	3900
Belmont . . . . .	9005	4818	43	40	—	415	14321
Billerica . . . . .	5293	1788	25	21	—	161	7288
Boxborough . . . . .	207	245	—	—	—	6	458
Burlington . . . . .	5087	1642	20	8	—	143	6900
CAMBRIDGE . . . . .	27371	6557	147	274	—	1781	36130
Carlisle . . . . .	403	457	1	7	—	21	889
Chelmsford . . . . .	5702	3164	27	27	—	124	9044
Concord . . . . .	2776	2661	10	19	—	423	5889
Dracut . . . . .	4667	1539	60	24	—	227	6517
Dunstable . . . . .	206	197	1	3	—	5	412
EVERETT . . . . .	11675	3104	116	177	—	3611	18683
Framingham . . . . .	13262	5685	60	41	—	573	19621
Groton . . . . .	981	772	3	1	—	26	1783
Holliston . . . . .	1762	1380	6	2	—	79	3229
Hopkinton . . . . .	1232	748	3	5	—	51	2039
Hudson . . . . .	2940	1075	15	4	—	144	5178
Lexington . . . . .	6188	4967	35	60	—	1074	12324
Lincoln . . . . .	1020	953	5	10	—	51	2059
Littleton . . . . .	1192	720	4	1	—	31	1948
LOWELL . . . . .	27344	7471	212	111	—	1673	36811
MALDEN . . . . .	17149	4662	117	103	—	1059	23090
MARLBOROUGH . . . . .	6814	2102	22	21	—	286	9245
Maynard . . . . .	2577	786	16	17	—	120	3516
MEDFORD . . . . .	20354	5540	94	122	—	1294	27404
MELROSE . . . . .	6421	5472	42	44	—	1299	13278

## Secretary — Continued

## Middlesex County — Concluded

Cities and Towns	Kevin H. White of Boston Democratic	Raymond M. Trudel of Montague Republican	F. Oliver Drake of Lynn, Prohibition	Willy N. Hogseth of Saugus Socialist Labor	All Others	Blanks	Total Ballots
Natick . . . . .	6718	3470	47	61	—	1072	11368
NEWTON . . . . .	26886	12411	115	151	—	1395	40958
North Reading . . . . .	2340	1285	14	8	—	65	3712
Pepperell . . . . .	999	653	3	2	—	59	1716
Reading . . . . .	4882	3684	28	14	—	151	8759
Sherborn . . . . .	484	590	17	1	—	14	1106
Shirley . . . . .	724	294	2	3	—	46	1069
SOMERVILLE . . . . .	27340	4868	187	185	—	1466	34046
Stoneham . . . . .	5255	2448	21	27	—	239	7990
Stow . . . . .	674	517	1	4	—	26	1222
Sudbury . . . . .	1731	1954	13	21	—	278	3997
Tewksbury . . . . .	4331	1331	12	14	—	96	5784
Townsend . . . . .	794	586	5	3	—	40	1428
Tyngsborough . . . . .	892	479	7	5	—	37	1420
Wakefield . . . . .	7083	3613	27	30	—	311	11064
WALTHAM . . . . .	11666	4908	105	151	—	2707	19537
Watertown . . . . .	11649	3869	60	70	—	618	16266
Wayland . . . . .	2570	2302	12	3	—	84	4971
Westford . . . . .	2203	925	8	4	—	76	3216
Weston . . . . .	1952	2441	10	15	—	74	4492
Wilmingon . . . . .	3667	1471	10	12	1	122	5283
Winchester . . . . .	4224	4078	23	24	—	877	9226
WOBURN . . . . .	8871	2502	64	101	—	1702	13240
Totals . . . . .	345786	140608	1967	2152	1	27163	517677

## Nantucket County

Nantucket . . . . .	571	668	8	3	—	119	1369
---------------------	-----	-----	---	---	---	-----	------

## Norfolk County

Avon . . . . .	1370	524	11	5	—	67	1977
Bellingham . . . . .	2646	866	12	9	—	81	3614
Braintree . . . . .	10295	4199	45	16	—	292	14817
Brookline . . . . .	14064	7597	58	138	—	3183	25040
Canton . . . . .	4700	1545	13	17	—	128	6403
Coliasset . . . . .	1709	1236	10	5	—	52	3012
Dedham . . . . .	8062	3077	46	30	—	323	11538
Dover . . . . .	742	1059	9	3	—	35	1848
Foxborough . . . . .	2296	1589	11	10	—	71	3977
Franklin . . . . .	4132	1142	11	8	—	175	5468
Holbrook . . . . .	2885	1049	11	7	—	92	4044
Medfield . . . . .	1457	1132	2	3	—	54	2648
Medway . . . . .	1669	838	12	6	—	56	2581
Millis . . . . .	1264	653	4	2	—	44	1967
Milton . . . . .	10310	3554	36	31	—	303	14234
Needham . . . . .	6927	5963	29	14	—	267	13200
Norfolk . . . . .	703	502	3	7	—	27	1242
Norwood . . . . .	9073	2613	32	23	—	312	12053
Plainville . . . . .	768	663	4	1	—	41	1477
QUINCY . . . . .	27787	9273	151	124	—	1216	38551
Randolph . . . . .	7287	1528	25	31	—	266	9137
Sharon . . . . .	3300	1338	9	21	—	113	4781
Stoughton . . . . .	5163	1776	27	24	—	196	7186
Walpole . . . . .	4194	1922	11	8	—	165	6300
Wellesley . . . . .	6144	5690	25	16	—	244	12119
Westwood . . . . .	3186	2268	10	9	—	88	5561
Weymouth . . . . .	14080	5407	74	36	—	411	20008
Wrentham . . . . .	1092	786	3	6	—	34	1921
Totals . . . . .	157305	69789	694	610	—	8336	236734

## Plymouth County

Abington . . . . .	2811	1585	6	9	—	114	4525
Bridgewater . . . . .	2224	1118	17	16	—	131	3506
BROCKTON . . . . .	20566	8497	129	85	—	1152	30429
Carver . . . . .	448	234	4	5	—	38	780
Duxbury . . . . .	1077	1519	4	5	—	54	2659
East Bridgewater . . . . .	1518	1150	10	8	—	88	2774
Halifax . . . . .	654	330	3	5	—	31	1023
Hanover . . . . .	1601	1221	8	—	—	63	2893
Hanson . . . . .	1164	793	3	4	—	68	2032
Hingham . . . . .	4035	2953	25	12	—	146	7171
Hull . . . . .	2622	537	9	11	—	123	3302
Kingston . . . . .	1318	661	7	—	—	83	2069

Secretary — Continued

Plymouth County — Concluded

Cities and Towns	Kevin H. White of Boston Democratic	Raymond M. Trudel of Montague Republican	F. Oliver Drake of Lynn, Prohibition	Willy N. Hogseth of Saugus Socialist Labor	All Others	Blanks	Total Ballots
Lakeville . . . . .	815	605	6	2	—	34	1462
Marion . . . . .	752	551	1	3	—	27	1334
Marshfield . . . . .	2712	1453	9	2	—	82	4263
Mattapoisett . . . . .	975	658	3	3	—	38	1677
Middleborough . . . . .	2563	1669	15	6	—	116	4399
Norwell . . . . .	1556	1105	4	3	—	41	2709
Pembroke . . . . .	1838	1037	6	6	—	53	2940
Plymouth . . . . .	4294	1922	13	6	—	296	6531
Plympton . . . . .	215	151	—	—	—	6	372
Rochester . . . . .	343	264	1	—	—	18	626
Rockland . . . . .	3570	1179	12	8	—	146	4915
Scituate . . . . .	3768	1999	23	5	—	85	5880
Wareham . . . . .	2141	1066	11	5	—	159	3382
West Bridgewater . . . . .	1031	1136	10	5	—	51	2233
Whitman . . . . .	2658	1470	10	7	—	134	4279
Totals . . . . .	69269	36923	349	228	—	3407	110176

Suffolk County

BOSTON . . . . .	147175	31141	984	1622	—	39540	220462
CHELSEA . . . . .	9601	1179	79	67	—	955	11881
REVERE . . . . .	14076	2502	117	107	—	1239	18041
Winthrop . . . . .	5455	1783	37	51	—	1270	8596
Totals . . . . .	176307	36605	1217	1847	—	43004	258980

Worcester County

Ashburnham . . . . .	739	407	3	1	—	45	1195
Athol . . . . .	2544	1758	9	6	—	197	4514
Auburn . . . . .	3710	2186	21	13	—	160	6090
Barre . . . . .	969	478	4	2	—	77	1530
Berlin . . . . .	343	327	2	3	—	19	694
Blackstone . . . . .	1816	394	10	8	—	49	2277
Bolton . . . . .	324	303	1	3	—	12	643
Boylston . . . . .	568	505	—	1	—	28	1102
Brookfield . . . . .	358	331	2	1	—	13	705
Charlton . . . . .	814	503	2	4	—	32	1355
Clinton . . . . .	3633	1116	13	14	—	244	5020
Douglas . . . . .	783	459	7	5	—	39	1293
Dudley . . . . .	1990	551	8	8	—	122	2679
East Brookfield . . . . .	421	211	4	1	—	42	679
FITCHBURG . . . . .	11504	3830	57	47	—	658	16096
GARDNER . . . . .	5194	1902	26	15	—	351	7488
Grafton . . . . .	2631	1055	9	8	—	150	3853
Hardwick . . . . .	709	234	3	2	—	41	989
Harvard . . . . .	468	592	3	2	—	17	1082
Holden . . . . .	2260	2760	6	7	—	116	5149
Hopedale . . . . .	1197	773	4	2	—	64	2040
Hubbardston . . . . .	309	221	3	3	—	31	567
Lancaster . . . . .	715	715	7	7	—	64	1508
Leicester . . . . .	2254	830	13	10	—	100	3207
LEOMINSTER . . . . .	7986	3043	24	18	—	487	11558
Lunenburg . . . . .	1595	1100	5	7	—	63	2770
Mendon . . . . .	489	466	1	—	—	31	987
Milford . . . . .	6023	1475	27	22	—	511	8058
Millbury . . . . .	3116	1012	11	7	—	119	4265
Millville . . . . .	581	103	1	2	—	14	701
New Braintree . . . . .	91	88	—	—	—	5	184
North Brookfield . . . . .	1128	504	11	4	—	82	1729
Northborough . . . . .	1653	1143	1	3	—	55	2855
Northbridge . . . . .	2363	1253	26	41	—	589	4272
Oakham . . . . .	128	127	—	—	—	15	270
Oxford . . . . .	2361	851	12	8	—	116	3348
Paxton . . . . .	659	558	5	2	—	25	1249
Petersham . . . . .	177	237	4	—	—	10	428
Phillipston . . . . .	141	105	1	1	—	3	251
Princeton . . . . .	231	341	1	1	—	19	593
Royalston . . . . .	157	93	—	2	—	9	261
Rutland . . . . .	558	400	2	6	—	25	991
Shrewsbury . . . . .	4681	2539	17	21	—	220	7478
Southborough . . . . .	1131	760	10	2	—	55	1958
Southbridge . . . . .	5436	1492	21	15	—	390	7354
Spencer . . . . .	2320	897	10	3	—	148	3378
Sterling . . . . .	640	661	3	3	—	40	1347
Sturbridge . . . . .	1143	535	4	5	—	64	1751
Sutton . . . . .	874	598	10	5	—	46	1533

## Secretary — Concluded

## Worcester County — Concluded

Cities and Towns	Kevin H. White of Boston Democratic	Raymond M. Trudel of Montague Republican	F. Oliver Drake of Lynn, Prohibition	Willy N. Hogseth of Savagus Socialist Labor	All Others	Blanks	Total Ballots
Templeton . . . . .	1291	586	8	1	—	41	1927
Upton . . . . .	740	570	5	5	—	81	1401
Uxbridge . . . . .	2549	693	9	9	—	121	3381
Warren . . . . .	1095	386	6	7	—	89	1583
Webster . . . . .	4681	1120	19	16	—	252	6088
West Boylston . . . . .	1325	1019	4	2	—	52	2402
West Brookfield . . . . .	497	436	3	4	—	35	975
Westborough . . . . .	1964	1653	9	5	—	104	3735
Westminster . . . . .	979	590	3	6	—	64	1642
Winchendon . . . . .	1636	588	1	4	—	76	2305
WORCESTER . . . . .	49614	18026	271	291	—	3295	71497
Totals . . . . .	158286	68489	762	701	—	10022	238260

## Aggregate of Votes

Counties	Kevin H. White of Boston Democratic	Raymond M. Trudel of Montague Republican	F. Oliver Drake of Lynn, Prohibition	Willy N. Hogseth of Savagus Socialist Labor	All Others	Blanks	Total Ballots
BARNSTABLE . . . . .	18161	14866	109	56	—	1019	34211
BERKSHIRE . . . . .	29986	16303	238	211	—	5846	52584
BRISTOL . . . . .	116070	37021	747	612	1	8882	163333
DUKES COUNTY . . . . .	1400	1085	11	9	—	122	2627
ESSEX . . . . .	171142	66930	2344	1185	1	11790	253392
FRANKLIN . . . . .	7109	13211	44	52	—	788	21204
HAMPDEN . . . . .	81789	46893	677	835	—	17114	147308
HAMPSHIRE . . . . .	23950	13317	122	124	1	1457	38971
MIDDLESEX . . . . .	345786	140608	1967	2152	1	27163	517677
NANTUCKET . . . . .	571	668	8	3	—	119	1369
NORFOLK . . . . .	157305	69789	694	610	—	8336	236734
PLYMOUTH . . . . .	69269	36923	349	228	—	3407	110176
SUFFOLK . . . . .	176307	36605	1217	1847	—	43004	258980
WORCESTER . . . . .	158286	68489	762	701	—	10022	238260
Totals . . . . .	1357131	562708	9289	8625	4	139069	2076826

## Treasurer

## Barnstable County

Cities and Towns	Robert Q. Crane of Boston Democratic	Joseph E. Fernandes of Norton Republican	Domenico A. DiGirolamo of Quincy Socialist Labor	Julia B. Kohler of Boston Prohibition	All Others	Blanks	Total Ballots
Barnstable . . . . .	2965	4319	19	26	—	328	7657
Bourne . . . . .	1286	1308	10	12	—	111	2727
Brewster . . . . .	259	526	2	7	—	27	821
Chatham . . . . .	587	1397	6	7	—	81	2078
Dennis . . . . .	913	1627	13	7	—	93	2653
Eastham . . . . .	337	528	2	2	1	34	904
Falmouth . . . . .	2740	2561	14	18	—	246	5579
Harwich . . . . .	756	1593	5	10	—	66	2430
Mashpee . . . . .	175	165	2	—	—	22	367
Orleans . . . . .	479	1025	4	5	—	106	1619
Provincetown . . . . .	596	464	14	10	—	53	1137
Sandwich . . . . .	474	644	4	3	—	60	1185
Truro . . . . .	172	190	2	2	—	13	379
Wellfleet . . . . .	248	390	7	3	—	28	676
Yarmouth . . . . .	1558	2312	5	14	—	110	3999
Totals . . . . .	13545	19049	112	126	1	1378	34211

## Berkshire County

Adams . . . . .	3452	1248	17	14	—	220	4951
Alford . . . . .	32	69	—	—	—	6	107
Becket . . . . .	75	135	6	—	—	33	249
Cheshire . . . . .	539	298	2	4	—	37	880



Treasurer — Continued

Berkshire County — Concluded

Cities and Towns	Robert Q. Crane of Boston Democratic	Joseph E. Fernandes of Norton Republican	Domenico A. DiGirolamo of Quiney Socialist Labor	Julia B. Kohler of Boston Prohibition	ALL Others	Banks	Total Returns
Clarksburg . . . . .	385	215	1	—	—	18	619
Dalton . . . . .	1368	1147	3	6	—	73	2597
Egremont . . . . .	129	249	1	12	—	13	394
Florida . . . . .	129	81	—	1	—	17	228
Great Barrington . . . . .	1274	998	18	—	—	155	2452
Hancock . . . . .	68	92	1	1	—	13	175
Hinsdale . . . . .	295	193	—	1	—	16	505
Lanesborough . . . . .	526	443	7	2	—	36	1014
Lee . . . . .	779	657	25	11	—	306	1778
Lenox . . . . .	664	695	15	6	—	163	1543
Monterey . . . . .	68	143	1	1	—	18	231
Mount Washington . . . . .	5	20	—	—	—	—	25
New Ashford . . . . .	28	36	—	—	—	3	67
New Marlborough . . . . .	64	183	1	—	—	14	262
NORTH ADAMS . . . . .	5031	1781	69	25	—	352	7258
Otis . . . . .	48	100	—	2	—	38	188
Peru . . . . .	36	28	1	—	—	4	69
PITTSFIELD . . . . .	9619	7479	252	99	—	3806	21255
Richmond . . . . .	146	222	3	1	—	13	385
Sandisfield . . . . .	80	58	—	—	—	8	146
Savoy . . . . .	50	41	1	—	—	7	99
Sheffield . . . . .	232	490	3	5	—	32	732
Stockbridge . . . . .	337	450	5	1	—	42	838
Tyringham . . . . .	41	71	—	1	—	3	116
Washington . . . . .	49	54	2	—	—	4	109
West Stockbridge . . . . .	205	186	5	4	—	26	426
Williamstown . . . . .	1377	1189	11	14	—	101	2692
Windsor . . . . .	78	80	—	—	—	6	164
Totals . . . . .	27209	19131	450	211	—	5583	52584

Bristol County

Acuslnet . . . . .	1805	899	12	11	—	107	2334
ATTLEBORO . . . . .	4463	5461	21	50	—	259	10254
Berkley . . . . .	223	304	1	2	—	25	555
Dartmouth . . . . .	3980	3131	26	34	—	292	7463
Dighton . . . . .	736	735	2	4	—	50	1527
Easton . . . . .	1704	2237	8	15	—	125	4089
Fairhaven . . . . .	3635	2392	23	21	—	174	6245
FALL RIVER . . . . .	24546	11296	263	213	—	3011	39329
Freetown . . . . .	601	560	6	5	—	43	1215
Mansfield . . . . .	1432	1772	12	12	—	93	3321
NEW BEDFORD . . . . .	25411	13184	219	192	2	2629	41037
North Attleborough . . . . .	2583	2988	23	13	—	210	5817
Norton . . . . .	715	1575	8	4	—	45	2347
Raynham . . . . .	1012	1310	11	8	—	86	2427
Rehoboth . . . . .	726	1106	6	12	—	44	1894
Seekonk . . . . .	1636	1866	15	9	—	89	3615
Somerset . . . . .	3599	2552	13	29	—	242	6435
Swansea . . . . .	2478	2058	13	15	—	144	4708
TAUNTON . . . . .	7854	6133	46	52	—	826	14911
Westport . . . . .	1693	1458	13	12	—	134	3310
Totals . . . . .	90832	63017	741	713	2	3028	163333

Dukes County

Chilmark . . . . .	40	77	—	2	—	14	134
Edgartown . . . . .	245	359	3	1	—	36	640
Gay Head . . . . .	23	16	—	—	—	11	58
Gosnold . . . . .	13	24	—	—	—	1	35
Oak Bluffs . . . . .	218	322	3	3	—	49	591
Tisbury . . . . .	408	485	7	3	—	58	966
West Tisbury . . . . .	70	121	—	2	—	13	207
Totals . . . . .	1017	1404	13	11	—	182	2623

Essex County

Amesbury . . . . .	1679	1635	42	32	—	941	4329
Andover . . . . .	4607	3996	39	31	—	291	8964
BEVERLY . . . . .	8141	6152	73	46	—	812	15224
Boxford . . . . .	473	791	6	7	—	45	1322
Danvers . . . . .	5546	3494	38	39	—	392	9509
Essex . . . . .	447	549	3	2	—	45	1046
Georgetown . . . . .	864	908	8	8	—	76	1864
GLOUCESTER . . . . .	5026	4177	61	37	—	614	9915

## Treasurer — Continued

## Essex County — Concluded

Cities and Towns	Robert Q. Crane of Boston Democratic	Joseph E. Fernandes of Norton Republican	Domenico A. DiGirolamo of Quincy Socialist Labor	Julia B. Kohler of Boston Prohibition	All Others	Blanks	Total Ballots
Groveland . . . . .	945	779	4	9	—	79	1816
Hamilton . . . . .	1090	1325	8	11	—	102	2536
HAVERHILL . . . . .	11369	5807	166	98	—	1265	18705
Ipswich . . . . .	2102	1712	13	13	—	258	4098
LAWRENCE . . . . .	22367	4271	721	201	—	1433	28993
LYNN . . . . .	26838	8719	428	192	—	1736	37913
Lynnfield . . . . .	2114	2330	21	22	—	131	4618
Manchester . . . . .	896	1035	7	8	—	84	2032
Marblehead . . . . .	4298	4990	24	27	—	458	9797
Merrimac . . . . .	682	725	5	7	—	75	1494
Methuen . . . . .	9012	3747	236	67	—	592	13654
Middleton . . . . .	662	522	3	4	—	70	1261
Nahant . . . . .	1096	610	17	11	—	62	1796
Newbury . . . . .	576	846	5	5	—	74	1506
NEWBURYPORT . . . . .	2240	2072	39	47	—	1290	5688
North Andover . . . . .	3606	1858	66	20	—	175	5725
FEARBY . . . . .	11948	4102	148	80	—	1010	17288
Rockport . . . . .	955	1408	9	10	—	136	2518
Rowley . . . . .	471	549	3	5	—	51	1082
SALEM . . . . .	12446	3512	109	69	—	1099	17235
Salisbury . . . . .	693	694	15	8	—	108	1518
Saugus . . . . .	5790	3324	133	57	—	344	9648
Swampscott . . . . .	2732	2443	37	24	—	1020	6256
Topsfield . . . . .	635	1048	5	5	—	51	1744
Wenham . . . . .	461	882	1	14	—	51	1409
West Newbury . . . . .	320	513	2	2	—	52	889
Totals . . . . .	153130	81525	2495	1218	2	15022	253392

## Franklin County

Ashfield . . . . .	108	306	1	—	—	21	436
Bernardston . . . . .	127	337	1	—	—	26	491
Buckland . . . . .	243	413	—	2	—	37	695
Charlemont . . . . .	87	226	—	—	—	16	329
Colrain . . . . .	182	262	—	2	—	21	467
Conway . . . . .	101	232	1	2	—	12	348
Deerfield . . . . .	689	580	1	2	—	61	1333
Erving . . . . .	245	221	—	3	—	24	493
Gill . . . . .	140	221	1	—	—	15	377
Greenfield . . . . .	2581	3396	46	48	—	698	6769
Hawley . . . . .	22	48	—	—	—	—	70
Hcath . . . . .	26	73	1	1	—	2	103
Leverett . . . . .	88	193	2	—	—	12	295
Leyden . . . . .	38	78	1	2	—	11	130
Monroe . . . . .	43	21	—	—	—	4	68
Montague . . . . .	1897	1277	17	21	—	156	3368
New Salem . . . . .	57	116	—	—	—	4	177
Northfield . . . . .	235	633	—	4	—	27	899
Orange . . . . .	747	1236	5	8	—	83	2079
Rowe . . . . .	45	82	1	1	—	5	134
Shelburne . . . . .	220	507	2	3	—	37	769
Shutesbury . . . . .	70	60	1	2	—	11	144
Sunderland . . . . .	278	217	2	3	—	22	522
Warwick . . . . .	48	113	—	—	—	8	169
Wendell . . . . .	52	40	1	—	—	4	97
Whately . . . . .	211	198	3	2	—	28	442
Totals . . . . .	8580	11086	87	106	—	1345	21204

## Hampden County

Agawam . . . . .	3813	2670	53	15	—	252	6803
Blandford . . . . .	82	194	3	—	—	9	288
Brimfield . . . . .	276	282	5	4	—	33	600
Chester . . . . .	184	139	4	—	—	16	343
CHICOFEE . . . . .	14140	5129	149	112	—	1039	20569
East Longmeadow . . . . .	1411	2549	19	4	—	384	4367
Granville . . . . .	96	251	—	1	—	4	352
Hampden . . . . .	457	616	4	3	—	28	1108
Holland . . . . .	162	140	—	—	—	8	310
HOLYOKE . . . . .	9094	5241	177	135	—	3857	18504
Longmeadow . . . . .	1999	3795	24	13	—	184	6015
Ludlow . . . . .	3700	1562	27	32	—	211	5532
Monson . . . . .	1128	954	11	10	—	102	2205
Montgomery . . . . .	60	99	—	—	—	5	164
Palmer . . . . .	2834	1247	16	18	—	257	4372
Russell . . . . .	215	204	2	4	—	18	443

Treasurer — Continued

Hampden County — Concluded

Cities and Towns	Robert Q. Crane of Boston Democratic	Joseph E. Fernandes of Norton Republican	Domenico A. DiGirolamo of Quincy Socialist Labor	Julia B. Kohler of Boston Prohibition	All Others	Blanks	Total Ballots
Southwick . . . . .	885	852	5	9	—	38	1789
SPRINGFIELD . . . . .	22705	16935	641	290	—	9958	50529
Tolland . . . . .	28	30	—	—	—	2	60
Wales . . . . .	144	108	2	—	—	7	261
West Springfield . . . . .	4166	3908	105	48	—	1089	9316
WESTFIELD . . . . .	5497	3649	49	25	—	440	9660
Wilbraham . . . . .	1434	2175	22	—	—	87	3718
Totals . . . . .	74510	52729	1318	723	—	18028	147308

Hampshire County

Amherst . . . . .	1724	1925	28	17	—	208	3902
Belchertown . . . . .	824	656	7	5	—	41	1533
Chesterfield . . . . .	65	171	—	1	—	6	243
Cummington . . . . .	76	186	—	4	—	8	274
Easthampton . . . . .	3232	1795	29	20	—	266	5342
Goshen . . . . .	82	134	—	—	—	3	219
Granby . . . . .	784	687	6	4	—	40	1521
Hadley . . . . .	913	431	6	5	—	64	1419
Hatfield . . . . .	723	285	2	8	—	69	1087
Huntington . . . . .	290	259	2	2	—	13	566
Middlefield . . . . .	32	68	—	—	—	1	101
NORTHAMPTON . . . . .	6345	3310	39	37	—	471	10202
Pelham . . . . .	135	197	—	1	—	14	347
Plainfield . . . . .	37	64	—	—	—	8	109
South Hadley . . . . .	3212	2368	21	17	—	196	5814
Southampton . . . . .	516	488	6	3	—	32	1045
Ware . . . . .	2675	923	15	19	—	206	3838
Westhampton . . . . .	85	179	1	—	—	8	273
Williamsburg . . . . .	408	435	5	3	—	27	878
Worthington . . . . .	73	177	—	1	—	7	258
Totals . . . . .	22231	14738	167	147	—	1688	38971

Middlesex County

Acton . . . . .	1667	2011	10	7	—	113	3808
Arlington . . . . .	15944	7808	249	92	1	849	24943
Ashby . . . . .	332	370	2	4	—	27	735
Ashland . . . . .	1757	1030	15	10	—	113	2925
Ayer . . . . .	870	532	3	5	—	50	1460
Bedford . . . . .	2026	1704	26	14	—	130	3900
Belmont . . . . .	7912	5620	124	58	—	607	14321
Billerica . . . . .	4826	2161	38	32	—	231	7288
Boxborough . . . . .	174	267	1	1	1	14	458
Burlington . . . . .	4508	2120	46	31	—	195	6900
CAMBRIDGE . . . . .	25105	8164	512	209	—	2140	36130
Carlisle . . . . .	300	544	6	2	—	37	889
Chelmsford . . . . .	5058	3704	40	39	—	203	9044
Concord . . . . .	2397	2901	35	24	—	532	5889
Dracut . . . . .	4365	1771	41	41	—	299	6517
Dunstable . . . . .	161	232	2	—	—	17	412
EVERETT . . . . .	10046	3976	531	91	—	4039	18683
Framingham . . . . .	12260	6433	106	78	—	744	19621
Groton . . . . .	832	887	2	8	—	54	1783
Holliston . . . . .	1636	1477	9	11	—	96	3229
Hopkinton . . . . .	1117	841	4	7	—	70	2039
Hudson . . . . .	3323	1649	14	25	—	167	5178
Lexington . . . . .	5386	5543	103	37	—	1255	12324
Lincoln . . . . .	821	1090	13	15	—	100	2039
Littleton . . . . .	1030	845	6	10	—	57	1948
LOWELL . . . . .	25939	8646	249	198	—	1779	36811
MALDEN . . . . .	15331	5930	342	127	—	1360	23090
MARLBOROUGH . . . . .	6157	2595	65	22	—	406	9245
Maynard . . . . .	2298	996	27	13	—	182	3516
MEDFORD . . . . .	18218	7046	577	96	—	1467	27404
MELROSE . . . . .	5197	6020	87	56	—	1918	13278
Natick . . . . .	5834	4135	103	54	—	1242	11368
NEWTON . . . . .	23418	15139	331	156	1	1913	40958
North Reading . . . . .	2069	1512	12	19	—	100	3712
Pepperell . . . . .	842	781	7	2	—	84	1716
Reading . . . . .	4390	4037	22	35	—	275	8759
Sherborn . . . . .	439	601	7	12	—	47	1106
Shirley . . . . .	664	336	5	3	—	61	1069
SOMERVILLE . . . . .	25084	6381	733	184	—	1664	34046
Stoneham . . . . .	4658	2878	87	33	—	334	7990
Stow . . . . .	579	583	—	5	—	55	1222

## Treasurer — Continued

## Middlesex County — Concluded

Cities and Towns	Robert Q. Crane of Boston Democratic	Joseph E. Fernandes of Norton Republican	Domenico A. DiGirolamo of Quincy Socialist Labor	Julia B. Kohler of Boston Prohibition	All Others	Blanks	Total Ballots
Sudbury . . . . .	1553	2087	29	11	—	317	3997
Tewksbury . . . . .	3910	1707	24	13	—	130	5784
Townsend . . . . .	665	694	5	2	—	62	1428
Tyngsborough . . . . .	821	533	5	10	—	51	1420
Wakefield . . . . .	6401	4130	78	41	—	414	11064
WALTHAM . . . . .	10052	5762	304	87	—	3332	19537
Watertown . . . . .	10497	4752	286	58	—	673	16266
Wayland . . . . .	2269	2510	13	25	—	154	4971
Westford . . . . .	2009	1069	16	9	—	113	3216
Weston . . . . .	1669	2629	14	23	—	157	4492
Wilmington . . . . .	3263	1771	36	25	15	173	5283
Winchester . . . . .	3652	4473	76	36	—	989	9226
WOBURN . . . . .	7774	3338	159	116	—	1853	13240
Totals . . . . .	209505	166751	5637	2322	18	33444	517677

## Nantucket County

Nantucket . . . . .	433	788	4	4	—	140	1369
---------------------	-----	-----	---	---	---	-----	------

## Norfolk County

Avon . . . . .	1216	677	7	8	—	69	1977
Bellingham . . . . .	2457	1026	20	11	—	100	3614
Braintree . . . . .	9277	5021	110	58	—	381	14847
Brookline . . . . .	12087	8743	177	131	—	3902	25040
Canton . . . . .	4192	1988	51	12	—	160	6403
Cohasset . . . . .	1365	1533	13	7	—	94	3012
Dedham . . . . .	7205	3756	109	38	—	430	11538
Dover . . . . .	608	1146	5	16	2	71	1848
Foxborough . . . . .	1829	2045	9	10	—	84	3977
Franklin . . . . .	3699	1507	51	15	—	196	5468
Holbrook . . . . .	2443	1452	20	14	—	115	4044
Medfield . . . . .	1295	1261	6	5	—	81	2648
Medway . . . . .	1525	966	12	7	—	71	2581
Millis . . . . .	1085	798	4	7	—	73	1967
Milton . . . . .	9276	4349	85	54	—	470	14234
Needham . . . . .	6020	6594	46	50	—	490	13200
Norfolk . . . . .	606	588	7	8	—	33	1242
Norwood . . . . .	8281	3305	61	34	—	372	12053
Plainville . . . . .	558	873	2	4	—	40	1477
QUINCY . . . . .	25315	10992	608	175	—	1461	38551
Randolph . . . . .	5976	2799	70	22	—	270	9137
Sharon . . . . .	2916	1686	35	28	—	116	4781
Stoughton . . . . .	4597	2313	54	23	—	199	7186
Walpole . . . . .	3685	2349	29	25	—	212	6300
Wellesley . . . . .	5383	6196	52	38	1	449	12119
Westwood . . . . .	2800	2564	30	7	—	160	5561
Weymouth . . . . .	12669	6487	150	117	—	585	20008
Wrentham . . . . .	882	990	4	5	—	40	1921
Totals . . . . .	139247	84004	1827	929	3	10724	236734

## Plymouth County

Abington . . . . .	2477	1882	21	4	—	141	4525
Bridgewater . . . . .	1886	1447	21	14	—	138	3506
BROCKTON . . . . .	18220	10663	248	120	—	1178	30429
Carver . . . . .	353	377	4	2	—	53	789
Duxbury . . . . .	825	1701	8	9	—	116	2659
East Bridgewater . . . . .	1217	1426	8	17	—	106	2774
Halifax . . . . .	533	438	5	6	—	41	1023
Hanover . . . . .	1414	1351	16	15	—	97	2893
Hanson . . . . .	1024	897	7	6	—	98	2032
Hingham . . . . .	3477	3376	44	23	—	251	7171
Hull . . . . .	2290	819	30	12	—	151	3302
Kingston . . . . .	1019	935	11	4	—	100	2069
Lakeville . . . . .	629	777	8	3	—	45	1462
Marion . . . . .	444	831	5	7	—	47	1334
Marshfield . . . . .	2338	1785	13	12	—	117	4265
Mattapoisett . . . . .	688	922	7	4	—	56	1677
Middleborough . . . . .	2059	2162	8	12	—	158	4399
Norwell . . . . .	1315	1295	7	3	1	88	2709
Pembroke . . . . .	1477	1370	12	6	—	75	2940
Plymouth . . . . .	3462	2667	27	22	—	353	6531
Plympton . . . . .	173	183	—	3	—	13	372
Rochester . . . . .	245	364	1	1	—	15	626

Treasurer — Continued

Plymouth County — Concluded

Cities and Towns	Robert Q. Crane of Boston Democratic	Joseph E. Fernandes of Norton Republican	Domenico A. DiGirolamo of Quincy Socialist Labor	Julia B. Kohler of Boston Prohibition	All Others	Blanks	Total Ballots
Rockland . . . . .	3187	1505	26	9	—	188	4915
Seituate . . . . .	3194	2471	22	20	—	173	5880
Wareham . . . . .	1663	1500	8	13	—	198	3382
West Bridgewater . . . . .	879	1243	8	17	—	86	2233
Whitman . . . . .	2282	1800	14	15	—	163	4279
Totals . . . . .	58770	46187	589	379	1	4250	110176

Suffolk County

BOSTON . . . . .	131048	39946	2644	1155	—	45669	220462
CHELSEA . . . . .	8845	1678	179	82	—	1097	11831
REVERE . . . . .	12631	3422	529	88	—	1371	18041
Winthrop . . . . .	4834	2216	113	43	—	1390	8596
Totals . . . . .	157358	47262	3465	1368	—	49527	258980

Worcester County

Ashburnham . . . . .	649	477	5	2	—	62	1195
Athol . . . . .	2232	2000	15	35	—	232	4514
Auburn . . . . .	3297	2548	12	23	—	210	6090
Barre . . . . .	868	553	10	3	—	96	1530
Berlin . . . . .	251	401	5	4	—	33	694
Blackstone . . . . .	1761	454	13	4	—	45	2277
Bolton . . . . .	267	351	4	1	—	20	643
Boylston . . . . .	475	574	2	6	—	45	1102
Brookfield . . . . .	310	358	1	3	—	33	705
Charlton . . . . .	713	586	4	5	—	47	1355
Clinton . . . . .	3256	1427	41	30	—	266	5020
Douglas . . . . .	681	553	4	2	—	53	1293
Dudley . . . . .	1799	715	12	14	—	139	2679
East Brookfield . . . . .	366	258	3	2	—	50	679
FITCHBURG . . . . .	10493	4558	164	75	—	806	16096
GARDNER . . . . .	4808	2132	29	33	—	486	7488
Grafton . . . . .	2271	1365	19	7	—	191	3853
Hardwick . . . . .	659	264	5	5	—	56	989
Harvard . . . . .	370	675	3	3	—	31	1082
Holden . . . . .	1854	3103	9	12	—	171	5149
Hopedale . . . . .	1006	957	9	4	—	64	2040
Hubbardston . . . . .	243	281	2	1	—	40	567
Lancaster . . . . .	595	806	9	10	—	88	1508
Leicester . . . . .	2065	993	12	13	—	124	3207
LEOMINSTER . . . . .	7250	3652	88	30	—	538	11558
Lunenburg . . . . .	1348	1309	10	8	—	95	2770
Mendon . . . . .	439	515	3	4	—	26	987
Millford . . . . .	5354	1988	204	18	—	494	8058
Millbury . . . . .	2913	1165	17	15	—	155	4265
Millville . . . . .	553	122	1	3	—	22	701
New Braintree . . . . .	83	92	—	1	—	8	184
North Brookfield . . . . .	990	617	2	8	—	112	1729
Northborough . . . . .	1431	1336	6	10	—	72	2855
Northbridge . . . . .	2058	1376	45	41	—	752	4272
Oakham . . . . .	106	148	—	—	—	16	270
Oxford . . . . .	2126	1041	22	15	—	144	3348
Paxton . . . . .	545	666	1	4	—	33	1249
Petersham . . . . .	139	273	—	—	—	16	428
Phillipston . . . . .	115	129	1	2	—	4	251
Princeton . . . . .	182	380	1	2	—	28	593
Royalston . . . . .	130	117	1	2	—	11	261
Rutland . . . . .	479	475	5	1	—	31	991
Shrewsbury . . . . .	4019	3104	67	20	—	268	7478
Southborough . . . . .	982	870	8	6	—	92	1958
Southbridge . . . . .	5014	1809	63	19	—	449	7354
Spencer . . . . .	2041	1129	9	5	—	194	3378
Sterling . . . . .	527	769	3	3	—	45	1347
Sturbridge . . . . .	972	664	4	7	—	104	1751
Sutton . . . . .	745	706	8	9	—	65	1533
Templeton . . . . .	1155	695	2	11	—	64	1927
Upton . . . . .	624	662	5	7	—	103	1401
Uxbridge . . . . .	2341	863	28	10	—	139	3381
Warren . . . . .	1006	459	10	6	—	102	1583
Webster . . . . .	4274	1440	34	27	—	313	6088
West Boylston . . . . .	1141	1171	7	8	—	75	2402
West Brookfield . . . . .	433	492	6	1	—	43	975
Westborough . . . . .	1653	1925	16	10	—	131	3735
Westminster . . . . .	845	700	7	6	—	84	1642

Treasurer — Concluded

Worcester County — Concluded

Cities and Towns	Robert Q. Crane of Boston Democratic	Joseph E. Fernandes of Norton Republican	Domenico A. DiGirolamo of Quincy Socialist Labor	Julia B. Kohler of Boston Prohibition	All Others	Blanks	Total Ballots
Winchendon . . . . .	1445	736	7	8	-	109	2305
WORCESTER . . . . .	44867	21712	831	322	-	3765	71497
Totals . . . . .	441614	81696	1914	946	-	12090	238260

Aggregate of Votes

Counties	Robert Q. Crane of Boston Democratic	Joseph E. Fernandes of Norton Republican	Domenico A. DiGirolamo of Quincy Socialist Labor	Julia B. Kohler of Boston Prohibition	All Others	Blanks	Total Ballots
BARNSTABLE . . . . .	13545	19049	112	126	1	1378	34211
BERKSHIRE . . . . .	27209	19131	450	211	-	5583	52584
BRISTOL . . . . .	90832	63017	741	713	2	8028	163333
DUKES COUNTY . . . . .	1017	1404	13	11	-	182	2627
ESSEX . . . . .	153130	81525	2495	1218	2	15022	253392
FRANKLIN . . . . .	8580	11086	87	106	-	1345	21204
HAMPDEN . . . . .	74510	52729	1318	723	-	18028	147308
HAMPSHIRE . . . . .	22231	14738	167	147	-	1688	38971
MIDDLESEX . . . . .	309505	166751	5637	2322	18	33444	517677
NANTUCKET . . . . .	433	788	4	4	-	140	1369
NORFOLK . . . . .	139247	84004	1827	929	3	10721	236734
PLYMOUTH . . . . .	58770	46187	589	379	1	4250	110176
SUFFOLK . . . . .	157358	47262	3465	1368	-	49527	258980
WORCESTER . . . . .	441614	81696	1914	946	-	12090	238260
Totals . . . . .	1197981	689367	18819	9203	27	161429	2076826

Auditor

Barnstable County

Cities and Towns	Thaddeus Buczko of Salem Democratic	John J. Buckley of Belmont Republican	August O. Johnson of Medford Socialist Labor	Roger I. Williams of Auburn Prohibition	All Others	Blanks	Total Ballots
Barnstable . . . . .	2633	4700	21	20	-	283	7657
Bourne . . . . .	1161	1445	13	13	-	95	2727
Brewster . . . . .	221	579	2	4	-	15	821
Chatham . . . . .	519	1507	7	11	-	34	2078
Dennis . . . . .	762	1793	14	8	-	76	2653
Eastham . . . . .	317	558	3	1	-	25	904
Falmouth . . . . .	2341	2981	10	13	-	234	5579
Harwich . . . . .	676	1683	7	6	-	58	2430
Mashpee . . . . .	148	194	4	-	-	21	367
Orleans . . . . .	473	1080	3	2	-	61	1619
Provincetown . . . . .	581	483	13	3	-	57	1137
Sandwich . . . . .	418	713	3	4	1	46	1185
Truro . . . . .	142	221	3	-	-	13	379
Wellfleet . . . . .	223	422	5	3	-	23	676
Yarmouth . . . . .	1350	2544	7	10	-	88	3999
Totals . . . . .	11965	20903	115	98	1	1129	34211

Berkshire County

Adams . . . . .	3381	1321	18	13	-	218	4951
Alford . . . . .	21	80	-	1	-	5	107
Becket . . . . .	58	146	7	2	-	36	249
Cheshire . . . . .	485	345	5	3	-	42	880
Clarksburg . . . . .	300	293	1	-	-	25	619
Dalton . . . . .	1127	1370	5	13	-	82	2597
Egremont . . . . .	87	292	2	1	-	12	394
Florida . . . . .	95	115	-	-	-	18	228
Great Barrington . . . . .	1126	1141	17	9	-	159	2452
Hancock . . . . .	50	111	1	-	-	13	175
Hinsdale . . . . .	225	261	-	-	-	19	505
Lanesborough . . . . .	448	522	6	-	-	38	1014
Lee . . . . .	562	857	15	20	-	321	1778
Lenox . . . . .	540	785	17	13	-	183	1543

Auditor — Continued

Berkshire County — Concluded

Cities and Towns	Thaddeus Buczko of Salem Democratic	John J. Buckley of Belmont Republican	August O. Johnson of Medford Socialist Labor	Roger I. Williams of Auburn Prohibition	All Others	Blanks	Total Ballots
Monterey . . . . .	60	151	2	2	-	16	231
Mount Washington . . . . .	3	22	-	-	-	-	25
New Ashford . . . . .	23	43	-	-	-	1	67
New Marlborough . . . . .	47	199	2	1	-	13	262
NORTH ADAMS . . . . .	4185	2588	40	28	-	417	7258
Otis . . . . .	39	119	1	1	-	28	188
Peru . . . . .	17	48	-	1	-	3	69
PITTSFIELD . . . . .	8426	8609	192	136	-	3892	21255
Richmond . . . . .	136	233	1	-	-	15	385
Sandisfield . . . . .	68	65	-	-	-	13	146
Savoy . . . . .	42	50	-	-	-	7	99
Sheffield . . . . .	175	555	2	2	-	28	762
Stockbridge . . . . .	329	451	6	6	-	46	838
Tyringham . . . . .	44	65	-	1	-	6	116
Washington . . . . .	39	66	2	-	-	2	109
West Stockbridge . . . . .	176	217	1	2	-	30	426
Williamstown . . . . .	1098	1451	15	9	-	119	2692
Windsor . . . . .	66	94	-	1	-	3	164
Totals . . . . .	23478	22665	358	265	-	5818	52584

Bristol County

Acushnet . . . . .	2038	661	13	4	-	118	2834
ATTLEBORO . . . . .	4769	4992	51	27	-	415	10254
Berkley . . . . .	212	299	4	5	-	35	555
Dartmouth . . . . .	4327	2713	28	25	-	370	7463
Dighton . . . . .	735	718	5	6	-	63	1527
Easton . . . . .	1524	2418	13	12	-	122	4089
Fairhaven . . . . .	3874	2111	26	14	-	220	6245
FALL RIVER . . . . .	26215	8651	294	216	-	3953	39329
Freetown . . . . .	568	591	4	4	-	48	1215
Mansfield . . . . .	1473	1693	12	12	-	131	3321
NEW BEDFORD . . . . .	27402	10681	298	243	-	2413	41037
North Attleborough . . . . .	2541	2938	25	9	-	304	5817
Norton . . . . .	975	1240	18	6	-	108	2347
Raynham . . . . .	987	1280	16	9	-	135	2427
Rehoboth . . . . .	703	1102	9	14	-	66	1894
Seekonk . . . . .	1614	1846	23	14	-	118	3615
Somerset . . . . .	3831	2206	23	24	-	351	6435
Swansea . . . . .	2619	1856	26	19	-	188	4708
TAUNTON . . . . .	8475	5115	63	73	-	1185	14911
Westport . . . . .	1692	1412	19	8	-	179	3310
Totals . . . . .	96574	54523	970	744	-	10522	163333

Dukes County

Chilmark . . . . .	31	94	-	1	-	7	133
Edgartown . . . . .	190	422	2	1	-	29	644
Gay Head . . . . .	22	18	-	-	-	10	50
Gosnold . . . . .	13	24	-	-	-	1	38
Oak Bluffs . . . . .	181	362	-	5	-	47	595
Tisbury . . . . .	347	550	5	2	-	57	961
West Tisbury . . . . .	57	130	2	2	-	15	206
Totals . . . . .	841	1600	9	11	-	166	2627

Essex County

Amesbury . . . . .	1527	1907	61	33	-	801	4329
Andover . . . . .	3919	4766	17	23	-	239	8964
BEVERLY . . . . .	8478	6192	34	34	1	485	15224
Boxford . . . . .	407	880	2	4	-	29	1322
Danvers . . . . .	5758	3507	27	19	-	198	9509
Essex . . . . .	387	621	3	-	-	35	1046
Georgetown . . . . .	724	1058	14	8	-	60	1864
GLOUCESTER . . . . .	4942	4431	48	27	-	467	9915
Groveland . . . . .	813	921	7	9	-	66	1816
Hamilton . . . . .	1014	1449	7	12	-	54	2536
HAVERHILL . . . . .	10377	6926	154	85	-	1163	18705
Ipswich . . . . .	2062	1842	12	14	-	168	4098
LAWRENCE . . . . .	21314	5848	245	187	-	1399	28993
LYNN . . . . .	26889	9270	255	152	-	1347	37913
Lynnfield . . . . .	1922	2584	9	9	-	94	4618
Manchester . . . . .	775	1210	3	4	-	40	2032
Marblehead . . . . .	4625	4867	26	18	-	261	9797
Merrimae . . . . .	533	878	10	9	-	59	1494
Methuen . . . . .	8486	4459	88	82	-	539	13654

Auditor — Continued

Essex County — Concluded

Cities and Towns	Thaddeus Buczek of Salem Democratic	John J. Buckley of Belmont Republican	August O. Johnson of Medford Socialist Labor	Roger I. Williams of Auburn Prohibition	All Others	Blanks	Total Ballots
Middleton . . . . .	706	514	3	4	—	34	1261
Nahant . . . . .	1090	642	9	5	—	50	1796
Newbury . . . . .	455	986	7	5	—	53	1506
NEWBURY PORT . . . . .	2058	2475	57	33	—	1065	5688
North Andover . . . . .	3316	2169	44	31	—	165	5725
PEABODY . . . . .	13193	3432	70	28	—	565	17288
Rockport . . . . .	878	1509	14	12	—	105	2518
Rowley . . . . .	376	655	6	5	—	40	1082
SALEM . . . . .	14460	2305	49	22	—	399	17235
Salisbury . . . . .	562	839	10	10	—	97	1518
Saugus . . . . .	5125	3831	66	41	—	285	9648
Swampscott . . . . .	3000	2579	24	24	—	629	6256
Topsfield . . . . .	642	1072	3	3	—	24	1744
Wenham . . . . .	406	968	3	10	—	22	1409
West Newbury . . . . .	267	578	5	3	—	36	889
Totals . . . . .	151791	88170	1392	965	1	11073	253392

Franklin County

Ashfield . . . . .	73	344	2	—	—	17	436
Bernardston . . . . .	92	372	4	—	—	23	491
Buckland . . . . .	190	462	1	2	—	40	695
Charlemont . . . . .	61	251	—	1	—	16	329
Colrain . . . . .	144	297	1	1	—	24	467
Conway . . . . .	80	255	1	1	—	11	348
Deerfield . . . . .	676	602	5	3	—	47	1333
Erving . . . . .	212	255	—	5	—	21	493
Gill . . . . .	126	236	1	—	—	14	377
Greenfield . . . . .	2296	3740	50	34	—	649	6769
Hawley . . . . .	7	63	—	—	—	—	70
Heath . . . . .	13	86	1	2	—	1	103
Leverett . . . . .	65	216	4	1	—	9	295
Leyden . . . . .	31	90	1	—	—	8	130
Monroe . . . . .	41	23	—	—	—	4	68
Montague . . . . .	1887	1315	16	8	—	142	3368
New Salem . . . . .	31	142	—	—	—	4	177
Northfield . . . . .	181	637	1	7	—	23	899
Orange . . . . .	585	1404	6	2	—	82	2079
Rowe . . . . .	35	94	1	—	—	4	134
Shelburne . . . . .	173	553	2	3	—	38	769
Shutesbury . . . . .	56	79	4	—	—	5	144
Sunderland . . . . .	280	219	1	1	—	21	522
Warwick . . . . .	38	122	1	—	—	8	169
Wendell . . . . .	44	49	—	—	—	4	97
Whately . . . . .	217	198	3	—	—	24	442
Totals . . . . .	7634	12154	106	71	—	1239	21204

Hampden County

Agawam . . . . .	3523	2979	31	12	—	258	6803
Blandford . . . . .	56	224	2	—	—	6	288
Brimfield . . . . .	235	329	3	5	—	28	600
Chester . . . . .	143	178	—	—	—	22	343
CHICOPEE . . . . .	14768	4660	135	74	—	932	20569
East Longmeadow . . . . .	1110	2901	19	10	—	327	4367
Granville . . . . .	64	280	1	2	—	5	352
Hampden . . . . .	376	695	6	3	—	28	1108
Holland . . . . .	146	151	1	—	—	12	310
HOLYOKE . . . . .	8407	5919	199	165	—	3814	18504
Longmeadow . . . . .	1525	4267	21	8	—	194	6015
Ludlow . . . . .	3838	1447	33	15	—	199	5532
Monson . . . . .	1086	998	10	8	—	103	2205
Montgomery . . . . .	45	113	1	2	—	3	164
Palmer . . . . .	2979	1190	18	13	—	172	4372
Russell . . . . .	181	236	2	1	—	23	443
Southwick . . . . .	789	952	7	3	—	38	1789
SPRINGFIELD . . . . .	20034	20356	427	420	—	9292	50529
Tolland . . . . .	20	39	—	—	—	1	60
Wales . . . . .	135	116	4	2	—	4	261
West Springfield . . . . .	3642	4497	81	68	—	1028	9316
WESTFIELD . . . . .	5214	3968	42	23	—	413	9660
Wilbraham . . . . .	1424	2209	11	3	—	71	3718
Totals . . . . .	69740	58704	1054	837	—	16973	147308



Auditor — Continued

Hampshire County

Cities and Towns	Thaddeus Buczko of Salem Democratic	John J. Buckley of Belmont Republican	August O. Johnson of Medford Socialist Labor	Roger I. Williams of Auburn Prohibition	All Others	Blanks	Total Ballots
Amherst . . . . .	1312	2318	33	13	-	256	3902
Belchertown . . . . .	755	729	2	4	-	43	1533
Chesterfield . . . . .	59	183	-	1	-	-	243
Cummington . . . . .	48	214	-	3	-	9	274
Easthampton . . . . .	3192	1867	22	9	-	52	5342
Goshen . . . . .	49	166	-	1	-	3	219
Granby . . . . .	712	758	4	5	-	42	1521
Hadley . . . . .	926	439	2	1	-	51	1419
Hatfield . . . . .	752	290	1	2	-	42	1087
Huntington . . . . .	236	306	2	1	-	21	566
Middlefield . . . . .	30	70	-	-	-	1	101
NORTHAMPTON . . . . .	5686	3929	43	22	-	522	10202
Pelham . . . . .	110	218	-	-	-	19	347
Plainfield . . . . .	25	77	1	-	-	6	109
South Hadley . . . . .	3032	2540	25	11	-	206	5814
Southampton . . . . .	487	518	6	4	-	30	1045
Ware . . . . .	2750	877	18	16	-	177	3838
Westhampton . . . . .	63	201	1	1	-	7	273
Williamsburg . . . . .	342	498	4	3	-	31	878
Worthington . . . . .	51	194	-	1	-	12	258
Totals . . . . .	20617	16392	164	98	-	1700	38971

Middlesex County

Acton . . . . .	1205	2509	13	4	-	77	3808
Arlington . . . . .	13395	10653	127	58	-	710	24943
Asbury . . . . .	250	455	4	2	-	24	735
Ashland . . . . .	1412	1395	9	8	-	101	2925
Ayer . . . . .	725	676	8	4	-	47	1460
Bedford . . . . .	1576	2198	20	12	-	94	3900
Belmont . . . . .	5569	8247	45	23	-	437	14321
Billerica . . . . .	4131	2895	42	28	-	192	7288
Boxborough . . . . .	110	336	2	4	-	6	458
Burlington . . . . .	3881	2811	21	22	-	165	6900
CAMBRIDGE . . . . .	22438	11008	377	152	-	2155	36130
Carlisle . . . . .	212	645	4	1	-	27	889
Chelmsford . . . . .	4190	4647	30	14	-	163	9044
Concord . . . . .	1764	3674	22	19	-	410	5889
Dracut . . . . .	4156	2032	58	24	-	247	6517
Dunstable . . . . .	137	255	2	3	-	15	412
EVERETT . . . . .	9322	5567	192	135	-	3467	18683
Frammingham . . . . .	10182	8549	76	53	-	761	19621
Groton . . . . .	665	1063	2	4	-	49	1783
Holliston . . . . .	1212	1923	8	2	-	84	3229
Hopkinton . . . . .	908	1052	2	5	-	72	2039
Hudson . . . . .	2941	2008	17	7	-	205	5178
Lexington . . . . .	4400	6840	74	29	-	981	12324
Lincoln . . . . .	568	1385	9	11	-	66	2039
Littleton . . . . .	782	1110	8	5	-	43	1948
LOWELL . . . . .	24471	10374	270	131	-	1565	36811
MALDEN . . . . .	12993	8739	155	66	-	1137	23090
MARLBOROUGH . . . . .	5177	3625	37	19	-	387	9245
Maynard . . . . .	2079	1232	27	13	-	165	3516
MEDFORD . . . . .	16692	8861	381	62	-	1408	27404
MELROSE . . . . .	4530	7519	61	42	-	1126	13278
Natick . . . . .	4647	5527	69	55	-	1070	11368
NEWTON . . . . .	20411	18583	240	82	-	1642	40958
North Reading . . . . .	1717	1899	13	6	-	77	3712
Pepperell . . . . .	726	905	7	7	-	71	1716
Reading . . . . .	3510	5031	28	25	-	165	8759
Sherborn . . . . .	293	779	5	9	-	20	1106
Shirley . . . . .	562	448	4	1	-	54	1069
SOMERVILLE . . . . .	23110	8771	363	157	-	1645	34046
Stoneham . . . . .	3960	3693	40	22	-	275	7990
Stow . . . . .	419	76	4	1	-	36	1222
Sudbury . . . . .	1128	2578	18	13	-	260	3997
Tewksbury . . . . .	3460	2189	21	11	-	103	5784
Townsend . . . . .	532	828	5	6	-	57	1428
Tyngsborough . . . . .	720	639	12	3	-	46	1420
Wakefield . . . . .	5591	5078	38	22	-	335	11064
WALTHAM . . . . .	8297	8489	166	80	-	2505	19537
Watertown . . . . .	8899	6573	97	47	-	650	16266
Wayland . . . . .	1759	3088	12	10	-	102	4971
Westford . . . . .	1734	1375	6	4	-	97	3216
Weston . . . . .	1214	3154	15	10	-	99	4492
Wilmington . . . . .	2862	2239	29	12	1	140	5283

Auditor — Continued

Middlesex County — Concluded

Cities and Towns	Thaddeus Buczko of Salem Democratic	John J. Buckley of Belmont Republican	August O. Johnson of Medford Socialist Labor	Roger I. Williams of Auburn Prohibition	All Others	Blanks	Total Ballots
Winchester . . . . .	3098	5334	31	26	—	737	9226
Woburn . . . . .	6846	4558	121	88	—	1627	13240
Totals . . . . .	267568	216803	3447	1659	1	28199	517677

Nantucket County

Nantucket . . . . .	360	887	4	—	—	118	1369
---------------------	-----	-----	---	---	---	-----	------

Norfolk County

Avon . . . . .	1090	804	7	3	—	73	1977
Bellingham . . . . .	2296	1162	32	12	—	112	3614
Braintree . . . . .	8289	6094	51	39	—	374	14847
Brookline . . . . .	10711	10899	158	97	—	3175	25040
Canton . . . . .	3847	2365	23	17	—	151	6403
Cohasset . . . . .	1117	1824	6	5	—	60	3012
Dedham . . . . .	6477	4588	60	25	—	388	11538
Dover . . . . .	434	1367	2	3	—	42	1848
Foxborough . . . . .	1675	2185	13	9	—	95	3977
Franklin . . . . .	3328	1867	23	12	—	238	5468
Holbrook . . . . .	2256	1642	12	13	—	121	4044
Medfield . . . . .	991	1588	7	7	—	55	2648
Medway . . . . .	1303	1188	12	3	—	75	2581
Millis . . . . .	918	988	3	3	—	55	1967
Milton . . . . .	8320	5451	49	30	—	384	14234
Needham . . . . .	4811	8012	21	30	—	326	13200
Norfolk . . . . .	510	697	5	5	—	25	1242
Norwood . . . . .	7528	4080	43	28	—	374	12053
Plainville . . . . .	510	902	4	6	—	55	1477
Quincy . . . . .	23013	13789	218	107	—	1424	38551
Randolph . . . . .	6052	2694	53	23	—	315	9137
Sharon . . . . .	2616	1995	17	14	—	139	4781
Stoughton . . . . .	4099	2796	41	21	—	229	7186
Walpole . . . . .	3199	2872	23	19	—	187	6300
Wellesley . . . . .	3961	7789	32	25	—	312	12119
Westwood . . . . .	2236	3212	10	5	—	98	5561
Weymouth . . . . .	11310	8028	72	73	—	525	20008
Wrentham . . . . .	796	1061	8	8	—	48	1921
Totals . . . . .	123693	101939	1005	642	—	9455	236734

Plymouth County

Abington . . . . .	2121	2256	23	10	—	115	4525
Bridgewater . . . . .	1716	1606	29	9	—	146	3506
Brockton . . . . .	16972	11835	267	91	1	1263	30429
Carver . . . . .	290	440	7	3	—	49	789
Duxbury . . . . .	596	2000	6	2	—	55	2659
East Bridgewater . . . . .	1120	1528	18	8	—	100	2774
Halifax . . . . .	485	506	4	5	—	23	1023
Hanover . . . . .	1142	1663	12	8	—	68	2893
Hanson . . . . .	809	1139	9	4	—	71	2032
Hingham . . . . .	2807	4163	21	6	—	174	7171
Hull . . . . .	2171	963	13	12	—	143	3302
Kingston . . . . .	895	1049	9	5	—	111	2069
Lakeville . . . . .	557	855	7	1	—	42	1462
Marion . . . . .	420	871	3	1	—	39	1334
Marshfield . . . . .	2014	2144	8	15	—	84	4265
Mattapoisett . . . . .	657	957	4	3	—	56	1677
Middleborough . . . . .	1710	2507	15	8	—	159	4399
Norwell . . . . .	1106	1541	6	3	—	53	2709
Pembroke . . . . .	1342	1510	12	11	—	65	2940
Plymouth . . . . .	3122	2997	23	24	—	365	6531
Plympton . . . . .	139	223	3	—	—	7	372
Rochester . . . . .	199	409	1	2	—	15	626
Rockland . . . . .	2723	1991	22	9	—	170	4915
Scituate . . . . .	2708	2989	12	14	—	157	5880
Wareham . . . . .	1486	1683	12	8	—	193	3382
West Bridgewater . . . . .	712	1432	26	4	—	59	2233
Whitman . . . . .	1962	2141	19	11	—	146	4279
Totals . . . . .	51981	53398	591	277	1	3928	110176

Suffolk County

Boston . . . . .	124907	53097	1680	975	—	39803	220462
Chelsea . . . . .	8760	1968	103	60	—	990	11881
Revere . . . . .	12481	3972	153	88	—	1347	18041
Winthrop . . . . .	4470	2889	64	39	—	1134	8596
Totals . . . . .	150618	61926	2000	1162	—	43274	258980

Auditor — Continued

Worcester County

Cities and Towns	Thaddeus Buczko of Salem Democratic	John J. Buckley of Belmont Republican	August O. Johnson of Medford Socialist Labor	Roger I. Williams of Auburn Prohibition	All Others	Blanks	Total Ballots
Ashburnham . . . . .	528	597	8	2	-	60	1195
Athol . . . . .	1947	2315	11	-	-	234	4514
Auburn . . . . .	2772	2976	18	160	-	164	6090
Barre . . . . .	713	706	4	4	-	103	1530
Berlin . . . . .	198	465	4	-	-	20	694
Blackstone . . . . .	1700	484	18	11	-	64	2277
Bolton . . . . .	205	418	3	2	-	15	643
Boylston . . . . .	379	680	5	4	-	34	1102
Brookfield . . . . .	260	419	3	3	-	20	705
Charlton . . . . .	619	664	8	18	-	46	1355
Clinton . . . . .	3140	1627	20	12	-	221	5020
Douglas . . . . .	620	620	5	3	-	45	1293
Dudley . . . . .	1836	721	9	15	-	98	2679
East Brookfield . . . . .	310	325	3	3	-	38	679
FITCHBURG . . . . .	9408	5755	103	48	-	782	16096
GARDNER . . . . .	4362	2618	43	18	-	447	7488
Grafton . . . . .	2034	1613	15	21	-	170	3853
Hardwick . . . . .	645	289	5	1	-	49	989
Harvard . . . . .	293	757	2	2	-	28	1082
Holden . . . . .	1294	3688	27	13	-	127	5149
Hopedale . . . . .	909	1068	3	2	-	58	2040
Hubbardston . . . . .	189	335	4	-	-	39	567
Lancaster . . . . .	472	946	7	9	-	74	1508
Leicester . . . . .	1764	1272	17	34	-	120	3207
LEOMINSTER . . . . .	6456	4427	45	24	-	606	11558
Lunenburg . . . . .	1138	1522	10	7	-	93	2770
Mendon . . . . .	359	594	2	4	-	28	987
Milford . . . . .	5282	2154	44	18	-	560	8058
Millbury . . . . .	2559	1505	22	40	-	139	4265
Millville . . . . .	505	167	3	3	-	23	701
New Braintree . . . . .	65	114	-	-	-	5	184
North Brookfield . . . . .	869	741	3	6	-	110	1729
Northborough . . . . .	1086	1685	11	12	-	61	2855
Northbridge . . . . .	1682	1909	61	38	-	582	4272
Oakham . . . . .	81	174	-	-	-	15	270
Oxford . . . . .	1828	1314	18	51	-	137	3348
Paxton . . . . .	445	767	4	4	-	29	1249
Petersham . . . . .	93	320	-	-	-	15	428
Phillipston . . . . .	91	153	2	-	-	5	251
Princeton . . . . .	118	443	4	4	-	24	593
Royalston . . . . .	123	126	1	2	-	9	261
Rutland . . . . .	358	598	5	3	-	27	991
Shrewsbury . . . . .	3457	3680	21	56	-	264	7478
Southborough . . . . .	763	1106	9	3	-	77	1958
Southbridge . . . . .	4690	2147	41	31	-	445	7354
Spencer . . . . .	1815	1346	13	12	-	192	3378
Sterling . . . . .	408	885	7	6	-	41	1347
Sturbridge . . . . .	827	806	7	10	-	101	1751
Sutton . . . . .	631	818	15	14	-	55	1533
Templeton . . . . .	983	877	7	5	-	55	1927
Upton . . . . .	480	827	5	4	-	85	1401
Uxbridge . . . . .	2199	1003	21	17	-	141	3381
Warren . . . . .	1020	470	4	2	-	87	1583
Webster . . . . .	4272	1517	27	38	-	234	6088
West Boylston . . . . .	871	1445	7	15	-	64	2402
West Brookfield . . . . .	379	552	3	5	-	36	975
Westborough . . . . .	1303	2287	11	17	-	117	3735
Westminster . . . . .	680	864	9	8	-	81	1642
Winchendon . . . . .	1258	930	9	3	-	105	2305
WORCESTER . . . . .	40213	26889	468	506	-	3421	71497
Totals . . . . .	125984	98520	1264	1367	-	11125	238260

Aggregate of Votes

Counties	Thaddeus Buczko	John J. Buckley	August O. Johnson	Roger I. Williams	All Others	Blanks	Total Ballots
BARNSTABLE . . . . .	11965	20903	115	98	1	1129	34211
BERKSHIRE . . . . .	23478	22665	358	265	-	5318	52584
BRISTOL . . . . .	96574	54523	970	744	-	10522	163333
DUKES COUNTY . . . . .	841	1600	9	11	-	166	2627
ESSEX . . . . .	151791	88170	1392	965	1	11073	253392
FRANKLIN . . . . .	7634	12154	106	71	-	1239	21204
HAMPDEN . . . . .	69740	58704	1054	837	-	16973	147308
HAMPSHIRE . . . . .	20617	16392	164	98	-	1700	38971
MIDDLESEX . . . . .	267568	216803	3447	1659	1	28199	517677
NANTUCKET . . . . .	360	887	4	-	-	118	1369

Auditor — Concluded

Aggregate of Votes — Concluded

Counties	Thaddeus Buczko of Salem Democratic	John J. Buckley of Belmont Republican	August O. Johnson of Medford Socialist Labor	Roger I. Williams of Auburn Prohibition	All Others	Blanks	Total Ballots
NORFOLK . . . . .	123693	101939	1005	642	—	9455	236734
PLYMOUTH . . . . .	51981	53398	591	277	1	3928	110176
SUFFOLK . . . . .	150618	61926	2000	1162	—	43274	258980
WORCESTER . . . . .	125884	98520	1264	1367	—	11125	238260
Totals . . . . .	1102844	808584	12479	8196	4	144719	2076826

Representatives in the 90th Congress

District 1	Silvio O. Conte of Pittsfield Republican	All Others	Blanks	Total Ballots	District 1 — Concluded	Silvio O. Conte of Pittsfield Republican	All Others	Blanks	Total Ballots
Adams . . . . .	4232	—	719	4951	Monterey . . . . .	212	—	19	231
Alford . . . . .	100	—	7	107	Mt. Washington . . . . .	22	—	3	25
Amherst . . . . .	3545	3	354	3902	New Ashford . . . . .	64	—	3	67
Ashfield . . . . .	420	—	16	436	New Marlborough . . . . .	239	—	23	262
Athol . . . . .	3884	—	630	4514	New Salem . . . . .	162	—	15	177
Becket . . . . .	185	—	64	249	NORTH ADAMS . . . . .	6283	—	975	7258
Bernardston . . . . .	466	—	25	491	NORTHAMPTON . . . . .	8788	—	1414	10202
Blandford . . . . .	270	—	18	288	Northfield . . . . .	837	—	62	899
Buckland . . . . .	617	—	78	695	Orange . . . . .	1892	—	187	2079
Charlemont . . . . .	302	—	27	329	Otis . . . . .	129	—	59	188
Cheshire . . . . .	746	1	133	880	Pelham . . . . .	305	3	39	347
Chester . . . . .	306	—	37	343	Peru . . . . .	66	—	3	69
Chesterfield . . . . .	236	—	7	243	Petersham . . . . .	377	—	51	428
Clarksburg . . . . .	548	—	71	619	Phillipston . . . . .	216	—	35	251
Colrain . . . . .	425	—	42	467	PITTSFIELD . . . . .	14376	—	6879	21255
Conway . . . . .	315	—	33	348	Plainfield . . . . .	101	—	8	109
Cummington . . . . .	262	—	12	274	Richmond . . . . .	359	—	26	385
Dalton . . . . .	2373	1	223	2597	Rowe . . . . .	125	—	9	134
Deerfield . . . . .	1156	—	177	1333	Royalston . . . . .	212	—	49	261
Easthampton . . . . .	4464	—	878	5342	Russell . . . . .	392	—	51	443
Egremont . . . . .	370	—	24	394	Sandisfield . . . . .	121	—	25	146
Erving . . . . .	443	—	50	493	Savoy . . . . .	86	—	13	99
Florida . . . . .	193	—	35	228	Sheffield . . . . .	693	—	69	762
Gill . . . . .	345	—	32	377	Shelburne . . . . .	710	—	59	769
Goshen . . . . .	199	—	20	219	Shutesbury . . . . .	123	—	21	144
Granville . . . . .	327	—	25	352	Southampton . . . . .	916	1	128	1045
Great Barrington . . . . .	2083	—	369	2452	Southwick . . . . .	1603	—	186	1789
Greenfield . . . . .	5035	—	1734	6769	Stockbridge . . . . .	744	—	94	838
Hadley . . . . .	1161	—	258	1419	Sunderland . . . . .	460	1	61	522
Hancock . . . . .	158	—	17	175	Templeton . . . . .	1607	—	320	1927
Hatfield . . . . .	822	—	265	1087	Tolland . . . . .	51	—	9	60
Hawley . . . . .	70	—	—	70	Tyringham . . . . .	109	—	7	116
Heath . . . . .	95	—	8	103	Warwick . . . . .	157	—	12	169
Hinsdale . . . . .	441	—	64	505	Washington . . . . .	93	1	15	109
HOLYOKE . . . . .	9673	—	8831	18504	Wendell . . . . .	73	—	24	97
Huntington . . . . .	493	—	73	566	West Stockbridge . . . . .	360	1	65	426
Lanesborough . . . . .	928	—	86	1014	WESTFIELD . . . . .	8257	2	1401	9660
Lee . . . . .	1319	—	459	1778	Westhampton . . . . .	251	—	22	273
Lenox . . . . .	1155	—	388	1543	Whately . . . . .	375	—	67	442
Leverett . . . . .	271	—	24	295	Williamsburg . . . . .	782	—	96	878
Leyden . . . . .	118	—	12	130	Williamstown . . . . .	2457	1	234	2692
Middlefield . . . . .	90	—	11	101	Windsor . . . . .	151	—	13	164
Monroe . . . . .	65	—	3	68	Worthington . . . . .	233	—	25	258
Montague . . . . .	2942	—	426	3368	Totals . . . . .	109370	15	29652	139037
Montgomery . . . . .	153	—	11	164					

Representatives in the 90th Congress — Continued

District 2		Edward P. Boland of Springfield Democratic	All Others	Blanks	Total Ballots
Agawam . . . . .	5956	-	847	6803	
Belchertown . . . . .	1259	-	274	1533	
Brimfield . . . . .	449	1	150	600	
Brookfield . . . . .	463	-	242	705	
CHICOPEE . . . . .	17604	-	2965	20569	
East Brookfield . . . . .	460	-	219	679	
East Longmeadow . . . . .	1922	-	2445	4367	
Granby . . . . .	1239	-	282	1521	
Hampden . . . . .	913	1	194	1108	
Holland . . . . .	247	-	63	310	
Longmeadow . . . . .	4786	5	1224	6015	
Ludlow . . . . .	4792	-	740	5532	
Monson . . . . .	1743	-	462	2205	
North Brookfield . . . . .	1236	-	493	1729	
Palmer . . . . .	3631	-	741	4372	
South Hadley . . . . .	4836	1	977	5814	
SPRINGFIELD . . . . .	29741	-	29788	50529	
Sturbridge . . . . .	1354	1	396	1751	
Wales . . . . .	204	-	57	261	
Ware . . . . .	3018	-	820	3838	
Warren . . . . .	1208	-	375	1583	
West Brookfield . . . . .	683	-	292	975	
West Springfield . . . . .	5281	-	4035	9316	
Wilbraham . . . . .	2960	1	757	3718	
Totals . . . . .	95985	10	39838	135833	

District 3 — Concluded		Philip J. Philbin of Clinton Democratic	Howard A. Miller, Jr., of Franklin Republican	Blanks	Total Ballots
Northbridge . . . . .	2543	1202	527	4272	
Oakham . . . . .	145	116	9	270	
Oxford . . . . .	2422	830	96	3348	
Paxton . . . . .	677	550	22	1249	
Pepperell . . . . .	919	719	78	1713	
Princeton . . . . .	288	290	15	593	
Rutland . . . . .	629	347	15	991	
Sherborn . . . . .	324	746	36	1106	
Shirley . . . . .	781	263	25	1069	
Southbridge . . . . .	5870	1212	272	7354	
Spencer . . . . .	2517	740	121	3378	
Sterling . . . . .	806	521	20	1347	
Stow . . . . .	708	493	21	1222	
Sutton . . . . .	921	574	38	1533	
Townsend . . . . .	812	565	51	1428	
Tyngsborough . . . . .	846	510	64	1420	
Upton . . . . .	782	557	62	1401	
Uxbridge . . . . .	2617	653	111	3381	
Webster . . . . .	4950	950	188	6088	
Westford . . . . .	2018	1098	100	3216	
Westminster . . . . .	1047	554	41	1642	
Winchendon . . . . .	1749	483	73	2305	
Totals . . . . .	126664	51646	6975	185285	

District 3		Philip J. Philbin of Clinton Democratic	Howard A. Miller, Jr., of Franklin Republican	Blanks	Total Ballots
Acton . . . . .	1561	2148	99	3808	
Ashburnham . . . . .	791	375	29	1195	
Ashby . . . . .	385	333	17	735	
Ayer . . . . .	1059	374	27	1460	
Barre . . . . .	1093	379	58	1530	
Bellingham . . . . .	2374	1150	90	3614	
Berlin . . . . .	435	229	30	694	
Blackstone . . . . .	1854	374	49	2277	
Bolton . . . . .	465	173	5	643	
Boxborough . . . . .	173	278	7	458	
Charlton . . . . .	731	542	32	1355	
Clinton . . . . .	4343	577	100	5020	
Douglas . . . . .	844	407	42	1293	
Dudley . . . . .	2102	489	88	2679	
Dunstable . . . . .	124	276	12	412	
FITCHBURG . . . . .	12481	3176	439	16096	
Franklin . . . . .	2195	3154	119	5468	
GARDNER . . . . .	5830	1390	268	7488	
Groton . . . . .	880	857	46	1783	
Hardwick . . . . .	760	198	31	989	
Harvard . . . . .	486	584	12	1082	
Holliston . . . . .	1371	1749	109	3229	
Hopedale . . . . .	1111	888	41	2040	
Hubbardston . . . . .	336	212	19	567	
Hudson . . . . .	4216	872	90	5178	
Lancaster . . . . .	1004	470	34	1508	
Leicester . . . . .	2323	797	87	3207	
LEOMINSTER . . . . .	9340	1896	322	11538	
Littleton . . . . .	1097	809	42	1948	
Lunenburg . . . . .	1790	944	36	2770	
MARLBOROUGH . . . . .	7190	1830	225	9245	
Maynard . . . . .	2676	727	113	3516	
Medway . . . . .	1439	1072	70	2581	
Mendon . . . . .	474	488	25	987	
Milford . . . . .	6325	1324	409	8058	
Millbury . . . . .	3159	979	127	4265	
Millis . . . . .	1008	881	78	1967	
Millville . . . . .	588	96	17	701	
Natick . . . . .	5726	4100	1542	11368	
New Braintree . . . . .	104	76	4	184	

District 4		Harold D. Donohue of Worcester Democratic	All Others	Blanks	Total Ballots
Ashland . . . . .	2338	1	586	2925	
Auburn . . . . .	5031	-	1059	6090	
Boylston . . . . .	884	-	218	1102	
Framingham . . . . .	15559	-	4062	19621	
Grafton . . . . .	3114	-	739	3853	
Holden . . . . .	4105	-	1044	5149	
Hopkinton . . . . .	1666	-	373	2039	
Northborough . . . . .	2307	-	548	2855	
Shrewsbury . . . . .	6226	-	1252	7478	
Southborough . . . . .	1407	-	551	1958	
Sudbury . . . . .	1567	-	2430	3997	
WALTHAM . . . . .	10652	-	8885	19537	
Watertown . . . . .	12618	-	3648	16266	
Wayland . . . . .	3295	9	1667	4971	
Westborough . . . . .	2783	1	951	3735	
West Boylston . . . . .	1977	-	425	2402	
Weston . . . . .	2552	9	1931	4492	
WORCESTER . . . . .	59600	18	11879	71497	
Totals . . . . .	137681	38	42248	179967	

District 5		F. Bradford Morse of Lowell Republican	Charles N. Tsapatis of Woburn Democratic	Blanks	Total Ballots
Andover . . . . .	7686	1145	133	8964	
Bedford . . . . .	3303	526	71	3900	
Billerica . . . . .	5334	1830	124	7288	
Burlington . . . . .	4968	1799	133	6900	
Carlisle . . . . .	809	67	13	889	
Chelmsford . . . . .	7559	1405	80	9044	
Concord . . . . .	4676	838	375	5889	
Dracut . . . . .	4833	1599	85	6517	
LAWRENCE . . . . .	17689	10187	1117	28993	
Lexington . . . . .	9916	2348	960	12324	

Representatives in the 90th Congress — Continued

District 5 — Concluded					District 6 — Concluded				
	F. Bradford Morse of Lowell Republican	Charles N. Tsapatis of Woburn Democratic	Blanks	Total Ballots		William H. Bates of Salem Republican	Daniel L. Parent of Wenham Democratic	Blanks	Total Ballots
Lincoln . . . . .	1637	351	51	2039	Danvers . . . . .	6571	2806	132	9509
LOWELL . . . . .	25823	10101	887	36811	Essex . . . . .	846	181	19	1046
MELROSE . . . . .	9331	2279	1668	13278	Georgetown . . . . .	1444	387	33	1864
North Reading . . . . .	2872	753	87	3712	GLOUCESTER . . . . .	7164	2460	291	9915
Reading . . . . .	7164	1403	192	8759	Groveland . . . . .	1351	441	24	1816
Stoneham . . . . .	5630	2068	292	7990	Hamilton . . . . .	1977	528	31	2536
Tewksbury . . . . .	4375	1345	64	5784	Haverhill . . . . .	12145	5934	626	18705
Wilmington . . . . .	3993	1187	103	5283	Ipswich . . . . .	2950	1054	94	4098
Winchester . . . . .	6869	1548	809	9226	LYNN . . . . .	20066	16749	1098	37913
WOBURN . . . . .	7135	4598	1507	13240	Manchester . . . . .	1580	418	34	2032
Totals . . . . .	140702	47377	8751	196830	Marblehead . . . . .	7910	1727	160	9797
					Merrimac . . . . .	1204	269	21	1494
					Methuen . . . . .	7676	5445	533	13654
					Middleton . . . . .	803	430	28	1261
					Nahant . . . . .	1130	625	41	1796
					Newbury . . . . .	1263	201	42	1506
					NEWBURYPORT . . . . .	3557	1302	829	5688
					North Andover . . . . .	3665	1838	222	5725
					PEABODY . . . . .	9776	6892	620	17288
					Rockport . . . . .	2042	411	65	2518
					Rowley . . . . .	853	199	30	1082
					SALEM . . . . .	9653	7288	294	17235
					Salisbury . . . . .	1138	324	56	1518
					Swampscott . . . . .	4239	1467	550	6256
					Topsfield . . . . .	1500	226	18	1744
					Wenham . . . . .	1159	238	12	1409
					West Newbury . . . . .	752	122	15	889
					Totals . . . . .	127744	66675	6750	201169

District 6					District 7					
	William H. Bates of Salem Republican	Daniel L. Parent of Wenham Democratic	Blanks	Total Ballots		Torbirt H. Mac- donald of Malden Democratic	Gordon F. Hughes of Somerville Republican	All Others	Blanks	Total Ballots
Amesbury . . . . .	2811	944	574	4329	Arlington . . . . .	15900	8111	1	931	24943
BEVERLY . . . . .	9352	5633	239	15224	Belmont . . . . .	7604	6074	—	643	14321
Boxford . . . . .	1167	136	19	1322	CHELSEA . . . . .	9521	1278	—	1082	11881
					EVERETT . . . . .	12106	2901	—	3676	18683
					Lynnfield . . . . .	2306	2200	—	112	4618
					MALDEN . . . . .	18533	3877	—	680	23090
					MEDFORD . . . . .	20414	5789	—	1201	27404
					REVERE . . . . .	14085	2567	—	1389	18041
					Saugus . . . . .	6534	2812	—	302	9648
					Wakefield . . . . .	7426	3408	—	230	11064
					Winthrop . . . . .	5114	1913	—	1569	8596
					Totals . . . . .	119543	40930	1	11815	172289

District 8				
	Thomas P. O'Neill, Jr. of Cambridge Democratic	Blanks	Total Ballots	
BOSTON:				
Wards 1, 2, 3, 21, 22 . . . . .	30709	20514	51223	
Brookline . . . . .	11919	13121	25040	
CAMBRIDGE . . . . .	29795	6335	36130	
SOMERVILLE . . . . .	29681	4365	34046	
Totals . . . . .	102104	44335	146439	

Representatives in the 90th Congress — Continued

District 9		John W. McCormack of Boston Democratic	Blanks	Total Ballots
BOSTON:				
Wards 4, 5, 6, 7, 8, 9, 10, 11, 12, 13, 14, 15, 16, 17, 19, 20 . . . . .		87879	58361	146240

District 10		Patrick H. Harrington, Jr. of Somerset Democratic	Margaret M. Heckler of Wellesley, Republican	All Others	Blanks	Total Ballots
ATTLEBORO . . . . .	4866	5216	2	170	10254	
Berkley . . . . .	245	300	—	10	555	
Dighton . . . . .	844	650	—	33	1527	
Dover . . . . .	345	1466	1	36	1848	
Easton . . . . .	1419	2604	—	66	4089	
FALL RIVER . . . . .	28364	9780	—	1185	39329	
Foxborough . . . . .	1423	2504	—	50	3977	
Freetown . . . . .	640	553	—	22	1215	
Mansfield . . . . .	1423	1844	—	54	3321	
Medfield . . . . .	857	1747	2	42	2648	
Needham . . . . .	3285	9720	—	195	13200	
NEWTON . . . . .	16055	23740	1	1162	40958	
Norfolk . . . . .	439	780	—	23	1242	
North Attleborough . . . . .	3008	2661	—	148	5817	
Norton . . . . .	1012	1285	—	50	2347	
Plainville . . . . .	596	848	—	33	1477	
Raynham . . . . .	1015	1369	—	43	2427	
Rehoboth . . . . .	796	1068	—	30	1894	
Seekonk . . . . .	1768	1791	—	56	3615	
Somerset . . . . .	4449	1896	—	90	6435	
Swansea . . . . .	2852	1797	—	59	4708	
TAUNTON . . . . .	8741	5632	—	518	14911	
Walpole . . . . .	2642	3535	—	123	6300	
Wellesley . . . . .	3132	8786	6	195	12119	
Westwood . . . . .	1608	3885	—	68	5561	
Wrentham . . . . .	692	1198	—	31	1921	
Totals . . . . .	92516	96675	12	4492	193695	

District 11		James A. Burke of Milton Democratic	James I. Hofford of Quincy Republican	Blanks	Total Ballots
Avon . . . . .	1405	517	55	1977	
BOSTON:					
Ward 18 . . . . .	15784	2822	4393	22999	
Braintree . . . . .	10282	4260	305	14847	
BROCKTON . . . . .	21334	8224	871	30429	
Canton . . . . .	4792	1477	134	6403	
Dedham . . . . .	7979	3199	360	11538	
Holbrook . . . . .	2874	1057	83	4044	
Milton . . . . .	10501	3443	290	14234	
Norwood . . . . .	8985	2723	345	12053	
QUINCY . . . . .	27886	9527	1138	38551	
Randolph . . . . .	7405	1446	286	9137	
Sharon . . . . .	3076	1571	134	4781	
Stoughton . . . . .	5096	1869	221	7186	
Weymouth . . . . .	14066	5540	402	20008	
Totals . . . . .	141465	47705	9017	198187	

## Representatives in the 90th Congress — Concluded

District 12	Hastings Keith of West Bridgewater Republican	Edward F. Har- rington of New Bedford Democratic	All Others	Blanks	Total Ballots
Abington . . . . .	2743	1712	-	70	4525
Acushnet . . . . .	1066	1741	-	27	2834
Barnstable . . . . .	5112	2429	-	116	7657
Bourne . . . . .	1635	1065	-	27	2727
Brewster . . . . .	662	146	-	13	821
Bridgewater . . . . .	2145	1275	-	86	3506
Carver . . . . .	471	290	-	28	789
Chatham . . . . .	1674	382	-	22	2078
Chilmark . . . . .	111	19	-	3	133
Cohasset . . . . .	1994	964	-	54	3012
Dartmouth . . . . .	3172	4188	-	103	7463
Dennis . . . . .	1969	649	-	35	2653
Duxbury . . . . .	2182	440	-	37	2659
East Bridgewater . . . . .	2014	724	-	36	2774
Eastham . . . . .	698	193	-	13	904
Edgartown . . . . .	448	186	-	10	644
Fairhaven . . . . .	2652	3541	-	52	6245
Falmouth . . . . .	3200	2284	-	95	5579
Gay Head . . . . .	26	19	-	5	50
Gosnold . . . . .	31	7	-	-	38
Halifax . . . . .	618	391	-	14	1023
Hanover . . . . .	1977	868	-	48	2893
Hanson . . . . .	1341	656	-	35	2032
Harwich . . . . .	1829	574	-	27	2430
Hingham . . . . .	4745	2310	-	116	7171
Hull . . . . .	1294	1914	-	94	3302
Kingston . . . . .	1264	744	-	61	2069
Lakeville . . . . .	957	494	-	11	1462
Marion . . . . .	843	476	-	15	1334
Marshfield . . . . .	2485	1736	-	44	4265
Mattapoisett . . . . .	955	711	-	11	1677
Mashpee . . . . .	184	176	-	7	367
Middleborough . . . . .	2966	1375	-	58	4399
Nantucket . . . . .	972	352	-	45	1369
NEW BEDFORD . . . . .	12911	27417	2	707	41037
Norwell . . . . .	1824	845	-	40	2709
Oak Bluffs . . . . .	375	192	-	28	595
Orleans . . . . .	1328	269	-	22	1619
Pembroke . . . . .	1784	1104	-	52	2940
Plymouth . . . . .	3511	2831	-	189	6531
Plympton . . . . .	267	99	-	6	372
Provincetown . . . . .	573	516	-	48	1137
Rochester . . . . .	378	243	-	5	626
Rockland . . . . .	2532	2295	-	88	4915
Sandwich . . . . .	790	373	-	22	1185
Scituate . . . . .	3261	2541	-	78	5880
Tisbury . . . . .	625	315	-	21	961
Truro . . . . .	273	99	-	7	379
Wareham . . . . .	1841	1468	-	73	3382
Wellfleet . . . . .	508	153	-	15	676
West Bridgewater . . . . .	1786	432	-	15	2233
West Tisbury . . . . .	149	51	-	6	206
Westport . . . . .	1731	1522	-	57	3310
Whitman . . . . .	2663	1543	-	73	4279
Yarmouth . . . . .	2827	1134	-	38	3999
Totals . . . . .	98372	80473	2	3008	181855



Councillors

District 1

Nicholas W. Mitchell  
of Fall River  
Democratic

Edward P. Kirby  
of Whitman  
Republican

All Others

Blanks

Total Ballots

Acushnet	2079	597	-	158	2834
ATTLEBORO	4908	4750	-	596	10254
Barnstable	2407	4709	-	541	7657
Berkley	255	254	-	46	555
Bourne	1135	1399	-	193	2727
Brewster	186	596	-	39	821
Carver	299	414	-	76	789
Chatham	445	1527	-	106	2078
Chilmark	29	85	-	19	133
Cohasset	924	1912	-	176	3012
Dartmouth	4347	2591	1	524	7463
Dennis	673	1803	-	177	2653
Dighton	843	606	-	78	1527
Duxbury	473	2082	-	104	2659
Eastham	238	609	-	57	904
Edgartown	199	392	-	53	644
Fairhaven	3928	1985	-	332	6245
FALL RIVER	30995	5779	-	2555	39329
Falmouth	2398	2749	1	431	5579
Freetown	705	467	-	43	1215
Gay Head	23	11	-	16	50
Gosnold	13	24	-	1	38
Halifax	399	582	-	42	1023
Hanover	895	1850	-	148	2893
Hanson	589	1370	-	73	2032
Harwich	582	1712	-	136	2430
Hingham	2312	4444	-	415	7171
Holbrook	2004	1777	-	263	4044
Hull	2030	954	-	318	3302
Kingston	836	1062	-	171	2069
Lakeville	563	826	-	73	1462
Marion	344	925	-	65	1334
Marshfield	1644	2441	-	180	4265
Mashpee	170	172	-	25	367
Mattapoisett	608	995	-	74	1677
Middleborough	1714	2422	-	263	4399
Nantucket	364	800	-	205	1369
NEW BEDFORD	29163	8815	2	3057	41037
North Attleborough	2669	2717	-	431	5817
Norton	1043	1140	-	164	2347
Norwell	840	1742	-	127	2709
Oak Bluffs	198	320	-	77	595
Orleans	310	1155	-	154	1619
Pembroke	1087	1738	-	115	2940
Plymouth	3009	2918	-	604	6531
Plympton	115	234	-	23	372
Provincetown	612	384	-	141	1137
Raynham	991	1245	-	191	2427
Rehoboth	789	1029	-	76	1894
Rochester	188	404	-	34	626
Sandwich	387	693	-	105	1185
Scituate	2244	3227	-	409	5880
Seekonk	1779	1726	-	110	3615
Somerset	4784	1408	-	243	6435
Swansea	3214	1343	-	151	4708
TAUNTON	8983	4325	-	1603	14911
Tisbury	357	521	-	83	961
Truro	141	205	-	33	379
Wareham	1487	1595	-	300	3382
Wellfleet	208	418	-	50	676
West Tisbury	56	126	-	24	206
Westport	2006	1164	-	140	3310
Weymouth	9975	8759	-	1274	20008
Whitman	1126	3021	-	132	4279
Yarmouth	1126	2655	-	218	3999
Totals	151443	112700	4	18841	282988

## Councillors — Continued

District 2	John J. Craven, Jr., of Boston Democratic	Walter H. Palmer of Weston Republican	All Others	Blanks	Total Ballots
Abington . . . . .	2075	2178	—	272	4525
Avon . . . . .	1080	767	—	130	1977
Bellingham . . . . .	2250	1199	—	165	3614
BOSTON:					
Wards 12, 14, 18, 22 . . . . .	26995	8389	—	17902	53286
Bridgewater . . . . .	1735	1509	—	262	3506
BROCKTON . . . . .	17150	11123	—	2156	30429
Brookline . . . . .	7967	11180	—	5893	25040
Canton . . . . .	3554	2547	—	302	6403
Dedham . . . . .	6053	4815	—	670	11538
Dover . . . . .	250	1520	—	78	1848
East Bridgewater . . . . .	1030	1518	—	226	2774
Easton . . . . .	1486	2397	—	206	4089
Foxborough . . . . .	1511	2285	—	181	3977
Franklin . . . . .	3069	1978	—	421	5468
Mansfield . . . . .	1512	1590	—	219	3321
Medfield . . . . .	819	1726	—	103	2648
Medway . . . . .	1244	1199	—	138	2581
Millis . . . . .	852	987	—	128	1967
Needham . . . . .	3281	9244	—	675	13200
NEWTON . . . . .	16268	20993	3	3694	40958
Norfolk . . . . .	434	738	—	70	1242
Norwood . . . . .	6858	4489	—	706	12053
Plainville . . . . .	524	872	—	81	1477
Rockland . . . . .	2785	1793	—	337	4915
Sharon . . . . .	2259	2194	—	328	4781
Stoughton . . . . .	3956	2713	—	517	7186
Walpole . . . . .	2832	3125	—	343	6300
Wellesley . . . . .	2523	9067	—	529	12119
West Bridgewater . . . . .	682	1432	—	119	2233
Weston . . . . .	510	3848	—	134	4492
Westwood . . . . .	1649	3714	—	198	5561
Wrentham . . . . .	736	1091	—	94	1921
Totals . . . . .	126929	124220	3	37277	287429

District 3	George F. Cronin, Jr. of Boston Democratic	James Malcolm Whitney of Water- town, Republican	Blanks	Total Ballots
Acton . . . . .	1122	2508	178	3808
Ashland . . . . .	1518	1218	189	2925
Ayer . . . . .	851	541	68	1460
Bedford . . . . .	1494	2195	211	3900
Belmont . . . . .	5879	7488	954	14321
Berlin . . . . .	220	416	58	694
Bolton . . . . .	231	376	36	643
BOSTON:				
Wards 4, 5, 10, 11, 19, 20, 21 . . . . .	35966	17955	20113	74034
Boxborough . . . . .	118	326	14	458
CAMBRIDGE:				
Wards 2, 4, 5, 6, 7, 8, 9, 10, 11 . . . . .	16906	9344	3290	29540
Carlisle . . . . .	176	657	56	889
Chelmsford . . . . .	4314	4389	341	9044
Concord . . . . .	1541	3582	766	5889
Frammingham . . . . .	10273	7783	1565	19621
Harvard . . . . .	280	749	53	1082
Holliston . . . . .	1266	1819	144	3229
Hopkinton . . . . .	999	926	114	2039
Hudson . . . . .	3187	1712	279	5178
Lancaster . . . . .	525	862	121	1508
Lincoln . . . . .	447	1432	160	2039
Littleton . . . . .	854	1012	82	1948
MARLBOROUGH . . . . .	5807	2880	558	9245
Maynard . . . . .	2116	1156	244	3516
Natick . . . . .	4782	4621	1965	11368
Northborough . . . . .	1195	1510	150	2855
Sherborn . . . . .	245	794	67	1106
Shirley . . . . .	616	375	78	1069

Councillors — Continued

District 3 — Concluded		George F. Cronin, Jr., of Boston Democratic	James Malcolm Whitney of Water- town, Republican	Blanks	Total Ballots
SOMERVILLE:					
Ward 7 . . . . .		3725	1357	401	5483
Stow . . . . .		451	700	71	1222
Sudbury . . . . .		990	2532	475	3997
WALTHAM:					
Watertown . . . . .		8060	6544	4933	19537
Wayland . . . . .		6783	8620	863	16266
Westford . . . . .		1474	3172	325	4971
Totals . . . . .		1796	1278	142	3216
		126207	102829	39064	268100

District 4		Patrick J. McDon- ough of Boston Democratic	All Others	Blanks	Total Ballots
BOSTON:					
Wards 1, 2, 3, 6, 7, 8, 9, 13, 15, 16, 17 . . . . .		55379	—	37763	93142
Braintree . . . . .		11086	4	3757	14847
CAMBRIDGE:					
Ward 1 . . . . .		3076	—	734	3810
CHELSEA:					
EVERETT:		9033	1	2847	11881
Wards 1, 5 . . . . .		1235	—	1084	2319
Milton . . . . .		10484	—	3750	14234
QUINCY . . . . .		29374	—	9177	38551
Randolph . . . . .		7413	1	1723	9137
REVERE . . . . .		13767	—	4274	18041
Saugus . . . . .		7238	1	2409	9648
Winthrop . . . . .		4602	—	3994	8596
Totals . . . . .		152687	7	71512	224206

District 5		Thomas J. Lane of Lawrence Democratic	Louis H. Johnson of Groveland Republican	All Others	Blanks	Total Ballots
Amesbury . . . . .		1497	1683	—	1149	4329
Andover . . . . .		3644	5017	—	303	8964
BEVERLY . . . . .		6864	7150	—	1210	15224
Boxford . . . . .		228	1025	—	69	1322
Danvers . . . . .		4618	4330	—	561	9509
Essex . . . . .		310	648	—	88	1046
Georgetown . . . . .		579	1217	—	68	1864
GLOUCESTER:						
Groveland . . . . .		4488	4264	—	1163	9915
Hamilton . . . . .		521	1262	—	33	1816
HAVERHILL . . . . .		729	1645	—	162	2536
Ipswich . . . . .		9826	7595	—	1284	18705
LAWRENCE . . . . .		1658	2066	—	374	4098
LYNN . . . . .		22804	5025	—	1164	28993
Lynnfield . . . . .		27383	8857	—	1673	37913
Manchester . . . . .		1571	2858	—	189	4618
Marblehead . . . . .		630	1276	1	125	2032
Merrimac . . . . .		3195	5924	—	678	9797
Methuen . . . . .		532	891	—	71	1494
Middleton . . . . .		8936	4235	—	483	13654
Nahant . . . . .		574	628	—	59	1261
Newbury . . . . .		1029	691	—	76	1796
NEWBURYPORT . . . . .		413	1008	—	85	1506
North Andover . . . . .		1935	2196	—	1557	5688
North Reading . . . . .		3227	2284	—	214	5725
PEABODY . . . . .		1758	1785	—	169	3712
Reading . . . . .		11677	4437	—	1174	17288
Rockport . . . . .		3103	5197	—	459	8759
Totals . . . . .		733	1548	—	237	2518

Councillors — Continued

District 5 — Concluded		Thomas J. Lane of Lawrence Democratic	Louis H. Johnson of Groveland Republican	All Others	Blanks	Total Ballots
Rowley . . . . .		329	690	-	63	1082
SALEM . . . . .		11661	4077	-	1497	17235
Salisbury . . . . .		653	752	-	113	1518
Swampscott . . . . .		2458	2603	-	1195	6256
Topsfield . . . . .		391	1290	-	63	1744
Wenham . . . . .		291	1062	-	56	1409
West Newbury . . . . .		222	621	-	46	889
Totals . . . . .		140467	97837	1	17910	256215

District 6		G. Edward Bradley of Somerville Democratic	Ellen A. Sampson of Lowell Republican	Blanks	Total Ballots
Arlington . . . . .		14258	9013	1672	24943
Ashby . . . . .		271	417	47	735
Billerica . . . . .		3530	3487	271	7288
Burlington . . . . .		3660	2851	389	6900
CAMBRIDGE:					
Ward 3 . . . . .		2009	452	319	2780
Dracut . . . . .		2639	3684	194	6517
Dunstable . . . . .		97	297	18	412
EVERETT:					
Wards 2, 3, 4, 6 . . . . .		7463	3329	5572	16364
Groton . . . . .		594	1095	94	1783
Lexington . . . . .		3289	6917	2118	12324
LOWELL . . . . .		17624	17904	1283	36811
MALDEN . . . . .		14175	6520	2395	23090
MEDFORD . . . . .		17894	7180	2330	27404
MELROSE . . . . .		3730	6764	2784	13278
Pepperell . . . . .		664	936	116	1716
SOMERVILLE:					
Wards 1, 2, 3, 4, 5, 6 . . . . .		22322	4471	1770	28563
Stoneham . . . . .		3837	3560	593	7990
Tewksbury . . . . .		2776	2837	171	5784
Townsend . . . . .		548	760	120	1428
Tyngsborough . . . . .		566	792	62	1420
Wakefield . . . . .		5190	5142	732	11064
Wilmington . . . . .		2477	2525	281	5283
Winchester . . . . .		2611	5138	1477	9226
WOBURN . . . . .		6542	3545	3153	13240
Totals . . . . .		138766	99616	27961	266343

District 7		Walter F. Kelly of Worcester Democratic	All Others	Blanks	Total Ballots
Ashburnham . . . . .		859	-	336	1195
Athol . . . . .		3096	2	1416	4514
Auburn . . . . .		4718	-	1372	6090
Barre . . . . .		1110	-	420	1530
Belchertown . . . . .		1170	-	363	1533
Blackstone . . . . .		2017	-	260	2277
Boylston . . . . .		768	-	334	1102
Brimfield . . . . .		409	1	190	600
Brookfield . . . . .		440	-	265	705
Charlton . . . . .		1001	1	353	1355
Clinton . . . . .		3830	-	1190	5020
Douglas . . . . .		953	1	339	1293
Dudley . . . . .		2006	-	673	2679
East Brookfield . . . . .		435	-	244	679
FITCHBURG . . . . .		12575	-	3521	16096
GARDNER . . . . .		5572	-	1916	7488
Grafton . . . . .		2857	-	996	3853

Councillors — Continued

District 7 — Concluded		Walter F. Kelly of Worcester Democratic	All Others	Blanks	Total Ballots
Hampden . . . . .		831	—	277	1108
Hardwick . . . . .		754	—	235	989
Holden . . . . .		3500	—	1649	5149
Holland . . . . .		237	—	73	310
Hopedale . . . . .		1424	—	616	2040
Hubbardston . . . . .		357	—	210	567
Leicester . . . . .		2563	—	644	3207
LEOMINSTER . . . . .		8740	—	2818	11558
Lunenburg . . . . .		1990	—	780	2770
Mendon . . . . .		628	—	359	987
Milford . . . . .		5988	—	2070	8058
Millbury . . . . .		3397	—	868	4265
Millville . . . . .		616	—	85	701
Monson . . . . .		1625	—	580	2205
New Braintree . . . . .		127	—	57	184
North Brookfield . . . . .		1199	—	530	1729
Northbridge . . . . .		2241	1	2030	4272
Oakham . . . . .		170	—	100	270
Oxford . . . . .		2694	—	654	3348
Palmer . . . . .		3370	—	1002	4372
Paxton . . . . .		897	—	352	1249
Petersham . . . . .		269	—	159	428
Philipston . . . . .		169	—	82	251
Princeton . . . . .		374	—	219	593
Royalston . . . . .		183	—	78	261
Rutland . . . . .		740	—	251	991
Shrewsbury . . . . .		5619	—	1859	7478
Southborough . . . . .		1296	—	662	1958
Southbridge . . . . .		5781	—	1573	7354
Spencer . . . . .		2477	1	900	3378
Sterling . . . . .		862	—	485	1347
Sturbridge . . . . .		1322	—	429	1751
Sutton . . . . .		1057	—	476	1533
Templeton . . . . .		1451	—	476	1927
Upton . . . . .		888	—	513	1401
Uxbridge . . . . .		2731	—	650	3381
Wales . . . . .		186	—	75	261
Ware . . . . .		2329	—	1509	3838
Warren . . . . .		1163	—	420	1583
Webster . . . . .		4726	—	1362	6088
West Brookfield . . . . .		643	—	332	975
West Boylston . . . . .		1761	—	641	2402
Westborough . . . . .		2541	—	1194	3735
Westminster . . . . .		1131	—	511	1642
Wilbraham . . . . .		2647	—	1071	3718
Winchendon . . . . .		1737	—	568	2305
WORCESTER . . . . .		54296	8	17193	71497
Totals . . . . .		185543	15	63865	249423

District 8		Raymond J. Fontana of Longmeadow Republican	Raymond F. Sulli- van of Springfield Democratic	All Others	Blanks	Total Ballots
Adams . . . . .		2033	2596	—	322	4951
Agawam . . . . .		4147	2447	—	209	6803
Alford . . . . .		79	20	—	8	107
Amherst . . . . .		2758	867	—	277	3902
Ashfield . . . . .		348	67	—	21	436
Becket . . . . .		148	54	—	47	249
Bernardston . . . . .		386	84	—	21	491
Blandford . . . . .		217	65	—	6	288
Buckland . . . . .		473	175	—	47	695
Charlemont . . . . .		249	56	—	24	329
Cheshire . . . . .		432	395	—	53	880
Chester . . . . .		187	142	—	14	343
Chesterfield . . . . .		186	44	—	13	243
CHICOPEE . . . . .		9341	10198	—	1030	20569
Clarksburg . . . . .		328	265	—	26	619
Colrain . . . . .		293	145	—	29	467

## Councillors — Concluded

District 8 — Concluded	Raymond J. Fontana of Longmeadow Republican	Raymond F. Sulli- van of Springfield Democratic	All Others	Blanks	Total Ballots
Conway . . . . .	250	76	—	22	348
Cummington . . . . .	224	35	—	15	274
Dalton . . . . .	1594	900	—	103	2597
Deerfield . . . . .	731	538	—	64	1333
East Longmeadow . . . . .	3191	848	—	328	4367
Easthampton . . . . .	2431	2574	—	337	5342
Egremont . . . . .	304	75	—	15	394
Erving . . . . .	273	190	—	30	493
Florida . . . . .	115	88	—	25	228
Gill . . . . .	262	101	—	14	377
Goshen . . . . .	162	51	—	6	219
Granby . . . . .	909	559	—	53	1521
Granville . . . . .	289	54	—	9	352
Great Barrington . . . . .	1286	948	—	218	2452
Greenfield . . . . .	3841	2163	—	765	6769
Hadley . . . . .	624	705	—	90	1419
Hancock . . . . .	114	46	—	15	175
Hatfield . . . . .	430	571	—	86	1087
Hawley . . . . .	59	11	—	—	70
Heath . . . . .	86	15	—	2	103
Hinsdale . . . . .	272	216	—	17	505
HOLYOKE . . . . .	6762	7702	—	4040	18504
Huntington . . . . .	335	216	—	15	566
Lanesborough . . . . .	593	365	—	56	1014
Lee . . . . .	927	547	—	304	1778
Lenox . . . . .	883	462	—	198	1543
Leverett . . . . .	244	43	—	8	295
Leyden . . . . .	84	37	—	9	130
Longmeadow . . . . .	5288	600	3	124	6015
Ludlow . . . . .	2529	2766	—	237	5532
Middlefield . . . . .	77	24	—	—	101
Monroe . . . . .	32	28	—	8	68
Montague . . . . .	1588	1583	—	197	3368
Monterey . . . . .	169	44	—	18	231
Montgomery . . . . .	120	40	—	4	164
Mount Washington . . . . .	21	4	—	—	25
New Ashford . . . . .	49	18	—	—	67
New Marlborough . . . . .	205	44	—	13	262
New Salem . . . . .	131	32	—	14	177
NORTH ADAMS . . . . .	3339	3459	—	460	7258
NORTHAMPTON . . . . .	4831	4635	—	736	10202
Northfield . . . . .	694	168	—	37	899
Orange . . . . .	1414	543	—	122	2079
Otis . . . . .	103	45	—	40	188
Pelham . . . . .	240	79	—	28	347
Peru . . . . .	47	18	—	4	69
PITTSFIELD . . . . .	10485	6354	—	4416	21255
Plainfield . . . . .	79	26	—	4	109
Richmond . . . . .	275	91	—	19	385
Rowe . . . . .	98	26	—	10	134
Russell . . . . .	271	156	—	16	443
Sandisfield . . . . .	66	65	—	15	146
Savoy . . . . .	56	34	—	9	99
Sheffield . . . . .	587	139	—	36	762
Shelburne . . . . .	578	142	—	49	769
Shutesbury . . . . .	80	48	1	15	144
South Hadley . . . . .	3120	2463	—	231	5814
Southampton . . . . .	621	392	1	31	1045
Southwick . . . . .	1091	657	—	41	1789
SPRINGFIELD . . . . .	27448	15182	—	7899	50529
Stockbridge . . . . .	548	221	—	69	838
Sunderland . . . . .	295	202	—	25	522
Tolland . . . . .	32	27	—	1	60
Tyringham . . . . .	89	23	—	4	116
Warwick . . . . .	129	27	—	13	169
Washington . . . . .	74	29	—	6	109
Wendell . . . . .	51	39	—	7	97
West Springfield . . . . .	5332	3049	—	935	9316
West Stockbridge . . . . .	254	144	—	28	426
WESTFIELD . . . . .	5202	3944	—	514	9660
Westhampton . . . . .	205	53	—	15	273
Whately . . . . .	246	162	—	34	442
Williamsburg . . . . .	568	266	—	44	878
Williamstown . . . . .	1720	803	—	169	2692
Windsor . . . . .	115	38	—	11	164
Worthington . . . . .	202	43	—	13	258
Totals . . . . .	129674	86731	5	25712	242122

Senators

Berkshire District

Cities and Towns	Andrea F. Nuciforo of Pittsfield Democratic	Ruth Thayer Alexander of Florida Republican	Blanks	Total Ballots
Adams	2912	1855	184	4951
Cheshire	524	321	35	880
Clarksburg	338	270	11	619
Dalton	1515	1040	42	2597
Florida	70	142	16	228
Hancock	71	97	7	175
Hinsdale	286	205	14	505
Lanesborough	535	463	16	1014
Lee	937	554	287	1778
Lenox	778	632	133	1543
New Ashford	29	37	1	67
NORTH ADAMS	4795	2221	242	7258
Peru	32	36	1	69
PITTSFIELD	12600	6211	2444	21255
Savoy	39	52	8	99
Washington	51	56	2	109
Williamstown	1376	1244	72	2692
Windsor	74	87	3	164
Totals	26962	15523	3518	46003

First Bristol District

Cities and Towns	John F. Parker of Taunton Republican	Blanks	Total Ballots
ATTLEBORO	8855	1399	10254
Berkley	461	94	555
Dighton	1353	174	1527
North Attleborough	4935	882	5817
Norton	2008	339	2347
Raynham	2152	275	2427
Rehoboth	1603	291	1894
Seekonk	2969	646	3615
Somerset	5129	1306	6435
Swansea	3868	840	4708
TAUNTON	11978	2933	14911
Totals	45311	9179	54490

Second Bristol District

Cities and Towns	Mary L. Fonseca of Fall River Democratic	Milton R. Silva of Fall River Republican	Blanks	Total Ballots
Acushnet	2073	664	97	2834
FALL RIVER	24381	13652	1296	39329
Freetown	634	552	29	1215
Totals	27088	14868	1422	43378

Third Bristol District

Cities and Towns	Harold H. J. Clasky of New Bedford Republican	Lawrence W. Caton, Jr., of New Bedford, Democratic	All Others	Blanks	Total Ballots
Dartmouth	4230	3064	1	168	7463
NEW BEDFORD	19438	20510	3	1086	41037
Totals	23668	23574	4	1254	48500

Senators — Continued

Cape and Plymouth District

Cities and Towns	Allan F. Jones of Barnstable Republican	Austin P. Skinner of Fairhaven Democratic	All Others	Blanks	Total Ballots
Barnstable . . . . .	6123	1264	—	270	7657
Bourne . . . . .	2037	589	—	101	2727
Brewster . . . . .	698	109	—	14	821
Chatham . . . . .	1809	227	—	42	2078
Chilmark . . . . .	112	12	—	9	133
Dennis . . . . .	2198	394	—	61	2653
Eastham . . . . .	753	124	—	27	904
Edgartown . . . . .	507	105	—	32	644
Fairhaven . . . . .	2331	3672	—	242	6245
Falmouth . . . . .	4089	1282	—	208	5579
Gay Head . . . . .	27	9	—	14	50
Gosnold . . . . .	31	5	—	2	38
Harwich . . . . .	2045	323	—	62	2430
Marion . . . . .	1025	272	—	37	1334
Mashpee . . . . .	234	119	—	14	367
Mattapoisett . . . . .	1152	480	—	45	1677
Nantucket . . . . .	1027	229	—	113	1369
Oak Bluffs . . . . .	441	107	—	47	595
Orleans . . . . .	1446	119	—	54	1619
Plymouth . . . . .	3734	2346	—	451	6531
Provincetown . . . . .	679	398	—	60	1137
Rochester . . . . .	465	142	—	19	626
Sandwich . . . . .	938	206	1	40	1185
Tisbury . . . . .	706	188	—	67	961
Truro . . . . .	284	78	—	17	379
Wareham . . . . .	2203	980	—	199	3382
Wellfleet . . . . .	557	101	—	18	676
West Tisbury . . . . .	159	35	—	12	206
Westport . . . . .	1598	1467	—	245	3310
Yarmouth . . . . .	3221	683	—	95	3999
Totals . . . . .	42629	16065	1	2617	61312

First Essex District

Cities and Towns	Charles V. Hogan of Lynn Democratic	Robert T. Breed of Lynn Republican	Blanks	Total Ballots
LYNN . . . . .	26455	9957	1501	37913
Nahant . . . . .	1069	662	65	1796
Swampscott . . . . .	2864	2394	998	6256
Totals . . . . .	30388	13013	2564	45965

Second Essex District

Cities and Towns	Kevin B. Harrington of Salem Democratic	All Others	Blanks	Total Ballots
BEVERLY . . . . .	11517	3	3704	15224
Marblehead . . . . .	6946	4	2847	9797
PEABODY . . . . .	14147	—	3141	17288
SALEM . . . . .	14429	—	2806	17235
Totals . . . . .	47039	7	12498	59544

Third Essex District

Cities and Towns	William L. Saltonstall of Manchester, Republican	All Others	Blanks	Total Ballots
Boxford . . . . .	1244	—	78	1322
Danvers . . . . .	7756	—	1753	9509
Essex . . . . .	917	—	129	1046
Georgetown . . . . .	1633	—	231	1864
GLOUCESTER . . . . .	7649	5	2261	9915
Groveland . . . . .	1505	—	311	1816
Hamilton . . . . .	2258	—	278	2536
Ipswich . . . . .	3326	—	772	4098
Lynnfield . . . . .	4077	—	541	4618
Manchester . . . . .	1820	4	208	2032
Middleton . . . . .	1019	—	242	1261
Newbury . . . . .	1331	—	175	1506
North Reading . . . . .	3150	—	562	3712
Reading . . . . .	7636	—	1123	8759
Rockport . . . . .	2121	1	396	2518
Rowley . . . . .	916	—	166	1082
Topsfield . . . . .	1633	—	111	1744
Wenham . . . . .	1319	—	90	1409
West Newbury . . . . .	759	2	128	889
Totals . . . . .	52069	12	9555	61636



Senators — Continued

Fourth Essex District

Cities and Towns	James P. Rurak of Haverhill Democratic	Frederick E. Malcolm of Haverhill Republican	Blanks	Total Ballots
Amesbury . . . . .	2204	1662	463	4329
Andover . . . . .	3200	5446	318	8964
HAVERHILL . . . . .	12005	6310	390	18705
Merrimac . . . . .	633	843	18	1494
NEWBURYPORT . . . . .	2659	2248	781	5688
North Andover . . . . .	3132	2444	149	5725
Salisbury . . . . .	754	724	40	1518
Totals . . . . .	24587	19677	2159	46423

Fifth Essex District

Cities and Towns	William X. Wall of Lawrence Democratic	All Others	Blanks	Total Ballots
LAWRENCE . . . . .	25572	4	3417	28993
Methuen . . . . .	11531	-	2123	13654
Totals . . . . .	37103	4	5540	42647

Franklin and Hampshire District

Cities and Towns	John D. Barrus of Goshen Republican	Wallace J. Puchalski of Northampton Democratic	Blanks	Total Ballots
Ashfield . . . . .	389	41	6	436
Amherst . . . . .	2656	1099	147	3902
Bernardston . . . . .	379	94	18	491
Buckland . . . . .	456	206	33	695
Charlemont . . . . .	255	55	19	329
Chesterfield . . . . .	210	33	-	243
Colrain . . . . .	296	149	22	467
Conway . . . . .	279	65	4	348
Cummington . . . . .	257	14	3	274
Deerfield . . . . .	623	680	30	1333
Easthampton . . . . .	2142	3057	143	5342
Erving . . . . .	241	233	19	493
Gill . . . . .	243	125	9	377
Goshen . . . . .	193	23	3	219
Granby . . . . .	807	663	51	1521
Greenfield . . . . .	3493	2692	584	6769
Hadley . . . . .	506	890	23	1419
Hatfield . . . . .	396	675	16	1087
Hawley . . . . .	64	6	-	70
Heath . . . . .	87	12	4	103
Huntington . . . . .	358	186	22	566
Leverett . . . . .	240	50	5	295
Leyden . . . . .	89	33	8	130
Monroe . . . . .	29	32	7	68
Montague . . . . .	1236	2015	117	3368
New Salem . . . . .	135	31	11	177
NORTHAMPTON . . . . .	4946	5055	201	10202
Northfield . . . . .	694	179	26	899
Orange . . . . .	1419	579	81	2079
Pelham . . . . .	242	95	10	347
Plainfield . . . . .	86	21	2	109
Rowe . . . . .	102	24	8	134
Shelburne . . . . .	592	149	28	769
Shutesbury . . . . .	85	52	7	144

Franklin and Hampshire District — Conc.

Cities and Towns	John D. Barrus of Goshen Republican	Wallace J. Puchalski of Northampton Democratic	Blanks	Total Ballots
South Hadley . . . . .	2766	2817	231	5814
Southampton . . . . .	580	438	27	1045
Sunderland . . . . .	226	285	11	522
Warwick . . . . .	129	33	7	169
Wendell . . . . .	49	44	4	97
Westhampton . . . . .	224	47	2	273
Whately . . . . .	204	226	12	442
Williamsburg . . . . .	640	230	8	878
Totals . . . . .	29043	23433	1969	54445

First Hampden District

Cities and Towns	Theodore W. Bamforth of Springfield Republican	Donald Ryan of Springfield Democratic	Blanks	Total Ballots
Ludlow . . . . .	1682	3652	198	5532
SPRINGFIELD: Wards 2, 4, 5, 6, 7, 8 . . . . .	16446	20305	5953	42704
Totals . . . . .	18128	23957	6151	48236

Second Hampden District

Cities and Towns	Maurice A. Donahue of Holyoke Democratic	James A. Dowds of Chicopee Republican	Blanks	Total Ballots
CHICOPEE . . . . .	10717	9232	620	20569
HOLYOKE . . . . .	10372	5973	2159	18504
SPRINGFIELD: Ward 1 . . . . .	1318	532	670	2520
Totals . . . . .	22407	15737	3449	41593

Hampden and Berkshire District

Cities and Towns	George D. Hammond of Westfield Republican	Michael Tancrati of Springfield Democratic	Blanks	Total Ballots
Agawam . . . . .	3737	2870	196	6803
Alford . . . . .	88	13	6	107
Becket . . . . .	174	28	47	249
Blandford . . . . .	232	42	14	288
Chester . . . . .	220	115	8	343
E. Longmeadow . . . . .	2859	1077	431	1367
Egremont . . . . .	337	43	14	394
Granville . . . . .	285	59	8	352
Great Barrington . . . . .	1471	783	198	2452
Longmeadow . . . . .	4720	1094	201	6015
Middlefield . . . . .	77	23	1	101

Senators — Continued

Hampden and Berkshire District — Conc.				
Cities and Towns	George D. Hammond of Westfield Republican	Michael Tancerati of Springfield Democratic	Blanks	Total Ballots
Monterey . . . . .	175	41	15	231
Montgomery . . . . .	130	31	3	164
Mt. Washington . . . . .	21	4	-	25
New Marlborough . . . . .	214	34	14	262
Otis . . . . .	117	36	35	188
Richmond . . . . .	290	76	19	385
Russell . . . . .	296	133	14	443
Sandisfield . . . . .	74	57	15	146
Sheffield . . . . .	614	116	32	762
Southwick . . . . .	1112	644	33	1789
SPRINGFIELD:				
Ward 3 . . . . .	1890	2087	1328	5305
Stockbridge . . . . .	612	172	54	838
Tolland . . . . .	43	17	-	60
Tyringham . . . . .	92	19	5	116
W. Springfield . . . . .	4756	3344	1216	9316
W. Stockbridge . . . . .	254	143	29	426
WESTFIELD . . . . .	6377	2983	300	9660
Worthington . . . . .	203	36	19	258
Totals . . . . .	31470	16120	4255	51845

First Middlesex District				
Cities and Towns	John E. Harrington, Jr., of Lowell Democratic	All Others	Blanks	Total Ballots
Ashby . . . . .	486	-	249	735
Dracut . . . . .	5483	-	1034	6517
Dunstable . . . . .	240	-	172	412
Groton . . . . .	1253	4	526	1783
LOWELL . . . . .	31808	-	5003	36811
Pepperell . . . . .	1208	-	508	1716
Townsend . . . . .	950	-	478	1428
Tyngsborough . . . . .	1109	-	311	1420
Totals . . . . .	42537	4	8281	50822

Second Middlesex District				
Cities and Towns	Francis X. McCann of Cambridge Democratic	Levin H. Campbell of Cambridge Republican	Blanks	Total Ballots
Belmont . . . . .	6201	7736	384	14321
CAMBRIDGE:				
Wards 4, 5, 6, 7, 8, 9, 10, 11 . . . . .	13783	11877	913	26573
SOMERVILLE:				
Ward 7 . . . . .	3527	1756	200	5483
Totals . . . . .	23511	21369	1497	46377

Third Middlesex District			
Cities and Towns	Denis L. McKenna of Somerville Democratic	Blanks	Total Ballots
CAMBRIDGE:			
Ward 3 . . . . .	2214	566	2780
MALDEN:			
Ward 2 . . . . .	2023	370	2393
MEDFORD:			
Wards 1, 7 . . . . .	4224	995	5219
SOMERVILLE:			
Wards 1, 2, 3, 4, 5, 6	24511	4052	28563
Totals . . . . .	32972	5983	38955

Fourth Middlesex District				
Cities and Towns	Fred Lamson of Malden Republican	Richard C. Vendola of Everett Democratic	Blanks	Total Ballots
EVERETT:				
Wards 2, 3, 4, 6 . . . . .	5388	9471	1505	16364
MALDEN:				
Wards 1, 3, 4, 5, 6, 7, 8 . . . . .	13059	7139	499	20697
MELROSE . . . . .	8328	3956	994	13278
Totals . . . . .	26775	20566	2998	50339

Fifth Middlesex District				
Cities and Towns	James DeNormandie of Lincoln Republican	William J. Buckley of Concord Democratic	Blanks	Total Ballots
Ayer . . . . .	724	677	59	1460
Bedford . . . . .	2645	1137	118	3900
Carlisle . . . . .	711	156	22	889
Chelmsford . . . . .	5141	3697	206	9044
Concord . . . . .	3803	1822	264	5889
Lincoln . . . . .	1692	317	30	2039
Littleton . . . . .	1356	553	39	1948
Shirley . . . . .	574	442	53	1069
WALTHAM . . . . .	7492	8479	3566	19537
Watertown . . . . .	7570	7861	835	16266
Westford . . . . .	1687	1429	100	3216
Totals . . . . .	33395	26570	5292	65257

## Senators — Continued

## Sixth Middlesex District

Cities and Towns	Philibert L. Pellegrini of Arlington Democratic	William A. Barnstead of Arlington Republican	All Others	Blanks	Total Ballots
Arlington . . . . .	14186	10079	1	677	24943
MEDFORD:					
Wards 2, 3, 4, 5, 6 . . . . .	14309	6751	-	1125	22185
Winchester . . . . .	3379	5096	-	751	9226
Totals . . . . .	31874	21926	1	2553	56354

## Seventh Middlesex District

Cities and Towns	James J. Long of Woburn Democratic	Ronald C. MacKenzie of Burlington Republican	Blanks	Total Ballots
Billerica . . . . .	3648	3481	159	7288
Burlington . . . . .	2414	4393	93	6900
Lexington . . . . .	2875	8224	1225	12324
Stoneham . . . . .	3378	4333	279	7990
Tewksbury . . . . .	3084	2597	103	5784
Wakefield . . . . .	4794	5854	416	11064
Wilmington . . . . .	2296	2859	128	5283
WOBURN . . . . .	7171	5019	1050	13240
Totals . . . . .	29660	36760	3453	69873

## Middlesex and Worcester District

Cities and Towns	William J. Randall of Framingham Republican	Daniel J. Pappas of Framingham Democratic	Blanks	Total Ballots
Acton . . . . .	2911	768	129	3808
Ashland . . . . .	1907	952	66	2925
Berlin . . . . .	517	137	40	694
Bolton . . . . .	491	133	19	643
Boxborough . . . . .	364	80	14	458
Framingham . . . . .	12167	6787	667	19621
Harvard . . . . .	847	188	47	1082
Holliston . . . . .	2260	891	78	3229
Hopkinton . . . . .	1388	594	57	2039
Hudson . . . . .	2574	2387	217	5178
Lancaster . . . . .	1033	376	99	1508
MARLBOROUGH . . . . .	4517	4324	404	9245
Maynard . . . . .	1588	1703	225	3516
Natick . . . . .	6033	3839	1496	11368
Northborough . . . . .	1987	763	105	2855
Sherborn . . . . .	909	173	24	1106
Stow . . . . .	854	312	56	1222
Sudbury . . . . .	2786	817	394	3997
Wayland . . . . .	3730	1070	171	4971
Totals . . . . .	48863	26294	4308	79465

## Senators — Continued

## First Norfolk District

Cities and Towns	James R. McIntyre of Quincy Democratic	All Others	Blanks	Total Ballots
Braintree . . . . .	11576	2	3269	14847
QUINCY . . . . .	31114	—	7437	38551
Randolph . . . . .	7454	—	1683	9137
Totals . . . . .	50144	2	12389	62535

## Second Norfolk District

Cities and Towns	John M. Quinlan of Dover Republican	Roger C. Macleod of Norwood Democratic	Blanks	Total Ballots
Bellingham . . . . .	2317	1221	76	3614
Canton . . . . .	4698	1574	131	6403
Dover . . . . .	1714	115	19	1848
Easton . . . . .	3064	925	100	4089
Foxborough . . . . .	3144	774	59	3977
Franklin . . . . .	4097	1272	99	5468
Mansfield . . . . .	2341	883	97	3321
Medfield . . . . .	2207	400	41	2648
Medway . . . . .	1809	726	46	2581
Millis . . . . .	1579	359	29	1967
Norfolk . . . . .	968	254	20	1242
Norwood . . . . .	7360	4493	200	12053
Plainville . . . . .	1168	264	45	1477
Sharon . . . . .	3464	1174	143	4781
Walpole . . . . .	4451	1657	192	6300
Westwood . . . . .	4402	1050	109	5561
Wrentham . . . . .	1492	401	23	1921
Totals . . . . .	50275	17542	1434	69251

## Norfolk and Middlesex District

Cities and Towns	Leslie B. Cutler of Needham Republican	Richard Robert Caples of Weston Democratic	All Others	Blanks	Total Ballots
Dedham . . . . .	6434	4582	—	522	11538
Needham . . . . .	10489	2379	—	332	13200
NEWTON: Wards 2, 3, 4, 5, 8 . . . . .	16119	9010	1	1775	26905
Wellesley . . . . .	9195	2186	4	434	12119
Weston . . . . .	3329	1032	—	131	4492
Totals . . . . .	45566	19489	5	3194	68254

Senators — Continued

Norfolk and Plymouth District				
Cities and Towns	William D. Weeks of Cohasset Republican	All Others	Blanks	Total Ballots
Carver . . . . .	607	—	182	789
Cohasset . . . . .	2705	—	307	3012
Duxbury . . . . .	2450	—	209	2659
Halifax . . . . .	809	—	214	1023
Hanover . . . . .	2403	—	490	2893
Hanson . . . . .	1670	2	360	2032
Hingham . . . . .	6123	—	1048	7171
Holbrook . . . . .	3228	1	815	4044
Hull . . . . .	2342	—	960	3302
Kingston . . . . .	1691	1	377	2069
Lakeville . . . . .	1242	—	220	1462
Marshfield . . . . .	3444	4	817	4265
Middleborough . . . . .	3704	3	692	4399
Norwell . . . . .	2334	3	372	2709
Pembroke . . . . .	2397	—	543	2940
Plympton . . . . .	298	—	74	372
Scituate . . . . .	4847	—	1033	5880
Weymouth . . . . .	15878	4	4126	20008
Whitman . . . . .	3338	2	939	4279
Totals . . . . .	61510	20	13778	75308

First Suffolk District				
Cities and Towns	Harry Della Russo of Revere Democratic	All Others	Blanks	Total Ballots
CHELSEA . . . . .	9259	2	2620	11881
EVERETT: Wards 1, 5 . . . . .	1355	—	964	2319
REVERE . . . . .	14379	—	3662	18041
Saugus . . . . .	6939	9	2700	9648
Winthrop . . . . .	4731	—	3865	8596
Totals . . . . .	36663	11	13811	50485

Norfolk and Suffolk District				
Cities and Towns	Beryl W. Cohen of Brookline Democratic	William A. Lincoln of Newton Republican	Blanks	Total Ballots
BOSTON: Ward 22 . . . . .	5994	3217	2471	11682
Brookline . . . . .	13903	8884	2253	25040
NEWTON: Wards 1, 6, 7 . . . . .	7356	6125	572	14053
Totals . . . . .	27253	18226	5296	50775

Second Suffolk District				
Cities and Towns	Mario Umara of Boston Democratic	Blanks	Total Ballots	
BOSTON: Wards 1, 2, 3 . . . . .	17711	9763	27474	
CAMBRIDGE: Ward 1 . . . . .	3184	626	3810	
Totals . . . . .	20895	10389	31284	

Plymouth District				
Cities and Towns	James F. Burke of Brockton Democratic	John F. Johnson of Brockton Republican	Blanks	Total Ballots
Abington . . . . .	2157	2227	141	4525
Avon . . . . .	1126	796	55	1977
Bridgewater . . . . .	1777	1602	127	3506
BROCKTON . . . . .	15908	13748	773	30429
E. Bridgewater . . . . .	1066	1619	89	2774
Rockland . . . . .	2867	1878	170	4915
Stoughton . . . . .	4175	2697	314	7186
W. Bridgewater . . . . .	671	1527	35	2233
Totals . . . . .	29747	26094	1704	57545

Third Suffolk District				
Cities and Towns	Oliver F. Ames of Boston Republican	William P. Foley of Boston Democratic	Blanks	Total Ballots
BOSTON: Wards 4, 5, 21 . . . . .	16123	7433	4716	28272
CAMBRIDGE: Ward 2 . . . . .	1302	1458	207	2967
Totals . . . . .	17425	8891	4923	31239

Fourth Suffolk District				
Cities and Towns	John Joseph Moak of Boston Democratic	Blanks	Total Ballots	
BOSTON: Wards 6, 7, 8, 9, 13 . . . . .	21028	12236	33264	

Senators — Continued

Fifth Suffolk District					Seventh Suffolk District				
Cities and Towns	Stephen C. Davenport of Boston Democratic	Blanks	Total Ballots	Cities and Towns	George V. Kenneally, Jr., of Boston, Democratic	Blanks	Total Ballots		
BOSTON: Wards 10, 11, 19, 20	25620	20142	45762	BOSTON: Wards 15, 16, 17	21034	11370	32404	Milton	10343 3891 14234
				Totals	31377	15261	46638		
Sixth Suffolk District					First Worcester District				
Cities and Towns	Samuel Harmon of Boston Democratic	Robert F. Falcon of Boston Republican	Blanks	Total Ballots	Cities and Towns	Vite J. Pigaga of Worcester Democratic	All Others	Blanks	Total Ballots
BOSTON: Wards 12, 14, 18	23259	5952	12393	41604	Leicester	2621	—	586	3207
					Millbury	3370	—	895	4265
					WORCESTER: Wards 4, 5, 6, 7, 8	25557	6	6085	31648
					Totals	31548	6	7566	39120
Second Worcester District									
Cities and Towns	John J. Conte of Worcester Democratic	Joseph M. Tinsley of Worcester Republican	All Others	Blanks	Total Ballots				
Holden	2396	2619	—	134	5149				
West Boylston	1378	980	—	44	2402				
WORCESTER: Wards 1, 2, 3, 9, 10	23307	15229	1	1312	39849				
Totals	27081	18828	1	1490	47400				
Third Worcester District					Fourth Worcester District				
Cities and Towns	Joseph D. Ward of Fitchburg Democratic	All Others	Blanks	Total Ballots	Cities and Towns	James A. Kelly, Jr., of Oxford Democratic	Charles R. Puliafico of Webster Republican	Blanks	Total Ballots
Ashburnham	881	—	312	1195	Auburn	3699	2246	145	6090
Boylston	767	—	335	1102	Blackstone	1830	389	58	2277
Clinton	3807	—	1213	5020	Douglas	662	593	38	1293
FITCHBURG	13082	—	3014	16096	Dudley	1309	1304	66	2679
GARDNER	5517	—	1971	7488	Grafton	2276	1382	195	3853
LEOMINSTER	8974	—	2584	11558	Hopedale	771	1217	52	2040
Lunenburg	2014	—	756	2770	Mendon	395	562	30	987
Sterling	855	—	492	1347	Milford	4591	3035	432	8058
Westminster	1131	1	510	1642	Millville	585	89	27	701
Totals	37028	3	11187	48218	Northbridge	2222	1436	614	4272
					Oxford	2490	822	36	3348
					Shrewsbury	4056	3061	361	7478
					Southborough	804	1003	151	1958
					Sutton	783	701	49	1533
					Upton	592	725	84	1401
					Uxbridge	2337	934	110	3381
					Webster	3029	2937	122	6088
					Westborough	1816	1763	156	3735
					Totals	34247	24199	2726	61172

Senators — Concluded

Worcester, Hampden and Hampshire District					Worcester, Hampden and Hampshire District — Concluded				
Cities and Towns	Philip A. Quinn of Spencer Democratic	All Others	Blanks	Total Ballots	Cities and Towns	Philip A. Quinn of Spencer Democratic	All Others	Blanks	Total Ballots
Athol . . . . .	3139	—	1375	4514	Petersham . . . . .	273	—	155	428
Barre . . . . .	1154	—	376	1530	Phillipston . . . . .	187	—	64	251
Belchertown . . . . .	1191	—	342	1533	Princeton . . . . .	382	—	211	593
Brimfield . . . . .	442	2	156	600	Royalston . . . . .	190	—	71	261
Brookfield . . . . .	534	—	171	705	Rutland . . . . .	774	—	217	991
Charlton . . . . .	1020	2	333	1355	Southbridge . . . . .	5918	—	1436	7354
East Brookfield . . . . .	527	—	152	679	Spencer . . . . .	2825	—	553	3378
Hampden . . . . .	831	—	277	1108	Sturbridge . . . . .	1423	—	328	1751
Hardwick . . . . .	777	4	208	989	Templeton . . . . .	1465	—	462	1927
Holland . . . . .	247	—	63	310	Wales . . . . .	193	—	68	261
Hubbardston . . . . .	351	—	186	567	Ware . . . . .	2968	—	870	3838
Monson . . . . .	1651	—	554	2205	Warren . . . . .	1310	—	273	1583
New Braintree . . . . .	145	—	39	184	West Brookfield . . . . .	770	1	201	975
North Brookfield . . . . .	1405	—	324	1729	Wilbraham . . . . .	2636	—	1082	3718
Oakham . . . . .	196	—	74	270	Winchendon . . . . .	1800	3	502	2305
Palmer . . . . .	3491	—	881	4372	Totals . . . . .	41168	12	12333	53513
Paxton . . . . .	923	—	326	1249					

Representatives in the General Court

Barnstable County

First District	John K. Atsalis of Barnstable Democratic	John J. Bowes of Barnstable Republican	Sheila A. Bourbeau of Barnstable Independent	Second District	Stephen Weekes of Harwich Republican	Caston J. Norgent of Orleans Democratic
Barnstable:				Brewster . . . . .	637	173
Precinct 1 . . . . .	146	444	78	Chatham . . . . .	1684	368
" 2 . . . . .	88	212	20	Eastham . . . . .	609	276
" 3N . . . . .	807	670	50	Harwich . . . . .	1990	398
" 3S . . . . .	675	948	65	Orleans . . . . .	1040	557
" 4 . . . . .	377	926	45	Provincetown . . . . .	509	586
" 5 . . . . .	166	880	36	Truro:		
" 6 . . . . .	117	214	21	Precinct A . . . . .	126	61
" 7 . . . . .	104	347	38	" B . . . . .	117	62
Dennis:				Wellfleet . . . . .	446	202
Precinct 1 . . . . .	87	269	18	Totals . . . . .	7158	2683
" 2 . . . . .	32	185	17			
" 3 . . . . .	217	599	25			
" 4 . . . . .	169	534	17			
" 5 . . . . .	112	296	11			
Yarmouth:						
Precinct 1 . . . . .	40	196	1			
" 2 . . . . .	93	280	5			
" 3 . . . . .	514	1331	44			
" 4 . . . . .	489	860	43			
Totals . . . . .	4233	9191	534			

Third District	James R. McMahon, Jr., of Bourne Democratic	Harry A. S. Read, III, of Sandwich Republican
Bourne:		
Precinct 1 . . . . .	448	418
" 2 . . . . .	283	293
" 3 . . . . .	277	411
" 4 . . . . .	252	314
Falmouth:		
Precinct 1 . . . . .	302	495
" 2 . . . . .	480	613
" 3 . . . . .	966	728
" 4 . . . . .	634	427
" 5 . . . . .	283	550
Mashpee . . . . .	187	176
Sandwich . . . . .	401	763
Totals . . . . .	4513	5188

Representatives in the General Court — Continued

Berkshire County

First District			Fourth District		
	Roger A. Sala of North Adams Democratic	All Others		Joel S. Greenberg of Pittsfield Democratic	Joseph N. Barnini of Pittsfield Republican
NORTH ADAMS:			Ward 3 Precinct A . . . . . 230 194		
Ward 1	399	—	" 3 " B . . . . .	427	553
" 2	426	—	" 3 " C . . . . .	741	473
" 3	527	—	" 3 " D . . . . .	689	508
" 4	491	—	" 4 " A . . . . .	375	329
" 5	481	12	" 4 " B . . . . .	432	314
" 6	277	—	" 4 " C . . . . .	472	410
" 7	535	—	" 4 " D . . . . .	492	357
" 8	319	1	" 5 " A . . . . .	308	191
" 9	473	—	" 5 " B . . . . .	535	427
" 10	578	2	" 5 " C . . . . .	590	382
" 11	569	—	Totals . . . . .	5291	4137
" 12	691	5			
Totals . . . . .	5765	10			

Second District			Fifth District		
	Edward S. Zelazo of Adams Republican	All Others		Thomas C. Wojtkowski of Pittsfield, Democratic	
Adams:			Hancock . . . . . 121		
Precinct 1	736	—	PITTSFIELD:		
" 2	926	1	Ward 6 Precinct A . . . . .	282	
" 3	586	—	" 6 " B . . . . .	494	
" 4	779	—	" 6 " C . . . . .	623	
" 5	1056	—	" 7 " A . . . . .	403	
Clarksburg:			" 7 " B . . . . .	430	
Precinct 1	251	1	" 7 " C . . . . .	804	
" 2	268	—	Totals . . . . .	3157	
Florida:					
Precinct 1	168	—			
" 2	20	—			
New Ashford					
	54	—			
Savoy					
	81	—			
Williamstown					
	2265	2			
Totals . . . . .	7190	4			

Third District			Sixth District		
	William I. Kitterman of Pittsfield Democratic	All Others		Warren A. Turner of Lee, Republican	Peter F. Menard of Windsor Democratic
Cheshire . . . . . 716 3			Becket . . . . . 171 65		
Lanesborough:			Dalton . . . . . 1087 1485		
Precinct A . . . . .	748	—	Hinsdale . . . . . 224 270		
" B . . . . .	103	—	Lee . . . . . 1202 506		
PITTSFIELD:			Lenox . . . . . 921 562		
Ward 1 Precinct A . . . . .	471	—	Otis . . . . . 121 51		
" 1 " B . . . . .	476	—	Peru . . . . . 43 25		
" 1 " C . . . . .	464	—	Tyringham . . . . . 86 30		
" 1 " D . . . . .	711	—	Washington . . . . . 63 46		
" 2 " A . . . . .	468	—	Windsor . . . . . 82 80		
" 2 " B . . . . .	368	—	Totals . . . . . 4000 3120		
" 2 " C . . . . .	469	—			
Totals . . . . .	4994	3			



Representatives in the General Court — Continued

Berkshire County — Concluded

Seventh District		Sidney Q. Curtiss of Sheffield Republican	
Alford . . . . .			92
Egremont . . . . .			339
Great Barrington:			
Precinct A . . . . .			1491
" B . . . . .			475
Monterey . . . . .			199
Mount Washington . . . . .			20
New Marlborough . . . . .			227
Richmond . . . . .			340
Sandisfield . . . . .			119
Sheffield . . . . .			664
Stockbridge . . . . .			694
West Stockbridge . . . . .			345
Totals . . . . .			5005

Bristol County

First District		George I. Spatcher of Attleboro Republican	All Others	Third District		Frank G. Rico of Taunton Democratic	
ATTLEBORO:				TAUNTON:			
Ward 2 . . . . .		1360	—	Ward 5, Precinct A . . . . .		685	
" 3 . . . . .		1511	10	" 5, " B . . . . .		773	
" 4 . . . . .		1433	31	" 5, " C . . . . .		369	
" 5 . . . . .		914	4	" 7, " A . . . . .		729	
" 6, Precinct A . . . . .		521	1	" 7, " B . . . . .		562	
" 6 " B . . . . .		896	—	" 7, " C . . . . .		368	
Rehoboth . . . . .		1545	2	" 8, " A . . . . .		683	
Totals . . . . .		8180	48	" 8, " B . . . . .		607	
				" 8, " C . . . . .		470	
				Totals . . . . .		5246	

Second District		Walter W. O'Brien of Raynham Republican	John H. Drane of Norton Democratic	Fourth District		Charles L. Flannery of Taunton Republican	
Easton:				TAUNTON:			
Precinct 1 . . . . .		527	176	Ward 1, Precinct A . . . . .		991	
" 2 . . . . .		1371	758	" 1, " B . . . . .		637	
" 3 . . . . .		844	272	" 1, " C . . . . .		259	
Mansfield . . . . .		1802	1414	" 2, " A . . . . .		319	
Norton . . . . .		1077	1213	" 2, " B . . . . .		427	
Raynham:				" 3 . . . . .		493	
Precinct 1 . . . . .		947	470	" 4, Precinct A . . . . .		745	
" 2 . . . . .		812	163	" 4, " B . . . . .		649	
Totals . . . . .		7380	4466	" 4, " C . . . . .		671	
				" 6, " A . . . . .		668	
				" 6, " B . . . . .		393	
				Totals . . . . .		6252	

Representatives in the General Court — Continued

Bristol County — Continued

Fifth District		Antone S. Aguiar, Jr., of Swansea Democratic	William Silva of Swansea Republican
Berkley . . . . .		284	244
Dighton:			
Precinct A . . . . .		384	256
" B . . . . .		320	296
" C . . . . .		287	117
Seekonk:			
Precinct 1 . . . . .		779	631
" 2 . . . . .		691	610
" 3 . . . . .		443	368
Swansea:			
Precinct 1 . . . . .		802	477
" 2 . . . . .		894	398
" 3 . . . . .		894	475
" 4 . . . . .		428	227
Totals . . . . .		6106	4009

Sixth District		J. Louis LeBlanc of New Bedford Democratic	Ronald A. DeMello of New Bedford Republican	Donald R. Gaudette of New Bedford Democratic	All Others
NEW BEDFORD:					
Ward 1, Precinct A . . . . .		365	120	403	-
" 1, " B . . . . .		392	98	453	1
" 1, " C . . . . .		566	106	593	-
" 1, " D . . . . .		573	143	602	-
" 1, " E . . . . .		434	103	507	-
" 1, " F . . . . .		512	98	609	-
" 1, " G . . . . .		509	158	637	-
" 1, " H . . . . .		717	245	825	-
" 1, " I . . . . .		747	233	884	1
" 1, " J . . . . .		644	206	929	-
" 1, " K . . . . .		801	328	1215	-
" 2, " A . . . . .		423	70	385	-
" 2, " B . . . . .		454	61	416	-
" 2, " C . . . . .		387	59	358	-
" 2, " D . . . . .		447	105	439	-
" 2, " E . . . . .		425	79	420	-
" 2, " F . . . . .		539	93	524	-
" 2, " G . . . . .		373	132	345	-
" 2, " H . . . . .		662	202	628	2
" 2, " I . . . . .		746	371	785	2
Totals . . . . .		10716	3010	11957	6

Seventh District		Edward P. Coury of New Bedford Democratic	George Rogers of New Bedford Republican	Joseph D. Fragoso of New Bedford Independent	All Others
NEW BEDFORD:					
Ward 3, Precinct A . . . . .		452	366	66	1
" 3, " B . . . . .		444	379	69	-
" 3, " C . . . . .		93	93	11	-
" 3, " D . . . . .		254	268	31	-
" 3, " E . . . . .		336	354	41	-
" 3, " F . . . . .		490	468	61	4
" 3, " G . . . . .		503	520	70	-
" 3, " H . . . . .		469	448	37	-
" 3, " I . . . . .		572	596	60	-
" 4, " A . . . . .		291	233	61	-
" 4, " B . . . . .		389	339	29	-

Representatives in the General Court—Continued

Bristol County — Continued

Seventh District — Concluded			Edward P. Coury of New Bedford Democratic	George Rogers of New Bedford Republican	Joseph D. Fragoso of New Bedford Independent	All Others
NEW BEDFORD — Concluded:						
Ward 4, Precinct C			329	319	47	—
" 4, " D			337	351	62	—
" 4, " E			521	530	63	—
" 4, " F			532	567	85	—
" 4, " G			558	602	76	—
" 4, " H			506	517	78	—
" 4, " I			630	659	81	—
" 4, " J			841	889	160	—
Totals			8547	8498	1188	8

Eighth District			Raymond S. Peck of Dartmouth Democratic	Joseph D. Saulnier of New Bedford Democratic- Republican	Antonio J. Lawrence of Dartmouth Republican	All Others
Dartmouth:						
Precinct 1			1031	766	246	—
" 2			920	736	306	—
" 3			1062	1012	478	—
" 4			1073	678	174	—
" 5			761	513	138	—
" 6			678	735	503	—
NEW BEDFORD:						
Ward 5, Precinct A			480	386	70	—
" 5, " B			435	403	142	—
" 5, " C			547	451	85	—
" 5, " D			573	520	85	—
" 5, " E			544	468	139	—
" 5, " F			377	497	243	—
" 5, " G			703	584	100	—
" 5, " H			489	494	158	—
" 5, " I			809	777	266	—
" 6, " A			553	886	154	—
" 6, " B			487	737	114	—
" 6, " C			288	375	52	—
" 6, " D			413	544	57	—
" 6, " E			374	459	55	—
" 6, " F			358	421	50	—
" 6, " G			326	288	46	—
" 6, " H			375	431	45	—
" 6, " I			440	383	47	—
Totals			14096	13544	3755	3

Ninth District			William O. Mac- Lean, Jr., of Fair- haven, Demo- cratic	Elton A. Ashley of Acushnet Republican	All Others	Tenth District					
Acushnet:						FALL RIVER:					
Precinct 1			742	305	—	Ward 1, Precinct A			574	326	527
" 2			535	293	—	" 1, " B			566	318	419
" 3			551	351	—	" 1, " C			435	138	384
Fairhaven:						" 1, " D			521	117	489
Precinct 1			594	341	—	" 1, " E			423	100	424
" 2			753	271	—	" 1, " F			456	138	513
" 3			1112	194	—	" 1, " G			489	138	412
" 4			782	252	—	" 1, " H			491	211	405
" 5			834	232	—	" 1, " I			477	224	391
" 6			618	186	—	" 1, " J			488	197	410
Freetown:						" 1, " K			363	153	239
Precinct 1			307	159	—	" 1, " L			459	180	392
" 2			488	233	—	" 2, " A			588	278	578
Totals			7316	2817	1	" 2, " B			492	215	435

Representatives in the General Court — Continued

Bristol County — Concluded

Tenth District — Concluded	Matthew J. Kuss of Fall River Democratic	Arthur Flores of Fall River Republican	Bernard Paquette of Fall River Democratic	Twelfth District	Wilfred C. Driscoll of Fall River Democratic	Ronald Mello of Fall River Republican
FALL RIVER — Concluded:				FALL RIVER:		
Ward 2, Precinct C . . . . .	390	154	375	Ward 8, Precinct A . . . . .	338	112
“ 2, “ D . . . . .	500	120	465	“ 8, “ B . . . . .	498	159
“ 2, “ E . . . . .	450	146	459	“ 8, “ C . . . . .	463	90
“ 2, “ F . . . . .	526	304	444	“ 8, “ D . . . . .	638	233
“ 2, “ G . . . . .	620	177	500	“ 8, “ E . . . . .	636	184
“ 3, “ A . . . . .	331	160	276	“ 8, “ F . . . . .	685	219
“ 3, “ B . . . . .	329	164	289	“ 8, “ G . . . . .	717	304
“ 3, “ C . . . . .	137	45	109	“ 8, “ H . . . . .	518	183
“ 3, “ D . . . . .	273	230	207	Westport:		
Totals . . . . .	10378	4233	9142	Precinct A . . . . .	738	310
				“ B . . . . .	505	659
				“ C . . . . .	760	227
				Totals . . . . .	6496	2680

Eleventh District	John J. Long of Fall River Democratic	James A. O'Brien, Jr., of Fall River Democratic	Edward Abdallah of Fall River Republican	Thirteenth District	Manuel Raposa, Jr., of Somerset Democratic	John C. Reis, Jr., of Somerset Republican
FALL RIVER:				FALL RIVER:		
Ward 4, Precinct A . . . . .	295	276	30	Ward 9, Precinct A . . . . .	425	88
“ 4, “ B . . . . .	375	376	76	“ 9, “ B . . . . .	587	88
“ 4, “ C . . . . .	355	370	47	“ 9, “ C . . . . .	520	171
“ 4, “ D . . . . .	372	467	75	“ 9, “ D . . . . .	445	193
“ 4, “ E . . . . .	443	456	58	“ 9, “ E . . . . .	303	395
“ 4, “ F . . . . .	411	331	76	“ 9, “ F . . . . .	527	299
“ 5, “ A . . . . .	406	337	67	“ 9, “ G . . . . .	449	51
“ 5, “ B . . . . .	379	278	103	Somerset:		
“ 5, “ C . . . . .	295	266	40	Precinct 1 . . . . .	893	413
“ 5, “ D . . . . .	315	294	80	“ 2 . . . . .	772	536
“ 6, “ A . . . . .	628	437	138	“ 3 . . . . .	671	503
“ 6, “ B . . . . .	569	370	67	“ 4 . . . . .	924	412
“ 6, “ C . . . . .	399	244	40	“ 5 . . . . .	715	262
“ 6, “ D . . . . .	465	345	87	Totals . . . . .	7236	3411
“ 6, “ E . . . . .	591	384	83			
“ 6, “ F . . . . .	497	409	122			
“ 6, “ G . . . . .	609	420	115			
“ 6, “ H . . . . .	493	325	82			
“ 7, “ A . . . . .	321	354	64			
“ 7, “ B . . . . .	314	268	127			
“ 7, “ C . . . . .	316	292	118			
Totals . . . . .	8848	7349	1695			

Fourteenth District	Donald T. Bliss of No. Attleborough Republican
ATTLEBORO:	
Ward 1, Precinct A . . . . .	1226
“ 1, “ B . . . . .	812
North Attleborough . . . . .	4967
Totals . . . . .	7005

Dukes County

First District	Benjamin C. May- hew, Jr., of Chil- mark, Republican	All Others	First District — Concluded	Benjamin C. May- hew, Jr., of Chil- mark, Republican	All Others
Chilmark . . . . .	126	1	Oak Bluffs . . . . .	534	-
Edgartown . . . . .	612	-	Tisbury . . . . .	892	-
Gay Head . . . . .	44	-	West Tisbury . . . . .	196	-
Gosnold . . . . .	34	-	Totals . . . . .	2438	1

Representatives in the General Court — Continued

Essex County

First District	David E. Harrison of Gloucester Democratic	Patrick M. Schraft of Gloucester Republican	Third District	Francis W. Hatch, Jr., of Beverly Republican	All Others
<b>GLOUCESTER:</b>					
Ward 1	784	440	<b>BEVERLY:</b>		
" 2, Precinct 1	458	193	Ward 4, Precinct 1	644	-
" 2, " 2	488	189	" 4, " 2	1232	-
" 3	570	157	" 4, " 3	990	-
" 4	475	154	" 6, " 1	877	-
" 5	747	278	" 6, " 2	682	-
<b>Rockport:</b>					
Precinct 1	305	260	Hamilton	2280	-
" 2	938	902	Manchester	1820	2
Totals	4763	2573	Topsfield	1621	-
			Wenham	1316	-
			Totals	11462	2

Second District	John F. Dolan of Ipswich Republican	Charles K. Cobb, Jr., of Ipswich Democratic	All Others	Fourth District	Thomas Bussone of Beverly Republican	Robert E. Carney of Beverly Democratic	All Others
Essex	731	292	-	<b>BEVERLY:</b>			
<b>GLOUCESTER:</b>				Ward 1, Precinct 1	524	414	1
Ward 6, Precinct 1	550	596	-	" 1, " 2	391	368	-
" 6, " 2	604	459	-	" 1, " 3	561	481	-
" 7	413	252	-	" 2, " 1	348	505	2
" 8, Precinct 1	295	206	1	" 2, " 2	651	484	9
" 8, " 2	450	285	-	" 3	568	505	4
" 8, " 3	208	156	-	" 5, Precinct 1	823	517	3
<b>Ipswich:</b>				" 5, " 2	944	506	-
Precinct 1	678	332	-	" 5, " 3	705	635	4
" 2	818	366	-	Totals	5515	4415	23
" 3	586	240	-				
" 4	549	459	-				
<b>Newbury:</b>							
Precinct 1	657	295	-				
" 2	354	142	-				
<b>Rowley</b>							
Totals	7723	4309	1				

Fifth District	Jerome A. Segal of Danvers Republican	Edward J. Dullea, Jr., of Peabody Democratic	Francis J. Grondin of Danvers Republican	Philip C. O'Donnell of Peabody Democratic
<b>Danvers:</b>				
Precinct 1	1093	336	870	328
" 2	1100	386	851	343
" 3	923	440	731	377
" 4	1248	274	1029	320
" 5	1204	317	852	248
" 6	1102	315	957	332
<b>PEABODY:</b>				
Ward 1, Precinct 1	363	506	208	491
" 1, " 2	436	474	189	403
" 1, " 3	467	492	285	526
" 1, " 4	503	539	343	487
" 2	334	592	182	542
" 3	294	531	162	449
" 4	211	532	124	801
" 5, Precinct 1	479	650	263	617
" 5, " 2	627	767	336	704
" 6, " 1	468	545	257	570
" 6, " 2	406	396	169	461
" 6, " 3	866	451	470	715
" 6, " 4	524	251	257	332
" 6, " 5	1005	591	370	565
" 6, " 6	686	442	302	376
" 6, " 7	242	166	130	156
Totals	14581	9993	9337	10143

Representatives in the General Court — Continued

Essex County — Continued

Sixth District			Michael J. Harrington of Salem, Democratic	Samuel E. Zoll of Salem, Democratic
SALEM:				
Ward 1, Precinct 1	1		425	383
" 1, " 2	2		449	439
" 1, " 3	3		292	258
" 2, " 1	1		622	582
" 2, " 2	2		557	533
" 2, " 3	3		379	341
" 4, " 1	1		415	429
" 4, " 2	2		786	740
" 4, " 3	3		767	730
" 5, " 1	1		491	397
" 5, " 2	2		554	428
" 5, " 3	3		533	486
" 5, " 4	4		626	575
" 5, " 5	5		516	528
" 5, " 6	6		602	615
" 5, " 7	7		607	527
" 5, " 8	8		648	630
" 6, " 1	1		789	976
" 6, " 2	2		621	769
" 6, " 3	3		548	706
Totals			11227	11072

Seventh District		J. Hilary Rockett of Marblehead, Republican.	All Others	Eighth District		Thomas M. Newth of Swampscott, Republican
Marblehead:						
Precinct 1	1	1677	3	SALEM:		
" 2	2	1512	2	Ward 3, Precinct 1	1	314
" 3	3	2136	—	" 3, " 2	2	466
" 4	4	1601	—	" 3, " 3	3	554
" 5	5	1461	1	Swampscott:		
Totals		8387	6	Precinct 1	1	595
				" 2	2	745
				" 3	3	678
				" 4	4	733
				" 5	5	731
				" 6	6	831
				Totals		5647

Ninth District		Philip N. Carney of Lynn, Democratic	Julie Gilligan of Lynn, Democratic	Andre R. Sigourney of Nahant, Democratic	Joseph F. Martin of Lynn, Republican
LYNN:					
Ward 2, Precinct 1	1	850	639	801	770
" 2, " 2	2	788	604	702	751
" 2, " 3	3	703	542	617	528
" 2, " 4	4	511	429	496	395
" 3, " 1	1	569	449	484	514
" 3, " 2	2	550	474	484	536
" 3, " 3	3	549	463	516	533
" 3, " 4	4	538	502	450	465
" 3, " 5	5	416	401	441	402
" 3, " 6	6	505	395	472	524
" 3, " 7	7	515	444	538	427
" 3, " 8	8	308	305	312	272
" 3, " 9	9	528	488	474	334
" 3, " 10	10	662	521	602	597
" 4, " 1	1	597	564	577	577
" 4, " 2	2	427	432	384	308

Representatives in the General Court — Continued

Essex County — Continued

Ninth District — Concluded		Philip N. Carney of Lynn, Democratic	Julie Gilligan of Lynn, Democratic	Andre R. Sigourney of Nahant Democratic	Joseph F. Martin of Lynn, Republican
LYNN — Concluded:					
Ward 4, Precinct 3		363	328	332	306
" 4, " 4		159	167	154	128
" 4, " 5		236	242	215	140
" 4, " 6		368	345	341	299
" 4, " 7		392	336	360	229
" 4, " 8		364	295	318	217
Nahant		880	838	1213	902
Totals		11778	10203	11283	10064

Tenth District		T. Harold Gayron of Lynn, Democratic	Thomas W. McGee of Lynn Democratic
LYNN:			
Ward 5, Precinct 1			295
" 5, " 2			413
" 5, " 3			612
" 5, " 4			464
" 5, " 5			708
" 5, " 6			631
" 5, " 7			392
" 5, " 8			427
" 6, " 1			383
" 6, " 2			414
" 6, " 3			628
" 6, " 4			490
" 6, " 5			674
" 6, " 6			993
" 6, " 7			492
" 6, " 8			445
" 6, " 9			710
Totals			9171
			289
			358
			561
			417
			710
			599
			365
			380
			213
			327
			478
			393
			450
			756
			399
			391
			619
			7805

Eleventh District		Belden G. Bly, Jr., of Saugus Republican	Russell H. Craig of Lynnfield Republican	Albert V. DiVirgilio of Lynn Democratic	George F. Healey of Lynn, Democratic	All Others
Boxford:						
Precinct 1		811	790	92	86	-
" 2		276	275	47	37	-
Georgetown		1280	1193	423	404	-
LYNN:						
Ward 1, Precinct 1		738	525	676	478	-
" 1, " 2		638	557	545	461	-
" 1, " 3		534	442	600	443	-
" 1, " 4		712	618	738	710	-
" 7, " 1		333	182	555	684	-
" 7, " 2		296	194	342	453	-
" 7, " 3		416	268	541	529	-
" 7, " 4		458	290	682	706	-
Lynnfield:						
Precinct 1		1846	1856	358	269	-
" 2		1565	1534	654	378	-
Middleton		803	690	339	323	-
Saugus:						
Precinct 1		863	597	295	289	-
" 2		593	392	257	190	-
" 3		571	350	242	209	-
" 4		723	483	289	235	-





Representatives in the General Court — Continued

Essex County — Concluded

Fourteenth District		Anthony R. DiFrancia of Lawrence Democratic
LAWRENCE:		
Ward 3, Precinct 1		242
" 3, " 2		393
" 3, " 3		509
" 3, " 4		670
" 4, " 1		447
" 4, " 2		568
" 4, " 3		519
" 4, " 4		425
Methuen: Precinct 2		816
Totals		4589

Seventeenth District		Aaron M. I. Shinnberg of Haverhill Democratic	Edward W. Kimball of Haverhill Republican
HAVERHILL:			
Ward 2		345	337
" 6, Precinct 1		479	199
" 6, " 2		492	227
" 6, " 3		641	467
" 6, " 4		549	621
" 6, " 5		516	399
" 7, " 1		688	611
" 7, " 2		672	511
" 7, " 3		724	765
Totals		5106	4137

Fifteenth District		Lawrence P. Smith of Lawrence Democratic	All Others
LAWRENCE:			
Ward 5, Precinct 1		770	—
" 5, " 2		663	—
" 5, " 3		892	—
" 5, " 4		541	1
" 5, " 5		806	—
" 5, " 6		821	—
" 5, " 7		792	—
" 5, " 8		498	—
Totals		5783	1

Eighteenth District		A. Edward Talbot of Amesbury Republican	James L. Schiller of Groveland Democratic
Amesbury:			
Precinct 1		594	112
" 2		592	114
" 3		451	134
" 4		475	130
" 5		716	148
" 6		442	117
Groveland:			
Precinct 1		681	625
" 2		214	253
HAVERHILL:			
Ward 4, Precinct 1		872	433
" 4, " 2		886	490
Merrimac		1130	325
West Newbury		695	164
Totals		7748	3045

Sixteenth District		Francis Bevilacqua of Haverhill Democratic	Vincent DiProfo of Haverhill Republican	George A. Florent of Haverhill Independent
HAVERHILL:				
Ward 1		240	131	53
" 3		302	82	46
" 5, Precinct 1		551	131	54
" 5, " 2		941	368	184
" 5, " 3		432	140	103
" 5, " 4		490	296	195
" 5, " 5		367	267	68
" 5, " 6		392	215	217
Totals		3715	1630	920

Nineteenth District		George E. Twomey of Newburyport Republican	Norman H. Doyle of Newburyport Democratic
NEWBURYPORT:			
Ward 1		677	175
" 2		546	199
" 3		624	193
" 4		623	219
" 5		809	246
" 6		854	226
Salisbury		962	518
Totals		5095	1776

Representatives in the General Court — Continued

Franklin County

First District	Winston Healy of Charlemont Republican	All Others	Third District	Walter T. Kostanski, Jr., of Montague Republican	All Others
Ashfield . . . . .	417	-	Deerfield:		
Bernardston . . . . .	456	-	Precinct A . . . . .	791	-
Buckland . . . . .	608	-	"  B . . . . .	399	-
Charlemont . . . . .	284	1	Erving:		
Colrain . . . . .	414	-	Precinct 1 . . . . .	208	-
Conway . . . . .	315	-	"  2 . . . . .	233	-
Hawley . . . . .	67	-	Gill:		
Heath . . . . .	101	-	Precinct 1 . . . . .	197	-
Leyden . . . . .	115	-	"  2 . . . . .	153	-
Monroe . . . . .	58	-	Leverett . . . . .	267	1
Northfield . . . . .	823	-	Montague:		
Orange . . . . .	1793	-	Precinct 1 . . . . .	453	-
Rowe . . . . .	120	-	"  2 . . . . .	363	-
Shelburne . . . . .	704	-	"  3 . . . . .	675	-
Warwick . . . . .	152	-	"  4 . . . . .	611	-
Totals . . . . .	6427	1	"  5 . . . . .	505	-
			"  6 . . . . .	450	-
			New Salem . . . . .	158	-
			Shutesbury . . . . .	125	-
			Sunderland . . . . .	449	-
			Wendell . . . . .	71	-
			Whately . . . . .	382	-
			Totals . . . . .	6492	1

Second District	Allan McGuane of Greenfield Democratic	William B. Hayes of Greenfield Republican
Greenfield:		
Precinct 1 . . . . .	338	391
"  2 . . . . .	408	430
"  3 . . . . .	355	345
"  4 . . . . .	417	387
"  5 . . . . .	334	377
"  6 . . . . .	397	343
"  7 . . . . .	368	284
"  8 . . . . .	409	216
"  9 . . . . .	373	395
Totals . . . . .	3399	3168

Hampden County

First District	Alexander Lolos of Monson Democratic	Raymond F. Niles of Palmer Republican	Second District	Steve T. Chunura of Ludlow Democratic	All Others
Brimfield . . . . .	340	241	CHICOPEE:		
Hampden . . . . .	550	526	Ward 3, Precinct A . . . . .	449	-
Holland . . . . .	186	119	"  5, "  B . . . . .	1187	-
Monson . . . . .	1631	530	"  5, "  C . . . . .	644	-
Palmer:			"  6, "  A . . . . .	579	-
Precinct A . . . . .	1164	614	"  6, "  B . . . . .	862	-
"  B . . . . .	417	259	Ludlow:		
"  C . . . . .	773	519	Precinct 1 . . . . .	813	-
"  D . . . . .	377	134	"  2 . . . . .	850	-
Wales . . . . .	165	89	"  3 . . . . .	1071	3
Totals . . . . .	5603	3031	"  4 . . . . .	1030	-
			"  5 . . . . .	1045	-
			Totals . . . . .	8530	3

Representatives in the General Court — Continued

Hampden County — Continued

Third District			Sixth District		
		Roger L. Bernashe of Chicopee Democratic	Gerald A. W. Barsa- lou of Chicopee Republican	James L. Grimaldi of Springfield Democratic	Anthony M. Scibelli of Springfield Democratic
CHICOPEE:			SPRINGFIELD:		
Ward 7, Precinct A		922	829	Ward 3, Precinct A	254 246
" 7, " B		445	363	" 3, " B	328 322
" 7, " C		577	469	" 3, " C	199 188
" 7, " D		513	302	" 3, " D	278 281
" 8, " A		616	335	" 3, " E	226 215
" 8, " B		871	572	" 3, " F	161 154
" 9, " A		991	804	" 3, " G	327 314
" 9, " B		105	51	" 3, " H	324 295
Totals		5040	3725	" 3, " I	231 227
				" 3, " J	194 194
				" 3, " K	142 137
				" 3, " L	198 212
				" 4, " A	261 265
				" 4, " B	141 131
				" 4, " C	229 210
				" 4, " D	392 380
				" 4, " E	227 204
				" 4, " F	133 132
				Totals	4245 4107

Fourth District			Seventh District			
		Mitsie T. Kulig of Chicopee Democratic			Frederick M. Whit- ney, Jr., of Spring- field, Republican	William H. Mitchell of Springfield Democratic
CHICOPEE:			SPRINGFIELD:			
Ward 1		467	Ward 5, Precinct A	154	273	
" 2, Precinct A		736	" 5, " B	149	196	
" 2, " B		645	" 5, " C	102	402	
" 3, " A		627	" 5, " D	349	261	
" 3, " B		988	" 5, " E	272	148	
" 4, " A		736	" 5, " F	335	241	
" 4, " B		716	" 5, " G	582	338	
" 4, " C		1066	Totals	1943	1859	
Totals		5981				

Fifth District			Eighth District			
		James J. Bowler of Springfield Democratic			Philip K. Kimball of Springfield Republican	Stelle K. Fontaine of Springfield Democratic
SPRINGFIELD:			SPRINGFIELD:			
Ward 2, Precinct A		445	Ward 6, Precinct A	521	248	
" 2, " B		216	" 6, " B	482	254	
" 2, " C		297	" 6, " C	508	337	
" 2, " D		472	" 6, " D	232	178	
" 2, " E		671	" 6, " E	313	210	
" 2, " F		612	" 6, " F	446	270	
" 2, " G		683	" 6, " G	796	332	
" 2, " H		272	" 6, " H	256	180	
" 2, " I		211	Totals	3554	2009	
" 2, " J		560				
" 2, " K		477				
" 2, " L		419				
Totals		5335				

Representatives in the General Court — Continued

Hampden County — Continued

Ninth District		John P. O'Brien of Springfield Democratic	Twelfth District		Stephen T. Chmura of Holyoke Democratic
SPRINGFIELD:					
Ward 7, Precinct A	.	414	HOLYOKE:		
" 7, " B	.	335	Ward 1, Precinct A	.	308
" 7, " C	.	376	" 1, " B	.	223
" 7, " D	.	345	" 1, " C	.	219
" 7, " E	.	442	" 2, " A	.	240
" 7, " F	.	493	" 2, " B	.	260
" 7, " G	.	634	" 2, " C	.	181
" 7, " H	.	715	" 4, " A	.	218
" 7, " I	.	385	" 4, " B	.	299
" 7, " J	.	481	" 4, " C	.	372
" 7, " K	.	449	" 4, " D	.	305
Totals	.	5069	Totals	.	2625

Tenth District		Arthur James Mc-Kenna of Springfield, Democratic	Thirteenth District		David M. Bartley of Holyoke Democratic
SPRINGFIELD					
Ward 1, Precinct A	.	416	HOLYOKE:		
" 1, " B	.	422	Ward 3, Precinct A	.	584
" 1, " C	.	442	" 3, " B	.	315
" 1, " D	.	301	" 3, " C	.	610
" 1, " E	.	103	" 3, " D	.	529
" 1, " F	.	57	" 3, " E	.	702
Totals	.	1741	" 6, " A	.	302
			" 6, " B	.	290
			" 6, " C	.	417
			" 6, " D	.	497
			" 6, " E	.	347
			Totals	.	4593

Eleventh District		Walter T. Kerr of Agawam Democratic	Leslie J. Moore of Agawam Republican	Fourteenth District		Emmett J. Cauley of Holyoke Democratic
AGAWAM:						
Precinct 1	.	821	314	HOLYOKE:		
" 2	.	769	481	Ward 5, Precinct A	.	197
" 3	.	720	402	" 5, " B	.	268
" 4	.	452	662	" 5, " C	.	452
" 5	.	497	618	" 5, " D	.	504
" 6	.	412	545	" 7, " A	.	623
Blandford	.	70	212	" 7, " B	.	358
Chester	.	161	165	" 7, " C	.	406
Granville	.	76	267	" 7, " D	.	273
Montgomery	.	56	105	" 7, " E	.	426
Russell	.	176	244	Totals	.	3507
Southwick	.	812	931			
Tolland	.	22	36			
Totals	.	5044	4982			

Representatives in the General Court — Continued

Hampden County — Concluded

Fifteenth District			Seventeenth District		
	Robert J. McGinn of Westfield Democratic	All Others			Dave N. Vigneault of Springfield Democratic
WESTFIELD:			SPRINGFIELD:		
Ward 1, Precinct A . . . . .	1137	-	Ward 8, Precinct A . . . . .		331
" 1, " B . . . . .	1142	-	" 8, " B . . . . .		350
" 2 . . . . .	1002	-	" 8, " C . . . . .		289
" 3 . . . . .	918	3	" 8, " D . . . . .		400
" 4, Precinct A . . . . .	1028	5	" 8, " E . . . . .		436
" 4, " B . . . . .	1304	1	" 8, " F . . . . .		348
" 5 . . . . .	1290	2	" 8, " G . . . . .		390
Totals . . . . .	7821	10	" 8, " H . . . . .		715
			" 8, " I . . . . .		688
			" 8, " J . . . . .		752
			" 8, " K . . . . .		446
			" 8, " L . . . . .		350
			" 8, " M . . . . .		433
			Totals . . . . .		5928

Sixteenth District			Eighteenth District		
	Vernon R. Farnsworth, Jr., of Wilbraham Republican	Charles A. Bowler of E. Longmeadow Democratic		John F. Coffey of W. Springfield Democratic	David E. Bertrand of W. Springfield Republican
East Longmeadow:			West Springfield:		
Precinct 1 . . . . .	579	245	Precinct 1 . . . . .	376	347
" 2 . . . . .	482	534	" 2 . . . . .	595	170
" 3 . . . . .	827	464	" 3 . . . . .	522	330
" 4 . . . . .	679	305	" 4 . . . . .	592	540
Longmeadow:			" 5 . . . . .	673	604
Precinct A . . . . .	1271	208	" 6 . . . . .	626	538
" B . . . . .	1205	288	" 7 . . . . .	629	736
" C . . . . .	794	286	" 8 . . . . .	602	830
" D . . . . .	607	203	Totals . . . . .	4615	4095
" E . . . . .	721	208			
Wilbraham:					
Precinct A . . . . .	766	451			
" B . . . . .	1040	242			
" C . . . . .	718	379			
Totals . . . . .	9689	3813			

Hampshire County

First District		Second District			
	Jeremiah J. Foley of Northampton Democratic	Louis J. Morini of Northampton Republican	Donald W. Madsen of Southampton Republican		
			George J. O'Brien of Northampton Democratic		
NORTHAMPTON:					
Ward 1, Precinct A . . . . .	200	141	Chesterfield . . . . .	195	44
" 1, " B . . . . .	369	244	Cummington . . . . .	224	42
" 2, " A . . . . .	407	463	Goshen . . . . .	159	54
" 2, " B . . . . .	237	373	Hatfield . . . . .	334	698
" 3, " A . . . . .	393	394	Huntington . . . . .	308	236
" 3, " B . . . . .	407	294	Middlefield . . . . .	72	26
" 4, " A . . . . .	339	398	NORTHAMPTON:		
" 4, " B . . . . .	366	369	Ward 6, Precinct A . . . . .	456	689
" 5, " A . . . . .	296	501	" 6, " B . . . . .	230	486
" 5, " B . . . . .	316	400	" 7, " A . . . . .	355	434
Totals . . . . .	3330	3577	" 7, " B . . . . .	146	272
			Plainfield . . . . .	78	23
			Southampton . . . . .	793	240
			Westhampton . . . . .	220	50
			Williamsburg:		
			Precinct A . . . . .	388	124
			" B . . . . .	147	200
			Worthington . . . . .	194	53
			Totals . . . . .	4299	3676

Representatives in the General Court — Continued

Hampshire County — Concluded

Third District	John G. Clark of Easthampton Democratic	Walter B. Mitchell of Easthampton Republican	Fourth District	James R. Nolen of Ware, Democratic	William Gerry Whitlock of Belchertown, Republican
Easthampton:			Amherst:		
Precinct 1 . . . . .	689	581	Precinct 1 . . . . .	175	265
" 2 . . . . .	773	698	" 2 . . . . .	206	264
" 3 . . . . .	739	405	" 3 . . . . .	306	338
" 4A . . . . .	350	216	" 4 . . . . .	304	363
" 4B . . . . .	460	303	" 5 . . . . .	218	247
Hadley . . . . .	860	522	" 6 . . . . .	268	351
South Hadley:			" 7 . . . . .	226	247
Precinct A1 . . . . .	450	232	Belchertown:		
" A2 . . . . .	729	491	Precinct A . . . . .	497	753
" B . . . . .	611	511	" B . . . . .	167	79
" C . . . . .	818	378	Granby . . . . .	755	741
" D . . . . .	697	733	Pelham . . . . .	148	191
Totals . . . . .	7226	5073	Ware . . . . .	2723	1018
			Totals . . . . .	5993	4857

Middlesex County

First District	Michael J. Lombardi of Cambridge Democratic	John J. Toomey of Cambridge Democratic
CAMBRIDGE:		
Ward 1, Precinct 1 . . . . .	583	452
" 1, " 2 . . . . .	649	522
" 1, " 3 . . . . .	552	459
" 1, " 4 . . . . .	666	578
" 1, " 5 . . . . .	665	582
" 2, " 1 . . . . .	469	483
" 2, " 2 . . . . .	427	480
" 2, " 3 . . . . .	476	505
" 2, " 4 . . . . .	351	348
" 2, " 5 . . . . .	255	269
" 3, " 1 . . . . .	490	431
" 3, " 2 . . . . .	398	394
" 3, " 3 . . . . .	414	410
" 3, " 4 . . . . .	370	377
" 3, " 5 . . . . .	385	407
SOMERVILLE:		
Ward 2, Precinct 1 . . . . .	267	223
" 2, " 2 . . . . .	613	569
" 2, " 3 . . . . .	398	389
" 2, " 4 . . . . .	718	613
" 2, " 5 . . . . .	685	626
" 2, " 6 . . . . .	527	462
Totals . . . . .	10358	9579

Second District	Thomas H. Doherty, Jr., of Cambridge Democratic	Mary B. Newman of Cambridge Republican	John Brandt of Cambridge Republican	Donald F. Dailey of Cambridge Democratic
CAMBRIDGE:				
Ward 4, Precinct 1 . . . . .	328	228	125	358
" 4, " 2 . . . . .	232	294	207	186
" 4, " 3 . . . . .	265	274	185	205
" 4, " 4 . . . . .	256	354	267	181
" 4, " 5 . . . . .	319	365	246	254
" 5, " 1 . . . . .	394	193	86	313
" 5, " 2 . . . . .	293	283	188	265
" 5, " 3 . . . . .	323	236	120	338
" 5, " 4 . . . . .	389	244	127	291
" 5, " 5 . . . . .	456	242	111	423

Representatives in the General Court — Continued

Middlesex County — Continued

Second District — Concluded		Thomas H. Doherty, Jr., of Cambridge Democratic	Mary B. Newman of Cambridge Republican	John Brandt of Cambridge Republican	Donald F. Dailey of Cambridge Democratic
CAMBRIDGE — Concluded:					
Ward 6, Precinct 1	1	361	205	124	277
" 6, " 2	2	249	434	320	196
" 6, " 3	3	189	373	288	150
" 6, " 4	4	298	131	85	258
" 6, " 5	5	403	295	183	334
" 8, " 1	1	180	630	508	121
" 8, " 2	2	269	352	251	216
" 8, " 3	3	157	604	517	112
" 8, " 4	4	155	415	340	98
" 8, " 5	5	212	712	608	150
Totals		5728	6864	4886	4726
Third District		Timothy W. Hickey of Cambridge Democratic	Charles F. Flaherty, Jr., of Cambridge Democratic	Raymond F. Fricsee of Cambridge, Republican	
Belmont:					
Precinct 8			1368	810	1293
CAMBRIDGE:					
Ward 7, Precinct 1	1		264	162	327
" 7, " 2	2		359	246	245
" 7, " 3	3		312	221	393
" 7, " 4	4		353	289	470
" 7, " 5	5		260	190	370
" 9, " 1	1		494	432	179
" 9, " 2	2		500	499	112
" 9, " 3	3		361	322	220
" 9, " 4	4		369	365	189
" 9, " 5	5		657	791	126
" 10, " 1	1		399	343	90
" 10, " 2	2		346	306	133
" 10, " 3	3		382	275	177
" 10, " 4	4		536	427	150
" 10, " 5	5		592	440	272
" 11, " 1	1		503	453	73
" 11, " 2	2		494	486	80
" 11, " 3	3		731	638	115
" 11, " 4	4		524	458	91
" 11, " 5	5		505	546	70
Totals			10309	8699	5175
Fourth District		Joseph G. Bradley of Newton Democratic	Paul F. Malloy of Newton Democratic	Wigmore A. Pierson of Newton Republican	Arthur S. Scipione of Newton Republican
NEWTON:					
Ward 1, Precinct 1	1	707	694	119	208
" 1, " 2	2	616	526	398	444
" 1, " 3	3	415	393	334	328
" 1, " 4	4	785	808	133	283
" 1, " 5	5	191	191	186	137
" 2, " 1	1	600	641	509	538
" 2, " 2	2	558	527	610	646
" 2, " 3	3	361	363	248	318
" 2, " 4	4	505	415	689	646
" 3, " 1	1	487	574	586	488
" 3, " 2	2	560	441	1074	826
" 3, " 3	3	758	849	359	396
" 3, " 4	4	786	859	525	505
WALTHAM:					
Ward 6, Precinct 1	1	265	348	209	202
" 6, " 2	2	301	376	250	224
" 6, " 3	3	322	396	271	283
Totals		8217	8401	6500	6472

Representatives in the General Court — Continued

Middlesex County — Continued

Fifth District		Irving Fishman of Newton Democratic	Theodore D. Mann of Newton Republican	Edward H. Pender- gast, Jr., of New- ton, Democratic	Benjamin Shattuck of Newton Republican	All Others
NEWTON:						
Ward 5, Precinct 1	1	540	588	529	317	-
" 5, " 2	2	586	795	438	508	-
" 5, " 3	3	652	1041	209	601	2
" 5, " 4	4	621	962	328	581	2
" 5, " 5	5	541	924	237	612	-
" 6, " 1	1	646	772	274	365	-
" 6, " 2	2	587	697	281	382	-
" 6, " 3	3	483	728	350	475	-
" 6, " 4	4	716	824	306	400	-
" 6, " 5	5	534	576	380	342	-
" 7, " 1	1	515	453	546	442	-
" 7, " 2	2	524	669	397	606	-
" 7, " 3	3	211	271	62	115	-
" 7, " 4	4	714	715	171	217	-
" 8, " 1	1	1185	1326	416	394	-
" 8, " 2	2	1361	1654	263	410	-
" 8, " 3	3	520	687	274	340	-
" 8, " 4	4	605	720	178	181	-
Totals . . . . .		11541	14402	5639	7288	2

Sixth District		Walter T. Burke of Natick Democratic
Natick:		
Precinct 1	1	1184
" 2	2	449
" 3	3	1193
" 4	4	1161
" 5	5	1046
" 6	6	1182
" 7	7	881
" 8	8	503
Totals . . . . .		7599

Seventh District		Richard E. Landry of Waltham Democratic	Donald J. Manning of Waltham Democratic	Charles A. Chaprales of Waltham Republican
WALTHAM:				
Ward 1, Precinct 1	1	527	540	256
" 1, " 2	2	549	603	726
" 1, " 3	3	705	696	555
" 2, " 1	1	749	821	877
" 2, " 2	2	610	706	480
" 2, " 3	3	622	607	650
" 2, " 4	4	541	471	712
" 2, " 5	5	657	603	758
" 2, " 6	6	791	785	790
" 3, " 1	1	761	680	516
" 3, " 2	2	410	360	217
" 4, " 1	1	464	475	253
" 4, " 2	2	753	749	780
" 5		491	435	273
" 7		559	526	237
Totals . . . . .		9189	9057	8080



Representatives in the General Court — Continued

Middlesex County — Continued

Eighth District		Robert A. Belmonte of Framingham Republican	Elbert Tuttle of Framingham Republican	Howard I. Cooper of Framingham Democratic	John C. Fiore of Framingham Democratic
Ashland:					
Precinct 1		632	603	277	383
" 2		569	527	250	300
" 3		597	508	276	374
Framingham:					
Precinct 1		1415	1306	609	648
" 2		1338	1242	845	734
" 3		1258	1146	846	929
" 4		1414	1399	490	611
" 5		1506	1354	904	854
" 6		1014	998	452	639
" 7		866	900	461	609
" 8		850	806	701	894
" 9		737	526	633	902
" 10		692	611	632	809
Holliston		2200	2087	786	859
Hopkinton		1176	1201	579	749
Sherborn		879	874	138	188
Totals		17143	16088	8879	10482

Ninth District		John J. Navin of Marlborough Democratic
MARLBOROUGH:		
Ward 1, Precinct 1		672
" 1, " 2		1152
" 2		577
" 3		1016
" 4		1298
" 5		779
" 6		846
" 7, Precinct 1		1628
" 7, " 2		1067
Totals		8035

Eleventh District		George W. Shattuck of Pepperell Republican	Daniel T. Keady of Shirley Democratic
Ashby		501	214
Ayer		676	767
Groton:			
Precinct 1		1043	355
" 2		205	147
Pepperell:			
Precinct A		722	142
" B		570	265
Shirley:			
Precinct A		186	76
" B		250	535
Townsend		1032	374
Totals		5185	2875

Tenth District		Wilfred E. Balthazar of Hudson Democratic	Howard E. Boeske of Maynard Republican
Boxborough		98	350
Hudson		3591	1486
Maynard		1564	1838
Stow		397	789
Totals		5650	4463

Twelfth District		Felix R. Perrault of Westford Democratic	All Others
Dracut:			
Precinct 1		2067	-
" 2		1314	-
" 3		1499	5
" 4		640	-
Dunstable		216	-
Tyngsborough		1105	-
Westford:			
Precinct 1		698	-
" 2		497	-
" 3		957	-
" 4		527	-
Totals		9520	5

Representatives in the General Court — Continued

Middlesex County — Continued

Thirteenth District		John A. S. McGinnon of Concord Republican	John W. Putnam of Acton Democratic	Fourteenth District		Cornelius F. Kiernan of Lowell Democratic	Paul J. Sheehy of Lowell Democratic
Acton:				LOWELL:			
Precinct 1	1	780	294	Ward 3, Precinct 1	1	352	317
" 2	2	785	358	" 3, " 2	2	559	534
" 3	3	1060	474	" 3, " 3	3	475	439
Concord:				" 3, " 4	4	526	508
Precinct 1	1	1507	608	" 3, " 5	5	582	522
" 2	2	1049	458	" 6, " 1	1	688	664
" 3	3	1364	533	" 6, " 2	2	859	766
Littleton		1258	627	" 6, " 3	3	491	469
Sudbury		2593	1078	" 6, " 4	4	664	626
Totals		10396	4430	" 6, " 5	5	556	554
				" 7, " 1	1	584	583
				" 7, " 2	2	737	691
				" 7, " 3	3	609	522
				" 7, " 4	4	218	190
				" 8, " 1	1	629	663
				" 8, " 2	2	714	685
				" 8, " 3	3	1153	1178
				" 8, " 4	4	998	980
				Totals		11394	10891

Fifteenth District		John J. Desmond of Lowell Democratic	John Janas of Lowell Republican	Raymond F. Kourke of Lowell Democratic	George F. O'Meara of Lowell Democratic
LOWELL:					
Ward 1, Precinct 1	1	840	833	915	963
" 1, " 2	2	864	1034	964	882
" 1, " 3	3	700	456	657	517
" 1, " 4	4	677	561	688	610
" 2, " 1	1	508	318	497	401
" 2, " 2	2	631	383	526	545
" 2, " 3	3	201	120	161	151
" 2, " 4	4	341	268	290	258
" 4, " 1	1	405	318	430	304
" 4, " 2	2	476	352	532	337
" 4, " 3	3	595	494	601	501
" 4, " 4	4	767	676	839	640
" 5, " 1	1	587	618	570	426
" 5, " 2	2	570	530	537	429
" 5, " 3	3	507	522	512	413
" 5, " 4	4	672	696	722	627
" 9, " 1	1	493	485	523	435
" 9, " 2	2	667	739	716	510
" 9, " 3	3	417	416	458	396
" 10, " 1	1	348	302	387	293
" 10, " 2	2	445	326	490	343
" 10, " 3	3	388	259	468	346
" 10, " 4	4	296	240	336	236
" 11, " 1	1	515	313	546	344
" 11, " 2	2	284	187	292	211
" 11, " 3	3	598	549	584	425
" 11, " 4	4	654	466	655	518
Totals		14446	12461	14896	12061

Representatives in the General Court — Continued

Middlesex County — Continued

Sixteenth District		Edward M. Flanagan of Malden Democratic	Thomas C. Quinn of Malden Republican
MALDEN:			
Ward 2, Precinct 1		875	107
" 2, " 2		1153	138
" 3, " 1		364	342
" 3, " 2		627	365
" 3, " 3		932	253
" 3, " 4		571	300
" 4, " 1		743	458
" 4, " 2		298	157
Totals		5563	2120

Seventeenth District		Edward M. Dickson of Weston Republican	John P. Hearn, Jr. of Weston Democratic	All Others
NEWTON:				
Ward 4, Precinct 1		454	478	—
" 4, " 2		467	266	—
" 4, " 3		772	370	1
" 4, " 4		297	549	—
" 4, " 5		193	294	—
Wayland:				
Precinct 1		2044	574	—
Precinct 2		1367	857	—
Weston:				
Precinct 1		1562	501	—
Precinct 2		1892	465	—
Totals		9048	4354	1

Eighteenth District		Frank D. Tanner of Reading Republican	Donald K. Roberts of North Reading Democratic
North Reading			
Precinct 1		1447	644
" 2		1748	451
" 3		1607	381
" 4		1822	521
Totals		8457	3805

Nineteenth District		Stanley J. Bocko of Billerica Democratic	Chester C. Sandberg of Billerica Republican
Billerica:			
Precinct 1		396	622
" 2		906	549
" 3		909	595
" 4		506	412
" 5		595	564
" 6		597	497
Tewksbury:			
Precinct 1		1377	877
" 2		1125	546
" 3		1015	701
Totals		7426	5363

Twentieth District		William F. Hogan of Everett Democratic	George Keverian of Everett Democratic
EVERETT:			
Ward 2, Precinct 1		775	764
" 2, " 2		780	748
" 2, " 3		714	784
" 2, " 4		741	732
" 3, " 1		1042	996
" 3, " 2		627	637
" 3, " 3		669	664
" 3, " 4		455	431
" 3, " 5		521	458
" 4, " 1		545	587
" 4, " 2		374	381
" 4, " 3		618	625
" 6, " 1		492	468
" 6, " 2		500	482
" 6, " 3		662	603
Totals		9515	9360

Twenty-first District		George H. O'Farrell of Malden Democratic	George B. Walsh of Malden Democratic	John F. Sullivan of Malden Republican
MALDEN:				
Ward 1, Precinct 1		406	378	280
" 1, " 2		650	607	476
" 1, " 3		595	509	412
" 5, " 1		411	357	459
" 5, " 2		562	492	351
" 5, " 3		808	699	483
" 5, " 4		602	510	671
" 6, " 1		596	716	333
" 6, " 2		430	516	369
" 6, " 3		465	467	378
" 7, " 1		493	424	187
" 7, " 2		540	465	232
" 7, " 3		613	478	220
" 8, " 1		949	764	576
" 8, " 2		930	770	572
Totals		9050	8152	5999

Twenty-second District		Lloyd E. Conn of Melrose Republican	William C. Robinson of Melrose Republican	Frank P. Fay of Melrose Democratic
MELROSE:				
Ward 1, Precinct 1		586	556	217
" 1, " 2		534	507	255
" 2, " 1		425	401	208
" 2, " 2		646	684	295
" 2, " 3		636	560	169
" 3, " 1		574	523	258
" 3, " 2		376	355	432
" 4, " 1		438	408	198
" 4, " 2		898	796	250
" 5, " 1		473	422	386
" 5, " 2		635	595	524
" 6, " 1		377	367	300
" 6, " 2		579	570	282
" 7, " 1		384	375	309
" 7, " 2		569	519	338
" 7, " 3		331	337	205
Stoneham		3754	5223	3447
Totals		12215	13198	8073

Representatives in the General Court — Continued

Middlesex County — Continued

Twenty-third District		Gregory B. Khaehadorian of Arlington, Republican	Janet K. Starr of Belmont, Republican	John Patrick Kedian of Arlington, Democratic	Alan Root of Arlington, Democratic
Arlington:					
Precinct 8		1058	780	348	542
" 10A		406	281	196	257
" 10B		585	423	211	379
" 12A		717	456	416	506
" 12B		379	289	170	239
" 14A		685	487	395	603
" 14B		945	668	463	832
Belmont:					
Precinct 1		1087	1130	356	760
" 2		1305	1406	330	751
" 3		1036	1093	472	732
" 4		649	715	338	522
" 5		794	777	269	559
" 6		914	922	274	552
" 7		915	897	462	945
Totals		11475	10324	4700	8179

Twenty-fourth District		Marie E. Howe of Somerville, Democratic	Michael J. Simonelli of Somerville, Democratic	Joseph T. Travaline of Somerville, Democratic	Arthur Vitt Vitagliano of Somerville, Republican
EVERETT:					
Ward 1		465	393	361	130
SOMERVILLE:					
Ward 1, Precinct 1		554	509	435	136
" 1, " 2		566	509	454	165
" 1, " 3		551	464	423	130
" 1, " 4		645	559	498	171
" 1, " 5		635	577	497	182
" 3, " 1		724	613	618	183
" 3, " 2		609	458	496	183
" 3, " 3		691	559	568	218
" 3, " 4		700	558	602	210
" 3, " 5		571	465	470	187
" 4, " 1		794	646	614	178
" 4, " 2		528	466	399	140
" 4, " 3		724	580	552	236
" 4, " 4		902	653	660	228
" 4, " 5		824	689	630	262
" 4, " 6		888	697	653	210
" 5, " 1		654	502	523	174
" 5, " 2		602	504	531	174
" 5, " 3		662	550	591	229
" 5, " 4		666	549	587	197
" 5, " 5		612	509	480	151
" 5, " 6		692	561	630	218
Totals		15259	12570	12277	4292

Twenty-fifth District		Eleanor M. Campobasso of Arlington, Democratic	William J. Moran of Somerville, Democratic	All Others
Arlington:				
Precinct 1		1054	805	3
" 3		779	611	-
" 5		1786	1249	1

Representatives in the General Court — Continued

Middlesex County — Continued

Twenty-fifth District — Concluded				Eleanor M. Campo- basso of Arlington Democratic	William J. Moran of Somerville Democratic	All Others
<b>SOMERVILLE:</b>						
Ward 6, Precinct 1	1	.	.	681	712	-
" 6, " 2	2	.	.	700	722	-
" 6, " 3	3	.	.	545	604	-
" 6, " 4	4	.	.	652	642	-
" 6, " 5	5	.	.	519	550	-
" 7, " 1	1	.	.	800	759	-
" 7, " 2	2	.	.	699	662	-
" 7, " 3	3	.	.	709	788	-
" 7, " 4	4	.	.	856	863	-
" 7, " 5	5	.	.	779	817	-
Totals		.	.	10359	9784	4

Twenty-sixth District				Michael Catino of Medford Democratic	John J. McGlynn of Medford Democratic	George L. Sacco, Jr. of Medford Democratic	Charles A. DiMare of Medford Republican	All Others
<b>MEDFORD:</b>								
Ward 2, Precinct 1	1	.	.	435	460	466	229	
" 2, " 2	2	.	.	678	760	679	434	
" 2, " 3	3	.	.	1094	1217	1170	669	
" 3, " 1	1	.	.	425	432	472	239	
" 3, " 2	2	.	.	620	658	757	491	
" 3, " 3	3	.	.	761	916	879	773	
" 3, " 4	4	.	.	836	869	832	493	
" 3, " 5	5	.	.	925	965	1003	721	
" 4, " 1	1	.	.	549	584	570	358	
" 4, " 2	2	.	.	767	885	863	550	
" 4, " 3	3	.	.	576	652	567	335	
" 5, " 1	1	.	.	639	567	617	275	
" 5, " 2	2	.	.	766	683	757	367	
" 5, " 3	3	.	.	645	627	646	277	
" 5, " 4	4	.	.	691	535	605	270	
" 5, " 5	5	.	.	622	574	646	272	
" 6, " 1	1	.	.	769	838	765	494	
" 6, " 2	2	.	.	609	694	644	433	
" 6, " 3	3	.	.	756	887	872	670	
" 6, " 4	4	.	.	412	529	496	439	
Totals		.	.	13575	14332	14326	8789	

Twenty-seventh District				Twenty-eighth District				All Others
		Paul J. Cavanaugh of Medford Democratic	*Daniel E. Harrigan, Jr. of Medford			Edward J. Dever, Jr. of Arlington Democratic	Chester J. O'Brien of Arlington Republican	
<b>EVERETT:</b>								
Ward 5, Precinct 1	1	.	.	450	1			
" 5, " 2	2	.	.	579	-			
<b>MEDFORD:</b>								
Ward 1, Precinct 1	1	.	.	766	72			
" 1, " 2	2	.	.	756	18			
" 1, " 3	3	.	.	866	52			
" 7, " 1	1	.	.	724	37			
" 7, " 2	2	.	.	1256	60			
Totals		.	.	5397	240			
*Sticker Candidate.								
<b>Arlington:</b>								
Precinct 2	2	.	.			1177	486	-
" 4	4	.	.			1103	486	-
" 6	6	.	.			597	613	-
" 7	7	.	.			908	295	-
" 9A	9A	.	.			744	454	-
" 9B	9B	.	.			577	434	-
" 11A	11A	.	.			931	536	-
" 11B	11B	.	.			994	386	-
" 13	13	.	.			1257	615	1
Totals		.	.			8288	4305	1

Representatives in the General Court — Continued

Middlesex County — Concluded

Twenty-ninth District			Thirty-third District		
	Harrison Chadwick of Winchester Republican	All Others		Lincoln P. Cole, Jr. of Lexington Republican	Daniel E. Power of Lexington Democratic
Winchester:			Lexington:		
Precinct 1 . . . . .	1014	—	Precinct 1 . . . . .	1180	897
" 2 . . . . .	965	—	" 2 . . . . .	1090	701
" 3 . . . . .	1238	—	" 3 . . . . .	1354	458
" 4 . . . . .	1699	—	" 4 . . . . .	1193	588
" 5 . . . . .	1355	4	" 5 . . . . .	1500	719
" 6 . . . . .	659	—	" 6 . . . . .	1256	707
Totals . . . . .	6930	4	Totals . . . . .	7573	4070

Thirtieth District			Thirty-fourth District		
	Paul C. Menton of Watertown Democratic	Charles Ohanian of Watertown Democratic		Fred F. Cain of Wilmington Democratic	Robert H. Gordon of Burlington Republican
Watertown:			Burlington:		
Precinct 1 . . . . .	1097	1088	Precinct 1 . . . . .	692	694
" 2 . . . . .	1015	1125	" 2 . . . . .	395	640
" 3 . . . . .	1076	1091	" 3 . . . . .	861	1347
" 4 . . . . .	1132	1072	" 4 . . . . .	930	1199
" 5 . . . . .	1019	944	Wilmington . . . . .	3277	1926
" 6 . . . . .	1129	1080	WOBURN:		
" 7 . . . . .	1060	969	Ward 6 . . . . .	1197	960
" 8A . . . . .	613	549	" 7, Precinct 1 . . . . .	571	385
" 8B . . . . .	486	440	" 7, " 2 . . . . .	493	341
" 9 . . . . .	1139	1127	" 7, " 3 . . . . .	670	449
" 10 . . . . .	1251	1138	Totals . . . . .	9086	7941
" 11 . . . . .	1019	986			
Totals . . . . .	12036	11609			

Thirty-first District			Thirty-fifth District			
	Hugh J. Morgan, Jr. of Wakefield Democratic	Robert W. Cerretani of Wakefield Republican	All Others	Chandler H. Stevens, Jr. of Bedford Independent	Paula K. Lewellen of Bedford Republican	George J. Odell of Chelmsford Democratic
Wakefield:						
Precinct 1 . . . . .	1610	1160	—			
" 2 . . . . .	1137	1205	19			
" 3 . . . . .	1673	976	40			
" 4 . . . . .	899	850	11			
" 5 . . . . .	668	537	10			
Totals . . . . .	5987	4728	80			

Thirty-second District			Bedford		
	George T. Contalons of Woburn Democratic	John F. Duran, Sr. of Woburn Independent			
WOBURN:			2397	1036	410
Ward 1 . . . . .	875	269	Carlisle . . . . .	539	278
" 2 . . . . .	1222	330	Chelmsford:		
" 3 . . . . .	855	178	Precinct 1 . . . . .	337	305
" 4 . . . . .	938	235	" 2 . . . . .	174	451
" 5 . . . . .	732	146	" 3 . . . . .	375	234
Totals . . . . .	4622	1158	" 4 . . . . .	95	335
			" 5 . . . . .	233	161
			" 6 . . . . .	305	400
			" 7 . . . . .	161	368
			" 8 . . . . .	597	369
			" 9 . . . . .	363	209
			" 10 . . . . .	421	242
			" 11 . . . . .	235	400
			Lincoln . . . . .	1402	138
			Totals . . . . .	7634	4036

Representatives in the General Court — Continued

Nantucket County

Arthur L. Desrocher  
of Nantucket  
Republican

First  
District

Nantucket . . . . . 1283

Norfolk County

First  
District

Joseph E. Brett  
of Quincy  
Democrat

Amelio A. Della  
Chiesa of Quincy  
Republican

Walter J. Hannon  
of Quincy  
Republican

Joseph J. LaRaia  
of Quincy  
Democrat

George B. Mc-  
Donakt of Quincy  
Democrat

Joseph E. Walsh  
of Quincy  
Republican

QUINCY:

Ward 3, Precinct 1	473	570	376	418	435	190
" 3, " 2	300	459	269	281	286	160
" 3, " 3	396	518	297	379	360	190
" 3, " 4	389	445	162	457	283	102
" 3, " 5	313	603	370	327	265	219
" 4, " 1	499	576	322	440	501	199
" 4, " 2	415	480	318	416	464	205
" 4, " 3	815	754	535	664	831	276
" 4, " 4	514	465	347	370	605	263
" 5, " 1	425	627	518	332	373	352
" 5, " 2	559	627	587	438	423	294
" 5, " 3	408	633	673	279	348	320
" 5, " 4	453	639	640	321	404	312
" 5, " 5	557	690	561	365	450	304
" 5, " 6	612	804	774	509	479	398
" 5, " 7	402	523	509	305	397	260
" 5, " 8	373	606	585	299	315	315
" 5, " 9	605	599	492	347	364	235
" 6, " 1	538	530	440	389	390	187
" 6, " 2	542	486	427	385	424	170
" 6, " 3	666	585	420	382	421	208
" 6, " 4	556	626	529	420	433	240
" 6, " 5	788	1241	851	543	570	536
" 6, " 6	627	653	515	455	453	277
" 6, " 7	328	326	299	241	245	112
" 6, " 8	417	465	324	251	276	190
Totals . . . . .	12970	15530	12140	10013	10795	6514

Second  
District

Francis X. Mc-  
Cauley of Quincy  
Republican

Arthur Tobin  
of Quincy  
Democrat

QUINCY:

Ward 1, Precinct 1					380	377
" 1, " 2					342	420
" 1, " 3					393	468
" 1, " 4					521	769
" 1, " 5					543	590
" 1, " 6					686	604
" 1, " 7					469	648
" 1, " 8					539	423
" 1, " 9					256	495
Totals . . . . .					4129	4794

Representatives in the General Court — Continued

Norfolk County — Continued

Third District		Herbert B. Hollis of Braintree Republican	Marjorie L. Crispin of Braintree Republican	Robert E. Frazier of Braintree Democratic	Barry T. Hannon of Braintree Democratic
Braintree:					
Precinct 1		601	294	781	752
" 2		1065	589	760	774
" 3		1111	766	578	670
" 4		1063	712	776	824
" 5		707	488	641	632
" 6		703	423	831	720
" 7		952	650	805	743
" 8		985	534	1093	898
" 9		863	554	718	699
QUINCY:					
Ward 2, Precinct 1		310	261	647	830
" 2, " 2		434	351	554	778
" 2, " 3		247	165	373	546
" 2, " 4		177	126	267	380
Totals . . . . .		9218	5913	8824	9246

Fourth District		Robert A. Ambler of Weymouth Democratic	William A. Connell, Jr. of Weymouth Democratic	Andrew H. Card of Holbrook Republican	Walter B. Heffernan of Weymouth Republican	Edward C. McIntosh of Weymouth Independent
Holbrook:						
Precinct 1		1146	858	1880	660	198
" 2		553	380	779	325	83
Weymouth:						
Precinct 1		875	863	351	568	358
" 2		697	735	355	561	576
" 3		633	647	243	473	294
" 4		831	942	520	791	445
" 5		719	795	560	879	474
" 6		527	598	224	363	634
" 7		851	963	460	720	513
" 8		1106	1138	550	989	602
" 9		671	842	576	844	439
" 10		630	561	406	693	284
" 11		824	791	397	622	376
" 12		583	531	172	291	280
Totals . . . . .		10646	10644	7473	8779	5556

Fifth District		Joseph M. Cunningham, Jr. of Milton Republican	M. Joseph Manning of Milton Democratic	Joseph J. Semensi of Randolph Democratic	John W. Wright of Milton Republican
Avon . . . . .		847	835	994	612
Milton:					
Precinct 1		1067	1444	773	590
" 2		825	1051	462	450
" 3		790	674	283	497
" 4		718	1061	502	434
" 5		2015	1739	846	1227
" 6		1206	1561	585	906
" 7		699	1126	483	709
Randolph:					
Precinct 1		434	694	1325	215
" 2		385	516	1098	179
" 3		388	776	1244	184
" 4		405	675	1244	201
" 5		484	850	1398	251
" 6		318	630	1026	189
Totals . . . . .		10581	13632	12263	6644



Representatives in the General Court — Continued

Norfolk County — Continued

Sixth District				Eighth District			
		Maurice E. Ronayne, Jr. of Canton Democratic	Carl H. Bonhard of Stoughton Republican			Daniel H. Rider of Needham Republican	All Others
Canton . . . . .		5332	971	Needham:			
Stoughton:				Precinct A . . . . .		1028	
Precinct 1 . . . . .		574	554	" B . . . . .		1207	—
" 2 . . . . .		586	557	" C . . . . .		1285	—
" 3 . . . . .		617	544	" D . . . . .		1309	—
" 4 . . . . .		711	604	" E . . . . .		1312	2
" 5 . . . . .		602	392	" F . . . . .		1057	—
" 6 . . . . .		713	473	" G . . . . .		993	—
Totals . . . . .		9135	4095	" H . . . . .		1228	—
				" I . . . . .		1093	—
				" J . . . . .		1126	2
				Totals . . . . .		11578	4

Seventh District				Ninth District			
		Harold E. Rosen of Dedham Republican	John Vasta of Dedham Democratic			David H. Locke of Wellesley Republican	John G. Schuler of Wellesley Democratic
Dedham:				Wellesley:			
Precinct 1 . . . . .		1353	344	Precinct A . . . . .		1623	365
" 2 . . . . .		1047	784	" B . . . . .		1180	507
" 3 . . . . .		1000	881	" C . . . . .		1809	287
" 4 . . . . .		1438	757	" D . . . . .		1128	397
" 5 . . . . .		1256	1304	" E . . . . .		1245	408
" 6 . . . . .		660	470	" F . . . . .		1165	357
Totals . . . . .		6754	4540	" G . . . . .		1078	303
				Totals . . . . .		9228	2629

Tenth District				Eleventh District					
		Charles W. Long of Westwood Republican	Melvin R. Perlman of Westwood Democratic			David C. Ahern of Norwood Democratic	William F. Butters of Norwood Democratic	Alan Paul Dano- vitch of Norwood Republican	Ruth M. Vance of Walpole Republican
Dover . . . . .		1592	213	Foxborough:					
Medfield . . . . .		1993	576	Precinct 1 . . . . .		1660	1312	1931	1718
Norfolk . . . . .		825	355	" 2 . . . . .		162	134	169	132
Plainville . . . . .		1036	373	Norwood . . . . .		6700	6609	5177	2999
Westwood:				Sharon . . . . .		2170	1794	2848	1753
Precinct 1 . . . . .		1371	330	Walpole:					
" 2 . . . . .		1254	546	Precinct 1 . . . . .		1504	1209	1338	1439
" 3 . . . . .		1391	538	" 2 . . . . .		748	673	630	627
Wrentham . . . . .		1320	519	" 3 . . . . .		167	155	166	190
Totals . . . . .		10782	3450	" 4 . . . . .		627	510	601	683
				Totals . . . . .		13738	12396	12860	9541

Representatives in the General Court — Continued

Norfolk County — Concluded

Twelfth District		John F. St. Cyr of Millis Republican	Anthony M. Vignone of Franklin Democratic
Bellingham:			
Precinct 1		772	645
" 2		274	295
" 3		814	752
Franklin		2241	3163
Medway:			
Precinct 1		840	377
" 2		711	606
Millis		1456	477
Totals		7108	6315

Thirteenth District		Jack H. Backman of Brookline Democratic	Michael S. Dukakis of Brookline Democratic	Freyda P. Koplou of Brookline Republican	Roger W. Stern of Brookline Republican
Brookline:					
Precinct 1A		426	565	615	443
" 1B		300	405	634	495
" 2A		700	769	728	509
" 2B		355	319	300	200
" 3A		535	533	539	416
" 3B		579	692	686	543
" 4A		495	529	247	199
" 4B		457	444	227	196
" 5A		516	585	443	345
" 5B		539	584	242	160
" 6A		544	605	628	441
" 6B		564	640	606	414
" 7A		544	587	510	342
" 7B		503	623	611	426
" 8A		559	587	413	270
" 8B		657	675	450	251
" 9A		619	670	629	420
" 9B		500	555	559	370
" 10A		531	626	597	417
" 10B		513	532	613	432
" 11A		386	417	481	344
" 11B		545	645	1061	883
" 12A		667	733	818	443
" 12B		801	706	659	397
Totals		12835	14026	13296	9356

Plymouth County

First District	John Y. Brady of Scituate Democratic	George C. Young of Scituate Republican	Second District	Alfred R. Shrigley of Hingham Republican	Robert M. Broderick of Norwell Democratic
Cohasset (Norfolk County)	937	1987	Hanover	1663	1109
Hull	2112	1006	Hingham	5247	1700
Scituate	2417	3343	Norwell	1355	1309
Totals	5466	6336	Totals	8265	4118

Representatives in the General Court — Continued

Plymouth County — Continued

Third District	John R. Buckley of Abington Democratic	William J. Cantelmo of Rockland Republican
Abington: Precinct 1 . . . . .	1306	817
" 2 . . . . .	1477	816
Rockland: Precinct 1 . . . . .	1568	1066
" 2 . . . . .	1237	927
Totals . . . . .	5588	3626

Seventh District	David L. Flynn of Bridgewater Democratic	Donald H. Randall of Halifax Republican	All Others
Bridgewater . . . . .	2519	908	—
Halifax . . . . .	428	570	—
Middleborough: Precinct 1 . . . . .	199	208	—
" 2 . . . . .	2095	1233	—
" 3 . . . . .	284	270	1
Totals . . . . .	5525	3189	1

Fourth District	Joseph F. Creed of Marshfield Democratic	Charles W. Mann of Hanson Republican	All Others
Hanson . . . . .	610	1369	1
Marshfield . . . . .	2468	1728	—
Pembroke . . . . .	1127	1728	—
Whitman . . . . .	1497	2616	—
Totals . . . . .	5702	7441	1

Eighth District	Karl S. Nordin of East Bridgewater Republican	John Sergio of Brockton Democratic	All Others
BROCKTON:			
Ward 3, Precinct A . . . . .	439	362	—
" 3, " B . . . . .	604	276	—
" 3, " C . . . . .	936	262	—
" 3, " D . . . . .	861	342	—
" 3, " E . . . . .	893	434	—
East Bridgewater . . . . .	2332	357	—
West Bridgewater . . . . .	1792	381	—
Totals . . . . .	7857	2417	—

Fifth District	John A. Armstrong of Plymouth Republican	All Others
Duxbury . . . . .	2413	—
Kingston . . . . .	1697	—
Plymouth: Precinct 1 . . . . .	1108	—
" 2 . . . . .	808	—
" 3 . . . . .	908	—
" 4 . . . . .	1592	—
" 5 . . . . .	884	—
Totals . . . . .	9410	2

Ninth District	James P. Downey of Brockton Democratic	Paul M. Murphy of Brockton Democratic	All Others
BROCKTON:			
Ward 1, Precinct A . . . . .	586	506	—
" 1, " B . . . . .	570	545	—
" 1, " C . . . . .	745	754	2
" 1, " D . . . . .	757	713	—
" 1, " E . . . . .	1027	1033	1
" 2, " A . . . . .	379	329	—
" 2, " B . . . . .	459	413	—
" 2, " C . . . . .	576	501	—
" 2, " D . . . . .	684	670	—
" 4, " A . . . . .	491	421	—
" 4, " B . . . . .	588	500	—
" 4, " C . . . . .	744	665	—
" 5, " A . . . . .	574	489	1
" 5, " B . . . . .	776	715	—
" 5, " C . . . . .	623	543	—
" 5, " D . . . . .	846	726	—
Totals . . . . .	10425	9523	4

Sixth District	Charles A. MacKenzie, Jr. of Wareham Republican	Frank R. Mazzilli of Carver Democratic
Carver . . . . .	334	434
Lakeville . . . . .	962	414
Marion . . . . .	1069	227
Mattapoisett . . . . .	1269	356
Plympton . . . . .	211	144
Rochester . . . . .	481	128
Wareham: Precinct 1 . . . . .	1915	400
" 2 . . . . .	679	275
Totals . . . . .	6920	2378

Tenth District	Peter George Asiaf of Brockton Democratic	All Others
BROCKTON:		
Ward 6, Precinct A . . . . .	728	—
" 6, " B . . . . .	1100	—
" 6, " C . . . . .	982	—
" 6, " D . . . . .	1060	—
" 6, " E . . . . .	1016	—
" 7, " A . . . . .	703	—
" 7, " B . . . . .	780	—
" 7, " C . . . . .	772	1
" 7, " D . . . . .	778	—
" 7, " E . . . . .	818	1
Totals . . . . .	8737	2

Representatives in the General Court — Continued

Suffolk County

First District		George DiLorenzo of Boston Democratic	Michael A. D'Avolio of Boston Democratic	Charles J. Rizzo of Boston Independent	*Louis Buttiglieri of Boston
BOSTON:					
Ward 1, Precinct 1	1	421	741	39	238
" " " 2	2	451	755	13	239
" " " 3	3	429	649	23	248
" " " 4	4	310	509	42	204
" " " 5	5	425	692	41	335
" " " 6	6	405	518	48	327
" " " 7	7	474	592	55	191
" " " 8	8	398	584	30	234
" " " 9	9	394	596	23	345
" " " 10	10	429	697	33	307
" " " 11	11	545	878	52	-
" " " 12	12	566	833	39	256
" " " 13	13	572	843	35	201
" " " 14	14	301	415	24	158
Totals		6120	9302	502	3283

\*Sticker Candidate.

Second District		Anthony J. Scalli of Boston Democratic	John F. Upton of Boston Republican
BOSTON:			
Ward 2, Precinct 1	1	537	145
" " " 2	2	600	112
" " " 3	3	878	138
" " " 4	4	764	150
" " " 5	5	701	169
" " " 6	6	547	202
" " " 7	7	469	211
Totals		4496	1127

Third District		Maurice E. Frye, Jr. of Boston Republican	Katharine D. Kane of Boston Democratic	John W. Sears of Boston Republican	Domenic A. Caposela of Boston Democratic	Anthony Capraro of Boston Democratic	Domenic V. Sacchetti of Boston Republican
BOSTON:							
Ward 3, Precinct 1	1	101	406	198	553	579	324
" " " 2	2	94	458	198	611	517	324
" " " 3	3	87	363	173	621	514	343
" " " 4	4	95	430	148	658	475	314
" " " 5	5	410	477	517	154	181	255
" " " 6	6	294	531	377	255	330	171
" " " 7	7	18	46	27	32	35	16
" " " 8	8	94	179	116	90	98	62
" " " 9	9	174	558	259	348	417	107
" " " 10	10	115	252	147	120	126	84
" " " 11	11	227	378	300	182	188	138
" " " 12	12	784	530	895	135	138	501
" " " 13	13	530	598	630	236	223	271
" " " 14	14	858	527	946	162	146	564
" " " 15	15	560	367	652	133	142	415
" " " 16	16	739	465	862	134	139	535
" " " 17	17	663	450	782	142	147	478
" " " 18	18	539	456	650	183	190	390
" " " 19	19	360	400	446	148	190	220
" " " 20	20	366	381	459	176	169	239
" " " 21	21	312	342	393	141	143	213
Totals		7420	8594	9175	5214	5087	5964

Representatives in the General Court — Continued

Suffolk County — Continued

Fourth District		William A. Carey of Boston Democratic	Joseph S. Loughman of Boston Democratic	David J. O'Connor of Boston Democratic	Fifth District		William M. Bulger of Boston Democratic	Gerald F. O'Leary of Boston Democratic	Michael T. Flaherty of Boston Democratic
BOSTON:									
Ward 4, Precinct 1	1	275	265	279	Ward 6, Precinct 1	1	413	426	529
" 4, " 2	2	138	139	143	" 6, " 2	2	487	516	575
" 4, " 3	3	171	162	178	" 6, " 3	3	466	484	522
" 4, " 4	4	148	146	160	" 6, " 4	4	466	491	525
" 4, " 5	5	259	268	256	" 6, " 5	5	495	512	515
" 4, " 6	6	285	287	281	" 6, " 6	6	641	656	653
" 4, " 7	7	276	282	270	" 6, " 7	7	684	703	705
" 4, " 8	8	286	282	283	" 6, " 8	8	607	623	638
" 4, " 9	9	268	262	272	" 6, " 9	9	675	734	731
" 4, " 10	10	197	196	192	" 7, " 1	1	725	733	700
" 10, " 1	1	546	506	555	" 7, " 2	2	762	771	771
" 10, " 2	2	482	455	487	" 7, " 3	3	823	864	864
" 10, " 3	3	680	610	653	" 7, " 4	4	681	689	722
" 10, " 4	4	384	409	376	" 7, " 5	5	516	520	567
" 10, " 5	5	586	552	589	" 7, " 6	6	633	621	645
" 10, " 6	6	427	398	412	" 7, " 7	7	810	695	772
" 10, " 7	7	437	425	429	" 7, " 8	8	521	510	532
" 10, " 8	8	428	404	392	" 7, " 9	9	680	645	672
" 10, " 9	9	676	578	599	" 7, " 10	10	575	574	575
Totals		6949	6626	6806	Totals		11660	11769	12213

Sixth District		Charles Iannello of Boston Democratic	Albert Alfred Dunn of Boston Republican
BOSTON:			
Ward 8, Precinct 1	1		362 108
" 8, " 2	2		248 124
" 8, " 3	3		180 29
" 8, " 4	4		252 142
" 8, " 5	5		280 154
" 8, " 6	6		260 58
" 8, " 7	7		305 138
" 8, " 8	8		423 108
" 8, " 9	9		188 64
Totals			2488 925

Seventh District		Royal L. Polling of Boston Democratic	Michael E. Haynes of Boston Democratic	Franklin Holgate of Boston Democratic	Alfred S. Brothers of Boston Republican	Frederick E. Walden of Boston Republican
BOSTON:						
Ward 9, Precinct 1	1	143	181	145	52	51
" 9, " 2	2	228	251	194	112	85
" 9, " 3	3	220	244	209	95	60
" 9, " 4	4	246	317	273	103	89
" 9, " 5	5	259	350	253	86	92
" 9, " 6	6	64	103	66	49	19
" 9, " 7	7	87	170	88	34	37
" 9, " 8	8	138	173	123	71	54
" 9, " 9	9	142	210	134	59	40
" 12, " 1	1	150	181	166	96	62
" 12, " 2	2	128	167	120	93	50
" 12, " 3	3	224	250	213	161	72
" 12, " 4	4	246	322	259	140	127
" 12, " 5	5	150	196	202	114	58
" 12, " 6	6	275	259	258	176	111
" 12, " 7	7	306	356	353	232	104
" 12, " 8	8	247	295	249	207	99
" 12, " 9	9	328	410	366	248	99
" 12, " 10	10	251	299	269	142	42
" 12, " 11	11	317	365	362	221	122
" 12, " 12	12	239	237	216	103	59
Totals		4388	5336	4513	2594	1532

Representatives in the General Court — Continued

Suffolk County — Continued

Eighth District		James J. Craven, Jr. of Boston Democratic	David S. Tobin of Boston Democratic	Arthur J. Lewis, Jr. of Boston Democratic	Kenneth A. Mac-Donald of Boston Republican
BOSTON:					
Ward 11, Precinct 1	1	249	236	207	174
" 11, " 2	2	212	210	179	131
" 11, " 3	3	146	124	131	138
" 11, " 4	4	448	385	362	176
" 11, " 5	5	334	327	297	159
" 11, " 6	6	466	356	346	78
" 11, " 7	7	598	551	529	188
" 11, " 8	8	600	552	653	159
" 11, " 9	9	487	432	443	121
" 11, " 10	10	629	621	600	148
" 19, " 1	1	502	465	436	165
" 19, " 2	2	655	756	682	358
" 19, " 3	3	339	334	321	195
" 19, " 4	4	551	446	454	193
" 19, " 5	5	408	363	381	269
" 19, " 6	6	303	254	250	123
" 19, " 7	7	307	275	265	100
" 19, " 8	8	367	387	377	195
" 19, " 9	9	363	346	348	152
" 19, " 10	10	329	254	329	79
" 19, " 11	11	482	414	520	127
" 19, " 12	12	589	499	608	151
" 19, " 13	13	416	355	370	123
" 19, " 14	14	338	302	302	96
" 19, " 15	15	401	368	355	90
" 19, " 16	16	591	489	540	134
Totals		11110	10101	10285	4022

Ninth District		Robert H. Quinn of Boston Democratic	Thomas A. Holmberg of Boston Republican
BOSTON:			
Ward 13, Precinct 1	1	181	42
" 13, " 2	2	223	77
" 13, " 3	3	183	56
" 13, " 4	4	292	86
" 13, " 5	5	378	93
" 13, " 6	6	664	144
" 13, " 7	7	631	93
" 13, " 8	8	651	216
" 13, " 9	9	687	116
" 13, " 10	10	854	305
" 13, " 11	11	605	114
Totals		5349	1342

Tenth District		Benjamin Klebanow of Boston Democratic	I. Edward Serlin of Boston Democratic
BOSTON:			
Ward 14, Precinct 1	1	189	198
" 14, " 2	2	234	207
" 14, " 3	3	272	260
" 14, " 4	4	461	449
" 14, " 5	5	336	354
" 14, " 6	6	254	252
" 14, " 7	7	337	331
" 14, " 8	8	213	238
" 14, " 9	9	653	611

Tenth District		Benjamin Klebanow of Boston Democratic	I. Edward Serlin of Boston Democratic
BOSTON — Concluded:			
Ward 14, Precinct 10	10	690	653
" 14, " 11	11	644	682
" 14, " 12	12	526	526
" 14, " 13	13	636	605
" 14, " 14	14	732	782
" 14, " 15	15	856	779
" 14, " 16	16	543	603
Totals		7576	7530

Eleventh District		Norton C. O'Brien of Boston Democratic
BOSTON:		
Ward 15, Precinct 1	1	686
" 15, " 2	2	620
" 15, " 3	3	399
" 15, " 4	4	415
" 15, " 5	5	375
" 15, " 6	6	408
" 15, " 7	7	653
" 15, " 8	8	412
" 15, " 9	9	553
" 15, " 10	10	462
" 15, " 11	11	321
Totals		5304

Representatives in the General Court — Continued

Suffolk County — Continued

Twelfth District		Paul Murphy of Boston Democratic	John J. Finnegan of Boston Democratic	Paul F. O'Brien of Boston Republican
BOSTON:				
Ward 16, Precinct 1	1	625	541	164
" 16, " 2	2	415	386	81
" 16, " 3	3	797	566	146
" 16, " 4	4	914	767	142
" 16, " 5	5	870	822	168
" 16, " 6	6	944	790	220
" 16, " 7	7	838	834	153
" 16, " 8	8	711	554	268
" 16, " 9	9	1045	909	248
" 16, " 10	10	672	634	121
" 16, " 11	11	898	758	246
" 16, " 12	12	749	612	179
Totals		9478	8173	2136

Thirteenth District		Gerald J. Morrissey of Boston Democratic	Joseph B. Walsh of Boston Democratic
BOSTON:			
Ward 17, Precinct 1	1	441	432
" 17, " 2	2	371	379
" 17, " 3	3	339	340
" 17, " 4	4	460	428
" 17, " 5	5	263	270
" 17, " 6	6	592	582
" 17, " 7	7	369	373
" 17, " 8	8	526	543
" 17, " 9	9	346	355
" 17, " 10	10	685	691
" 17, " 11	11	424	436
" 17, " 12	12	477	490
" 17, " 13	13	444	496
" 17, " 14	14	421	492
" 17, " 15	15	478	538
" 17, " 16	16	386	452
Totals		7025	7297

Fourteenth District		Daniel W. Carney of Boston Democratic	Michael Paul Feeney of Boston Democratic	Joseph M. Kearney of Boston Democratic
BOSTON:				
Ward 18, Precinct 1	1	893	930	895
" 18, " 2	2	900	968	921
" 18, " 3	3	603	640	608
" 18, " 4	4	365	397	365
" 18, " 5	5	610	667	626
" 18, " 6	6	690	774	700
" 18, " 7	7	447	513	465
" 18, " 8	8	704	780	733
" 18, " 9	9	1138	1193	1160
" 18, " 10	10	322	340	303
" 18, " 11	11	804	913	809
" 18, " 12	12	655	650	719
" 18, " 13	13	379	393	404
" 18, " 14	14	333	345	350
" 18, " 15	15	528	554	535
" 18, " 16	16	636	642	635
" 18, " 17	17	866	857	822
" 18, " 18	18	643	677	674
" 18, " 19	19	719	764	718
" 18, " 20	20	654	694	672
" 18, " 21	21	565	613	567
Totals		13454	14304	13681

Fifteenth District		Robert L. Cawley of Boston Democratic	Charles Robert Doyle of Boston Democratic	Ronald A. McIntyre of Boston Republican
BOSTON:				
Ward 20, Precinct 1	1	614	550	390
" 20, " 2	2	290	274	173
" 20, " 3	3	367	324	170
" 20, " 4	4	574	491	361
" 20, " 5	5	743	658	343
" 20, " 6	6	588	621	430
" 20, " 7	7	513	468	397
" 20, " 8	8	609	461	374
" 20, " 9	9	625	586	237
" 20, " 10	10	647	660	403
" 20, " 11	11	380	336	313
" 20, " 12	12	513	458	321
" 20, " 13	13	562	444	265
" 20, " 14	14	527	567	293
" 20, " 15	15	1056	1103	499
" 20, " 16	16	894	811	449
" 20, " 17	17	800	773	490
" 20, " 18	18	494	472	274
" 20, " 19	19	510	483	350
" 20, " 20	20	690	633	505
Totals		12096	11173	7092

Sixteenth District		Arnold I. Epstein of Boston Democratic	Norman S. Weinberg of Boston Democratic	Richard Bergman of Boston Republican	Charles Costello of Boston Republican
BOSTON:					
Ward 21, Precinct 1	1	196	216	251	235
" 21, " 2	2	98	106	100	94
" 21, " 3	3	291	324	230	223
" 21, " 4	4	300	344	184	217
" 21, " 5	5	358	418	223	226
" 21, " 6	6	337	379	196	210
" 21, " 7	7	372	447	204	187

Representatives in the General Court — Continued

Suffolk County — Continued

Sixteenth District — Concluded			Arnold L. Epstein of Boston Democratic	Norman S. Weinberg of Boston Democratic	Richard Bergman of Boston Republican	Charles Costello of Boston Republican
BOSTON — Concluded:						
Ward 21, Precinct 8			489	521	248	164
" 21, " 9			651	652	252	224
" 21, " 10			715	684	206	202
" 21, " 11			662	704	325	237
" 21, " 12			516	498	208	188
" 21, " 13			527	587	204	166
" 21, " 14			257	283	183	181
" 21, " 15			420	483	217	181
" 21, " 16			326	385	260	271
Totals			6516	7031	3491	3206

Seventeenth District			John F. Melia of Boston Democratic	Thomas J. Barry of Boston Republican	Michael J. Daly of Boston Democratic	Frederick R. Leve- rone of Boston Republican
BOSTON:						
Ward 22, Precinct 1			212	78	298	58
" 22, " 2			320	84	405	64
" 22, " 3			270	112	316	78
" 22, " 4			335	98	419	64
" 22, " 5			391	112	384	118
" 22, " 6			434	138	387	75
" 22, " 7			446	158	379	108
" 22, " 8			365	118	232	169
" 22, " 9			516	307	391	280
" 22, " 10			772	602	865	315
" 22, " 11			444	213	398	187
" 22, " 12			683	252	581	145
" 22, " 13			536	145	509	111
" 22, " 14			472	293	453	207
" 22, " 15			378	146	380	115
" 22, " 16			486	254	422	224
Totals			7054	3110	6819	2318

Eighteenth District			Raymond E. Carey of Revere Democratic	Joseph J. C. Di- Carlo of Revere Democratic	Eighteenth District		Raymond E. Carey of Revere Democratic	Joseph J. C. Di- Carlo of Revere Democratic
CHELSEA:					REVERE — Concluded:			
Ward 3, Precinct 1			747	670	Ward 3, Precinct 4		419	570
" 3, " 2			607	501	" 3, " 5		346	389
" 3, " 3			741	588	" 4, " 1		369	432
REVERE:					" 4, " 2		623	857
Ward 1, Precinct 1			492	593	" 4, " 3		244	305
" 1, " 2			492	496	" 4, " 4		494	572
" 1, " 3			447	476	" 4, " 5		306	356
" 2, " 1			513	448	" 4, " 6		504	547
" 2, " 2			418	442	" 4, " 7		559	644
" 2, " 3			340	325	" 4, " 8		569	652
" 2, " 4			554	544	" 4, " 9		658	876
" 2, " 5			319	323	" 5, " 1		416	334
" 3, " 1			691	719	" 5, " 2		777	606
" 3, " 2			651	796	" 5, " 3		284	267
" 3, " 3			419	454	Totals		13999	14787



Representatives in the General Court — Continued

Suffolk County — Concluded

Nineteenth District			John F. Donovan, Jr. of Chelsea Democratic	Twentieth District			Ralph E. Sirianni, Jr. of Winthrop Democratic	Anthony V. Marano of Winthrop Republican
CHELSEA:				Winthrop:				
Ward 1, Precinct 1			525	Precinct 1			1067	725
" 1, " 2			895	" 2			946	704
" 2, " 1			451	" 3			940	638
" 2, " 2			460	" 3A			344	177
" 4, " 1			279	" 4			927	610
" 4, " 2			984	" 5			600	527
" 5, " 1			1460	Totals			4824	3381
" 5, " 2			1126					
" 5, " 3			912					
Totals			7092					

Worcester County

First District			H. Thomas Colo of Athol, Democratic	Robert F. Smith of Hardwick Republican	All Others	Third District			Edward D. Harrington, Jr. of Holden Republican
Athol:						Boylston			928
Precinct 1			404	347	-	Holden			4796
" 2			406	278	-	New Braintree			162
" 3			582	170	-	Oakham			231
" 4			475	277	-	Paxton			1108
" 5			564	342	-	Princeton			523
" 6			389	188	-	Rutland			895
Hardwick:						Sterling			1137
Precinct 1			81	179	-	West Boylston			2082
" 2			221	323	-	Totals			11362
" 3			72	96	-				
Petersham			141	273	-	Fourth District			Frederick W. Schlos- stein, Jr. of War- ren, Democratic
Royalston:						George O. Hanson of North Brookfield Republican			
Precinct 1			72	53	-	Brookfield			306
" 2			83	47	-	East Brookfield			324
Winchendon			1485	771	1	North Brookfield			723
Totals			4975	3344	1	Spencer			1876
Second District			Robert D. Wetmore of Barre Democratic	Richard Lyon, Jr. of Hubbardston Republican		Warren:			
Ashburnham:						Precinct A			783
Precinct 1			415	396		" B			474
" 2			259	88		West Brookfield			482
Barre:						Totals			4963
Precinct 1			609	264					
" 2			513	80					
FITCHBURG:						Fifth District			S. Anthony Caprera of Southbridge Democratic
Ward 3, Precinct A			281	266		Paul J. Corriveau of Sturbridge Republican			
" 3, " B			463	284		All Others			
" 3, " C			535	279		Southbridge:			
Hubbardston			230	331		Precinct 1			979
Phillipston			136	107		" 2			711
Templeton:						" 3			1191
Precinct 1			223	235		" 4			374
" 2			291	160		Sturbridge			399
" 3			182	50		Totals			3654
" 4			364	370					5306
Westminster			907	688					
Totals			5410	3598					

Representatives in the General Court — Continued

Worcester County — Continued

Sixth District					John Peter Ivaseyn of Webster Democratic
Dudley . . . . .					2176
Webster . . . . .					5143
Totals . . . . .					7319

Seventh District		Richard J. Dwinell of Millbury Democratic	Albert L. Nash of Leicester Democratic	John S. Gauthier of Charlton Republican	John C. Miller of Charlton Republican
Auburn:					
Precinct 1 . . . . .		605	556	639	667
" 2 . . . . .		780	739	435	426
" 3 . . . . .		606	522	349	345
" 4 . . . . .		757	754	481	506
" 5 . . . . .		386	373	281	289
Charlton		515	473	468	742
Leicester:					
Precinct 1 . . . . .		356	465	229	290
" 2 . . . . .		539	730	110	109
" 3 . . . . .		371	513	129	167
" 4 . . . . .		371	542	207	237
Millbury:					
Precinct 1 . . . . .		1048	846	145	130
" 2 . . . . .		638	473	162	261
" 3 . . . . .		708	569	145	165
" 4 . . . . .		605	462	71	82
" 5 . . . . .		498	353	102	105
Oxford:					
Precinct 1 . . . . .		1488	1415	709	808
" 2 . . . . .		542	584	157	173
Totals . . . . .		10813	10369	4819	5502

Eighth District		Hector A. Girouard of Uxbridge Republican	Harold D. Gould, Jr. of Blackstone Democratic	Frederick Leo Ken- ney of Uxbridge Democratic	Richard T. Larkin of Northbridge Republican
Blackstone:					
Precinct 1 . . . . .		251	1362	1033	298
" 2 . . . . .		109	542	367	84
Douglas . . . . .		539	539	536	675
Hopedale . . . . .		1023	740	761	1046
Mendon . . . . .		498	302	313	545
Millville . . . . .		129	531	473	115
Northbridge:					
Precinct 1 . . . . .		1127	1186	1323	1708
" 2 . . . . .		263	634	648	358
Sutton:					
Precinct 1 . . . . .		451	159	179	429
" 2 . . . . .		156	190	192	199
" 3 . . . . .		143	109	130	135
Uxbridge:					
Precinct 1 . . . . .		708	1107	1682	624
" 2 . . . . .		277	569	663	284
Totals . . . . .		5674	7970	8300	6500

Representatives in the General Court — Continued

Worcester County — Continued

Ninth District	John F. N. Davoren of Milford Democratic	Nathan Rosenfeld of Milford Republican	Donald R. Banks of Southborough Republican	All Others
Grafton:				
Precinct 1 . . . .	512	627	650	—
" 2 . . . .	877	911	533	—
" 3 . . . .	789	629	284	—
Milford:				
Precinct 1 . . . .	1155	1146	181	—
" 2 . . . .	1205	1405	120	—
" 3 . . . .	1131	1187	178	—
" 4 . . . .	1211	1262	201	—
" 5 . . . .	1613	1723	338	—
Southborough:				
Precinct 1 . . . .	269	350	915	—
" 2 . . . .	237	242	641	—
Upton . . . .	612	831	721	1
Westborough . . . .	1423	1904	2250	—
Totals . . . .	11034	12217	7012	1

Tenth District	Anthony P. Grosso of Shrewsbury Republican	Arthur B. Cellucci of Shrewsbury Democratic
Berlin . . . . .	533	141
Bolton . . . . .	454	159
Harvard . . . . .	846	196
Northborough:		
Precinct 1 . . . . .	1058	394
" 2 . . . . .	1019	332
Shrewsbury:		
Precinct 1 . . . . .	1088	465
" 2 . . . . .	430	640
" 3 . . . . .	492	462
" 4 . . . . .	512	494
" 5 . . . . .	811	426
" 6 . . . . .	923	600
Totals . . . . .	8166	4309

Eleventh District	Thomas F. Fallon of Clinton Democratic
Clinton . . . . .	4199
Lancaster . . . . .	1073
LEOMINSTER:	
Ward 3, Precinct A . . . . .	619
" 3, " B . . . . .	1263
Totals . . . . .	7154

Twelfth District	J. Robert Mahan of Leominster Democratic
LEOMINSTER:	
Ward 1, Precinct A . . . . .	919
" 1, " B . . . . .	860
" 2, " A . . . . .	1066
" 2, " B . . . . .	1128
" 4, " A . . . . .	721
" 4, " B . . . . .	531
" 5, " A . . . . .	1115
" 5, " B . . . . .	947
Totals . . . . .	7287

Thirteenth District	Gerald P. Lombard of Fitchburg Democratic
FITCHBURG:	
Ward 4, Precinct A . . . . .	694
" 4, " B . . . . .	624
" 5, " A . . . . .	639
" 5, " B . . . . .	377
" 6, " A . . . . .	744
" 6, " B . . . . .	817
" 6, " C . . . . .	921
Lunenburg . . . . .	2063
Totals . . . . .	6884

Fourteenth District	Peter J. Levanti of Fitchburg Democratic
FITCHBURG:	
Ward 1, Precinct A . . . . .	836
" 1, " B . . . . .	612
" 1, " C . . . . .	773
" 1, " D . . . . .	584
" 2, " A . . . . .	480
" 2, " B . . . . .	881
" 2, " C . . . . .	462
" 2, " D . . . . .	1445
" 2, " E . . . . .	487
Totals . . . . .	6560

Fifteenth District	Raymond M. La-Fontaine of Gardner, Democratic
GARDNER:	
Ward 1, Precinct A . . . . .	518
" 1, " B . . . . .	593
" 2, " A . . . . .	821
" 2, " B . . . . .	864
" 3, " A . . . . .	639
" 3, " B . . . . .	658
" 4, " A . . . . .	433
" 4, " B . . . . .	383
" 5, " A . . . . .	507
" 5, " B . . . . .	844
Totals . . . . .	6260

Representatives in the General Court — Continued

Worcester County — Continued

Sixteenth District			Albert A. Ciammal, Jr. of Worcester Republican	John L. Drugan, Jr. of Worcester Democratic	All Others
WORCESTER:					
Ward 1, Precinct 1			361	357	—
" 1, " 2			421	277	—
" 1, " 3			606	155	—
" 1, " 4			607	369	—
" 1, " 5			563	293	—
" 1, " 6			550	329	—
" 1, " 7			519	343	—
" 1, " 8			858	341	—
" 1, " 9			937	234	1
" 1, " 10			701	281	—
" 1, " 11			568	272	—
Totals			6691	3251	1

Seventeenth District			Robert J. Bohigian of Worcester Democratic	Andrew Collaro of Worcester Democratic	Lawrence A. Bacon of Worcester Republican	Ruth V. Johnson of Worcester Republican
WORCESTER:						
Ward 2, Precinct 1			382	232	136	130
" 2, " 2			286	161	114	92
" 2, " 3			460	344	102	110
" 2, " 4			530	360	276	246
" 2, " 5			374	298	146	145
" 2, " 6			349	246	99	80
" 2, " 7			588	397	431	417
" 2, " 8			435	252	385	375
" 2, " 9			594	380	419	393
" 2, " 10			355	295	133	178
" 2, " 11			623	509	246	221
" 2, " 12			573	630	186	193
" 2, " 13			595	586	256	274
" 3, " 1			238	325	9	23
" 3, " 2			445	753	47	62
" 3, " 3			294	429	26	56
" 3, " 4			412	447	41	38
" 3, " 5			251	187	39	35
" 3, " 6			308	272	86	68
" 3, " 7			182	135	134	107
" 3, " 8			192	135	96	102
" 3, " 9			279	212	81	72
Totals			8745	7585	3483	3417

Eighteenth District			Charles J. Buffone of Worcester Democratic	All Others
WORCESTER:				
Ward 4, Precinct 1			678	—
" 4, " 2			675	—
" 4, " 3			523	—
" 4, " 4			593	—
" 4, " 5			858	1
" 4, " 6			530	—
" 4, " 7			698	—
" 4, " 8			422	—
" 4, " 9			638	1
" 4, " 10			748	—
" 4, " 11			861	—
Totals			7224	2

Representatives in the General Court — Concluded

Worcester County — Concluded

Nineteenth District		Anthony J. Burke of Worcester Democratic	C. Vincent Slea of Worcester Democratic	All Others
WORCESTER:				
Ward 5, Precinct 1	1	332	277	33
" 5, " 2	2	250	231	69
" 5, " 3	3	326	283	96
" 5, " 4	4	371	301	31
" 5, " 5	5	278	235	67
" 5, " 6	6	407	325	10
" 5, " 7	7	393	341	5
" 5, " 8	8	407	330	16
" 5, " 9	9	306	231	13
" 6, " 1	1	382	361	26
" 6, " 2	2	413	435	32
" 6, " 3	3	454	468	60
" 6, " 4	4	628	598	27
" 6, " 5	5	672	595	24
" 6, " 6	6	497	490	47
" 6, " 7	7	345	327	24
" 6, " 8	8	322	312	6
" 6, " 9	9	492	456	50
" 6, " 10	10	570	532	18
Totals		7845	7128	654

Twentieth District		Thomas F. Farrell of Worcester Democratic	Leo J. Reynolds of Worcester Democratic	Chris E. Litsas of Worcester Republican	All Others
WORCESTER:					
Ward 7, Precinct 1	1	355	251	240	9
" 7, " 2	2	349	362	257	6
" 7, " 3	3	399	329	359	43
" 7, " 4	4	351	328	222	12
" 7, " 5	5	329	249	343	1
" 7, " 6	6	362	288	260	13
" 7, " 7	7	570	420	662	20
" 7, " 8	8	656	477	477	40
" 7, " 9	9	431	402	344	27
" 7, " 10	10	538	446	382	20
" 7, " 11	11	478	387	314	11
" 8, " 1	1	216	133	153	4
" 8, " 2	2	255	172	137	4
" 8, " 3	3	234	181	102	1
" 8, " 4	4	241	157	120	1
" 8, " 5	5	330	202	183	5
" 8, " 6	6	280	202	155	8
" 8, " 7	7	211	153	167	—
" 8, " 8	8	360	262	276	7
Totals		6945	5401	5153	232

Twenty-first District		Joseph D. Early of Worcester Democratic	George J. Ratte of Worcester Republican	Twenty-second District		Duane T. Sargisson of Worcester Republican	Zaven A. Aroian of Worcester Democratic
WORCESTER:							
Ward 9, Precinct 1	1	235	112	Ward 10, Precinct 1	1	343	190
" 9, " 2	2	222	132	" 10, " 2	2	375	201
" 9, " 3	3	270	146	" 10, " 3	3	240	178
" 9, " 4	4	268	150	" 10, " 4	4	181	248
" 9, " 5	5	283	139	" 10, " 5	5	166	277
" 9, " 6	6	359	309	" 10, " 6	6	301	258
" 9, " 7	7	430	349	" 10, " 7	7	574	275
" 9, " 8	8	436	413	" 10, " 8	8	803	331
" 9, " 9	9	357	474	" 10, " 9	9	555	274
" 9, " 10	10	409	566	" 10, " 10	10	645	277
" 9, " 11	11	295	458	" 10, " 11	11	802	399
Totals		3564	3248	Totals		4985	2908

## District Attorney

Suffolk District		Garrett H. Byrne of Boston Democratic	All Others	Blanks	Total Ballots
BOSTON . . . . .		122912	1	97550	220462
CHELSEA . . . . .		8932	1	2948	11881
REVERE . . . . .		13822	1	4219	18041
Winthrop . . . . .		4493	1	4103	8596
Totals . . . . .		150159	1	108820	258980

## Northern District

	John J. Droney of Cambridge Democratic	James N. Gabriel of Cambridge Republican	All Others	Blanks	Total Ballots
Acton . . . . .	1381	2275	1	152	3808
Arlington . . . . .	15280	8517	1	1145	24943
Ashby . . . . .	323	372	1	40	735
Ashland . . . . .	1619	1156	1	150	2925
Ayer . . . . .	875	516	1	69	1460
Bedford . . . . .	1819	1892	1	189	3900
Belmont . . . . .	7056	6459	1	806	14321
Billerica . . . . .	4701	2362	1	225	7288
Boxborough . . . . .	139	302	1	17	458
Burlington . . . . .	4258	2398	1	244	6900
CAMBRIDGE . . . . .	23737	9765	1	2628	36130
Carlisle . . . . .	236	602	1	51	889
Chelmsford . . . . .	4754	4039	1	251	9044
Concord . . . . .	1856	3388	1	645	5889
Dracut . . . . .	4515	1731	1	271	6517
Dunstable . . . . .	148	247	1	17	412
EVERETT . . . . .	9843	3778	1	5062	18683
Framingham . . . . .	11279	7265	1	1077	19621
Groton . . . . .	771	937	1	75	1783
Holliston . . . . .	1362	1721	1	146	3229
Hopkinton . . . . .	1055	892	1	92	2039
Hudson . . . . .	3353	1567	1	258	5178
Lexington . . . . .	4066	6429	1	1829	12324
Lincoln . . . . .	558	1353	1	128	2039
Littleton . . . . .	917	954	1	77	1948
LOWELL . . . . .	26987	8136	1	1638	36811
MALDEN . . . . .	15858	5709	1	1523	23090
MARLBOROUGH . . . . .	5851	2886	1	508	9245
Maynard . . . . .	2268	1018	1	230	3516
MEDFORD . . . . .	18584	7128	1	1692	27404
MELROSE . . . . .	4837	6443	1	1998	13278
Natick . . . . .	4949	4658	1	1761	11368
NEWTON . . . . .	20940	16786	1	3231	40958
North Reading . . . . .	1818	1736	1	158	3712
Pepperell . . . . .	859	769	1	88	1716
Reading . . . . .	3598	4774	1	387	8759
Sherborn . . . . .	278	771	1	57	1106
Shirley . . . . .	642	351	1	76	1069
SOMERVILLE . . . . .	25264	6762	1	2020	34046
Stonham . . . . .	4396	3172	1	422	7990
Stow . . . . .	490	670	1	61	1222
Sudbury . . . . .	1097	2444	1	456	3997
Tewksbury . . . . .	3871	1753	1	160	5784
Townsend . . . . .	649	695	1	84	1428
Tyngsborough . . . . .	857	494	1	69	1420
Wakefield . . . . .	5990	4558	1	516	11064
WALTHAM . . . . .	9533	5843	1	4161	19537
Watertown . . . . .	10040	5183	1	1043	16266
Wayland . . . . .	1729	2981	1	261	4971
Westford . . . . .	1967	1127	1	121	3216
Weston . . . . .	1096	3150	1	245	4492
Wilmington . . . . .	3144	1930	1	209	5283
Winchester . . . . .	3038	4927	1	1261	9226
WOBURN . . . . .	7453	3364	1	2423	13240
Totals . . . . .	293984	181135	5	42555	517679

District Attorney — Continued

Eastern District				Middlesex District — Concluded				
	John P. S. Burke of Lawrence Democratic	All Others	Blanks	Total Ballots	William T. Buckley of Worcester Democratic	All Others	Blanks	Total Ballots
Amesbury . . . . .	1726	-	2603	4329	3517	-	748	4265
Andover . . . . .	6706	-	2258	8964	627	-	74	701
LEVERLY . . . . .	10910	1	4313	15224	134	-	50	184
Boxford . . . . .	820	-	502	1322	1258	-	471	1729
Danvers . . . . .	7147	-	2362	9509	2220	-	635	2855
Essex . . . . .	640	2	404	1046	2408	-	1864	4272
Georgetown . . . . .	1266	1	597	1864	172	-	98	270
GLOUCESTER . . . . .	6813	-	3102	9915	2737	-	611	3348
Croveland . . . . .	1251	2	533	1816	933	-	316	1249
Hamilton . . . . .	1602	-	934	2536	270	-	158	428
HAVERHILL . . . . .	14157	-	4548	18705	179	-	72	251
Ipswich . . . . .	2669	-	1429	4098	393	-	200	593
LAWRENCE . . . . .	25221	1	3771	28993	193	-	68	261
LYNN . . . . .	31455	-	6458	37913	772	-	219	991
Lynnfield . . . . .	3317	-	1301	4618	5863	-	1615	7478
Manchester . . . . .	1190	-	842	2032	1344	-	614	1958
Marblehead . . . . .	6346	2	3449	9797	5816	-	1538	7354
Merrimac . . . . .	1077	-	417	1494	2532	-	846	3378
Methuen . . . . .	11209	-	2445	13654	920	-	427	1347
Middleton . . . . .	941	-	320	1261	1343	-	408	1751
Nahant . . . . .	1355	-	441	1796	1111	-	422	1533
Newbury . . . . .	927	-	579	1506	1492	-	435	1927
NEWBURYPORT . . . . .	2050	1	3637	5688	944	-	457	1401
North Andover . . . . .	4498	-	1227	5725	2748	-	633	3381
PEABODY . . . . .	13702	-	3586	17288	1189	-	394	1533
Rockport . . . . .	1469	1	1048	2518	4711	-	1377	6088
Rowley . . . . .	664	-	418	1082	1874	-	528	2402
SALEM . . . . .	14251	-	2984	17235	682	-	293	975
Salisbury . . . . .	955	1	562	1518	2673	-	1062	3735
Saugus . . . . .	7212	1	2435	9648	1147	-	495	1642
Swampscott . . . . .	2787	-	3469	6256	1763	1	541	2305
Topsheld . . . . .	1076	-	668	1744	56881	-	14616	71497
Wenham . . . . .	850	-	559	1409	Totals . . . . .	2	54868	238260
West Newbury . . . . .	541	-	348	889				
Totals . . . . .	188830	13	64549	253392				

Middlesex District				Norfolk District				
	William T. Buckley of Worcester Democratic	All Others	Blanks	Total Ballots	George G. Burke of Quincy Democratic	Walter E. Palmer of Brookline Republican	Blanks	Total Ballots
Ashburnham . . . . .	882	-	313	1195	1175	728	74	1977
Athol . . . . .	3161	-	1353	4514	2419	1052	143	3614
Auburn . . . . .	4838	-	1202	6090	8929	5498	420	14847
Barre . . . . .	1141	-	389	1530	7207	13384	4449	25040
Berlin . . . . .	476	-	218	694	3901	2264	238	6403
Blackstone . . . . .	2031	-	246	2277	1095	1804	113	3012
Bolton . . . . .	462	-	181	643	6247	4595	696	11538
Boylston . . . . .	818	-	284	1102	301	1481	66	1848
Brookfield . . . . .	474	-	231	705	1689	2148	140	3977
Charlton . . . . .	1015	1	339	1355	3357	1812	299	5468
Clinton . . . . .	3902	-	1118	5020	2459	1385	200	4044
Douglas . . . . .	969	-	324	1293	893	1664	91	2648
Dudley . . . . .	2017	-	662	2679	1329	1136	116	2581
East Brookfield . . . . .	462	-	217	679	908	954	105	1967
FITCHBURG . . . . .	12530	-	3266	16096	8436	5093	705	14234
GARDNER . . . . .	5655	-	1833	7488	3740	8819	641	13200
Grafton . . . . .	2920	-	933	3853	498	693	51	1242
Hardwick . . . . .	753	-	236	989	7499	4030	524	12053
Harvard . . . . .	690	-	392	1082	583	831	63	1477
Holden . . . . .	3765	-	1384	5149	25841	10734	1976	38551
Hopedale . . . . .	1504	-	536	2040	6443	2153	541	9137
Hubbardston . . . . .	372	-	195	567	2485	2069	227	4781
Lancaster . . . . .	1007	-	501	1503	4269	2498	419	7186
Leicester . . . . .	2637	-	570	3207	3101	2917	282	6300
LEOMINSTER . . . . .	8959	-	2599	11553	2922	8670	527	12119
Lunenburg . . . . .	1989	-	781	2770	1697	3471	193	5561
Mendon . . . . .	647	-	340	987	12128	7149	731	20003
Milford . . . . .	6118	-	1940	8058	805	1031	85	1921
Totals . . . . .					122556	100033	11115	236734

District Attorney — Continued

Plymouth District					Southern District — Concluded				
	John R. Wheatley of Abington Republican	Robert G. Clark, III of Bridgewater Democratic	Blanks	Total Ballots	Edmund Dinis of Fall River Democratic	All Others	Blanks	Total Ballots	
Abington . . . . .	2808	1652	65	4525	TAUNTON . . . . .	10507	4404	14911	
Bridgewater . . . . .	1595	1824	87	3506	Tisbury . . . . .	723	238	961	
BROCKTON . . . . .	14827	14618	984	30429	Truro . . . . .	266	113	379	
Carver . . . . .	482	268	39	789	Wellfleet . . . . .	429	247	676	
Duxbury . . . . .	2177	424	58	2659	Westport . . . . .	2382	928	3310	
E. Bridgewater . . . . .	1791	936	47	2774	West Tisbury . . . . .	141	65	206	
Halifax . . . . .	593	410	20	1023	Yarmouth . . . . .	2680	1319	3999	
Hanover . . . . .	1974	847	72	2893	Totals . . . . .	152211	37 49292	201540	
Hanson . . . . .	1329	652	51	2032					
Hingham . . . . .	4806	2129	236	7171					
Hull . . . . .	1337	1755	210	3302					
Kingston . . . . .	1359	650	60	2069					
Lakeville . . . . .	949	468	45	1462					
Marion . . . . .	1031	266	37	1334					
Marshfield . . . . .	2511	1647	107	4265					
Mattapoisett . . . . .	1122	502	53	1677					
Middleborough . . . . .	2847	1454	98	4399					
Norwell . . . . .	1943	681	85	2709					
Pembroke . . . . .	1750	1126	64	2940					
Plymouth . . . . .	3716	2571	244	6531					
Plympton . . . . .	260	107	5	372					
Rochester . . . . .	472	137	17	626					
Rockland . . . . .	2577	2195	143	4915					
Scituate . . . . .	3720	1947	213	5880					
Wareham . . . . .	2016	1188	178	3382					
W. Bridgewater . . . . .	1564	636	33	2233					
Whitman . . . . .	2713	1467	99	4279					
Totals . . . . .	64269	42557	3350	110176					

Southern District					Western District				
	Edmund Dinis of Fall River Democratic	All Others	Blanks	Total Ballots	Matthew J. Ryan, Jr. of Springfield Democratic	All Others	Blanks	Total Ballots	
Acushnet . . . . .	2297	1	536	2834	Adams . . . . .	3858	1093	4951	
ATTLEBORO . . . . .	7649	1	2604	10254	Agawam . . . . .	5839	964	6803	
Barnstable . . . . .	5229	—	2428	7657	Alford . . . . .	64	43	107	
Berkley . . . . .	370	—	185	555	Becket . . . . .	84	165	249	
Bourne . . . . .	2023	—	704	2727	Blandford . . . . .	220	68	288	
Brewster . . . . .	474	—	347	821	Brimfield . . . . .	425	3	600	
Chatham . . . . .	1363	—	715	2078	Cheshire . . . . .	682	198	880	
Chilmark . . . . .	77	—	56	133	Chester . . . . .	247	1	95	
Dartmouth . . . . .	5649	3	1811	7463	CHICOPEE . . . . .	17023	3546	20569	
Dennis . . . . .	1742	—	911	2653	Clarksburg . . . . .	469	150	619	
Dighton . . . . .	1171	—	356	1527	Dalton . . . . .	2126	471	2597	
Eastham . . . . .	603	—	301	904	E. Longmeadow . . . . .	1893	2474	4367	
Easton . . . . .	2729	—	1360	4089	Egremont . . . . .	260	134	394	
Edgartown . . . . .	460	—	184	644	Florida . . . . .	149	79	228	
Fairhaven . . . . .	4974	3	1268	6245	Granville . . . . .	226	126	352	
FALL RIVER . . . . .	31115	—	8214	39329	Gt. Barrington . . . . .	1727	725	2452	
Falmouth . . . . .	3934	4	1641	5579	Hampden . . . . .	862	246	1108	
Freetown . . . . .	926	—	289	1215	Hancock . . . . .	113	62	175	
Gay Head . . . . .	33	—	17	50	Hinsdale . . . . .	420	85	505	
Gosnold . . . . .	29	—	9	38	Holland . . . . .	236	74	310	
Harwich . . . . .	1526	1	903	2430	HOLYOKE . . . . .	10140	8364	18504	
Mansfield . . . . .	2433	—	888	3321	Lanesborough . . . . .	806	208	1014	
Mashpee . . . . .	258	—	109	367	Lee . . . . .	910	868	1778	
Nantucket . . . . .	822	—	547	1369	Lenox . . . . .	731	812	1543	
NEW BEDFORD . . . . .	33593	20	7424	41037	Longmeadow . . . . .	4673	1	1341	
No. Attleborough . . . . .	4313	—	1504	5817	Ludlow . . . . .	4631	901	5532	
Norton . . . . .	1715	—	632	2347	Monson . . . . .	1667	538	2205	
Oak Bluffs . . . . .	410	—	185	595	Monterey . . . . .	148	83	231	
Orleans . . . . .	1036	1	582	1619	Montgomery . . . . .	128	36	164	
Provincetown . . . . .	874	—	263	1137	Mt. Washington . . . . .	13	12	25	
Raynham . . . . .	1639	1	787	2427	New Ashford . . . . .	47	20	67	
Rehoboth . . . . .	1272	—	622	1894	New Marlborough . . . . .	164	98	262	
Sandwich . . . . .	773	2	410	1185	NORTH ADAMS . . . . .	5743	1	1514	
Seekonk . . . . .	2775	—	840	3615	Otis . . . . .	64	124	188	
Somerset . . . . .	5057	—	1378	6435	Palmer . . . . .	3492	830	4372	
Swansea . . . . .	3740	—	968	4708	Peru . . . . .	53	16	69	
					PITTSFIELD . . . . .	10473	10782	21255	
					Richmond . . . . .	300	85	385	
					Russell . . . . .	331	112	443	
					Sandisfield . . . . .	103	43	146	
					Savoy . . . . .	66	33	99	
					Sheffield . . . . .	482	280	762	
					Southwick . . . . .	1504	285	1789	
					SPRINGFIELD . . . . .	28646	21883	50529	
					Stockbridge . . . . .	583	255	838	
					Tolland . . . . .	47	13	60	
					Tyringham . . . . .	80	36	116	
					Wales . . . . .	201	60	261	
					Washington . . . . .	76	33	109	
					W. Springfield . . . . .	5343	3973	9316	
					W. Stockbridge . . . . .	321	105	426	
					WESTFIELD . . . . .	7745	1915	9660	
					Wilbraham . . . . .	2826	892	3718	
					Williamstown . . . . .	1910	782	2692	
					Windsor . . . . .	127	37	164	
					Totals . . . . .	131497	6 68389	199892	



District Attorney -- Concluded

Northwestern District	Sanford Keedy of Amherst Republican	John C. O'Donnell of Northampton Democratic	All Others	Blanks	Total Ballots
Amherst . . . . .	3109	663	-	130	3902
Ashfield . . . . .	347	76	-	13	436
Belchertown . . . . .	924	559	-	50	1533
Bernardston . . . . .	402	75	-	14	491
Buckland . . . . .	480	185	-	30	695
Charlemont . . . . .	262	53	-	14	329
Chesterfield . . . . .	195	39	-	9	243
Colrain . . . . .	323	130	-	14	467
Conway . . . . .	257	77	-	14	348
Cummington . . . . .	226	41	-	7	274
Deerfield . . . . .	827	458	-	48	1333
Easthampton . . . . .	2644	2457	-	241	5342
Erving . . . . .	294	171	-	28	493
Gill . . . . .	287	74	-	16	377
Goshen . . . . .	163	49	-	7	219
Granby . . . . .	891	583	-	47	1521
Greenfield . . . . .	4082	2066	-	621	6769
Hadley . . . . .	802	579	-	38	1419
Hatfield . . . . .	508	523	-	56	1087
Hawley . . . . .	61	8	-	1	70
Heath . . . . .	83	16	-	4	103
Huntington . . . . .	314	227	-	25	566
Leverett . . . . .	239	45	1	10	295
Leyden . . . . .	92	30	-	8	130
Middlefield . . . . .	73	25	-	3	101
Monroe . . . . .	32	31	-	5	68
Montague . . . . .	1792	1422	-	154	3368
New Salem . . . . .	134	28	-	15	177
NORTHAMPTON . . . . .	5166	4545	-	491	10202
Northfield . . . . .	724	149	-	26	899
Orange . . . . .	1448	536	-	95	2079
Pelham . . . . .	279	57	-	11	347
Plainfield . . . . .	80	25	-	4	109
Rowe . . . . .	98	27	-	9	134
Shelburne . . . . .	599	138	-	32	769
Shutesbury . . . . .	106	33	-	5	144
South Hadley . . . . .	3204	2392	-	218	5814
Southampton . . . . .	614	393	-	38	1045
Sunderland . . . . .	326	177	-	19	522
Ware . . . . .	1356	2225	-	257	3838
Warwick . . . . .	132	26	-	11	169
Wendell . . . . .	51	38	-	8	97
Westhampton . . . . .	232	37	-	4	273
Whately . . . . .	278	143	-	21	442
Williamsburg . . . . .	589	269	-	20	878
Worthington . . . . .	204	42	-	12	258
Totals . . . . .	35329	21942	1	2903	60175

Register of Probate and Insolvency

Barnstable County				
Cities and Towns	Alfred C. Knight of Barnstable Republican	All Others	Blanks	Total Ballots
Barnstable	6433	-	1224	7657
Bourne	2213	-	514	2727
Brewster	697	-	124	821
Chatham	1848	-	230	2078
Dennis	2248	-	405	2653
Eastham	764	-	140	904
Falmouth	4275	2	1302	5579
Harwich	2114	-	316	2430
Mashpee	282	-	85	367
Orleans	1404	-	215	1619
Provincetown	828	-	309	1137
Sandwich	938	1	246	1185
Truro	294	-	85	379
Wellfleet	564	-	112	676
Yarmouth	3368	-	631	3999
Totals	28270	3	5938	34211

Berkshire County				
Cities and Towns	James W. Carolan of Pittsfield Democratic	All Others	Blanks	Total Ballots
Adams	3818	-	1133	4951
Alford	62	-	45	107
Becket	81	-	168	249
Cheshire	676	-	204	880
Clarksburg	463	-	156	619
Dalton	2133	-	464	2597
Egremont	257	-	137	394
Florida	148	-	80	228
Gt. Barrington	1706	-	746	2452
Hancock	119	-	56	175
Hinsdale	421	-	84	505
Lanesborough	808	-	206	1014
Lee	898	-	880	1778
Lenox	731	-	812	1543
Monterey	139	-	92	231
Mt. Washington	15	-	10	25
New Ashford	49	-	18	67
New Marlborough	164	-	98	262
NORTH ADAMS	5685	-	1573	7258
Otis	59	-	129	188
Peru	51	-	18	69
PITTSFIELD	10660	-	10595	21255
Richmond	291	1	93	385
Sandisfield	99	-	47	146
Savoy	69	-	30	99
Sheffield	473	-	289	762
Stockbridge	579	-	259	838
Tyringham	76	-	40	116

Berkshire County — Concluded				
Cities and Towns	James W. Carolan of Pittsfield Democratic	All Others	Blanks	Total Ballots
Washington	75	-	34	109
W. Stockbridge	313	-	113	426
Williamstown	1891	-	801	2692
Windsor	130	-	34	164
Totals	33139	1	19444	52584

Bristol County				
Cities and Towns	James B. Kelley, Jr. of Fall River Democratic	All Others	Blanks	Total Ballots
Acushnet	2282	-	552	2834
ATTLEBORO	7511	-	2743	10254
Berkley	345	-	210	555
Dartmouth	5630	-	1833	7463
Dighton	1133	-	394	1527
Easton	2705	-	1384	4089
Fairhaven	4953	-	1292	6245
FALL RIVER	30664	-	8665	39329
Freetown	924	-	291	1215
Mansfield	2401	-	920	3321
NEW BEDFORD	33332	1	7704	41037
No. Attleborough	4238	-	1529	5817
Norton	1662	-	685	2347
Raynham	1603	-	824	2427
Rehoboth	1256	-	638	1894
Seekonk	2733	-	882	3615
Somerset	5044	-	1391	6435
Swansea	3746	1	961	4708
TAUNTON	10164	-	4747	14911
Westport	2362	-	948	3310
Totals	124738	2	38593	163333

Dukes County				
Cities and Towns	Mary W. Wimpenny of Edgartown Republican	All Others	Blanks	Total Ballots
Chilmark	122	-	11	133
Edgartown	590	2	52	644
Gay Head	32	-	18	50
Gosnold	36	-	2	38
Oak Bluffs	509	-	86	595
Tisbury	856	-	105	961
West Tisbury	186	-	20	206
Totals	2331	2	294	2627

Register of Probate and Insolvency — Continued

Essex County

Cities and Towns	John J. Costello of No. Andover Democratic	Chandler B. Todd of Rowley Republican	All Others	Blanks	Total Ballots
Amesbury . . . . .	1702	1555	-	1072	4329
Andover . . . . .	4317	4109	-	538	8964
BEVERLY . . . . .	7703	6260	-	1261	15224
Boxford . . . . .	326	934	-	62	1322
Danvers . . . . .	5048	3785	-	676	9509
Essex . . . . .	342	633	-	71	1046
Georgetown . . . . .	694	1062	-	108	1864
GLOUCESTER . . . . .	5006	3784	-	1125	9915
Groveland . . . . .	845	871	-	100	1816
Hamilton . . . . .	852	1461	-	223	2536
HAMERHILL . . . . .	11550	5538	-	1617	18705
Ipswich . . . . .	1470	2310	-	318	4098
LAWRENCE . . . . .	23580	3455	-	1958	28993
LYNN . . . . .	26479	8743	-	2691	37913
Lynnfield . . . . .	1647	2700	-	271	4618
Manchester . . . . .	688	1201	-	143	2032
Marblehead . . . . .	3550	5354	-	893	9797
Merrimac . . . . .	671	747	-	76	1494
Methuen . . . . .	9531	3254	-	869	13654
Middleton . . . . .	612	559	-	90	1261
Nahant . . . . .	1010	649	-	137	1796
Newbury . . . . .	411	1003	-	92	1506
NEWBURYPORT . . . . .	2051	2222	-	1415	5688
North Andover . . . . .	3870	1579	2	274	5725
PEABODY . . . . .	11650	3883	-	1755	17288
Rockport . . . . .	851	1416	-	251	2518
Rowley . . . . .	325	698	-	59	1082
SALEM . . . . .	12239	3482	-	1514	17235
Salisbury . . . . .	631	751	-	136	1518
Saugus . . . . .	5420	3502	-	726	9648
Swampscott . . . . .	2376	2451	-	1429	6256
Topsfield . . . . .	492	1146	-	106	1744
Wenham . . . . .	308	1043	-	58	1409
West Newbury . . . . .	278	549	-	62	889
Totals . . . . .	148525	82689	2	22176	253392

Franklin County

Cities and Towns	Lawrence A. Comins of Greenfield Republican	Blanks	Total Ballots
Ashfield . . . . .	401	35	436
Bernardston . . . . .	451	40	491
Buckland . . . . .	571	124	695
Charlemont . . . . .	289	40	329
Colrain . . . . .	401	66	467
Conway . . . . .	304	44	348
Deerfield . . . . .	1033	250	1333
Erving . . . . .	417	76	493
Gill . . . . .	333	44	377
Greenfield . . . . .	4759	2010	6779
Hawley . . . . .	66	4	70
Heath . . . . .	92	11	103
Leverett . . . . .	267	28	295
Leyden . . . . .	114	16	130
Monroe . . . . .	55	13	68
Montague . . . . .	2715	653	3368
New Salem . . . . .	154	23	177
Northfield . . . . .	814	85	899
Orange . . . . .	1787	292	2079
Rowe . . . . .	116	18	134
Shelburne . . . . .	685	84	769
Shutesbury . . . . .	115	29	144
Sunderland . . . . .	422	100	522
Warwick . . . . .	149	20	169
Wendell . . . . .	64	33	97
Whately . . . . .	352	90	442
Totals . . . . .	16976	4228	21204

Hampden County

Cities and Towns	John J. Lyons of Springfield Democratic	All Others	Blanks	Total Ballots
Agawam . . . . .	5631	-	1172	6803
Blandford . . . . .	216	-	72	288
Brimfield . . . . .	417	1	182	600
Chester . . . . .	245	1	97	343
CHICOPEE . . . . .	16389	-	4180	20569
E. Longmeadow . . . . .	1721	-	2646	4367
Granville . . . . .	218	-	134	352
Hampden . . . . .	845	-	263	1108
Holland . . . . .	226	-	84	310
HOLYOKE . . . . .	9550	-	8954	18504
Longmeadow . . . . .	4368	1	1646	6015
Ludlow . . . . .	4507	-	1025	5532
Monson . . . . .	1634	-	571	2205
Montgomery . . . . .	126	-	38	164
Palmer . . . . .	3353	-	1019	4372
Russell . . . . .	315	-	123	443
Southwick . . . . .	1467	-	322	1789
SPRINGFIELD . . . . .	25309	-	25220	50529
Tolland . . . . .	44	-	16	60
Wales . . . . .	196	-	65	261
W Springfield . . . . .	4874	-	4442	9316
WESTFIELD . . . . .	7403	-	2257	9660
Wilbraham . . . . .	2675	-	1043	3718
Totals . . . . .	91729	3	55576	147308

Register of Probate and Insolvency — Continued

Hampshire County					Middlesex County — Concluded				
Cities and Towns	Frank E. Tuit, II of Northampton Democratic	All Others	Blanks	Total Ballots	Cities and Towns	John V. Harvey of Belmont Democratic	All Others	Blanks	Total Ballots
Amherst . . . . .	2978	-	924	3902	Boxborough . . . . .	272	-	186	458
Belchertown . . . . .	1187	-	346	1533	Burlington . . . . .	5506	1	1393	6900
Chesterfield . . . . .	165	-	78	243	CAMBRIDGE . . . . .	27106	-	9024	36130
Cummington . . . . .	195	-	79	274	Carlisle . . . . .	556	-	333	889
Easthampton . . . . .	4289	-	1053	5342	Chelmsford . . . . .	7220	-	1824	9044
Goshen . . . . .	160	-	59	219	Concord . . . . .	2360	-	3529	5889
Granby . . . . .	1169	-	352	1521	Dracut . . . . .	5253	-	1264	6517
Hadley . . . . .	1137	-	282	1419	Dunstable . . . . .	228	-	184	412
Hatfield . . . . .	840	-	247	1087	EVERETT . . . . .	9375	-	9308	18683
Huntington . . . . .	418	-	148	566	Frammingham . . . . .	14546	-	5075	19621
Middlefield . . . . .	74	-	27	101	Groton . . . . .	1213	2	568	1783
NORTHAMPTON . . . . .	8562	-	1640	10202	Holliston . . . . .	2303	-	926	3229
Pelham . . . . .	271	-	76	347	Hopkinton . . . . .	1467	-	572	2039
Plainfield . . . . .	78	-	31	109	Hudson . . . . .	4119	-	1059	5178
South Hadley . . . . .	4542	-	1272	5814	Lexington . . . . .	4672	-	7652	12324
Southampton . . . . .	816	2	227	1043	Lincoln . . . . .	1237	-	802	2039
Ware . . . . .	2825	-	1013	3838	Littleton . . . . .	1432	-	516	1948
Westhampton . . . . .	225	-	48	273	LOWELL . . . . .	30901	-	5910	36811
Williamsburg . . . . .	713	-	165	878	MALDEN . . . . .	17650	-	5440	23090
Worthington . . . . .	155	-	103	258	MARLBOROUGH . . . . .	7166	-	2079	9245
Totals . . . . .	30799	2	8170	38971	Maynard . . . . .	2702	-	814	3516
					MEDFORD . . . . .	21473	-	5931	27404
					MELROSE . . . . .	5197	-	8081	13278
					Natick . . . . .	5739	-	5629	11368
					NEWTON . . . . .	28703	57	12198	40958
					North Reading . . . . .	2658	-	1054	3712
					Pepperell . . . . .	1178	-	538	1716
					Reading . . . . .	6047	-	2712	8759
					Sherborn . . . . .	674	-	432	1106
					Shirley . . . . .	790	-	279	1069
					SOMERVILLE . . . . .	27787	-	6259	34046
					Stoneham . . . . .	5967	-	2023	7990
					Stow . . . . .	844	1	377	1222
					Sudbury . . . . .	1449	-	2548	3997
					Tewksbury . . . . .	4806	-	978	5784
					Townsend . . . . .	922	-	506	1428
					Tyngsborough . . . . .	1045	-	375	1420
					Wakefield . . . . .	8446	1	2617	11064
					WALTHAM . . . . .	9821	-	9716	19537
					Watertown . . . . .	12577	-	3689	16266
					Wayland . . . . .	3120	1	1850	4971
					Westford . . . . .	2524	-	692	3216
					Weston . . . . .	2508	-	1984	4492
					Wilmington . . . . .	4086	5	1192	5283
					Winchester . . . . .	3486	1	5739	9226
					WOBURN . . . . .	7575	-	5665	13240
					Totals . . . . .	362904	78	154695	517677

Middlesex County

Cities and Towns	John V. Harvey of Belmont Democratic	All Others	Blanks	Total Ballots
Acton . . . . .	2641	-	1167	3808
Arlington . . . . .	19967	9	4967	24943
Ashby . . . . .	463	-	272	735
Ashland . . . . .	2180	-	745	2925
Ayer . . . . .	1100	-	360	1460
Bedford . . . . .	2848	-	1052	3900
Belmont . . . . .	11147	-	3174	14321
Billerica . . . . .	5852	-	1436	7288

Nantucket

Cities and Towns	John J. Gardner of Nantucket Republican	Blanks	Total Ballots
Nantucket . . . . .	1108	261	1369

Register of Probate and Insolvency — Continued

Norfolk County

Cities and Towns	Bennett V. Laughlin of Holbrook Democratic	Douglas A. Randall of Quincy Republican	All Others	Blanks	Total Ballots
Avon . . . . .	1156	705	—	116	1977
Bellingham . . . . .	2352	1091	—	171	3614
Braintree . . . . .	8463	5797	—	587	14847
Brookline . . . . .	8563	10289	—	6188	25040
Canton . . . . .	3752	2366	—	345	6403
Cohasset . . . . .	1036	1828	—	148	3012
Dedham . . . . .	6487	4175	1	875	11538
Dover . . . . .	588	1178	—	82	1848
Foxborough . . . . .	1676	2110	—	191	3977
Franklin . . . . .	3352	1764	—	552	5468
Holbrook . . . . .	3019	887	—	138	4044
Medfield . . . . .	858	1660	—	130	2648
Medway . . . . .	1309	1123	—	149	2581
Millis . . . . .	884	957	—	126	1967
Milton . . . . .	7948	5351	—	935	14234
Needham . . . . .	4204	8147	—	849	13200
Norfolk . . . . .	479	693	—	70	1242
Norwood . . . . .	7463	3831	—	759	12053
Plainville . . . . .	547	851	—	79	1477
QUINCY . . . . .	21067	14809	—	2675	38551
Randolph . . . . .	6287	2183	—	667	9137
Sharon . . . . .	2394	2027	—	360	4781
Stoughton . . . . .	4133	2537	—	516	7186
Walpole . . . . .	3090	2817	—	363	6300
Wellesley . . . . .	3398	8013	—	703	12119
Westwood . . . . .	2027	3274	—	260	5561
Weymouth . . . . .	10820	8099	—	1089	20008
Wrentham . . . . .	736	1060	—	125	1921
Totals . . . . .	118088	99597	1	19048	236734

Plymouth County

Cities and Towns	Walter H. Gilday of Brockton Republican	John J. Kelleher of Brockton Democratic	Blanks	Total Ballots
Abington . . . . .	2494	1835	196	4525
Bridgewater . . . . .	1923	1403	180	3506
Brockton . . . . .	14435	14622	1372	30429
Carver . . . . .	450	273	66	789
Duxbury . . . . .	2202	354	103	2659
E. Bridgewater . . . . .	1795	855	124	2774
Halifax . . . . .	572	406	45	1023
Hanover . . . . .	1893	860	140	2893
Hanson . . . . .	1261	683	88	2032
Hingham . . . . .	4777	2005	382	7171
Hull . . . . .	1220	1773	309	3302
Kingston . . . . .	1259	669	141	2069
Lakeville . . . . .	959	429	74	1462
Marion . . . . .	1028	254	52	1334
Marshfield . . . . .	2464	1604	197	4265
Mattapoisett . . . . .	1119	468	90	1677
Middleborough . . . . .	2797	1395	207	4399
Norwell . . . . .	1615	962	132	2709
Pembroke . . . . .	1739	1067	134	2940
Plymouth . . . . .	3624	2436	471	6531
Plympton . . . . .	262	96	14	372
Rochester . . . . .	451	145	30	626
Rockland . . . . .	2269	2363	283	4915
Scituate . . . . .	3578	1926	376	5880
Wareham . . . . .	2015	1109	258	3382
W. Bridgewater . . . . .	1578	579	76	2233
Whitman . . . . .	2531	1543	205	4279
Totals . . . . .	62310	42114	5752	110176

Suffolk County

Cities and Towns	Louis F. Musco of Boston Democratic	Edith Huntington Jones of Boston Republican	Blanks	Total Ballots
BOSTON . . . . .	116775	33810	69877	220462
CHELSEA . . . . .	8661	1409	1311	11881
REVERE . . . . .	12979	2779	2283	18041
Winthrop . . . . .	4755	1901	1940	8596
Totals . . . . .	143170	39899	75911	258980

Worcester County

Cities and Towns	F. Joseph Donohue of Worcester Democratic	All Others	Blanks	Total Ballots
Ashburnham . . . . .	851	—	344	1195
Athol . . . . .	3070	—	1444	4514
Auburn . . . . .	4776	—	1314	6090
Barre . . . . .	1116	—	414	1530
Berlin . . . . .	466	—	228	691
Blackstone . . . . .	1996	—	281	2277
Bolton . . . . .	440	—	203	643
Boylston . . . . .	790	1	311	1102
Brookfield . . . . .	455	—	250	705
Charlton . . . . .	985	1	369	1355
Clinton . . . . .	3803	—	1215	5020
Douglas . . . . .	942	—	351	1293

Register of Probate and Insolvency — Concluded

Worcester County — Continued					Worcester County — Concluded				
Cities and Towns	F. Joseph Donohue of Worcester Democratic	All Others	Blanks	Total Ballots	Cities and Towns	F. Joseph Donohue of Worcester Democratic	All Others	Blanks	Total Ballots
Dudley . . . . .	1949	-	730	2679	Petersham . . . . .	261	-	167	428
E. Brookfield . . . . .	452	-	227	679	Phillipston . . . . .	177	-	74	251
FITCHBURG . . . . .	12470	-	3626	16096	Princeton . . . . .	381	-	212	593
GARDNER . . . . .	5477	-	2011	7488	Royalston . . . . .	188	-	73	261
Grafton . . . . .	2862	-	991	3853	Rutland . . . . .	745	-	246	991
Hardwick . . . . .	736	-	253	989	Shrewsbury . . . . .	5740	-	1738	7478
Harvard . . . . .	632	-	450	1082	Southborough . . . . .	1297	-	661	1958
Holden . . . . .	3637	-	1512	5149	Southbridge . . . . .	5683	-	1671	7354
Hopedale . . . . .	1465	-	575	2040	Spencer . . . . .	2453	-	925	3378
Hubbardston . . . . .	353	-	214	567	Sterling . . . . .	874	-	473	1347
Lancaster . . . . .	971	-	537	1508	Sturbridge . . . . .	1308	1	442	1751
Leicester . . . . .	2587	-	620	3207	Sutton . . . . .	1076	-	457	1533
LEICESTER . . . . .	8006	-	2952	11558	Templeton . . . . .	1454	-	473	1927
Lunenburg . . . . .	1914	-	856	2770	Upton . . . . .	906	-	495	1401
Mendon . . . . .	614	-	373	987	Uxbridge . . . . .	2694	-	687	3381
Milford . . . . .	5941	-	2117	8058	Warren . . . . .	1154	-	429	1583
Millbury . . . . .	3443	-	822	4265	Webster . . . . .	4583	-	1505	6088
Millville . . . . .	609	-	92	701	West Boylston . . . . .	1812	-	590	2402
New Braintree . . . . .	134	-	50	184	West Brookfield . . . . .	656	-	319	975
No. Brookfield . . . . .	1215	-	514	1729	Westborough . . . . .	2595	-	1140	3735
Northborough . . . . .	2166	-	689	2855	Westminster . . . . .	1102	-	540	1642
Northbridge . . . . .	2395	-	1877	4272	Winchendon . . . . .	1770	-	535	2305
Oakham . . . . .	163	-	107	270	WORCESTER . . . . .	55600	1	15896	71497
Oxford . . . . .	2695	-	653	3348	Totals . . . . .	178607	4	59649	238260
Uxton . . . . .	920	-	329	1249					

County Commissioner

Barnstable County				Berkshire County — Concluded			
Cities and Towns	Oscar J. Cahoon of Harwich Republican	All Others		Cities and Towns	James A. Bowes of North Adams Democratic	All Others	
Barnstable . . . . .	6396	-		Becket . . . . .	87	-	
Bourne . . . . .	2198	2		Cheshire . . . . .	681	-	
Brewster . . . . .	712	-		Clarksburg . . . . .	496	-	1
Chatham . . . . .	1867	-		Dalton . . . . .	2085	-	
Dennis . . . . .	2246	-		Egremont . . . . .	256	-	
Eastham . . . . .	764	-		Florida . . . . .	156	-	
Falmouth . . . . .	4249	-		Great Barrington . . . . .	1691	-	
Harwich . . . . .	2162	-		Hancock . . . . .	114	-	
Mashpee . . . . .	267	-		Hinsdale . . . . .	413	-	
Orleans . . . . .	1442	-		Lanesborough . . . . .	793	-	
Provincetown . . . . .	830	-		Lee . . . . .	891	-	
Sandwich . . . . .	931	3		Lenox . . . . .	729	-	
Truro . . . . .	299	-		Monterey . . . . .	138	-	
Wellfleet . . . . .	567	-		Mount Washington . . . . .	17	-	
Yarmouth . . . . .	3389	-		New Ashford . . . . .	53	-	
Totals . . . . .	23319	5		New Marlborough . . . . .	155	-	
				NORTH ADAMS . . . . .	6118	-	1
				Otis . . . . .	62	-	
				Peru . . . . .	51	-	
				PITTSFIELD . . . . .	10185	-	
				Richmond . . . . .	290	-	
				Sandisfield . . . . .	98	-	
				Savoy . . . . .	65	-	
				Sheffield . . . . .	464	-	
				Stockbridge . . . . .	576	-	
				Tyringham . . . . .	78	-	
				Washington . . . . .	75	-	
				West Stockbridge . . . . .	313	-	
				Williamstown . . . . .	1967	-	
				Windsor . . . . .	131	-	
				Totals . . . . .	33142	-	2
Adams . . . . .	3845	-					
Alford . . . . .	69	-					

County Commissioner — Continued

Bristol County

Cities and Towns	Arthur R. Machado of Fall River Democratic	All Others
Acushnet . . . . .	2249	—
ATTLEBORO . . . . .	7410	1
Berkley . . . . .	361	—
Dartmouth . . . . .	5502	3
Dighton . . . . .	1139	—
Easton . . . . .	2660	—
Fairhaven . . . . .	4847	1
FALL RIVER . . . . .	30809	—
Freetown . . . . .	904	—
Mansfield . . . . .	2349	1
NEW BEDFORD . . . . .	32649	4
NORTH ATTLEBOROUGH . . . . .	4139	—
Norton . . . . .	1640	—
Raynham . . . . .	1592	—
Rehoboth . . . . .	1234	3
Seekonk . . . . .	2705	—
Somerset . . . . .	5120	—
Swansea . . . . .	3707	—
TAUNTON . . . . .	9857	—
Westport . . . . .	2347	—
Totals . . . . .	123220	13

Dukes County

Cities and Towns	Dean R. Swift of Tisbury Republican	All Others
Chilmark . . . . .	115	7
Edgartown . . . . .	580	—
Gay Head . . . . .	26	1
Gosnold . . . . .	36	—
Oak Bluffs . . . . .	510	—
Tisbury . . . . .	861	—
West Tisbury . . . . .	175	—
Totals . . . . .	2303	8

Essex County

Cities and Towns	Edward H. Cahill of Lynn Democratic	All Others
Amesbury . . . . .	1779	—
Andover . . . . .	6340	—
BEVERLY . . . . .	10676	—
Boxford . . . . .	797	—
Danvers . . . . .	6935	—
Essex . . . . .	634	—
Georgetown . . . . .	1199	—
GLOUCESTER . . . . .	6600	—
Groveland . . . . .	1230	—
Hamilton . . . . .	1517	4
Haverhill . . . . .	13594	—
Ipswich . . . . .	2562	—
LAWRENCE . . . . .	24548	1
LYNN . . . . .	31702	—
Lynnfield . . . . .	3214	—
Manchester . . . . .	1158	—
Marblehead . . . . .	6218	—
Merrimac . . . . .	1002	1

Essex County — Concluded

Cities and Towns	Edward H. Cahill of Lynn Democratic	All Others
Methuen . . . . .	10695	—
Middleton . . . . .	900	—
Nahant . . . . .	1334	—
Newbury . . . . .	889	—
NEWBURYPORT . . . . .	2167	—
North Andover . . . . .	4313	—
FEARODY . . . . .	13478	—
Iockport . . . . .	1422	2
Rowley . . . . .	644	1
SALEM . . . . .	13795	—
Salisbury . . . . .	900	—
Saugus . . . . .	7207	1
Swampscott . . . . .	2935	—
Topsfield . . . . .	1034	—
Wenham . . . . .	831	1
West Newbury . . . . .	479	—
Totals . . . . .	184728	11

Franklin County

Cities and Towns	Frank H. Reed of Greenfield Republican
Ashfield . . . . .	398
Bernardston . . . . .	450
Buckland . . . . .	565
Charlemont . . . . .	291
Colrain . . . . .	400
Conway . . . . .	303
Deerfield . . . . .	1065
Erving . . . . .	412
Gill . . . . .	326
Greenfield . . . . .	4701
Hawley . . . . .	66
Heath . . . . .	94
Leverett . . . . .	266
Leyden . . . . .	110
Monroe . . . . .	57
Montague . . . . .	2661
New Salem . . . . .	151
Northfield . . . . .	811
Orange . . . . .	1775
Rowe . . . . .	117
Shelburne . . . . .	677
Shutesbury . . . . .	118
Sunderland . . . . .	410
Warwick . . . . .	149
Wendell . . . . .	68
Whately . . . . .	347
Totals . . . . .	16788

Hampden County

Cities and Towns	Thomas F. Sullivan of Springfield Democratic	Lloyd W. Fradet of Springfield Republican
Agawam . . . . .	3308	3246
Blandford . . . . .	89	185
Brimfield . . . . .	267	290

County Commissioner — Continued

Hampden County — Concluded

Cities and Towns	Thomas F. Sullivan of Springfield Democratic	Lloyd W. Fradet of Springfield Republican
Chester . . . . .	159	158
CHICOPEE . . . . .	11746	7629
East Longmeadow . . . . .	1051	3024
Granville . . . . .	89	251
Hampden . . . . .	345	707
Holland . . . . .	163	125
HOLYOKE . . . . .	8833	5641
Longmeadow . . . . .	1394	4389
Ludlow . . . . .	3211	2031
Monson . . . . .	1122	930
Montgomery . . . . .	63	94
Palmer . . . . .	2588	1464
Russell . . . . .	196	221
Southwick . . . . .	831	962
SPRINGFIELD . . . . .	19551	22621
Tolland . . . . .	34	24
Wales . . . . .	13	115
West Springfield . . . . .	3638	4781
WESTFIELD . . . . .	4852	4174
Wilbraham . . . . .	1198	2363
Totals . . . . .	64862	65365

Hampshire County

Cities and Towns	Hiram H. Brownell of Northampton Republican	Owen P. Dunphy, Jr. of So. Hadley Democratic
Amherst . . . . .	2612	995
Belchertown . . . . .	825	638
Chesterfield . . . . .	203	34
Cummington . . . . .	216	53
Easthampton . . . . .	2495	2559
Goshen . . . . .	158	54
Granby . . . . .	693	781
Hadley . . . . .	659	708
Hatfield . . . . .	497	532
Huntington . . . . .	340	196
Middlefield . . . . .	72	25
NORTHAMPTON . . . . .	5737	3970
Pelham . . . . .	248	77
Plainfield . . . . .	79	25
South Hadley . . . . .	2247	3441
Southampton . . . . .	607	395
Ware . . . . .	1177	2355
Westhampton . . . . .	218	49
Williamsburg . . . . .	581	275
Worthington . . . . .	197	48
Totals . . . . .	19861	17210

Middlesex County

Cities and Towns	Ralph J. Bens, Jr. of Reading Republican	John L. Danehy of Cambridge Democratic	All Others
Acton . . . . .	2645	898	—
Arlington . . . . .	9603	13401	1
Ashby . . . . .	459	223	—
Ashland . . . . .	1385	1273	—

Middlesex County — Concluded

Cities and Towns	Ralph J. Bens, Jr. of Reading Republican	John L. Danehy of Cambridge Democratic	All Others
Ayer . . . . .	625	726	—
Bedford . . . . .	2402	1156	—
Belmont . . . . .	7065	5891	—
Billerica . . . . .	3038	3785	—
Boxborough . . . . .	352	86	—
Burlington . . . . .	3161	3242	—
CAMBRIDGE . . . . .	9156	22861	—
Carlisle . . . . .	683	121	—
Chelmsford . . . . .	5011	3468	—
Concord . . . . .	3512	1502	—
Dracut . . . . .	2383	3527	—
Dunstable . . . . .	281	98	—
EVERETT . . . . .	3365	9018	—
Frammingham . . . . .	8783	8811	—
Groton . . . . .	1123	549	—
Holliston . . . . .	1927	1052	—
Hopkinton . . . . .	1018	863	—
Hudson . . . . .	1933	2782	—
Lexington . . . . .	6478	3398	—
Lincoln . . . . .	1443	376	—
Littleton . . . . .	1125	683	—
LOWELL . . . . .	10364	23198	—
MALDEN . . . . .	7609	12678	—
MARLBOROUGH . . . . .	3344	5001	—
Maynard . . . . .	1292	1836	—
MEDFORD . . . . .	8596	15836	—
MELROSE . . . . .	6672	3610	—
Natick . . . . .	4605	4398	—
NEWTON . . . . .	19784	15382	—
North Reading . . . . .	2427	1051	—
Pepperell . . . . .	932	644	—
Reading . . . . .	6733	1689	—
Sherborn . . . . .	846	170	—
Shirley . . . . .	434	528	—
SOMERVILLE . . . . .	7152	23714	—
Stoneham . . . . .	4192	3097	—
Stow . . . . .	771	354	—
Sudbury . . . . .	2483	928	—
Tewksbury . . . . .	2489	2981	—
Townsend . . . . .	825	473	—
Tyngsborough . . . . .	668	634	—
Wakefield . . . . .	5908	4268	1
WALTHAM . . . . .	5642	8647	—
Watertown . . . . .	5638	9037	—
Wayland . . . . .	3367	1214	—
Westford . . . . .	1493	1510	—
Weston . . . . .	3391	749	—
Wilmington . . . . .	2699	2233	—
Winchester . . . . .	5119	2486	—
WOBURN . . . . .	3657	6489	—
Totals . . . . .	208088	244625	2

Norfolk County

Cities and Towns	John Francis Murphy of Brain- tree, Democratic	Frank C. Bates of Weymouth Republican
Avon . . . . .	1146	719
Bellingham . . . . .	2427	1017
Braintree . . . . .	8912	5307
Brookline . . . . .	8363	10346
Canton . . . . .	3846	2194
Cohasset . . . . .	961	1910
Dedham . . . . .	6297	4321
Dover . . . . .	334	1417
Foxborough . . . . .	1753	2019



County Commissioner — Concluded

Norfolk County — Concluded			Worcester County		
Cities and Towns	John Francis Murphy of Braintree, Democratic		Cities and Towns	William H. Cassidy of Dudley, Democratic	All Others
Franklin . . . . .	3429	1655	Ashburnham . . . . .	836	—
Holbrook . . . . .	2317	1458	Athol . . . . .	3021	—
Medfield . . . . .	919	1592	Auburn . . . . .	4701	—
Medway . . . . .	1352	1085	Barre . . . . .	1080	—
Millis . . . . .	899	939	Berlin . . . . .	450	—
Milton . . . . .	8059	5144	Blackstone . . . . .	2002	—
Needham . . . . .	4107	8133	Bolton . . . . .	427	1
Norfolk . . . . .	513	662	Boylston . . . . .	767	—
Norwood . . . . .	7565	3678	Brookfield . . . . .	446	—
Plainville . . . . .	569	827	Charlton . . . . .	979	1
QUINCY . . . . .	22324	12926	Clinton . . . . .	3731	—
Randolph . . . . .	6090	2258	Douglas . . . . .	927	—
Sharon . . . . .	2348	2051	Dudley . . . . .	2055	—
Stoughton . . . . .	4165	2474	East Brookfield . . . . .	434	—
Walpole . . . . .	3115	2811	FITCHBURG . . . . .	12310	—
Wellesley . . . . .	3286	8072	GARDNER . . . . .	5378	—
Westwood . . . . .	2002	3281	Grafton . . . . .	2809	—
Weymouth . . . . .	9196	9859	Hardwick . . . . .	728	—
Wrentham . . . . .	791	1011	Harvard . . . . .	647	—
Totals . . . . .	117085	99166	Holden . . . . .	3518	—
			Hopedale . . . . .	1434	—
			Hubbardston . . . . .	341	—
			Lancaster . . . . .	943	—
			Leicester . . . . .	2537	—
			LEOMINSTER . . . . .	8465	—
			Lunenburg . . . . .	1879	—
			Mendon . . . . .	604	—
			Milford . . . . .	5841	—
			Millbury . . . . .	3413	—
			Millville . . . . .	602	—
			New Braintree . . . . .	131	—
			North Brookfield . . . . .	1198	—
			Northborough . . . . .	2118	—
			Northbridge . . . . .	2358	—
			Oakham . . . . .	158	—
			Oxford . . . . .	2700	—
			Paxton . . . . .	881	—
			Petersham . . . . .	246	—
			Phillipston . . . . .	169	—
			Princeton . . . . .	364	—
			Royalston . . . . .	188	—
			Rutland . . . . .	734	—
			Shrewsbury . . . . .	5588	—
			Southborough . . . . .	1262	—
			Southbridge . . . . .	5693	—
			Spencer . . . . .	2423	—
			Sterling . . . . .	842	—
			Sturbridge . . . . .	1304	1
			Sutton . . . . .	1078	—
			Templeton . . . . .	1434	—
			Upton . . . . .	883	—
			Uxbridge . . . . .	2680	—
			Warren . . . . .	1135	—
			Webster . . . . .	4703	—
			West Boylston . . . . .	1780	—
			West Brookfield . . . . .	642	—
			Westborough . . . . .	2541	—
			Westminster . . . . .	1085	—
			Winchendon . . . . .	1724	1
			WORCESTER . . . . .	53949	4
			Totals . . . . .	175296	8

Plymouth County		
Cities and Towns	George A. Ridder of East Bridgewater, Republican	Joseph E. Faraca of Brockton, Democratic
Abington . . . . .	2671	1621
Bridgewater . . . . .	2011	1303
BROCKTON . . . . .	13114	15866
Carver . . . . .	485	236
Duxbury . . . . .	2222	330
East Bridgewater . . . . .	1982	718
Halifax . . . . .	633	353
Hanover . . . . .	2040	729
Hanson . . . . .	1364	594
Hingham . . . . .	5006	1800
Hull . . . . .	1261	1692
Kingston . . . . .	1297	636
Lakeville . . . . .	1003	372
Marion . . . . .	1030	233
Marshfield . . . . .	2607	1453
Mattapoisett . . . . .	1168	409
Middleborough . . . . .	2889	1269
Norwell . . . . .	1917	673
Pembroke . . . . .	1876	952
Plymouth . . . . .	3617	2473
Plympton . . . . .	268	89
Rochester . . . . .	473	124
Rockland . . . . .	2394	2218
Scituate . . . . .	3682	1765
Wareham . . . . .	2080	1010
West Bridgewater . . . . .	1632	526
Whitman . . . . .	2706	1368
Totals . . . . .	63428	40817

County Treasurer

Barnstable County			Bristol County		
Cities and Towns	Bruce K. Jerauld of Barnstable Republican		Cities and Towns	Ernest W. Kilroy of Fall River Democratic	All Others
Barnstable	6455		Acushnet	2219	-
Bourne	2205		ATTLEBORO	7379	-
Brewster	713		Berkley	351	-
Chatham	1854		Dartmouth	5467	-
Dennis	2233		Dighton	1121	-
Eastham	766		Easton	2675	-
Falmouth	4189		Fairhaven	4816	-
Harwich	2114		FALL RIVER	30294	-
Mashpee	271		Freetown	893	-
Orleans	1421		Mansfield	2391	1
Provincetown	830		NEW BEDFORD	32392	5
Sandwich	932		North Attleborough	4162	-
Truro	296		Norton	1633	-
Wellfleet	562		Raynham	1589	-
Yarmouth	3361		Rehoboth	1246	-
Totals	28202		Seekonk	2728	-
			Somerset	5020	-
			Swansea	3656	-
			TAUNTON	9852	-
			Westport	2350	-
			Totals	122234	6

Berkshire County			Dukes County		
Cities and Towns	John J. Shields of Pittsfield Democratic	All Others	Cities and Towns	Allan Keniston of Tisbury Republican	
Adams	3809	-	Chilmark	119	-
Alford	73	-	Edgartown	569	-
Becket	90	-	Gay Head	33	-
Cheshire	681	-	Gosnold	38	-
Clarksburg	477	-	Oak Bluffs	502	-
Dalton	2111	-	Tisbury	848	-
Egremont	258	-	West Tisbury	183	-
Florida	157	-	Totals	2292	-
Great Barrington	1717	-			
Hancock	121	-			
Hinsdale	417	-			
Lanesborough	811	-			
Lee	947	-			
Lenox	773	-			
Monterey	144	-			
Mount Washington	20	-			
New Ashford	54	-			
New Marlborough	156	-			
NORTH ADAMS	5739	-			
Otis	65	-			
Peru	51	-			
PITTSFIELD	11042	-			
Richmond	295	3			
Sandisfield	100	-			
Savoy	67	-			
Sheffield	477	-			
Stockbridge	590	-			
Tyringham	82	-			
Washington	78	-			
West Stockbridge	309	-			
Williamstown	1908	-			
Windsor	135	-			
Totals	33754	3			

Essex County		
Cities and Towns	Thomas F. Duffy of Lynn Democratic	William Joseph Kieran of Lawrence Republican
Amesbury	1586	1681
Andover	3114	5228
BEVERLY	7370	6464
Boxford	291	949
Danvers	4877	3913
Essex	368	600
Georgetown	694	1043
GLOUCESTER	4770	3950
Groveland	770	917
Hamilton	805	1500
Haverhill	10197	6612
Ipswich	1725	1932
LAWRENCE	17340	9526
LYNN	27039	8192
Lynnfield	1800	2505
Manchester	650	1220
Marblehead	3437	5377

County Treasurer — Continued

Essex County — Concluded

Cities and Towns	Thomas F. Duffy of Lynn Democratic	William Joseph Kieran of Lawrence Republican
Merrimac . . . . .	618	765
Methuen . . . . .	6790	5914
Middleton . . . . .	599	579
Nahant . . . . .	1034	624
Newbury . . . . .	456	920
NEWBURYPORT . . . . .	2094	2133
North Andover . . . . .	2727	2659
PEABODY . . . . .	11439	4110
Rockport . . . . .	798	1462
Rowley . . . . .	350	639
SALEM . . . . .	12040	3598
Salisbury . . . . .	630	728
Saugus . . . . .	5457	3428
Swampscott . . . . .	2381	2550
Topsfield . . . . .	451	1169
Wenham . . . . .	342	990
West Newbury . . . . .	268	550
Totals . . . . .	135307	94427

Franklin County

Cities and Towns	Gerard M. Fritz of Greenfield Republican
Ashfield . . . . .	398
Bernardston . . . . .	452
Buckland . . . . .	571
Charlemont . . . . .	289
Colrain . . . . .	400
Conway . . . . .	303
Deerfield . . . . .	1076
Erving . . . . .	408
Gill . . . . .	323
Greenfield . . . . .	4931
Hawley . . . . .	66
Heath . . . . .	96
Leverett . . . . .	264
Leyden . . . . .	113
Monroe . . . . .	56
Montague . . . . .	2666
New Salem . . . . .	151
Northfield . . . . .	811
Orange . . . . .	1758
Rowe . . . . .	118
Shelburne . . . . .	687
Shutesbury . . . . .	120
Sunderland . . . . .	418
Warwick . . . . .	145
Wendell . . . . .	66
Whately . . . . .	343
Totals . . . . .	17029

Hampden County

Cities and Towns	Daniel M. Walsh, Jr. of Springfield Democratic	Franklyn L. Ferguson of Springfield Republican
Agawam . . . . .	3947	2518
Blandford . . . . .	81	193
Brimfield . . . . .	248	303

Hampden County — Concluded

Cities and Towns	Daniel M. Walsh, Jr. of Springfield Democratic	Franklyn L. Ferguson of Springfield Republican
Chester . . . . .	180	136
CHICOPEE . . . . .	13845	5169
East Longmeadow . . . . .	1366	2577
Granville . . . . .	79	256
Hampden . . . . .	437	620
Holland . . . . .	163	127
HOLYOKE . . . . .	9452	4560
Longmeadow . . . . .	1886	3814
Ludlow . . . . .	3675	1492
Monson . . . . .	1130	931
Montgomery . . . . .	64	94
Palmer . . . . .	2772	1236
Russell . . . . .	213	204
Southwick . . . . .	879	841
SPRINGFIELD . . . . .	23937	15966
Tolland . . . . .	27	30
Wales . . . . .	149	96
West Springfield . . . . .	4380	3763
WESTFIELD . . . . .	5215	3679
Wilbraham . . . . .	1321	2222
Totals . . . . .	75446	50827

Hampshire County

Cities and Towns	Howard A. Banner of Northampton Republican	Edwin C. Warner of Northampton Democratic
Amherst . . . . .	2621	988
Belchertown . . . . .	858	593
Chesterfield . . . . .	198	40
Cummington . . . . .	209	57
Easthampton . . . . .	2532	2519
Goshen . . . . .	163	49
Granby . . . . .	789	677
Hadley . . . . .	699	656
Hatfield . . . . .	470	569
Huntington . . . . .	324	212
Middlefield . . . . .	71	26
NORTHAMPTON . . . . .	5166	4580
Pelham . . . . .	253	73
Plainfield . . . . .	81	24
South Hadley . . . . .	2840	2741
Southampton . . . . .	615	394
Ware . . . . .	1252	2244
Westhampton . . . . .	218	50
Williamsburg . . . . .	574	291
Worthington . . . . .	186	60
Totals . . . . .	20119	16843

Middlesex County

Cities and Towns	Thomas B. Brennan of Medford Democratic	All Others
Acton . . . . .	2529	-
Arlington . . . . .	19335	-
Ashby . . . . .	458	-
Ashland . . . . .	2123	-
Ayer . . . . .	1071	-

County Treasurer — Continued

Middlesex County — Concluded				Norfolk County — Concluded			
Cities and Towns	Thomas B. Brennan of Medford Democratic		All Others	Cities and Towns	Raymond C. Warmington of Quincy Republican	James E. Sullivan of Braintree Democratic	All Others
Bedford	2747		1	Dedham	5904	4727	—
Belmont	10222		—	Dover	1528	223	—
Billerica	5762		—	Foxborough	2489	1273	—
Boxborough	273		—	Franklin	2416	2656	—
Burlington	5383		—	Holbrook	1995	1753	—
CAMBRIDGE	26503		—	Medfield	1846	659	—
Carlisle	524		—	Medway	1384	1038	1
Chelmsford	6835		—	Millis	1144	689	—
Concord	2310		—	Milton	7327	5845	—
Dracut	5073		—	Needham	9224	2982	—
Dunstable	219		—	Norfolk	794	383	—
EVERETT	9488		—	Norwood	5227	5965	—
Frammingham	14254		—	Plainville	919	494	—
Groton	1179		—	QUINCY	20746	15014	—
Holliston	2245		—	Randolph	3604	4731	—
Hopkinton	1460		—	Sharon	2788	1610	—
Hudson	4012		—	Stoughton	3511	3110	—
Lexington	4463		—	Walpole	3543	2382	—
Lincoln	1164		—	Wellesley	8904	2432	—
Littleton	1380		—	Westwood	3859	1404	—
LOWELL	30108		—	Weymouth	10361	8489	—
MALDEN	17361		—	Wrentham	1202	608	—
MARLBOROUGH	7104		—	Totals	126868	89667	1
Maynard	2667		—				
MEDFORD	21588		—				
MELROSE	5120		—				
Natick	5686		—				
NEWTON	27258		—				
North Reading	2641		—				
Pepperell	1139		—				
Reading	5868		—				
Sherborn	660		—				
Shirley	783		—				
SOMERVILLE	27708		—				
Stoneham	5832		—				
Stow	809		2				
Sudbury	1411		—				
Tewksbury	4713		—				
Townsend	901		—				
Tyngsborough	1020		—				
Wakefield	8148		—				
WALTHAM	9735		—				
Watertown	12253		—				
Wayland	2997		—				
Westford	2483		—				
Weston	2329		—				
Wilmington	3997		—				
Winchester	3497		1				
WOBURN	7631		—				
Totals	354457		10				

Norfolk County				Plymouth County			
Cities and Towns	Raymond C. Warmington of Quincy Republican	James E. Sullivan of Braintree Democratic	All Others	Cities and Towns	Lawrence F. Marden of Abington Democratic	Frank A. Randall of Kingston Republican	All Others
Avon	952	894	—	Abington	2494	1888	—
Bellingham	1503	1904	—	Bridgewater	1673	1582	—
Braintree	7280	7015	—	BROCKTON	17127	10983	—
Brookline	11166	7755	—	Carver	269	460	—
Canton	3182	2837	—	Duxbury	436	2113	—
Cohasset	2065	795	—	East Bridgewater	1028	1577	—
				Halifax	425	551	—
				Hanover	1043	1695	—
				Hanson	787	1143	—
				Hingham	2369	4285	—
				Hull	2042	889	—
				Kingston	578	1388	—
				Lakeville	495	864	—
				Marion	340	920	—
				Marshfield	1747	2292	—
				Mattapoisett	548	1031	—
				Middleborough	1523	2623	—
				Norwell	951	1621	—
				Pembroke	1164	1638	—
				Plymouth	2218	3870	—
				Plympton	103	251	—
				Rochester	141	459	—
				Rockland	2916	1684	—
				Scituate	2251	3158	—
				Wareham	1276	1786	—
				West Bridgewater	726	1388	—
				Whitman	1915	2100	—
				Totals	48585	54240	—

County Treasurer -- Concluded

Worcester County			Worcester County -- Concluded		
Cities and Towns	Edward Patrick Bird of Fitchburg Democratic	All Others	Cities and Towns	Edward Patrick Bird of Fitchburg Democratic	All Others
Ashburnham . . . . .	846	-	North Brookfield . . . . .	1184	-
Athol . . . . .	3014	-	Northborough . . . . .	2109	-
Auburn . . . . .	4637	-	Northbridge . . . . .	2322	-
Barre . . . . .	1071	-	Oakham . . . . .	157	-
Berlin . . . . .	447	-	Oxford . . . . .	2619	-
Blackstone . . . . .	1991	-	Paxton . . . . .	877	-
Bolton . . . . .	418	-	Petersham . . . . .	250	-
Boylston . . . . .	773	-	Phillipston . . . . .	174	-
Brookfield . . . . .	451	-	Princeton . . . . .	358	-
Charlton . . . . .	960	-	Royalston . . . . .	187	-
Clinton . . . . .	3754	-	Rutland . . . . .	729	-
Douglas . . . . .	920	-	Shrewsbury . . . . .	5572	-
Dudley . . . . .	1929	-	Southborough . . . . .	1259	-
East Brookfield . . . . .	429	-	Southbridge . . . . .	5624	-
FITCHBURG . . . . .	12748	-	Spencer . . . . .	2418	-
GARDNER . . . . .	5402	-	Sterling . . . . .	847	-
Grafton . . . . .	2764	-	Sturbridge . . . . .	1300	-
Hardwick . . . . .	730	-	Sutton . . . . .	1060	-
Harvard . . . . .	639	-	Templeton . . . . .	1422	-
Holden . . . . .	3498	-	Upton . . . . .	868	-
Hopedale . . . . .	1418	-	Uxbridge . . . . .	2656	-
Hubbardston . . . . .	346	-	Warren . . . . .	1128	-
Lancaster . . . . .	948	-	Webster . . . . .	4492	-
Leicester . . . . .	2528	-	West Boylston . . . . .	1758	-
LEOMINSTER . . . . .	8641	-	West Brookfield . . . . .	645	-
Lunenburg . . . . .	1927	-	Westborough . . . . .	2519	-
Mendon . . . . .	601	-	Westminster . . . . .	1106	-
Milford . . . . .	5778	-	Winchendon . . . . .	1719	-
Millbury . . . . .	3382	-	WORCESTER . . . . .	53430	4
Millville . . . . .	602	-	Totals . . . . .	174512	4
New Braintree . . . . .	131	-			

County Commissioner (To Fill Vacancy)

Middlesex County			Middlesex County -- Concluded		
Cities and Towns	Frederick J. Connors of Somerville Democratic	Irene K. Thresher of Cambridge Republican	Cities and Towns	Frederick J. Connors of Somerville Democratic	Irene K. Thresher of Cambridge Republican
Acton . . . . .	1086	2411	Maynard . . . . .	2059	1056
Arlington . . . . .	13663	9184	MEDFORD . . . . .	17387	7070
Ashby . . . . .	269	398	MELROSE . . . . .	4010	6741
Ashland . . . . .	1412	1239	Natick . . . . .	4595	4718
Ayer . . . . .	803	540	NEWTON . . . . .	15273	20906
Bedford . . . . .	1448	2115	North Reading . . . . .	1624	1762
Belmont . . . . .	5828	7081	Pepperell . . . . .	742	820
Billerica . . . . .	4311	2488	Reading . . . . .	3028	5050
Boxborough . . . . .	103	337	Sherborn . . . . .	207	803
Burlington . . . . .	3862	2524	Shirley . . . . .	573	376
CAMBRIDGE . . . . .	20745	10954	SOMERVILLE . . . . .	25617	5503
Carlisle . . . . .	163	633	Stoneham . . . . .	3910	3300
Chelmsford . . . . .	4066	4385	Stow . . . . .	424	680
Concord . . . . .	1564	3548	Sudbury . . . . .	980	2454
Dracut . . . . .	4096	1829	Tewksbury . . . . .	3496	1934
Dunstable . . . . .	120	257	Townsend . . . . .	564	715
EVERETT . . . . .	9097	3580	Tyngsborough . . . . .	770	534
Framingham . . . . .	9778	7717	Wakefield . . . . .	5210	4921
Groton . . . . .	650	1008	WALTHAM . . . . .	8563	6282
Holliston . . . . .	1163	1807	Watertown . . . . .	9000	5593
Hopkinton . . . . .	920	935	Wayland . . . . .	1396	3171
Hudson . . . . .	3089	1610	Westford . . . . .	1715	1260
Lexington . . . . .	3419	6825	Weston . . . . .	807	3318
Lincoln . . . . .	408	1402	Wilmington . . . . .	2796	2061
Littleton . . . . .	780	1013	Winchester . . . . .	2727	5063
LOWELL . . . . .	24930	8604	WOBURN . . . . .	7051	3431
MALDEN . . . . .	14007	6211	Totals . . . . .	261793	193000
MARLBOROUGH . . . . .	5489	2843			

Question No. 1 — Proposed Amendment to the Constitution

Do you approve of the adoption of an amendment to the constitution summarized below which was approved by the General Court in a joint session of the two branches held June 11, 1963, received 228 votes in the affirmative and 29 in the negative, and in a joint session of the two branches held May 5, 1965, received 225 votes in the affirmative and 24 in the negative?

Barnstable County

SUMMARY

Cities and Towns	Yes	No	Blanks	Total Ballots
Barnstable . . . . .	4809	1331	1517	7657
Bourne . . . . .	1648	550	529	2727
Brewster . . . . .	536	142	143	821
Chatham . . . . .	1415	337	326	2078
Dennis . . . . .	1696	406	551	2653
Eastham . . . . .	621	152	131	904
Falmouth . . . . .	3611	985	983	5579
Harwich . . . . .	1665	364	401	2430
Mashpee . . . . .	197	56	114	367
Orleans . . . . .	1176	202	241	1619
Provincetown . . . . .	575	264	298	1137
Sandwich . . . . .	709	195	281	1185
Truro . . . . .	244	53	82	379
Wellfleet . . . . .	455	125	96	676
Yarmouth . . . . .	2809	581	609	3999
Totals . . . . .	22166	5743	6302	34211

The proposed amendment provides that at state elections candidates for Governor and Lieutenant-Governor shall be grouped on the official ballot according to the party that they represent and that it shall not be possible to vote for Governor and Lieutenant-Governor except as a partisan group.

Berkshire County

Adams . . . . .	2342	1054	1555	4951
Alford . . . . .	54	31	22	107
Becket . . . . .	141	59	49	249
Cheshire . . . . .	435	214	231	880
Clarksburg . . . . .	315	147	157	619
Dalton . . . . .	1582	514	501	2597
Egremont . . . . .	221	97	76	394
Florida . . . . .	112	80	36	228
Gt. Barrington . . . . .	1260	477	715	2452
Hancock . . . . .	80	49	46	175
Hinsdale . . . . .	260	121	124	505
Lanesborough . . . . .	574	238	202	1014
Lee . . . . .	953	270	555	1778
Lenox . . . . .	907	282	354	1543
Monterey . . . . .	144	46	41	231
Mt. Washington . . . . .	13	4	8	25
New Ashford . . . . .	42	15	10	67
New Marlborough . . . . .	138	74	50	262
NORTH ADAMS . . . . .	3850	1402	2006	7258
Otis . . . . .	75	56	57	188
Peru . . . . .	33	26	10	69
FITTSFIELD . . . . .	11393	3724	6138	21255
Richmond . . . . .	228	103	54	385
Sandisfield . . . . .	66	34	46	146
Savoy . . . . .	44	29	26	99
Sheffield . . . . .	425	176	161	762
Stockbridge . . . . .	518	177	143	838
Tyringham . . . . .	68	29	19	116
Washington . . . . .	57	31	21	109
W. Stockbridge . . . . .	224	79	123	426
Williamstown . . . . .	1864	418	410	2692
Windsor . . . . .	72	50	42	164
Totals . . . . .	28490	10106	13988	52584

Bristol County

Acushnet . . . . .	1242	757	835	2834
ATTLEBORO . . . . .	5445	2248	2561	10254
Berkley . . . . .	259	140	156	555
Dartmouth . . . . .	3786	1749	1928	7463
Dighton . . . . .	759	372	396	1527
Easton . . . . .	2463	800	826	4089
Fairhaven . . . . .	3243	1417	1585	6245
FALL RIVER . . . . .	14905	7228	17196	39329
Freetown . . . . .	628	299	288	1215
Mansfield . . . . .	1847	735	739	3321
NEW BEDFORD . . . . .	18796	8940	13301	41037
No Attleborough . . . . .	2921	1301	1595	5817
Norton . . . . .	1311	517	519	2347
Raynham . . . . .	1270	522	635	2427
Rehoboth . . . . .	984	471	439	1894
Seekonk . . . . .	1778	923	914	3615

Question No. 1 — Proposed Amendment to the Constitution — Continued

Do you approve of the adoption of an amendment to the constitution summarized below which was approved by the General Court in a joint session of the two branches held June 11, 1963, received 228 votes in the affirmative and 29 in the negative, and in a joint session of the two branches held May 5, 1965, received 225 votes in the affirmative and 24 in the negative?

**Bristol County — Concluded**

Cities and Towns	Yes	No	Blanks	Total Ballots
Somerset . . . .	2949	1345	2141	6435
Swansea . . . .	2211	1177	1320	4708
TAUNTON . . . .	6769	2799	5343	14911
Westport . . . .	1429	774	1107	3310
Totals . . . .	74995	34514	53824	163333

**Dukes County**

Chilmark . . . .	65	41	27	133
Edgartown . . . .	383	104	157	644
Gay Head . . . .	13	10	27	50
Gosnold . . . .	27	7	4	38
Oak Bluffs . . . .	334	95	166	595
Tisbury . . . .	592	173	196	961
West Tisbury . . . .	134	33	39	206
Totals . . . .	1548	463	616	2627

**Essex County**

Amesbury . . . .	2149	952	1228	4329
Andover . . . .	6260	1450	1254	8964
BEVERLY . . . .	9138	2979	3107	15224
Boxford . . . .	1025	199	98	1322
Danvers . . . .	5737	2176	1596	9509
Essex . . . .	627	220	199	1046
Georgetown . . . .	1136	407	321	1864
GLOUCESTER . . . .	5372	1786	2757	9915
Groveland . . . .	1040	482	294	1816
Hamilton . . . .	1918	366	252	2536
HAVERHILL . . . .	9291	4307	5107	18705
Ipswich . . . .	2340	766	992	4098
LAWRENCE . . . .	13854	5657	9482	28993
LYNN . . . .	20765	9428	7720	37913
Lynnfield . . . .	3185	916	517	4618
Manchester . . . .	1351	365	316	2032
Marblehead . . . .	6970	1676	1151	9797
Merrimae . . . .	803	367	324	1494
Methuen . . . .	6972	3252	3430	13654
Middleton . . . .	681	320	260	1261
Nahant . . . .	1109	432	255	1796
Newbury . . . .	926	319	261	1506
NEWBURYPORT . . . .	2859	1069	1760	5688
No. Andover . . . .	3426	1141	1158	5725
PEABODY . . . .	9603	3803	3882	17288
Rockport . . . .	1542	441	535	2518
Rowley . . . .	606	242	234	1082
SALEM . . . .	8625	3828	4782	17235
Salisbury . . . .	729	417	372	1518
Saugus . . . .	5493	2514	1641	9648
Swampscott . . . .	4036	884	1336	6256
Topsfield . . . .	1371	257	116	1744
Wenham . . . .	1079	209	121	1409
West Newbury . . . .	526	207	156	889
Totals . . . .	142544	53834	57014	253392

**Franklin County**

Ashfield . . . .	251	105	80	436
Bernardston . . . .	274	126	91	491
Buckland . . . .	352	155	188	695
Charlemont . . . .	174	75	80	329
Colrain . . . .	259	97	111	467
Conway . . . .	208	73	67	348
Deerfield . . . .	716	353	264	1333
Erving . . . .	271	105	117	493
Gill . . . .	213	102	62	377
Greenfield . . . .	4058	1470	1241	6769
Hawley . . . .	33	13	24	70
Heath . . . .	55	26	22	103
Leverett . . . .	206	55	34	295
Leyden . . . .	55	43	32	130
Monroe . . . .	23	16	29	68

**SUMMARY**

The proposed amendment provides that at state elections candidates for Governor and Lieutenant-Governor shall be grouped on the official ballot according to the party that they represent and that it shall not be possible to vote for Governor and Lieutenant-Governor except as a partisan group.

## Question No. 1 — Proposed Amendment to the Constitution

Do you approve of the adoption of an amendment to the constitution summarized below which was approved by the General Court in a joint session of the two branches held June 11, 1963, received 228 votes in the affirmative and 29 in the negative, and in a joint session of the two branches held May 5, 1965, received 225 votes in the affirmative and 24 in the negative?

## Franklin County — Concluded

Cities and Towns	Yes	No	Blanks	Total Ballots
Montague . . . . .	1813	742	813	3368
New Salem . . . . .	99	36	42	177
Northfield . . . . .	542	226	131	899
Orange . . . . .	1179	341	559	2079
Rowe . . . . .	68	48	18	134
Shelburne . . . . .	443	151	175	769
Shutesbury . . . . .	86	33	25	144
Sunderland . . . . .	277	118	127	522
Warwick . . . . .	94	34	41	169
Wendell . . . . .	41	27	29	97
Whately . . . . .	239	90	113	442
Totals . . . . .	12029	4660	4515	21204

## SUMMARY

The proposed amendment provides that at state elections candidates for Governor and Lieutenant-Governor shall be grouped on the official ballot according to the party that they represent and that it shall not be possible to vote for Governor and Lieutenant-Governor except as a partisan group.

## Hampden County

Agawam . . . . .	3904	1655	1244	6803
Blandford . . . . .	157	93	38	288
Brimfield . . . . .	322	150	128	600
Chester . . . . .	154	108	81	343
CHICOPEE . . . . .	9792	5007	5770	20569
E. Longmeadow . . . . .	2756	874	737	4367
Granville . . . . .	178	95	79	352
Hampden . . . . .	644	296	168	1108
Holland . . . . .	164	71	75	310
HOLYOKE . . . . .	8979	3232	6293	18504
Longmeadow . . . . .	4478	936	601	6015
Ludlow . . . . .	2929	1416	1187	5532
Monson . . . . .	1094	526	585	2205
Montgomery . . . . .	92	46	26	164
Palmer . . . . .	2102	984	1286	4372
Russell . . . . .	218	96	129	443
Southwick . . . . .	955	562	272	1789
SPRINGFIELD . . . . .	25453	7505	17571	50529
Tolland . . . . .	26	18	16	60
Wales . . . . .	136	66	59	261
West Springfield . . . . .	5247	1716	2353	9316
WESTFIELD . . . . .	5269	2278	2113	9660
Wilbraham . . . . .	2436	787	495	3718
Totals . . . . .	77485	28517	41306	147308

## Hampshire County

Amherst . . . . .	2856	630	416	3902
Belchertown . . . . .	847	381	305	1533
Chesterfield . . . . .	123	50	70	243
Cummington . . . . .	142	88	44	274
Easthampton . . . . .	2665	1297	1380	5342
Goshen . . . . .	126	44	49	219
Granby . . . . .	891	412	218	1521
Hadley . . . . .	749	304	366	1419
Hatfield . . . . .	521	251	315	1087
Huntington . . . . .	299	134	133	566
Middlefield . . . . .	65	22	14	101
NORTHAMPTON . . . . .	5437	2094	2671	10202
Pelham . . . . .	245	59	43	347
Plainfield . . . . .	60	25	24	109
South Hadley . . . . .	3434	1303	1077	5814
Southampton . . . . .	557	290	198	1045
Ware . . . . .	1788	866	1184	3838
Westhampton . . . . .	154	80	39	273
Williamsburg . . . . .	524	179	175	878
Worthington . . . . .	153	63	42	258
Totals . . . . .	21636	8572	8763	38971

## Middlesex County

Aetons . . . . .	2710	732	366	3808
Arlington . . . . .	15371	5572	4000	24943
Ashby . . . . .	417	130	188	735
Ashland . . . . .	1695	716	514	2925
Ayer . . . . .	831	323	306	1460



Question No. 1 — Proposed Amendment to the Constitution — Continued

Do you approve of the adoption of an amendment to the constitution summarized below which was approved by the General Court in a joint session of the two branches held June 11, 1963, received 228 votes in the affirmative and 29 in the negative, and in a joint session of the two branches held May 5, 1965, received 225 votes in the affirmative and 24 in the negative?

Middlesex County — Concluded

SUMMARY

Cities and Towns	Yes	No	Blanks	Total Ballots
Bedford . . . . .	2761	727	412	3900
Belmont . . . . .	9332	2759	2230	14321
Billerica . . . . .	4194	2053	1041	7288
Boxborough . . . . .	305	95	58	458
Burlington . . . . .	4255	1686	959	6900
CAMBRIDGE . . . . .	19892	7594	8644	36130
Carlisle . . . . .	661	127	101	889
Chelmsford . . . . .	6043	1786	1215	9044
Concord . . . . .	4409	721	759	5889
Dracut . . . . .	3307	1756	1454	6517
Dunstable . . . . .	236	104	72	412
EVERETT . . . . .	7469	3202	8012	18683
Framingham . . . . .	12398	3931	3292	19621
Groton . . . . .	1118	338	327	1783
Holliston . . . . .	2029	697	503	3229
Hopkinton . . . . .	1157	472	410	2039
Hudson . . . . .	2857	1159	1162	5178
Lexington . . . . .	8802	1763	1759	12324
Lincoln . . . . .	1578	273	188	2039
Littleton . . . . .	1170	488	290	1948
LOWELL . . . . .	19720	7338	9753	36811
MALDEN . . . . .	12550	4848	5692	23090
MARLBOROUGH . . . . .	4946	2205	2094	9245
Maynard . . . . .	1901	765	850	3516
MEDFORD . . . . .	14736	5922	6696	27404
MELROSE . . . . .	8325	2516	2437	13278
Natick . . . . .	6953	2727	1688	11368
NEWTON . . . . .	26478	7523	6957	40958
N. Reading . . . . .	2370	845	497	3712
Pepperell . . . . .	981	393	337	1716
Reading . . . . .	6150	1570	1039	8759
Sherborn . . . . .	830	160	116	1106
Shirley . . . . .	583	202	284	1069
SOMERVILLE . . . . .	16985	7910	9151	34046
Stoneham . . . . .	4957	1726	1307	7990
Stow . . . . .	740	267	215	1222
Sudbury . . . . .	2879	701	417	3997
Tewksbury . . . . .	3488	1475	821	5784
Townsend . . . . .	846	286	296	1428
Tyngsborough . . . . .	713	374	333	1420
Wakefield . . . . .	6843	2262	1959	11064
WALTHAM . . . . .	9523	3161	6853	19537
Watertown . . . . .	9424	3270	3572	16266
Wayland . . . . .	3653	823	495	4971
Westford . . . . .	1809	768	639	3216
Weston . . . . .	3485	640	367	4492
Wilmington . . . . .	3207	1356	720	5283
Winchester . . . . .	6540	1176	1510	9226
WOBURN . . . . .	6780	3372	3088	13240
Totals . . . . .	303442	105790	108445	517677

The proposed amendment provides that at state elections candidates for Governor and Lieutenant-Governor shall be grouped on the official ballot according to the party that they represent and that it shall not be possible to vote for Governor and Lieutenant-Governor except as a partisan group.

Nantucket County

Nantucket . . . . .	589	273	507	1369
---------------------	-----	-----	-----	------

Norfolk County

Avon . . . . .	1093	468	416	1977
Bellingham . . . . .	1818	1018	778	3614
Braintree . . . . .	9485	3507	1855	14847
Brookline . . . . .	13492	3187	8361	25040
Canton . . . . .	4142	1368	893	6403
Cohasset . . . . .	2120	525	367	3012
Dedham . . . . .	6739	2690	2109	11538
Dover . . . . .	1539	193	116	1848
Foxborough . . . . .	2486	935	556	3977
Franklin . . . . .	3103	1194	1171	5468
Holbrook . . . . .	2339	1026	679	4044
Medfield . . . . .	1871	450	327	2648
Medway . . . . .	1573	543	465	2581
Millis . . . . .	1201	446	320	1967
Milton . . . . .	9332	2774	2128	14234

## Question No. 1 — Proposed Amendment to the Constitution — Continued

*Do you approve of the adoption of an amendment to the constitution summarized below which was approved by the General Court in a joint session of the two branches held June 11, 1963, received 228 votes in the affirmative and 29 in the negative, and in a joint session of the two branches held May 5, 1965, received 225 votes in the affirmative and 24 in the negative?*

## Norfolk County — Concluded

Cities and Towns	Yes	No	Blanks	Total Ballots
Needham . . . . .	9273	2455	1472	13200
Norfolk . . . . .	780	281	181	1242
Norwood . . . . .	7499	2568	1986	12053
Plainville . . . . .	888	337	252	1477
QUINCY . . . . .	21572	9642	7337	38551
Randolph . . . . .	5396	2165	1576	9137
Sharon . . . . .	3291	964	526	4781
Stoughton . . . . .	4276	1772	1138	7186
Walpole . . . . .	4247	1192	861	6300
Wellesley . . . . .	9131	1869	1119	12119
Westwood . . . . .	3935	1092	534	5561
Weymouth . . . . .	12140	5186	2682	20008
Wrentham . . . . .	1194	434	293	1921
Totals . . . . .	145955	50281	40498	236734

## SUMMARY

The proposed amendment provides that at state elections candidates for Governor and Lieutenant-Governor shall be grouped on the official ballot according to the party that they represent and that it shall not be possible to vote for Governor and Lieutenant-Governor except as a partisan group.

## Plymouth County

Abington . . . . .	2590	1119	816	4525
Bridgewater . . . . .	1893	794	819	3506
BROCKTON . . . . .	16569	7111	6749	30429
Carver . . . . .	372	222	195	789
Duxbury . . . . .	1872	445	342	2659
E. Bridgewater . . . . .	1525	681	568	2774
Halifax . . . . .	581	269	173	1023
Hanover . . . . .	1805	677	411	2893
Hanson . . . . .	1176	441	415	2032
Hingham . . . . .	5003	1370	798	7171
Hull . . . . .	1835	802	665	3302
Kingston . . . . .	1180	405	484	2069
Lakeville . . . . .	820	348	294	1462
Marion . . . . .	954	195	185	1334
Marshfield . . . . .	2790	904	571	4265
Mattapoisett . . . . .	959	384	334	1677
Middleborough . . . . .	2525	978	896	4399
Norwell . . . . .	1784	617	308	2709
Pembroke . . . . .	1778	732	430	2940
Plymouth . . . . .	3589	1321	1621	6531
Plympton . . . . .	212	90	70	372
Rochester . . . . .	309	179	138	626
Rockland . . . . .	2808	1162	945	4915
Scituate . . . . .	3965	1153	762	5880
Wareham . . . . .	1932	709	741	3382
W. Bridgewater . . . . .	1333	537	363	2233
Whitman . . . . .	2483	980	816	4279
Totals . . . . .	64642	24625	20909	110176

## Suffolk County

BOSTON . . . . .	92116	34122	94224	220462
CHELSEA . . . . .	4835	2120	4926	11881
REVERE . . . . .	8131	3738	6172	18041
Winthrop . . . . .	4261	2183	2152	8596
Totals . . . . .	109343	42163	107474	258980

## Worcester County

Ashburnham . . . . .	677	228	290	1195
Athol . . . . .	2449	756	1309	4514
Auburn . . . . .	3485	1332	1273	6090
Barre . . . . .	793	227	510	1530
Berlin . . . . .	403	142	149	694
Blaekstone . . . . .	1112	520	645	2277
Bolton . . . . .	379	145	119	643
Boylston . . . . .	678	230	194	1102
Brookfield . . . . .	402	144	159	705
Charlton . . . . .	769	264	322	1355
Clinton . . . . .	2412	952	1656	5020
Douglas . . . . .	655	250	388	1293
Dudley . . . . .	1198	560	921	2679

Question No. 1 — Proposed Amendment to the Constitution — Concluded

*Do you approve of the adoption of an amendment to the constitution summarized below which was approved by the General Court in a joint session of the two branches held June 11, 1963, received 228 votes in the affirmative and 29 in the negative, and in a joint session of the two branches held May 5, 1965, received 225 votes in the affirmative and 24 in the negative?*

Worcester County — Concluded

SUMMARY

Cities and Towns	Yes	No	Blanks	Total Ballots
E. Brookfield . . .	366	120	193	679
FITCHBURG . . .	8672	2840	4584	16096
GARDNER . . .	3816	1479	2193	7488
Grafton . . .	2045	745	1063	3853
Hardwick . . .	453	215	321	989
Harvard . . .	748	191	143	1082
Holden . . .	3611	808	730	5149
Hopedale . . .	1236	363	441	2040
Hubbardston . . .	307	108	152	567
Lancaster . . .	793	325	390	1508
Leicester . . .	1686	743	778	3207
LECMINSTER . . .	6586	1870	3102	11558
Lunenburg . . .	1636	532	602	2770
Mendon . . .	565	202	220	987
Milford . . .	3556	1550	2952	8058
Millbury . . .	2166	943	1156	4265
Millville . . .	309	151	241	701
New Braintree . . .	115	28	41	184
No. Brookfield . . .	855	352	522	1729
Northborough . . .	1848	611	396	2855
Northbridge . . .	2264	806	1202	4272
Oakham . . .	153	62	55	270
Oxford . . .	1819	708	821	3348
Faxton . . .	783	241	225	1249
Fetersham . . .	253	75	100	428
Phillipston . . .	125	65	61	251
Princeton . . .	395	86	112	593
Royalston . . .	132	64	65	261
Rutland . . .	625	198	168	991
Shrewsbury . . .	4496	1425	1557	7478
Southborough . . .	1235	395	328	1958
Southbridge . . .	3614	1398	2342	7354
Spencer . . .	1671	678	1029	3378
Stirling . . .	823	248	276	1347
Sturbridge . . .	973	320	458	1751
Sutton . . .	830	332	371	1533
Templeton . . .	1062	412	453	1927
Upton . . .	779	253	369	1401
Uxbridge . . .	1702	670	1009	3381
Warren . . .	769	310	504	1583
Webster . . .	2705	1145	2238	6088
W. Boylston . . .	1523	442	437	2402
W. Brookfield . . .	544	190	241	975
Westborough . . .	2440	652	643	3735
Westminster . . .	888	384	370	1642
Winchendon . . .	1210	466	629	2305
WORCESTER . . .	38338	13886	19273	71497
Totals . . .	128932	45837	63491	238260

The proposed amendment provides that at state elections candidates for Governor and Lieutenant-Governor shall be grouped on the official ballot according to the party that they represent and that it shall not be possible to vote for Governor and Lieutenant-Governor except as a partisan group.

Aggregate of Votes

BARNSTABLE . . .	22166	5743	6302	34211
BERKSHIRE . . .	28490	10106	13988	52584
BRISTOL . . .	74995	34514	53824	163333
DUKES COUNTY . . .	1548	463	616	2627
ESSEX . . .	142544	53834	57014	253392
FRANKLIN . . .	12029	4660	4515	21204
HAMPDEN . . .	77485	28517	41306	147308
HAMPSHIRE . . .	21636	8572	8763	38971
MIDDLESEX . . .	303442	105790	108445	517677
NANTUCKET . . .	589	273	507	1369
NORFOLK . . .	145955	50281	40498	236734
PLYMOUTH . . .	64642	24625	20909	110176
SUFFOLK . . .	109343	42163	107474	258980
WORCESTER . . .	128932	45837	63491	238260
Totals . . .	1133796	415378	527652	2076826

*Question No. 2 — Proposed Amendment to the Constitution*

*Do you approve of the adoption of an amendment to the constitution summarized below which was approved by the General Court in a joint session of the two branches held July 16, 1963, received 169 votes in the affirmative and 100 in the negative, and in a joint session of the two branches held May 5, 1965, received 200 votes in the affirmative and 61 in the negative?*

Barnstable County				
Cities and Towns	Yes	No	Blanks	Total Ballots
Barnstable . . . .	4962	1130	1565	7657
Bourne . . . . .	1719	467	541	2727
Brewster . . . . .	552	130	139	821
Chatham . . . . .	1474	269	335	2078
Dennis . . . . .	1736	352	565	2653
Eastham . . . . .	619	138	147	904
Falmouth . . . . .	3709	792	1078	5579
Harwich . . . . .	1706	342	382	2430
Mashpee . . . . .	216	43	108	367
Orleans . . . . .	1218	167	234	1619
Provincetown . . . .	615	182	340	1137
Sandwich . . . . .	742	182	261	1185
Truro . . . . .	266	47	66	379
Wellfleet . . . . .	462	119	95	676
Yarmouth . . . . .	2892	505	602	3999
Totals . . . . .	22888	4865	6458	34211

**SUMMARY**

The proposed amendment provides that the Governor, for the purpose of making certain structural changes in the executive department, may from time to time prepare reorganization plans to be presented to the General Court. If the General Court fails to disapprove a reorganization plan within sixty days of its presentation and has not prorogued by the end of such sixty days, the plan at that time shall have the force of law.

Berkshire County				
Adams . . . . .	2423	857	1671	4951
Alford . . . . .	61	28	18	107
Becket . . . . .	147	47	55	249
Cheshire . . . . .	450	198	232	880
Clarksburg . . . . .	534	115	170	619
Dalton . . . . .	1621	512	464	2597
Egremont . . . . .	243	77	74	394
Florida . . . . .	112	50	66	228
Gt. Barrington . . . .	1299	354	769	2452
Hancock . . . . .	80	53	42	175
Hinsdale . . . . .	272	119	114	505
Lanesborough . . . . .	559	252	203	1014
Lee . . . . .	873	283	622	1778
Lenox . . . . .	895	251	397	1543
Monterey . . . . .	155	29	47	231
Mt. Washington . . . .	12	3	10	25
New Ashford . . . . .	42	13	12	67
New Marlborough . . . .	129	76	57	262
NORTH ADAMS . . . . .	3996	1197	2065	7258
Otis . . . . .	70	48	70	188
Peru . . . . .	30	20	19	69
PITTSFIELD . . . . .	11143	3467	6645	21255
Richmond . . . . .	236	92	57	385
Sandisfield . . . . .	77	21	48	146
Savoy . . . . .	35	33	31	99
Sheffield . . . . .	436	157	169	762
Stockbridge . . . . .	531	167	140	838
Tyringham . . . . .	68	20	28	116
Washington . . . . .	52	33	24	109
W. Stockbridge . . . . .	210	86	130	426
Williamstown . . . . .	1930	341	421	2692
Windsor . . . . .	79	37	48	164
Totals . . . . .	28600	9066	14918	52584

Bristol County				
Acushnet . . . . .	1308	694	832	2834
ATTLEBORO . . . . .	5741	1879	2634	10254
Berkley . . . . .	257	120	178	555
Dartmouth . . . . .	3948	1445	2070	7463
Dighton . . . . .	766	335	426	1527
Easton . . . . .	2515	729	845	4089
Fairhaven . . . . .	3372	1252	1621	6245
FALL RIVER . . . . .	15063	6103	18163	39329
Freetown . . . . .	632	287	296	1215
Mansfield . . . . .	1883	615	823	3321
NEW BEDFORD . . . . .	19655	7601	13781	41037
No. Attleborough . . . .	3072	1117	1628	5817
Norton . . . . .	1361	420	566	2347
Raynham . . . . .	1332	447	648	2427
Rehoboth . . . . .	1024	447	423	1894
Seekonk . . . . .	1827	878	910	3615

Question No. 2 — Proposed Amendment to the Constitution — Continued

Do you approve of the adoption of an amendment to the constitution summarized below which was approved by the General Court in a joint session of the two branches held July 16, 1963, received 169 votes in the affirmative and 100 in the negative, and in a joint session of the two branches held May 5, 1965, received 200 votes in the affirmative and 61 in the negative?

Bristol County — Concluded

Cities and Towns	Yes	No.	Blanks	Total Ballots
Somerset . . . .	3125	1146	2164	6435
Swansea . . . .	2386	914	1408	4708
TAUNTON . . . .	6730	2388	5793	14911
Westport . . . .	1483	630	1197	3310
Totals . . . .	77480	29447	56406	163333

Dukes County

Chilmark . . . .	73	29	31	133
Edgartown . . . .	382	89	173	644
Gay Head . . . .	16	5	29	50
Gosnold . . . .	23	8	7	38
Oak Bluffs . . . .	347	77	171	595
Tisbury . . . .	589	151	221	961
West Tisbury . . . .	136	28	42	206
Totals . . . .	1566	387	674	2627

Essex County

Amesbury . . . .	2129	870	1330	4329
Andover . . . .	6399	1237	1328	8964
BEVERLY . . . .	9325	2571	3328	15224
Boxford . . . .	1063	349	110	1322
Danvers . . . .	5833	1870	1806	9509
Essex . . . .	644	195	207	1046
Georgetown . . . .	1202	323	339	1864
GLOUCESTER . . . .	5488	1391	3036	9915
Groveland . . . .	1090	377	349	1816
Hamilton . . . .	1988	267	281	2536
HAVERHILL . . . .	9750	3353	5602	18705
Ipswich . . . .	2354	619	1125	4093
LAWRENCE . . . .	14327	5067	9599	28993
LYNN . . . .	21065	8221	8627	37913
Lynnfield . . . .	3324	777	517	4618
Manchester . . . .	1364	290	378	2032
Marblehead . . . .	7073	1403	1321	9797
Merrimae . . . .	826	329	339	1494
Methuen . . . .	7198	2816	3640	13654
Middleton . . . .	714	280	267	1261
Nahant . . . .	1149	357	290	1796
Newbury . . . .	983	256	267	1506
NEWBURYPORT . . . .	2852	927	1909	5688
N. Andover . . . .	3524	979	1222	5725
PEABODY . . . .	9526	3371	4391	17288
Rockport . . . .	1579	349	560	2518
Rowley . . . .	591	224	267	1082
SALEM . . . .	8500	3537	5198	17235
Salisbury . . . .	750	358	410	1518
Saugus . . . .	5834	2066	1748	9648
Swampscott . . . .	3918	834	1504	6256
Topsfield . . . .	1355	245	144	1744
Wenham . . . .	1145	154	110	1409
W. Newbury . . . .	522	180	187	889
Totals . . . .	145384	46242	61766	253392

Franklin County

Ashfield . . . .	259	84	93	436
Bernardston . . . .	312	93	86	491
Buckland . . . .	388	115	192	695
Charlemont . . . .	180	73	76	329
Colrain . . . .	243	109	115	467
Conway . . . .	191	80	77	348
Deerfield . . . .	775	292	266	1333
Erving . . . .	287	87	119	493
Gill . . . .	238	85	54	377
Greenfield . . . .	3875	1385	1509	6769
Hawley . . . .	32	14	24	70
Heath . . . .	57	20	26	103
Leverett . . . .	205	47	43	295
Leyden . . . .	66	30	34	130
Monroe . . . .	29	11	28	68

SUMMARY

The proposed amendment provides that the Governor, for the purpose of making certain structural changes in the executive department, may from time to time prepare reorganization plans to be presented to the General Court. If the General Court fails to disapprove a reorganization plan within sixty days of its presentation and has not prorogued by the end of such sixty days, the plan at that time shall have the force of law.

## Question No. 2 — Proposed Amendment to the Constitution — Continued

Do you approve of the adoption of an amendment to the constitution summarized below which was approved by the General Court in a joint session of the two branches held July 16, 1963, received 169 votes in the affirmative and 100 in the negative, and in a joint session of the two branches held May 5, 1965, received 200 votes in the affirmative and 61 in the negative?

## Franklin County — Concluded

Cities and Towns	Yes	No.	Blanks	Total Ballots
Montague . . . .	1954	661	753	3368
New Salem . . . .	98	37	42	177
Northfield . . . .	593	175	131	899
Orange . . . . .	1205	283	591	2099
Rowe . . . . .	72	39	23	134
Shelburne . . . .	455	136	178	769
Shutesbury . . . .	100	21	23	144
Sunderland . . . .	307	102	113	522
Warwick . . . . .	102	23	44	169
Wendell . . . . .	38	26	33	97
Whately . . . . .	261	80	101	442
Totals . . . . .	12322	4108	4774	21204

## SUMMARY

The proposed amendment provides that the Governor, for the purpose of making certain structural changes in the executive department, may from time to time prepare reorganization plans to be presented to the General Court. If the General Court fails to disapprove a reorganization plan within sixty days of its presentation and has not prorogued by the end of such sixty days, the plan at that time shall have the force of law.

## Hampden County

Agawam . . . . .	4154	1357	1292	6803
Blandford . . . . .	150	85	53	288
Brimfield . . . . .	337	130	133	600
Chester . . . . .	179	55	109	343
CHICOPEE . . . . .	10214	4334	6021	20569
E. Longmeadow . . . .	2954	578	835	4367
Granville . . . . .	183	94	75	352
Hampden . . . . .	736	212	160	1108
Holland . . . . .	170	62	78	310
HOLYOKE . . . . .	8562	3206	6736	18504
Longmeadow . . . . .	4817	657	541	6015
Ludlow . . . . .	3036	1235	1261	5532
Monson . . . . .	1162	448	595	2205
Montgomery . . . . .	89	44	31	164
Palmer . . . . .	2159	840	1373	4372
Russell . . . . .	203	103	137	443
Southwick . . . . .	1071	427	291	1789
SPRINGFIELD . . . . .	25563	5803	19163	50529
Tolland . . . . .	27	17	16	60
Wales . . . . .	134	62	65	261
W. Springfield . . . .	5423	1447	2446	9316
WESTFIELD . . . . .	5505	1843	2312	9660
Wilbraham . . . . .	2620	618	480	3718
Totals . . . . .	79448	23657	44203	147308

## Hampshire County

Amherst . . . . .	2997	456	449	3902
Belchertown . . . . .	887	361	285	1533
Chesterfield . . . . .	119	47	77	243
Cummington . . . . .	145	69	60	274
Easthampton . . . . .	2782	1088	1472	5342
Goshen . . . . .	130	42	47	219
Granby . . . . .	913	368	240	1521
Hadley . . . . .	775	272	372	1419
Hatfield . . . . .	545	193	349	1087
Huntington . . . . .	303	109	154	566
Middlefield . . . . .	64	16	21	101
NORTHAMPTON . . . . .	5881	1741	2580	10202
Pelham . . . . .	254	49	44	347
Plainfield . . . . .	55	23	31	109
So. Hadley . . . . .	3644	1078	1092	5814
Southampton . . . . .	608	235	202	1045
Ware . . . . .	1808	764	1266	3838
Westhampton . . . . .	160	72	41	273
Williamsburg . . . . .	536	158	184	878
Worthington . . . . .	167	46	45	258
Totals . . . . .	22773	7187	9011	38971

## Middlesex County

Acton . . . . .	2767	626	415	3808
Arlington . . . . .	16110	4572	4261	24943
Ashby . . . . .	458	116	161	735
Ashland . . . . .	1792	615	518	2925
Ayer . . . . .	836	269	355	1460

Question No. 2 — Proposed Amendment to the Constitution — Continued

Do you approve of the adoption of an amendment to the constitution summarized below which was approved by the General Court in a joint session of the two branches held July 16, 1963, received 169 votes in the affirmative and 100 in the negative, and in a joint session of the two branches held May 5, 1965, received 200 votes in the affirmative and 61 in the negative?

Middlesex County — Concluded

SUMMARY

Cities and Towns	Yes	No.	Blanks	Total Ballots
Bedford . . . . .	2938	569	393	3900
Belmont . . . . .	9660	2295	2366	14321
Billerica . . . . .	4425	1710	1153	7288
Boxborough . . . . .	334	73	51	458
Burlington . . . . .	4544	1432	924	6900
CAMBRIDGE . . . . .	20476	6602	9052	36130
Carlisle . . . . .	704	83	102	889
Chelmsford . . . . .	6246	1531	1267	9044
Concord . . . . .	4417	609	863	5889
Dracut . . . . .	3443	1560	1514	6517
Dunstable . . . . .	229	101	82	412
EVERETT . . . . .	7018	2892	8773	18683
Framingham . . . . .	13011	3198	3412	19621
Groton . . . . .	1165	291	327	1783
Holliston . . . . .	2115	597	517	3229
Hopkinton . . . . .	1184	407	448	2039
Hudson . . . . .	3030	944	1204	5178
Lexington . . . . .	8857	1422	2045	12324
Lincoln . . . . .	1680	182	177	2039
Littleton . . . . .	1250	391	307	1948
LOWELL . . . . .	20097	6564	10150	36811
MALDEN . . . . .	12756	4178	6156	23090
MARLBOROUGH . . . . .	5104	1884	2257	9245
Maynard . . . . .	1872	674	970	3516
MEDFORD . . . . .	15224	4916	7264	27404
MELROSE . . . . .	8088	2318	2872	13278
Natick . . . . .	6832	2518	2018	11368
NEWTON . . . . .	27990	6021	6947	40958
No. Reading . . . . .	2509	670	533	3712
Pepperell . . . . .	989	361	366	1716
Reading . . . . .	6373	1276	1110	8759
Sherborn . . . . .	846	131	129	1106
Shirley . . . . .	597	172	300	1069
SOMERVILLE . . . . .	17696	6794	9556	34046
Stoneham . . . . .	5095	1429	1466	7990
Stow . . . . .	783	208	231	1222
Sudbury . . . . .	2969	556	472	3997
Tewksbury . . . . .	3684	1196	904	5784
Townsend . . . . .	872	244	312	1428
Tyngsborough . . . . .	759	339	322	1420
Wakefield . . . . .	7148	1901	2015	11064
WALTHAM . . . . .	9439	2835	7263	19537
Watertown . . . . .	9970	2618	3678	16266
Wayland . . . . .	3881	603	487	4971
Westford . . . . .	1923	634	659	3216
Weston . . . . .	3688	442	362	4492
Wilmington . . . . .	3336	1146	801	5283
Winchester . . . . .	5890	1611	1725	9226
WOBURN . . . . .	6654	3175	3411	13240
Totals . . . . .	311753	90501	115423	517677

The proposed amendment provides that the Governor, for the purpose of making certain structural changes in the executive department, may from time to time prepare reorganization plans to be presented to the General Court. If the General Court fails to disapprove a reorganization plan within sixty days of its presentation and has not prorogued by the end of such sixty days, the plan at that time shall have the force of law.

Nantucket County

Nantucket . . . . .	550	297	522	1369
---------------------	-----	-----	-----	------

Norfolk County

Avon . . . . .	1161	380	436	1977
Bellingham . . . . .	1883	867	864	3614
Braintree . . . . .	9497	3130	2220	14847
Brookline . . . . .	13339	2547	9154	25040
Canton . . . . .	4193	1204	1006	6403
Cohasset . . . . .	2217	409	386	3012
Dedham . . . . .	7025	2194	2319	11538
Dover . . . . .	1567	147	134	1848
Foxborough . . . . .	2608	720	649	3977
Franklin . . . . .	3107	986	1375	5468
Holbrook . . . . .	2446	861	737	4044
Medfield . . . . .	1939	356	353	2648
Medway . . . . .	1598	482	501	2581
Millis . . . . .	1220	386	361	1967
Milton . . . . .	9571	2355	2308	14234

## Question No. 2 — Proposed Amendment to the Constitution — Continued

*Do you approve of the adoption of an amendment to the constitution summarized below which was approved by the General Court in a joint session of the two branches held July 16, 1963, received 169 votes in the affirmative and 100 in the negative, and in a joint session of the two branches held May 5, 1965, received 200 votes in the affirmative and 61 in the negative?*

## Norfolk County — Concluded

Cities and Towns	Yes	No.	Blanks	Total Ballots
Needham . . . . .	9600	1862	1738	13200
Norfolk . . . . .	784	256	202	1242
Norwood . . . . .	7632	2208	2213	12053
Plainville . . . . .	898	258	321	1477
QUINCY . . . . .	21710	8530	8311	38551
Randolph . . . . .	5673	1698	1766	9137
Sharon . . . . .	3396	746	639	4781
Stoughton . . . . .	4416	1480	1290	7186
Walpole . . . . .	4299	1011	990	6300
Wellesley . . . . .	9448	1403	1268	12119
Westwood . . . . .	4118	820	623	5561
Weymouth . . . . .	12400	4386	3222	20008
Wrentham . . . . .	1216	336	369	1921
Totals . . . . .	148961	42018	45755	236734

## SUMMARY

The proposed amendment provides that the Governor, for the purpose of making certain structural changes in the executive department, may from time to time prepare reorganization plans to be presented to the General Court. If the General Court fails to disapprove a reorganization plan within sixty days of its presentation and has not prorogued by the end of such sixty days, the plan at that time shall have the force of law.

## Plymouth County

Abington . . . . .	2687	928	910	4525
Bridgewater . . . . .	1972	675	859	3506
BROCKTON . . . . .	16820	6135	7474	30429
Carver . . . . .	402	184	203	789
Duxbury . . . . .	1931	350	378	2659
E. Bridgewater . . . . .	1508	605	661	2774
Halifax . . . . .	606	236	181	1023
Hanover . . . . .	1901	518	474	2893
Hanson . . . . .	1222	403	407	2032
Hingham . . . . .	5165	1078	928	7171
Hull . . . . .	1878	656	768	3302
Kingston . . . . .	1204	352	513	2069
Lakeville . . . . .	822	309	331	1462
Marion . . . . .	1000	164	170	1334
Marshfield . . . . .	2863	794	608	4265
Mattapoisett . . . . .	1003	294	380	1677
Middleborough . . . . .	2596	849	954	4399
Norwell . . . . .	1886	486	337	2709
Pembroke . . . . .	1830	634	476	2940
Plymouth . . . . .	3659	1024	1848	6531
Plympton . . . . .	217	85	70	372
Rochester . . . . .	342	147	137	626
Rockland . . . . .	2786	1046	1083	4915
Scituate . . . . .	4109	865	906	5880
Wareham . . . . .	1975	567	840	3382
W. Bridgewater . . . . .	1392	418	423	2233
Whitman . . . . .	2422	847	1010	4279
Totals . . . . .	66193	20649	23329	110176

## Suffolk County

BOSTON . . . . .	90911	28633	100918	220462
CHELSEA . . . . .	5185	1823	4873	11881
REVERE . . . . .	8795	3129	6117	18041
Winthrop . . . . .	4121	2071	2404	8596
Totals . . . . .	109012	35656	114312	258980

## Worcester County

Ashburnham . . . . .	704	186	305	1195
Athol . . . . .	2534	590	1390	4514
Auburn . . . . .	3715	1086	1289	6090
Barre . . . . .	776	203	551	1530
Berlin . . . . .	431	120	143	694
Blackstone . . . . .	1118	492	667	2277
Bolton . . . . .	425	100	118	643
Boylston . . . . .	745	169	188	1102
Brookfield . . . . .	415	117	173	705
Charlton . . . . .	795	245	315	1355
Clinton . . . . .	2493	788	1739	5020
Douglas . . . . .	675	246	372	1293
Dudley . . . . .	1259	513	907	2679
E. Brookfield . . . . .	374	111	194	679
FITCHBURG . . . . .	8869	2359	4868	16096
GARDNER . . . . .	3861	1245	2382	7488



Question No. 2 — Proposed Amendment to the Constitution — Concluded

Do you approve of the adoption of an amendment to the constitution summarized below which was approved by the General Court in a joint session of the two branches held July 16, 1963, received 169 votes in the affirmative and 100 in the negative and in a joint session of the two branches held May 5, 1965, received 200 votes in the affirmative and 61 in the negative?

Worcester County — Concluded

SUMMARY

Cities and Towns	Yes	No.	Blanks	Total Ballots
Grafton . . . . .	2115	645	1093	3853
Hardwick . . . . .	490	173	326	989
Harvard . . . . .	721	213	148	1082
Holden . . . . .	3785	626	738	5149
Hopedale . . . . .	1198	304	538	2040
Hubbardston . . . . .	305	96	166	567
Lancaster . . . . .	862	262	384	1508
Leicester . . . . .	1821	606	780	3207
LEOMINSTER . . . . .	6780	1596	3182	11558
Lunenburg . . . . .	7782	404	584	2770
Mendon . . . . .	580	154	253	987
Milford . . . . .	3375	1376	3307	8058
Millbury . . . . .	2269	788	1208	4265
Millville . . . . .	332	126	243	701
New Braintree . . . . .	117	24	43	184
No. Brookfield . . . . .	885	313	531	1729
Northborough . . . . .	1964	500	391	2855
Northbridge . . . . .	2123	797	1352	4272
Oakham . . . . .	162	56	52	270
Oxford . . . . .	1847	633	868	3348
Paxton . . . . .	857	195	197	1249
Petersham . . . . .	259	58	111	428
Phillipston . . . . .	154	44	53	251
Princeton . . . . .	410	77	106	593
Royalston . . . . .	145	55	61	261
Rutland . . . . .	660	165	166	991
Shrewsbury . . . . .	4842	1108	1528	7478
Southborough . . . . .	1248	338	372	1958
Southbridge . . . . .	3773	1080	2501	7354
Spencer . . . . .	1709	551	1118	3378
Sterling . . . . .	864	224	259	1347
Sturbridge . . . . .	1029	275	447	1751
Sutton . . . . .	838	311	384	1533
Templeton . . . . .	1092	355	480	1927
Upton . . . . .	781	228	392	1401
Uxbridge . . . . .	1705	583	1093	3381
Warren . . . . .	751	284	548	1583
Webster . . . . .	2664	1012	2412	6088
W. Boylston . . . . .	1669	356	377	2402
W. Brookfield . . . . .	578	152	245	975
Westborough . . . . .	2551	534	650	3735
Westminster . . . . .	968	310	364	1642
Winchendon . . . . .	1233	420	652	2305
WORCESTER . . . . .	40356	12217	18924	71497
Totals . . . . .	133838	39194	65228	238260

The proposed amendment provides that the Governor, for the purpose of making certain structural changes in the executive department, may from time to time prepare reorganization plans to be presented to the General Court. If the General Court fails to disapprove a reorganization plan within sixty days of its presentation and has not prorogued by the end of such sixty days, the plan at that time shall have the force of law.

Aggregate of Votes

Counties	Yes	No.	Blanks	Total
BARNSTABLE . . . . .	22888	4865	6458	34211
BERKSHIRE . . . . .	28600	9066	14918	52584
BRISTOL . . . . .	77480	29447	56406	163333
DUKES COUNTY . . . . .	1566	387	674	2627
ESSEX . . . . .	145384	46242	61766	253392
FRANKLIN . . . . .	12322	4108	4774	21204
HAMPDEN . . . . .	79448	23657	44203	147308
HAMPSHIRE . . . . .	22773	7187	9011	38971
MIDDLESEX . . . . .	311753	90501	115423	517677
NANTUCKET . . . . .	550	297	522	1369
NORFOLK . . . . .	148961	42018	45755	236734
PLYMOUTH . . . . .	66198	20649	23329	110176
SUFFOLK . . . . .	109012	35656	114312	258980
WORCESTER . . . . .	133838	39194	65228	238260
Totals . . . . .	1160773	353274	562779	2076826

## Question No. 3 — Proposed Amendment to the Constitution

Do you approve of the adoption of an amendment to the constitution summarized below which was approved by the General Court in a joint session of the two branches held June 11, 1963, received 232 votes in the affirmative and 18 in the negative, and in a joint session of the two branches held May 19, 1965, received 159 votes in the affirmative and 91 in the negative?

## Barnstable County

Cities and Towns	Yes	No	Blanks	Total Ballots
Barnstable . . . . .	4700	1299	1658	7657
Bourne . . . . .	1745	420	562	2727
Brewster . . . . .	500	186	135	821
Chatham . . . . .	1392	319	367	2078
Dennis . . . . .	1602	459	592	2653
Eastham . . . . .	581	155	168	904
Falmouth . . . . .	3408	925	1246	5579
Harwich . . . . .	1598	415	417	2430
Mashpee . . . . .	214	46	107	367
Orleans . . . . .	1002	288	329	1619
Provincetown . . . . .	616	167	354	1137
Sandwich . . . . .	726	197	262	1185
Truro . . . . .	237	62	80	379
Wellfleet . . . . .	416	137	123	676
Yarmouth . . . . .	2742	610	647	3999
Totals . . . . .	21479	5685	7047	34211

## SUMMARY

The proposed amendment authorizes the Commonwealth and the cities and towns therein to provide for municipal industrial development in such manner as the General Court may determine.

## Berkshire County

Adams . . . . .	2480	759	1712	4951
Alford . . . . .	53	30	24	107
Becket . . . . .	127	64	58	249
Cheshire . . . . .	420	215	245	880
Clarksburg . . . . .	366	83	170	619
Dalton . . . . .	1454	673	470	2597
Egremont . . . . .	195	122	77	394
Florida . . . . .	119	42	67	228
Gt. Barrington . . . . .	1250	436	766	2452
Hancock . . . . .	90	40	45	175
Hinsdale . . . . .	278	97	130	505
Lanesborough . . . . .	551	265	198	1014
Lee . . . . .	694	424	660	1778
Lenox . . . . .	643	458	442	1543
Monterey . . . . .	128	55	48	231
Mt. Washington . . . . .	8	7	10	25
New Ashford . . . . .	40	15	12	67
New Marlborough . . . . .	134	72	56	262
NORTH ADAMS . . . . .	4142	958	2158	7258
Otis . . . . .	72	46	70	188
Peru . . . . .	30	22	17	69
PITTSFIELD . . . . .	8736	5824	6695	21255
Richmond . . . . .	190	141	54	385
Sandisfield . . . . .	73	22	51	146
Savoy . . . . .	41	24	34	99
Sheffield . . . . .	397	185	180	762
Stockbridge . . . . .	436	260	142	838
Tyringham . . . . .	46	40	30	116
Washington . . . . .	51	34	24	109
W. Stockbridge . . . . .	187	110	129	426
Williamstown . . . . .	1732	474	486	2692
Windsor . . . . .	70	48	46	164
Totals . . . . .	25233	12045	15306	52584

## Bristol County

Acushnet . . . . .	1456	502	876	2834
ATTLEBORO . . . . .	5674	1785	2795	10254
Berkley . . . . .	265	112	178	555
Dartmouth . . . . .	4131	1217	2115	7463
Dighton . . . . .	816	276	435	1527
Easton . . . . .	2428	771	890	4089
Fairhaven . . . . .	3659	918	1668	6245
FALL RIVER . . . . .	16675	4462	18192	39329
Freetown . . . . .	660	248	307	1215
Mansfield . . . . .	1903	584	834	3321
NEW BEDFORD . . . . .	21286	5776	13975	41037
No. Attleborough . . . . .	3239	808	1770	5817
Norton . . . . .	1303	441	603	2347
Raynham . . . . .	1303	435	689	2427
Rehoboth . . . . .	1171	300	423	1894
Seekonk . . . . .	2071	621	923	3615

Question No. 3 — Proposed Amendment to the Constitution — Continued

*Do you approve of the adoption of an amendment to the constitution summarized below which was approved by the General Court in a joint session of the two branches held June 11, 1963, received 232 votes in the affirmative and 18 in the negative, and in a joint session of the two branches held May 19, 1965, received 159 votes in the affirmative and 91 in the negative?*

**Eristol County — Concluded**

Cities and Towns	Yes	No	Blanks	Total Ballots
Somerset . . . .	3422	824	2189	6435
Swansea . . . .	2566	717	1425	4708
TAUNTON . . . .	6922	2111	5878	14911
Westport . . . .	1603	504	1203	3310
Totals . . . .	82553	23412	57368	163333

**SUMMARY**

The proposed amendment authorizes the Commonwealth and the cities and towns therein to provide for municipal industrial development in such manner as the General Court may determine.

**Pulaski County**

Chilmark . . . .	53	42	38	133
Edgartown . . . .	357	99	188	644
Gay Head . . . .	18	5	27	50
Gosnold . . . .	23	7	8	38
Oak Bluffs . . . .	340	67	188	595
Tisbury . . . .	519	183	259	961
West Tisbury . . . .	109	47	50	206
Totals . . . .	1419	450	758	2627

**Essex County**

Amesbury . . . .	2123	839	1367	4329
Andover . . . .	5918	1613	1433	8964
BEVERLY . . . .	8610	3032	3582	15224
Boxford . . . .	800	345	177	1322
Danvers . . . .	5500	2014	1995	9509
Essex . . . .	622	194	230	1046
Georgetown . . . .	1162	342	360	1864
GLOUCESTER . . . .	5337	1398	3180	9915
Groveland . . . .	1095	356	365	1816
Hamilton . . . .	1473	563	500	2536
Haverhill . . . .	9961	3169	5575	18705
Ipswich . . . .	2191	744	1163	4098
LAWRENCE . . . .	14905	4199	9889	28993
LYNN . . . .	21479	7429	9005	37913
Lynnfield . . . .	2846	1176	596	4618
Manchester . . . .	1163	470	399	2032
Marblehead . . . .	6238	1980	1559	9797
Merrimac . . . .	859	284	351	1494
Methuen . . . .	7456	2442	3756	13654
Middleton . . . .	716	276	269	1261
Nahant . . . .	1125	363	308	1796
Newbury . . . .	902	317	287	1506
NEWBURYPORT . . . .	2835	914	1939	5688
No. Andover . . . .	3452	987	1286	5725
PEABODY . . . .	9244	3364	4680	17288
Rockport . . . .	1457	417	644	2518
Rowley . . . .	533	271	278	1082
SALEM . . . .	8664	3299	5272	17235
Salisbury . . . .	751	338	429	1518
Saugus . . . .	5722	2057	1869	9648
Swampscott . . . .	3581	1020	1655	6256
Topsheld . . . .	1062	476	206	1744
Wenham . . . .	813	392	204	1409
W. Newbury . . . .	498	195	196	889
Totals . . . .	141113	47275	65004	253392

**Franklin County**

Ashfield . . . .	257	91	88	436
Barnardston . . . .	311	83	97	491
Buckland . . . .	399	104	192	695
Charlemont . . . .	192	52	85	329
Colrain . . . .	280	71	116	467
Conway . . . .	176	98	74	348
Deerfield . . . .	758	290	285	1333
Erving . . . .	290	83	120	493
Gill . . . .	241	81	55	377
Greenfield . . . .	3981	1230	1558	6769
Hawley . . . .	33	12	25	70
Heath . . . .	51	23	29	103
Leverett . . . .	146	92	57	295
Leyden . . . .	67	26	37	130
Monroe . . . .	33	9	26	68

## Question No. 3 — Proposed Amendment to the Constitution — Continued

*Do you approve of the adoption of an amendment to the constitution summarized below which was approved by the General Court in a joint session of the two branches held June 11, 1963, received 232 votes in the affirmative and 18 in the negative, and in a joint session of the two branches held May 19, 1965, received 159 votes in the affirmative and 91 in the negative?*

## Franklin County — Concluded

Cities and Towns	Yes	No	Blanks	Total Ballots
Montague . . . . .	2052	543	773	3368
New Salem . . . . .	91	44	42	177
Northfield . . . . .	569	192	138	899
Orange . . . . .	1200	290	589	2079
Rowe . . . . .	54	57	23	134
Shelburne . . . . .	442	149	178	769
Shutesbury . . . . .	89	27	28	144
Sunderland . . . . .	276	121	125	522
Warwick . . . . .	91	28	50	169
Wendell . . . . .	40	20	37	97
Whately . . . . .	247	83	112	442
Totals . . . . .	12366	3899	4939	21204

## SUMMARY

The proposed amendment authorizes the Commonwealth and the cities and towns therein to provide for municipal industrial development in such manner as the General Court may determine.

## Hampden County

Agawam . . . . .	4142	1285	1376	6803
Blandford . . . . .	142	89	57	288
Brinfield . . . . .	345	117	138	600
Chester . . . . .	180	58	105	343
CHICOPEE . . . . .	10459	3941	6169	20569
E. Longmeadow . . . . .	2514	973	880	4367
Granville . . . . .	178	96	78	352
Hampden . . . . .	745	204	159	1108
Holland . . . . .	161	74	75	310
HOLYOKE . . . . .	8591	3037	6876	18504
Longmeadow . . . . .	4386	1020	609	6015
Ludlow . . . . .	3059	1172	1301	5532
Monson . . . . .	1129	442	634	2205
Montgomery . . . . .	91	41	32	164
Palmer . . . . .	2205	745	1422	4372
Russell . . . . .	227	86	130	443
Southwick . . . . .	1087	417	285	1789
SPRINGFIELD . . . . .	23177	7611	19741	50529
Tolland . . . . .	26	17	17	60
Wales . . . . .	126	65	70	261
W. Springfield . . . . .	4924	1833	2559	9316
WESTFIELD . . . . .	5375	1917	2368	9660
Wilbraham . . . . .	2274	917	527	3718
Totals . . . . .	75543	26157	45608	147308

## Hampshire County

Amherst . . . . .	2248	1053	601	3902
Belchertown . . . . .	894	320	319	1533
Chesterfield . . . . .	127	46	70	243
Cummington . . . . .	137	87	50	274
Easthampton . . . . .	2829	1027	1486	5342
Goshen . . . . .	115	58	46	219
Granby . . . . .	969	321	231	1521
Hadley . . . . .	711	334	374	1419
Hatfield . . . . .	560	158	369	1087
Huntington . . . . .	326	88	152	566
Middlefield . . . . .	44	33	24	101
NORTHAMPTON . . . . .	5743	1780	2679	10202
Pelham . . . . .	194	90	63	347
Plainfield . . . . .	56	22	31	109
So. Hadley . . . . .	3479	1215	1120	5814
Southampton . . . . .	577	266	202	1045
Ware . . . . .	1909	640	1289	3838
Westhampton . . . . .	148	74	51	273
Williamsburg . . . . .	520	171	187	878
Worthington . . . . .	137	71	50	258
Totals . . . . .	21723	7854	9394	38971

## Middlesex County

Aetons . . . . .	2309	1019	480	3808
Arlington . . . . .	14480	5769	4694	24943
Ashby . . . . .	462	111	162	735
Ashland . . . . .	1763	607	555	2925
Ayer . . . . .	868	241	351	1460
Bedford . . . . .	2371	1010	519	3900

Question No. 3 — Proposed Amendment to the Constitution — Continued

Do you approve of the adoption of an amendment to the constitution summarized below which was approved by the General Court in a joint session of the two branches held June 11, 1963, received 232 votes in the affirmative and 18 in the negative, and in a joint session of the two branches held May 19, 1965, received 159 votes in the affirmative and 91 in the negative?

Middlesex County — Concluded

SUMMARY

Cities and Towns	Yes	No	Blanks	Total Ballots
Belmont . . . . .	8213	3418	2690	14321
Billerica . . . . .	4373	1667	1248	7288
Boxborough . . . . .	282	106	70	458
Burlington . . . . .	4214	1617	1069	6900
CAMBRIDGE . . . . .	18716	7599	9815	36130
Carlisle . . . . .	490	268	131	889
Chelmsford . . . . .	5768	1870	1406	9044
Concord . . . . .	3288	1526	1075	5889
Dracut . . . . .	3512	1411	1594	6517
Dunstable . . . . .	224	101	87	412
EVERETT . . . . .	6772	2893	9018	18683
Framingham . . . . .	11898	3936	3787	19621
Groton . . . . .	1048	370	365	1783
Holliston . . . . .	2021	666	542	3229
Hopkinton . . . . .	1166	403	470	2039
Hudson . . . . .	3037	898	1243	5178
Lexington . . . . .	7194	2786	2344	12324
Lincoln . . . . .	1202	615	222	2039
Littleton . . . . .	1217	423	308	1948
LOWELL . . . . .	20159	5981	10671	36811
MALDEN . . . . .	11856	4647	6587	23090
MARLBOROUGH . . . . .	5093	1815	2337	9245
Maynard . . . . .	1859	645	1012	3516
MEDFORD . . . . .	13990	5702	7712	27404
MELROSE . . . . .	7022	3180	3076	13278
Natick . . . . .	6411	2850	2107	11268
NEWTON . . . . .	25297	7909	7752	40958
No. Reading . . . . .	2110	1024	578	3712
Pepperell . . . . .	956	373	387	1716
Reading . . . . .	5458	1959	1342	8759
Sherborn . . . . .	613	329	164	1106
Shirley . . . . .	580	180	309	1069
SOMERVILLE . . . . .	17503	6522	10021	34046
Stoneham . . . . .	4529	1816	1645	7990
Stow . . . . .	723	260	239	1222
Sudbury . . . . .	2385	1055	557	3997
Tewksbury . . . . .	3504	1192	1088	5784
Townsend . . . . .	844	247	337	1428
Tyngsborough . . . . .	797	284	339	1420
Wakefield . . . . .	6131	2624	2309	11064
WALTHAM . . . . .	8805	3235	7497	19537
Watertown . . . . .	9368	2917	3981	16266
Wayland . . . . .	3004	1299	668	4971
Westford . . . . .	1949	589	678	3216
Weston . . . . .	2667	1291	534	4492
Wilmington . . . . .	2954	1402	927	5283
Winchester . . . . .	5434	1828	1964	9226
WOBBURN . . . . .	6330	3348	3562	13240
Totals . . . . .	285219	107833	124625	517677

The proposed amendment authorizes the Commonwealth and the cities and towns therein to provide for municipal industrial development in such manner as the General Court may determine.

Nantucket County

Nantucket . . . . .	585	226	558	1369
---------------------	-----	-----	-----	------

Norfolk County

Avon . . . . .	1151	355	471	1977
Bellingham . . . . .	1997	751	866	3614
Braintree . . . . .	8606	3814	2427	14847
Brookline . . . . .	11751	3590	9699	25040
Canton . . . . .	3794	1491	1118	6403
Cohasset . . . . .	1902	657	453	3012
Dedham . . . . .	6401	2592	2545	11538
Dover . . . . .	645	1021	182	1848
Foxborough . . . . .	2455	826	696	3977
Franklin . . . . .	3052	1035	1381	5468
Holbrook . . . . .	2481	791	772	4044
Medfield . . . . .	1700	542	406	2648
Medway . . . . .	1462	557	562	2581
Millis . . . . .	1145	435	387	1967
Milton . . . . .	8673	2994	2567	14234

## Question No. 3 — Proposed Amendment to the Constitution — Continued

Do you approve of the adoption of an amendment to the constitution summarized below which was approved by the General Court in a joint session of the two branches held June 11, 1963, received 232 votes in the affirmative and 18 in the negative, and in a joint session of the two branches held May 19, 1965, received 159 votes in the affirmative and 91 in the negative?

## Norfolk County — Conclude 1

## SUMMARY

Cities and Towns	Yes	No	Blanks	Total Ballots
Needham . . . . .	8180	2987	2033	13200
Norfolk . . . . .	761	262	219	1242
Norwood . . . . .	7328	2357	2363	12033
Plainville . . . . .	912	213	347	1477
QUINCY . . . . .	20973	8994	8584	38551
Randolph . . . . .	5637	1617	1883	9137
Sharon . . . . .	3101	955	725	4781
Stoughton . . . . .	4319	1473	1394	7186
Walpole . . . . .	3994	1227	1079	6300
Wellesley . . . . .	7396	3127	1596	12119
Westwood . . . . .	3372	1460	729	5561
Weymouth . . . . .	11787	4708	3513	20008
Wrentham . . . . .	1147	390	384	1921
Totals . . . . .	136122	51226	49386	236734

The proposed amendment authorizes the Commonwealth and the cities and towns therein to provide for municipal industrial development in such manner as the General Court may determine.

## Plymouth County

Abington . . . . .	2717	866	942	4525
Bridgewater . . . . .	1945	660	901	3506
BROCKTON . . . . .	16902	5684	7843	30429
Carver . . . . .	407	165	217	789
Duxbury . . . . .	1628	599	432	2659
E. Bridgewater . . . . .	1548	525	701	2774
Halifax . . . . .	626	207	190	1023
Hanover . . . . .	1819	590	484	2893
Hanson . . . . .	1148	434	450	2032
Hingham . . . . .	4374	1765	1032	7171
Hull . . . . .	1987	529	786	3302
Kingston . . . . .	1218	332	519	2069
Lakeville . . . . .	851	262	349	1462
Marion . . . . .	802	287	245	1334
Marshfield . . . . .	2665	925	675	4265
Mattapoisett . . . . .	1008	283	386	1677
Middleborough . . . . .	2588	785	1026	4399
Norwell . . . . .	1616	718	375	2709
Pembroke . . . . .	1787	651	502	2940
Plymouth . . . . .	3811	849	1871	6531
Plympton . . . . .	216	84	72	372
Rochester . . . . .	348	138	140	626
Rockland . . . . .	2830	943	1142	4915
Scituate . . . . .	3698	1156	1026	5880
Wareham . . . . .	1909	537	936	3382
W. Bridgewater . . . . .	1337	463	433	2233
Whitman . . . . .	2491	755	1033	4279
Totals . . . . .	64276	21192	24708	110176

## Suffolk County

BOSTON . . . . .	84777	30179	105506	220462
CHELSEA . . . . .	5112	1800	4969	11881
REVERE . . . . .	8525	3068	6448	18041
Winthrop . . . . .	4111	2042	2443	8596
Totals . . . . .	102525	37089	119366	258980

## Worcester County

Ashburnham . . . . .	725	156	314	1195
Athol . . . . .	2630	500	1384	4514
Auburn . . . . .	3748	996	1346	6090
Barre . . . . .	780	195	555	1530
Berlin . . . . .	384	141	169	694
Blackstone . . . . .	1266	359	652	2277
Bolton . . . . .	349	167	127	643
Boylston . . . . .	749	166	187	1102
Brookfield . . . . .	403	120	182	705
Charlton . . . . .	775	205	375	1355
Clinton . . . . .	2520	680	1820	5020
Douglas . . . . .	677	230	386	1293
Dudley . . . . .	1354	372	953	2679
E. Brookfield . . . . .	385	90	204	679
FITCHBURG . . . . .	9057	2072	4967	16096
GARDNER . . . . .	3885	1197	2406	7488

Question No. 3 — Proposed Amendment to the Constitution — Concluded

*Do you approve of the adoption of an amendment to the constitution summarized below which was approved by the General Court in a joint session of the two branches held June 11, 1965, received 232 votes in the affirmative and 18 in the negative, and in a joint session of the two branches held May 19, 1965, received 159 votes in the affirmative and 91 in the negative?*

Worcester County — Concluded

Cities and Towns	Yes	No	Blanks	Total Ballots
Grafton . . . . .	2189	546	1118	3853
Hardwick . . . . .	495	164	330	989
Harvard . . . . .	623	301	158	1082
Holden . . . . .	3606	755	788	5149
Hopedale . . . . .	1175	296	569	2040
Hubbardston . . . . .	302	101	164	567
Lancaster . . . . .	882	241	385	1508
Leicester . . . . .	1900	491	816	3207
LECOMINSTER . . . . .	6319	1810	3429	11558
Lunenburg . . . . .	1770	398	602	2770
Mendon . . . . .	521	193	273	987
Milford . . . . .	3406	1217	3435	8058
Millbury . . . . .	2402	651	1212	4265
Millville . . . . .	348	111	242	701
New Braintree . . . . .	111	24	49	184
No. Brookfield . . . . .	896	260	573	1729
Northborough . . . . .	1931	498	426	2855
Northbridge . . . . .	2296	616	1360	4272
Oakham . . . . .	159	46	65	270
Oxford . . . . .	1964	513	871	3348
Roxton . . . . .	814	239	196	1249
Petersham . . . . .	262	52	114	428
Phillipston . . . . .	162	35	54	251
Princeton . . . . .	377	101	115	593
Royalston . . . . .	159	37	65	261
Rutland . . . . .	644	169	178	991
Shrewsbury . . . . .	4750	1121	1607	7478
Southborough . . . . .	1156	411	391	1958
Southbridge . . . . .	3807	943	2604	7354
Spencer . . . . .	1819	457	1102	3378
Sterling . . . . .	861	211	275	1347
Sturbridge . . . . .	985	300	466	1751
Sutton . . . . .	845	302	386	1333
Templeton . . . . .	1151	305	471	1927
Upton . . . . .	766	231	404	1401
Uxbridge . . . . .	1768	505	1108	3381
Warren . . . . .	754	268	561	1583
Webster . . . . .	2827	791	2470	6088
W. Boylston . . . . .	1618	378	406	2402
W. Brookfield . . . . .	566	159	250	975
Westborough . . . . .	2292	706	737	3735
Westminster . . . . .	962	302	378	1642
Winchendon . . . . .	1326	325	654	2305
WORCESTER . . . . .	41053	10653	19791	71497
Totals . . . . .	134706	35879	67675	238260

SUMMARY

The proposed amendment authorizes the Commonwealth and the cities and towns therein to provide for municipal industrial development in such manner as the General Court may determine.

Aggregate of Votes

Counties	Yes	No	Blanks	Total
BARNSTABLE . . . . .	21479	5685	7047	34211
BERKSHIRE . . . . .	25233	12045	15306	52584
BRISTOL . . . . .	82553	23412	57368	163333
DUKES COUNTY . . . . .	1419	450	718	2627
ESSEX . . . . .	141113	47275	65004	253392
FRANKLIN . . . . .	12566	3899	4939	21204
HAMPDEN . . . . .	75543	26157	45008	147308
HAMPSHIRE . . . . .	21723	7854	9394	38971
MIDDLESEX . . . . .	285219	107833	124625	517677
NANTUCKET . . . . .	585	226	558	1369
NORFOLK . . . . .	136122	51226	49386	236734
PLYMOUTH . . . . .	64276	21192	24708	110176
SUFFOLK . . . . .	102225	37089	119366	258680
WORCESTER . . . . .	134706	35879	67675	238260
Totals . . . . .	1104862	380222	591742	2076826

## Question No. 4 — Proposed Amendment to the Constitution

*Do you approve of the adoption of an amendment to the constitution summarized below which was approved by the General Court in a joint session of the two branches held July 16, 1963, received 208 votes in the affirmative and 43 in the negative, and in a joint session of the two branches held May 19, 1965, received 219 votes in the affirmative and 59 in the negative?*

## Barnstable County

## SUMMARY

Cities and Towns	Yes	No	Blanks	Total Ballots
Barnstable . . . . .	5058	837	1762	7657
Bourne . . . . .	1797	336	594	2727
Brewster . . . . .	564	113	144	821
Chatham . . . . .	1515	196	367	2078
Dennis . . . . .	1721	301	631	2653
Eastham . . . . .	661	86	157	904
Falmouth . . . . .	3795	562	1222	5579
Harwich . . . . .	1742	268	420	2430
Mashpee . . . . .	206	41	120	367
Orleans . . . . .	1224	140	255	1619
Provincetown . . . . .	655	138	344	1137
Sandwich . . . . .	768	119	298	1185
Truro . . . . .	267	38	74	379
Wellfleet . . . . .	498	81	97	676
Yarmouth . . . . .	2860	436	703	3999
Totals . . . . .	23331	3692	7188	34211

## Berkshire County

Adams . . . . .	2481	645	1825	4951
Alford . . . . .	62	20	25	107
Becket . . . . .	149	50	50	249
Cheshire . . . . .	487	141	252	880
Clarksburg . . . . .	359	71	189	619
Dalton . . . . .	1712	373	512	2597
Egremont . . . . .	250	60	84	394
Florida . . . . .	107	47	74	228
Gt. Barrington . . . . .	1345	258	849	2452
Hancock . . . . .	94	34	47	175
Hinsdale . . . . .	285	84	136	505
Lanesborough . . . . .	619	178	217	1014
Lee . . . . .	951	233	594	1778
Lenox . . . . .	958	186	399	1543
Monterey . . . . .	158	28	45	231
Mt. Washington . . . . .	12	2	11	25
New Ashford . . . . .	43	10	14	67
New Marlborough . . . . .	143	50	69	262
No. ADAMS . . . . .	4061	858	2339	7258
Otis . . . . .	91	31	66	188
Peru . . . . .	34	19	16	69
PRRTSFIELD . . . . .	11947	2613	6695	21255
Richmond . . . . .	249	76	60	385
Sandisfield . . . . .	75	18	53	146
Savoy . . . . .	45	22	32	99
Sheffield . . . . .	479	99	184	762
Stockbridge . . . . .	578	93	167	838
Tyringham . . . . .	73	12	31	116
Washington . . . . .	48	36	25	109
W. Stockbridge . . . . .	218	62	146	426
Williamstown . . . . .	1955	240	497	2692
Windsor . . . . .	88	27	49	164
Totals . . . . .	30156	6676	15752	52584

## Bristol County

Acushnet . . . . .	1404	468	962	2834
ATTLEBORO . . . . .	6004	1292	2958	10254
Berkley . . . . .	283	81	191	555
Dartmouth . . . . .	4210	939	2314	7463
Dighton . . . . .	831	230	466	1527
Easton . . . . .	2525	545	1019	4089
Fairhaven . . . . .	3619	807	1819	6245
FALL RIVER . . . . .	15295	4364	19670	39329
Freetown . . . . .	688	196	331	1215
Mansfield . . . . .	2007	429	885	3321
NEW BEDFORD . . . . .	20463	5376	15198	41037
No. Attleborough . . . . .	3294	730	1793	5817
Norton . . . . .	1410	312	625	2347
Raynham . . . . .	1363	337	727	2427
Rehoboth . . . . .	1126	291	477	1894
Seekonk . . . . .	2004	605	1006	3615

The proposed amendment confers considerable authority upon cities and towns with respect to the conduct of municipal government, including the authority to adopt, repeal and amend city and town charters and, in accordance therewith, local ordinances and by-laws. The General Court retains general power to act in relation to cities and towns and classes thereof and, in some circumstances to enact special laws regarding a particular municipality, including laws for its incorporation, dissolution or merger. Cities and towns are not empowered to act with respect to general elections, taxation, pledges of credit, dispositions of park land, general civil relationships, the punishment of felonies, or the imposition of imprisonment except as the General Court may lawfully confer such powers upon them.



Question No. 4 — Proposed Amendment to the Constitution — Continued

*Do you approve of the adoption of an amendment to the constitution summarized below which was approved by the General Court in a joint session of the two branches held July 16, 1963, received 208 votes in the affirmative and 43 in the negative, and in a joint session of the two branches held May 19, 1965, received 219 votes in the affirmative and 39 in the negative?*

**Bristol County — Concluded**

Cities and Towns	Yes	No	Blanks	Total Ballots
Somerset . . . . .	3321	769	2345	6435
Swansea . . . . .	2491	663	1554	4708
TAUNTON . . . . .	7023	1618	6270	14911
Westport . . . . .	1564	455	1291	3310
Totals . . . . .	80925	20507	61901	163333

**Dukes County**

Chilmark . . . . .	83	21	29	133
Edgartown . . . . .	391	73	180	644
Gay Head . . . . .	20	4	26	50
Gosnold . . . . .	31	1	6	38
Oak Bluffs . . . . .	343	58	194	595
Tisbury . . . . .	618	117	226	961
West Tisbury . . . . .	136	27	43	206
Totals . . . . .	1622	301	704	2627

**Essex County**

Amesbury . . . . .	2367	709	1253	4329
Andover . . . . .	6467	991	1506	8964
BEVERLY . . . . .	9398	2005	3821	15224
Boxford . . . . .	1088	100	134	1322
Danvers . . . . .	6055	1309	2145	9509
Essex . . . . .	667	145	234	1046
Georgetown . . . . .	1302	215	347	1864
GLOUCESTER . . . . .	5506	1034	3375	9915
Groveland . . . . .	1154	248	414	1816
Hamilton . . . . .	2037	200	299	2536
HAVERHILL . . . . .	10010	2472	6223	18705
Ipswich . . . . .	2386	520	1192	4098
LAWRENCE . . . . .	14648	3898	10447	28993
LYNN . . . . .	21378	6605	9930	37913
Lynnfield . . . . .	3346	602	670	4618
Manchester . . . . .	1377	246	409	2032
Marblehead . . . . .	7210	1049	1538	9797
Merrimae . . . . .	857	243	394	1494
Methuen . . . . .	7386	2126	4142	13654
Middleton . . . . .	741	228	292	1261
Nahant . . . . .	1199	259	338	1796
Newbury . . . . .	1004	198	304	1506
NEWBURYPORT . . . . .	3196	765	1727	5688
No. Andover . . . . .	3618	735	1372	5725
PEABODY . . . . .	9594	2606	5088	17288
Rockport . . . . .	1534	328	656	2518
Rowley . . . . .	614	177	291	1082
SALEM . . . . .	8728	2756	5751	17235
Salisbury . . . . .	782	289	447	1518
Saugus . . . . .	5838	1844	1966	9648
Swampseott . . . . .	4174	683	1399	6256
Topsfield . . . . .	1404	172	168	1744
Wenham . . . . .	1141	140	128	1409
W. Newbury . . . . .	553	125	211	889
Totals . . . . .	148759	36022	68611	253392

**Franklin County**

Ashfield . . . . .	295	41	100	436
Bernardston . . . . .	320	72	99	491
Buckland . . . . .	417	74	204	695
Charlemont . . . . .	192	36	101	329
Colrain . . . . .	290	63	114	467
Conway . . . . .	206	60	82	348
Deerfield . . . . .	794	234	305	1333
Erving . . . . .	299	75	119	493
Gill . . . . .	266	50	61	377
Greenfield . . . . .	4297	1024	1448	6769
Hawley . . . . .	33	9	28	70
Heath . . . . .	60	18	25	103
Leverett . . . . .	224	34	37	295
Leyden . . . . .	66	27	37	130
Monroe . . . . .	26	18	24	68

**SUMMARY**

The proposed amendment confers considerable authority upon cities and towns with respect to the conduct of municipal government, including the authority to adopt, repeal and amend city and town charters and, in accordance therewith, local ordinances and by-laws. The General Court retains general power to act in relation to cities and towns and classes thereof and, in some circumstances to enact special laws regarding a particular municipality, including laws for its incorporation, dissolution or merger. Cities and towns are not empowered to act with respect to general elections, taxation, pledges of credit, dispositions of park land, general civil relationships, the punishment of felonies, or the imposition of imprisonment except as the General Court may lawfully confer such powers upon them.

## Question No. 4 — Proposed Amendment to the Constitution — Continued

*Do you approve of the adoption of an amendment to the constitution summarized below which was approved by the General Court in a joint session of the two branches held July 16, 1963, received 208 votes in the affirmative and 43 in the negative, and in a joint session of the two branches held May 19, 1965, received 219 votes in the affirmative and 39 in the negative?*

## Franklin County — Concluded

Cities and Towns	Yes	No	Blanks	Total Ballots
Montague . . . .	2081	433	854	3368
New Salem . . . .	109	23	45	177
Northfield . . . .	610	145	144	899
Orange . . . . .	1242	186	651	2079
Rowe . . . . .	82	27	25	134
Shelburne . . . .	482	86	201	769
Shutesbury . . . .	111	12	21	144
Sunderland . . . .	308	78	136	522
Warwick . . . . .	101	20	48	169
Wendell . . . . .	48	11	38	97
Whately . . . . .	273	46	123	442
Totals . . . . .	13232	2902	5070	21204

## SUMMARY

The proposed amendment confers considerable authority upon cities and towns with respect to the conduct of municipal government, including the authority to adopt, repeal and amend city and town charters and, in accordance therewith, local ordinances and by-laws. The General Court retains general power to act in relation to cities and towns and classes thereof and, in some circumstances to enact special laws regarding a particular municipality, including laws for its incorporation, dissolution or merger. Cities and towns are not empowered to act with respect to general elections, taxation, pledges of credit, dispositions of park land, general civil relationships, the punishment of felonies, or the imposition of imprisonment except as the General Court may lawfully confer such powers upon them.

## Hamden County

Agawam . . . . .	4358	917	1528	6803
Eastford . . . . .	164	62	62	288
Brimfield . . . . .	350	100	150	600
Chester . . . . .	187	42	114	343
CHICOPEE . . . . .	10560	3369	6640	20569
E. Longmeadow . . . .	3059	467	841	4367
Granville . . . . .	211	49	92	352
Hamden . . . . .	796	142	170	1103
Holland . . . . .	191	39	80	310
HOLYOKE . . . . .	9277	2434	6793	18504
Longmeadow . . . . .	4927	462	626	6015
Ludlow . . . . .	3172	921	1439	5532
Monson . . . . .	1213	305	687	2205
Montgomery . . . . .	109	24	31	164
Palmer . . . . .	2243	615	1514	4372
Russell . . . . .	224	72	147	443
Southwick . . . . .	1155	312	322	1789
SPRINGFIELD . . . . .	26673	4832	19024	50529
Tolland . . . . .	31	13	16	60
Wales . . . . .	155	41	65	261
W. Springfield . . . . .	5812	1156	2348	9316
WESTFIELD . . . . .	5762	1274	2624	9660
Wilbraham . . . . .	2709	457	552	3718
Totals . . . . .	83338	18105	45865	147308

## Hampshire County

Amherst . . . . .	3088	314	500	3902
Belchertown . . . . .	976	236	321	1533
Chesterfield . . . . .	126	40	77	243
Cummington . . . . .	163	50	61	274
Easthampton . . . . .	2901	807	1634	5342
Goshen . . . . .	133	29	57	219
Granby . . . . .	1021	237	263	1521
Hadley . . . . .	782	220	417	1419
Hatfield . . . . .	567	140	380	1087
Huntington . . . . .	336	70	160	566
Middlefield . . . . .	68	10	23	101
NORTHAMPTON . . . . .	6135	1212	2855	10202
Pelham . . . . .	257	35	55	347
Plainfield . . . . .	58	15	36	109
So. Hadley . . . . .	3790	781	1243	5814
Southampton . . . . .	640	173	232	1045
Ware . . . . .	1888	584	1366	3838
Westhampton . . . . .	188	41	44	273
Williamsburg . . . . .	575	100	203	878
Worthington . . . . .	168	37	53	258
Totals . . . . .	23860	5131	9980	38971

## Middlesex County

Acton . . . . .	2774	502	532	3808
Arlington . . . . .	16113	3775	5055	24943
Ashby . . . . .	486	76	173	735
Ashland . . . . .	1808	474	643	2925
Ayer . . . . .	869	214	377	1460

Question No. 4 — Proposed Amendment to the Constitution — Continued

Do you approve of the adoption of an amendment to the constitution summarized below which was approved by the General Court in a joint session of the two branches held July 16, 1963, received 208 votes in the affirmative and 43 in the negative, and in a joint session of the two branches held May 19, 1965, received 219 votes in the affirmative and 39 in the negative?

Middlesex County — Concluded

SUMMARY

Cities and Towns	Yes	No	Blanks	Total Ballots
Bedford . . . . .	2967	468	465	3900
Belmont . . . . .	9603	1910	2808	14321
Billerica . . . . .	4650	1291	1347	7288
Boxborough . . . . .	327	62	69	458
Burlington . . . . .	4570	1166	1164	6900
CAMBRIDGE . . . . .	20674	5171	10285	36130
Carlisle . . . . .	688	86	115	889
Chelmsford . . . . .	6398	1159	1487	9044
Concord . . . . .	4539	471	879	5889
Dracut . . . . .	3539	1281	1697	6517
Dunstable . . . . .	255	66	91	412
EVERETT . . . . .	6913	2502	9268	18683
Frammingham . . . . .	13205	2482	3934	19621
Groton . . . . .	1170	218	395	1783
Holliston . . . . .	2148	479	602	3229
Hopkinton . . . . .	1228	282	529	2039
Hudson . . . . .	3157	696	1325	5178
Lexington . . . . .	8786	1319	2219	12324
Lincoln . . . . .	1665	176	198	2039
Littleton . . . . .	1307	292	349	1948
LOWELL . . . . .	20410	5137	11264	36811
MALDEN . . . . .	12598	3419	7073	23090
MARLBOROUGH . . . . .	5273	1399	2573	9245
Maynard . . . . .	1965	459	1092	3516
MEDFORD . . . . .	14893	4059	8452	27404
MELROSE . . . . .	8078	1981	3219	13278
Natick . . . . .	7253	2094	2021	11368
NEWTON . . . . .	28072	4563	8323	40958
No. Reading . . . . .	2517	530	665	3712
Pepperell . . . . .	988	295	433	1716
Reading . . . . .	6486	950	1323	8759
Sherborn . . . . .	852	112	142	1106
Shirley . . . . .	621	126	322	1069
SOMERVILLE . . . . .	17949	5281	10816	34046
Stoneham . . . . .	5050	1192	1748	7990
Stow . . . . .	787	165	270	1222
Sudbury . . . . .	3051	480	466	3997
Tewksbury . . . . .	3767	915	1102	5784
Townsend . . . . .	922	159	347	1428
Tyngsborough . . . . .	785	255	380	1420
Wakefield . . . . .	7189	1429	2446	11064
WALTHAM . . . . .	9609	2268	7600	19537
Watertown . . . . .	9822	2188	4256	16266
Wayland . . . . .	3869	495	607	4971
Westford . . . . .	1955	483	778	3216
Weston . . . . .	3654	389	449	4492
Wilmington . . . . .	3480	824	979	5283
Winchester . . . . .	6514	963	1749	9226
WOBURN . . . . .	7081	2760	3399	13240
Totals . . . . .	315389	71988	130300	517677

The proposed amendment confers considerable authority upon cities and towns with respect to the conduct of municipal government, including the authority to adopt, repeal and amend city and town charters and, in accordance therewith, local ordinances and by-laws. The General Court retains general power to act in relation to cities and towns and classes thereof and, in some circumstances to enact special laws regarding a particular municipality, including laws for its incorporation, dissolution or merger. Cities and towns are not empowered to act with respect to general elections, taxation, pledges of credit, dispositions of park land, general civil relationships, the punishment of felonies, or the imposition of imprisonment except as the General Court may lawfully confer such powers upon them.

Nantucket County

Nantucket . . . . .	638	156	575	1369
---------------------	-----	-----	-----	------

Norfolk County

Avon . . . . .	1175	291	511	1977
Bellingham . . . . .	1935	676	1003	3614
Braintree . . . . .	9883	2316	2648	14847
Brookline . . . . .	13489	2210	9341	25040
Canton . . . . .	4264	938	1201	6403
Cohasset . . . . .	2192	329	491	3012
Dedham . . . . .	7112	1640	2786	11538
Dover . . . . .	1533	149	166	1848
Foxborough . . . . .	2696	547	734	3977
Franklin . . . . .	3190	742	1536	5468
Holbrook . . . . .	2526	631	887	4044
Medfield . . . . .	1928	297	423	2648
Medway . . . . .	1592	400	589	2581
Millis . . . . .	1268	290	409	1967
Milton . . . . .	9658	1820	756	14234

## Question No. 4 — Proposed Amendment to the Constitution — Continued

*Do you approve of the adoption of an amendment to the constitution summarized below which was approved by the General Court in a joint session of the two branches held July 16, 1963, received 208 votes in the affirmative and 43 in the negative, and in a joint session of the two branches held May 19, 1965, received 219 votes in the affirmative and 39 in the negative?*

## Norfolk County — Concluded

Cities and Towns	Yes	No	Blanks	Total Ballots
Needham . . . . .	9530	1517	2153	13200
Norfolk . . . . .	827	169	246	1242
Norwood . . . . .	7893	1595	2565	12053
Plainville . . . . .	942	247	288	1477
QUINCY . . . . .	22417	6531	9603	38551
Randolph . . . . .	5780	1242	2115	9137
Sharon . . . . .	3465	554	762	4781
Stoughton . . . . .	4516	1078	1592	7186
Walpole . . . . .	4357	756	1187	6300
Wellesley . . . . .	9360	1179	1580	12119
Westwood . . . . .	4059	702	800	5561
Weymouth . . . . .	12637	3293	4078	20008
Wrentham . . . . .	1251	265	405	1921
Totals . . . . .	151475	32404	52855	236734

## SUMMARY

The proposed amendment confers considerable authority upon cities and towns with respect to the conduct of municipal government, including the authority to adopt, repeal and amend city and town charters and, in accordance therewith, local ordinances and by-laws. The General Court retains general power to act in relation to cities and towns and classes thereof and, in some circumstances to enact special laws regarding a particular municipality, including laws for its incorporation, dissolution or merger. Cities and towns are not empowered to act with respect to general elections, taxation, pledges of credit, dispositions of park land, general civil relationships, the punishment of felonies, or the imposition of imprisonment except as the General Court may lawfully confer such powers upon them.

## Plymouth County

Abington . . . . .	2804	670	1051	4525
Bridgewater . . . . .	2018	501	987	3506
BROCKTON . . . . .	16923	4653	8853	30429
Carver . . . . .	404	140	245	789
Duxbury . . . . .	1955	250	454	2659
E. Bridgewater . . . . .	1607	373	794	2774
Halifax . . . . .	633	169	221	1023
Hanover . . . . .	1968	382	543	2893
Hanson . . . . .	1253	310	469	2032
Hingham . . . . .	5232	820	1119	7171
Hull . . . . .	1916	508	878	3302
Kingston . . . . .	1268	235	566	2069
Lakeville . . . . .	871	195	396	1462
Marion . . . . .	999	138	197	1334
Marshfield . . . . .	2930	596	739	4265
Mattapoisett . . . . .	1086	185	406	1677
Middleborough . . . . .	2711	610	1078	4399
Norwell . . . . .	1877	423	409	2709
Pembroke . . . . .	1961	424	555	2940
Plymouth . . . . .	3717	731	2083	6531
Plympton . . . . .	234	57	81	372
Rochester . . . . .	357	121	148	626
Rockland . . . . .	2955	718	1242	4915
Scituate . . . . .	4105	664	1111	5880
Wareham . . . . .	1964	451	967	3382
W. Bridgewater . . . . .	1398	360	475	2233
Whitman . . . . .	2538	604	1137	4279
Totals . . . . .	67684	15288	27204	110176

## Suffolk County

BOSTON . . . . .	91806	21817	106839	220462
CHELSEA . . . . .	5117	1545	5219	11881
REVERE . . . . .	8498	2717	6826	18041
Winthrop . . . . .	4571	1680	2345	8596
Totals . . . . .	109992	27759	121229	258980

## Worcester County

Ashburnham . . . . .	712	146	337	1195
Athol . . . . .	2575	443	1496	4514
Auburn . . . . .	3766	794	1530	6090
Barre . . . . .	762	173	595	1530
Berlin . . . . .	430	85	179	694
Blackstone . . . . .	1212	348	717	2277
Bolton . . . . .	416	81	146	643
Boylston . . . . .	745	139	218	1102
Brookfield . . . . .	417	91	197	705
Charlton . . . . .	772	175	408	1355
Clinton . . . . .	2514	573	1933	5020
Douglas . . . . .	680	202	411	1293
Dudley . . . . .	1295	374	1010	2679
E. Brookfield . . . . .	388	73	218	679
FITCHBURG . . . . .	8939	1759	5398	16096
GARDNER . . . . .	3845	1001	2642	7488

## Question No. 4 — Proposed Amendment to the Constitution — Concluded

*Do you approve of the adoption of an amendment to the constitution summarized below which was approved by the General Court in a joint session of the two branches held July 16, 1963, received 208 votes in the affirmative and 43 in the negative, and in a joint session of the two branches held May 19, 1965, received 219 votes in the affirmative and 39 in the negative?*

## Worcester County — Concluded

Cities and Towns	Yes	No	Blanks	Total Ballots
Grafton . . . . .	2148	509	1196	3853
Hardwick . . . . .	495	154	340	989
Harvard . . . . .	763	154	165	1082
Holden . . . . .	3830	494	825	5149
Hopedale . . . . .	1200	226	614	2040
Hubbardston . . . . .	331	68	168	567
Lancaster . . . . .	868	205	435	1508
Leicester . . . . .	1841	469	897	3207
LEOMINSTER . . . . .	6835	1169	3554	11558
Lunenburg . . . . .	1820	288	662	2770
Mendon . . . . .	545	145	297	987
Milford . . . . .	3394	1042	3622	8058
Millbury . . . . .	2337	593	1335	4265
Millville . . . . .	327	114	260	701
New Braintree . . . . .	115	19	50	184
No. Brookfield . . . . .	891	224	614	1729
Northborough . . . . .	2015	347	493	2855
Northbridge . . . . .	2394	612	1266	4272
Oakham . . . . .	159	41	70	270
Oxford . . . . .	1927	467	954	3348
Paxton . . . . .	847	177	225	1249
Petersham . . . . .	263	39	126	428
Phillipston . . . . .	152	37	62	251
Princeton . . . . .	412	51	130	593
Royalston . . . . .	160	32	69	261
Rutland . . . . .	683	122	186	991
Shrewsbury . . . . .	4883	819	1776	7478
Southborough . . . . .	1297	246	415	1958
Southbridge . . . . .	3769	820	2765	7354
Spencer . . . . .	1725	432	1221	3378
Sterling . . . . .	898	173	276	1347
Sturbridge . . . . .	1038	203	510	1751
Sutton . . . . .	865	222	446	1533
Templeton . . . . .	1142	243	542	1927
Upton . . . . .	806	166	429	1401
Uxbridge . . . . .	1731	467	1183	3381
Warren . . . . .	771	210	602	1583
Webster . . . . .	2690	759	2639	6088
W. Boylston . . . . .	1674	283	445	2402
W. Brookfield . . . . .	581	133	261	975
Westborough . . . . .	2597	391	747	3735
Westminster . . . . .	1006	230	406	1642
Winchendon . . . . .	1343	259	703	2305
WORCESTER . . . . .	41171	8345	21481	71497
Totals . . . . .	136207	29156	72897	238260

## SUMMARY

The proposed amendment confers considerable authority upon cities and towns with respect to the conduct of municipal government, including the authority to adopt, repeal and amend city and town charters and, in accordance therewith, local ordinances and by-laws. The General Court retains general power to act in relation to cities and towns and classes thereof and, in some circumstances to enact special laws regarding a particular municipality, including laws for its incorporation, dissolution or merger. Cities and towns are not empowered to act with respect to general elections, taxation, pledges of credit, dispositions of park land, general civil relationships, the punishment of felonies, or the imposition of imprisonment except as the General Court may lawfully confer such powers upon them.

## Aggregate of Votes

Counties	Yes	No	Blanks	Total
BARNSTABLE . . . . .	23331	3692	7188	34211
BERKSHIRE . . . . .	30156	6676	15752	52584
BRISTOL . . . . .	80925	20507	61901	163333
DUKES COUNTY . . . . .	1622	301	704	2627
ESSEX . . . . .	148759	36022	68611	253392
FRANKLIN . . . . .	13232	2902	5070	21204
HAMPDEN . . . . .	83338	18105	45865	147303
HAMPSHIRE . . . . .	23860	5131	9930	38971
MIDDLESEX . . . . .	315389	71988	130300	517677
NANTUCKET . . . . .	638	156	575	1369
NORFOLK . . . . .	151475	32404	52855	236734
PLYMOUTH . . . . .	67684	15288	27204	110176
SUFFOLK . . . . .	109992	27759	121229	258980
WORCESTER . . . . .	136207	29156	72897	238260
Totals . . . . .	1186608	270087	620131	2076826

## Question No. 5 — Law Submitted Upon Referendum After Passage

Do you approve of a law summarized below, which was approved in the House of Representatives by a vote of 118 in the affirmative and 102 in the negative and was approved in the Senate by a vote of 21 in the affirmative and 16 in the negative?

## Barnstable County

Cities and Towns	Yes	No	Blanks	Total Ballots
Barnstable . . . .	5645	1160	852	7657
Bourne . . . . .	1973	425	329	2727
Brewster . . . . .	588	172	61	821
Chatham . . . . .	1541	354	183	2078
Dennis . . . . .	1923	466	264	2653
Eastham . . . . .	650	164	90	904
Falmouth . . . . .	3923	950	706	5579
Harwich . . . . .	1847	382	201	2430
Mashpee . . . . .	215	85	67	367
Orleans . . . . .	1276	202	141	1619
Provincetown . . . .	639	264	234	1137
Sandwich . . . . .	833	222	130	1185
Truro . . . . .	255	96	28	379
Wellfleet . . . . .	464	151	61	676
Yarmouth . . . . .	3200	535	264	3999
Totals . . . . .	24972	5628	3611	34211

## Berkshire County

Adams . . . . .	2847	944	1160	4951
Alford . . . . .	80	11	16	107
Becket . . . . .	158	51	40	249
Cheshire . . . . .	554	189	137	880
Clarksburg . . . . .	375	136	108	619
Dalton . . . . .	1999	439	259	2597
Egremont . . . . .	274	72	48	394
Florida . . . . .	118	66	44	228
Gt. Barrington . . . .	1515	399	538	2452
Hancock . . . . .	95	45	35	175
Hinsdale . . . . .	341	100	64	505
Lanesborough . . . . .	665	218	131	1014
Lee . . . . .	1003	209	566	1778
Lenox . . . . .	981	241	321	1543
Monterey . . . . .	155	45	31	231
Mt. Washington . . . .	17	4	4	25
New Ashford . . . . .	46	8	13	67
New Marlborough . . . .	151	63	48	262
No. Adams . . . . .	4619	1320	1319	7258
Otis . . . . .	81	56	51	188
Peru . . . . .	38	21	10	69
PITTSFIELD . . . . .	13225	2580	5450	21255
Richmond . . . . .	245	93	47	385
Sandisfield . . . . .	67	35	44	146
Savoy . . . . .	49	35	15	99
Sheffield . . . . .	518	127	117	762
Stockbridge . . . . .	542	194	102	838
Tyringham . . . . .	76	25	15	116
Washington . . . . .	51	42	16	109
W. Stockbridge . . . . .	244	90	92	426
Williamstown . . . . .	1870	490	332	2692
Windsor . . . . .	87	50	27	164
Totals . . . . .	32986	8398	11200	52584

## Bristol County

Acushnet . . . . .	1840	602	392	2834
ATTLEBORO . . . . .	7774	1388	1092	10254
Berkley . . . . .	396	84	75	555
Dartmouth . . . . .	5034	1444	985	7463
Dighton . . . . .	1008	316	203	1527
Easton . . . . .	3219	526	344	4089
Fairhaven . . . . .	4430	1098	717	6245
FALL RIVER . . . . .	22855	5894	10580	39329
Freetown . . . . .	809	250	156	1215
Mansfield . . . . .	2443	486	392	3321
NEW BENFORD . . . . .	25903	8074	7060	41037
No. Attleborough . . . .	3983	984	850	5817
Norton . . . . .	1778	327	242	2347
Raynham . . . . .	1810	372	245	2427
Rehoboth . . . . .	1085	501	308	1894
Seekonk . . . . .	2270	795	550	3615
Somerset . . . . .	4117	1203	1115	6435
Swansea . . . . .	3166	826	716	4708
TAUNTON . . . . .	10364	2168	2379	14911
Westport . . . . .	2101	613	596	3310
Totals . . . . .	106385	27951	28997	163333

## SUMMARY

The Act imposes a temporary tax upon all retail sales of tangible personal property at the rate of three per cent of the selling price. Sales of certain items are exempted from the tax, including but not limited to sales of food products for human use, articles of clothing, prescription medicines, agricultural machinery and certain publications. The statute contains specific provisions relating to the registration of vendors, the filing of returns and the payment of the amounts collected by such vendors. Vendors may apply to the State Tax Commission for abatements of the amounts owed where they believe such amounts to be excessive, and decisions of the Commission on such applications may be reviewed by the Appellate Tax Board. The Commissioner of Corporations and Taxation shall have the usual powers and remedies provided for tax collection for the collection of the taxes imposed by this section. The State Tax Commission shall issue regulations necessary for proper administration and enforcement of the section.

The Act further imposes a temporary excise upon the storage, use or other consumption in Massachusetts of tangible personal property at the rate of three per cent of the sales price of such property. Sales upon which the retail sales tax described above has been imposed, or which are exempt from the retail sales tax, shall be exempt from the use tax. Sales upon which a tax has been paid in another jurisdiction shall also be exempt. Assessment, abatement and collection of the use tax shall be governed by the provisions which relate to the tax upon retail sales. The tax upon retail sales and the excise upon storage, use or other consumption shall be effective during the period from April 1, 1966 to December 31, 1967.

Each qualified taxpayer shall be entitled to a credit of four dollars for himself, four dollars for his spouse and eight dollars for each qualified dependent, but such credit shall not be allowed if the taxable income of such individual and his spouse exceeds five thousand dollars for the year. In addition to the taxes described above, the Act provides for new excises upon certain banks; new taxes upon the income of certain corporations; new taxes upon cigarettes; a room occupancy excise upon rent paid for the use of hotel rooms and other lodging places; and excises upon sales of certain alcoholic beverages.

The Act creates the Local Aid Fund for the purpose of providing educational assistance, and authorizes the periodic distribution of amounts from such Fund to the cities and towns. In addition, the Act contains a variety of provisions relating to the program of State aid to public schools, and to its administration.

Question No. 5 — Law Submitted Upon Referendum After Passage — Continued

Do you approve of a law summarized below, which was approved in the House of Representatives by a vote of 118 in the affirmative and 102 in the negative and was approved in the Senate by a vote of 21 in the affirmative and 16 in the negative?

Dukes County

Cities and Towns	Yes	No	Blanks	Total Ballots
Chilmark . . . .	73	41	19	133
Edgartown . . . .	449	96	99	644
Gay Head . . . .	24	7	19	50
Gosnold . . . .	32	3	3	38
Oak Bluffs . . . .	352	116	127	595
Tisbury . . . .	596	194	171	961
West Tisbury . . . .	125	53	28	206
Totals . . . .	1651	510	466	2627

Essex County

Amesbury . . . .	2980	520	829	4329
Andover . . . .	6960	1298	706	8964
BEVERLY . . . .	10856	2819	1549	15224
Boxford . . . .	1084	169	69	1322
Danvers . . . .	7014	1782	713	9509
Essex . . . .	762	184	100	1046
Georgetown . . . .	1448	280	136	1864
GLOUCESTER . . . .	7070	1521	1324	9915
Groveland . . . .	1404	286	126	1816
Hamilton . . . .	2035	298	203	2536
HAVERHILL . . . .	12798	3057	2850	18705
Ipswich . . . .	2829	663	606	4098
LAWRENCE . . . .	16575	6893	5525	28993
LYNN . . . .	24453	9004	4456	37913
Lynnfield . . . .	3691	714	213	4618
Manchester . . . .	1611	257	164	2032
Marblehead . . . .	7824	1425	548	9797
Merrimac . . . .	1083	258	153	1494
Methuen . . . .	8218	3544	1892	13654
Middleton . . . .	858	290	113	1261
Nahant . . . .	1333	336	127	1796
Newbury . . . .	1120	254	132	1506
NEWBURYPORT . . . .	3838	706	1144	5688
No. Andover . . . .	3908	1227	590	5725
PEABODY . . . .	10197	4893	2198	17288
Rockport . . . .	1788	344	386	2518
Rowley . . . .	757	209	116	1082
SALEM . . . .	9576	5358	2301	17235
Salisbury . . . .	948	368	202	1518
Saugus . . . .	6827	2125	696	9648
Swampscott . . . .	4444	914	898	6256
Topsfield . . . .	1447	221	76	1744
Wenham . . . .	1105	225	79	1409
W. Newbury . . . .	650	152	87	889
Totals . . . .	169491	52594	31307	253392

Franklin County

Ashfield . . . .	340	59	37	436
Barnardston . . . .	356	95	40	491
Buckland . . . .	488	120	87	695
Charlemont . . . .	232	56	41	329
Colrain . . . .	317	97	53	467
Conway . . . .	265	44	39	348
Deerfield . . . .	885	291	157	1333
Erving . . . .	357	85	51	493
Gill . . . .	268	86	23	377
Greenfield . . . .	4912	782	1075	6769
Hawley . . . .	48	8	14	70
Heath . . . .	76	16	11	103
Leverett . . . .	214	51	30	295
Leyden . . . .	69	45	16	130
Monroe . . . .	48	7	13	68
Montague . . . .	2401	582	385	3368
New Salem . . . .	139	22	16	177
Northfield . . . .	632	196	71	899
Orange . . . .	1716	157	206	2079
Rowe . . . .	76	47	11	134
Shelburne . . . .	573	98	98	769
Shutesbury . . . .	99	27	18	144
Sunderland . . . .	346	108	68	522
Warwick . . . .	126	25	18	169
Wendell . . . .	62	24	11	97
Whately . . . .	335	69	38	442
Totals . . . .	15380	3197	2627	21204

SUMMARY

The Act imposes a temporary tax upon all retail sales of tangible personal property at the rate of three per cent of the selling price. Sales of certain items are exempted from the tax, including but not limited to sales of food products for human use, articles of clothing, prescription medicines, agricultural machinery and certain publications. The statute contains specific provisions relating to the registration of vendors, the filing of returns and the payment of the amounts collected by such vendors. Vendors may apply to the State Tax Commission for abatements of the amounts owed where they believe such amounts to be excessive, and decisions of the Commission on such applications may be reviewed by the Appellate Tax Board. The Commissioner of Corporations and Taxation shall have the usual powers and remedies provided for tax collection for the collection of the taxes imposed by this section. The State Tax Commission shall issue regulations necessary for proper administration and enforcement of the section.

The Act further imposes a temporary excise upon the storage, use or other consumption in Massachusetts of tangible personal property at the rate of three per cent of the sales price of such property. Sales upon which the retail sales tax described above has been imposed, or which are exempt from the retail sales tax, shall be exempt from the use tax. Sales upon which a tax has been paid in another jurisdiction shall also be exempt. Assessment, abatement and collection of the use tax shall be governed by the provisions which relate to the tax upon retail sales. The tax upon retail sales and the excise upon storage, use or other consumption shall be effective during the period from April 1, 1966 to December 31, 1967.

Each qualified taxpayer shall be entitled to a credit of four dollars for himself, four dollars for his spouse and eight dollars for each qualified dependent, but such credit shall not be allowed if the taxable income of such individual and his spouse exceeds five thousand dollars for the year. In addition to the taxes described above, the Act provides for new excises upon certain banks; new taxes upon the income of certain corporations; new taxes upon cigarettes; a room occupancy excise upon rent paid for the use of hotel rooms and other lodging places; and excises upon sales of certain alcoholic beverages.

The Act creates the Local Aid Fund for the purpose of providing educational assistance, and authorizes the periodic distribution of amounts from such Fund to the cities and towns. In addition, the Act contains a variety of provisions relating to the program of State aid to public schools, and to its administration.

## Question No. 5 — Law Submitted Upon Referendum After Passage — Continued

Do you approve of a law summarized below, which was approved in the House of Representatives by a vote of 118 in the affirmative and 102 in the negative and was approved in the Senate by a vote of 21 in the affirmative and 16 in the negative?

Hampden County				
Cities and Towns	Yes	No	Blanks	Total Ballots
Agawam . . . . .	5063	1084	656	6803
Blandford . . . . .	197	67	24	288
Brimfield . . . . .	388	143	69	600
Chester . . . . .	199	92	52	343
CHICOPEE . . . . .	13369	3957	3243	20569
E. Longmeadow . . . . .	3221	441	705	4367
Granville . . . . .	202	104	46	352
Hampden . . . . .	846	193	69	1108
Holland . . . . .	194	77	39	310
HOLYOKE . . . . .	11004	2640	4860	18504
Longmeadow . . . . .	5018	721	276	6015
Ludlow . . . . .	3828	1120	584	5532
Monson . . . . .	1405	428	372	2205
Montgomery . . . . .	120	36	8	164
Palmer . . . . .	2551	1010	811	4372
Russell . . . . .	274	115	54	443
Southwick . . . . .	1226	419	144	1789
SPRINGFIELD . . . . .	31793	5595	13141	50529
Tolland . . . . .	33	17	10	60
Wales . . . . .	159	84	18	261
W. Springfield . . . . .	6420	1294	1602	9316
WESTFIELD . . . . .	6463	2292	905	9660
Wilbraham . . . . .	2829	651	238	3718
Totals . . . . .	96802	22580	27926	147308

Hampshire County				
Cities and Towns	Yes	No	Blanks	Total Ballots
Amherst . . . . .	3129	498	275	3902
Belchertown . . . . .	1139	246	148	1533
Chesterfield . . . . .	158	43	42	243
Cummington . . . . .	176	65	33	274
Easthampton . . . . .	3737	930	675	5342
Goshen . . . . .	150	38	31	219
Granby . . . . .	1160	241	120	1521
Hadley . . . . .	953	257	209	1419
Hatfield . . . . .	730	172	185	1087
Huntington . . . . .	369	120	77	566
Middlefield . . . . .	72	18	11	101
NORTHAMPTON . . . . .	7413	1380	1409	10202
Pelham . . . . .	246	73	28	347
Plainfield . . . . .	75	17	17	109
So. Hadley . . . . .	4637	703	474	5814
Southampton . . . . .	765	175	105	1045
Ware . . . . .	2147	934	757	3838
Westhampton . . . . .	203	55	15	273
Williamsburg . . . . .	729	82	67	878
Worthington . . . . .	177	49	32	258
Totals . . . . .	28165	6096	4710	38971

Middlesex County				
Cities and Towns	Yes	No	Blanks	Total Ballots
Acton . . . . .	3066	528	214	3808
Arlington . . . . .	18092	4629	2222	24943
Ashby . . . . .	561	108	66	735
Ashland . . . . .	2225	516	184	2925
Ayer . . . . .	1018	290	152	1460
Bedford . . . . .	2992	644	264	3900
Belmont . . . . .	10858	2253	1210	14321
Billerica . . . . .	5174	1547	567	7288
Boxborough . . . . .	349	79	30	458
Burlington . . . . .	4975	1492	433	6900
CAMBRIDGE . . . . .	22597	8000	5533	36130
Carlisle . . . . .	725	113	51	889
Chelmsford . . . . .	6815	1622	607	9044
Concord . . . . .	4527	606	756	5889
Dracut . . . . .	4104	1684	729	6517
Dunstable . . . . .	298	73	41	412
EVERETT . . . . .	8726	3256	6701	18683
Framingham . . . . .	14336	3664	1621	19621
Groton . . . . .	1364	276	143	1783
Holliston . . . . .	2526	457	246	3229
Hopkinton . . . . .	1423	408	208	2039
Hudson . . . . .	3652	1001	525	5178
Lexington . . . . .	9396	1257	1671	12324
Lincoln . . . . .	1635	292	114	2041

## SUMMARY

The Act imposes a temporary tax upon all retail sales of tangible personal property at the rate of three per cent of the selling price. Sales of certain items are exempted from the tax, including but not limited to sales of food products for human use, articles of clothing, prescription medicines, agricultural machinery and certain publications. The statute contains specific provisions relating to the registration of vendors, the filing of returns and the payment of the amounts collected by such vendors. Vendors may apply to the State Tax Commission for abatements of the amounts owed where they believe such amounts to be excessive, and decisions of the Commission on such applications may be reviewed by the Appellate Tax Board. The Commissioner of Corporations and Taxation shall have the usual powers and remedies provided for tax collection for the collection of the taxes imposed by this section. The State Tax Commission shall issue regulations necessary for proper administration and enforcement of the section.

The Act further imposes a temporary excise upon the storage, use or other consumption in Massachusetts of tangible personal property at the rate of three per cent of the sales price of such property. Sales upon which the retail sales tax described above has been imposed, or which are exempt from the retail sales tax, shall be exempt from the use tax. Sales upon which a tax has been paid in another jurisdiction shall also be exempt. Assessment, abatement and collection of the use tax shall be governed by the provisions which relate to the tax upon retail sales. The tax upon retail sales and the excise upon storage, use or other consumption shall be effective during the period from April 1, 1966 to December 31, 1967.

Each qualified taxpayer shall be entitled to a credit of four dollars for himself, four dollars for his spouse and eight dollars for each qualified dependent, but such credit shall not be allowed if the taxable income of such individual and his spouse exceeds five thousand dollars for the year. In addition to the taxes described above, the Act provides for new excises upon certain banks; new taxes upon the income of certain corporations; new taxes upon cigarettes; a room occupancy excise upon rent paid for the use of hotel rooms and other lodging places; and excises upon sales of certain alcoholic beverages.

The Act creates the Local Aid Fund for the purpose of providing educational assistance, and authorizes the periodic distribution of amounts from such Fund to the cities and towns. In addition, the Act contains a variety of provisions relating to the program of State aid to public schools, and to its administration.



Question No. 5 — Law Submitted Upon Referendum After Passage — Continued

Do you approve of a law summarized below, which was approved in the House of Representatives by a vote of 118 in the affirmative and 102 in the negative and was approved in the Senate by a vote of 21 in the affirmative and 16 in the negative?

Middlesex County — Concluded

Cities and Towns	Yes	No	Blanks	Total Ballots
Littleton . . . . .	1463	356	129	1948
LOWELL . . . . .	23804	7360	5647	36811
MALDEN . . . . .	15606	4413	3071	23090
MARLBOROUGH . . . . .	6543	1661	1041	9245
Maynard . . . . .	2278	737	501	3516
MEDFORD . . . . .	18726	4702	3976	27404
MELROSE . . . . .	9616	2715	947	13278
Natick . . . . .	8330	1501	1537	11368
NEWTON . . . . .	31680	5899	3379	40958
No. Reading . . . . .	2756	662	294	3712
Peppercell . . . . .	1135	356	225	1716
Reading . . . . .	7272	1034	453	8759
Sherborn . . . . .	889	156	61	1106
Shirley . . . . .	720	184	165	1069
SOMERVILLE . . . . .	20802	7684	5560	34046
Stoneham . . . . .	5909	1386	695	7990
Stow . . . . .	910	221	90	1221
Sudbury . . . . .	3162	470	365	3997
Tewksbury . . . . .	4307	1088	359	5784
Townsend . . . . .	1107	204	117	1428
Tyngsborough . . . . .	895	365	160	1420
Wakefield . . . . .	8078	1865	1121	11064
WALTHAM . . . . .	10845	2469	6223	19537
Watertown . . . . .	11587	2890	1789	16266
Wayland . . . . .	3968	753	250	4971
Westford . . . . .	2245	659	312	3216
Weston . . . . .	3850	451	191	4492
Wilmington . . . . .	3652	1206	425	5283
Winechester . . . . .	6777	1051	1398	9226
WOBURN . . . . .	7635	2640	2965	13240
Totals . . . . .	357981	91933	67764	517678

Nantucket County

Nantucket . . . . .	673	367	329	1369
---------------------	-----	-----	-----	------

Norfolk County

Avon . . . . .	1539	254	184	1977
Bellingham . . . . .	2118	1009	487	3614
Braintree . . . . .	11155	2480	1012	14847
Brookline . . . . .	14769	3184	7087	25040
Canton . . . . .	4718	1172	513	6403
Cohasset . . . . .	2452	367	193	3012
Dedham . . . . .	8208	2181	1149	11538
Dover . . . . .	1548	209	91	1848
Foxborough . . . . .	3256	508	213	3977
Franklin . . . . .	4016	799	653	5468
Holbrook . . . . .	3033	658	353	4044
Medfield . . . . .	2111	347	190	2648
Medway . . . . .	1786	526	269	2581
Millis . . . . .	1447	360	160	1967
Milton . . . . .	10435	2538	1261	14234
Needham . . . . .	10812	1663	725	13200
Norfolk . . . . .	912	245	85	1242
Norwood . . . . .	8692	2124	1237	12053
Plainville . . . . .	1140	204	133	1477
QUINCY . . . . .	24979	8776	4796	38551
Randolph . . . . .	6610	1759	768	9137
Sharon . . . . .	3786	746	249	4781
Stoughton . . . . .	5477	1108	601	7186
Walpole . . . . .	4807	955	538	6300
Wellesley . . . . .	9979	1421	719	12119
Westwood . . . . .	4456	765	340	5561
Weymouth . . . . .	14553	3977	1478	20008
Wrentham . . . . .	1445	327	149	1921
Totals . . . . .	170239	40862	25633	236734

Plymouth County

Abington . . . . .	3483	656	386	4525
Bridgewater . . . . .	2515	511	480	3506
BROCKTON . . . . .	21895	5088	3446	30429
Carver . . . . .	518	164	107	789
Duxbury . . . . .	2266	236	157	2659

SUMMARY

The Act imposes a temporary tax upon all retail sales of tangible personal property at the rate of three per cent of the selling price. Sales of certain items are exempted from the tax, including but not limited to sales of food products for human use, articles of clothing, prescription medicines, agricultural machinery and certain publications. The statute contains specific provisions relating to the registration of vendors, the filing of returns and the payment of the amounts collected by such vendors. Vendors may apply to the State Tax Commission for abatements of the amounts owed where they believe such amounts to be excessive, and decisions of the Commission on such applications may be reviewed by the Appellate Tax Board. The Commissioner of Corporations and Taxation shall have the usual powers and remedies provided for tax collection for the collection of the taxes imposed by this section. The State Tax Commission shall issue regulations necessary for proper administration and enforcement of the section.

The Act further imposes a temporary excise upon the storage, use or other consumption in Massachusetts of tangible personal property at the rate of three per cent of the sales price of such property. Sales upon which the retail sales tax described above has been imposed, or which are exempt from the retail sales tax, shall be exempt from the use tax. Sales upon which a tax has been paid in another jurisdiction shall also be exempt. Assessment, abatement and collection of the use tax shall be governed by the provisions which relate to the tax upon retail sales. The tax upon retail sales and the excise upon storage, use or other consumption shall be effective during the period from April 1, 1966 to December 31, 1967.

Each qualified taxpayer shall be entitled to a credit of four dollars for himself, four dollars for his spouse and eight dollars for each qualified dependent, but such credit shall not be allowed if the taxable income of such individual and his spouse exceeds five thousand dollars for the year. In addition to the taxes described above, the Act provides for new excises upon certain banks; new taxes upon the income of certain corporations; new taxes upon eigarettes; a room occupancy excise upon rent paid for the use of hotel rooms and other lodging places; and excises upon sales of certain alcoholic beverages.

The Act creates the Local Aid Fund for the purpose of providing educational assistance, and authorizes the periodic distribution of amounts from such Fund to the cities and towns. In addition, the Act contains a variety of provisions relating to the program of State aid to public schools and to its administration.

Question No. 5 — Law Submitted Upon Referendum After Passage — Continued

Do you approve of a law summarized below, which was approved in the House of Representatives by a vote of 118 in the affirmative and 102 in the negative and was approved in the Senate by a vote of 21 in the affirmative and 16 in the negative?

Plymouth County — Concluded

Cities and Towns	Yes	No	Blanks	Total Ballots
E. Bridgewater . . . . .	2077	440	257	2774
Halifax . . . . .	712	237	74	1023
Hanover . . . . .	2238	459	196	2893
Hanson . . . . .	1568	300	164	2032
Hingham . . . . .	5682	1035	454	7171
Hull . . . . .	2386	571	345	3302
Kingston . . . . .	1457	344	268	2069
Lakeville . . . . .	1058	231	173	1462
Marion . . . . .	1080	176	78	1334
Marshfield . . . . .	3301	675	289	4265
Mattapoisett . . . . .	1242	254	181	1677
Middleborough . . . . .	3342	539	518	4399
Norwell . . . . .	2108	459	142	2709
Pembroke . . . . .	2340	423	177	2940
Plymouth . . . . .	4249	1145	1137	6531
Plympton . . . . .	275	68	29	372
Rochester . . . . .	468	110	48	626
Rockland . . . . .	3616	827	472	4915
Scituate . . . . .	4584	853	443	5880
Wareham . . . . .	2115	707	560	3382
W. Bridgewater . . . . .	1772	279	182	2233
Whitman . . . . .	3335	535	409	4279
Totals . . . . .	81682	17322	11172	110176

Suffolk County

BOSTON . . . . .	117645	33039	69778	220462
CHELSEA . . . . .	6902	2209	2770	11881
REVERE . . . . .	10662	4169	3210	18041
Winthrop . . . . .	5348	1464	1784	8596
Totals . . . . .	140557	40881	77542	258980

Worcester County

Ashburnham . . . . .	907	176	112	1195
Athol . . . . .	3462	406	646	4514
Auburn . . . . .	4376	1077	637	6090
Barre . . . . .	944	275	311	1530
Berlin . . . . .	535	89	70	694
Blackstone . . . . .	1220	549	508	2277
Bolton . . . . .	472	110	61	643
Boylston . . . . .	900	135	67	1102
Brookfield . . . . .	574	73	58	705
Charlton . . . . .	930	237	188	1355
Clinton . . . . .	3065	964	991	5020
Douglas . . . . .	803	278	212	1293
Dudley . . . . .	1703	517	459	2679
E. Brookfield . . . . .	487	92	100	679
FITCHBURG . . . . .	11354	2533	2209	16096
GARDNER . . . . .	5328	1150	1010	7488
Grafton . . . . .	2619	672	562	3853
Hardwick . . . . .	613	196	180	989
Harvard . . . . .	837	173	72	1082
Holden . . . . .	4305	506	338	5149
Hopedale . . . . .	1407	376	257	2040
Hubbardston . . . . .	437	82	48	567
Lancaster . . . . .	1086	245	177	1508
Leicester . . . . .	2234	570	403	3207
LEOMINSTER . . . . .	8343	1547	1668	11558
Lunenburg . . . . .	2207	352	211	2770
Mendon . . . . .	675	193	119	987
Milford . . . . .	4260	2021	1777	8058
Millbury . . . . .	2848	822	595	4265
Millville . . . . .	374	146	181	701
New Braintree . . . . .	126	34	24	184
No. Brookfield . . . . .	1136	305	288	1729
Northborough . . . . .	2289	391	175	2855
Northbridge . . . . .	2777	637	858	4272
Oakham . . . . .	199	44	27	270
Oxford . . . . .	2391	531	426	3348
Paxton . . . . .	981	192	76	1249
Petersham . . . . .	322	38	68	428
Phillipston . . . . .	176	56	19	251
Princeton . . . . .	476	68	49	593

SUMMARY

The Act imposes a temporary tax upon all retail sales of tangible personal property at the rate of three per cent of the selling price. Sales of certain items are exempted from the tax, including but not limited to sales of food products for human use, articles of clothing, prescription medicines, agricultural machinery and certain publications. The statute contains specific provisions relating to the registration of vendors, the filing of returns and the payment of the amounts collected by such vendors. Vendors may apply to the State Tax Commission for abatements of the amounts owed where they believe such amounts to be excessive, and decisions of the Commission on such applications may be reviewed by the Appellate Tax Board. The Commissioner of Corporations and Taxation shall have the usual powers and remedies provided for tax collection for the collection of the taxes imposed by this section. The State Tax Commission shall issue regulations necessary for proper administration and enforcement of the section.

The Act further imposes a temporary excise upon the storage, use or other consumption in Massachusetts of tangible personal property at the rate of three per cent of the sales price of such property. Sales upon which the retail sales tax described above has been imposed, or which are exempt from the retail sales tax, shall be exempt from the use tax. Sales upon which a tax has been paid in another jurisdiction shall also be exempt. Assessment, abatement and collection of the use tax shall be governed by the provisions which relate to the tax upon retail sales. The tax upon retail sales and the excise upon storage, use or other consumption shall be effective during the period from April 1, 1966 to December 31, 1967.

Each qualified taxpayer shall be entitled to a credit of four dollars for himself, four dollars for his spouse and eight dollars for each qualified dependent, but such credit shall not be allowed if the taxable income of such individual and his spouse exceeds five thousand dollars for the year. In addition to the taxes described above, the Act provides for new excises upon certain banks; new taxes upon the income of certain corporations; new taxes upon cigarettes; a room occupancy excise upon rent paid for the use of hotel rooms and other lodging places; and excises upon sales of certain alcoholic beverages.

The Act creates the Local Aid Fund for the purpose of providing educational assistance, and authorizes the periodic distribution of amounts from such Fund to the cities and towns. In addition, the Act contains a variety of provisions relating to the program of State aid to public schools and to its administration.

Question No. 5 — Law Submitted Upon Referendum After Passage — Concluded

Do you approve of a law summarized below, which was approved in the House of Representatives by a vote of 118 in the affirmative and 102 in the negative and was approved in the Senate by a vote of 21 in the affirmative and 16 in the negative?

Worcester County — Concluded

Cities and Towns	Yes	No	Blanks	Total Ballots
Royalston . . .	207	30	24	261
Rutland . . .	765	148	78	991
Shrewsbury . . .	5507	1176	795	7478
Southborough . . .	1519	278	161	1958
Southbridge . . .	4620	1180	1554	7354
Spencer . . .	2051	720	607	3378
Sterling . . .	1007	225	115	1347
Sturbridge . . .	1201	257	293	1751
Sutton . . .	1043	311	179	1533
Templeton . . .	1492	259	176	1927
Upton . . .	986	249	175	1401
Uxbridge . . .	2118	615	648	3381
Warren . . .	892	340	351	1583
Webster . . .	3602	1141	1345	6088
W. Boylston . . .	1921	317	164	2402
W. Brookfield . . .	674	205	96	975
Westborough . . .	2941	456	338	3735
Westminster . . .	1221	284	137	1642
Winchendon . . .	1781	281	243	2305
WORCESTER . . .	48410	13239	9848	71497
Totals . . .	164136	40560	33364	238260

SUMMARY

The Act imposes a temporary tax upon all retail sales of tangible personal property at the rate of three per cent of the selling price. Sales of certain items are exempted from the tax, including but not limited to sales of food products for human use, articles of clothing, prescription medicines, agricultural machinery and certain publications. The statute contains specific provisions relating to the registration of vendors, the filing of returns and the payment of the amounts collected by such vendors. Vendors may apply to the State Tax Commission for abatements of the amounts owed where they believe such amounts to be excessive, and decisions of the Commission on such applications may be reviewed by the Appellate Tax Board. The Commissioner of Corporations and Taxation shall have the usual powers and remedies provided for tax collection for the collection of the taxes imposed by this section. The State Tax Commission shall issue regulations necessary for proper administration and enforcement of the section.

The Act further imposes a temporary excise upon the storage, use or other consumption in Massachusetts of tangible personal property at the rate of three per cent of the sales price of such property. Sales upon which the retail sales tax described above has been imposed, or which are exempt from the retail sales tax, shall be exempt from the use tax. Sales upon which a tax has been paid in another jurisdiction shall also be exempt. Assessment, abatement and collection of the use tax shall be governed by the provisions which relate to the tax upon retail sales. The tax upon retail sales and the excise upon storage, use or other consumption shall be effective during the period from April 1, 1966 to December 31, 1967.

Each qualified taxpayer shall be entitled to a credit of four dollars for himself, four dollars for his spouse and eight dollars for each qualified dependent, but such credit shall not be allowed if the taxable income of such individual and his spouse exceeds five thousand dollars for the year. In addition to the taxes described above, the Act provides for new excises upon certain banks; new taxes upon the income of certain corporations; new taxes upon cigarettes; a room occupancy excise upon rent paid for the use of hotel rooms and other lodging places; and excises upon sales of certain alcoholic beverages.

The Act creates the Local Aid Fund for the purpose of providing educational assistance, and authorizes the periodic distribution of amounts from such Fund to the cities and towns. In addition, the Act contains a variety of provisions relating to the program of State aid to public schools and to its administration.

Aggregate of Votes

Counties	Yes	No	Blanks	Total
BARNSTABLE . . .	24972	5628	3611	34211
BERKSHIRE . . .	32986	8398	11200	52584
BRISTOL . . .	106385	27951	28997	163333
DUKES COUNTY . . .	1651	510	466	2627
ESSEX . . .	169491	52594	31307	253392
FRANKLIN . . .	15380	3197	2627	21204
HAMPDEN . . .	96802	22580	27926	147308
HAMPSHIRE . . .	28165	6096	4710	38971
MIDDLESEX . . .	357981	91933	67763	517677
NANTUCKET . . .	673	367	329	1369
NORFOLK . . .	170239	40862	25633	236734
PLYMOUTH . . .	81682	17322	11172	110176
SUFFOLK . . .	140557	40881	77542	258980
WORCESTER . . .	164136	40560	33564	238260
Totals . . .	1391100	358879	326847	2076826

## Question No. 6

*Do you approve of an act passed by the General Court in the year nineteen hundred and sixty-six, entitled "An Act imposing a temporary tax on retail sales, and a temporary excise upon the storage, use or other consumption, of certain tangible personal property, revising and imposing certain other taxes and excises, establishing the Local Aid Fund, and providing for the distribution of funds therefrom to cities and towns?"*

## Barnstable County

Cities and Towns	Yes	No	Blanks	Total Ballots
Barnstable	4603	1437	1617	7657
Bourne	1644	546	537	2727
Brewster	483	195	143	821
Chatham	1295	427	356	2078
Dennis	1564	544	545	2653
Eastham	558	216	130	904
Falmouth	3084	1257	1238	5579
Harwich	1490	507	433	2430
Mashpee	175	92	100	367
Orleans	1016	299	304	1619
Provincetown	527	296	314	1137
Sandwich	684	226	275	1185
Truro	200	90	89	379
Wellfleet	357	198	121	676
Yarmouth	2676	682	641	3999
Totals	20356	7012	6843	34211

## Berkshire County

Adams	2497	1069	1385	4951
Alford	75	19	13	107
Becket	128	64	57	249
Cheshire	466	199	215	880
Clarksburg	315	153	151	619
Dalton	1612	590	395	2597
Egremont	239	89	66	394
Florida	92	74	62	228
Gt. Barrington	1290	525	637	2452
Hancock	92	47	36	175
Hinsdale	278	121	106	505
Lanesborough	572	281	161	1014
Lee	874	306	598	1778
Lenox	876	331	336	1543
Monterey	135	51	45	231
Mt. Washington	10	7	8	25
New Ashford	39	13	15	67
New Marlborough	141	70	51	262
NORTH ADAMS	3851	1574	1833	7258
Otis	50	68	70	188
Peru	33	29	7	69
PITTSFIELD	10800	3621	6834	21255
Richmond	230	103	52	385
Sandisfield	54	37	55	146
Savoy	38	37	24	99
Sheffield	442	163	157	762
Stockbridge	461	231	146	838
Tyringham	58	30	28	116
Washington	41	48	20	109
W. Stockbridge	239	94	93	426
Williamstown	1622	603	467	2692
Windsor	69	59	36	164
Totals	27719	10706	14159	52584

## Bristol County

Acushnet	1318	752	764	2834
ATTLEBORO	5748	1941	2565	10254
Berkley	303	111	141	555
Dartmouth	3720	1789	1954	7463
Dighton	754	358	415	1527
Easton	2537	733	819	4089
Fairhaven	3308	1445	1492	6245
FALL RIVER	16452	6523	16354	39329
Freetown	635	314	266	1215
Mansfield	1899	664	758	3321
NEW BEDFORD	18385	9911	12741	41037
No. Attleborough	3045	1121	1651	5817
Norton	1352	413	582	2347
Raynham	1285	495	647	2427
Rehoboth	909	536	449	1894
Seekonk	1676	1033	906	3615

Question No. 6 — Continued

*Do you approve of an act passed by the General Court in the year nineteen hundred and sixty-six, entitled "An Act imposing a temporary tax on retail sales, and a temporary excise upon the storage, use or other consumption, of certain tangible personal property, revising and imposing certain other taxes and excises, establishing the Local Aid Fund, and providing for the distribution of funds therefrom to cities and towns"?*

**Bristol County — Concluded**

Cities and Towns	Yes	No	Blanks	Total Ballots
Somerset . . . . .	3151	1358	1926	6435
Swansea . . . . .	2500	1019	1189	4708
TAUNTON . . . . .	6729	2606	5576	14911
Westport . . . . .	1515	704	1091	3310
Totals . . . . .	77221	33826	52286	163333

**Dukes County**

Chilmark . . . . .	55	50	28	133
Edgartown . . . . .	374	111	159	644
Gay Head . . . . .	20	6	24	50
Gosnold . . . . .	23	9	6	38
Oak Bluffs . . . . .	306	123	166	595
Tisbury . . . . .	490	252	219	961
West Tisbury . . . . .	102	61	43	206
Totals . . . . .	1370	612	645	2627

**Essex County**

Amesbury . . . . .	2473	684	1172	4329
Andover . . . . .	5859	1703	1402	8964
BEVERLY . . . . .	8505	3496	3223	15224
Boxford . . . . .	877	277	168	1322
Danvers . . . . .	5493	2281	1735	9509
Essex . . . . .	588	237	221	1046
Georgetown . . . . .	1166	360	338	1864
GLOUCESTER . . . . .	5211	1866	2838	9915
Groveland . . . . .	1106	388	322	1816
Hamilton . . . . .	1632	464	440	2536
HAVERHILL . . . . .	9915	3747	5043	18705
Ipswich . . . . .	2235	842	1021	4098
LAWRENCE . . . . .	12700	7177	9116	28993
LYNN . . . . .	19544	10559	7810	37913
Lynnfield . . . . .	3019	1015	584	4618
Manchester . . . . .	1346	343	343	2032
Marblehead . . . . .	6306	2019	1472	9797
Merrimac . . . . .	867	313	314	1494
Methuen . . . . .	6495	3829	3330	13654
Middleton . . . . .	671	360	230	1261
Nahant . . . . .	1086	448	262	1796
Newbury . . . . .	928	323	255	1506
NEWBURYPORT . . . . .	3102	865	1721	5688
No. Andover . . . . .	3170	1376	1179	5725
PEABODY . . . . .	7874	5384	4030	17288
Rockport . . . . .	1429	496	593	2518
Rowley . . . . .	591	257	234	1082
SALEM . . . . .	7119	5485	4631	17235
Salisbury . . . . .	780	390	348	1518
Saugus . . . . .	5245	2740	1663	9648
Swampscott . . . . .	3681	1195	1380	6256
Topsfield . . . . .	1173	371	200	1744
Wenham . . . . .	880	328	201	1409
W. Newbury . . . . .	533	179	177	889
Totals . . . . .	133599	61797	57996	253392

**Franklin County**

Ashfield . . . . .	282	70	84	436
Bernardston . . . . .	307	107	77	491
Buckland . . . . .	403	135	157	695
Charlemont . . . . .	193	62	74	329
Colrain . . . . .	267	104	96	467
Conway . . . . .	223	54	71	348
Deerfield . . . . .	779	317	237	1333
Erving . . . . .	296	88	109	493
Gill . . . . .	229	109	39	377
Greenfield . . . . .	4299	1166	1304	6769
Hawley . . . . .	38	10	22	70
Heath . . . . .	57	18	28	103
Leverett . . . . .	179	59	57	295
Leyden . . . . .	52	43	35	130
Monroe . . . . .	33	11	24	68

## Question No. 6 — Continued

*Do you approve of an act passed by the General Court in the year nineteen hundred and s.a.t.y-s. x, entitled "An Act imposing a temporary tax on retail sales, and a temporary exc. se upon the storage, use or other consumption, of certain tangible personal property, revising and impos ng certain other taxes and excises, establishing the Local Aid Fund, and provid ng for the distribution of funds therefrom to cities and towns"?*

## Franklin County — Concluded

Cities and Towns	Yes	No	Blanks	Total Ballots
Montague . . . . .	1561	685	722	3268
New Salem . . . . .	108	32	37	177
Northfield . . . . .	532	231	136	899
Orange . . . . .	1229	283	567	2079
Rowe . . . . .	65	44	25	134
Shelburne . . . . .	492	119	158	769
Shutesbury . . . . .	77	39	28	144
Sunderland . . . . .	297	112	113	522
Warwick . . . . .	99	34	36	169
Wendell . . . . .	48	23	26	97
Whately . . . . .	247	93	102	442
Totals . . . . .	12792	4048	4364	21204

## Hampden County

Agawam . . . . .	3954	1578	1291	6803
Blandford . . . . .	176	92	40	288
Brimfield . . . . .	324	160	116	600
Chester . . . . .	163	105	75	343
CHICOPEE . . . . .	9773	4954	5842	20669
E. Longmeadow . . . . .	2387	737	1243	4367
Granville . . . . .	179	115	78	372
Hampden . . . . .	690	255	163	1108
Holland . . . . .	158	86	66	310
HOLYOKE . . . . .	7407	3317	7780	18504
Longmeadow . . . . .	4412	963	640	6015
Ludlow . . . . .	2990	1357	1185	5532
Monson . . . . .	1112	519	574	2205
Montgomery . . . . .	82	56	26	164
Palmer . . . . .	2009	1105	1258	4372
Russell . . . . .	208	119	116	443
Southwick . . . . .	1022	504	263	1789
SPRINGFIELD . . . . .	22534	7571	20424	50529
Tolland . . . . .	28	17	15	60
Wales . . . . .	124	81	56	261
W. Springfield . . . . .	5190	1766	2360	9316
WESTFIELD . . . . .	4980	2509	2171	9660
Wilbraham . . . . .	2327	816	575	3718
Totals . . . . .	72189	28762	46357	147308

## Hampshire County

Amherst . . . . .	2585	727	590	3902
Belchertown . . . . .	879	361	293	1533
Chesterfield . . . . .	126	51	66	243
Cummington . . . . .	176	68	50	274
Easthampton . . . . .	2788	1205	1349	5342
Gosben . . . . .	113	59	47	219
Cranby . . . . .	930	355	236	1521
Hadley . . . . .	731	321	367	1419
Hatfield . . . . .	519	241	327	1087
Huntington . . . . .	296	136	134	566
Middlefield . . . . .	60	27	14	101
NORTHAMPTON . . . . .	5793	1910	2499	10202
Pellam . . . . .	189	90	68	347
Plainfield . . . . .	59	29	21	109
So. Hadley . . . . .	3657	1146	1011	5814
Southampton . . . . .	620	226	199	1045
Ware . . . . .	1602	1043	1193	3838
Westhampton . . . . .	158	66	49	273
Williamsburg . . . . .	565	141	172	878
Worthington . . . . .	146	65	47	258
Totals . . . . .	21972	8267	8732	38971

## Middlesex County

Acton . . . . .	2541	840	427	3808
Arlington . . . . .	13934	6608	4401	24943
Ashby . . . . .	452	150	133	735
Ashland . . . . .	1704	714	507	2925
Ayer . . . . .	761	371	328	1460

Question No. 6 — Continued

*Do you approve of an act passed by the General Court in the year nineteen hundred and sixty-six, entitled "An Act imposing a temporary tax on retail sales, and a temporary excise upon the storage, use or other consumption, of certain tangible personal property, rev. sing and imposing certain other taxes and excises, establishing the Local Aid Fund, and providing for the distribution of funds therefrom to cities and towns"?*

Middlesex County — Concluded

Cities and Towns	Yes	No	Blanks	Total Ballots
Bedford	2467	914	519	3900
Belmont	8612	3113	2596	14321
Billerica	4010	2156	1122	7288
Boxborough	296	96	66	458
Burlington	4015	1960	925	6900
CAMBRIDGE	18121	9330	8679	36130
Carlisle	592	164	133	889
Chelmsford	5471	2298	1275	9044
Concord	3894	882	1113	5889
Dracut	2917	2252	1348	6517
Dunstable	235	95	82	412
EVERETT	5889	3779	9015	18683
Framingham	11568	4588	3465	19621
Groton	1066	386	331	1783
Holliston	2096	661	472	3229
Hopkinton	1079	516	444	2039
Hudson	2786	1258	1134	5178
Lexington	7140	2237	2947	12324
Lincoln	1390	405	244	2039
Littleton	1155	479	314	1948
LOWELL	16859	10681	9271	36811
MALDEN	11926	5543	5621	23090
MARLBOROUGH	5008	2263	1974	9245
Maynard	1744	861	911	3516
MEDFORD	13655	6429	7320	27404
MELROSE	7863	2604	2811	13278
Natick	7326	2092	1950	11368
NEWTON	25342	8494	7122	40958
No. Reading	2357	865	490	3712
Pepperell	930	445	341	1716
Reading	5680	1749	1330	8759
Sherborn	737	212	157	1106
Shirley	536	246	287	1069
SOMERVILLE	16030	9168	8848	34046
Stoneham	4581	1919	1490	7990
Stow	711	305	206	1222
Sudbury	2782	698	517	3997
Tewksbury	3410	1511	863	5784
Townsend	838	298	292	1428
Tyngsborough	670	457	293	1420
Wakefield	6279	2571	2214	11064
WALTHAM	7860	3349	8328	19537
Watertown	8660	3823	3783	16266
Wayland	3227	1202	542	4971
Westford	1733	851	632	3216
Weston	3318	734	440	4492
Wilmington	2811	1591	881	5283
Winchester	5656	1611	1959	9226
WOBURN	6737	3368	3135	13240
Totals	279457	122192	116028	517677

Nantucket County

Nantucket	506	203	660	1369
-----------	-----	-----	-----	------

Norfolk County

Avon	1191	371	415	1977
Bellingham	1704	1106	804	3614
Braintree	9300	3472	2075	14847
Brookline	10443	3926	10671	25040
Canton	3909	1466	1028	6403
Cohasset	2107	522	383	3012
Dedham	6456	2798	2284	11538
Dover	1385	271	192	1848
Foxborough	2564	811	602	3977
Franklin	3088	1085	1295	5468
Holbrook	2449	874	721	4044
Medfield	1773	482	393	2648
Medway	1422	648	511	2581
Millis	1165	457	345	1967
Milton	8381	3316	2537	14234

## Question No. 6 — Continued

*Do you approve of an act passed by the General Court in the year nineteen hundred and sixty-six, entitled "An Act imposing a temporary tax on retail sales, and a temporary excise upon the storage, use or other consumption, of certain tangible personal property, revising and imposing certain other taxes and excises, establishing the Local Aid Fund, and providing for the distribution of funds therefrom to cities and towns"?*

## Norfolk County — Concluded

Cities and Towns	Yes	No	Blanks	Total Ballots
Needham . . . . .	8761	2518	1921	13200
Norfolk . . . . .	709	328	205	1242
Norwood . . . . .	7043	2726	2284	12053
Plainville . . . . .	900	289	288	1477
QUINCY . . . . .	20345	10505	7701	38551
Randolph . . . . .	5237	2224	1676	9137
Sharon . . . . .	3038	1090	653	4781
Stoughton . . . . .	4435	1548	1203	7186
Walpole . . . . .	4018	1305	977	6300
Wellesley . . . . .	8463	2081	1575	12119
Westwood . . . . .	3730	1142	689	5561
Weymouth . . . . .	11789	5130	3089	20008
Wrentham . . . . .	1122	447	352	1921
Totals . . . . .	136927	52938	46869	236734

## Plymouth County

Abington . . . . .	2697	959	869	4525
Bridgewater . . . . .	1976	683	847	3506
BROCKTON . . . . .	16471	6822	7136	30429
Carver . . . . .	387	205	197	789
Duxbury . . . . .	1830	399	430	2659
E. Bridgewater . . . . .	1481	628	665	2774
Halifax . . . . .	586	267	170	1023
Hanover . . . . .	1826	601	466	2893
Hanson . . . . .	1214	428	390	2032
Hingham . . . . .	4852	1367	952	7171
Hull . . . . .	1902	727	673	3302
Kingston . . . . .	1200	423	446	2069
Lakeville . . . . .	824	321	317	1462
Marion . . . . .	814	278	242	1334
Marshfield . . . . .	2697	933	635	4265
Mattapoisett . . . . .	944	365	368	1677
Middleborough . . . . .	2676	820	903	4399
Norwell . . . . .	1730	602	377	2709
Pembroke . . . . .	1889	613	438	2940
Plymouth . . . . .	3524	1348	1659	6531
Plympton . . . . .	226	90	56	372
Rochester . . . . .	334	162	130	626
Rockland . . . . .	2789	1116	1010	4915
Scituate . . . . .	3674	1225	981	5880
Wareham . . . . .	1659	832	891	3382
W. Bridgewater . . . . .	1387	463	383	2233
Whitman . . . . .	2644	707	928	4279
Totals . . . . .	64233	23384	22559	110176

## Suffolk County

BOSTON . . . . .	77772	34731	107959	220462
CHELSEA . . . . .	5024	2398	4459	11881
REVERE . . . . .	7888	4581	5572	18041
Winthrop . . . . .	4436	1933	2227	8596
Totals . . . . .	95120	43643	120217	258980

## Worcester County

Ashburnham . . . . .	701	231	263	1195
Athol . . . . .	2693	587	1234	4514
Auburn . . . . .	3489	1369	1232	6090
Barre . . . . .	767	272	491	1530
Berlin . . . . .	410	144	140	694
Blackstone . . . . .	1063	608	606	2277
Bolton . . . . .	365	155	123	643
Boylston . . . . .	741	189	172	1102
Brookfield . . . . .	408	125	172	705
Charlton . . . . .	748	284	323	1355
Clinton . . . . .	2326	1041	1653	5020
Douglas . . . . .	649	291	353	1293
Dudley . . . . .	1263	539	877	2679
E. Brookfield . . . . .	399	101	179	679
FITCHBURG . . . . .	8482	3025	4589	16096
GARDNER . . . . .	3963	1381	2144	7488



Question No. 6 — Concluded

*Do you approve of an act passed by the General Court in the year nineteen hundred and sixty-six, entitled "An Act imposing a temporary tax on retail sales, and a temporary excise upon the storage, use or other consumption, of certain tangible personal property, revising and imposing certain other taxes and excises, establishing the Local Aid Fund, and providing for the distribution of funds therefrom to cities and towns"?*

Worcester County — Concluded

Cities and Towns	Yes	No	Blanks	Total Ballots
Grafton . . . . .	2030	783	1040	3853
Hardwick . . . . .	528	190	271	989
Harvard . . . . .	714	225	143	1082
Holden . . . . .	3568	807	774	5149
Hopedale . . . . .	1028	469	543	2040
Hubbardston . . . . .	297	107	163	567
Lancaster . . . . .	806	366	336	1508
Leicester . . . . .	1788	711	708	3207
LEOMINSTER . . . . .	6417	2064	3077	11558
Lunenburg . . . . .	1648	542	580	2770
Mendon . . . . .	511	231	245	987
Milford . . . . .	2999	1956	3103	8058
Millbury . . . . .	2138	1019	1108	4265
Millville . . . . .	307	179	215	701
New Braintree . . . . .	101	45	38	184
North Brookfield . . . . .	836	380	513	1729
Northborough . . . . .	1921	520	414	2855
Northbridge . . . . .	2387	770	1115	4272
Oakham . . . . .	155	55	60	270
Oxford . . . . .	1902	685	761	3348
Paxton . . . . .	815	233	201	1249
Petersham . . . . .	278	61	89	428
Phillipston . . . . .	128	65	58	251
Princeton . . . . .	374	103	116	593
Royalston . . . . .	168	33	60	261
Rutland . . . . .	618	208	165	991
Shrewsbury . . . . .	4393	1490	1595	7478
Southborough . . . . .	1179	404	375	1958
Southbridge . . . . .	3608	1317	2429	7354
Spencer . . . . .	1554	788	1036	3378
Sterling . . . . .	801	295	251	1347
Sturbridge . . . . .	977	329	445	1751
Sutton . . . . .	804	377	352	1533
Templeton . . . . .	1133	363	431	1927
Upton . . . . .	716	314	371	1401
Uxbridge . . . . .	1700	662	1019	3381
Warren . . . . .	689	385	509	1583
Webster . . . . .	2510	1251	2327	6088
W. Boylston . . . . .	1565	445	392	2402
W. Brookfield . . . . .	528	233	214	975
Westborough . . . . .	2338	712	685	3735
Westminster . . . . .	896	380	366	1642
Winchendon . . . . .	1380	357	568	2305
WORCESTER . . . . .	37448	15819	18230	71497
Totals . . . . .	127138	49070	62052	238260

Aggregate of Votes

Counties	Yes	No	Blanks	Total
BARNSTABLE . . . . .	20356	7012	6843	34211
BERKSHIRE . . . . .	27719	10706	14159	52584
BRISTOL . . . . .	77221	33826	52286	163333
DUKES COUNTY . . . . .	1370	612	645	2627
ESSEX . . . . .	133599	61797	57996	253392
FRANKLIN . . . . .	12792	4048	4364	21204
HAMPDEN . . . . .	72189	28762	46357	147308
HAMPSHIRE . . . . .	21972	8267	8732	38971
MIDDLESEX . . . . .	279457	122192	116028	517677
NANTUCKET . . . . .	506	203	660	1369
NORFOLK . . . . .	136927	52938	46869	236734
PLYMOUTH . . . . .	64233	23384	22559	110176
SUFFOLK . . . . .	95120	43643	120217	258980
WORCESTER . . . . .	127138	49070	62052	238260
Totals . . . . .	1070599	446460	559767	2076826

## Question No. 7 (A)

*Shall licenses be granted in this city (or town) for the sale therein of all alcoholic beverages (whisky, rum, gin, malt beverages, wines and all other alcoholic beverages)?*

Cities and Towns	Yes	No	Blanks	Total Ballots
Abington . . . . .	3230	843	452	4525
Acton . . . . .	1909	1651	248	3808
Acushnet . . . . .	2100	302	432	2834
Adams . . . . .	3713	369	869	4951
Agawam . . . . .	4805	1254	744	6803
Alford . . . . .	42	62	3	107
Amesbury . . . . .	2545	559	1195	4329
Amherst . . . . .	2943	638	321	3902
Andover . . . . .	6738	1332	594	8964
Arlington . . . . .	4566	18534	1843	24943
Ashburnham . . . . .	840	240	115	1195
Ashby . . . . .	524	138	73	735
Ashfield . . . . .	253	130	53	436
Ashland . . . . .	2176	530	219	2925
Athol . . . . .	3285	576	653	4514
ATTIEBORO . . . . .	7725	1200	1329	10254
Auburn . . . . .	4391	1030	669	6090
Avon . . . . .	1421	324	232	1977
Ayer . . . . .	927	373	160	1460
Barnstable . . . . .	5353	1175	1129	7657
Barre . . . . .	983	206	341	1530
Becket . . . . .	184	36	29	249
Bedford . . . . .	1244	2174	482	3900
Belchertown . . . . .	1104	266	163	1533
Bellingham . . . . .	2580	519	515	3614
Belmont . . . . .	2727	10357	1237	14321
Berkley . . . . .	359	107	89	555
Berlin . . . . .	438	191	65	694
Bernardston . . . . .	342	122	27	491
EVERLY . . . . .	11157	2204	1863	15224
Billerica . . . . .	4786	1981	521	7288
Blackstone . . . . .	1522	304	451	2277
Blandford . . . . .	122	149	17	288
Bolton . . . . .	234	362	47	643
BOSTON . . . . .	95729	22555	102178	220462
Bourne . . . . .	1932	462	333	2727
Boxborough . . . . .	246	171	41	458
Boxford . . . . .	418	830	74	1322
Boylston . . . . .	769	255	78	1102
Braintree . . . . .	10764	2907	1176	14847
Brewster . . . . .	525	182	114	821
Bridgewater . . . . .	2415	605	486	3506
Brimfield . . . . .	401	137	62	600
BROCKTON . . . . .	21405	5180	3844	30429
Brookfield . . . . .	468	150	87	705
Brookline . . . . .	12604	2843	9593	25040
Buckland . . . . .	499	132	64	695
Burlington . . . . .	3035	3264	601	6900
CAMBRIDGE . . . . .	24399	5498	6233	36130
Canton . . . . .	4489	1412	502	6403
Carlisle . . . . .	203	634	52	889
Carver . . . . .	459	249	81	789
Charlemont . . . . .	232	60	37	329
Charlton . . . . .	841	332	182	1355
Chatham . . . . .	1497	358	223	2078
Chelmsford . . . . .	6430	1961	653	9044
CHELSEA . . . . .	6914	1764	3203	11881
Cheshire . . . . .	689	92	99	880
Chester . . . . .	247	61	35	343
Chesterfield . . . . .	110	109	24	243
CHICOFEE . . . . .	14321	2393	3855	20569
Chilmark . . . . .	21	98	14	133
Clarksburg . . . . .	487	74	58	619
Clinton . . . . .	3147	765	1108	5020
Cohasset . . . . .	2273	458	281	3012
Colrain . . . . .	330	93	44	467
Concord . . . . .	4004	890	995	5889
Conway . . . . .	266	50	32	348
Cummington . . . . .	182	57	35	274
Dalton . . . . .	2047	352	198	2597
Danvers . . . . .	7242	1355	912	9509
Dartmouth . . . . .	5334	867	1262	7463
Dedham . . . . .	7672	2492	1374	11538
Deerfield . . . . .	1019	184	130	1333
Dennis . . . . .	1736	560	357	2653
Dighton . . . . .	1062	237	228	1527
Douglas . . . . .	767	308	218	1293
Dover . . . . .	720	962	166	1848
Dracut . . . . .	4946	828	743	6517

## Question No. 7 (A) — Continued

Shall licenses be granted in this city (or town) for the sale therein of all alcoholic beverages (whisky, rum, gin, malt beverages, wines and all other alcoholic beverages)?

Cities and Towns	Yes	No	Blanks	Total Ballots
Dudley	1756	379	564	2679
Dunstable	112	263	37	412
Duxbury	2008	449	202	2659
East Bridgewater	1825	641	308	2774
East Brookfield	477	101	101	679
East Longmeadow	2588	707	1072	4367
Eastham	571	234	99	904
Easthampton	3911	620	811	5342
Easton	2910	742	437	4089
Edgartown	456	96	92	644
Egremont	272	85	37	394
Erving	368	64	61	493
Essex	755	188	103	1046
EVERETT	8286	2626	7771	18683
Fairhaven	4683	654	908	6245
FALL RIVER	23943	3039	12347	39329
Falmouth	3685	1212	682	5579
FITCHBURG	11112	2042	2942	16096
Florida	167	39	22	228
Foxborough	2866	838	273	3977
Framingham	14343	3263	2015	19621
Franklin	3868	808	792	5468
Freetown	928	152	135	1215
GARDNER	5350	896	1242	7488
Gay Head	14	29	7	50
Georgetown	1269	454	141	1864
Gill	308	55	14	377
GLOUCESTER	6718	1431	1766	9915
Goshen	140	57	22	219
Gosnold	11	23	4	38
Grafton	2637	479	737	3853
Granby	1172	208	141	1521
Granville	204	116	32	352
Great Barrington	1862	245	345	2452
Greenfield	4834	737	1198	6769
Groton	1317	304	162	1783
Groveland	1343	289	184	1816
Hadley	1001	233	185	1419
Halifax	712	231	80	1023
Hamilton	1728	554	254	2536
Hampden	842	167	99	1108
Hancock	145	20	10	175
Hanover	2071	580	242	2893
Hanson	1460	338	234	2032
Hardwick	546	137	206	989
Harvard	447	530	105	1082
Harwich	1676	494	260	2430
Hatfield	768	153	166	1087
HAYERHILL	13429	2361	2915	18705
Hawley	18	40	12	70
Heath	37	51	15	103
Hingham	5386	1254	531	7171
Hinsdale	377	84	44	505
Holbrook	2866	753	425	4044
Holden	3571	1154	424	5149
Holland	221	59	30	310
Holliston	1599	1388	242	3229
HOLYOKE	9764	1445	7295	18504
Hopedale	659	1101	280	2040
Hopkinton	1443	356	240	2039
Hubbardston	359	108	100	567
Hudson	3862	620	696	5178
Hull	2371	478	453	3302
Huntington	389	95	82	566
Ipswich	2786	675	637	4098
Kingston	1518	318	233	2069
Lakeville	1076	245	141	1462
Lancaster	531	837	140	1508
Lanesborough	769	159	86	1014
LAWRENCE	19870	2689	6434	28993
Lee	1106	214	458	1778
Leicester	2229	517	461	3207
Lenox	989	209	345	1543
LEOMINSTER	8588	1301	1669	11558
Leverett	104	181	10	295
Lexington	3412	6116	2796	12324
Leyden	99	21	10	130
Lincoln	456	1439	146	2041
Littleton	838	976	134	1948

## Question No. 7 (A) — Continued

*Shall licenses be granted in this city (or town) for the sale therein of all alcoholic beverages (whisky, rum, gin, malt beverages, wines and all other alcoholic beverages)?*

Cities and Towns	Yes	No	Blanks	Total Ballots
Longmeadow . . . . .	4046	1480	489	6015
LOWELL . . . . .	27637	3323	5851	36811
Ludlow . . . . .	4067	695	770	5532
Lunenburg . . . . .	1970	513	287	2770
LYNN . . . . .	26872	5835	5206	37913
Lynnfield . . . . .	2920	1347	351	4618
MALDEN . . . . .	15145	4683	3262	23090
Manchester . . . . .	1482	345	205	2032
Mansfield . . . . .	2307	565	449	3321
Marblehead . . . . .	7267	1692	843	9797
Marion . . . . .	928	290	116	1334
MARLBOROUGH . . . . .	6887	1199	1159	9245
Marshfield . . . . .	3106	838	321	4265
Mashpee . . . . .	224	77	66	367
Mattapoisett . . . . .	1244	230	203	1677
Maynard . . . . .	2309	723	484	3516
Medfield . . . . .	1978	472	198	2648
MEDFORD . . . . .	9012	13367	5025	27404
Medway . . . . .	1814	469	298	2581
MELROSE . . . . .	2317	8529	2432	13278
Mendon . . . . .	627	219	141	987
Merrimac . . . . .	818	527	149	1494
Methuen . . . . .	9625	1766	2263	13654
Middleborough . . . . .	3069	928	402	4399
Middlefield . . . . .	36	60	5	101
Middleton . . . . .	911	217	133	1261
Milford . . . . .	5236	737	2085	8058
Millbury . . . . .	2875	709	681	4265
Millis . . . . .	1438	350	179	1967
Millville . . . . .	456	99	146	701
Milton . . . . .	4169	8364	1701	14234
Monroe . . . . .	41	14	13	68
Monson . . . . .	1600	243	362	2205
Montague . . . . .	2641	330	397	3368
Monterey . . . . .	131	76	24	231
Montgomery . . . . .	65	85	14	164
Mount Washington . . . . .	8	14	3	25
Nahant . . . . .	1216	410	170	1796
Nantucket . . . . .	990	109	270	1369
Natick . . . . .	2978	6859	1531	11368
Needham . . . . .	2549	9824	827	13200
New Ashford . . . . .	48	16	3	67
NEW BEDFORD . . . . .	28968	3776	8293	41037
New Braintree . . . . .	113	61	10	184
New Marlborough . . . . .	163	67	32	262
New Salem . . . . .	110	55	12	177
Newbury . . . . .	992	370	144	1506
NEWBURYPORT . . . . .	3594	654	1440	5688
NEWTON . . . . .	29072	7351	4535	40958
Norfolk . . . . .	832	299	111	1242
NORTH ADAMS . . . . .	5579	589	1090	7258
North Andover . . . . .	4229	682	814	5725
North Attleborough . . . . .	4365	556	896	5817
North Brookfield . . . . .	1162	230	337	1729
North Reading . . . . .	2916	646	150	3712
NORTHAMPTON . . . . .	7861	1056	1285	10202
Northborough . . . . .	2081	563	211	2855
Northbridge . . . . .	2310	867	1095	4272
Northfield . . . . .	339	510	50	899
Norton . . . . .	1669	350	328	2347
Norwell . . . . .	1755	751	203	2709
Norwood . . . . .	9017	1834	1202	12053
Oak Bluffs . . . . .	406	122	67	595
Oakham . . . . .	131	104	35	270
Orange . . . . .	1438	342	299	2079
Orleans . . . . .	1193	202	224	1619
Otis . . . . .	106	25	57	188
Oxford . . . . .	2284	568	496	3348
Palmer . . . . .	3104	515	753	4372
Paxton . . . . .	903	214	132	1249
PEABODY . . . . .	11755	2853	2680	17288
Pelham . . . . .	244	81	22	347
Pembroke . . . . .	2254	443	243	2940
Pepperell . . . . .	589	1055	72	1716
Peru . . . . .	35	32	2	69
Petersham . . . . .	294	80	54	428
Phillipston . . . . .	185	47	19	251
PRITTSFIELD . . . . .	13427	2478	5350	21255
Plainfield . . . . .	67	29	13	109

## Question No. 7 (A) — Continued

*Shall licenses be granted in this city (or town) for the sale therein of all alcoholic beverages (whisky, rum, gin, malt beverages, wines and all other alcoholic beverages)?*

Cities and Towns	Yes	No	Blanks	Total Ballots
Plainville . . . . .	1136	190	151	1477
Plymouth . . . . .	5037	812	682	6531
Plympton . . . . .	203	134	35	372
Princeton . . . . .	232	310	51	593
Provincetown . . . . .	764	256	217	1137
QUINCY . . . . .	26811	6995	4745	38551
Randolph . . . . .	6758	1377	1002	9137
Raynham . . . . .	1734	311	382	2427
Reading . . . . .	2194	5860	705	8759
Rehoboth . . . . .	1145	434	315	1894
REVERE . . . . .	10468	3634	3939	18041
Richmond . . . . .	238	125	22	385
Rochester . . . . .	375	190	61	626
Rockland . . . . .	3573	771	571	4915
Rockport . . . . .	485	1795	238	2518
Rowe . . . . .	59	59	16	134
Rowley . . . . .	708	259	115	1082
Royalston . . . . .	176	52	33	261
Russell . . . . .	341	55	47	443
Rutland . . . . .	679	232	80	991
SALEM . . . . .	12316	2147	2772	17235
Salisbury . . . . .	995	380	143	1518
Sandisfield . . . . .	95	23	28	146
Sandwich . . . . .	822	198	165	1185
Saugus . . . . .	6635	2191	822	9648
Savoy . . . . .	59	23	17	99
Scituate . . . . .	4335	958	587	5880
Seekonk . . . . .	2123	886	606	3615
Sharon . . . . .	1398	3072	311	4781
Sheffield . . . . .	514	158	90	762
Shelburne . . . . .	516	169	84	769
Sherborn . . . . .	263	748	95	1106
Shirley . . . . .	644	263	162	1069
Shrewsbury . . . . .	5334	1202	942	7478
Shutesbury . . . . .	83	54	7	144
Somerset . . . . .	4420	694	1321	6435
SOMERVILLE . . . . .	21298	7005	5743	34046
South Hadley . . . . .	4476	726	612	5814
Southampton . . . . .	738	205	102	1045
Southborough . . . . .	1325	413	220	1958
Southbridge . . . . .	4912	689	1753	7354
Southwick . . . . .	1388	312	139	1789
Spencer . . . . .	2231	470	677	3378
SPRINGFIELD . . . . .	25263	5141	20125	50529
Sterling . . . . .	931	282	134	1347
Stockbridge . . . . .	635	131	72	838
Stoneham . . . . .	3453	3542	995	7990
Stoughton . . . . .	5370	1215	601	7186
Stow . . . . .	845	283	93	1221
Sturbridge . . . . .	1268	196	287	1751
Sudbury . . . . .	2700	796	501	3997
Sunderland . . . . .	357	109	56	522
Sutton . . . . .	922	419	192	1533
Swampscott . . . . .	4057	862	1337	6256
Swansea . . . . .	3327	599	782	4708
TAUNTON . . . . .	9989	1478	3444	14911
Templeton . . . . .	1437	276	214	1927
Tewksbury . . . . .	4259	1170	355	5784
Tisbury . . . . .	334	580	47	961
Tolland . . . . .	45	13	2	60
Topsfield . . . . .	448	1206	90	1744
Townsend . . . . .	1021	279	128	1428
Truro . . . . .	264	70	45	379
Tyngsborough . . . . .	908	372	140	1420
Tyringham . . . . .	45	62	9	116
Upton . . . . .	900	292	209	1401
Uxbridge . . . . .	2220	486	675	3381
Wakefield . . . . .	3835	5362	1867	11064
Wales . . . . .	172	59	30	261
Walpole . . . . .	4714	1041	545	6300
WALTHAM . . . . .	9334	2908	7295	19537
Ware . . . . .	2701	398	739	3838
Wareham . . . . .	2270	600	512	3382
Warren . . . . .	1060	202	321	1583
Warwick . . . . .	134	20	15	169
Washington . . . . .	70	30	9	109
Watertown . . . . .	10623	3381	2262	16266
Wayland . . . . .	3379	1225	367	4971
Webster . . . . .	3656	748	1684	6088

## Question No. 7 (A) — Concluded

*Shall licenses be granted in this city (or town) for the sale therein of all alcoholic beverages (whisky, rum, gin, malt beverages, wines and all other alcoholic beverages)?*

Cities and Towns	Yes	No	Blanks	Total Ballots
Wellesley . . . . .	2577	8720	822	12119
Wellfleet . . . . .	428	182	66	676
Wendell . . . . .	69	20	8	97
Wenham . . . . .	371	956	82	1409
West Boylston . . . . .	1676	552	174	2402
West Bridgewater . . . . .	1494	564	175	2233
West Brookfield . . . . .	693	170	112	975
West Newbury . . . . .	468	328	93	889
West Springfield . . . . .	5884	1118	2314	9316
West Stockbridge . . . . .	310	70	46	426
West Tisbury . . . . .	63	124	19	206
Westborough . . . . .	2619	686	400	3735
WESTFIELD . . . . .	7230	1112	1318	9660
Westford . . . . .	2274	578	364	3216
Westhampton . . . . .	91	162	20	273
Westminster . . . . .	1068	399	175	1642
Weston . . . . .	977	3272	243	4492
Westport . . . . .	2165	439	706	3310
Westwood . . . . .	846	4534	181	5561
Weymouth . . . . .	14709	3590	1709	20008
Whately . . . . .	322	70	50	442
Whitman . . . . .	2955	839	485	4279
Wilbraham . . . . .	2699	702	317	3718
Williamsburg . . . . .	645	152	81	878
Williamstown . . . . .	2129	294	269	2692
Wilmington . . . . .	1739	3153	391	5283
Winchendon . . . . .	1630	395	280	2305
Winchester . . . . .	1738	5774	1714	9226
Windsor . . . . .	108	37	19	164
Winthrop . . . . .	1717	4428	2481	8596
WOBURN . . . . .	3474	7052	2714	13240
WORCESTER . . . . .	49774	9910	11813	71497
Worthington . . . . .	184	51	23	258
Wrentham . . . . .	1339	377	205	1921
Yarmouth . . . . .	2864	663	472	3999

## Question No. 7 (B)

*Shall licenses be granted in this city (or town) for the sale therein of wines and malt beverages (wines and beer, ale and all other malt beverages)?*

Cities and Towns	Yes	No	Blanks	Total Ballots
Abington . . . . .	3133	759	633	4525
Acton . . . . .	1928	1538	342	3808
Acushnet . . . . .	2026	295	513	2834
Adams . . . . .	3571	331	1017	4951
Agawam . . . . .	4718	1137	948	6803
Alford . . . . .	36	60	11	107
Amesbury . . . . .	2515	566	1248	4329
Amherst . . . . .	2833	560	509	3902
Andover . . . . .	6653	1180	1131	8964
Arlington . . . . .	4578	18016	2349	24943
Ashburnham . . . . .	799	219	177	1195
Ashby . . . . .	509	131	95	735
Ashfield . . . . .	252	113	71	436
Ashland . . . . .	2158	444	323	2925
Athol . . . . .	3140	508	866	4514
ATTLEBORO . . . . .	7431	1065	1758	10254
Auburn . . . . .	4234	936	920	6090
Avon . . . . .	1393	298	286	1977
Ayer . . . . .	916	333	211	1460
Barnstable . . . . .	5196	1059	1402	7657
Barre . . . . .	931	191	408	1530
Becket . . . . .	183	36	30	249
Bedford . . . . .	1250	2112	538	3900
Belchertown . . . . .	1040	236	257	1533
Bellingham . . . . .	2537	437	640	3614
Belmont . . . . .	2776	10019	1526	14321

## Question No. 7 (B) — Continued

*Shall licenses be granted in this city (or town) for the sale therein of wines and malt beverages (wines and beer, ale and all other malt beverages)?*

Cities and Towns	Yes	No	Blanks	Total Ballots
Berkley . . . . .	351	94	110	555
Berlin . . . . .	413	184	97	694
Bernardston . . . . .	336	116	39	491
BEVERLY . . . . .	10869	2023	2332	15224
Billerica . . . . .	4756	1827	705	7288
Blackstone . . . . .	1471	281	525	2277
Blandford . . . . .	126	141	21	288
Bolton . . . . .	226	351	66	643
Boston . . . . .	87187	19097	114178	220462
Bourne . . . . .	1885	413	429	2727
Boxborough . . . . .	238	170	50	458
Boxford . . . . .	377	821	124	1322
Boylston . . . . .	731	232	139	1102
Braintree . . . . .	10661	2623	1563	14847
Brewster . . . . .	522	152	147	821
Bridgewater . . . . .	2355	529	622	3506
Brimfield . . . . .	385	125	90	600
BROCKTON . . . . .	20902	4671	4856	30429
Brookfield . . . . .	431	139	135	705
Brookline . . . . .	11665	2393	10982	25040
Buckland . . . . .	488	119	88	695
Burlington . . . . .	3003	3145	752	6900
CAMBRIDGE . . . . .	23754	4866	7510	36130
Canton . . . . .	4459	1397	547	6403
Carlisle . . . . .	244	578	67	889
Carver . . . . .	436	241	112	789
Charlemont . . . . .	229	51	49	329
Charlton . . . . .	818	299	238	1355
Chatham . . . . .	1463	331	284	2078
Chelmsford . . . . .	6404	1778	862	9044
CHELSEA . . . . .	6562	1577	3742	11881
Cheshire . . . . .	673	72	135	880
Chester . . . . .	243	56	44	343
Chesterfield . . . . .	102	103	38	243
CHICOPEE . . . . .	13610	2158	4801	20569
Chilmark . . . . .	20	96	17	133
Clarksburg . . . . .	468	66	85	619
Clinton . . . . .	2997	719	1304	5020
Cohasset . . . . .	2217	410	385	3012
Colrain . . . . .	320	85	62	467
Concord . . . . .	3985	792	1112	5889
Conway . . . . .	249	53	46	348
Cummington . . . . .	185	48	41	274
Dalton . . . . .	1991	327	279	2597
Danvers . . . . .	7123	1211	1175	9509
Dartmouth . . . . .	5186	755	1522	7463
Dedham . . . . .	7541	2212	1785	11538
Deerfield . . . . .	1001	162	170	1333
Dennis . . . . .	1686	494	473	2653
Dighton . . . . .	1022	223	282	1527
Douglas . . . . .	764	265	264	1293
Dover . . . . .	684	943	221	1848
Dracut . . . . .	4807	785	925	6517
Dudley . . . . .	1677	316	686	2679
Dunstable . . . . .	105	259	48	412
Duxbury . . . . .	1941	409	309	2659
East Bridgewater . . . . .	1825	548	401	2774
East Brookfield . . . . .	453	92	134	679
East Longmeadow . . . . .	2405	675	1287	4367
Eastham . . . . .	558	216	130	904
Easthampton . . . . .	3744	555	1043	5342
Easton . . . . .	2871	654	564	4089
Edgartown . . . . .	441	94	109	644
Egremont . . . . .	276	71	47	394
Erving . . . . .	361	52	80	493
Essex . . . . .	729	165	152	1046
EVERETT . . . . .	7847	2395	8441	18683
Fairhaven . . . . .	4530	602	1113	6245
FALL RIVER . . . . .	22742	2696	13891	39329
Falmouth . . . . .	3575	1100	904	5579
FITCHBURG . . . . .	10541	1824	3731	16096
Florida . . . . .	163	35	30	228
Foxborough . . . . .	2819	765	393	3977
Framingham . . . . .	14183	2908	2530	19621
Franklin . . . . .	3746	711	1011	5468
Freetown . . . . .	898	135	182	1215
GARDNER . . . . .	5043	854	1591	7488
Gay Head . . . . .	12	29	9	50
Georgetown . . . . .	1238	426	200	1864

## Question No. 7 (B) — Continued

*Shall licenses be granted in this city (or town) for the sale therein of wines and malt beverages (wines and beer, ale and all other malt beverages)?*

Cities and Towns	Yes	No	Blanks	Total Ballots
Gill . . . . .	297	52	28	377
GLOUCESTER . . . . .	6472	1260	2183	9915
Goshen . . . . .	125	57	37	219
Gosnold . . . . .	10	21	7	38
Grafton . . . . .	2533	429	891	3853
Granby . . . . .	1132	186	203	1521
Granville . . . . .	193	114	45	352
Great Barrington . . . . .	1792	209	451	2452
Greenfield . . . . .	4723	702	1344	6769
Groton . . . . .	1294	269	220	1783
Groveland . . . . .	1090	377	349	1816
Hadley . . . . .	954	220	245	1419
Halifax . . . . .	721	196	106	1023
Hamilton . . . . .	1678	510	348	2536
Hampden . . . . .	825	156	127	1108
Hancock . . . . .	138	20	17	175
Hanover . . . . .	2042	533	318	2893
Hanson . . . . .	1435	296	301	2032
Hardwick . . . . .	609	120	260	989
Harvard . . . . .	455	478	149	1082
Harwich . . . . .	1628	436	366	2430
Hatfield . . . . .	703	153	231	1087
HAVERHILL . . . . .	12978	2194	3533	18705
Hawley . . . . .	19	33	18	70
Heath . . . . .	34	52	17	103
Hingham . . . . .	5234	1108	829	7171
Hinsdale . . . . .	370	74	61	505
Holbrook . . . . .	2830	668	546	4044
Holden . . . . .	3451	1024	674	5149
Holland . . . . .	212	53	45	310
Holliston . . . . .	1533	1347	349	3229
HOLYOKE . . . . .	9232	1310	7962	18504
Hopedale . . . . .	650	1055	335	2040
Hopkinton . . . . .	1424	317	298	2039
Hubbardston . . . . .	329	98	140	567
Hudson . . . . .	3747	582	849	5178
Hull . . . . .	2301	422	579	3302
Huntington . . . . .	366	86	114	566
Ipswich . . . . .	2727	611	760	4098
Kingston . . . . .	1467	295	307	2069
Lakeville . . . . .	1039	232	191	1462
Lancaster . . . . .	509	804	195	1508
Lanesborough . . . . .	753	148	113	1014
LAWRENCE . . . . .	19193	2425	7375	28993
Lee . . . . .	1108	201	469	1778
Leicester . . . . .	2136	450	621	3207
Lenox . . . . .	966	213	364	1543
LEOMINSTER . . . . .	8103	1156	2299	11558
Leverett . . . . .	103	179	13	295
Lexington . . . . .	3258	5785	3281	12324
Leyden . . . . .	92	22	16	130
Lincoln . . . . .	517	1351	173	2041
Littleton . . . . .	819	926	203	1948
Longmeadow . . . . .	3961	1363	691	6015
LOWELL . . . . .	26850	3026	6935	36811
Ludlow . . . . .	3972	637	923	5532
Lunenburg . . . . .	1902	467	401	2770
LYNN . . . . .	26139	5298	6476	37913
Lynnfield . . . . .	2871	1291	456	4618
MALDEN . . . . .	14815	4196	4014	23090
Manchester . . . . .	1454	303	275	2032
Mansfield . . . . .	2265	497	559	3321
Marblehead . . . . .	7110	1466	1221	9797
Marion . . . . .	909	265	160	1334
MARLBOROUGH . . . . .	6706	1086	1453	9245
Marshfield . . . . .	3037	772	456	4265
Mashpee . . . . .	204	81	82	367
Mattapoissett . . . . .	1216	196	265	1677
Maynard . . . . .	2247	640	629	3516
Medfield . . . . .	1914	460	274	2648
MEDFORD . . . . .	8908	12388	6108	27404
Medway . . . . .	1773	450	358	2581
MELROSE . . . . .	2263	8294	2721	13278
Mendon . . . . .	613	197	177	987
Merrimac . . . . .	794	490	210	1494
Methuen . . . . .	9366	1612	2676	13654
Middleborough . . . . .	2975	864	560	4399
Middlefield . . . . .	34	58	9	101
Middleton . . . . .	895	199	167	1261



## Question No. 7 (B) — Continued

*Shall licenses be granted in this city (or town) for the sale therein of wines and malt beverages (wines and beer, ale and all other malt beverages)?*

Cities and Towns	Yes	No	Blanks	Total Ballots
Milford	5070	653	2335	8058
Millbury	2790	636	839	4265
Millis	1376	352	239	1967
Millville	439	89	173	701
Milton	4051	8087	2096	14234
Monroe	43	10	15	68
Monson	1535	239	431	2205
Montague	2551	307	510	3368
Monterey	132	69	30	231
Montgomery	66	81	17	164
Mount Washington	7	13	5	25
Nahant	1202	364	230	1796
Nantucket	918	91	360	1369
Natick	3138	6277	1953	11368
Needham	2535	9536	1129	13200
New Ashford	45	16	6	67
NEW BEDFORD	27942	3358	9737	41037
New Braintree	112	53	19	184
New Marlborough	158	62	42	262
New Salem	106	49	22	177
Newbury	1016	301	189	1506
NEWBURYPORT	3499	633	1556	5688
NEWTON	28745	6264	5949	40958
Norfolk	824	267	151	1242
NORTH ADAMS	5338	515	1405	7258
North Andover	4122	608	995	5725
North Attleborough	4250	495	1072	5817
North Brookfield	1111	203	415	1729
North Reading	2886	615	211	3712
NORTHAMPTON	7470	954	1778	10202
Northborough	2056	512	287	2855
Northbridge	2299	855	1118	4272
Northfield	327	491	81	899
Norton	1634	329	384	2347
Norwell	1777	670	260	2709
Norwood	8911	1662	1480	12053
Oak Bluffs	382	119	94	595
Oakham	126	101	43	270
Orange	1386	312	381	2079
Orleans	1141	174	304	1619
Otis	106	21	61	188
Oxford	2231	515	602	3348
Palmer	2930	485	957	4372
Paxton	874	195	180	1249
PEABODY	11519	2622	3147	17288
Pelham	233	73	41	347
Pembroke	2200	394	346	2940
Pepperell	597	998	121	1716
Peru	33	32	4	69
Petersham	277	75	76	428
Phillipston	177	44	30	251
PITTSFIELD	12886	2195	6174	21255
Plainfield	67	25	17	109
Plainville	1117	167	193	1477
Plymouth	4871	745	915	6531
Plympton	197	132	43	372
Princeton	225	297	71	593
Provincetown	760	123	254	1137
QUINCY	25449	6921	6181	38551
Randolph	6637	1241	1259	9137
Raynham	1670	289	468	2427
Reading	2211	5670	878	8759
Rehoboth	1115	389	390	1894
REVERE	10195	3224	4622	18041
Richmond	237	119	29	385
Rochester	371	188	67	626
Rockland	3479	688	748	4915
Rockport	477	1707	340	2518
Rowe	62	54	18	134
Rowley	685	242	155	1082
Royalston	170	49	42	261
Russell	318	52	73	443
Rutland	663	208	120	991
SALEM	12022	1959	3254	17235
Salisbury	981	366	171	1518
Sandisfield	90	19	37	146
Sandwich	798	187	200	1185
Saugus	6537	1986	1125	9648
Savoy	58	24	17	99

## Question No. 7 (B) — Continued

*Shall licenses be granted in this (city or town) for the sale therein of wines and malt beverages (wines and beer, ale and all other malt beverages)?*

Cities and Towns	Yes	No	Blanks	Total Ballots
Scituate . . . . .	4217	877	786	5880
Seekonk . . . . .	2094	789	732	3615
Sharon . . . . .	1365	2991	425	4781
Sheffield . . . . .	503	131	128	762
Shelburne . . . . .	498	157	114	769
Sherborn . . . . .	266	733	107	1106
Shirley . . . . .	622	238	208	1069
Shrewsbury . . . . .	5172	1027	1279	7478
Shutesbury . . . . .	77	54	13	144
Somerset . . . . .	4287	625	1523	6435
SOMERVILLE . . . . .	21007	6262	6777	34046
South Hadley . . . . .	4292	633	889	5814
Southampton . . . . .	709	182	154	1045
Southborough . . . . .	1315	354	289	1958
Southbridge . . . . .	4687	612	2055	7354
Southwick . . . . .	1298	284	207	1789
Spencer . . . . .	2132	422	824	3378
SPRINGFIELD . . . . .	23569	4666	22294	50529
Sterling . . . . .	901	261	185	1347
Stockbridge . . . . .	622	112	104	838
Stoneham . . . . .	3282	3454	1254	7990
Stoughton . . . . .	5324	1116	746	7186
Stow . . . . .	823	254	144	1221
Sturbridge . . . . .	1206	180	365	1751
Sudbury . . . . .	2728	704	565	3997
Sunderland . . . . .	361	92	69	522
Sutton . . . . .	881	389	263	1533
Swampscott . . . . .	3857	811	1588	6256
Swansea . . . . .	3252	511	945	4708
TAUNTON . . . . .	9414	1338	4159	14911
Templeton . . . . .	1357	258	312	1927
Tewksbury . . . . .	4220	1064	500	5784
Tisbury . . . . .	321	571	69	961
Tolland . . . . .	41	13	6	60
Topsfield . . . . .	446	1170	128	1744
Townsend . . . . .	979	261	172	1428
Truro . . . . .	258	65	56	379
Tyngsborough . . . . .	879	350	191	1420
Tyringham . . . . .	42	61	13	116
Upton . . . . .	851	273	277	1401
Uxbridge . . . . .	2108	456	817	3381
Wakefield . . . . .	3560	5283	2221	11064
Wales . . . . .	164	54	43	261
Walpole . . . . .	4660	887	753	6300
WALTHAM . . . . .	9031	2580	7926	19537
Ware . . . . .	2551	358	929	3838
Wareham . . . . .	2179	550	653	3382
Warren . . . . .	991	181	411	1583
Warwick . . . . .	130	18	21	169
Washington . . . . .	70	30	9	109
Watertown . . . . .	10563	3011	2692	16266
Wayland . . . . .	3341	1101	529	4971
Webster . . . . .	3489	669	1930	6088
Wellesley . . . . .	2637	8372	1110	12119
Wellfleet . . . . .	404	166	106	676
Wendell . . . . .	68	20	9	97
Wenham . . . . .	358	941	110	1409
West Boylston . . . . .	1588	556	258	2402
West Bridgewater . . . . .	1473	516	244	2233
West Brookfield . . . . .	644	154	177	975
West Newbury . . . . .	455	310	124	889
West Springfield . . . . .	5642	1075	2599	9316
West Stockbridge . . . . .	300	58	68	426
West Tisbury . . . . .	60	122	24	206
Westborough . . . . .	2597	606	532	3735
WESTFIELD . . . . .	6905	1030	1725	9660
Westford . . . . .	2242	510	464	3216
Westhampton . . . . .	87	154	32	273
Westminster . . . . .	1018	353	271	1642
Weston . . . . .	1013	3149	330	4492
Westport . . . . .	2090	401	819	3310
Westwood . . . . .	879	4418	264	5561
Weymouth . . . . .	14441	3272	2295	20008
Whately . . . . .	312	64	66	442
Whitman . . . . .	2873	772	634	4279
Wilbraham . . . . .	2622	645	451	3718
Williamsburg . . . . .	619	139	120	878
Williamstown . . . . .	2032	266	394	2692
Wilmington . . . . .	1786	2980	517	5283

Question No. 7 (B) — Concluded

*Shall licenses be granted in this city (or town) for the sale therein of wines and malt beverages (wines and beer, ale and all other malt beverages)?*

Cities and Towns	Yes	No	Blanks	Total Ballots
Winchendon . . . . .	1565	351	389	2305
Winchester . . . . .	1708	5654	1864	9226
Windsor . . . . .	105	36	23	164
Winthrop . . . . .	1744	4402	2450	8596
WOBURN . . . . .	3452	6752	3036	13240
WORCESTER . . . . .	46939	8878	15680	71497
Worthington . . . . .	170	55	33	258
Wrentham . . . . .	1335	341	245	1921
Yarmouth . . . . .	2788	596	615	3999

Question No. 7 (C)

*Shall licenses be granted in this city (or town) for the sale therein of all alcoholic beverages in packages, so called, not to be drunk on the premises?*

Cities and Towns	Yes	No	Blanks	Total Ballots
Abington . . . . .	3241	675	609	4525
Acton . . . . .	2800	749	259	3808
Acushnet . . . . .	2021	256	557	2834
Adams . . . . .	3571	334	1046	4951
Agawam . . . . .	4779	1029	995	6803
Alford . . . . .	36	62	9	107
Amesbury . . . . .	2685	529	1115	4329
Amherst . . . . .	2893	516	493	3902
Andover . . . . .	6871	992	1101	8964
Arlington . . . . .	7392	15690	1861	24943
Ashburnham . . . . .	887	171	137	1195
Ashby . . . . .	527	116	92	735
Ashfield . . . . .	293	91	52	436
Ashland . . . . .	2257	370	298	2925
Athol . . . . .	3163	473	878	4514
ATTLEBORO . . . . .	7523	977	1754	10254
Auburn . . . . .	4312	872	906	6090
Avon . . . . .	1419	260	298	1977
Ayer . . . . .	944	312	204	1460
Barnstable . . . . .	5333	951	1373	7657
Barre . . . . .	950	164	407	1530
Becket . . . . .	183	35	31	249
Bedford . . . . .	2919	698	283	3900
Belchertown . . . . .	1080	208	245	1533
Bellingham . . . . .	2528	427	659	3614
Belmont . . . . .	3652	9282	1387	14321
Berkley . . . . .	346	98	111	555
Berlin . . . . .	453	147	94	694
Bernardston . . . . .	346	102	43	491
BEVERLY . . . . .	11168	1772	2284	15224
Billerica . . . . .	5448	1196	644	7288
Blackstone . . . . .	1468	265	526	2277
Blandford . . . . .	135	132	21	288
Bolton . . . . .	261	304	78	643
BOSTON . . . . .	90549	17747	112166	220462
Bourne . . . . .	1920	391	416	2727
Boxborough . . . . .	313	103	42	458
Boxford . . . . .	419	788	115	1322
Boylston . . . . .	801	176	125	1102
Braintree . . . . .	11262	2132	1453	14847
Brewster . . . . .	555	139	127	821
Bridgewater . . . . .	2386	499	621	3506
Brimfield . . . . .	396	116	88	600
BROCKTON . . . . .	21278	4273	4878	30429
Brookfield . . . . .	468	100	137	705
Brookline . . . . .	12189	2120	10731	25040
Buckland . . . . .	499	115	81	695
Burlington . . . . .	5244	1171	485	6900
CAMBRIDGE . . . . .	24163	4553	7414	36130
Canton . . . . .	4769	1037	597	6403
Carlisle . . . . .	274	552	63	889
Carver . . . . .	471	214	104	789
Charlemont . . . . .	235	44	50	329

## Question No. 7 (C) — Continued

*Shall licenses be granted in this city (or town) for the sale therein of all alcoholic beverages in packages, so called, not to be drunk on the premises?*

Cities and Towns	Yes	No	Blanks	Total Ballots
Charlton	839	268	248	1355
Chatham	1494	307	277	2078
Chelmsford	6774	1436	834	9044
CHELSEA	6728	1411	3742	11881
Cheshire	674	69	137	880
Chester	242	49	52	343
Chesterfield	112	98	33	243
CHICOFEE	13659	2068	4842	20569
Chilmark	28	89	16	133
Clarksburg	462	73	84	619
Clinton	3036	660	1324	5020
Cohasset	2282	359	371	3012
Colrain	335	80	52	467
Concord	4179	654	1056	5889
Conway	266	43	39	348
Cummington	192	45	37	274
Dalton	2014	314	269	2597
Danvers	7299	1055	1155	9509
Dartmouth	5257	685	1521	7463
Dedham	8198	1676	1664	11538
Deerfield	997	163	173	1333
Dennis	1746	470	437	2653
Dighton	1014	223	290	1527
Douglas	832	205	256	1293
Dover	1353	370	125	1848
Dracut	4858	704	955	6517
Dudley	1690	299	690	2679
Dunstable	125	244	43	412
Duxbury	1986	363	310	2659
East Bridgewater	1920	457	397	2774
East Brookfield	471	75	133	679
East Longmeadow	2627	602	1138	4367
Eastham	613	187	104	904
Easthampton	3782	504	1056	5342
Easton	2929	611	549	4089
Edgartown	453	88	103	644
Egremont	274	72	48	394
Erving	357	55	81	493
Essex	778	131	137	1046
EVERETT	8440	2177	8066	18683
Fairhaven	4581	552	1112	6245
FALL RIVER	22687	2654	13988	39329
Falmouth	3800	935	844	5579
FITCHBURG	10508	1780	3808	16096
Florida	166	32	30	228
Foxborough	3061	550	366	3977
Framingham	14683	2468	2470	19621
Franklin	3825	636	1007	5468
Freetown	902	139	174	1215
GARDNER	5098	807	1583	7488
Gay Head	12	29	9	50
Georgetown	1391	303	170	1864
Gill	303	44	30	377
GLOUCESTER	6647	1103	2165	9915
Goshen	119	62	38	219
Gosnold	8	21	9	38
Grafton	2536	407	910	3853
Granby	1151	173	197	1521
Granville	211	108	33	352
Great Barrington	1778	217	457	2452
Greenfield	4718	735	1316	6769
Groton	1350	224	209	1783
Groveland	1372	234	210	1816
Hadley	940	220	259	1419
Halifax	745	168	110	1023
Hamilton	1825	418	293	2536
Hampden	839	137	132	1108
Hancock	141	19	15	175
Hanover	2115	459	319	2893
Hanson	1464	266	302	2032
Hardwick	629	119	241	989
Harvard	435	494	153	1082
Harwich	1708	387	335	2430
Hatfield	711	147	229	1087
HAVERHILL	13064	2098	3543	18705
Hawley	18	36	16	70
Heath	34	50	19	103
Hingham	5398	1002	771	7171
Hinsdale	367	74	64	505

Question No. 7 (C) — Continued

*Shall licenses be granted in this city (or town) for the sale therein of all alcoholic beverages in packages, so called, not to be drunk on the premises?*

Cities and Towns	Yes	No	Blanks	Total Ballots
Holbrook	2908	587	549	4044
Holden	3613	918	618	5149
Holland	222	50	38	310
Holliston	2235	690	304	3229
HOLYOKE	9962	1298	7244	18504
Hopedale	723	992	325	2040
Hopkinton	1498	253	288	2039
Hubbardston	360	83	124	567
Hudson	3830	497	851	5178
Hull	2347	392	563	3302
Huntington	364	81	121	566
Ipswich	2787	560	751	4098
Kingston	1512	266	291	2069
Lakeville	1051	226	185	1462
Lancaster	540	781	187	1508
Lanesborough	739	146	129	1014
LAWRENCE	19202	2421	7370	28993
Lee	1098	200	480	1778
Leicester	2167	426	614	3207
Lenox	963	221	359	1543
LEOMINSTER	8166	1096	2296	11558
Leverett	114	168	13	295
Lexington	7929	2430	1965	12324
Leyden	99	19	12	130
Lincoln	637	1257	147	2041
Littleton	1194	633	121	1948
Longmeadow	4419	973	623	6015
LOWELL	26921	2905	6985	36811
Ludlow	3951	629	952	5532
Lunenburg	1911	439	420	2770
LYNN	26698	4699	6516	37913
Lynnfield	3228	987	403	4618
MALDEN	15706	3470	3914	23090
Manchester	1502	268	262	2032
Mansfield	2357	413	551	3321
Marblehead	7470	1226	1101	9797
Marion	968	213	153	1334
MARLBOROUGH	6847	955	1443	9245
Marshfield	3204	634	427	4265
Mashpee	230	65	72	367
Mattapoisett	1233	182	262	1677
Maynard	2382	517	617	3516
Medfield	2036	362	250	2648
MEDFORD	19478	4045	3881	27404
Medway	1820	392	369	2581
MELROSE	3858	7308	2112	13278
Mendon	646	162	179	987
Merrimac	1077	290	127	1494
Methuen	9480	1509	2665	13654
Middleborough	3103	737	559	4399
Middlefield	35	58	8	101
Middleton	920	171	170	1261
Milford	4988	651	2419	8058
Millbury	2823	599	843	4265
Millis	1461	272	234	1967
Millville	441	84	176	701
Milton	9131	3586	1517	4234
Monroe	39	13	16	68
Monson	1530	231	444	2205
Montague	2542	297	529	3368
Monterey	139	66	26	231
Montgomery	66	78	20	164
Mount Washington	8	14	3	25
Nahant	1251	329	216	1796
Nantucket	912	100	357	1369
Natick	7791	2094	1483	11368
Needham	4076	8307	817	13200
New Ashford	46	15	6	67
NEW BEDFORD	28027	3257	9753	41037
New Braintree	117	49	18	184
New Marlborough	165	56	41	262
New Salem	115	45	17	177
Newbury	1067	269	170	1506
NEWBURYPORT	3533	595	1510	5688
NEWTON	30066	4895	5997	40958
Norfolk	869	231	142	1242
NORTH ADAMS	5295	533	1430	7258
North Andover	4201	558	966	5725
North Attleborough	4294	457	1066	5817

## Question No. 7 (C) — Continued

*Shall licenses be granted in this city (or town) for the sale therein of all alcoholic beverages in packages, so called, not to be drunk on the premises?*

Cities and Towns	Yes	No	Blanks	Total Ballots
North Brookfield . . . . .	1105	199	425	1729
North Reading . . . . .	3011	485	216	3712
NORTHAMPTON . . . . .	7478	931	1793	10202
Northborough . . . . .	2116	440	299	2855
Northbridge . . . . .	2352	877	1043	4272
Northfield . . . . .	372	458	69	899
Norton . . . . .	1647	290	410	2347
Norwell . . . . .	1982	472	255	2709
Norwood . . . . .	9148	1432	1473	12053
Oak Bluffs . . . . .	398	103	94	595
Oakham . . . . .	148	85	37	270
Orange . . . . .	1418	284	377	2079
Orleans . . . . .	1159	165	295	1619
Otis . . . . .	113	24	51	188
Oxford . . . . .	2256	456	636	3348
Palmer . . . . .	2928	481	963	4372
Paxton . . . . .	891	181	177	1249
PEABODY . . . . .	11844	2276	3168	17288
Pelham . . . . .	254	63	30	347
Pembroke . . . . .	2264	346	330	2940
Pepperell . . . . .	1196	397	123	1716
Peru . . . . .	36	30	3	69
Petersham . . . . .	311	58	59	428
Phillipston . . . . .	176	42	33	251
PITTSFIELD . . . . .	12963	2270	6022	21255
Plainfield . . . . .	72	24	13	109
Plainville . . . . .	1124	162	191	1477
Plymouth . . . . .	4929	690	912	6531
Plympton . . . . .	227	112	33	372
Princeton . . . . .	249	278	66	593
Provincetown . . . . .	789	111	237	1137
QUINCY . . . . .	27001	5530	6020	38551
Randolph . . . . .	6852	1059	1226	9137
Raynham . . . . .	1674	275	478	2427
Reading . . . . .	3848	4427	484	8759
Rehoboth . . . . .	1149	353	392	1894
REVERE . . . . .	10621	2777	4643	18041
Richmond . . . . .	271	86	28	385
Rochester . . . . .	407	153	66	626
Rockland . . . . .	3552	608	755	4915
Rockport . . . . .	639	1598	281	2518
Rowe . . . . .	70	49	15	134
Rowley . . . . .	728	216	138	1082
Royalston . . . . .	171	48	42	261
Russell . . . . .	323	49	71	443
Rutland . . . . .	676	186	129	991
SALEM . . . . .	12070	1833	3332	17235
Salisbury . . . . .	984	355	179	1518
Sandisfield . . . . .	86	23	37	146
Sandwich . . . . .	840	175	170	1185
Saugus . . . . .	6987	1638	1023	9648
Savoy . . . . .	57	23	19	99
Scituate . . . . .	4367	751	762	5880
Seekonk . . . . .	2223	656	736	3615
Sharon . . . . .	1797	2653	331	4781
Sheffield . . . . .	519	119	124	762
Shelburne . . . . .	525	148	96	769
Sherborn . . . . .	372	634	100	1106
Shirley . . . . .	664	202	203	1069
Shrewsbury . . . . .	5317	916	1245	7478
Shutesbury . . . . .	93	40	11	144
Somerset . . . . .	4307	591	1537	6435
SOMERVILLE . . . . .	22698	4833	6515	34046
South Hadley . . . . .	4308	612	894	5814
Southampton . . . . .	742	173	130	1045
Southborough . . . . .	1346	306	306	1958
Southbridge . . . . .	4727	557	2070	7354
Southwick . . . . .	1314	267	208	1789
Spencer . . . . .	2184	353	841	3378
SPRINGFIELD . . . . .	24880	4607	21042	50529
Sterling . . . . .	919	245	183	1347
Stockbridge . . . . .	626	99	113	838
Stoneham . . . . .	5571	1782	637	7990
Stoughton . . . . .	5447	990	749	7186
Stow . . . . .	929	182	110	1221
Sturbridge . . . . .	1224	144	383	1751
Sudbury . . . . .	2881	586	530	3997
Sunderland . . . . .	372	85	65	522
Sutton . . . . .	895	362	276	1533

## Question No. 7 (C) — Concluded

*Shall licenses be granted in this city (or town) for the sale therein of all alcoholic beverages in packages, so called, not to be drunk on the premises?*

Cities and Towns	Yes	No	Blanks	Total Ballots
Swampscott . . . . .	4058	712	1486	6256
Swansea . . . . .	3279	471	958	4708
TAUNTON . . . . .	9408	1287	4216	14911
Templeton . . . . .	1369	236	322	1927
Tewksbury . . . . .	4540	772	472	5784
Tisbury . . . . .	388	517	56	961
Tolland . . . . .	44	12	4	60
Topsfield . . . . .	625	1036	83	1744
Townsend . . . . .	1044	212	172	1428
Truro . . . . .	281	49	49	379
Tyngsborough . . . . .	956	281	183	1420
Tyringham . . . . .	40	59	17	116
Upton . . . . .	861	253	287	1401
Uxbridge . . . . .	2114	428	839	3381
Wakefield . . . . .	8316	1754	994	11064
Wales . . . . .	178	46	37	261
Walpole . . . . .	4921	700	679	6300
WALTHAM . . . . .	9762	2199	7576	19537
Ware . . . . .	2513	362	963	3838
Wareham . . . . .	2311	477	594	3382
Warren . . . . .	996	156	431	1583
Warwick . . . . .	125	21	23	169
Washington . . . . .	70	27	12	109
Watertown . . . . .	11083	2529	2654	16266
Wayland . . . . .	3722	803	446	4971
Webster . . . . .	3523	620	1945	6088
Wellesley . . . . .	3711	7494	914	12119
Wellfleet . . . . .	464	151	71	676
Wendell . . . . .	65	21	11	97
Wenham . . . . .	397	914	98	1409
West Boylston . . . . .	1686	460	256	2402
West Bridgewater . . . . .	1549	452	232	2233
West Brookfield . . . . .	649	148	178	975
West Newbury . . . . .	541	255	93	889
West Springfield . . . . .	5796	1064	2456	9316
West Stockbridge . . . . .	304	50	72	426
West Tisbury . . . . .	72	118	16	206
Westborough . . . . .	2700	523	512	3735
WESTFIELD . . . . .	6916	992	1752	9660
Westford . . . . .	2307	454	455	3216
Westhampton . . . . .	95	151	27	273
Westminster . . . . .	1062	338	242	1642
Weston . . . . .	1289	2924	279	4492
Westport . . . . .	2140	342	828	3310
Westwood . . . . .	1128	4198	235	5561
Weymouth . . . . .	15044	2732	2232	20008
Whately . . . . .	313	63	66	442
Whitman . . . . .	2972	684	623	4279
Wilbraham . . . . .	2728	570	420	3718
Williamsburg . . . . .	629	128	121	878
Williamstown . . . . .	2042	260	390	2692
Wilmington . . . . .	4030	948	305	5283
Winchendon . . . . .	1608	315	382	2305
Winchester . . . . .	2701	4965	1560	9226
Windsor . . . . .	114	25	25	164
Winthrop . . . . .	5514	1342	1740	8596
WOBURN . . . . .	8627	2812	1801	13240
WORCESTER . . . . .	47062	8577	15858	71497
Worthington . . . . .	173	45	40	258
Wrentham . . . . .	1381	290	250	1921
Yarmouth . . . . .	2897	556	546	3999

## Question No. 7 (D)

*Shall licenses be granted in this city (or town) for the sale of all alcoholic beverages by hotels having a dining room capacity of not less than ninety-nine persons and lodging capacity of not less than fifty rooms?*

Cities and Towns	Yes	No	Blanks	Total Ballots
Abington	3135	729	661	4525
Acton	1986	1475	347	3808
Acushnet	1946	300	588	2834
Adams	3461	358	1132	4951
Agawam	4707	1078	1018	6803
Alford	35	60	12	107
Amesbury	2454	574	1301	4329
Amherst	2773	584	545	3902
Andover	6779	982	1203	8964
Arlington	6233	16519	2191	24943
Ashburnham	756	230	209	1195
Ashby	475	157	103	735
Ashfield	212	152	72	436
Ashland	2122	472	331	2925
Athol	3015	494	1005	4514
ATTLEBORO	7303	1028	1923	10254
Auburn	4130	918	1042	6090
Avon	1367	280	330	1977
Ayer	889	370	201	1460
Barnstable	5188	1108	1361	7657
Barre	894	170	466	1530
Becket	184	35	30	249
Bedford	2388	1322	190	3900
Belchertown	989	240	304	1533
Bellingham	2498	428	688	3614
Belmont	3518	9279	1524	14321
Berkley	330	96	129	555
Berlin	369	199	126	694
Bernardston	335	112	44	491
BEVERLY	10932	1960	2332	15224
Billerica	5060	1511	717	7288
Blackstone	1406	257	614	2277
Blandford	121	138	29	288
Bolton	226	328	89	643
BOSTON	88838	19009	112615	220462
Bourne	1870	439	418	2727
Boxborough	226	173	59	458
Boxford	497	717	108	1322
Boylston	693	247	162	1102
Braintree	10763	2355	1729	14847
Brewster	522	154	145	821
Bridgewater	2312	546	648	3506
Brimfield	362	131	107	600
BROCKTON	20636	4681	5112	30429
Brookfield	429	118	158	505
Brookline	11997	2111	10932	25040
Buckland	473	125	97	695
Burlington	3916	2372	612	6900
CAMBRIDGE	23951	4597	7532	36130
Canton	4538	1150	715	6403
Carlisle	218	598	73	889
Carver	395	262	132	789
Charlemont	224	53	52	329
Charlton	779	286	290	1355
Chatham	1437	364	277	2078
Chelmsford	6583	1630	831	9044
CHELSEA	6625	1546	3710	11881
Cheshire	638	87	155	880
Chester	225	63	55	343
Chesterfield	101	102	40	243
CHICOPEE	13429	2107	5033	20569
Chilmark	20	96	17	133
Clarksburg	430	72	117	619
Clinton	2882	732	1406	5020
Cohasset	2204	416	392	3012
Colrain	302	102	63	467
Concord	4159	652	1078	5889
Conway	250	51	47	348
Cummington	178	43	53	274
Dalton	1939	336	322	2597
Danvers	7183	1118	1208	9509
Dartmouth	5082	774	1607	7463
Dedham	7754	1930	1854	11538
Deerfield	990	167	176	1333
Dennis	1633	560	460	2653
Dighton	989	224	314	1527
Douglas	684	285	324	1293
Dover	458	1140	250	1848



## Question No. 7 (D)

*Shall licenses be granted in this city (or town) for the sale of all alcoholic beverages by hotels having a dining room capacity of not less than ninety-nine persons and lodging capacity of not less than fifty rooms?*

Cities and Towns	Yes	No	Blanks	Total Ballots
Dracut . . . . .	4847	746	924	6517
Dudley . . . . .	1618	309	752	2679
Dunstable . . . . .	103	257	52	412
Duxbury . . . . .	1847	450	362	2659
East Bridgewater . . . . .	1728	585	461	2774
East Brookfield . . . . .	446	82	151	679
East Longmeadow . . . . .	2458	634	1275	4367
Eastham . . . . .	510	274	120	904
Easthampton . . . . .	3569	575	1198	5342
Easton . . . . .	2803	671	615	4089
Edgartown . . . . .	438	100	106	644
Egremont . . . . .	273	73	48	394
Erving . . . . .	351	60	82	493
Essex . . . . .	710	176	160	1046
EVERETT . . . . .	7688	2285	8710	18683
Fairhaven . . . . .	4422	621	1202	6245
FALL RIVER . . . . .	22116	2823	14390	39329
Falmouth . . . . .	3585	1108	886	5579
FITCHBURG . . . . .	10046	1868	4182	16096
Florida . . . . .	150	37	41	228
Foxborough . . . . .	2889	650	438	3977
Framingham . . . . .	14269	2780	2572	19621
Franklin . . . . .	3694	687	1087	5468
Freetown . . . . .	875	132	208	1215
GARDNER . . . . .	4846	873	1769	7488
Gay Head . . . . .	12	29	9	50
Georgetown . . . . .	1250	400	214	1864
Gill . . . . .	287	54	36	377
GLOUCESTER . . . . .	6515	1209	2190	9915
Goshen . . . . .	149	36	34	219
Gosnold . . . . .	7	22	9	38
Grafton . . . . .	2422	414	1017	3853
Granby . . . . .	1104	179	238	1521
Granville . . . . .	160	137	55	352
Great Barrington . . . . .	1692	237	523	2452
Greenfield . . . . .	4639	704	1426	6769
Groton . . . . .	1303	242	238	1783
Groveland . . . . .	1280	290	246	1816
Hadley . . . . .	896	244	279	1419
Halifax . . . . .	720	188	115	1023
Hamilton . . . . .	1586	564	386	2536
Hampden . . . . .	793	157	158	1108
Hancock . . . . .	130	21	24	175
Hanover . . . . .	2005	533	355	2893
Hanson . . . . .	1415	301	316	2032
Hardwick . . . . .	590	118	281	989
Harvard . . . . .	451	470	161	1082
Harwich . . . . .	1663	423	344	2430
Hatfield . . . . .	676	146	265	1087
HAVERHILL . . . . .	12899	2245	3561	18705
Hawley . . . . .	22	33	15	70
Heath . . . . .	37	47	19	103
Hingham . . . . .	5122	1143	906	7171
Hinsdale . . . . .	338	77	90	505
Holbrook . . . . .	2697	713	634	4044
Holden . . . . .	3452	949	748	5149
Holland . . . . .	214	52	44	310
Holliston . . . . .	1380	1457	392	3229
HOLYOKE . . . . .	9218	1401	7885	18504
Hopedale . . . . .	626	1020	394	2040
Hopkinton . . . . .	1405	322	312	2039
Hubbardston . . . . .	286	122	159	567
Hudson . . . . .	3725	590	863	5178
Hull . . . . .	2288	425	589	3302
Huntington . . . . .	343	100	123	566
Ipswich . . . . .	2675	641	782	4098
Kingston . . . . .	1445	297	327	2069
Lakeville . . . . .	1027	227	208	1462
Lancaster . . . . .	484	788	236	1508
Lanesborough . . . . .	731	148	135	1014
LAWRENCE . . . . .	19066	2575	7352	28993
Lee . . . . .	1048	199	531	1778
Leicester . . . . .	2033	466	708	3207
Lenox . . . . .	916	196	431	1543
LEOMINSTER . . . . .	7807	1138	2613	11558
Leverett . . . . .	100	182	13	295
Lexington . . . . .	7072	3465	1787	12324
Leyden . . . . .	71	34	25	130

## Question No. 7 (D)

*Shall licenses be granted in this city (or town) for the sale of all alcoholic beverages by hotels having a dining room capacity of not less than ninety-nine persons and lodging capacity of not less than fifty rooms?*

Cities and Towns	Yes	No	Blanks	Total Ballots
Lincoln . . . . .	537	1317	187	2041
Littleton . . . . .	712	1055	181	1948
Longmeadow . . . . .	3815	1428	772	6015
LOWELL . . . . .	26664	3149	6998	36811
Ludlow . . . . .	3877	657	998	5632
Lunenburg . . . . .	1846	439	485	2770
LYNN . . . . .	25857	5129	6927	37913
Lynnfield . . . . .	3244	939	435	4618
MALDEN . . . . .	15065	3927	4098	23090
Manchester . . . . .	1406	334	292	2032
Mansfield . . . . .	2186	504	631	3321
Marblehead . . . . .	7200	1410	1187	9797
Marion . . . . .	859	305	170	1334
MARLBOROUGH . . . . .	6698	1080	1467	9245
Marshfield . . . . .	3030	727	508	4265
Mashpee . . . . .	198	76	93	367
Mattapoisett . . . . .	1191	196	290	1677
Maynard . . . . .	2223	609	684	3516
Medfield . . . . .	1879	455	314	2648
MEDFORD . . . . .	10605	11118	5681	27404
Medway . . . . .	1733	452	396	2581
MELROSE . . . . .	3863	6998	2417	13278
Mendon . . . . .	566	196	225	987
Merrimac . . . . .	776	514	204	1494
Methuen . . . . .	9394	1632	2628	13654
Middleborough . . . . .	2930	850	619	4399
Middlefield . . . . .	33	55	13	101
Middleton . . . . .	902	187	172	1261
Milford . . . . .	4694	687	2677	8058
Millbury . . . . .	2681	608	976	4265
Millis . . . . .	1361	340	266	1967
Millville . . . . .	402	93	206	701
Milton . . . . .	5340	6896	1998	14234
Monroe . . . . .	33	11	24	68
Monson . . . . .	1479	255	471	2205
Montague . . . . .	2497	326	545	3368
Monterey . . . . .	123	65	38	231
Montgomery . . . . .	63	81	20	164
Mount Washington . . . . .	8	12	5	25
Nahant . . . . .	1240	330	226	1796
Nantucket . . . . .	880	114	375	1369
Natick . . . . .	4613	4931	1824	11368
Needham . . . . .	5156	7157	887	13200
New Ashford . . . . .	36	22	9	67
NEW BEDFORD . . . . .	27278	3605	10154	41037
New Braintree . . . . .	93	54	37	184
New Marlborough . . . . .	149	56	57	262
New Salem . . . . .	94	56	27	177
Newbury . . . . .	1028	294	184	1506
NEWBURYPORT . . . . .	3503	618	1567	5688
NEWTON . . . . .	30028	5266	5664	40958
Norfolk . . . . .	769	292	181	1242
NORTH ADAMS . . . . .	5076	561	1621	7258
North Andover . . . . .	4159	574	992	5725
North Attleborough . . . . .	4188	482	1147	5817
North Brookfield . . . . .	1043	207	479	1729
North Reading . . . . .	2900	574	238	3712
NORTHAMPTON . . . . .	7272	954	1976	10202
Northborough . . . . .	2012	497	346	2855
Northbridge . . . . .	2270	789	1213	4272
Northfield . . . . .	421	422	56	899
Norton . . . . .	1555	331	461	2347
Norwell . . . . .	1691	728	290	2709
Norwood . . . . .	8919	1572	1562	12053
Oak Bluffs . . . . .	384	118	93	595
Oakham . . . . .	98	107	65	270
Orange . . . . .	1366	310	403	2079
Orleans . . . . .	1119	195	305	1619
Otis . . . . .	103	26	59	188
Oxford . . . . .	2119	511	718	3348
Palmer . . . . .	2869	488	1015	4372
Paxton . . . . .	851	188	210	1249
PEABODY . . . . .	11730	2372	3186	17288
Pelham . . . . .	183	112	52	347
Pembroke . . . . .	2205	375	360	2940
Pepperell . . . . .	537	1080	99	1716
Peru . . . . .	30	31	8	69
Petersham . . . . .	248	72	108	428

## Question No. 7 (D) — Continued

*Shall licenses be granted in this city (or town) for the sale of all alcoholic beverages by hotels having a dining room capacity of not less than ninety-nine persons and lodging capacity of not less than fifty rooms?*

Cities and Towns	Yes	No	Blanks	Total Ballots
Phillipston . . . . .	174	40	37	251
PITTSFIELD . . . . .	12625	2212	6418	21255
Plainfield . . . . .	61	23	25	109
Plainville . . . . .	1096	169	212	1477
Plymouth . . . . .	4759	752	1020	6531
Plympton . . . . .	197	124	51	372
Princeton . . . . .	235	283	75	593
Provincetown . . . . .	771	125	241	1137
QUINCY . . . . .	26021	5962	6568	38551
Randolph . . . . .	6660	1097	1380	9137
Raynham . . . . .	1627	298	502	2427
Reading . . . . .	3195	4804	760	8759
Rehoboth . . . . .	1111	366	417	1894
REVERE . . . . .	10380	3053	4608	18041
Richmond . . . . .	193	143	49	385
Rochester . . . . .	321	218	87	626
Rockland . . . . .	3422	697	796	4915
Rockport . . . . .	640	1594	284	2518
Rowe . . . . .	55	58	21	134
Rowley . . . . .	684	236	162	1082
Royalston . . . . .	162	48	51	261
Russell . . . . .	316	55	72	443
Rutland . . . . .	616	213	162	991
SALEM . . . . .	11994	1943	3298	17235
Salisbury . . . . .	960	383	175	1518
Sandisfield . . . . .	34	18	44	146
Sandwich . . . . .	807	195	183	1185
Saugus . . . . .	6626	1936	1086	9648
Savoy . . . . .	54	24	21	99
Scituate . . . . .	4229	843	808	5880
Seekonk . . . . .	2244	616	755	3615
Sharon . . . . .	1881	2454	446	4781
Sheffield . . . . .	491	124	147	762
Shelburne . . . . .	493	150	126	769
Sherborn . . . . .	231	750	125	1106
Shirley . . . . .	606	244	219	1069
Shrewsbury . . . . .	5071	997	1410	7478
Shutesbury . . . . .	73	53	18	144
Somerset . . . . .	4187	644	1604	6435
SOMERVILLE . . . . .	21758	5495	6793	34046
South Hadley . . . . .	4183	635	996	5814
Southampton . . . . .	685	190	170	1045
Southborough . . . . .	1291	335	332	1958
Southbridge . . . . .	4530	660	2164	7354
Southwick . . . . .	1275	284	230	1789
Spencer . . . . .	2055	381	942	3378
SPRINGFIELD . . . . .	23349	4527	22653	50529
Sterling . . . . .	897	238	212	1347
Stockbridge . . . . .	615	108	115	838
Stoneham . . . . .	3477	3407	1106	7990
Stoughton . . . . .	5235	1116	835	7186
Stow . . . . .	808	258	154	1221
Sturbridge . . . . .	1176	158	417	1751
Sudbury . . . . .	2827	606	564	3997
Sunderland . . . . .	342	105	75	522
Sutton . . . . .	844	382	307	1533
Swampscott . . . . .	3987	734	1535	6256
Swansea . . . . .	3208	508	992	4708
TAUNTON . . . . .	9173	1343	4395	14911
Templeton . . . . .	1303	252	372	1927
Tewksbury . . . . .	4426	903	455	5784
Tisbury . . . . .	330	572	59	961
Tolland . . . . .	39	15	6	60
Topsfield . . . . .	608	1017	119	1744
Townsend . . . . .	931	284	213	1428
Truro . . . . .	251	75	53	379
Tyngsborough . . . . .	917	314	189	1420
Tyringham . . . . .	42	55	19	116
Upton . . . . .	750	300	351	1401
Uxbridge . . . . .	2006	462	913	3381
Wakefield . . . . .	6732	3169	1163	11064
Wales . . . . .	144	68	49	261
Walpole . . . . .	4633	857	810	6300
WALTHAM . . . . .	9590	2457	7490	19537
Ware . . . . .	2390	394	1054	3838
Wareham . . . . .	2138	574	670	3382
Warren . . . . .	931	193	459	1583
Warwick . . . . .	120	20	29	169

## Question No. 7 (D) — Concluded

*Shall licenses be granted in this city (or town) for the sale of all alcoholic beverages by hotels having a dining room capacity of not less than ninety-nine persons and lodging capacity of not less than fifty rooms?*

Cities and Towns	Yes	No	Blanks	Total Ballot s
Washington . . . . .	61	31	17	109
Watertown . . . . .	10641	2867	2758	16266
Wayland . . . . .	3417	1006	548	4971
Webster . . . . .	3369	654	2065	6088
Wellesley . . . . .	4527	6633	959	12119
Wellfleet . . . . .	401	181	84	676
Wendell . . . . .	65	20	12	97
Wenham . . . . .	376	928	105	1409
West Boylston . . . . .	1593	507	302	2402
West Bridgewater . . . . .	1432	529	272	2233
West Brookfield . . . . .	631	146	198	975
West Newbury . . . . .	356	401	132	889
West Springfield . . . . .	5473	1141	2702	9316
West Stockbridge . . . . .	294	53	79	426
West Tisbury . . . . .	60	126	20	206
Westborough . . . . .	2529	611	595	3735
WESTFIELD . . . . .	6814	1031	1815	9660
Westford . . . . .	2191	547	478	3216
Westhampton . . . . .	72	159	42	273
Westminster . . . . .	1015	346	281	1642
Weston . . . . .	1183	2963	346	4492
Westport . . . . .	2042	402	866	3310
Westwood . . . . .	1198	4089	274	5561
Weymouth . . . . .	14376	3099	2533	20008
Whately . . . . .	300	67	75	442
Whitman . . . . .	2803	764	712	4279
Wilbraham . . . . .	2637	615	466	3718
Williamsburg . . . . .	616	125	137	878
Williamstown . . . . .	1986	263	443	2692
Wilmington . . . . .	2208	2605	470	5283
Winchendon . . . . .	1487	360	458	2305
Winchester . . . . .	2898	4627	1701	9226
Windsor . . . . .	105	29	30	164
Winthrop . . . . .	2505	3758	2333	8596
WOBURN . . . . .	7138	3676	2426	13240
WORCESTER . . . . .	44918	8999	17580	71497
Worthington . . . . .	161	46	51	258
Wrentham . . . . .	1325	315	281	1921
Yarmouth . . . . .	2776	662	561	3999

## Question No. 7 (E)

*Shall licenses be granted in the city of Woburn for the sale therein of all alcoholic beverages by clubs and war veterans' organizations?*

Cities and Towns	Yes	No	Blanks	Total Ballots
WOBURN . . . . .	8540	3002	1698	13240

## Question No. 8 (A)

*Shall the pari-mutuel system of betting on licensed horse races be permitted in this county?*

## Berkshire County

Cities and Towns	Yes	No	Blanks	Total Ballots
Adams . . . . .	3021	1372	558	4951
Alford . . . . .	42	63	2	107
Becket . . . . .	142	75	32	249
Cheshire . . . . .	543	256	81	880

## Question No. 8 (A) — Concluded

*Shall the pari-mutuel system of betting on licensed horse races be permitted in this county?*

## Berkshire County — Concluded

Cities and Towns	Yes	No	Blanks	Total Ballots
Clarksburg	325	247	47	619
Dalton	1142	1348	107	2597
Egremont	172	200	22	394
Florida	114	85	29	228
Great Barrington	1348	850	254	2452
Hancock	147	25	3	175
Hinsdale	271	195	39	505
Lanesborough	499	474	41	1014
Lee	753	623	402	1778
Lenox	543	691	309	1543
Monterey	82	131	18	231
Mount Washington	11	10	4	25
New Ashford	16	48	3	67
New Marlborough	113	121	28	262
NORTH ADAMS	3544	3010	704	7258
Otis	79	50	59	188
Peru	34	33	2	69
PITTSFIELD	8445	7901	4909	21255
Richmond	131	242	12	385
Sandisfield	77	34	35	146
Savoy	43	40	16	99
Sheffield	348	324	90	762
Stockbridge	327	445	66	838
Tyringham	34	72	10	116
Washington	47	50	12	109
West Stockbridge	196	194	36	426
Williamstown	876	1613	203	2692
Windsor	72	75	17	164
Totals	23537	20897	8150	52584

## Question No. 8 (C)

*Shall the pari-mutuel system of betting on licensed horse races at county fairs be permitted in this county?*

## Berkshire County

Cities and Towns	Yes	No	Blanks	Total Ballots
Adams	3330	876	745	4951
Alford	70	31	6	107
Becket	143	73	33	249
Cheshire	614	157	109	880
Clarksburg	398	146	75	619
Dalton	1576	839	182	2597
Egremont	244	122	28	394
Florida	139	54	35	228
Great Barrington	1714	478	260	2452
Hancock	148	19	8	175
Hinsdale	316	135	54	505
Lanesborough	624	311	79	1014
Lee	902	456	420	1778
Lenox	774	492	277	1543
Monterey	123	93	15	231
Mount Washington	18	3	4	25
New Ashford	33	32	2	67
New Marlborough	134	94	34	262
NORTH ADAMS	4289	1909	1060	7258
Otis	78	49	61	188
Peru	41	25	3	69
PITTSFIELD	11276	5687	4292	21255
Richmond	202	166	17	385
Sandisfield	80	29	37	146
Savoy	43	33	23	99
Sheffield	469	201	92	762
Stockbridge	469	290	79	838
Tyringham	69	38	9	116
Washington	47	46	16	109
West Stockbridge	235	149	42	426
Williamstown	1300	1136	256	2692
Windsor	88	51	25	164
Totals	29986	14220	8378	52584

## Question No. 8 (A)

*Shall the pari-mutuel system of betting on licensed horse races be permitted in this county?*

## Hampshire County

Cities and Towns	Yes	No	Blanks	Total Ballots
Amherst . . . . .	1911	1586	405	3902
Belchertown . . . . .	939	411	183	1533
Chesterfield . . . . .	105	96	42	243
Cummington . . . . .	123	112	39	274
Easthampton . . . . .	3317	1167	858	5342
Goshen . . . . .	104	84	31	219
Granby . . . . .	916	445	160	1521
Hadley . . . . .	832	375	212	1419
Hatfield . . . . .	665	241	181	1087
Huntington . . . . .	288	177	101	566
Middlefield . . . . .	44	47	10	101
NORTHAMPTON . . . . .	6313	2495	1394	10202
Pelham . . . . .	147	174	26	347
Plainfield . . . . .	51	45	13	109
South Hadley . . . . .	3279	1899	636	5814
Southampton . . . . .	591	328	126	1045
Ware . . . . .	2252	814	772	3838
Westhampton . . . . .	124	126	23	273
Williamsburg . . . . .	502	279	97	878
Worthington . . . . .	128	100	30	258
Totals . . . . .	22631	11001	5339	38971

## Question No. 8 (B)

*Shall the pari-mutuel system of betting on licensed dog races be permitted in this county?*

## Hampshire County

Cities and Towns	Yes	No	Blanks	Total Ballots
Amherst . . . . .	1200	2174	528	3902
Belchertown . . . . .	752	532	249	1533
Chesterfield . . . . .	60	131	52	243
Cummington . . . . .	80	149	45	274
Easthampton . . . . .	2465	1774	1103	5342
Goshen . . . . .	62	117	40	219
Granby . . . . .	716	592	213	1521
Hadley . . . . .	567	577	275	1419
Hatfield . . . . .	394	451	242	1087
Huntington . . . . .	220	221	125	566
Middlefield . . . . .	31	59	11	101
NORTHAMPTON . . . . .	3807	4359	2036	10202
Pelham . . . . .	120	195	32	347
Plainfield . . . . .	33	57	19	109
South Hadley . . . . .	2628	2346	840	5814
Southampton . . . . .	421	464	160	1045
Ware . . . . .	1935	939	964	3838
Westhampton . . . . .	68	166	39	273
Williamsburg . . . . .	304	445	129	878
Worthington . . . . .	89	127	42	258
Totals . . . . .	15952	15875	7144	38971

## Question No. 8 (C)

*Shall the pari-mutuel system of betting on licensed horse races at county fairs be permitted in this county?*

## Hampshire County

Cities and Towns	Yes	No	Blanks	Total Ballots
Amherst . . . . .	2379	1138	385	3902
Belchertown . . . . .	993	340	200	1533
Chesterfield . . . . .	131	81	31	243
Cummington . . . . .	158	86	30	274
Easthampton . . . . .	3522	919	901	5342

Question No. 8 (C) — Concluded

*Shall the pari-mutuel system of betting on licensed horse races at county fairs be permitted in this county?*

Hampshire County — Concluded

Cities and Towns	Yes	No	Blanks	Total Ballots
Goshen . . . . .	122	66	31	219
Granby . . . . .	1028	334	159	1521
Hadley . . . . .	907	302	210	1419
Hatfield . . . . .	715	188	184	1087
Huntington . . . . .	299	153	114	566
Middlefield . . . . .	59	33	9	101
NORTHAMPTON . . . . .	6792	1985	1425	10202
Pelham . . . . .	182	137	28	347
Plainfield . . . . .	62	32	15	109
South Hadley . . . . .	3509	1557	748	5814
Southampton . . . . .	664	251	130	1045
Ware . . . . .	2342	664	832	3838
Westhampton . . . . .	153	103	17	273
Williamsburg . . . . .	574	213	91	878
Worthington . . . . .	154	72	32	258
Totals . . . . .	24745	8654	5572	38971

Question No. 8 (A)

*Shall the pari-mutuel system of betting on licensed horse races be permitted in this county?*

Franklin County

Cities and Towns	Yes	No	Blanks	Total Ballots
Ashfield . . . . .	157	221	58	436
Bernardston . . . . .	224	223	44	491
Buckland . . . . .	271	225	199	695
Charlemont . . . . .	164	125	40	329
Colrain . . . . .	230	187	50	467
Conway . . . . .	166	146	36	348
Deerfield . . . . .	747	436	150	1333
Erving . . . . .	319	106	68	493
Gill . . . . .	216	138	23	377
Greenfield . . . . .	3804	1761	1204	6769
Hawley . . . . .	24	35	11	70
Heath . . . . .	36	51	16	103
Leverett . . . . .	112	172	11	295
Leyden . . . . .	73	44	13	130
Monroe . . . . .	33	23	12	68
Montague . . . . .	2213	702	453	3368
New Salem . . . . .	93	68	16	177
Northfield . . . . .	280	537	82	899
Orange . . . . .	1070	614	395	2079
Rowe . . . . .	55	65	14	134
Shelburne . . . . .	298	364	107	769
Shutesbury . . . . .	76	58	10	144
Sunderland . . . . .	276	186	60	522
Warwick . . . . .	85	54	30	169
Wendell . . . . .	70	17	10	97
Whately . . . . .	234	152	56	442
Totals . . . . .	11326	6710	3168	21204

Hampden County

Agawam . . . . .	3562	2592	649	6803
Blandford . . . . .	126	144	18	288
Brimfield . . . . .	253	265	82	600
Chester . . . . .	206	93	44	343
CHICOPEE . . . . .	11485	5114	3970	20569
East Longmeadow . . . . .	1648	1967	752	4367
Granville . . . . .	131	181	40	352
Hampden . . . . .	517	475	116	1108
Holland . . . . .	169	113	28	310
HOLYOKE . . . . .	7231	5205	6068	18504
Longmeadow . . . . .	2038	3531	446	6015
Ludlow . . . . .	3272	1467	793	5532
Monson . . . . .	1159	670	376	2205
Montgomery . . . . .	68	86	10	164
Palmer . . . . .	2402	1155	815	4372
Russell . . . . .	232	145	66	443

## Question No. 8 (A) — Concluded

*Shall the pari-mutuel system of betting on licensed horse races be permitted in this county?*

## Hampden County

Cities and Towns	Yes	No	Blanks	Total Ballots
Southwick . . . . .	923	706	160	1789
SPRINGFIELD . . . . .	19075	14570	16884	50529
Tolland . . . . .	31	27	2	60
Wales . . . . .	121	96	44	261
West Springfield . . . . .	3896	3379	2041	9316
WESTFIELD . . . . .	5038	3302	1320	9660
Wilbraham . . . . .	1521	1862	335	3718
Totals . . . . .	65104	47145	35059	147308

## Nantucket County

Nantucket . . . . .	601	426	342	1369
---------------------	-----	-----	-----	------

## Question No. 8 (B)

*Shall the pari-mutuel system of betting on licensed dog races be permitted in this county?*

## Norfolk County

Cities and Towns	Yes	No	Blanks	Total Ballots
Avon . . . . .	999	777	201	1977
Bellingham . . . . .	1901	1136	577	3614
Braintree . . . . .	7812	5768	1267	14847
Brookline . . . . .	9088	6427	9525	25040
Canton . . . . .	3668	2079	656	6403
Cohasset . . . . .	1246	1464	302	3012
Dedham . . . . .	5774	4156	1608	11538
Dover . . . . .	460	1256	132	1848
Foxborough . . . . .	2460	1164	353	3977
Franklin . . . . .	3121	1404	943	5468
Holbrook . . . . .	2228	1342	474	4044
Medfield . . . . .	1296	1070	282	2648
Medway . . . . .	1419	817	345	2581
Millis . . . . .	1125	611	231	1967
Milton . . . . .	4211	8360	1663	14234
Needham . . . . .	3030	9119	1051	13200
Norfolk . . . . .	631	486	125	1242
Norwood . . . . .	6450	4013	1590	12053
Plainville . . . . .	850	436	191	1477
QUINCY . . . . .	21259	12129	5163	38551
Randolph . . . . .	5676	2373	1088	9137
Sharon . . . . .	2148	2261	372	4781
Stoughton . . . . .	4142	2323	721	7186
Walpole . . . . .	3611	1933	756	6300
Wellesley . . . . .	2249	8900	970	12119
Westwood . . . . .	1426	3777	358	5561
Weymouth . . . . .	11160	7150	1698	20008
Wrentham . . . . .	1049	623	249	1921
Totals . . . . .	110489	93354	32891	236734

## Plymouth County

Abington . . . . .	1717	2499	309	4525
Bridgewater . . . . .	961	2217	328	3506
BROCKTON . . . . .	9761	18097	2571	30429
Carver . . . . .	271	461	57	789
Duxbury . . . . .	526	1985	148	2659
East Bridgewater . . . . .	774	1803	197	2774
Halifax . . . . .	364	599	60	1023
Hanover . . . . .	995	1704	194	2893
Hanson . . . . .	694	1188	150	2032
Hingham . . . . .	2035	4606	530	7171
Hull . . . . .	1776	1102	424	3302
Kingston . . . . .	888	1015	166	2069
Lakeville . . . . .	611	708	143	1462
Marion . . . . .	421	805	108	1334
Marshfield . . . . .	1635	2352	278	4265
Mattapoisett . . . . .	648	826	203	1677
Middleborough . . . . .	1688	2361	350	4399



Question No. 8 (B) — Concluded

Shall the pari-mutuel system of betting on licensed dog races be permitted in this county?

Plymouth County — Concluded

Cities and Towns	Yes	No	Blanks	Total Ballots
Norwell . . . . .	811	1743	155	2709
Pembroke . . . . .	1099	1682	159	2940
Plymouth . . . . .	3167	3040	324	6531
Plympton . . . . .	125	228	19	372
Rochester . . . . .	216	356	54	626
Rockland . . . . .	2045	2395	475	4915
Scituate . . . . .	2032	3331	517	5880
Wareham . . . . .	1133	1820	429	3382
West Bridgewater . . . . .	646	1458	129	2233
Whitman . . . . .	1292	2685	302	4279
Totals . . . . .	38331	63066	8779	110176

Question No. 8 (A)

Shall the pari-mutuel system of betting on licensed horse races be permitted in this county?

Worcester County

Cities and Towns	Yes	No	Blanks	Total Ballots
Ashburnham . . . . .	521	526	148	1195
Athol . . . . .	2411	1293	810	4514
Auburn . . . . .	2572	2917	601	6090
Barre . . . . .	638	546	346	1530
Berlin . . . . .	271	346	77	694
Blackstone . . . . .	1165	640	472	2277
Bolton . . . . .	187	381	75	643
Boylston . . . . .	469	523	105	1102
Brookfield . . . . .	291	319	95	705
Charlton . . . . .	538	635	182	1355
Clinton . . . . .	2212	1616	1192	5020
Douglas . . . . .	518	546	229	1293
Dudley . . . . .	984	1111	584	2679
East Brookfield . . . . .	274	293	107	679
FITCHBURG . . . . .	8482	4318	3296	16096
GARDNER . . . . .	3542	2549	1397	7488
Grafton . . . . .	1761	1418	674	3853
Hardwick . . . . .	493	276	220	989
Harvard . . . . .	240	738	104	1082
Holden . . . . .	1683	3048	418	5149
Hopedale . . . . .	638	1097	305	2040
Hubbardston . . . . .	239	215	113	567
Lancaster . . . . .	457	870	181	1508
Leicester . . . . .	1583	1184	440	3207
LEOMINSTER . . . . .	6056	3466	2036	11558
Lunenburg . . . . .	1265	1184	321	2770
Mendon . . . . .	442	389	156	987
Milford . . . . .	4215	1600	2243	8058
Millbury . . . . .	2016	1556	693	4265
Millville . . . . .	340	192	169	701
New Braintree . . . . .	81	82	21	184
North Brookfield . . . . .	679	703	347	1729
Northborough . . . . .	1192	1450	213	2855
Northbridge . . . . .	1528	1595	1149	4272
Oakham . . . . .	83	153	34	270
Oxford . . . . .	1536	1367	445	3348
Paxton . . . . .	434	686	129	1249
Petersham . . . . .	143	217	68	428
Phillipston . . . . .	131	89	31	251
Princeton . . . . .	154	380	59	593
Royalston . . . . .	147	77	37	261
Rutland . . . . .	429	472	90	991
Shrewsbury . . . . .	3128	3464	886	7478
Southborough . . . . .	883	841	234	1958
Southbridge . . . . .	3022	2550	1782	7354
Spencer . . . . .	1458	1251	669	3378
Sterling . . . . .	458	747	142	1347
Sturbridge . . . . .	686	765	300	1751
Sutton . . . . .	617	706	210	1533

## Question No. 8 (A)

*Shall the pari-mutuel system of betting on licensed horse races be permitted in this county?*

## Worcester County — Concluded

Cities and Towns	Yes	No	Blanks	Total Ballots
Templeton . . . . .	964	698	265	1927
Upton . . . . .	563	586	252	1401
Uxbridge . . . . .	1535	1120	726	3381
Warren . . . . .	701	497	385	1583
Webster . . . . .	1989	2478	1621	6088
West Boylston . . . . .	882	1342	178	2402
West Brookfield . . . . .	436	414	125	975
Westborough . . . . .	1373	1980	382	3735
Westminster . . . . .	726	717	199	1642
Winchendon . . . . .	1204	762	339	2305
WORCESTER . . . . .	33348	26658	11491	71497
Totals . . . . .	107013	90649	40598	238260

## Question No. 8 (B)

*Shall the pari-mutuel system of betting on licensed dog races be permitted in this county?*

## Worcester County

Cities and Towns	Yes	No	Blanks	Total Ballots
Ashburnham . . . . .	447	563	185	1195
Athol . . . . .	2078	1450	986	4514
Auburn . . . . .	2311	3002	777	6090
Barre . . . . .	556	553	421	1530
Berlin . . . . .	251	353	90	694
Blackstone . . . . .	1094	652	531	2277
Bolton . . . . .	169	394	80	643
Boylston . . . . .	401	550	151	1102
Brookfield . . . . .	256	319	130	705
Charlton . . . . .	498	645	212	1355
Clinton . . . . .	1942	1680	1398	5020
Douglas . . . . .	483	552	258	1293
Dudley . . . . .	877	1154	648	2679
East Brookfield . . . . .	241	310	128	679
FITCHBURG . . . . .	7744	4566	3786	16096
GARDNER . . . . .	3100	2706	1682	7488
Grafton . . . . .	1599	1444	810	3853
Hardwick . . . . .	440	319	230	989
Harvard . . . . .	205	755	122	1082
Holden . . . . .	1473	3139	537	5149
Hopedale . . . . .	577	1115	348	2040
Hubbardston . . . . .	199	233	135	567
Lancaster . . . . .	407	878	223	1508
Leicester . . . . .	1423	1209	575	3207
LEOMINSTER . . . . .	5384	3645	2529	11558
Lunenburg . . . . .	1128	1227	415	2770
Mendon . . . . .	394	404	189	987
Millford . . . . .	3918	1648	2492	8058
Millbury . . . . .	1832	1597	836	4265
Millville . . . . .	315	200	186	701
New Braintree . . . . .	74	89	21	184
North Brookfield . . . . .	563	747	419	1729
Northborough . . . . .	1082	1488	285	2855
Northbridge . . . . .	1491	1731	1050	4272
Oakham . . . . .	76	157	37	270
Oxford . . . . .	1399	1385	564	3348
Paxton . . . . .	389	704	156	1249
Petersham . . . . .	124	225	79	428
Phillipston . . . . .	116	101	34	251
Princeton . . . . .	129	383	81	593
Royalston . . . . .	124	83	54	261
Rutland . . . . .	370	496	125	991
Shrewsbury . . . . .	2831	3572	1075	7478
Southborough . . . . .	792	885	281	1958
Southbridge . . . . .	2731	2652	1971	7354
Spencer . . . . .	1273	1299	806	3378
Sterling . . . . .	404	776	167	1347
Sturbridge . . . . .	622	781	348	1751

Question No. 8 (B)

Shall the pari-mutuel system of betting on licensed dog races be permitted in this county?

Worcester County — Concluded				
Cities and Towns	Yes	No	Blanks	Total Ballots
Sutton . . . . .	569	720	244	1533
Templeton . . . . .	847	741	339	1927
Upton . . . . .	496	603	302	1401
Uxbridge . . . . .	1389	1138	854	3381
Warren . . . . .	581	542	460	1583
Webster . . . . .	1761	2523	1804	6088
West Boylston . . . . .	771	1359	272	2402
West Brookfield . . . . .	370	443	162	975
Westborough . . . . .	1225	2033	477	3735
Westminster . . . . .	644	746	252	1642
Winchendon . . . . .	1051	804	450	2305
WORCESTER . . . . .	29698	27189	14610	71497
Totals . . . . .	95734	93657	48869	238260

Question No. 8

“Shall an act passed by the General Court in the year nineteen hundred and sixty-six, entitled ‘An Act authorizing the county commissioners of Bristol county to expend a certain sum of money for the purpose of advertising the recreational advantages of said county, be accepted?’”

Bristol County				
Cities and Towns	Yes	No	Blanks	Total Ballots
Acushnet . . . . .	1438	565	831	2834
ATTLEBORO . . . . .	5169	2451	2634	10254
Berkley . . . . .	256	137	162	555
Dartmouth . . . . .	3933	1565	1965	7463
Dighton . . . . .	785	351	391	1527
Easton . . . . .	2245	987	857	4089
Fairhaven . . . . .	3400	1274	1571	6245
FALL RIVER . . . . .	16006	6196	17127	39329
Freetown . . . . .	697	243	275	1215
Mansfield . . . . .	1759	712	850	3321
NEW BEDFORD . . . . .	19760	8006	13271	41037
North Attleborough . . . . .	3069	1092	1656	5817
Norton . . . . .	1362	511	474	2347
Raynham . . . . .	1170	580	677	2427
Rehoboth . . . . .	870	568	456	1894
Seekonk . . . . .	1824	916	875	3615
Somerset . . . . .	3311	1052	2072	6435
Swansea . . . . .	2518	936	1254	4708
TAUNTON . . . . .	6366	2771	5774	14911
Westport . . . . .	1540	651	1119	3310
Totals . . . . .	77478	31564	54291	163333

Question No. 9

Shall the Representative from this District be instructed to vote to approve the passage of a measure providing for an increase in the rate of taxation on income as a means of assisting the cities and towns without unnecessarily increasing the present rate of property tax?

Seventeenth Hampden Representative District				
Cities and Towns	Yes	No	Blanks	Total Ballots
SPRINGFIELD:				
Ward 8 . . . . .	3206	4066	3570	10842

Question No. 10

*Shall the Representative from this District be instructed to vote to approve the passage of a measure which would provide for a continued increase in the rate of property taxes in order to meet the increase in the cost of government?*

Seventeenth Hampden Representative District				
Cities and Towns	Yes	No	Blanks	Total Ballots
SPRINGFIELD: Ward 8 . . . . .	1894	5261	3687	10842

Question No. 8

*Shall the Representative from this District be instructed to vote to approve the retention of a limited three per cent sales tax rather than the adoption of a graduated income tax as a means of raising additional revenue to provide property tax relief for cities and towns?*

Seventeenth Suffolk Representative District				
Cities and Towns	Yes	No	Blanks	Total Ballots
BOSTON: Ward 22 . . . . .	5279	1392	5011	11682

Question No. 9

*Shall the Representative from this District be instructed to vote to approve the passage of a measure creating a financial responsibility merit system of automobile insurance as a substitute for the present compulsory automobile insurance system?*

Seventeenth Suffolk Representative District				
Cities and Towns	Yes	No	Blanks	Total Ballots
BOSTON: Ward 22 . . . . .	5560	1001	5121	11682

*Shall the Representative from this District be instructed to vote to approve the passage of a constitutional amendment reducing the size of the Massachusetts House of Representatives from 240 members to 160 members?*

Seventeenth Worcester Representative District				
Cities and Towns	Yes	No	Blanks	Total Ballots
WORCESTER: Wards 2 and 3 . . . . .	7938	2430	3909	14277

Twenty-first Worcester Representative District				
Cities and Towns	Yes	No	Blanks	Total Ballots
WORCESTER: Ward 9 . . . . .	4420	992	1617	7029

Total Number of Votes Cast

Barnstable County		Berkshire County	
Cities and Towns		Cities and Towns	
Barnstable . . . . .	7657	Adams . . . . .	4951
Bourne . . . . .	2727	Alford . . . . .	107
Brewster . . . . .	821	Becket . . . . .	249
Chatham . . . . .	2078	Cheshire . . . . .	880
Dennis . . . . .	2653	Clarksburg . . . . .	619
Eastham . . . . .	904	Dalton . . . . .	2597
Falmouth . . . . .	5579	Egremont . . . . .	394
Harwich . . . . .	2430	Florida . . . . .	228
Mashpee . . . . .	367	Great Barrington . . . . .	2452
Orleans . . . . .	1619	Hancock . . . . .	175
Provincetown . . . . .	1137	Hinsdale . . . . .	505
Sandwich . . . . .	1185	Lanesborough . . . . .	1014
Truro . . . . .	379	Lee . . . . .	1778
Wellfleet . . . . .	676	Lenox . . . . .	1543
Yarmouth . . . . .	3999	Monterey . . . . .	231
Totals . . . . .	34211	Mount Washington . . . . .	25

Total Number of Votes Cast — Continued

Berkshire County — Concluded		Essex County — Concluded	
<b>Cities and Towns</b>		<b>Cities and Towns</b>	
New Ashford . . . . .	67	Swampscott . . . . .	6256
New Marlborough . . . . .	262	Topsfield . . . . .	1744
NORTH ADAMS . . . . .	7258	Wenham . . . . .	1409
Otis . . . . .	188	West Newbury . . . . .	889
Feru . . . . .	69	Totals . . . . .	253392
PITTSFIELD . . . . .	21255	<b>Franklin County</b>	
Richmond . . . . .	385	Ashfield . . . . .	436
Sandisfield . . . . .	146	Bernardston . . . . .	491
Savoy . . . . .	99	Buckland . . . . .	695
Sheffeld . . . . .	762	Charlemont . . . . .	329
Stockbridge . . . . .	838	Colrain . . . . .	467
Tyringham . . . . .	116	Conway . . . . .	348
Washington . . . . .	109	Deerfield . . . . .	1333
West Stockbridge . . . . .	426	Erving . . . . .	493
Williamstown . . . . .	2692	Gill . . . . .	377
Windsor . . . . .	164	Greenfield . . . . .	6769
Totals . . . . .	52584	Hawley . . . . .	70
<b>Bristol County</b>		Heath . . . . .	103
Acushnet . . . . .	2834	Leverett . . . . .	295
ATTLEBORO . . . . .	10254	Leyden . . . . .	130
Berkley . . . . .	555	Monroe . . . . .	68
Dartmouth . . . . .	7463	Montague . . . . .	3368
Dighton . . . . .	1527	New Salem . . . . .	177
Easton . . . . .	4089	Northfield . . . . .	899
Fairhaven . . . . .	6245	Orange . . . . .	2079
FALL RIVER . . . . .	39329	Rowe . . . . .	134
Freetown . . . . .	1215	Shelburne . . . . .	769
Mansfield . . . . .	3321	Shutesbury . . . . .	144
NEW BEDFORD . . . . .	41037	Sunderland . . . . .	522
North Attleborough . . . . .	5817	Warwick . . . . .	169
Norton . . . . .	2347	Wendell . . . . .	97
Raynham . . . . .	2427	Whately . . . . .	442
Rehoboth . . . . .	1894	Totals . . . . .	21205
Seekonk . . . . .	3615	<b>Hampden County</b>	
Somerset . . . . .	6435	Agawam . . . . .	6803
Swansea . . . . .	4708	Blandford . . . . .	288
TAUNTON . . . . .	14911	Brimfield . . . . .	600
Westport . . . . .	3310	Chester . . . . .	343
Totals . . . . .	163333	CHICOPEE . . . . .	20569
<b>Dukes County</b>		East Longmeadow . . . . .	4367
Chilmark . . . . .	133	Granville . . . . .	352
Edgartown . . . . .	644	Hampden . . . . .	1108
Cay Head . . . . .	50	Holland . . . . .	310
Cesnold . . . . .	38	HOLYOKE . . . . .	18504
Oak Bluffs . . . . .	595	Longmeadow . . . . .	6015
Tisbury . . . . .	961	Ludlow . . . . .	5532
West Tisbury . . . . .	206	Monson . . . . .	2205
Totals . . . . .	2627	Montgomery . . . . .	164
<b>Essex County</b>		Palmer . . . . .	4372
Amesbury . . . . .	-4329	Russell . . . . .	443
Andover . . . . .	8964	Southwick . . . . .	1789
BEVERLY . . . . .	15224	SPRINGFIELD . . . . .	50529
Boxford . . . . .	1322	Tolland . . . . .	60
Danvers . . . . .	9509	Wales . . . . .	261
Essex . . . . .	1046	West Springfield . . . . .	9316
Georgetown . . . . .	1864	WESTFIELD . . . . .	9660
GLOUCESTER . . . . .	9915	Wilbraham . . . . .	3718
Groveland . . . . .	1816	Totals . . . . .	147308
Hamilton . . . . .	2536	<b>Hampshire County</b>	
HAVERHILL . . . . .	18705	Amherst . . . . .	3902
Ipswich . . . . .	4098	Belchertown . . . . .	1533
LAWRENCE . . . . .	28993	Chesterfield . . . . .	243
LYNN . . . . .	37913	Cummington . . . . .	274
Lynnfield . . . . .	4618	Easthampton . . . . .	5342
Manchester . . . . .	2032	Goshen . . . . .	219
Marblehead . . . . .	9797	Granby . . . . .	1521
Merrimac . . . . .	1494	Hadley . . . . .	1419
Metuen . . . . .	13654	Hatfield . . . . .	1087
Middleton . . . . .	1261	Huntington . . . . .	566
Nahant . . . . .	1796	Middlefield . . . . .	101
Newbury . . . . .	1506	NORTHAMPTON . . . . .	10202
NEWBURYPORT . . . . .	5688	Felham . . . . .	347
North Andover . . . . .	5725	Plainfield . . . . .	109
FEABODY . . . . .	17288	South Hadley . . . . .	5814
Rockport . . . . .	2518	Southampton . . . . .	1045
Rowley . . . . .	1082	Ware . . . . .	3838
SALEM . . . . .	17235	Westhampton . . . . .	273
Salisbury . . . . .	1518	Williamsburg . . . . .	878
Saugus . . . . .	9648	Worthington . . . . .	258
		Totals . . . . .	38971

Total Number of Votes Cast — Continued

Middlesex County		Norfolk County — Concluded	
Cities and Towns		Cities and Towns	
Acton . . . . .	3808	Stoughton . . . . .	7186
Arlington . . . . .	24943	Walpole . . . . .	6300
Ashby . . . . .	735	Wellesley . . . . .	12119
Ashland . . . . .	2925	Westwood . . . . .	5561
Ayer . . . . .	1460	Weymouth . . . . .	20008
Bedford . . . . .	3900	Wrentham . . . . .	1921
Belmont . . . . .	14321	Totals . . . . .	236734
Billerica . . . . .	7288	<b>Plymouth County</b>	
Boxborough . . . . .	458	Abington . . . . .	4525
Burlington . . . . .	6900	Bridgewater . . . . .	3506
CAMBRIDGE . . . . .	36130	BROCKTON . . . . .	30429
Carlisle . . . . .	889	Carver . . . . .	789
Chelmsford . . . . .	9044	Duxbury . . . . .	2659
Concord . . . . .	5889	East Bridgewater . . . . .	2774
Dracut . . . . .	6517	Halifax . . . . .	1023
Dunstable . . . . .	412	Hanover . . . . .	2893
EVERETT . . . . .	18683	Hanson . . . . .	2032
Framingham . . . . .	19621	Hingham . . . . .	7171
Groton . . . . .	1783	Hull . . . . .	3302
Holliston . . . . .	3229	Kingston . . . . .	2069
Hopkinton . . . . .	2039	Lakeville . . . . .	1462
Hudson . . . . .	5178	Marion . . . . .	1334
Lexington . . . . .	12324	Marshfield . . . . .	4265
Lincoln . . . . .	2039	Mattapoissett . . . . .	1677
Littleton . . . . .	1948	Middleborough . . . . .	4399
LOWELL . . . . .	36811	Norwell . . . . .	2709
MALDEN . . . . .	23090	Pembroke . . . . .	2940
MARLBOROUGH . . . . .	9245	Plymouth . . . . .	6531
Maynard . . . . .	3516	Plympton . . . . .	372
MEDFORD . . . . .	27404	Rochester . . . . .	626
MELROSE . . . . .	13278	Rockland . . . . .	4915
Natick . . . . .	11368	Scituate . . . . .	5880
NEWTON . . . . .	40958	Wareham . . . . .	3382
North Reading . . . . .	3712	West Bridgewater . . . . .	2233
Pepperell . . . . .	1716	Whitman . . . . .	4279
Reading . . . . .	8759	Totals . . . . .	110176
Sherborn . . . . .	1106	<b>Suffolk County</b>	
Shirley . . . . .	1069	BOSTON . . . . .	220462
SOMERVILLE . . . . .	34046	CHELSEA . . . . .	11881
Stoneham . . . . .	7990	REVERE . . . . .	18041
Stow . . . . .	1222	Winthrop . . . . .	8596
Sudbury . . . . .	3997	Totals . . . . .	258230
Tewksbury . . . . .	5784	<b>Worcester County</b>	
Townsend . . . . .	1428	Ashburnham . . . . .	1195
Tyngsborough . . . . .	1420	Athol . . . . .	4514
Wakefield . . . . .	11064	Auburn . . . . .	6090
WALTHAM . . . . .	19537	Barre . . . . .	1530
Watertown . . . . .	16266	Berlin . . . . .	694
Wayland . . . . .	4971	Blackstone . . . . .	2277
Westford . . . . .	3216	Bolton . . . . .	643
Weston . . . . .	4492	Boylston . . . . .	1102
Wilmington . . . . .	5283	Brookfield . . . . .	705
Winchester . . . . .	9226	Charlton . . . . .	1355
WOBURN . . . . .	13240	Clinton . . . . .	5020
Totals . . . . .	517677	Douglas . . . . .	1293
<b>Nantucket County</b>		Dudley . . . . .	2679
Nantucket . . . . .	1369	East Brookfield . . . . .	679
<b>Norfolk County</b>		FITCHBURG . . . . .	16096
Avon . . . . .	1977	GARDNER . . . . .	7488
Bellingham . . . . .	3614	Grafton . . . . .	3853
Braintree . . . . .	14847	Hardwick . . . . .	989
Brookline . . . . .	25040	Harvard . . . . .	1082
Canton . . . . .	6403	Holden . . . . .	5149
Cohasset . . . . .	3012	Hopedale . . . . .	2040
Dedham . . . . .	11538	Hubbardston . . . . .	567
Dover . . . . .	1848	Lancaster . . . . .	1508
Foxborough . . . . .	3977	Leicester . . . . .	3207
Franklin . . . . .	5468	LEOMINSTER . . . . .	11558
Holbrook . . . . .	4044	Lunenburg . . . . .	2770
Medfield . . . . .	2648	Mendon . . . . .	987
Medway . . . . .	2581	Milford . . . . .	8058
Millis . . . . .	1967	Millbury . . . . .	4265
Milton . . . . .	14234	Millville . . . . .	701
Needham . . . . .	13200	New Braintree . . . . .	184
Norfolk . . . . .	1242	North Brookfield . . . . .	1729
Norwood . . . . .	12053	Northborough . . . . .	2855
Plainville . . . . .	1477	Northbridge . . . . .	4272
QUINCY . . . . .	38551	Oakham . . . . .	270
Randolph . . . . .	9137		
Sharon . . . . .	4781		

Total Number of Votes Cast — Concluded

Worcester County — Continued		Worcester County — Concluded	
Cities and Towns		Cities and Towns	
Oxford . . . . .	3348	Winchendon . . . . .	2305
Paxton . . . . .	1249	WORCESTER . . . . .	71497
Petersham . . . . .	428	Totals . . . . .	238260
Phillipston . . . . .	251		
Princeton . . . . .	593		
Royalston . . . . .	261	Aggregate of Votes	
Rutland . . . . .	991	Counties	
Shrewsbury . . . . .	7478	BARNSTABLE . . . . .	34211
Southborough . . . . .	1958	BERKSHIRE . . . . .	52584
Southbridge . . . . .	7354	BRISTOL . . . . .	163333
Spencer . . . . .	3378	DUKES COUNTY . . . . .	2627
Sterling . . . . .	1347	ESSEX . . . . .	253392
Sturbridge . . . . .	1751	FRANKLIN . . . . .	21204
Sutton . . . . .	1533	HAMPDEN . . . . .	147308
Templeton . . . . .	1927	HAMPSHIRE . . . . .	38971
Upton . . . . .	1401	MIDDLESEX . . . . .	517677
Uxbridge . . . . .	3381	NANTUCKET . . . . .	1369
Warren . . . . .	1583	NORFOLK . . . . .	236734
Webster . . . . .	6088	PLYMOUTH . . . . .	110176
West Boylston . . . . .	2402	SUFFOLK . . . . .	258980
West Brookfield . . . . .	975	WORCESTER . . . . .	238260
Westborough . . . . .	3735	Totals . . . . .	2076826
Westminster . . . . .	1642		

NUMBER OF VOTES RECEIVED BY EACH CANDIDATE AT THE SPECIAL PRIMARIES, FEBRUARY 15, 1966

REPUBLICAN

Representative (To fill a Vacancy) — 1

Third Suffolk District

Cities and Towns	Jack Cincotti of Boston	Garry L. Curran of Boston	Maurice E. Frye, Jr. of Boston	Maurice Merson of Boston	All Others	Blanks	Total Votes Cast
BOSTON: Wards 3 and 5 . . . . .	95	192	790	180	13	13	1283

DEMOCRATIC

Representative (To fill a Vacancy) — 1

Third Suffolk District

Cities and Towns	William P. Foley of Boston	Joseph A. Langone, 3rd. of Boston	Ronald W. Rose of Boston	Peter Thomson of Boston	All Others	Blanks	Total Votes Cast
BOSTON: Wards 3 and 5 . . . . .	243	1942	302	112	7	26	2632

NUMBER OF VOTES RECEIVED BY EACH CANDIDATE AT THE SPECIAL ELECTION,  
MARCH 8, 1966

*Representatives in the General Court (To fill a Vacancy)*

		Suffolk County		
Third District		Maurice E. Frye, Jr. of Boston Republican	Joseph A. Langone, 3rd. of Boston Democratic	All Others
BOSTON:				
Ward 3, Precinct 1	1	49	597	-
" " " " 2	2	46	592	-
" " " " 3	3	52	606	-
" " " " 4	4	35	621	-
" " " " 5	5	104	48	-
" " " " 6	6	162	145	8
" " " " 7	7	4	9	-
" " " " 8	8	28	48	-
" " " " 9	9	67	128	-
Ward 5, Precinct 1	1	54	30	-
" " " " 2	2	133	46	-
" " " " 3	3	491	36	-
" " " " 4	4	316	88	3
" " " " 5	5	541	41	-
" " " " 6	6	339	12	-
" " " " 7	7	381	15	-
" " " " 8	8	344	11	-
" " " " 9	9	267	21	-
" " " " 10	10	180	31	-
" " " " 11	11	188	23	-
" " " " 12	12	169	23	-
Totals		3950	3171	11

NUMBER OF VOTES RECEIVED BY EACH CANDIDATE AT THE SPECIAL PRIMARIES,  
APRIL 5, 1966

REPUBLICAN

*Representative (To fill a Vacancy) — 1*

First Dukes District

Cities and Towns	Manuel M. Maciel of Tisbury	Benjamin C. May- hew, Jr. of Chilmark	David M. Ritter of Oak Bluffs	All Others	Blanks	Total Votes Cast
Chilmark	6	109	2	-	-	117
Edgartown	44	306	31	-	-	381
Gay Head	2	12	3	-	-	17
Gosnold	-	10	-	-	-	10
Oak Bluffs	63	252	70	2	2	389
Tisbury	236	386	96	-	2	720
West Tisbury	7	134	14	-	-	155
Totals	358	1209	216	2	4	1789



NUMBER OF VOTES RECEIVED BY EACH CANDIDATE AT THE SPECIAL PRIMARIES,  
APRIL 5, 1966

DEMOCRATIC

*Representative (To fill a Vacancy) — 1*

First Dukes District

Cities and Towns	Maurice J. Healey of Oak Bluffs	George C. Woods of Tisbury	*Benjamin C. Mayhew, Jr. of Chilmark	All Others	Blanks	Total Votes Cast
Chilmark . . . . .	1	—	8	—	—	9
Edgartown . . . . .	25	6	12	6	6	55
Gay Head . . . . .	1	—	—	—	—	1
Gosnold . . . . .	4	2	—	—	—	6
Oak Bluffs . . . . .	45	10	1	—	6	62
Tisbury . . . . .	27	19	2	—	9	57
West Tisbury . . . . .	6	2	2	—	—	10
Totals . . . . .	109	39	25	6	21	200

\*Write-in candidate.

NUMBER OF VOTES RECEIVED BY EACH CANDIDATE AT THE SPECIAL ELECTION,  
APRIL 26, 1986

*Representative in the General Court (To fill a Vacancy)*

First Dukes District

Cities and Towns	Maurice J. Healey of Oak Bluffs Democratic	Benjamin C. Mayhew, Jr. of Chilmark Republican
Chilmark . . . . .	2	114
Edgartown . . . . .	38	328
Gay Head . . . . .	1	26
Gosnold . . . . .	1	10
Oak Bluffs . . . . .	104	256
Tisbury . . . . .	48	445
West Tisbury . . . . .	6	124
Totals . . . . .	200	1303













