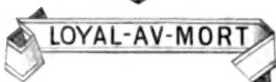
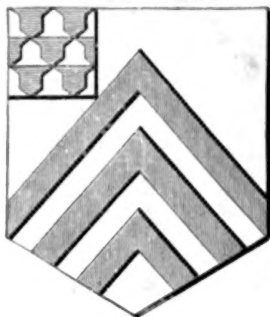




THERMO - ELECTRICITY

ARTHUR RUST

S&M
A
293





JOHN LANGTON

From the
ESTATE OF JOHN LANGTON
to the
UNIVERSITY OF TORONTO
1920



Digitized by the Internet Archive
in 2007 with funding from
Microsoft Corporation





ELECTRICITY:

THEORETICALLY

AND

PRACTICALLY CONSIDERED,

BY THE AID OF

THERMO-ELECTRICITY.

BY

ARTHUR RUST.

E. & F. N. SPON, 125, STRAND, LONDON.
NEW YORK: 12, CORTLANDT STREET.



THERMO-ELECTRICITY:

THEORETICALLY

AND

PRACTICALLY CONSIDERED.

IN studying Electricity, one of the first thoughts to occur is concerning its nature—What is it? So simple, so easily excited, yet so subtle as to evade our keenest analysis, of what does it consist?

Few have attempted to answer the question. Few have ventured to formulate any theory—they merely point to its various laws.

There is a wide divergence between the ideas which, at different periods, have obtained concerning this mighty force. The wondering, awe-struck ancients, spoke of "Jove's thunderbolts hurled from Olympus;" then, generations which followed, of "the attractive property amber acquires when rubbed;" and now, the more scientific moderns, have had the later conception of "the two electric fluids;" but, by common consent, no satisfactory definition has yet been established.

Turning various facts over in my mind during the years 1884 and 1885, at the end of 1885 I wrote this as a theory—"*Electricity is a mode of motion produced by friction of molecules against each other, and conveyed away by the best conductor.*"

Further researches have enabled me to extend this formula ; and I now offer the following as more complete—*Electricity is one of the effects of the interaction of atoms and molecules in virtue of their physical properties.* Just as Heat is now known as a mode of motion, and is produced by the friction of matter, we might similarly say that—*Electricity is a mode of motion, a flow of molecular vibrations produced by the friction of molecules against molecules (which by various methods have been brought into different conditions), and conveyed away by the best conductor.*

Of all the various sources of electricity which one can take to prove this theory, and learn to its fullest, even if only to a small extent its nature, which will answer our purpose best? After carefully thinking over the various sources, whether Friction machines, Voltaic cells, Dynamos, Percussion, Vibration, Disruption, Cleavage, Crystallisation, Solidification, Combustion, Evaporation, Atmospheric in all of its varieties, Pyro, Animal, Vegetable, or Thermo-electricity—Thermo-electricity for many reasons appeared the best.

To a considerable extent it was an untrodden field, and one in which there was more promise of fresh facts than in any of the others. This and other things decided its selection. Accordingly, during 1886 and part of 1887, having time at my disposal, I was able to test what I have now advanced.

Most substances have a proportionate conductive energy for heat and electricity. For heat the conduction is slow, while for electricity it is all but instantaneous. The relation between the two appears to be that electricity in its transmission always generates heat, and that heat, whenever it crosses two molecules in dissimilar conditions, or of *dissimilar* specific properties, generates an electric current.

Without passing in review the various metals which have been tabulated by different writers as to their Electromotive

force, and the various forms of Thermo-batteries and Thermo-couples that have been used, tried, or experimented with, and are a matter of history ; I may just say that the experiments that are here selected for description have all been made with soft Iron for the first couple, and Zinc-antimony for the second. Many other metals and different substances have been tried during a series of some few thousands of experiments ; but to simplify the argument and to clear the ground, I shall only mention a few experiments, and confine them to these two metals, which were chiefly used.


In making any desired couple, it was clearly necessary to see that the Iron was clean ; that exactly the same quantity and proportion of Zinc and Antimony were used, and cast as nearly as possible under the same conditions ; that a perfect joint was made in casting, so that the Iron and Zinc-antimony were one body. Otherwise many false results would have been registered ; and I may mention that all the results described have been tested at least four, and the majority more than a dozen times.

Before we can expect to test any conclusion in this matter, we must quote several experiments that have been made, and in about the same order in which they actually took place. Without this it will be impossible either to explain or understand what actions really go on, though ultimately these will lead up to, and throw some light upon the point we are trying to prove.

In testing the Thermo-couples, we used a Bunsen gas burner to produce the heat, and a piece of sheet iron of convenient shape, resting upon non-conducting supports, to supply the heat to the couples ; the usual wires being connected by binding screws to the couples, or leads to the galvanometer, or to the tangent galvanometer ; and a thermometer to test the degrees of heat (Fig. 1).


We may take the conductivity of Silver at 100°, that

of soft Iron at 20·18, and that of cast Zinc antimony at about 5·5.




We will mention three distinct forms of couples which will help us to understand the subject.

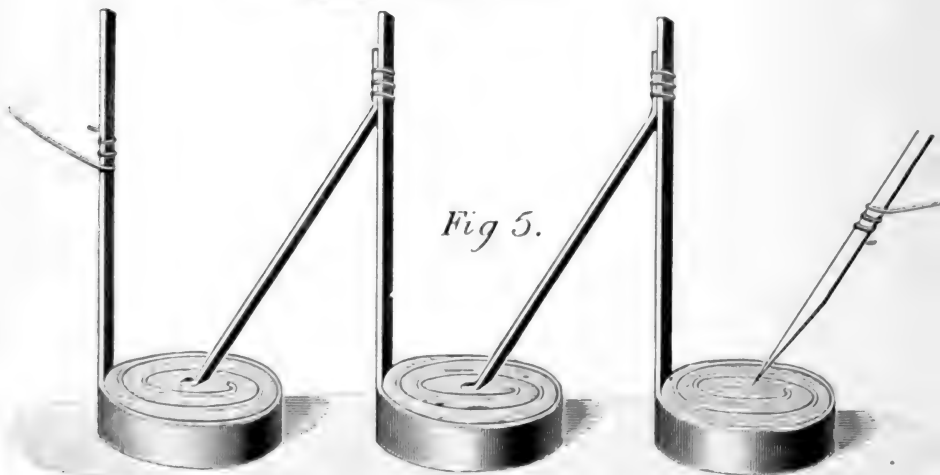
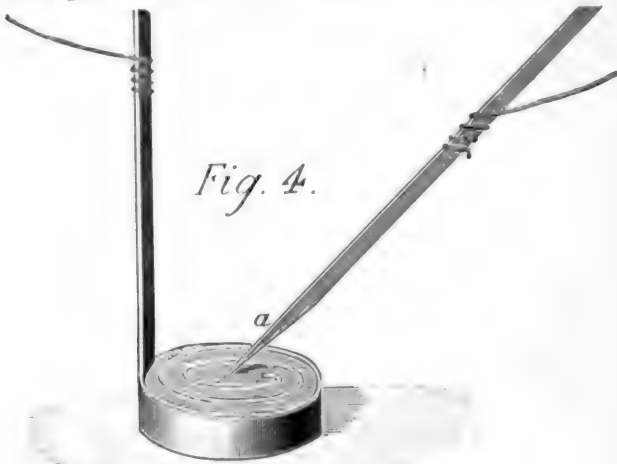
1. Cut out an angle piece from a sheet of 20 gauge sheet Iron (Fig. 2), say $2\frac{1}{2}$ inches high by $3\frac{1}{2}$ to 4 inches long,




and $\frac{3}{16}$ to $\frac{1}{4}$ inch wide. Take the bottom end and twist it into a coil (Fig. 3); pour the Zinc-antimony into it, and you have the two metals in combination.



If an iron strip, thin pointed, can be cast into the zinc-antimony SLIGHTLY, so that it balances itself, it makes the experiment easier. Connect the two ends up, raise the heating surface to about 375° F., and the galvanometer will give, say 50° galvr. (Fig. 4). Have a pot of melted wax at the same temperatures ready at hand, and plunge the Thermocouple into it. No E.M.F. is indicated, and at once the galvanometer falls to zero.



Take three of these and join them together by a copper wire lead just touching the centre of the next couple (Fig. 5); the galvanometer registers 70° galvr.

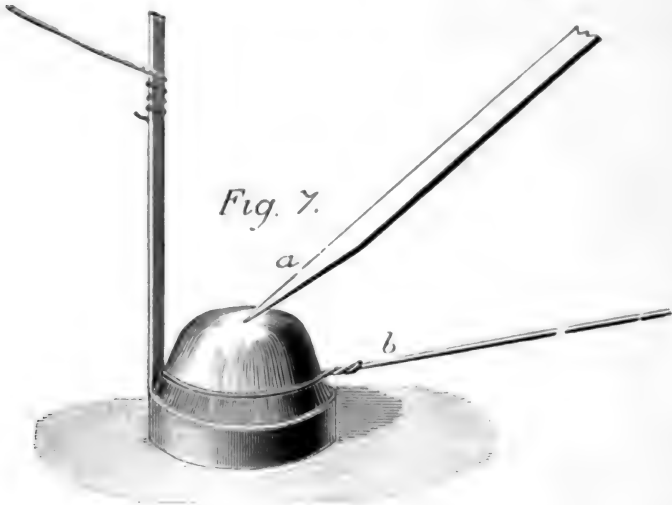


Now take three others, cast firmly, and connected together in casting, thus (Fig. 6), and at 375° F.—what is the result? Is it 70° galvr.? No, galvr. zero!


Take couple Fig. 4 again, with different temperatures, 300° F. shows 40° galvr.; 375° F. shows 50° galvr.; but strange to say, if carried up to 400° F., in spite of Sir W. Thomson, or the “Thomson effect” of the iron being in its favour to indicate a higher E.M.F., the galvanometer falls back to 44° on the scale.

Let us now try what result it will give if we firmly solder the iron lead *a* into the zinc-antimony iron couple. Strange to say the galvanometer falls again, and this time it is at zero instead of at 50° galvr. Why is this? What is the meaning of it?

We now construct another of these Zinc-antimony Iron couples, but instead of pouring the ZA into the Iron coil level, we will more than fill it with ZA (Fig. 7), and raise



the temperature to about 400° F. If we put the iron lead connection on to the top at *a*, galvanometer shows 46° ,



but if we twist the copper lead firmly round the bottom of the alloy at *b*, instead of 46° being indicated at the galvanometer, we cannot get more than $41-42^\circ$. How is this?

Remembering that the conductivity of Iron is almost four times that of ZA, and therefore the more we can bring the molecules of the two metals into friction the greater E.M.F. will be obtained, let us cast a couple in the following form.

Take again a piece of 20 gauge sheet Iron, cut it to pattern (Fig 8.), instead of into the narrow strip; roll this into a coil as before, and we have, after casting the ZA upon it, a couple in this form (Fig. 9). Lay the copper lead




Fig. 9.

(*a*) firmly on, and we have as a result about 40° galvr.—not equal to Fig. 4. Now to understand the reason of this, we must seek an explanation in some other direction.

Before turning to some older forms of Thermo-couples, let us mention a few results from others, which we will call Class 2.

Take some Iron rings $\frac{5}{8}$ inch diameter and $\frac{11}{32}$ inch deep

(Fig. 10); cast two Copper leads into the Alloy when casting the Zinc-antimony into the rings. At 350° F. it shows 15° galvr., and at 400° F., 25° galvr. Again with similar rings



Fig 10.

cast two German silver leads into the alloy: at 350° F. it shows 1° galvr.; and at 410° F., 1° galvr. the same. But if one German silver lead and one Copper lead is used, at 410° F. it shows 42° galvr. Construct three of these rings, fasten their leads firmly together, German silver to Copper: at 330° F. we get 50° galvr., and at 410° F., 60° galvr.

Again, let us take a piece of 20 gauge sheet Iron, like

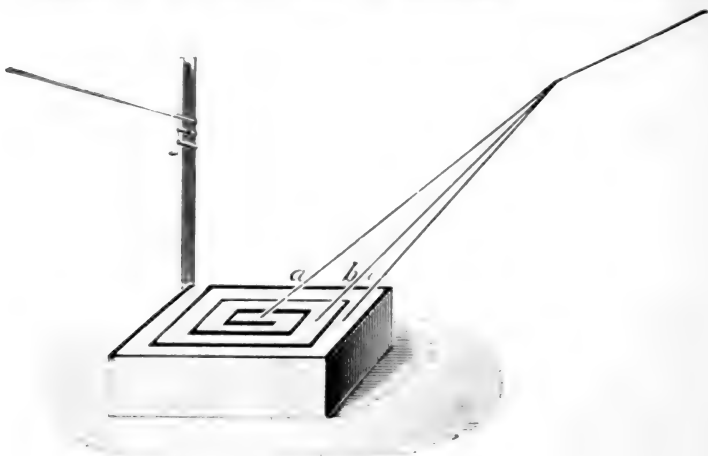


Fig. 11.

Fig. 2, but cut the foot longer, and instead of turning it into a coil, turn it into a square (Fig. 11), lay a copper lead on at *a*, and you cannot get more than 40 to 45° indicated upon the galvanometer. Lay a second lead in connection with the first one at *b*, and you obtain 49° galvr. Lay a third one, also in connection, on at *c*, and 54° galvr. is the result.

These experiments are interesting, but we do not understand the reasons of the results yet, and we must do so to guide us into further knowledge. It must be pointed out that unless the connections are in close contact, the resistance is so tremendously increased that for any commercial purpose the system is absolutely valueless. We will, therefore, turn and experiment upon some of the older form of Thermo-couples, and see what can be learnt from them.

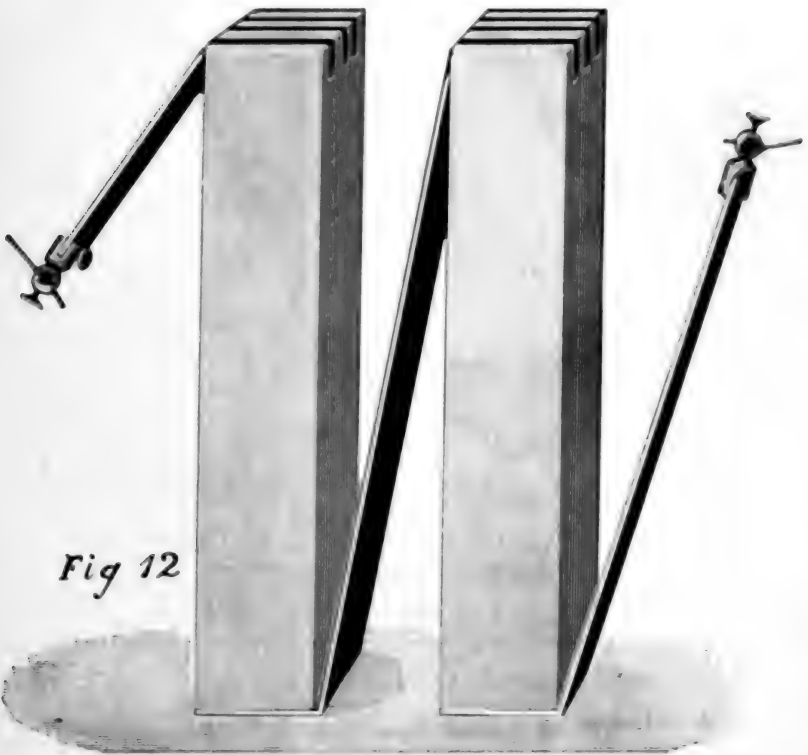


Fig 12

These form Class 3. Remembering the old rule, that the thermo-electromotive force is proportional to the difference of temperature of the junctions, let us construct some couples, $3\frac{1}{2} \times \frac{1}{2} \times \frac{5}{8}$ inches, by taking 18 gauge sheet iron, and cutting the ends into three slits, which, when twisted and having the $Z\Lambda$ poured in, will form the junctions (see Fig. 12). Heat up to 375° F., and we have only 33° on the galvr. This is clearly going backwards. Now let us try half the length of couple, say $1\frac{3}{4} \times \frac{3}{4} \times \frac{7}{8}$ inches from 20 gauge sheet Iron (Fig. 13), connect up, and at

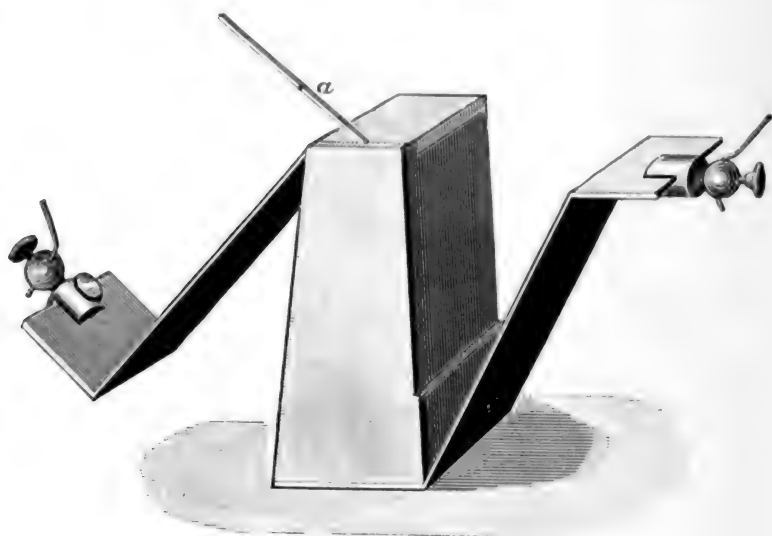


Fig. 13.

the same temperature we have 42° galvr., or a little better than the result of the longer ones (Fig. 12), which is in direct contradiction to the recognized laws on the subject.

Now let us take wire gauze double, instead of 20 gauge sheet iron, say about 16 mesh, and construct 2 couples, say $1\frac{1}{2} \times \frac{5}{8} \times \frac{7}{8}$ inches (Fig. 14). Try them at 410° F., and we get 49 to 50° galvr. This is better. But we will try

and get the molecules into a state of still greater friction one with the other. Remembering that the conductivity of Iron is 2018 and ZA 55, and that the larger the Iron surface-




Fig. 14.

friction against the ZA, the greater the E.M.F. we might expect to create, let us construct an element $1\frac{3}{4} \times 5\frac{1}{8} \times 7\frac{3}{8}$ as the last and with the same materials. Let us insert, upright, into the ZA a number of pieces of this Iron wire gauze, alternately 1 and $1\frac{3}{8}$ inches long, connected to the bottom Iron (Fig. 15). Heat up as before. We look anxiously




Fig. 15.


at the galvanometer. It begins to rise slowly, slowly, slowly, and stops, instead of at 50, at 8° . Why is this? We cannot as yet the reason see! The Iron being the best conductor of heat, its molecules SHOULD (in Fig. 15), according to the theory advanced, strike the molecules of ZA, and generate a greater E. M. F. as the consequence. How can we get at the truth of this matter with Fig. 15 staring us in the face?

With regard to the molecules of bodies, three different states of aggregation present themselves: First, the solid state; second, the liquid or fluid state; third, the gaseous state. These experiments have only to do with the first or the solid state, although, of course, the two latter come into play in many of the other sources of electricity. From considerations based upon various physical phenomena, Sir W. Thomson has calculated, that, in ordinary solids and liquids, the average distance between contiguous molecules is less than one hundred millionth, but greater than the one two thousand millionth, of a centimetre; and to form an idea of the size of the molecules, Sir W. Thomson gives this illustration:—"Imagine a drop of rain, or a glass sphere, the size of a pea, magnified to the size of the earth, the molecules in it being increased in the same proportion. The structure of the mass would then be coarser than that of a heap of fine shot, but probably not so coarse as that of a heap of cricket balls." Professor Tait, when making the same calculation, suggested marbles. The number of molecules in a cubic inch of gas at 0°C . temperature and 760 millimetres pressure, has been calculated to be about one hundred thousand million million million, or 100,000,000,000,000,000,000,000 (10^{23}). The molecules of a gas are always in a rapid motion. The mean velocity of hydrogen molecules at 0°C . and 760 millimetres is about 6,000 feet, or $1\frac{1}{7}$ miles per second (the length of its path being .0,001,855 millimetres, and nine thousand four hundred and eighty millions [9,480,000,000] for the number of its impacts).

These molecules and atoms are what we are dealing with, and their extreme minuteness it is which makes it so difficult for the mind to conceive them, and to understand in any way the part they play.

We construct four cubes, one each of Iron, and ZA, in $\frac{3}{8}$ inch, and one each in 1 inch cubes. After putting a little wax on the top of each, and placing all at the same time on the heated surface, we find that with the $\frac{3}{8}$ inch cubes the wax on the top of the ZA melts first; but with the 1 inch cubes the wax on the Iron melts before the wax on the ZA.

Now we construct two bars $\frac{1}{2}$ inch square, one of soft



Iron, and one of Zinc-antimony, and fix upon each bar peas, by tallow, sealing wax, or any suitable material, $\frac{1}{4}$ inch apart, the bars being held by convenient stands. We light a Bunsen burner to produce the heat, and place it exactly in the centre of the space between the two bars. What are the results? Of course, if we had not tried the cubes experiment we should have said that the Iron, being the better conductor, would take the heat first; but no, to our surprise, the peas on the bar of ZA fall first, about in this order:

1	2	3	4	5	6	7	8	9	10	11	12	13	14
ZA	I	ZA	I	I	I	ZA	I	I	I	ZA	I	I	I
15	16	17	18	19	20	21	22	23	24	25	26	27	to 35
ZA	I	I	I	I	ZA	I	I	I	I	ZA	I	Iron.	

We try this several times, in several ways, with different degrees of heat, and different sized bars ; also with shot, set $\frac{1}{8}$ inch apart, instead of peas at $\frac{1}{4}$ inch, but *always* with a result closely similar. Singularly enough, we find the heat takes from twice to four times as long to travel to the last pea that falls from the Iron bar, as to the last pea that falls from the ZA bar.

Fig. 17 shows the Iron and ZA bars put side by side, and the proportionate rate the heat travels upon each, as it arrives at *a, b, c, d*, etc., on each of the bars, at about the same time.

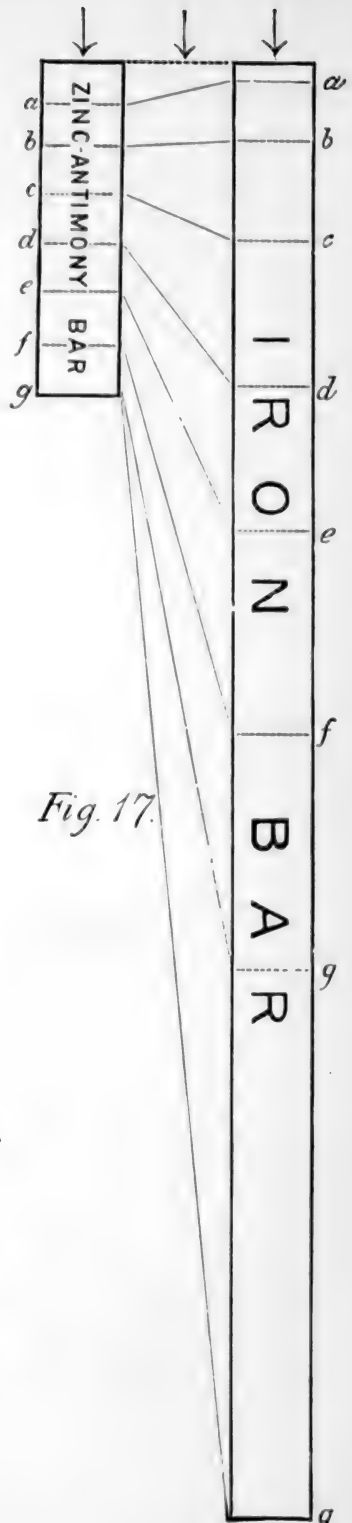


Fig. 17.

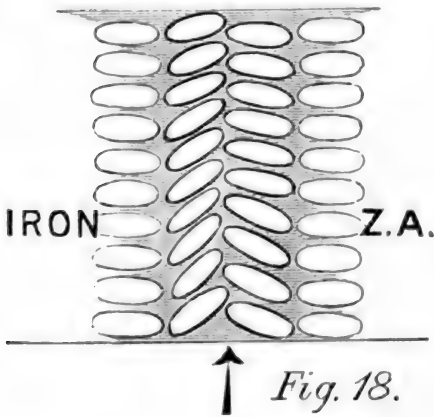


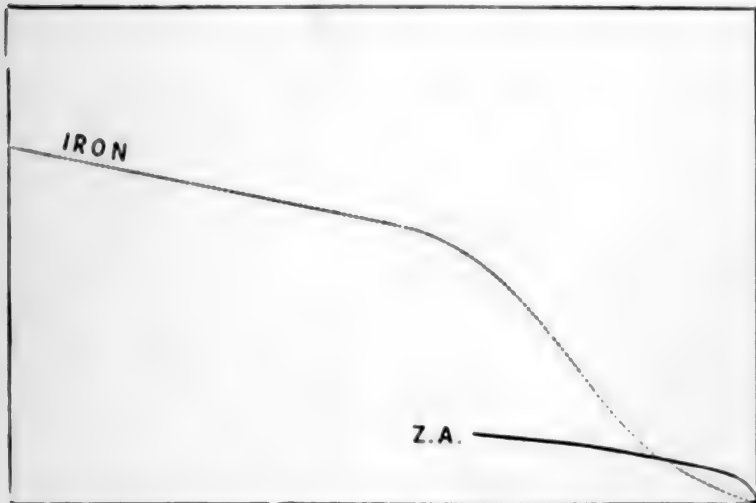
Fig. 18.

Fig. 18 gives a very rough idea of the proportionate

stress that the ZA molecules exercise upon the Iron molecules, showing that the first contact of heat is by far the greatest.

Fig. 19 contains two curves representing the rate at which the heat travels along the bars of ZA and Iron. But, of course, the rate varies according to the temperature and according to the iron used, whether hard, soft, or annealed

Fig. 19.



In these striking facts we think we have light cast upon this subject, and shall find that we have something to work upon. We learn that ZA, having fewer atoms than Iron, the nearest portion of the ZA bar is heated before a similar portion in the Iron bar, although the Iron is almost four times a better conductor of heat. So that it is not the molecules of the Iron swinging in friction or with vibratory stress against the ZA that causes the flow of electricity, but it is the molecules of the ZA swinging in friction or with vibratory stress against the molecules of the Iron. This can further be explained. In this

combination of ZA and Iron, ZA receives and loses heat first, and the molecules have taken up their full complement of heat before the Iron in the earliest portions of a short thermo-couple junction; Heat, the motive power, is then able to do work, and drives them in frictional stress against their slower but more enduring neighbours, which is the true explanation we have been looking for.

Therefore, understanding now the action of this combination, we simply have to continue more experiments, and to make more Thermo-couples to conclusively prove our point, for the greater the friction and flow of molecular vibrations we can really get into play, so long as there is a continuous flow, and no counter E. M. F. or drag, brought about, the greater will be the E. M. F. produced.

We might almost compare the molecules of the ZA and Iron to two sets of cog wheels, with their cogs interlocking, but only vibrating, not revolving. The ZA cogs, moving the sooner, act upon the series of Iron cogs, and therefore the faster and stronger the ZA cogs run, the greater the friction upon the cogs of the Iron, and the greater the E. M. F. generated. Or we might compare them to two sets of springs interlocking—the ZA springs starting first, move in *continuous vibration* upon the Iron springs. Evidently, then, if any of these Iron cog wheels in any part of the machine (Thermo-couple) have a quicker and more powerful swing than the ZA cogs, a counter force is brought into play, and a smaller molecular stress, or E. M. F. is produced. So that, if we can by any process, or by any means, get the Iron cogs to vibrate more powerfully than the ZA cogs, we shall still have an electric current set up, because the molecule cog wheel, or the molecule spring, is doing work and setting up a flow of molecular vibrations, though in this latter case the Iron molecular cogs are the motive power in friction or with vibratory stress against the ZA cogs, and not the ZA in friction or with vibratory stress against the Iron.

With these explanations, before making new couples, we will look into the reason of some of the results indicated in some of the old experiments that have been described. In Figs. 4 and 5 the ZA cogs move sooner, and have a more powerful swing than the Iron cogs; they take up the heat and lose it more quickly than the Iron, and the potential stress, or E. M. F., having been generated, it is taken away by a touching contact, and the E.M.F. created is recorded in the galvanometer. Now what takes place when Fig. 6 is brought into trial, or when the leads of Figs. 4 and 5 are soldered so as to make a continuous connexion? Simply this: the iron or copper lead becomes an incorporated part of that couple, and although there are cog wheels always in action in the couple, the Iron cog wheels of the lead, being at the same temperature as the ZA, are not at work, and no E. M. F. is indicated. We will show this, but without using solder. Take Fig. 4, and instead of a thin copper or iron lead, let us use a fine strip or bar of copper, and let the end of this touch the couple (see Fig. 20); what does the galvanometer indicate? 40 galvr.!



Fig. 20.

Now let us place this copper bar flat across the couple (Fig. 21); the galvanometer falls to 3° . If it had been




Fig. 21.

soldered it would have indicated zero, but some small air spaces are between, and some few of the ZA cogs are yet moving, or in the ascendancy. Of course the main cause of this alteration is the change of the position of the copper bar, which in the second case allows the Iron molecules to be almost the same temperature as the ZA molecules, and which, therefore, is acting as a drag, *i.e.*, preventing the ZA molecular cogs from doing work upon the Iron molecular cogs. Fig. 7 shows the same cause at work in a modified form.

The galvanometer shows (Fig. 4), at 375° F., that the ZA molecular cogs have the most power; but when the couple is plunged, at this temperature, into the pot of melted wax, all molecules, both ZA and Iron, are brought to the same degree of heat, therefore no molecular stress, ZA against Iron or Iron against ZA, is possible; the two sets of

molecules in this couple are now in a state of unison, and for that reason no electrical energy is generated.

Now let us take Fig. 9, but transformed into a new couple, breaking off the outside ZA (Fig. 22). When we tried Fig. 9




Fig. 22.

couple in the original form it gave 40° galvr., but now, taking the spare lead and touching the alloy ZA at the top *c*, it gives about 41° , or similar results to the old Thermo-couple. Now at *b* it gives, after the galvr. has come to rest, 44° , and at *a* 48° . The explanation of this is the same. At *c*, the Iron has brought up the heat and is causing a drag upon the ZA cogs when the galvr. gives 41° ; at *b* this drag is smaller, and gives 44° ; at *a* it is smaller still and gives 48° ; and no doubt, had we tried the ZA lower down, where there would be still less drag or back friction, this furnace of cog wheels would give 50° at least.

Fig. 10, after allowing for the thermo properties of the metals, we think explains itself. Fig. 11 shows, in this particular form, that all the E. M. F. generated is not taken off by one lead.

In Fig. 13, instead of connecting up both ends, let us

fasten only one end to the Iron, and with the loose end touch the Alloy at *a*. What do we now get?— 48° on the galv. instead of 42° ! This shows that the top Iron has taken up a great deal of heat, and brings in a counter E. M. F. or drag, and thus prevents the full working of the ZA cogs, as indicated by the galvanometer.

We have seen that these experiments do not bear out the old law viz.: "That the greater difference in temperature between the two ends of a couple, the greater E. M. F. will be produced." For we have shown (Fig. 12) that couples $3\frac{1}{2}$ high, give $33-34^\circ$ on the galv.; (Fig. 13) $1\frac{3}{4}$ inches high, 42° galv.; and (Fig. :4) $1\frac{1}{2}$ inches high, $49-50^\circ$. But we find that if we make the wire gauze into Thermo-couples $1\frac{1}{8}$ inches high, we shall have a still *less* difference in temperature between the two ends of the two couples, but we increase our E. M. F. considerably; the same heat easily showing 60° galv., Two couples with heat 450°F . can be made to indicate 80° galv. At this temperature the thermo properties of the Iron are of course much improved by the Thomson effect. Indeed, rightly applied, 100° difference in temperature gives better results than 200° applied wrongly.

The true law of thermo-electricity is—

THE ELECTRO-MOTIVE-FORCE IS PROPORTIONAL TO THE RATE OF SPEED AT WHICH HEAT PASSES THE TWO JUNCTIONS.

Turning to Figs. 16 and 17 for a moment, let us notice that the peas *always* fall off the ZA first. This shows, as we intimated before, that they receive the heat sooner, and are soon hotter than the Iron molecules, and that the ZA molecules (Fig. 19) strike in frictional stress against the Iron. But it shows more; for if the Iron is allowed to penetrate into the body of the ZA, a counter E. M. F., or drag, is set up, and the greatest E. M. F. is produced by the first thrust of the heat of the ZA molecules against Iron. Everything

favourable to that naturally produces better results, by promoting greater continuous friction of the molecules.

Let us now take 16-mesh Iron wire gauze as before, to form two sets of couples, and fold it in three. In one case, folded loosely and not pressed together, the Iron gauze will show as in Fig. 23; in the other, pressed or even hammered

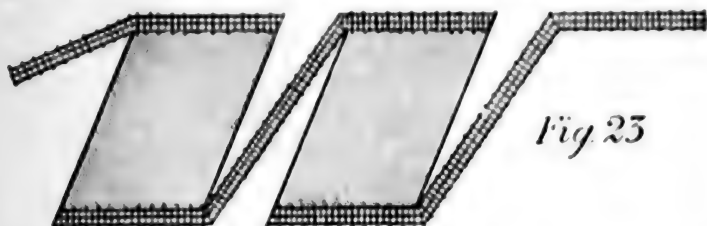


Fig. 23

together, the Iron gauze will show as in Fig. 24; now let us cast six couples upon each of these, and to bear out




Fig. 24.

natural deductions from Figs. 16 to 19, the six couples cast to the pattern Fig. 24 should show the best results, or a greater E. M. F.

Let us heat them both up to about 325° F.; these are the results:—

	% Heat.	Galvr.	Tang. Gal.	Gal. & 1000 ohms.
Six couples Fig. 23... 325° F.	75°	6½° and 35¼°	30°	
Six couples Fig. 24... ..	77½°	7½° and 44°	32¼°	

Very many other experimental couples were constructed, all the tested results of which indicated analogous conclusions. We thus see, comparing these last facts with Figs. 15 and 22, that the investigations are abundantly verified.

I made another experiment upon one of the same kind of couples, trying what effect could be obtained by putting it into a powerful vice. After carefully insulating the jaws, connecting the leads up from the couple to the galvanometer, and putting considerable pressure upon the handle of the vice, I found about 2° indicated. Left thus for about ten days the same current was shown; left again, but this time for three months, all the current had gone. But on unscrewing the handle of the vice, the galvanometer indicated a small reverse current.

I have thought it better, as mentioned at the outset, to confine our attention to these two metals in conjunction with each other. In dealing with other metals or alloys, their physical properties and characters have to be carefully examined and thoroughly enquired into, to understand, in a small measure, what work their atoms and molecules are doing.

It is most interesting to turn up the experiments of Erman, who showed that a violent blow struck by one substance upon another, produces opposite electrical states on the two surfaces, and found that taking the thermo-electric series of metals, each substance will take a + charge on being struck with one lower on the list. Bismuth, German Silver, Lead, Platinum, Zinc, Copper, Iron, Antimony, etc., etc. This again goes to prove the theory with which we started, since the violent blow given, places the molecules of each of the two metals, each substance having physical properties of its own, in a state of stress, so that if these blows could be continuously delivered, cog wheel friction would be set up, and an E. M. F. produced. Since this stress—this state of molecular tension—this static electricity remaining—always runs to the weakest part of any particular body, it naturally remains upon any point of a large body where the molecules are most at liberty to come into play, rather than in the mass of the body itself; and perhaps the

molecules of the larger part of the body are acting as a stress upon the molecules of the pointed or smaller parts of the body.

We think we have now shown what we started to prove. The molecular movements that take place in a Thermo-couple are only a sample of what must take place in all of the various other sources of electricity mentioned at the outset. The same kind of actions of molecules and atoms are brought into play, in the chemical combinations of the Voltaic cell, in the revolving magnets of a Dynamo, in the heated junctions of the Thermo-couple, and in every other source of electricity.

There are not two electricities but one.

The solid earth, with its immense storehouse of quadrillions of trillions of billions of molecules, may be taken, for sake of argument, as resting at zero, and when molecules, by what means soever, are placed in a state of potential stress, which we call +, or a lacking void, which we call -, mother earth when brought into connection with them, is ever ready, so far as it is able to give them what they require, and let them, in a measure, return into a state of rest. With the earth's great storehouse to help, we are thus able to bring "the Thing called Electricity" into use for the various purposes for which it is now employed.

We think these explanations point to the fact that the vibrations produced by heat upon molecules and atoms, similarly constituted, are of the same kind and act together; but when these atoms or molecules are differently constituted, so that they respond to the heat vibrations in different ways, the different set of molecules act upon one another, and bring into play a different set of physical elastic properties, which produce other molecular motions, —which new molecular motions or vibrations continue in a flow, right along the conductor, to its destination, and which is the current electricity of our present telegraph

service. If a too strong potential is turned upon a thin wire, the impact on the molecules or cogs, is more than they can bear, so that the wire is unable to carry the potential ; the atoms and molecules being pushed out of the angle to which they are capable of swinging, the molecules come into counter friction with each other, producing heat, which, if allowed to go on, raises the wire to a state of incandescence, and eventually burns it up.

Of course, current electricity or molecular vibrations take the easiest path, and naturally those on the outside of the wire, in contact only with the atmosphere and the ether, vibrate the most easily. Thus it is made clear that when the electric wires are covered, as in cables or under-ground wires, the covering interferes with the free molecular stress or vibration, and slows the telegraph speed, as is so well-known.

An illustration has sometimes been given of current electricity as a series of billiard balls connected together ; hit one, and the last one replies. *Such is not a true representation of the case.* It rather resembles a series of cog wheels ; vibrate one, and the last molecular cog at the other end of the metallic connexion turns, vibrating in reply. The billiard ball illustration would more aptly apply to the telephonic instruments, which occasionally have been arranged to work on the same wire and at the same time as the cog-wheeled vibratory current electricity.

Professor Clausius has stated his belief that there are only two material forces at work—heat and electricity. I believe there is only one (save the physical material properties of matter), viz. : heat ; and that electricity and light proceed from it.

The relative positions of molecules and atoms in solids being fixed, and contiguous to each other, when the expenditure of force comes, effects are communicated that are well-known. Molecules in the liquid state, more readily glide past one another, and they assume the form of any

vessel in which they are placed. Molecules in the gaseous state, are still more susceptible of motion, depending upon the pressure to which they are subject ; but a molecular solid passes into a liquid before it can pass into the gaseous state, so in the gaseous state the gaseous molecule must still retain some connecting link with its liquid molecule, and this again with a solid molecule. Professor Tyndall has ably and conclusively proved this, and has shown that molecules, after they have been released from the bonds of cohesion and reduced to a state of vapour, still retain, in this gaseous form, many of the differences and peculiarities that they possess in the solid form.

We have shown that with a small couple a moderate current can be produced. Imagine large numbers of these acting with each other, or huge quantities of matter in electrical *stress* in the earth, and we will get some idea of one of the powerful factors which must have been at work in the formation of our world. And this idea will be strengthened by aid of the belief that when bodies fall into the sun, forming sun spots, with their gaseous flames of 50,000 to 350,000 miles in length, huge molecular electrical friction is set up, generating such vast electrical energy, that it is communicated through a distance of 93,000,000 miles, and when it reaches our earth the effects are felt by the increased daily variations of our magnetic needle.

Regarding the beautiful electrical experiments in vacuum and partial vacuum that have been made by Prof. Crookes, are not the results, with these views, what might have been expected? and if an ABSOLUTE VACUUM can be formed, which would be analogous to taking all molecules and atoms out of existence in that space, the certain result would be, no electric current could pass—*there are no molecules and atoms* to convey the electric current across such a vacuum to the second pole.

Without enlarging more fully at present upon these

investigations, does not Electricity, with the conclusions derived from the new facts described, become a much simpler and a more understandable science than what we have hitherto been accustomed to think it is ?

I may state that I have in the course of these experiments, among other things, used as one item 18 cwt. of antimony ; and to test conclusions, I constructed an Electrical Furnace which has 6,000 elements, and of which a copy from a photograph is annexed. The heater, which occupies the interior of the cylindrical arrangement of elements, is a slow combustion stove of particular construction. In the centre it is fed by a continuous tube charged with coke from the top ; this opens at the end into a fire-box or basket closed at the bottom by bars, and on these bars are placed a cone which causes an outward distribution of the fuel as it descends from the supply-chamber. Around this supply-chamber there is a concentric casing filled with sand, which retains the heat for many hours after the fire has burnt out, and prevents the heating and cooling from taking place too rapidly. Outside this last casing, there is again another casing concentric with it, and between these are three spiral flues. The heat and products from the fire ascend by these flues, and at the top of the casing there are three apertures by which the products of combustion are delivered in a common up-take which leads to the chimney.

In this way, and by the help of regulating flues, the exterior casing is very equally heated ; a sufficient temperature is easily maintained, and this without any risk of overheating the elements. The inner faces of the thermo-elements are in close proximity to this heated casing, although not electrically connected with it. Thus the requisite heat is supplied to the couples, and each row being connected together by binding screws, for convenience, the total number of elements can be arranged row by row, either in one circuit or multiple arc as desired. The

electrical current flows as described, and can be employed for any purpose for which it is required.




The stove simply as a stove, was found capable of producing a tremendous heat, and from an actual trial in testing, before the thermo-elements were added, allowing all the dampers, etc., to be out, and giving it full play, within twenty minutes of lighting the fire, such heat was generated that lower parts of the iron furnace melted like wax.

This Electrical Furnace, this Magnopile, gave in actual work an E. M. F. of 96 volts, with a resistance of 11.5 ohms. This resistance need not have been more than 10 ohms, and better results can yet be obtained. The cost was at the rate of about 6*d.* per 10 hours. Prof. Silvanus P. Thompson who, on several occasions, has kindly given me suggestions in the construction of the Magnopile, advises me to make it known. Through other pressing engagements, I have been taken completely away from this work, and have not had opportunity to complete it commercially, but it is certainly only a matter of time and detail. A Magnopile will assuredly be completed, and will, in the future, be a commercial success.

After attending the British Association this year at Bath, and hearing the address of the President of Section A, describing electricity as "The Thing called Electricity," I am induced to offer, after a two-years' silence, these facts and thoughts to the scientific world—the true explanation of the phenomena of Electricity.

Eversleigh, Leicester,

October, 1888.



1888.

BOOKS RELATING
TO
APPLIED SCIENCE,

PUBLISHED BY

E. & F. N. SPON,
LONDON: 125, STRAND.
NEW YORK: 12, CORTLANDT STREET.

A Pocket-Book for Chemists, Chemical Manufacturers, Metallurgists, Dyers, Distillers, Brewers, Sugar Refiners, Photographers, Students, etc., etc. By THOMAS BAYLEY, Assoc. R.C. Sc. Ireland, Analytical and Consulting Chemist and Assayer. Fourth edition, with additions, 437 pp., royal 32mo, roan, gilt edges, 5s.

SYNOPSIS OF CONTENTS:

Atomic Weights and Factors—Useful Data—Chemical Calculations—Rules for Indirect Analysis—Weights and Measures—Thermometers and Barometers—Chemical Physics—Boiling Points, etc.—Solubility of Substances—Methods of Obtaining Specific Gravity—Conversion of Hydrometers—Strength of Solutions by Specific Gravity—Analysis—Gas Analysis—Water Analysis—Qualitative Analysis and Reactions—Volumetric Analysis—Manipulation—Mineralogy—Assaying—Alcohol—Beer—Sugar—Miscellaneous Technological matter relating to Potash, Soda, Sulphuric Acid, Chlorine, Tar Products, Petroleum, Milk, Tallow, Photography, Prices, Wages, Appendix, etc., etc.

The Mechanician: A Treatise on the Construction and Manipulation of Tools, for the use and instruction of Young Engineers and Scientific Amateurs, comprising the Arts of Blacksmithing and Forging; the Construction and Manufacture of Hand Tools, and the various Methods of Using and Grinding them; the Construction of Machine Tools, and how to work them; Machine Fitting and Erection; description of Hand and Machine Processes; Turning and Screw Cutting; principles of Constructing and details of Making and Erecting Steam Engines, and the various details of setting out work, etc., etc. By CAMERON KNIGHT, Engineer. Containing 1147 illustrations, and 397 pages of letter-press, Fourth edition, 4to, cloth, 18s.

Just Published, in Demy 8vo, cloth, containing 975 pages and 250 Illustrations, price 7s. 6d.

SPONS' HOUSEHOLD MANUAL: A Treasury of Domestic Receipts and Guide for Home Management.

PRINCIPAL CONTENTS.

Hints for selecting a good House, pointing out the essential requirements for a good house as to the Site, Soil, Trees, Aspect, Construction, and General Arrangement; with instructions for Reducing Echoes, Waterproofing Damp Walls, Curing Damp Cellars.

Sanitation.—What should constitute a good Sanitary Arrangement: Examples (with illustrations) of Well- and Ill-drained Houses; How to Test Drains; Ventilating Pipes, etc.

Water Supply.—Care of Cisterns; Sources of Supply; Pipes; Pumps; Purification and Filtration of Water.

Ventilation and Warming.—Methods of Ventilating without causing cold draughts, by various means; Principles of Warming; Health Questions; Combustion; Open Grates; Open Stoves; Fuel Economisers; Varieties of Grates; Close-Fire Stoves; Hot-air Furnaces; Gas Heating; Oil Stoves; Steam Heating; Chemical Heaters; Management of Flues; and Cure of Smoky Chimneys.

Lighting.—The best methods of Lighting; Candles, Oil Lamps, Gas, Incandescent Gas, Electric Light; How to test Gas Pipes; Management of Gas.

Furniture and Decoration.—Hints on the Selection of Furniture; on the most approved methods of Modern Decoration; on the best methods of arranging Bells and Calls; How to Construct an Electric Bell.

Thieves and Fire.—Precautions against Thieves and Fire; Methods of Detection; Domestic Fire Escapes; Fireproofing Clothes, etc.

The Larder.—Keeping Food fresh for a limited time; Storing Food without change, such as Fruits, Vegetables, Eggs, Honey, etc.

Curing Foods for lengthened Preservation, as Smoking, Salting, Canning, Potting, Pickling, Botling Fruits, etc.; Jams, Jellies, Marmalade, etc.

The Dairy.—The Building and Fitting of Dairies in the most approved modern style; Butter-making; Cheesemaking and Curing.

The Cellar.—Building and Fitting; Cleaning Casks and Bottles; Corks and Corking; Aërated Drinks; Syrups for Drinks; Beers; Bitters; Cordials and Liqueurs; Wines; Miscellaneous Drinks.

The Pantry.—Bread-making; Ovens and Pyrometers; Yeast; German Yeast; Biscuits; Cakes; Fancy Breads; Buns.

The Kitchen.—On Fitting Kitchens; a description of the best Cooking Ranges, close and open; the Management and Care of Hot Plates, Baking Ovens, Dampers, Flues, and Chimneys; Cooking by Gas; Cooking by Oil; the Arts of Roasting, Grilling, Boiling, Stewing, Braising, Frying.

Receipts for Dishes.—Soups, Fish, Meat, Game, Poultry, Vegetables, Salads, Puddings, Pastry, Confectionery, Ices, etc., etc.; Foreign Dishes.

The Housewife's Room.—Testing Air, Water, and Foods; Cleaning and Renovating; Destroying Vermin.

Housekeeping, Marketing.

The Dining-Room.—Dietetics; Laying and Waiting at Table; Carving; Dinners, Breakfasts, Luncheons, Teas, Suppers, etc.

The Drawing-Room.—Etiquette; Dancing; Amateur Theatricals; Tricks and Illusions; Games (indoor).

The Bedroom and Dressing-Room; Sleep; the Toilet; Dress; Buying Clothes; Outfits; Fancy Dress.

The Nursery.—The Room; Clothing; Washing; Exercise; Sleep; Feeding; Teething; Illness; Home Training.

The Sick-Room.—The Room; the Nurse; the Bed; Sick Room Accessories; Feeding Patients; Invalid Dishes and Drinks; Administering Physic; Domestic Remedies; Accidents and Emergencies; Bandaging; Burns; Carrying Injured Persons; Wounds; Drowning; Fits; Frost-bites; Poisons and Antidotes; Sunstroke; Common Complaints; Disinfection, etc.

- The Bath-Room**.—Bathing in General; Management of Hot-Water System.
- The Laundry**.—Small Domestic Washing Machines, and methods of getting up linen; Fitting up and Working a Steam Laundry.
- The School-Room**.—The Room and its Fittings; Teaching, etc.
- The Playground**.—Air and Exercise; Training; Outdoor Games and Sports.
- The Workroom**.—Darning, Patching, and Mending Garments.
- The Library**.—Care of Books.
- The Garden**.—Calendar of Operations for Lawns, Flower Garden, and Kitchen Garden.
- The Farmyard**.—Management of the Horse, Cow, Pig, Poultry, Bees, etc., etc.
- Small Motors**.—A description of the various small Engines useful for domestic purposes, from 1 man to 1 horse power, worked by various methods, such as Electric Engines, Gas Engines, Petroleum Engines, Steam Engines, Condensing Engines, Water Power, Wind Power, and the various methods of working and managing them.
- Household Law**.—The Law relating to Landlords and Tenants, Lodgers, Servants, Parochial Authorities, Juries, Insurance, Nuisance, etc.

On Designing Belt Gearing. By E. J. COWLING WELCH, Mem. Inst. Mech. Engineers, Author of 'Designing Valve Gearing.' Fcap. 8vo, sewed, 6d.

A Handbook of Formulae, Tables, and Memoranda, for Architectural Surveyors and others engaged in Building. By J. T. HURST, C.E. Fourteenth edition, royal 32mo, roan, 5s.

"It is no disparagement to the many excellent publications we refer to, to say that in our opinion this little pocket-book of Hurst's is the very best of them all, without any exception. It would be useless to attempt a recapitulation of the contents, for it appears to contain almost everything that anyone connected with building could require, and, best of all, made up in a compact form for carrying in the pocket, measuring only 5 in. by 3 in., and about 1/2 in. thick, in a limp cover. We congratulate the author on the success of his laborious and practically compiled little book, which has received unqualified and deserved praise from every professional person to whom we have shown it."—*The Dublin Builder.*

Tabulated Weights of Angle, Tee, Bulb, Round, Square, and Flat Iron and Steel, and other information for the use of Naval Architects and Shipbuilders. By C. H. JORDAN, M.I.N.A. Fourth edition, 32mo, cloth, 2s. 6d.

A Complete Set of Contract Documents for a Country Lodge, comprising Drawings, Specifications, Dimensions (for quantities), Abstracts, Bill of Quantities, Form of Tender and Contract, with Notes by J. LEANING, printed in facsimile of the original documents, on single sheets fcap., in paper case, 10s.

A Practical Treatise on Heat, as applied to the Useful Arts; for the Use of Engineers, Architects, &c. By THOMAS BOX. With 14 plates. Third edition, crown 8vo, cloth, 12s. 6d.

A Descriptive Treatise on Mathematical Drawing Instruments: their construction, uses, qualities, selection, preservation, and suggestions for improvements, with hints upon Drawing and Colouring. By W. F. STANLEY, M.R.I. Fifth edition, with numerous illustrations, crown 8vo, cloth, 5s.

Quantity Surveying. By J. LEANING. With 42 illustrations. Second edition, revised, crown 8vo, cloth, 9s.

CONTENTS :

<p>A complete Explanation of the London Practice. General Instructions. Order of Taking Off. Modes of Measurement of the various Trades. Use and Waste. Ventilation and Warming. Credits, with various Examples of Treatment. Abbreviations. Squaring the Dimensions. Abstracting, with Examples in illustration of each Trade. Billing. Examples of Preambles to each Trade. Form for a Bill of Quantities. Do. Bill of Credits. Do. Bill for Alternative Estimate. Restorations and Repairs, and Form of Bill. Variations before Acceptance of Tender. Errors in a Builder's Estimate.</p>	<p>Schedule of Prices. Form of Schedule of Prices. Analysis of Schedule of Prices. Adjustment of Accounts. Form of a Bill of Variations. Remarks on Specifications. Prices and Valuation of Work, with Examples and Remarks upon each Trade. The Law as it affects Quantity Surveyors, with Law Reports. Taking Off after the Old Method. Northern Practice. The General Statement of the Methods recommended by the Manchester Society of Architects for taking Quantities. Examples of Collections. Examples of "Taking Off" in each Trade. Remarks on the Past and Present Methods of Estimating.</p>
---	---

Spons' Architects' and Builders' Price Book, with useful Memoranda. Edited by W. YOUNG, Architect. Crown 8vo, cloth, red edges, 3s. 6d. Published annually. Sixteenth edition. Now ready.

Long-Span Railway Bridges, comprising Investigations of the Comparative Theoretical and Practical Advantages of the various adopted or proposed Type Systems of Construction, with numerous Formulæ and Tables giving the weight of Iron or Steel required in Bridges from 300 feet to the limiting Spans; to which are added similar Investigations and Tables relating to Short-span Railway Bridges. Second and revised edition. By B. BAKER, Assoc. Inst. C.E. Plates, crown 8vo, cloth, 5s.

Elementary Theory and Calculation of Iron Bridges and Roofs. By AUGUST RITTER, Ph.D., Professor at the Polytechnic School at Aix-la-Chapelle. Translated from the third German edition, by H. R. SANKEY, Capt. R.E. With 500 illustrations, 8vo, cloth, 15s.

The Elementary Principles of Carpentry. By THOMAS TREGGOLD. Revised from the original edition, and partly re-written, by JOHN THOMAS HURST. Contained in 517 pages of letterpress, and illustrated with 48 plates and 150 wood engravings. Sixth edition, reprinted from the third, crown 8vo, cloth, 12s. 6d.

Section I. On the Equality and Distribution of Forces—Section II. Resistance of Timber—Section III. Construction of Floors—Section IV. Construction of Roofs—Section V. Construction of Domes and Cupolas—Section VI. Construction of Partitions—Section VII. Scaffolds, Staging, and Gantries—Section VIII. Construction of Centres for Bridges—Section IX. Cofferdams, Shoring, and Strutting—Section X. Wooden Bridges and Viaducts—Section XI. Joints, Straps, and other Fastenings—Section XII. Timber.

The Builder's Clerk: a Guide to the Management of a Builder's Business. By THOMAS BALES. Fcap. 8vo, cloth, 11. 6d.

Our Factories, Workshops, and Warehouses: their Sanitary and Fire-Resisting Arrangements. By B. H. THWAITE, Assoc. Mem. Inst. C.E. With 183 wood engravings, crown 8vo, cloth, 9s.

Gold: Its Occurrence and Extraction, embracing the Geographical and Geological Distribution and the Mineralogical Characters of Gold-bearing rocks; the peculiar features and modes of working Shallow Placers, Rivers, and Deep Leads; Hydraulicizing; the Reduction and Separation of Auriferous Quartz; the treatment of complex Auriferous ores containing other metals; a Bibliography of the subject and a Glossary of Technical and Foreign Terms. By ALFRED G. LOCK, F.R.G.S. With numerous illustrations and maps, 1250 pp., super-royal 8vo, cloth, 2l. 12s. 6d.

Iron Roofs: Examples of Design, Description. Illustrated with 64 Working Drawings of Executed Roofs. By ARTHUR T. WALMSLEY, Assoc. Mem. Inst. C.E. Second edition, revised, imp. 4to, half-morocco, 3l. 3s.

A History of Electric Telegraphy, to the Year 1837. Chiefly compiled from Original Sources, and hitherto Unpublished Documents, by J. J. FAHIE, Mem. Soc. of Tel. Engineers, and of the International Society of Electricians, Paris. Crown 8vo, cloth, 9s.

Spons' Information for Colonial Engineers. Edited by J. T. HURST. Demy 8vo, sewed.

No. 1, Ceylon. By ABRAHAM DEANE, C.E. 2s. 6d.

CONTENTS:

Introductory Remarks—Natural Productions—Architecture and Engineering—Topography, Trade, and Natural History—Principal Stations—Weights and Measures, etc., etc.

No. 2, Southern Africa, including the Cape Colony, Natal, and the Dutch Republics. By HENRY HALL, F.R.G.S., F.R.C.I. With Map. 3s. 6d.

CONTENTS:

General Description of South Africa—Physical Geography with reference to Engineering Operations—Notes on Labour and Material in Cape Colony—Geological Notes on Rock Formation in South Africa—Engineering Instruments for Use in South Africa—Principal Public Works in Cape Colony: Railways, Mountain Roads and Passes, Harbour Works, Bridges, Gas Works, Irrigation and Water Supply, Lighthouses, Drainage and Sanitary Engineering, Public Buildings, Mines—Table of Woods in South Africa—Animals used for Draught Purposes—Statistical Notes—Table of Distances—Rates of Carriage, etc.

No. 3, India. By F. C. DANVERS, Assoc. Inst. C.E. With Map. 4s. 6d.

CONTENTS:

Physical Geography of India—Building Materials—Roads—Railways—Bridges—Irrigation—River Works—Harbours—Lighthouse Buildings—Native Labour—The Principal Trees of India—Money—Weights and Measures—Glossary of Indian Terms, etc.

- A Practical Treatise on Coal Mining.* By GEORGE G. ANDRÉ, F.G.S., Assoc. Inst. C.E., Member of the Society of Engineers. With 82 lithographic plates. 2 vols., royal 4to, cloth, 3*l.* 12*s.*
- A Practical Treatise on Casting and Founding,* including descriptions of the modern machinery employed in the art. By N. E. SPRETSON, Engineer. Third edition, with 82 plates drawn to scale, 412 pp., demy 8vo, cloth, 18*s.*
- The Depreciation of Factories and their Valuation.* By EWING MATHESON, M. Inst. C.E. 8vo, cloth, 6*s.*
- A Handbook of Electrical Testing.* By H. R. KEMPE, M.S.T.E. Fourth edition, revised and enlarged, crown 8vo, cloth, 16*s.*
- Gas Works: their Arrangement, Construction, Plant, and Machinery.* By F. COLYER, M. Inst. C.E. With 31 folding plates, 8vo, cloth, 24*s.*
- The Clerk of Works: a Vade-Mecum for all engaged in the Superintendence of Building Operations.* By G. G. HOSKINS, F.R.I.B.A. Third edition, fcap. 8vo, cloth, 1*s.* 6*d.*
- American Foundry Practice: Treating of Loam, Dry Sand, and Green Sand Moulding, and containing a Practical Treatise upon the Management of Cupolas, and the Melting of Iron.* By T. D. WEST, Practical Iron Moulder and Foundry Foreman. Second edition, with numerous illustrations, crown 8vo, cloth, 10*s.* 6*d.*
- The Maintenance of Macadamised Roads.* By T. CODRINGTON, M.I.C.E., F.G.S., General Superintendent of County Roads for South Wales. 8vo, cloth, 6*s.*
- Hydraulic Steam and Hand Power Lifting and Pressing Machinery.* By FREDERICK COLYER, M. Inst. C.E., M. Inst. M.E. With 73 plates, 8vo, cloth, 18*s.*
- Pumps and Pumping Machinery.* By F. COLYER, M.I.C.E., M.I.M.E. With 23 folding plates, 8vo, cloth, 12*s.* 6*d.*
- Pumps and Pumping Machinery.* By F. COLYER. Second Part. With 11 large plates, 8vo, cloth, 12*s.* 6*d.*
- A Treatise on the Origin, Progress, Prevention, and Cure of Dry Rot in Timber; with Remarks on the Means of Preserving Wood from Destruction by Sea-Worms, Beetles, Ants, etc.* By THOMAS ALLEN BRITTON, late Surveyor to the Metropolitan Board of Works, etc., etc. With 10 plates, crown 8vo, cloth, 7*s.* 6*d.*

The Municipal and Sanitary Engineer's Handbook.

By H. PERCY BOULNOIS, Mem. Inst. C.E., Borough Engineer, Portsmouth. *With numerous illustrations*, demy 8vo, cloth, 12s. 6d.

CONTENTS:

The Appointment and Duties of the Town Surveyor—Traffic—Macadamised Roadways—Steam Rolling—Road Metal and Breaking—Pitched Pavements—Asphalte—Wood Pavements—Footpaths—Kerbs and Gutters—Street Naming and Numbering—Street Lighting—Sewerage—Ventilation of Sewers—Disposal of Sewage—House Drainage—Disinfection—Gas and Water Companies, etc.—Breaking up Streets—Improvement of Private Streets—Borrowing Powers—Artizans' and Labourers' Dwellings—Public Conveniences—Scavenging, including Street Cleansing—Watering and the Removing of Snow—Planting Street Trees—Deposit of Plans—Dangerous Buildings—Hoardings—Obstructions—Improving Street Lines—Cellar Openings—Public Pleasure Grounds—Cemeteries—Mortuaries—Cattle and Ordinary Markets—Public Slaughter-houses, etc.—Giving numerous Forms of Notices, Specifications, and General Information upon these and other subjects of great importance to Municipal Engineers and others engaged in Sanitary Work.

Metrical Tables. By G. L. MOLESWORTH, M.I.C.E.

32mo, cloth, 1s. 6d.

CONTENTS.

General—Linear Measures—Square Measures—Cubic Measures—Measures of Capacity—Weights—Combinations—Thermometers.

Elements of Construction for Electro-Magnets. By

Count TH. DU MONCEL, Mem. de l'Institut de France. Translated from the French by C. J. WHARTON. Crown 8vo, cloth, 4s. 6d.

Practical Electrical Units Popularly Explained, with

numerous illustrations and Remarks. By JAMES SWINBURNE, late of J. W. Swan and Co., Paris, late of Brush-Swan Electric Light Company, U.S.A. 18mo, cloth, 1s. 6d.

A Treatise on the Use of Belting for the Transmission of Power. By J. H. COOPER. Second edition, *illustrated*, 8vo,

cloth, 15s.

A Pocket-Book of Useful Formulae and Memoranda

for Civil and Mechanical Engineers. By GUILFORD L. MOLESWORTH, Mem. Inst. C.E., Consulting Engineer to the Government of India for State Railways. *With numerous illustrations*, 744 pp. Twenty-second edition, revised and enlarged, 32mo, roan, 6s.

SYNOPSIS OF CONTENTS:

Surveying, Levelling, etc.—Strength and Weight of Materials—Earthwork, Brickwork, Masonry, Arches, etc.—Struts, Columns, Beams, and Trusses—Flooring, Roofing, and Roof Trusses—Girders, Bridges, etc.—Railways and Roads—Hydraulic Formulae—Canals, Sewers, Waterworks, Docks—Irrigation and Breakwaters—Gas, Ventilation, and Warming—Heat, Light, Colour, and Sound—Gravity: Centres, Forces, and Powers—Millwork, Teeth of Wheels, Shafting, etc.—Workshop Recipes—Sundry Machinery—Animal Power—Steam and the Steam Engine—Water-power, Water-wheels, Turbines, etc.—Wind and Windmills—Steam Navigation, Ship Building, Tonnage, etc.—Gunnery, Projectiles, etc.—Weights, Measures, and Money—Trigonometry, Conic Sections, and Curves—Telegraphy—Mensuration—Tables of Areas and Circumference, and Area of Circles—Logarithms, Square and Cube Roots, Powers—Reciprocals, etc.—Useful Numbers—Differential and Integral Calculus—Algebraic Signs—Telegraphic Construction and Formulae.

Hints on Architectural Draughtsmanship. By G. W. TUXFORD HALLATT. Fcap. 8vo, cloth, 1s. 6d.

Spons' Tables and Memoranda for Engineers; selected and arranged by J. T. HURST, C.E., Author of 'Architectural Surveyors' Handbook,' 'Hurst's Tredgold's Carpentry,' etc. Ninth edition, 64mo, roan, gilt edges, 1s.; or in cloth case, 1s. 6d.

This work is printed in a pearl type, and is so small, measuring only $2\frac{1}{4}$ in. by $1\frac{1}{2}$ in. by $\frac{1}{4}$ in. thick, that it may be easily carried in the waistcoat pocket.

"It is certainly an extremely rare thing for a reviewer to be called upon to notice a volume measuring but $2\frac{1}{4}$ in. by $1\frac{1}{2}$ in., yet these dimensions faithfully represent the size of the handy little book before us. The volume—which contains 118 printed pages, besides a few blank pages for memoranda—is, in fact, a true pocket-book, adapted for being carried in the waistcoat pocket, and containing a far greater amount and variety of information than most people would imagine could be compressed into so small a space. . . . The little volume has been compiled with considerable care and judgment, and we can cordially recommend it to our readers as a useful little pocket companion."—*Engineering*.

A Practical Treatise on Natural and Artificial Concrete, its Varieties and Constructive Adaptations. By HENRY REID, Author of the 'Science and Art of the Manufacture of Portland Cement.' New Edition, with 59 woodcuts and 5 plates, 8vo, cloth, 15s.

Notes on Concrete and Works in Concrete; especially written to assist those engaged upon Public Works. By JOHN NEWMAN, Assoc. Mem. Inst. C.E., crown 8vo, cloth, 4s. 6d.

Electricity as a Motive Power. By Count TH. DU MONCEL, Membre de l'Institut de France, and FRANK GERALDY, Ingénieur des Ponts et Chaussées. Translated and Edited, with Additions, by C. J. WHARTON, Assoc. Soc. Tel. Eng. and Elec. With 113 engravings and diagrams, crown 8vo, cloth, 7s. 6d.

Treatise on Valve-Gears, with special consideration of the Link-Motions of Locomotive Engines. By Dr. GUSTAV ZEUNER, Professor of Applied Mechanics at the Confederated Polytechnikum of Zurich. Translated from the Fourth German Edition, by Professor J. F. KLEIN, Lehigh University, Bethlehem, Pa. Illustrated, 8vo, cloth, 12s. 6d.

The French-Polisher's Manual. By a French-Polisher; containing Timber Staining, Washing, Matching, Improving, Painting, Imitations, Directions for Staining, Sizing, Embodying, Smoothing, royal Varnishing, French-Polishing, Directions for Re-polishing. Third edition, royal 32mo, sewed, 6d.

Hops, their Cultivation, Commerce, and Uses in various Countries. By P. L. SIMMONDS. Crown 8vo, cloth, 4s. 6d.

The Principles of Graphic Statics. By GEORGE SYDENHAM CLARKE, Capt. Royal Engineers. With 112 illustrations. 4to, cloth, 12s. 6d.

Dynamo-Electric Machinery: A Manual for Students of Electro-technics. By SILVANUS P. THOMPSON, B.A., D.Sc., Professor of Experimental Physics in University College, Bristol, etc., etc. Third edition, *illustrated*, 8vo, cloth, 16s.

Practical Geometry, Perspective, and Engineering Drawing; a Course of Descriptive Geometry adapted to the Requirements of the Engineering Draughtsman, including the determination of cast shadows and Isometric Projection, each chapter being followed by numerous examples; to which are added rules for Shading, Shade-lining, etc., together with practical instructions as to the Lining, Colouring, Printing, and general treatment of Engineering Drawings, with a chapter on drawing Instruments. By GEORGE S. CLARKE, Capt. R.E. Second edition, with 21 plates. 2 vols., cloth, 10s. 6d.

The Elements of Graphic Statics. By Professor KARL VON OTT, translated from the German by G. S. CLARKE, Capt. R.E., Instructor in Mechanical Drawing, Royal Indian Engineering College. With 93 illustrations, crown 8vo, cloth, 5s.

A Practical Treatise on the Manufacture and Distribution of Coal Gas. By WILLIAM RICHARDS. Demy 4to, with numerous wood engravings and 29 plates, cloth, 28s.

SYNOPSIS OF CONTENTS :

Introduction—History of Gas Lighting—Chemistry of Gas Manufacture, by Lewis Thompson, Esq., M.R.C.S.—Coal, with Analyses, by J. Paterson, Lewis Thompson, and G. R. Hislop, Esqrs.—Retorts, Iron and Clay—Retort Setting—Hydraulic Main—Condensers—Exhausters—Washers and Scrubbers—Purifiers—Purification—History of Gas Holder—Tanks, Brick and Stone, Composite, Concrete, Cast-iron, Compound Annular Wrought-iron—Specifications—Gas Holders—Station Meter—Governor—Distribution—Mains—Gas Mathematics, or Formulae for the Distribution of Gas, by Lewis Thompson, Esq.—Services—Consumers' Meters—Regulators—Burners—Fittings—Photometer—Carbonization of Gas—Air Gas and Water Gas—Composition of Coal Gas, by Lewis Thompson, Esq.—Analyses of Gas—Influence of Atmospheric Pressure and Temperature on Gas—Residual Products—Appendix—Description of Retort Settings, Buildings, etc., etc.

The New Formula for Mean Velocity of Discharge of Rivers and Canals. By W. R. KUTTER. Translated from articles in the 'Cultur-Ingénieur,' by LOWIS D'A. JACKSON, Assoc. Inst. C.E. 8vo, cloth, 12s. 6d.

The Practical Millwright and Engineer's Ready Reckoner; or Tables for finding the diameter and power of cog-wheels, diameter, weight, and power of shafts, diameter and strength of bolts, etc. By THOMAS DIXON. Fourth edition, 12mo, cloth, 3s.

Tin: Describing the Chief Methods of Mining, Dressing and Smelting it abroad; with Notes upon Arsenic, Bismuth and Wolfram. By ARTHUR G. CHARLETON, Mem. American Inst. of Mining Engineers. With plates, 8vo, cloth, 12s. 6d.

Perspective, Explained and Illustrated. By G. S. CLARKE, Capt. R.E. *With illustrations*, 8vo, cloth, 3s. 6d.

Practical Hydraulics ; a Series of Rules and Tables for the use of Engineers, etc., etc. By THOMAS BOX. Fifth edition, *numerous plates*, post 8vo, cloth, 5s.

The Essential Elements of Practical Mechanics ; based on the Principle of Work, designed for Engineering Students. By OLIVER BYRNE, formerly Professor of Mathematics, College for Civil Engineers. Third edition, *with 148 wood engravings*, post 8vo, cloth, 7s. 6d.

CONTENTS :

Chap. 1. How Work is Measured by a Unit, both with and without reference to a Unit of Time—Chap. 2. The Work of Living Agents, the Influence of Friction, and introduces one of the most beautiful Laws of Motion—Chap. 3. The principles expounded in the first and second chapters are applied to the Motion of Bodies—Chap. 4. The Transmission of Work by simple Machines—Chap. 5. Useful Propositions and Rules.

Breweries and Maltings : their Arrangement, Construction, Machinery, and Plant. By G. SCAMELL, F.R.I.B.A. Second edition, revised, enlarged, and partly rewritten. By F. COLYER, M.I.C.E., M.I.M.E. *With 20 plates*, 8vo, cloth, 18s.

A Practical Treatise on the Construction of Horizontal and Vertical Waterwheels, specially designed for the use of operative mechanics. By WILLIAM CULLEN, Millwright and Engineer. *With 11 plates*. Second edition, revised and enlarged, small 4to, cloth, 12s. 6d.

A Practical Treatise on Mill-gearing, Wheels, Shafts, Riggers, etc. ; for the use of Engineers. By THOMAS BOX. Third edition, *with 11 plates*. Crown 8vo, cloth, 7s. 6d.

Mining Machinery : a Descriptive Treatise on the Machinery, Tools, and other Appliances used in Mining. By G. G. ANDRÉ, F.G.S., Assoc. Inst. C.E., Mem. of the Society of Engineers. Royal 4to, uniform with the Author's Treatise on Coal Mining, containing 182 *plates*, accurately drawn to scale, with descriptive text, in 2 vols., cloth, 3l. 12s.

CONTENTS :

Machinery for Prospecting, Excavating, Hauling, and Hoisting—Ventilation—Pumping—Treatment of Mineral Products, including Gold and Silver, Copper, Tin, and Lead, Iron Coal, Sulphur, China Clay, Brick Earth, etc.

Tables for Setting out Curves for Railways, Canals, Roads, etc., varying from a radius of five chains to three miles. By A. KENNEDY and R. W. HACKWOOD. *Illustrated*, 32mo, cloth, 2s. 6d.

The Science and Art of the Manufacture of Portland

Cement, with observations on some of its constructive applications. *With 66 illustrations.* By HENRY REID, C.E., Author of 'A Practical Treatise on Concrete,' etc., etc. 8vo, cloth, 18s.

The Draughtsman's Handbook of Plan and Map

Drawing; including instructions for the preparation of Engineering, Architectural, and Mechanical Drawings. *With numerous illustrations in the text, and 33 plates (15 printed in colours).* By G. G. ANDRÉ, F.G.S., Assoc. Inst. C.E. 4to, cloth, 9s.

CONTENTS:

The Drawing Office and its Furnishings—Geometrical Problems—Lines, Dots, and their Combinations—Colours, Shading, Lettering, Bordering, and North Points—Scales—Plotting—Civil Engineers' and Surveyors' Plans—Map Drawing—Mechanical and Architectural Drawing—Copying and Reducing Trigonometrical Formulæ, etc., etc.

The Boiler-maker's and Iron Ship-builder's Companion,

comprising a series of original and carefully calculated tables, of the utmost utility to persons interested in the iron trades. By JAMES FODEN, author of 'Mechanical Tables,' etc. Second edition revised, *with illustrations*, crown 8vo, cloth, 5s.

Rock Blasting: a Practical Treatise on the means

employed in Blasting Rocks for Industrial Purposes. By G. G. ANDRÉ, F.G.S., Assoc. Inst. C.E. *With 56 illustrations and 12 plates*, 8vo, cloth, 10s. 6d.

Painting and Painters' Manual: a Book of Facts

for Painters and those who Use or Deal in Paint Materials. By C. L. CONDIT and J. SCHELLER. *Illustrated*, 8vo, cloth, 10s. 6d.

A Treatise on Ropemaking as practised in public and

private Rope-yards, with a Description of the Manufacture, Rules, Tables of Weights, etc., adapted to the Trade, Shipping, Mining, Railways, Builders, etc. By R. CHAPMAN, formerly foreman to Messrs. Huddart and Co., Limehouse, and late Master Ropemaker to H.M. Dockyard, Deptford. Second edition, 12mo, cloth, 3s.

Laxton's Builders' and Contractors' Tables; for the

use of Engineers, Architects, Surveyors, Builders, Land Agents, and others. Bricklayer, containing 22 tables, with nearly 30,000 calculations. 4to, cloth, 5s.

Laxton's Builders' and Contractors' Tables. Ex-

cavator, Earth, Land, Water, and Gas, containing 53 tables, with nearly 24,000 calculations. 4to, cloth, 5s.

Sanitary Engineering: a Guide to the Construction of Works of Sewerage and House Drainage, with Tables for facilitating the calculations of the Engineer. By BALDWIN LATHAM, C.E., M. Inst. C.E., F.G.S., F.M.S., Past-President of the Society of Engineers. Second edition, with numerous plates and woodcuts, 8vo, cloth, 1*l.* 10*s.*

Screw Cutting Tables for Engineers and Machinists, giving the values of the different trains of Wheels required to produce Screws of any pitch, calculated by Lord Lindsay, M.P., F.R.S., F.R.A.S., etc. Cloth, oblong, 2*s.*

Screw Cutting Tables, for the use of Mechanical Engineers, showing the proper arrangement of Wheels for cutting the Threads of Screws of any required pitch, with a Table for making the Universal Gas-pipe Threads and Taps. By W. A. MARTIN, Engineer. Second edition, oblong, cloth, 1*s.*, or sewed, 6*d.*

A Treatise on a Practical Method of Designing Slide-Valve Gears by Simple Geometrical Construction, based upon the principles enunciated in Euclid's Elements, and comprising the various forms of Plain Slide-Valve and Expansion Gearing; together with Stephenson's, Gooch's, and Allan's Link-Motions, as applied either to reversing or to variable expansion combinations. By EDWARD J. COWLING WELCH, Memb. Inst. Mechanical Engineers. Crown 8vo, cloth, 6*s.*

Cleaning and Scouring: a Manual for Dyers, Laundresses, and for Domestic Use. By S. CHRISTOPHER. 18mo, sewed, 6*d.*

A Glossary of Terms used in Coal Mining. By WILLIAM STUKELEY GRESLEY, Assoc. Mem. Inst. C.E., F.G.S., Member of the North of England Institute of Mining Engineers. Illustrated with numerous woodcuts and diagrams, crown 8vo, cloth, 5*s.*

A Pocket-Book for Boiler Makers and Steam Users, comprising a variety of useful information for Employer and Workman, Government Inspectors, Board of Trade Surveyors, Engineers in charge of Works and Slips, Foremen of Manufactories, and the general Steam-using Public. By MAURICE JOHN SEXTON. Second edition, royal 32mo, roan, gilt edges, 5*s.*

Electrolysis: a Practical Treatise on Nickeling, Coppering, Gilding, Silvering, the Refining of Metals, and the treatment of Ores by means of Electricity. By HIPPOLYTE FONTAINE, translated from the French by J. A. BERLY, C.E., Assoc. S.T.E. With engravings. 8vo, cloth, 9*s.*

Barlow's Tables of Squares, Cubes, Square Roots, Cube Roots, Reciprocals of all Integer Numbers up to 10,000. Post 8vo, cloth, 6s.

A Practical Treatise on the Steam Engine, containing Plans and Arrangements of Details for Fixed Steam Engines, with Essays on the Principles involved in Design and Construction. By ARTHUR RIGG, Engineer, Member of the Society of Engineers and of the Royal Institution of Great Britain. Demy 4to, copiously illustrated with woodcuts and 96 plates, in one Volume, half-bound morocco, 2l. 2s.; or cheaper edition, cloth, 25s.

This work is not, in any sense, an elementary treatise, or history of the steam engine, but is intended to describe examples of Fixed Steam Engines without entering into the wide domain of locomotive or marine practice. To this end illustrations will be given of the most recent arrangements of Horizontal, Vertical, Beam, Pumping, Winding, Portable, Semi-portable, Corliss, Allen, Compound, and other similar Engines, by the most eminent Firms in Great Britain and America. The laws relating to the action and precautions to be observed in the construction of the various details, such as Cylinders, Pistons, Piston-rods, Connecting-rods, Cross-heads, Motion-blocks, Eccentrics, Simple, Expansion, Balanced, and Equilibrium Slide-valves, and Valve-gearing will be minutely dealt with. In this connection will be found articles upon the Velocity of Reciprocating Parts and the Mode of Applying the Indicator, Heat and Expansion of Steam Governors, and the like. It is the writer's desire to draw illustrations from every possible source, and give only those rules that present practice deems correct.

A Practical Treatise on the Science of Land and Engineering Surveying, Levelling, Estimating Quantities, etc., with a general description of the several Instruments required for Surveying, Levelling, Plotting, etc. By H. S. MERRETT. Fourth edition, revised by G. W. USILL, Assoc. Mem. Inst. C.E. 41 plates, with illustrations and tables, royal 8vo, cloth, 12s. 6d.

PRINCIPAL CONTENTS :

Part 1. Introduction and the Principles of Geometry. Part 2. Land Surveying; comprising General Observations—The Chain—Offsets Surveying by the Chain only—Surveying Hilly Ground—To Survey an Estate or Parish by the Chain only—Surveying with the Theodolite—Mining and Town Surveying—Railroad Surveying—Mapping—Division and Laying out of Land—Observations on Enclosures—Plane Trigonometry. Part 3. Levelling—Simple and Compound Levelling—The Level Book—Parliamentary Plan and Section—Levelling with a Theodolite—Gradients—Wooden Curves—To Lay out a Railway Curve—Setting out Widths. Part 4. Calculating Quantities generally for Estimates—Cuttings and Embankments—Tunnels—Brickwork—Ironwork—Timber Measuring. Part 5. Description and Use of Instruments in Surveying and Plotting—The Improved Dumpy Level—Troughton's Level—The Prismatic Compass—Proportional Compass—Box Sextant—Verner—Pantagraph—Merrett's Improved Quadrant—Improved Computation Scale—The Diagonal Scale—Straight Edge and Sector. Part 6. Logarithms of Numbers—Logarithmic Sines and Co-Sines, Tangents and Co-Tangents—Natural Sines and Co-Sines—Tables for Earthwork, for Setting out Curves, and for various Calculations, etc., etc.

Health and Comfort in House Building, or Ventilation with Warm Air by Self-Acting Suction Power, with Review of the mode of Calculating the Draught in Hot-Air Flues, and with some actual Experiments. By J. DRYSDALE, M.D., and J. W. HAYWARD, M.D. Second edition, with Supplement, with plates, demy 8vo, cloth, 7s. 6d.

The Assayer's Manual: an Abridged Treatise on the Docimastic Examination of Ores and Furnace and other Artificial Products. By BRUNO KERL. Translated by W. T. BRANNT. *With 65 illustrations*, 8vo, cloth, 12s. 6d.

Electricity: its Theory, Sources, and Applications. By J. T. SPRAGUE, M.S.T.E. Second edition, revised and enlarged, *with numerous illustrations*, crown 8vo, cloth, 15s.

The Practice of Hand Turning in Wood, Ivory, Shell, etc., with Instructions for Turning such Work in Metal as may be required in the Practice of Turning in Wood, Ivory, etc.; also an Appendix on Ornamental Turning. (A book for beginners.) By FRANCIS CAMPIN. Third edition, *with wood engravings*, crown 8vo, cloth, 6s.

CONTENTS :

On Lathes—Turning Tools—Turning Wood—Drilling—Screw Cutting—Miscellaneous Apparatus and Processes—Turning Particular Forms—Staining—Polishing—Spinning Metals—Materials—Ornamental Turning, etc.

Treatise on Watchwork, Past and Present. By the Rev. H. L. NELTHROPP, M.A., F.S.A. *With 32 illustrations*, crown 8vo, cloth, 6s. 6d.

CONTENTS :

Definitions of Words and Terms used in Watchwork—Tools—Time—Historical Summary—On Calculations of the Numbers for Wheels and Pinions; their Proportional Sizes, Trains, etc.—Of Dial Wheels, or Motion Work—Length of Time of Going without Winding up—The Verge—The Horizontal—The Duplex—The Lever—The Chronometer—Repeating Watches—Keyless Watches—The Pendulum, or Spiral Spring—Compensation—Jewelling of Pivot Holes—Clerkenwell—Fallacies of the Trade—Incapacity of Workmen—How to Choose and Use a Watch, etc.

Algebra Self-Taught. By W. P. HIGGS, M.A., D.Sc., LL.D., Assoc. Inst. C.E., Author of 'A Handbook of the Differential Calculus,' etc. Second edition, crown 8vo, cloth, 2s. 6d.

CONTENTS :

Symbols and the Signs of Operation—The Equation and the Unknown Quantity—Positive and Negative Quantities—Multiplication—Involution—Exponents—Negative Exponents—Roots, and the Use of Exponents as Logarithms—Logarithms—Tables of Logarithms and Proportionate Parts—Transformation of System of Logarithms—Common Uses of Common Logarithms—Compound Multiplication and the Binomial Theorem—Division, Fractions, and Ratio—Continued Proportion—The Series and the Summation of the Series—Limit of Series—Square and Cube Roots—Equations—List of Formulæ, etc.

Spons' Dictionary of Engineering, Civil, Mechanical, Military, and Naval; with technical terms in French, German, Italian, and Spanish, 3100 pp., and *nearly 8000 engravings*, in super-royal 8vo, in 8 divisions, 5l. 8s. Complete in 3 vols., cloth, 5l. 5s. Bound in a superior manner, half-morocco, top edge gilt, 3 vols., 6l. 12s.

Notes in Mechanical Engineering. Compiled principally for the use of the Students attending the Classes on this subject at the City of London College. By HENRY ADAMS, Mem. Inst. M.E., Mem. Inst. C.E., Mem. Soc. of Engineers. Crown 8vo, cloth, 2s. 6d.

Canoe and Boat Building: a complete Manual for Amateurs, containing plain and comprehensive directions for the construction of Canoes, Rowing and Sailing Boats, and Hunting Craft. By W. P. STEPHENS. *With numerous illustrations and 24 plates of Working Drawings.* Crown 8vo, cloth, 7s. 6d.

Proceedings of the National Conference of Electricians, Philadelphia, October 8th to 13th, 1884. 18mo, cloth, 3s.

Dynamo - Electricity, its Generation, Application, Transmission, Storage, and Measurement. By G. B. PRESCOTT. *With 545 illustrations.* 8vo, cloth, 1l. 1s.

Domestic Electricity for Amateurs. Translated from the French of E. HOSPITALIER, Editor of "L'Electricien," by C. J. WHARTON, Assoc. Soc. Tel. Eng. *Numerous illustrations.* Demy 8vo, cloth, 9s.

CONTENTS:

1. Production of the Electric Current—2. Electric Bells—3. Automatic Alarms—4. Domestic Telephones—5. Electric Clocks—6. Electric Lighters—7. Domestic Electric Lighting—8. Domestic Application of the Electric Light—9. Electric Motors—10. Electrical Locomotion—11. Electrotyping, Plating, and Gilding—12. Electric Recreations—13. Various applications—Workshop of the Electrician.

Wrinkles in Electric Lighting. By VINCENT STEPHEN. *With illustrations.* 18mo, cloth, 2s. 6d.

CONTENTS:

1. The Electric Current and its production by Chemical means—2. Production of Electric Currents by Mechanical means—3. Dynamo-Electric Machines—4. Electric Lamps—5. Lead—6. Ship Lighting.

The Practical Flax Spinner; being a Description of the Growth, Manipulation, and Spinning of Flax and Tow. By LESLIE C. MARSHALL, of Belfast. *With illustrations.* 8vo, cloth, 15s.

Foundations and Foundation Walls for all classes of Buildings, Pile Driving, Building Stones and Bricks, Pier and Wall construction, Mortars, Limes, Cements, Concretes, Stuccos, &c. *64 illustrations.* By G. T. POWELL and F. BAUMAN. 8vo, cloth, 10s. 6d.

- Manual for Gas Engineering Students.* By D. LEE.
18mo, cloth 1s.
- Hydraulic Machinery, Past and Present.* A Lecture delivered to the London and Suburban Railway Officials' Association. By H. ADAMS, Mem. Inst. C.E. *Folding plate.* 8vo, sewed, 1s.
- Twenty Years with the Indicator.* By THOMAS PRAY, Jun., C.E., M.E., Member of the American Society of Civil Engineers. 2 vols., royal 8vo, cloth, 12s. 6d.
- Annual Statistical Report of the Secretary to the Members of the Iron and Steel Association on the Home and Foreign Iron and Steel Industries in 1884.* Issued March 1885. 8vo, sewed, 5s.
- Bad Drains, and How to Test them; with Notes on the Ventilation of Sewers, Drains, and Sanitary Fittings, and the Origin and Transmission of Zymotic Disease.* By R. HARRIS REEVES. Crown 8vo, cloth, 3s. 6d.
- Well Sinking.* The modern practice of Sinking and Boring Wells, with geological considerations and examples of Wells. By ERNEST SPON, Assoc. Mem. Inst. C.E., Mem. Soc. Eng., and of the Franklin Inst., etc. Second edition, revised and enlarged. Crown 8vo, cloth, 10s. 6d.
- Pneumatic Transmission of Messages and Parcels between Paris and London, via Calais and Dover.* By J. B. BERLIER, C.E. Small folio, sewed, 6d.
- List of Tests (Reagents),* arranged in alphabetical order, according to the names of the originators. Designed especially for the convenient reference of Chemists, Pharmacists, and Scientists. By HANS M. WILDER. Crown 8vo, cloth, 4s. 6d.
- Ten Years' Experience in Works of Intermittent Downward Filtration.* By J. BAILEY DENTON, Mem. Inst. C.E. Second edition, with additions. Royal 8vo, sewed, 4s.
- A Treatise on the Manufacture of Soap and Candles, Lubricants and Glycerin.* By W. LANT CARPENTER, B.A., B.Sc. (late of Messrs. C. Thomas and Brothers, Bristol). *With illustrations.* Crown 8vo, cloth, 10s. 6d.

The Stability of Ships explained simply, and calculated by a new Graphic method. By J. C. SPENCE, M.L.N.A. 410, sewed, 3s. 6d.

Steam Making, or Boiler Practice. By CHARLES A. SMITH, C.E. 8vo, cloth, 10s. 6d.

CONTENTS:

1. The Nature of Heat and the Properties of Steam—2. Combustion—3. Externally Fired Stationary Boilers—4. Internally Fired Stationary Boilers—5. Internally Fired Portable Locomotive and Marine Boilers—6. Design, Construction, and Strength of Boilers—7. Proportions of Heating Surface, Economic Evaporation, Explosions—8. Miscellaneous Boilers, Choice of Boiler Fittings and Appurtenances.

The Fireman's Guide; a Handbook on the Care of Boilers. By TEKNOLOG, föreningen T. I. Stockholm. Translated from the third edition, and revised by KARL P. DAHLSTROM, M.E. Second edition. Fcap. 8vo, cloth, 2s.

A Treatise on Modern Steam Engines and Boilers, including Land Locomotive, and Marine Engines and Boilers, for the use of Students. By FREDERICK COLYER, M. Inst. C.E., Mem. Inst. M.E. With 36 plates. 4to, cloth, 25s.

CONTENTS:

1. Introduction—2. Original Engines—3. Boilers—4. High-Pressure Beam Engines—5. Cornish Beam Engines—6. Horizontal Engines—7. Oscillating Engines—8. Vertical High-Pressure Engines—9. Special Engines—10. Portable Engines—11. Locomotive Engines—12. Marine Engines.

Steam Engine Management; a Treatise on the Working and Management of Steam Boilers. By F. COLYER, M. Inst. C.E., Mem. Inst. M.E. 18mo, cloth, 2s.

Land Surveying on the Meridian and Perpendicular System. By WILLIAM PENMAN, C.E. 8vo, cloth, 8s. 6d.

The Topographer, his Instruments and Methods, designed for the use of Students, Amateur Photographers, Surveyors, Engineers, and all persons interested in the location and construction of works based upon Topography. Illustrated with numerous plates, maps, and engravings. By LEWIS M. HAUPT, A.M. 8vo, cloth, 18s.

A Text-Book of Tanning, embracing the Preparation of all kinds of Leather. By HARRY R. PROCTOR, F.C.S., of Low Lights Tanneries. With illustrations. Crown 8vo, cloth, 10s. 6d.

In super-royal 8vo, 1168 pp., with 2400 illustrations, in 3 Divisions, cloth, price 13s. 6d. each; or 1 vol., cloth, 2s.; or half-morocco, 2s. 8s.

A SUPPLEMENT

TO

SPONS' DICTIONARY OF ENGINEERING.

EDITED BY ERNEST SPON, MEMB. SOC. ENGINEERS.

Abacus, Counters, Speed Indicators, and Slide Rule.	Coal Mining.	Lighthouses, Buoys, and Beacons.
Agricultural Implements and Machinery.	Coal Cutting Machines.	Machine Tools.
Air Compressors.	Coke Ovens. Copper.	Materials of Construction.
Animal Charcoal Machinery.	Docks. Drainage.	Meters.
Antimony.	Dredging Machinery.	Ores, Machinery and Processes employed to Dress.
Axles and Axle-boxes.	Dynamo - Electric and Magneto-Electric Machines.	Piers.
Barn Machinery.	Dynamometers.	Pile Driving.
Belts and Belting.	Electrical Engineering, Telegraphy, Electric Lighting and its practical details, Telephones	Pneumatic Transmission.
Blasting. Boilers.	Engines, Varieties of.	Pumps.
Brakes.	Explosives. Fans.	Pyrometers.
Brick Machinery.	Founding, Moulding and the practical work of the Foundry.	Road Locomotives.
Bridges.	Gas, Manufacture of.	Rock Drills.
Cages for Mines.	Hammers, Steam and other Power.	Rolling Stock.
Calculus, Differential and Integral.	Heat. Horse Power.	Sanitary Engineering.
Canals.	Hydraulics.	Shafting.
Carpentry.	Hydro-geology.	Steel.
Cast Iron.	Indicators. Iron.	Steam Navy.
Cement, Concrete, Limes, and Mortar.	Lifts, Hoists, and Elevators.	Stone Machinery.
Chimney Shafts.		Tramways.
Coal Cleansing and Washing.		Well Sinking.

London: E. & F. N. SPON, 125, Strand.
New York: 12, Cortlandt Street.

NOW COMPLETE.

With nearly 1500 illustrations, in super-royal 8vo, in 5 Divisions, cloth Divisions 1 to 4, 13s. 6d. each; Division 5, 17s. 6d.; or 2 vols., cloth, £3 10s.

SPONS' ENCYCLOPÆDIA

OF THE

INDUSTRIAL ARTS, MANUFACTURES, AND COMMERCIAL PRODUCTS.

EDITED BY C. G. WARNFORD LOCK, F.L.S.

Among the more important of the subjects treated of, are the following:—

Acids, 207 pp. 220 figs.	Fur, 5 pp.	Photography, 13 pp. 20 figs.
Alcohol, 23 pp. 16 figs.	Gas, Coal, 8 pp.	Pigments, 9 pp. 6 figs.
Alcoholic Liquors, 13 pp.	Gems.	Pottery, 46 pp. 57 figs.
Alkalies, 89 pp. 78 figs.	Glass, 45 pp. 77 figs.	Printing and Engraving, 20 pp. 8 figs.
Alloys. Alum.	Graphite, 7 pp.	Rags.
Asphalt. Assaying.	Hair, 7 pp.	Resinous and Gummy Substances, 75 pp. 16 figs.
Beverages, 89 pp. 29 figs.	Hair Manufactures.	Rope, 16 pp. 17 figs.
Blacks.	Hats, 26 pp. 26 figs.	Salt, 31 pp. 23 figs.
Bleaching Powder, 15 pp.	Honey. Hops.	Silk, 8 pp.
Bleaching, 51 pp. 48 figs.	Horn.	Silk Manufactures, 9 pp. 11 figs.
Candles, 18 pp. 9 figs.	Ice, 10 pp. 14 figs.	Skins, 5 pp.
Carbon Bisulphide.	Indiarubber Manufactures, 23 pp. 17 figs.	Small Wares, 4 pp.
Celluloid, 9 pp.	Ink, 17 pp.	Soap and Glycerine, 39 pp. 45 figs.
Cements. Clay.	Ivory.	Spices, 16 pp.
Coal-tar Products, 44 pp. 14 figs.	Jute Manufactures, 11 pp., 11 figs.	Sponge, 5 pp.
Cocoa, 8 pp.	Knitted Fabrics —	Starch, 9 pp. 10 figs.
Coffee, 32 pp. 13 figs.	Hosiery, 15 pp. 13 figs.	Sugar, 155 pp. 134 figs.
Cork, 8 pp. 17 figs.	Lace, 13 pp. 9 figs.	Sulphur.
Cotton Manufactures, 62 pp. 57 figs.	Leather, 28 pp. 31 figs.	Tannin, 18 pp.
Drugs, 38 pp.	Linen Manufactures, 16 pp. 6 figs.	Tea, 12 pp.
Dyeing and Calico Printing, 28 pp. 9 figs.	Manures, 21 pp. 30 figs.	Timber, 13 pp.
Dyestuffs, 16 pp.	Matches, 17 pp. 38 figs.	Varnish, 15 pp.
Electro-Metallurgy, 13 pp.	Mordants, 13 pp.	Vinegar, 5 pp.
Explosives, 22 pp. 33 figs.	Narcotics, 47 pp.	Wax, 5 pp.
Feathers.	Nuts, 10 pp.	Wool, 2 pp.
Fibrous Substances, 92 pp. 79 figs.	Oils and Fatty Substances, 125 pp.	Woollen Manufactures, 58 pp. 39 figs.
Floor-cloth, 16 pp. 21 figs.	Paint.	
Food Preservation, 8 pp.	Paper, 26 pp. 23 figs.	
Fruit, 8 pp.	Paraffin, 8 pp. 6 figs.	
	Pearl and Coral, 8 pp.	
	Perfumes, 10 pp.	

London: E. & F. N. SPON, 125, Strand.

New York: 12, Cortlandt Street.

JUST PUBLISHED.

Crown 8vo, cloth, 480 pages, with 183 illustrations, 5s.

WORKSHOP RECEIPTS, THIRD SERIES.

BY C. G. WARNFORD LOCK.

Uniform with the First and Second Series.

SYNOPSIS OF CONTENTS.

Alloys.	Indium.	Rubidium.
Aluminium.	Iridium.	Ruthenium.
Antimony.	Iron and Steel.	Selenium.
Barium.	Lacquers and Lacquering.	Silver.
Beryllium.	Lanthanum.	Slag.
Bismuth.	Lead.	Sodium.
Cadmium.	Lithium.	Strontium.
Cæsium.	Lubricants.	Tantalum.
Calcium.	Magnesium.	Terbium.
Cerium.	Manganese.	Thallium.
Chromium.	Mercury.	Thorium.
Cobalt.	Mica.	Tin.
Copper.	Molybdenum.	Titanium.
Didymium.	Nickel.	Tungsten.
Electrics.	Niobium.	Uranium.
Enamels and Glazes.	Osmium.	Vanadium.
Erbium.	Palladium.	Yttrium.
Gallium.	Platinum.	Zinc.
Glass.	Potassium.	Zirconium.
Gold.	Rhodium.	

London: E. & F. N. SPON, 125, Strand.

New York: 12, Cortlandt Street.

WORKSHOP RECEIPTS, FOURTH SERIES,

DEVOTED MAINLY TO HANDICRAFTS & MECHANICAL SUBJECTS.

By C. G. WARNFORD LOCK.

250 Illustrations, with Complete Index, and a General Index to the
Four Series, 5s.

- Waterproofing**—rubber goods, cuprammonium processes, miscellaneous preparations.
- Packing and Storing** articles of delicate odour or colour, of a deliquescent character, liable to ignition, apt to suffer from insects or damp, or easily broken.
- Embalming and Preserving** anatomical specimens.
- Leather Polishes.**
- Cooling Air and Water,** producing low temperatures, making ice, cooling syrups and solutions, and separating salts from liquors by refrigeration.
- Pumps and Siphons,** embracing every useful contrivance for raising and supplying water on a moderate scale, and moving corrosive, tenacious, and other liquids.
- Desiccating**—air- and water-ovens, and other appliances for drying natural and artificial products.
- Distilling**—water, tinctures, extracts, pharmaceutical preparations, essences, perfumes, and alcoholic liquids.
- Emulsifying** as required by pharmacists and photographers.
- Evaporating**—saline and other solutions, and liquids demanding special precautions.
- Filtering**—water, and solutions of various kinds.
- Percolating and Macerating.**
- Electrotyping.**
- Stereotyping** by both plaster and paper processes.
- Bookbinding** in all its details.
- Straw Plaiting** and the fabrication of baskets, matting, etc.
- Musical Instruments**—the preservation, tuning, and repair of pianos, harmoniums, musical boxes, etc.
- Clock and Watch Mending**—adapted for intelligent amateurs.
- Photography**—recent development in rapid processes, handy apparatus, numerous recipes for sensitizing and developing solutions, and applications to modern illustrative purposes.

London: E. & F. N. SPON, 125, Strand.

New York: 12, Cortlandt Street.

JUST PUBLISHED.

In demy 8vo, cloth, 600 pages, and 1420 Illustrations, 6s.


SPONS'
MECHANICS' OWN BOOK;
A MANUAL FOR HANDICRAFTSMEN AND AMATEURS.

CONTENTS.

Mechanical Drawing—Casting and Founding in Iron, Brass, Bronze, and other Alloys—Forging and Finishing Iron—Sheetmetal Working—Soldering, Brazing, and Burning—Carpentry and Joinery, embracing descriptions of some 400 Woods, over 200 Illustrations of Tools and their uses, Explanations (with Diagrams) of 116 joints and hinges, and Details of Construction of Workshop appliances, rough furniture, Garden and Yard Erections, and House Building—Cabinet-Making and Veneering—Carving and Fretcutting—Upholstery—Painting, Graining, and Marbling—Staining Furniture, Woods, Floors, and Fittings—Gilding, dead and bright, on various grounds—Polishing Marble, Metals, and Wood—Varnishing—Mechanical movements, illustrating contrivances for transmitting motion—Turning in Wood and Metals—Masonry, embracing Stonework, Brickwork, Terracotta, and Concrete—Roofing with Thatch, Tiles, Slates, Felt, Zinc, &c.—Glazing with and without putty, and lead glazing—Plastering and Whitewashing—Paper-hanging—Gas-fitting—Bell-hanging, ordinary and electric Systems—Lighting—Warming—Ventilating—Roads, Pavements, and Bridges—Hedges, Ditches, and Drains—Water Supply and Sanitation—Hints on House Construction suited to new countries.

London: E. & F. N. SPON, 125, Strand.

New York: 12, Cortlandt Street.



S/A-293

PLEASE DO NOT REMOVE
CARDS OR SLIPS FROM THIS POCKET

UNIVERSITY OF TORONTO LIBRARY

S&M

A

293

