

1283

IN MEMORIAM
FLORIAN CAJORI



EX LIBRIS

F. Cajori



Digitized by the Internet Archive
in 2007 with funding from
Microsoft Corporation

ELEMENTARY GEOMETRY

PLANE AND SOLID

•The  Co. •

P. Cajovi

ELEMENTARY GEOMETRY.

PLANE AND SOLID ;

FOR USE IN HIGH SCHOOLS AND ACADEMIES

BY

THOMAS F. HOLGATE

PROFESSOR OF APPLIED MATHEMATICS IN NORTHWESTERN
UNIVERSITY



New York

THE MACMILLAN COMPANY

LONDON: MACMILLAN & CO., LTD.

1901

All rights reserved

QA453

H6

COPYRIGHT, 1901,
By THE MACMILLAN COMPANY.

CAJORI

TO THE
ABBONDIATO

Norwood Press
J. S. Cushing & Co. — Berwick & Smith
Norwood Mass. U.S.A.

PREFACE

Elementary Geometry deals only with forms whose determining parts are points, straight lines, and circles. Its method is that employed by the ancient writers. The amount of such study to be included in the high school or academy course has been fixed by tradition, as, in plane geometry, the equivalent of Euclid's first six books together with some additional material on mensuration; and, in solid geometry, the equivalent of Euclid's eleventh and twelfth books, to which is also added the mensuration of solids. Modern concepts and modern methods have given to this old material a correlation and a symmetry which it did not at one time present, and have opened fields of investigation which were entirely beyond the range of the early geometers. From the modern point of view, many isolated and apparently independent theorems have proved to be but special cases of broader and more general ones, or to be related to each other in an easily defined way. The so-called modern geometry possesses great beauty and strength, but how much of it can be wisely woven into a first course is a matter about which there is no general concensus of opinion. Some recent writers have deemed it wise to introduce general principles very early, while others have held rigorously to the old methods and old materials. My own belief is that the pupil must become quite familiar with the incidental and particular facts of geometry before he is capable of much generalization, and while I have written with the modern notions distinctly in mind, I have preferred not to depart far from the well-beaten path.

The attempt has been made to arrange the contents of this

book in a natural and attractive pedagogical order. After the introductory chapter there are presented a few easy problems of construction in which the pupil will make free use of his ruler and compasses, and be introduced to the idea of a formal proof in connection with matters which he clearly sees need proving; other similar problems are inserted where they come in most naturally and are of most immediate interest.

Abstract discussions, such as the theory of limits, have been postponed as far as possible in order to secure for their comprehension greater mathematical maturity. Young pupils do not readily assimilate theoretical or abstract principles, and it is best that these should be brought into but little prominence in the early parts of the subject.

The exercises have been carefully selected and are intended to form an integral part of the work. They bear a direct relation, in most cases, to the propositions with which they are associated; those inserted at the ends of sections or chapters are for the most part of a more difficult character and may be omitted on a first reading.

It is hoped that the classified summary at the end of each chapter will prove serviceable for purposes of review and for reference, and will also aid the pupil in systematizing his knowledge.

Care has been taken to state the fundamental assumptions—the postulates—upon which the science rests, in as clear a form as possible, and to distinguish between assumption and axiomatic truth. Some things have been assumed which are often made matters of demonstration; for example, the fact that the perimeter of a regular polygon inscribed in a circle approaches a limit as the number of its sides is indefinitely increased. This admits of a rigorous proof, to be sure, but the proofs given in text-books on elementary geometry are as a rule either unsatisfactory or beyond the appreciation of the pupil. I have preferred openly to assume the property,—an assumption at which the pupil does not hesitate.

A circle has been defined as a particular kind of line, and a polygon as a figure made up of points and lines. The area of such a figure is defined to be the surface enclosed by it. This accords, I believe, with the best usage, though perhaps not with the common usage. Everywhere outside of a class in elementary geometry a circle is so understood. Neither in more advanced mathematics nor in everyday life is it thought of as a portion of a plane, in accordance with the common definition, and I see no reason why the pupil should be obliged to change his idea of such a figure upon entering the geometry class, and change back again immediately upon leaving that class.

The Appendix contains a short chapter on Plane Trigonometry, which is intended to serve as a brief introduction to the subject, to meet the needs of those preparatory pupils who take up the study of physics or mechanics, not as a substitute for a complete course. It may be found sufficient also to meet the practical needs of those who do not continue their studies beyond the high school.

The teacher will do well to consider the following suggestions:—

1. Read the introductory chapter carefully, then talk it over with the class in an informal way, calling attention to the geometrical principles involved, most of which will be readily accepted by your pupils. Do not assign this chapter as a lesson.

2. Proceed very slowly at first. Remember that your pupils already have some geometrical ideas. Draw these out, clarify and fix them. Do not break down, but build on what your pupils already have.

3. Do not be too strenuous at first about a formal demonstration. Emphasize the geometric truth presented. Fix as your ideal an elegant, faultless proof, and gradually work up to it.

4. Remember that in this subject the primary object should be the acquisition of geometric knowledge and the development of the geometric sense. Logical reasoning and rhetorical demonstration are secondary aims, to be sure, but the first object should be Geometry.

Since my chief desire has been to produce a text-book adapted to the needs of the class-room, I have not hesitated to make free use of many existing texts, both old and new, and from them have derived much valuable help and many suggestions. The exercises in particular have been gathered from a variety of sources; only a few of them are new. To many friends, and in particular to my colleague, Professor Henry S. White, to Mr. B. Annis, of the Hartford, Connecticut, High School, and to Mr. J. F. Petrie, of North-western University Academy, I am greatly indebted for valuable suggestions and criticisms. Also to my pupil, Miss Elda L. Smith of Springfield, Illinois, my sincerest thanks are due for patient and careful work in testing all exercises and in the tedious task of proof-reading.

I shall be glad to be informed of any errors that may have been overlooked, and to receive suggestions for improvement either in matter or arrangement.

THOMAS F. HOLGATE.

EVANSTON, ILLINOIS,
May 30, 1901.

CONTENTS

PART I

PLANE GEOMETRY

INTRODUCTION

| | PAGE |
|---|------|
| Preliminary Notions and Definitions | 1 |
| Classified Summary | 19 |

CHAPTER I

TRIANGLES AND PARALLELOGRAMS

| | |
|---|----|
| Section I. General Properties of Triangles | 22 |
| Section II. Parallel Lines | 61 |
| Section III. Closed Rectilinear Figures. Parallelograms | 71 |
| Section IV. Miscellaneous Theorems | 78 |
| Section V. Additional Problems of Construction | 84 |
| Section VI. Symmetrical Figures | 88 |
| Miscellaneous Exercises | 90 |
| Classified Summary | 92 |

CHAPTER II

THE CIRCLE

| | |
|--|-----|
| Section I. Definitions and Preliminary Theorems | 98 |
| Section II. Angles inscribed in Arcs | 111 |
| Section III. Secants and Tangents. Principle of Continuity | 115 |
| Section IV. Circles in Contact | 130 |
| Miscellaneous Exercises | 134 |
| Classified Summary | 136 |

CHAPTER III

SIMILAR RECTILINEAR FIGURES

| | PAGE |
|--|------|
| Section I. On Measurement, Ratio, and Proportion. Theory of Limits | 140 |
| Section II. Similar Polygons | 156 |
| Section III. Problems of Construction | 174 |
| Section IV. Additional Propositions. Harmonic Division | 180 |
| Miscellaneous Exercises | 189 |
| Classified Summary | 190 |

CHAPTER IV

AREAS OF PLANE POLYGONS

| | |
|---|-----|
| Section I. Parallelograms and Triangles | 194 |
| Section II. Areas of Similar Polygons | 207 |
| Section III. Problems of Construction | 220 |
| Section IV. Maxima and Minima | 226 |
| Miscellaneous Exercises | 229 |
| Classified Summary | 230 |

CHAPTER V

MEASUREMENT OF THE CIRCLE

| | |
|---|-----|
| Section I. Regular Polygons | 233 |
| Section II. Measurement of the Circle | 244 |
| Section III. Problems of Construction | 251 |
| Miscellaneous Exercises | 258 |
| Classified Summary | 260 |

PART II

SOLID GEOMETRY

CHAPTER VI

LINES AND PLANES IN SPACE

| | |
|--|-----|
| Section I. Intersecting Planes. Parallels and Perpendiculars | 263 |
| Section II. Dihedral Angles | 284 |
| Section III. Polyhedral Angles | 296 |
| Miscellaneous Exercises | 304 |
| Classified Summary | 305 |

CHAPTER VII

PRISMS AND PYRAMIDS

| | PAGE |
|---|------|
| Section I. Area and Volume of a Prism | 310 |
| Section II. Pyramids | 328 |
| Section III. Similar Polyhedrons | 339 |
| Section IV. Regular Polyhedrons | 342 |
| Section V. Polyhedrons in General | 345 |
| Miscellaneous Exercises | 347 |
| Classified Summary | 349 |

CHAPTER VIII

CYLINDERS AND CONES

| | |
|-----------------------------------|-----|
| Section I. Cylinders | 353 |
| Section II. The Cone | 361 |
| Miscellaneous Exercises | 366 |
| Classified Summary | 368 |

CHAPTER IX

THE SPHERE

| | |
|---|-----|
| Section I. Plane Sections and Tangent Planes | 370 |
| Section II. Spherical Angles, Triangles, and Polygons | 380 |
| Section III. Polar Triangles | 387 |
| Section IV. Areas of Spherical Triangles | 394 |
| Section V. Volume of the Sphere | 405 |
| Miscellaneous Exercises | 409 |
| Classified Summary | 410 |

APPENDIX

| | |
|------------------------------|-----|
| PLANE TRIGONOMETRY | 416 |
|------------------------------|-----|

TABLES

| | |
|--------------------------------|-----|
| MENSURATION FORMULAS | 435 |
| INDEX TO DEFINITIONS | 437 |

PART I—PLANE GEOMETRY



INTRODUCTION

PRELIMINARY NOTIONS AND DEFINITIONS

WHEN we speak of a point or a line, a straight line or a crooked line, everybody knows in a general way what is meant. In the minds of persons not familiar with the strict sense in which these terms are used in Geometry, it may be that the words 'point' and 'line' are associated with marks of some sort, made for example with a pen or pencil; they may think of a point as a dot, and of a line as a long, narrow mark, but in spite of this association the true meaning of the terms 'point,' 'line,' 'straight,' 'crooked,' etc., is pretty clearly understood.

It is not at all certain that definitions could be given in words which would convey an intelligent idea of the meaning of these terms to a person not already familiar with the thought conveyed by them, still a few words of comment may serve to fix the attention upon some properties of points and lines which are fundamental in the study of Geometry.

1. A point has no magnitude; it has only position.

The smallest mark that can be made with the finest pencil or pen will have *some* magnitude, and consequently is not a true point in the sense in which this term is used in Geometry. We can *think of* points as having position only, but in making diagrams we are obliged to use pencil or pen marks to represent them.

2. A line has position and length, but no breadth or thickness.

Whenever we speak of a line it suggests the idea of extension in one way, namely, length, without regard to breadth or thickness; but if we try to represent a line by a mark, this mark will of necessity have some breadth and so cannot be a true geometrical line. You should endeavor to think of a line without actually drawing a mark to represent it.

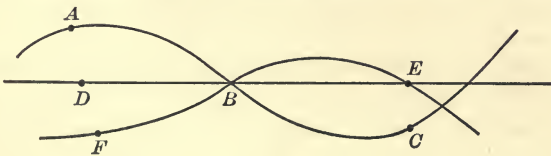
A line is sometimes spoken of as the path of a moving point.

On a line you can choose as many points as you please. Through two points you can draw as many lines, of one kind or another, as you please.

3. In order to tell one point from another we give them names, conveniently the names of the letters of the alphabet, and place the letter by the side of the point bearing its name.

Thus we speak of the point A , the point B , etc.

If we wish to designate different points by the same letter, P say, we distinguish them as P_1 , P_2 , P_3 , and so on.

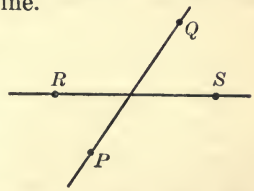


We denote a line by naming a sufficient number of points on it to distinguish it from every other line.

Thus we have in the diagram the line ABC , the line DE , the line FBE .

The two points B and E would not distinguish the line DBE from the line FBE , since B and E are points of both lines, or as we say, are *common* to both lines.

The lines PQ and RS in the second diagram are, however, distinguished by naming two points on each.




4. A **straight line** is such that only one of that kind can pass through the same two points.


That is to say, if two straight lines pass through the same two points, they must occupy the same position, and there is no point of one which does not also lie on the other.

This is sometimes expressed by saying that, "If two straight lines coincide at two points, they coincide throughout"; or, "Two points *determine* a straight line," *i.e.* fix the location of the line and distinguish it from every other straight line.

Two different straight lines therefore can have only one point in common; in other words, two straight lines **intersect** in only one point.

Any two straight lines can be made to coincide at every point by placing them so that they coincide at two points.


5. Suppose that on a given straight line we choose two points and mark them by the letters A and B . These will serve to distinguish this straight line from every other, since no  other straight line can pass through both of these points. We may therefore call this line **the straight line AB** .

That portion of the line which lies between the points A and B is called **the segment AB** of the line. If other points are chosen on the line, as C , D , E , etc.,  the portion of the line lying between the points A and C is called **the segment AC** ; that between C and D , **the segment CD** , etc.

It should be observed that two points chosen *anywhere* on a straight line determine it; the line may be as long as you please, *i.e.* it may be unlimited in extent, yet these two points will distinguish it from every other straight line. When we have in mind only that segment of a straight line lying between

two fixed points A and B , we shall usually speak of it as **the line-segment AB** .

The distinction thus made between *the straight line* and *the line-segment* is sometimes effected by calling the former *an unlimited straight line*, and the latter *a terminated straight line*. Of course any mark that we make to represent a straight line must be terminated both ways by points; but the term 'line-segment' will be used only when we wish to *restrict our thought* to that portion of the whole line which lies between two particular points.

6. When two line-segments having one end-point in common lie in the same straight line and do not overlap, for  example, the segments AC and CB , then the segment which is made up of these two, *i.e.* the segment AB , is called their **sum**.

If the line-segments have one end-point in common and do overlap, then that segment of the one which is not covered by the other is called their **difference**.

Thus the difference of the segments AB and CB , in the last diagram, is the segment AC .

7. A **surface** extends in two ways, *i.e.* it has length and breadth, but no thickness.

We speak of the surface of the blackboard, the surface of the table, the surface of the earth, and think of their extension in two ways only, not at all of depth or thickness. A geometrical surface has no thickness.

Any number of lines can be drawn on a surface, and any number of points can be chosen on a surface.

If a surface is such that every straight line joining two points of it lies wholly on the surface, it is called a **plane surface**.

The top of a table is approximately a plane surface, while the surface of an apple is clearly not plane.

For brevity we sometimes use the term *a plane* instead of *a plane surface*.

8. A solid extends in three ways, *i.e.* it has length, breadth, and thickness.

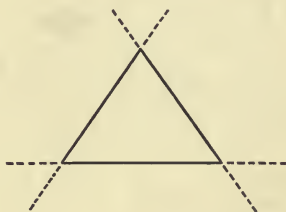
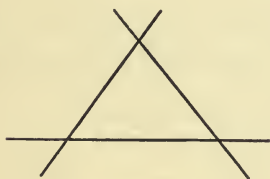
9. A geometrical figure is any combination of points, lines, and surfaces.

A plane geometrical figure is one whose points and lines all lie in one plane.

TRIANGLES AND ANGLES

10. One of the simplest geometrical figures is what is called a **triangle**. It consists of three straight lines which intersect two and two in three points.

The three points are called the **vertices** of the triangle, and the three straight lines its **sides**.

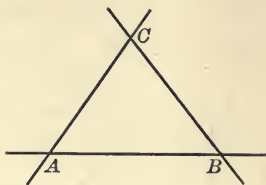


In most cases when we speak of a triangle we shall have in mind only the figure consisting of the three vertices and the three line-segments lying between them, and then the three line-segments are thought of as the sides of the triangle. It should be remembered, however, that these sides may be extended as far as we wish at any time.

The length of a side will always mean the length of the line-segment between the vertices.

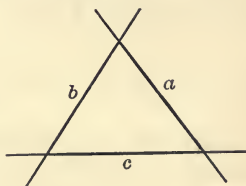
A triangle may be designated by naming its vertices since no different triangle can have the same three vertices.

Thus the triangle in the diagram is the triangle ABC , or the triangle BAC .



EXERCISE. Name the triangle in the diagram in six different ways.

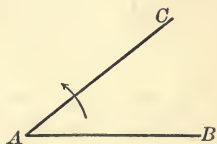
Sometimes it is found convenient to designate a straight line by a single letter, and in this case we commonly use a small letter, reserving the capital letters to denote points. When the sides of a triangle are so marked we can designate the triangle by naming its three sides.



11. In looking at the figure of a triangle it will be noticed that the two sides which meet in any vertex start out from the vertex in different directions.

Whenever two straight lines which meet diverge from their common point in this way, they are said to form a **plane angle**, or simply **an angle**, with each other.

The idea of an angle will be made clearer by the accompanying figure. The straight lines AB and AC meet at the point A . They make with each other an angle at this point. This angle we name the angle BAC , or the angle CAB , meaning by that the angle formed by the lines BA and AC . It is sometimes spoken of as "the angle between the lines AB and AC ," or "the angle contained by the lines AB and AC ."



If we keep the line AB fixed in position and rotate the line

AC about the point A in the way indicated by the arrowhead, we enlarge the angle BAC ; that is, we increase the divergence between the lines AB and AC , and so enlarge the angle. If, however, we rotate the line the other way, the divergence becomes less; that is, the angle formed by the lines becomes smaller.

The size of the angle formed by two lines does not depend on the length of the lines, or on anything except the amount of their divergence.

The straight lines AB and AC drawn from A are called the **boundaries** of the angle, and their point of intersection A , the **vertex** of the angle.

It will readily be seen that there are three angles in any triangle, namely, the angle made by the sides AB and AC at A , that made by the sides BA and BC at B , and that made by the sides CA and CB at C . For brevity we shall sometimes speak of these as the angle A , or the angle B , or the angle C , but it must always be borne in mind that we mean the angle at A , or B , or C , made by the two straight lines which meet at that point.

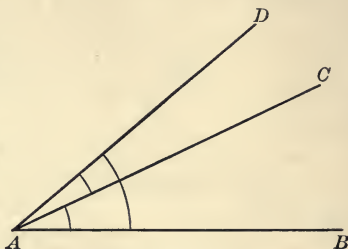
The pupil should carefully observe that in reading an angle the letter at the vertex is always named between the other two letters. The angle BAC and the angle CAB are the same, having the same vertex at A and the same boundaries AB and AC , while the angle ABC is different, having its vertex at B .

12. When two angles are placed so as to have the same point for vertex and one boundary in common without overlapping, the angle formed by the other two boundaries, of which these two angles are parts, is called the **sum** of the two angles.

If, on the other hand, the two angles have the vertex and one boundary in common and do overlap, then the angle formed by the other two boundaries is called the **difference** of the two given angles.

For instance, the angle BAD in the figure is the sum of the angle BAC and the angle CAD , while the angle BAC is the difference of the angle BAD and the angle CAD .

When two angles have a common vertex and one common boundary, without overlapping, they are called **adjacent angles**.



Thus in the figure the angle BAC and the angle CAD are adjacent angles.

13. Suppose that on a straight line AB we choose any point C , and from it draw another straight line CD (Fig. 1). This line makes two adjacent angles with AB , namely, the angle BCD and the angle DCA . If the line be drawn, as ED (Fig. 2), so as to cross AB , then it also makes with AB two adjacent angles on the other side, namely, the angle ECB and the angle ECA .

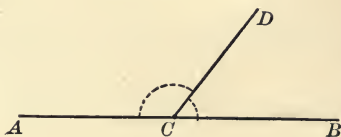


FIG. 1

In Fig. 2 the angles whose boundaries lie in the same straight line, but which have only their vertices in common, for example, the angle ACE and the angle BCD , are called **vertically opposite angles**, or briefly, **vertical angles**.

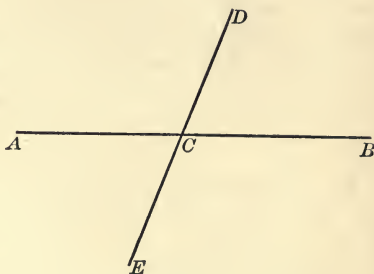


FIG. 2

EXERCISE. In this figure point out and name all pairs of adjacent angles and all pairs of vertically opposite angles. How many pairs of each kind do you find?

TEST OF EQUALITY

14. In Elementary Geometry we assume that figures can be moved about in any manner without altering their size or shape. Upon this assumption we have the following tests of equality :

1. If two line-segments can be so placed that their end-points coincide, they are *equal*; and conversely, if two line-segments are equal, they can be placed so that their end-points will coincide.

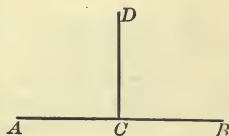
2. If two plane angles can be so placed that their boundaries coincide, they are *equal*; and conversely, if two plane angles are equal, they can be placed so that their boundaries coincide.

3. If two triangles can be so placed that their vertices coincide, and consequently also their sides and angles, they are **identically equal**; and conversely, if two triangles are identically equal, they can be placed so that their vertices, their sides, and their angles will coincide.

In general, two geometrical figures are said to be *identically equal* when, and only when, they can be made to occupy, point for point, and line for line, the same positions.

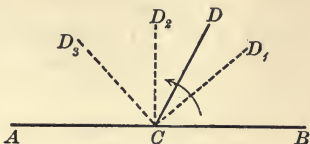
RIGHT ANGLES AND STRAIGHT ANGLES

15. Suppose that from any point C in a straight line AB , a straight line CD is drawn so as to make the adjacent angles BCD and ACD equal, then each of these equal angles is called a **right angle**, and CD is said to be at **right angles** to AB , or **perpendicular** to AB .



DEFINITION. If one straight line meets another so as to make the two adjacent angles equal, each of these angles is called a right angle.

16. Let us take any straight line AB and another straight line CD meeting it at the point C so as to make two adjacent angles ACD and BCD . If now we let the line AB remain fixed in position, and rotate the line CD about the point C so that it takes up successively the positions CD_1 , CD_2 , CD_3 , etc., the effect will be to gradually increase one of the two adjacent angles made by the lines, and to decrease the other.



The sum of the two angles however will remain unaltered, since the boundaries of the sum, viz. CB and CA , are not changed by the rotation of CD .

In some one position, as at CD_2 , each of the adjacent angles is a right angle, and their sum is, therefore, two right angles. Hence in whatever position the line CD is drawn the sum of the two adjacent angles BCD and ACD is always equal to two right angles.

If the line CD should cross AB , the sum of the two angles on the other side of AB would also be equal to two right angles.

That is to say,

The sum of the two angles which one straight line makes with another on one side of it is equal to two right angles; and when two straight lines intersect, the sum of the four angles formed at their point of intersection is equal to four right angles.

17. The pupil should notice carefully the argument which led up to the above conclusion.

(1) The straight line CD makes two adjacent angles with the straight line AB , which vary in size as CD rotates about C .

(2) The sum of these adjacent angles does not vary by the rotation of CD .

(3) For one position of CD , each of the adjacent angles is a right angle, and consequently their sum is equal to two right angles.

(4) Therefore for every position of CD , the sum of the two adjacent angles is equal to two right angles.

Finally, the argument which applies to the two angles on one side of AB would apply equally well to the two angles on the other side, if the line CD were drawn so as to cross AB at C .

18. From Article 16 it follows at once that—*If from a point in a straight line any number of straight lines are drawn in a plane on one side of the line, the sum of all the angles so formed is equal to two right angles; and,*

If any number of straight lines are drawn from a point in a plane, the sum of all the angles so formed is equal to four right angles.

19. When the sum of two angles is equal to two right angles, each of them is called the **supplement** of the other.

If two supplementary angles are not equal, one of them must be less than a right angle, and the other, greater than a right angle.

An angle which is less than a right angle is called an **acute angle**.

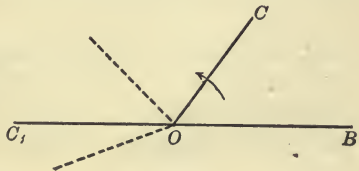
An angle which is greater than a right angle and less than two right angles is called an **obtuse angle**.

An acute angle is always less than its supplement, while an obtuse angle is greater than its supplement.

The supplement of an acute angle is obtuse, and the supplement of an obtuse angle is acute.

What is the supplement of a right angle ?

20. Suppose again we let one boundary OB of an angle BOC remain fixed while we rotate the other boundary OC about the vertex so as to increase the angle. In one position, say the position OC_1 , the two boundaries are in the same straight line.

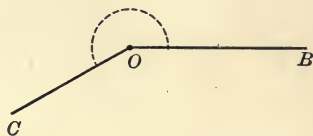
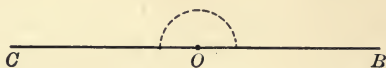


The angle BOC has then become a so-called **straight angle**, and if OC continues to rotate beyond this position the angle becomes **reflex**.

DEFINITIONS. A straight angle is an angle whose boundaries extend from the vertex in opposite ways, and lie in the same straight line.

A reflex angle is an angle which is greater than a straight angle.

A straight angle is equal to the sum of two right angles; in other words, a right angle is half of a straight angle.



21. If we place one straight angle upon another so that their vertices coincide, and so that one boundary of the first shall coincide with one boundary of the second, then the other boundary of the first must also coincide with the other boundary of the second. For the two boundaries of each angle lie in a straight line, and these straight lines have been made to coincide in more than one point. Hence they must coincide throughout. Art. 4.

Therefore *any one straight angle is equal to any other straight angle; or, all straight angles are equal.*

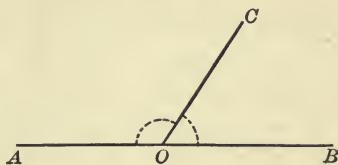
Since a right angle is always half of a straight angle, and all straight angles are equal, therefore *all right angles are equal.*

The sum of any angle and its supplement is a straight angle. Hence, *if two angles are equal their supplements are equal, and two different supplements of the same angle are equal.*

22. Let us now take two supplementary angles AOC and BOC and place them so that they will be adjacent, that is, so that their vertices will coincide and one boundary of one will fall on one boundary of the other, while the angles do not overlap.

The other boundaries AO and OB must then be parts of the same straight line.

For, if we should prolong the straight line AO through the vertex, the angle so formed with CO would be the supplement of AOC . But BOC is the supplement of AOC . Therefore OB must coincide with the extension of AO through the vertex. That is to say,



If two adjacent angles are supplementary, their outer boundaries lie in the same straight line.

ON CLOSED LINES

23. By a **closed line** we mean one that can be followed with a pencil or a pen, starting from any point of it and returning to the same point, without removing the pencil or pen from the paper, and without passing twice over the same portion of the line.




Any figure which can be traced in a similar way, starting at one point and returning to the same point, is called a **closed figure**.



If a closed figure is made up wholly of segments of straight lines, it is called a **closed rectilinear figure**.

Any connected set of line-segments which is not closed may be called a **broken line**.



PROPERTIES OF CLOSED LINES

24. If a point is chosen inside of any closed line, every straight line drawn through it must, if extended far enough, cut the closed line in at least two points.

If one closed line lies partly inside and partly outside of another closed line, these two closed lines must intersect in at least two points.

25. DEFINITION. A circle is a closed line so drawn that all points of it are equally distant from a certain fixed point within it.

This fixed point is called the **centre** of the circle.

A line-segment drawn from the centre to any point of the circle is called a **radius** of the circle, while a line-segment drawn through the centre and terminated both ways by the circle is called a **diameter** of the circle.

A diameter of a circle is twice as long as a radius, or is equal to the sum of two radii.

If a straight line intersects a circle, it must cut it at two points if extended far enough, and when one circle lies partly within and partly without another, they must intersect at two points.

ON THE USE OF INSTRUMENTS

26. In the construction of figures in Elementary Geometry it is customary to limit ourselves to the use of a **straight-edge** or **ruler** and a **pair of compasses**.

With the ruler we are able to draw a straight line between any two points and also to extend or produce, as far as we please, any terminated or finite straight line or line-segment already drawn.

The ruler is supposed to have no scale of measurements marked on it, so that it cannot be used to compare lengths.

The compasses are used for describing circles and for marking off equal lengths.

The pupil will readily see how this instrument can be made use of —

(1) To describe a circle having a given point for centre and its radius equal to a given line-segment.

(2) To mark off on the longer of two given line-segments a part equal to the shorter.

(3) To draw from a given point a line-segment equal to a given line-segment.

POSTULATES

27. In geometry, whenever we assume a fundamental property or the possibility of constructing some simple figure, we say that we *postulate* these things.

A few of these fundamental assumptions or **postulates** have already crept into our discussions along with the definitions and descriptions of simple figures.

EXAMPLES OF POSTULATES

(1) *A straight line can be drawn from any one point to any other point.*

From the defining property of a straight line there is only one such line. Art. 4.

(2) *A terminated straight line, or a line-segment, can be produced to any length in the same straight line.*

(3) *A circle can be described having any given point for centre and its radius of any given length.*

(4) *Geometrical figures can be moved about in space without altering their size or shape.*

Other postulates will be added as we proceed, and these will be collected in tabulated form at the end of the chapter in which they first appear.

AXIOMS

28. A simple statement or proposition which is readily admitted to be true as soon as its meaning is understood, is called an **axiom**. In other words, an axiom is a statement the truth of which does not need to be demonstrated, and, in general, cannot be demonstrated; it is, as we say, *self-evident*.

Many of the axioms to which we shall make reference apply not only to geometrical magnitudes, but to magnitudes of all kinds.

The term 'magnitude' is applied to anything that has size, *i.e.* to anything that can be increased or diminished. For example, a line-segment, an angle, the surface within a closed figure, are magnitudes. A point is not a magnitude, since it has no size.

The following are a few examples of such axioms, but it must not be supposed that this list includes all that could be stated. Other axioms will be announced when there is occasion for their use.

EXAMPLES OF AXIOMS

1. *Magnitudes which are equal to the same magnitude are equal to each other.*

If A equals C , and B equals C , then A equals B .

2. *If equal magnitudes are added to equal magnitudes the sums are equal.*

If A equals B , and C equals D , then the sum of A and C equals the sum of B and D .

3. *If equal magnitudes be taken from equals, the remainders are equal.*

4. *If equal magnitudes be added to unequals, or unequals to equals, the sums are unequal.*

5. *If equal magnitudes be taken from unequals, or unequals from equals, the remainders are unequal.*

6. *Doubles of the same magnitude, or of equal magnitudes, are equal; and doubles of unequals are unequal.*

7. *Halves of the same magnitude, or of equal magnitudes, are equal; and halves of unequals are unequal.*

8. *The whole of anything is greater than a part of the same thing.*

9. *If one magnitude is greater than a second, and the second greater than a third, then the first is greater than the third.*

29. A **theorem** is a statement of fact which is usually not self-evident, but which needs to be demonstrated before its truth becomes apparent.

For example,

(1) If two adjacent angles are supplementary, their outer boundaries lie in the same straight line. Art. 22.

(2) The sum of any two angles of a triangle is less than two right angles.

A **theorem**, the truth of which is self-evident, has already been called an **axiom**.

30. To demonstrate a theorem is to establish its truth by a process of reasoning in which reference is made only to the accepted definitions and axioms, and to the facts contained in previously established theorems.

When the truth of a theorem has once been established, the theorem is used without further question whenever it will be serviceable in the demonstration of other theorems.

31. A **problem** is a task to be accomplished by the use of the ruler and compasses.

For example,

(1) To draw a straight line which will divide a given angle into two equal parts.

(2) To construct a triangle whose sides shall be equal to three given line-segments.

The general term **Proposition** is used to include both theorems and problems.

EXERCISES

1. Using only the ruler and compasses, draw a line-segment which shall be (1) twice as long as a given line-segment, (2) three times as long as a given line-segment.

2. Draw a line-segment equal in length (1) to the sum of two given line-segments, (2) to the difference of two given line-segments.

3. Describe a circle whose radius is (1) equal to a given line-segment, (2) double of a given line-segment.

4. Describe two circles with the same centre such that the radius of one is equal to the diameter of the other.

DEFINITION. Circles having the same centre and unequal radii are called **concentric circles**.

5. Describe two circles so situated that a radius of one is a diameter of the other.

6. Describe two circles so that the same line-segment is a radius of each, but so situated that the circles do not coincide.

7. Express the supplement of (1) half a right angle, (2) two-thirds of a right angle, in terms of a right angle.

8. Draw three straight lines in a plane so that they do not all pass through one point and each intersects the other two. How many points of intersection are there?

9. Choose three points in a plane, not in the same straight line, and join each point to both the others. How many straight lines are there?

10. Draw four straight lines in a plane so that no three pass through the same point and each intersects all the others. How many points of intersection are there?

Name the lines a , b , c , d , and mark the points of intersection with capital letters, A , B , C , etc.

Point out and name the vertices of the triangles whose sides are any three of the four lines. How many such triangles are there?

To how many of these triangles does each line belong?

To how many of the triangles does each vertex belong?

11. Choose four points in a plane so that no three lie in the same straight line, and join each point to all the others. How many lines are thus drawn? Name the points A , B , C , D , and the lines a , b , c , etc.

Point out and name the sides of all the triangles whose vertices are any three of the four points. How many such triangles are there?

To how many of these triangles does each vertex belong?

To how many of these triangles does each line belong?

SUMMARY

1. SIMPLE ELEMENTS.

Points, Lines, Surfaces.

2. PROPERTIES OF THE SIMPLE ELEMENTS.

- (1) *Point* — has no magnitude or extension. § 1.
has position only. § 1.
- (2) *Line* — has extension in one way, viz. length. § 2.
path of a moving point. § 2.
contains an unlimited number of points. § 2.
- (3) *Surface* — has extension in two ways, viz. length and breadth. § 7.
contains an unlimited number of points and lines. § 7.

3. DEFINITIONS.

- (1) *Straight Line* — a line such that only one of the kind can pass through two points. § 4.
- (2) *Plane Surface or Plane* — a surface such that every straight line joining two points of it lies wholly on the surface. § 7.
- (3) *Geometrical Figure* — any combination of points, lines, and surfaces. § 9.
- (4) *Equal Geometrical Figures* — two figures which can be made to occupy identically the same position. § 14.
- (5) *Line-segment* — the portion of a straight line which lies between two fixed points. § 5.
Sum or Difference of Two Line-segments — see § 6.
- (6) *Angle* — the inclination of two straight lines which meet. § 11.
Boundaries of the Angle — the two straight lines forming it.
Vertex of the Angle — their common point.
Sum or Difference of Two Angles — see § 12.
- (7) *Adjacent Angles* — two angles which have a common vertex and one common boundary, without overlapping. § 12.
- (8) *Vertically Opposite Angles or Vertical Angles* — two angles which have a common vertex, the boundaries of each being the extensions of the boundaries of the other. § 13.
- (9) *Right Angle* — an angle formed by one straight line meeting another when the two adjacent angles formed by them are equal. § 15.
Acute Angle, Obtuse Angle, Reflex Angle — see §§ 19 and 20.
- (10) *Supplementary Angles* — two angles whose sum is equal to two right angles. § 19.
- (11) *Straight Angle* — an angle whose boundaries extend in opposite ways from the vertex and lie in the same straight line. § 20.

- (12) *Perpendicular Lines* — lines which form a right angle. § 15.
- (13) *Triangle* — a geometrical figure consisting of three straight lines intersecting, two and two, in three points. § 10.
 Vertices of a Triangle — the points in which the three lines intersect. § 10.
 Sides of a Triangle — the three lines, the line-segments between the vertices. § 10.
 Angles of a Triangle — the angles formed by the sides, two and two. § 11.
- (14) *Circle* — a closed line so drawn that all points of it are equally distant from a certain fixed point within it. § 25.
 Centre of the Circle — the point from which all of its points are equally distant. § 25.
 Radius of a Circle — a line-segment drawn from the centre to any point of the circle. § 25.
 Diameter of a Circle — a line-segment drawn through the centre and terminated both ways by the circle. § 25.
- (15) *Concentric Circles* — those having the same centre and unequal radii. Ex. 4, p. 18.
- (16) *Postulate* — a fundamental geometrical property, or construction, which is assumed. § 27.
- (17) *Axiom* — a statement the truth of which is admitted as soon as its meaning is understood. § 28.
- (18) *Theorem* — a statement of fact which is usually not self-evident, but which needs to be demonstrated before its truth becomes apparent. § 29.
- (19) *Problem* — a task to be accomplished by the use of the ruler and compasses. § 31.

4. POSTULATES.

See § 27 for Postulates 1-4.

5. AXIOMS.

See § 28 for Axioms 1-9.

6. THEOREMS.

- (1) The sum of the two angles which one straight line makes with another on one side of it is equal to two right angles; and when two straight lines intersect, the sum of the four angles formed at their point of intersection is equal to four right angles. § 16.

- (2) If from a point in a straight line any number of straight lines are drawn in a plane on one side of the line, the sum of all the angles so formed is equal to two right angles. § 18.
- (3) If from a point any number of straight lines are drawn in a plane, the sum of all the angles so formed is equal to four right angles. § 18.
- (4) All straight angles are equal. § 21.
- (5) All right angles are equal. § 21.
- (6) If two angles are equal, their supplements are equal, and two different supplements of the same angle are equal. § 21.
- (7) If two adjacent angles are supplementary, their outer boundaries lie in the same straight line. § 22.

7. ON THE USE OF INSTRUMENTS.

See § 26.

CHAPTER I

TRIANGLES AND PARALLELOGRAMS



SECTION I

GENERAL PROPERTIES OF TRIANGLES

32. After laying so much of a foundation we are ready to proceed with the task of building up the main body of geometrical knowledge, and it must be constantly borne in mind that this subject is a continuous development. We shall meet new truths at every turn, and every new truth will aid us in the establishment of still other new truths.

We shall first present a few easy problems connected with the construction of triangles.

DEFINITIONS

33. A triangle whose three sides are unequal in length is called a **scalene triangle**.

A triangle which has two equal sides is called an **isosceles triangle**.

A triangle whose three sides are all equal is called an **equilateral triangle**.

Is an equilateral triangle also isosceles ?

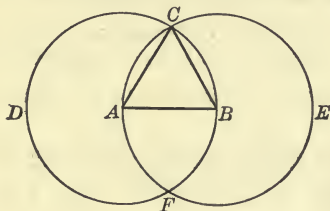
Is an isosceles triangle ever equilateral ?

PROPOSITION I

34. *It is required to construct an equilateral triangle of which a given line-segment is one side.*

First, recall what an equilateral triangle is. If one side is given in length, how long are the other two sides?

Now state the proposition in specific terms, thus :



Let AB (see the diagram) be the given line-segment.

It is required to construct an equilateral triangle, of which AB is one side.

Next proceed with the construction.

With centre A , and radius AB , describe a circle.

With centre B , and radius BA , describe a circle.

These circles will intersect in two points. Why? (See Art. 25.)

Let C be one of their points of intersection.

Join AC and BC .

NOTE. When we say 'Join AC ,' we mean draw a straight line from the point A to the point C .

The triangle ACB so constructed has the line-segment AB for one side; but it remains to show that this triangle is equilateral.

Proof. Because A is the centre of the first circle, and the line-segments AB and AC are radii, therefore AC equals AB .

Because B is the centre of the other circle, and the line-segments BA and BC are radii, therefore BC equals BA .

That is, AC and BC are each equal to AB .

Hence AC equals BC .

(Axiom 1)

Therefore AB , AC , BC are all equal, and the triangle ABC is equilateral.

EXERCISES

1. Is this proposition a problem or a theorem ?
2. If F is the other point of intersection of the two circles, and we join AF and BF , prove that AFB is also an equilateral triangle.
3. Join CF . Show that the triangles ACF and BCF are each isosceles.

35. The student should carefully note the order of arrangement in the preceding proposition. The same order, written out in less detail, perhaps, will be followed in all the propositions. We have

1. The **general enunciation** of the proposition ; that is, the statement of the proposition in general terms, and the student, after reading the enunciation, should proceed no further until he thoroughly understands just what he is expected to do.

2. A re-statement of the proposition applied to a particular figure, or what is sometimes called the **particular enunciation**.

3. Making the necessary **construction**.

4. **Proof** that the thing constructed is what was required. In the case of a theorem the proof goes to show that the statement made in the enunciation is true.

36. In naming a circle we usually mention three points on it, these being sufficient to distinguish it from every other circle.

Thus, in the diagram of this proposition, the circle whose centre is A would be called the circle BCD , and the circle whose centre is B would be called the circle ACE .

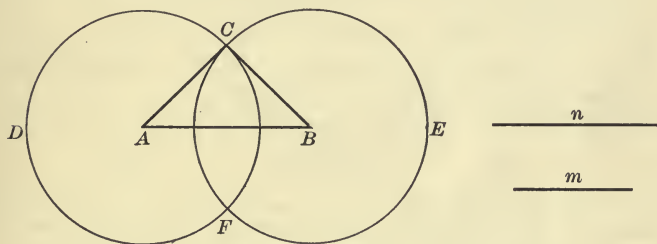
EXERCISE. Would naming its centre and one point on it be sufficient to distinguish a circle from all other circles ?

PROPOSITION II

[General Enunciation]

37. *To construct a triangle two of whose sides shall be each equal to one given line-segment, and the third side equal to another given line-segment.*

What sort of a triangle will this be ?



[Particular Enunciation]

Let m and n be the given line-segments.

It is **required** to construct a triangle, of which two sides are each equal to m and the third side equal to n .

[Construction]

Draw anywhere in the plane a line-segment AB equal to n .
 With centre A , and radius equal to m , describe a circle CDF .
 With centre B , and radius also equal to m , describe a circle CEF .

Suppose these two circles intersect at C .

Do these circles necessarily intersect? If so, at how many points ?

Join CA and CB .

Then CAB is the triangle required.

[Proof]

Let the pupil make a diagram for himself and letter it as in the construction.

In the triangle CAB , the side AC is a radius of the circle CDF , hence AC equals m .

All radii of a circle are equal by definition. (See Art. 25.)

The side BC is a radius of the circle CEF , hence BC equals m . Explain why.

The side AB was constructed equal to n .

Hence the triangle CAB fulfils the given conditions, having two sides equal to m , and one side equal to n .

EXERCISES

1. Do the two circles in the above construction necessarily intersect? Suppose the line n were more than twice as long as m , what then? Can a triangle be formed with sides 6 feet, 6 feet, and 13 feet in length?

2. If the line-segments m and n are equal, what sort of triangle does CAB become?

3. Construct a triangle two of whose sides shall be each equal to the longer line-segment n , and the third side equal to the shorter line-segment m .

4. If AF , BF , and CF are joined, show that ACF and BCF are each isosceles triangles.

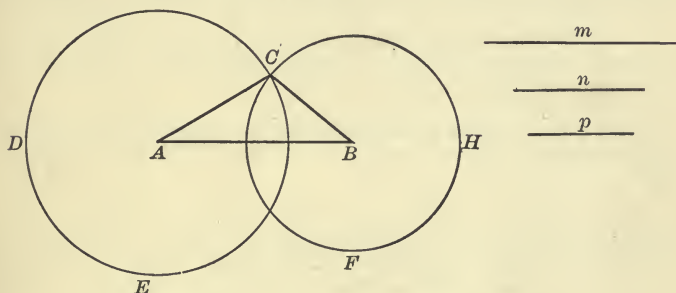
5. Show how to find a point equidistant from two given points, making use only of the compasses.

38. For convenience, one side of a triangle is sometimes called the **base** of the triangle, and the other two, the **sides**. The base may be any side whatever; the opposite angle is then called the **vertical angle**, and the vertex of that angle, the **vertex** of the triangle. The two angles adjacent to the base are called the **base angles**.

In an isosceles triangle it is usually the *unequal* side which is called the base.

PROPOSITION III

39. To construct a triangle having its sides respectively equal to three given line-segments.



Let m , n , p , be the three given line-segments.

It is required to construct a triangle whose sides are respectively equal to m , n , and p .

Construction. Draw a line-segment AB anywhere in the plane equal, say, to m , the longest of the three given line-segments.

With centre A , and radius equal to n , describe a circle CDE .

With centre B , and radius equal to p , describe a circle CHF .

Suppose these two circles intersect at C .

Join CA and CB .

The triangle CAB is the triangle required.

Proof. In the triangle CAB , the side CA equals the given line-segment n [why?]; the side CB equals the given line-segment p [why?]; and the side AB was chosen equal to the given line-segment m .

Hence the triangle CAB fulfils the given conditions.

EXERCISES

1. Under what conditions would the circle CDE pass through the point B , or the circle CHF through the point A ?

2. Under what conditions would the two circles CDE and CHF not intersect? Could the required triangle be constructed in that case?

3. If the line m is greater than the sum of n and p , see what the diagram would look like if, instead of choosing the first line equal to m , you should choose it equal to n or p .

4. Can you infer from this solution that one side of a triangle cannot be greater than the sum of the other two sides? Keep this in mind for future consideration.

40. If two triangles are identically equal, either of them can be made to occupy the position of the other (Art. 14); or, in other words, the one can be placed on the other so that their vertices will coincide and their sides coincide. In this case the three sides of either triangle must be equal, respectively, to the three sides of the other, and the three angles of either, equal respectively to the three angles of the other, and the two triangles are said to be equal in all respects.

But the question arises immediately, If two triangles are equal in *some* respects, is not this sufficient to make them equal in other respects, or perhaps in *all* respects?

In other words, if two triangles can be made to coincide in some of their parts, will they not necessarily coincide in all their parts?

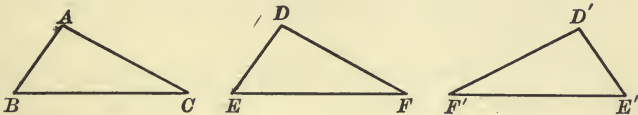
We speak of the three sides and the three angles of a triangle as the **parts** of the triangle.

The next two or three propositions will relate to questions of this kind.

The method of testing the equality of two geometrical figures by placing the one on the other is known as the **method of superposition**.

PROPOSITION IV

41. *If two triangles have two sides and the included angle of the one equal, respectively, to two sides and the included angle of the other, the triangles are identically equal.*



Let ABC and DEF be the two given triangles in which the side AB equals the side DE , the side AC equals the side DF , and the angle BAC equals the angle EDF .

It is required to prove that the third side BC equals the third side EF , that the angle ABC equals the angle DEF , and that the angle ACB equals the angle DFE .

Proof. Place the triangle DEF upon the triangle ABC so that the vertex D shall coincide with the vertex A , and the side DE shall fall on its equal side AB .

Then because DE equals AB , E must coincide with B . Since the angle EDF equals the angle BAC , and DE coincides with AB , DF will fall on AC .

It may be necessary to turn the triangle over in order to make DF fall on AC , as would be the case with the triangle $D'E'F'$, but this is allowable. (See Postulate 4.)

And because DF equals AC , F must coincide with C .

Call to mind at this point what three parts of one triangle were given equal to three parts of the other.

Now, two points E and F of the straight line EF have been made to coincide, respectively, with two points B and C of the straight line BC .

Hence these two straight lines must coincide throughout.

If two straight lines coincide in two points, they coincide at every point. (Art. 4.)

And the line-segment EF must equal the line-segment BC .

Therefore, since the two triangles ABC and DEF have been made to coincide in all their vertices and all their sides, their angles must be equal, respectively, and the two triangles must be identically equal.

Notice particularly that in these two triangles the angles which are equal are opposite sides which are equal.

Such angles or sides are said to be **similarly situated** in the two triangles. They are sometimes called **corresponding** angles or sides; or **homologous** angles or sides.

42. In a theorem there are always two distinct parts. It reads:

If certain things are true, *then* certain other things are true. The first part, the *if* part, is called the **hypothesis**. The second part, the *then* part, is called the **conclusion**.

The theorem of Proposition IV may be divided into hypothesis and conclusion, thus:

Hypothesis. *If* two triangles have two sides and the included angle of the one equal, respectively, to two sides and the included angle of the other,

Conclusion. *Then* the triangles are identically equal.

Separate the next proposition into hypothesis and conclusion.

EXERCISES

In the two triangles ABC and DEF ,

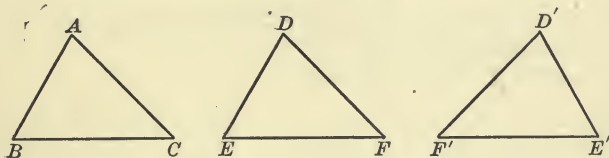
1. If AB equals DE , and AC equals DF , but the angle BAC is greater than the angle EDF , where would DF fall when the triangle DEF is placed upon the triangle ABC as in this proposition?

2. If the angles were equal, but AC greater than DF , where would F fall?

3. Is Proposition IV a problem or a theorem?

PROPOSITION V

43. *If two triangles have a side and the two adjacent angles of the one equal, respectively, to a side and the two adjacent angles of the other, the triangles are identically equal.**



This proposition, like the last one, is proved by superposition.

Let ABC and DEF (or $D'E'F'$) be two given triangles in which the side EF is equal to the side BC , and the angles at E and F are respectively equal to the angles at B and C .

It is required to prove that the two triangles are identically equal.

Proof. Place the triangle DEF upon the triangle ABC so that the side EF shall coincide with its equal side BC , the point E coinciding with B , and F with C , and so that the vertices D and A lie on the same side of BC .

Then, since the angle FED equals the angle CBA , the side ED must fall on BA , and the point D will coincide with some point of the line BA .

Why do we not know at this stage that D coincides with A ?

Also, since the angle EFD equals the angle BCA , the side FD must fall on the side CA , and the point D will coincide with some point of the line CA .

* It should be observed that by 'the two adjacent angles' we mean the two angles adjacent to this side, or of which this side is a common boundary. Do not confuse this with 'adjacent angles' defined on p. 8.

Since D coincides both with some point of BA and with some point of CA , it must coincide with their point of intersection, namely, with A .

Therefore, since the two triangles have been made to coincide in all their vertices and all their sides, they are identically equal.

44. It will be interesting to notice the relation between the last two propositions.

Proposition IV may be stated :

HYPOTHESIS. If two triangles have two sides and the included angle of the one equal, respectively, to two sides and the included angle of the other,

CONCLUSION. Then the base and the two adjacent angles of the one are equal, respectively, to the base and the two adjacent angles of the other.

Proposition V may be stated:

HYPOTHESIS. If two triangles have the base and the two adjacent angles of the one equal, respectively, to the base and the two adjacent angles of the other,

CONCLUSION. Then the two sides and the included angle of the one are equal, respectively, to the two sides and the included angle of the other.

Stated in this way, the hypothesis in Proposition IV becomes the conclusion in Proposition V, and the conclusion in Proposition IV, the hypothesis in Proposition V.

Two theorems so related are said to be **converse**.

DEFINITION. Two theorems are converse when the hypothesis of each is the conclusion of the other.

NOTATION.

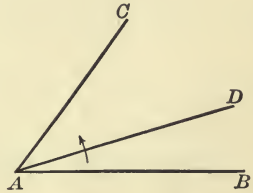
45. Hereafter, whenever it is desirable, we shall make use of certain symbols to abbreviate our forms of statement. For instance, instead of writing in full 'the angle ABC ,' we shall write $\angle ABC$; instead of 'the angle at B ,' we shall write $\angle B$; instead of 'the triangle HKL ,' we shall write $\triangle HKL$; and instead of 'is equal to,' or 'equals,' we shall sometimes use the

algebraic symbol =. But care should be taken in every case to read the symbol as though the statement were written out in full.

ON BISECTORS

46. If through the vertex of an angle BAC , we draw any straight line AD , it divides the angle into two parts, BAD and DAC . These two parts may be equal, or they may be unequal. If they are equal, the line AD is said to **bisect** the angle BAC .

If the angles BAD and DAC are unequal, suppose that BAD is smaller than DAC , and rotate AD in the way indicated by the arrowhead.



This will *continuously* increase the one angle and *continuously* decrease the other, while it leaves their sum unaltered.

It is clear that there must be some position of AD for which the angles BAD and DAC are equal; and that if AD is moved ever so little from that position, one of these angles will be increased while the other is diminished, so that they will become unequal.

Hence,

Through the vertex of any angle there can be drawn one, and only one, straight line which bisects the angle.

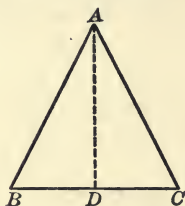
If the angle bisected is a straight angle (see Art. 20), the **bisector** is perpendicular to the straight line which bounds the angle. From this it follows immediately that

At any point in a straight line there can be drawn one, and only one, perpendicular to the line.

47. Just as we are able to show that there is one, and only one, 'bisector' of an angle, so we might show that there is one, and only one, 'point of bisection' or 'mid-point' of a line-segment.

PROPOSITION VI

48. *If two sides of a triangle are equal, the angles opposite those sides are also equal.*



Let ABC be an isosceles triangle, BA and CA being the equal sides.

It is required to prove that the angle at C , opposite the side BA , equals the angle at B , opposite the side CA .

Proof. Suppose that the line AD is the bisector of $\angle BAC$, and that it meets BC at D . It thus divides $\triangle BAC$ into two triangles; namely, $\triangle BAD$ and $\triangle CAD$.

In these two triangles, the sides BA and AD are equal, respectively, to the sides CA and AD , and the included angle BAD equals the included angle CAD .

Hence $\triangle s$ BAD and CAD are equal in all respects.

(Prop. IV.)

Therefore $\angle B$ equals $\angle C$, these being corresponding angles, *i.e.* opposite equal sides, in the two triangles.

49. The proof of this proposition contains the proof of the following theorem:

The straight line which bisects the vertical angle of an isosceles triangle also bisects the base, and is perpendicular to the base.

For since $\triangle s$ BAD and CAD are identically equal, $BD = CD$ and $\angle BDA = \angle CDA$. Therefore BC is bisected at the point D , and AD is perpendicular to BC .

50. DEFINITION. A theorem, the truth of which is easily deduced from another, or the proof of which is easily obtained from the proof of another, is said to be a **corollary** of that other.

The following is a second corollary to Proposition VI:

COROLLARY. *An equilateral triangle is also equiangular.*

The pupil should show that if the three sides of a triangle are equal, the three angles are equal.

While the proof of a corollary is easily deduced from that of the main proposition, it should never be neglected, but should in most cases be carefully written out by the pupil.

EXERCISES

1. If two isosceles triangles, ABC and DBC , are on the same base, BC , but on opposite sides of it, prove (1) that the angle ABD is equal to the angle ACD , (2) that if AD be drawn $\triangle ABD$ is identically equal to $\triangle ACD$, (3) that AD bisects the vertical angle of each triangle, (4) that AD bisects the common base of the triangles, (5) that AD makes right angles with the base.

2. Prove the same things when the two triangles lie on the same side of the base.

3. If the vertex of an isosceles triangle is joined to the mid-point of the base, prove that the line so drawn bisects the vertical angle of the triangle, and also that it is perpendicular to the base.

4. On a given line-segment construct two different isosceles triangles, and make use of these to find the mid-point of the given line-segment.

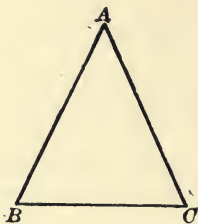
5. Prove that the triangle whose vertices are the mid-points of the sides of an equilateral triangle is equilateral. (Apply Prop. IV.)

6. Prove that the triangle whose vertices are the mid-points of the sides of an isosceles triangle is isosceles. (Apply Prop. IV.)

7. If on the sides AB , BC , CA , of an equilateral triangle ABC , equal lengths AP , BQ , CR , are taken, prove that the triangle PQR is also equilateral.

PROPOSITION VII

51. *If two angles of a triangle are equal, the sides opposite those angles are also equal.*



Let ABC be a triangle in which the angle ABC equals the angle ACB .

It is required to prove that the side CA is equal to the side BA .

Proof. Mark the positions of the vertices and sides of the triangle, and then suppose the triangle to be turned over and put down so that the vertex B takes the former position of the vertex C , and the vertex C the former position of the vertex B .

The side BC will thus occupy its former position, but will be turned end for end.

Since $\angle B$ equals $\angle C$, the side BA , when the triangle is turned over, will fall upon the former position of the side CA , and the side CA will fall upon the former position of the side BA .

Therefore the point A will occupy its former position, and the side BA will coincide with the former position of the side CA .

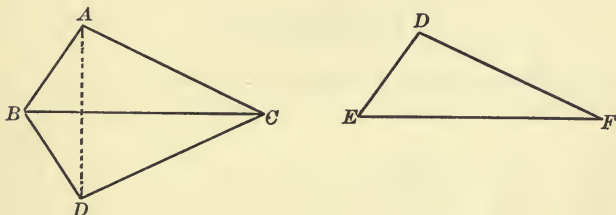
Therefore the side BA equals the side CA .

52. COROLLARY. *An equiangular triangle is also equilateral.*

The pupil should prove that if the three angles of a triangle are equal, the three sides must be equal.

PROPOSITION VIII

53. *If two triangles have the three sides of the one equal, respectively, to the three sides of the other, the two triangles are identically equal.*



Let ABC and DEF be two triangles having the side AB equal to the side DE , BC equal to EF , and CA equal to FD .

It is required to prove that the two triangles are identically equal.

Proof. Place the triangle DEF so that the side EF will coincide with its equal side BC , the point E with B , and the point F with C , and so that the vertex D will fall on the opposite side of BC from the vertex A .

Join AD .

Then in $\triangle ABD$, $\angle BAD = \angle BDA$, (Prop. VI.)

and in $\triangle ACD$, $\angle CAD = \angle CDA$. Why?

Therefore $\angle BAC = \angle BDC$. (Axiom 2.)

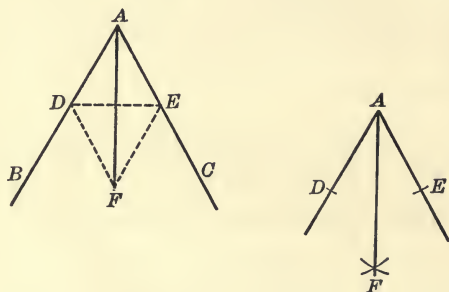
But $\angle BDC$ is $\angle EDF$, which is therefore equal to $\angle BAC$. Hence in $\triangle s$ BAC and EDF , two sides and the included angle of one are equal, respectively, to two sides and the included angle of the other. Name them.

Therefore the two triangles are identically equal. (Prop. IV.)

In Article 46 we showed that for every angle there is one and only one bisector, and also stated in Art. 47 that for every line-segment there is one and only one mid-point, or bisecting point. In the next two propositions, we shall give simple methods for finding these bisectors with the ruler and compasses.

PROPOSITION IX

54. *To bisect a given angle.*



Let BAC be a given angle.

It is required to draw the straight line which will bisect it.

Construction. From AB and AC cut off any equal segments AD and AE . [Use compasses.]

Join DE .

Upon DE as base construct any isosceles triangle having its vertex F on the opposite side of DE from A . (Prop. II.)

Join AF .

Then AF is the required line.

Proof. Compare $\Delta s ADF$ and AEF side for side.

These triangles are equal in all respects. Where proved?

Therefore $\angle DAF$ equals $\angle EAF$. That is $\angle BAC$ is bisected by AF .

55. It should be noticed that in order to draw the bisector AF , it is not necessary to draw the straight lines DE , DF , and EF . The points D , E , and F can be located with the compasses, and then the line AF drawn, and in actual practice this is all that should be done. The other lines, however, are necessary for the proof.

EXERCISES

1. If ABC is an isosceles triangle, and the equal angles ABC and ACB are bisected by the lines BD and CD which meet at D , prove that DBC is also an isosceles triangle.

2. ABC is an isosceles triangle having AB equal to AC . In AB and AC two points D and E are taken equally distant from A ; prove that the line-segments BE and CD are equal. (Prop. IV.)

3. If two line-segments bisect each other at right angles, prove that any point in one of them is equidistant from the extremities of the other.

4. BAC is a triangle having the angle B double of the angle A ; if BD bisects the angle B and meets AC at D , prove that BD equals AD .

5. ACB and ADB are two triangles on the same side of AB , such that AC is equal to BD , and AD is equal to BC , AC and BD intersecting at O . Show that the triangle AOB is isosceles.

6. Divide a given angle into four equal parts.

7. If in a triangle DEF the angles D and E are bisected by straight lines meeting at H , and DH equals EH , prove that DF equals EF .

8. Prove that the bisectors of the angles of an equilateral triangle meet in one point. Is the same thing true of an isosceles triangle?

SUGGESTION. Draw the bisectors of two equal angles and let them meet at O . Join O to the third vertex, and show that the line so drawn bisects the third angle.

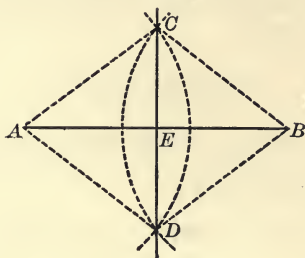
9. Apply the construction of Proposition IX to bisect a straight angle, *i.e.* to draw a perpendicular to a given straight line at a given point.

10. If D and E are the mid-points of the equal sides AC and AB of an isosceles triangle ABC , prove that BD equals CE .

11. Let D be any point on the bisector of an angle BAC ; prove that if AB equals AC , the angle ADB equals the angle ADC .

PROPOSITION X

56. To bisect a given line-segment.



Let AB be a given line-segment, which it is required to bisect.

Construction. With centre A and any convenient radius describe a circle.

With centre B , and an equal radius, describe another circle.

Let these circles intersect at points C and D .

NOTE. The radius must be chosen long enough to make the two circles intersect.

Draw the straight line CD , meeting AB at E .

Then E is the mid-point of the line-segment AB .

Proof. Join CA and CB , also DA and DB .

Since these line-segments are all equal, Δs ACD and BCD are identically equal. (Prop. VIII.)

Therefore $\angle ACD = \angle BCD$.

In the triangles ACE and BCE , two sides and the included angle in one are equal to two sides and the included angle in the other.

Therefore these triangles are identically equal. (Prop. IV.)

And the line-segment AB is bisected at the point E .

Since CD not only bisects AB at E , but is also perpendicular to AB , it may be called the **perpendicular bisector** of AB .

57. COROLLARY. *Two points each equidistant from the extremities of a given line-segment determine the perpendicular bisector of the segment.*

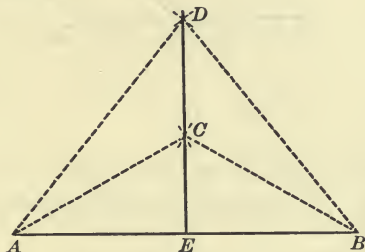


FIG. 1.

The figure of the proposition illustrates one case of the theorem stated in the corollary. Another case arises when C is equidistant from A and B , and also D equidistant from A and B , as in Fig. 1.

SUGGESTION. It is here required to prove that DC bisects AB at right angles. From $\triangle s ADC$ and BDC prove $\angle ADC = \angle BDC$.

(Prop. VIII.)

From $\triangle s ADE$ and BDE prove $AE = BE$ and $\angle AED = \angle BED$.

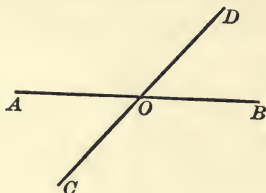
(Prop. IV.)

EXERCISES

1. What lines of the figure of Proposition X were necessary to find the point E , and what lines had to be added for the proof?
2. In the figure of Proposition X show that CD is also bisected at right angles by AB .
3. If two circles intersect, the straight line joining their centres bisects at right angles the line-segment joining their points of intersection.
4. Find a line-segment equal to (1) half the sum of two given line-segments, (2) half the difference of two given line-segments.
5. Find a line-segment half as long again as a given line-segment.
6. Prove that every point on the perpendicular bisector of a line-segment is equidistant from the extremities of the line-segment.

PROPOSITION XI

58. *If two straight lines intersect, the vertical angles are equal.*



Let the straight lines AB and CD intersect at O .

It is required to prove that the vertical angles AOC and BOD are equal.

Proof. $\angle s$ AOC and AOD are together equal to two right angles. (Art. 16.)

Hence $\angle AOC$ is the supplement of $\angle AOD$.

The $\angle s$ BOD and AOD are together equal to two right angles.

Why?

Hence $\angle BOD$ is the supplement of $\angle AOD$.

Therefore $\angle AOC$ and $\angle BOD$, being supplements of the same angle, are equal. (Art. 21.)

Similarly it may be shown that the vertical angles AOD and BOC are equal.

EXERCISES

1. The straight line which bisects one of two vertical angles bisects also the other.

2. The straight lines which bisect two adjacent supplementary angles are at right angles to each other.

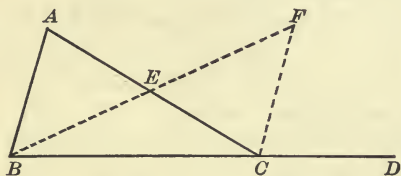
3. If one straight line is perpendicular to a second, the second is perpendicular to the first.

In connection with this example you will need carefully to recall the definition of a *perpendicular* given in Art. 15.

4. If one of the four angles made by two intersecting straight lines is a right angle, the other three are also right angles.

PROPOSITION XII

59. *If any side of a triangle is produced, the exterior angle so formed is greater than either of the two interior non-adjacent angles.*



Let the triangle ABC have the side BC produced to D .

It is required to prove that the angle ACD is greater than either the angle at A or the angle at B .

Proof. Bisect the side AC at E , join BE , and produce to F , making EF equal to BE . Join FC .

$\triangle EFC$ is identically equal to $\triangle EBA$. Why?

Apply Propositions XI and IV.

Therefore $\angle ECF$ equals its corresponding $\angle EAB$.

But $\angle ACD$ is greater than $\angle ECF$. Therefore $\angle ACD$ is greater than $\angle CAB$, or $\angle A$.

To prove $\angle ACD$ greater than $\angle B$, it is only necessary to produce the side AC , thus forming a vertical angle equal to $\angle ACD$, then proceed just as before, bisecting the side BC instead of the side AC .

EXERCISES

1. Show that $\angle A$ is less than $\angle AEF$, and that $\angle F$ is less than $\angle BEC$.

2. Draw three figures to show that an exterior angle of a triangle may be greater than, equal to, or less than the interior adjacent angle.

PROPOSITION XIII

60. *Any two angles of a triangle are together less than two right angles.*

SUGGESTIONS FOR PROOF. Produce one side of the triangle and so form an exterior angle.

This exterior angle is greater than either of the interior non-adjacent angles. (Prop. XII.)

The sum of the interior adjacent angle and this exterior angle is equal to two right angles. (Art. 16.)

Therefore the sum of the interior adjacent angle and either of the other interior angles is less than two right angles.

By producing a different side of the triangle the angles can be taken in pairs in other ways, and the theorem can thus be proved for all possible pairs.

The pupil should make his own diagram and write out the proof in full, naming the angles used.

61. COROLLARY I. *If a triangle has one right angle or one obtuse angle, the other two angles must be acute.*

DEFINITION. A triangle which has a right angle is called a **right triangle**.

The side opposite the right angle is called the **hypotenuse**.

62. COROLLARY II. *From a point outside a given straight line, not more than one perpendicular to the line can be drawn.*

EXERCISES

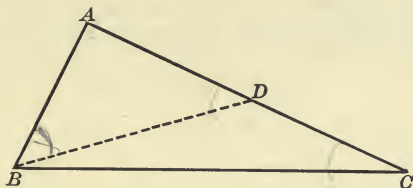
1. Show by joining the vertex A of a triangle ABC with any point of the opposite side between B and C that the angles at B and C are together less than two right angles.

2. If any side of a triangle is produced both ways, the two exterior angles so formed are together greater than two right angles.

3. The angles at the base of an isosceles triangle are both acute.

PROPOSITION XIV

63. *If two sides of a triangle are unequal, the angle opposite the greater side is greater than the angle opposite the less.*



Let ABC be a triangle in which the side AC is greater than the side AB .

It is required to prove that the angle B is greater than the angle C .

Proof. From AC cut off a part AD equal to AB . Join BD . The line BD necessarily falls within $\angle ABC$.

In $\triangle ABD$, $\angle ABD$ equals $\angle ADB$. Why?

But $\angle ADB$ is greater than $\angle ACB$. Why?

Therefore $\angle ABD$ is greater than $\angle ACB$.

But $\angle ABC$ is greater than $\angle ABD$. (Axiom 8.)

Therefore $\angle ABC$ is greater than $\angle ACB$. (Axiom 9.)

EXERCISES

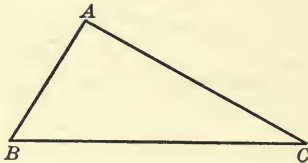
1. The angles in a scalene triangle are all unequal.
2. If one side of a triangle is less than another, the angle opposite it must be acute.
3. Prove the proposition by producing AB to D , making AD equal to AC and joining DC .
4. If straight lines are drawn from any point within a triangle to two of the vertices of the triangle, the angle contained by these lines is greater than the angle at the third vertex.

SUGGESTION. Draw a line from the third vertex through the chosen point. Then compare angles. Find also a second proof.

64. AXIOM 10. *Two magnitudes A and B of the same kind are either equal, or A is greater than B , or A is less than B .*

PROPOSITION XV

65. *If two angles of a triangle are unequal, the side opposite the greater angle is greater than the side opposite the less.*



Let ABC be a triangle in which the angle B is greater than the angle C .

It is required to prove that the side AC is greater than the side AB .

Proof. If the side AC is not greater than AB , it must be equal to AB , or less than AB . (Axiom 10.) ✓

If AC were equal to AB , how would \angle s B and C compare? Give reference.

If AC were less than AB , how would \angle s B and C compare? Give reference.

Conclusion.

66. COROLLARY I. *In a right triangle the hypotenuse is the greatest side.*

67. COROLLARY II. *Not more than two equal straight lines can be drawn from a given point to a given straight line.*

Suppose a third line AD , equal to the first two, AB and AC , can be drawn. Then $\angle ABC = \angle ACB$, $\angle ABD = \angle ADB$, and $\angle ACD = \angle ADC$. (Prop. VI.) But this is impossible by Proposition XII.

68. The theorems of Propositions XIV and XV are converse, as are also those of Propositions VI and VII.

Proposition VIII may be stated :

If two triangles have the three sides of the one equal, respectively, to the three sides of the other, then the three angles of the one are equal, respectively, to the three angles of the other.

State the converse. Is the converse true? Can a theorem be true and its converse be false?

69. Special attention should be paid to the method of proof in Proposition XV. It is a method very frequently used when we wish to prove the converse of a theorem whose truth has already been established.

In the theorem of this proposition the statement to be proved is that one side p of a triangle is greater than another side q , upon the hypothesis that the opposite angle P is greater than the opposite angle Q , and we proceed as follows :

1. Suppose that the statement is not true. The only other possibilities are: First, p is equal to q , or second, p is less than q .

2. Show by reference to a previous theorem (Prop. VI.) that if p is equal to q , then the hypothesis cannot be true.

3. Show also by reference to a previous theorem (Prop. XIV.) that if p is less than q , then again the hypothesis cannot be true.

4. Conclude that since with the given hypothesis neither of the other possibilities can be true, the statement of the theorem must be true.

Care must be taken in such a proof that all possible cases have been examined before drawing a conclusion.

Such a proof is called an **indirect proof**.

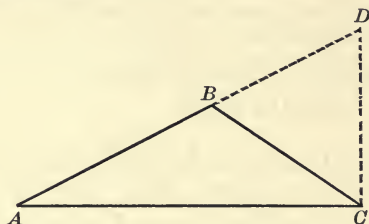
EXERCISES

1. Prove that if D be any point in the base BC of an isosceles triangle ABC , between B and C , AD is less than AB ; but if D lie on the base produced either way, then AD is greater than AB .

2. ABC is a triangle in which OB and OC bisect the angles B and C , respectively; show that if AB is greater than AC , then OB is greater than OC .

PROPOSITION XVI

70. *Any two sides of a triangle are together greater than the third side.*



Let ABC be any triangle.

It is required to prove that any two sides AB and BC are together greater than the third side AC .

Proof. Produce the side AB to D , making BD equal to BC . Join DC .

Then AD is the sum of AB and BC , and it is required to prove that AD is greater than AC .

$\angle BCD$ equals $\angle BDC$. Why?

Therefore $\angle ACD$ is greater than $\angle BDC$, or $\angle ADC$.

Therefore in $\triangle ADC$, the side AD is greater than the side AC . Give reference.

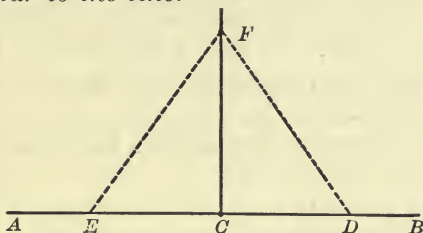
Hence in $\triangle ABC$, the sides AB and BC are together greater than the side AC .

EXERCISES

1. Prove this theorem by bisecting one angle and producing the bisector to meet the opposite side.
2. Could a triangle be formed whose sides are 7, 11, and 19 feet, respectively? What is the limitation on the construction in Proposition III.
3. Prove that the difference between any two sides of a triangle is less than the third side.
4. A side of an isosceles triangle is always greater than half the base.

PROPOSITION XVII

71. *From a given point in a straight line to draw a perpendicular to the line.*



Let AB be the given straight line and C the given point in it.

It is required to draw from C a straight line which is perpendicular to AB .

Construction. From C , on opposite sides, mark off any equal segments CD and CE .

Upon the line-segment ED as base, construct any isosceles triangle whose vertex is F . Draw the straight line CF .

Then CF is perpendicular to AB .

Proof. Compare Δ s FCE and FCD , making use of Proposition VIII. The triangles are identically equal.

Hence $\angle FCE$ equals $\angle FCD$ and each of them is a right angle.

Therefore CF is the required line.

Compare the proof of this proposition with Ex. 9, p. 39.

For a proof that not more than one perpendicular can be drawn from any point, see Article 6

EXERCISES

1. Repeat the above construction, using the compasses and ruler, drawing only such arcs and lines as are necessary.

2. In the figure above, show that any point in the straight line CF , produced ever so far either way, is equidistant from D and E , while a point of the plane, not on CF , is not equidistant from D and E .

ON LOCI

72. If you should be given the problem to find a point in a plane equidistant from two given points in that plane, you would at once recognize that there are many points which will satisfy this condition. In fact, every point of a particular straight line fulfils the condition, while no point off that line does so. (Ex. 2, p. 49.)

This particular straight line is called the **locus** of the points fulfilling the given conditions.

The locus of points in a plane which are at a given distance from a given point is a circle of which the given point is the centre, and the given distance equal to a radius, since all points of the circle are at the given distance from the given point, and there is no other point of the plane which is at that distance from the given point.

73. DEFINITION. If every point of a line or group of lines satisfies given conditions, while no other point satisfies those conditions, that line or group of lines is called the locus of the points satisfying the given conditions.

If any moving point continues to satisfy the given conditions, it is evident that it must follow the locus.

74. The properties of loci can be utilized for the solution of many problems in geometry, for example the problem,—to find a point which is equidistant from three given points A , B , and C .

The locus of points equidistant from A and B is the perpendicular bisector of the line-segment AB .

The locus of points equidistant from B and C is the perpendicular bisector of the line-segment BC .

If these two perpendicular bisectors m and n intersect at O , then O is equidistant from A , B , and C , and is the only such point.

For,

1. Every point of m is equidistant from A and B ;
Every point of n is equidistant from B and C .
 O is a point of both m and n , and is therefore equidistant from A , B , and C .
2. No point outside of m is equidistant from A and B ;
No point outside of n is equidistant from B and C .
Therefore, no point other than their intersection, can be equidistant from A , B , and C .

If m and n do not intersect, there is no point equidistant from A , B , and C .

EXERCISES

1. If lines are drawn to the extremities of a given line-segment from any point of its perpendicular bisector, these lines are not only equal but make equal angles, both with the given line-segment and with its perpendicular bisector.

2. Find a point in a given straight line such that its distance from two given points may be equal.

3. If from any point within a triangle line-segments are drawn to the extremities of one side, these are together less than the other two sides of the triangle.

SUGGESTION. Produce one of these line-segments backward to meet a side of the triangle, then apply Proposition XVI twice.

Notice what was proved concerning lines so drawn in Ex. 4, p. 45.

4. If O be any point within a triangle ABC , show that the sum of OA , OB , and OC is less than the sum of the sides of the triangle, but greater than half the sum of the sides.

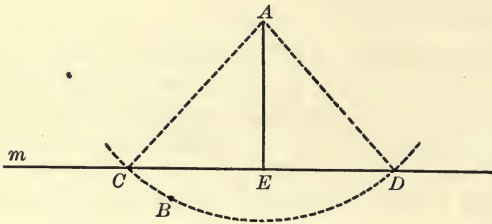
5. The segment of a straight line between any two points is shorter than any broken line connecting those points.

6. Find a point which is equidistant from two given points and at a given distance from a fixed point.

How many such points can there be? Is it always possible to find a point which will satisfy the given conditions?

PROPOSITION XVIII

75. *From a given point without a given straight line to draw a perpendicular to the line.*



Let m be the given straight line and A the given point.

It is required to draw from A a straight line perpendicular to m .

Construction. Choose a point B on the opposite side of m from A . With radius AB describe a circle which must intersect m in two points, say C and D . (See Art. 25.)

Bisect the line-segment CD at E . Join AE .

Then AE is the required perpendicular.

Proof. Compare Δ s AEC and AED , using Proposition VIII.

The triangles are identically equal, hence $\angle AEC$ equals $\angle AED$, and therefore AE is perpendicular to m .

The pupil should repeat this construction, drawing only such lines as are necessary to find the point E .

76. It was shown on p. 44 that from a point A there could not be drawn two perpendiculars to the same straight line; that there can be one perpendicular, we have here shown by actually constructing it. Hence the theorem:

From a point outside a straight line, there can be drawn one perpendicular to that line, and only one.

The point E in the diagram is called the **foot of the perpendicular** drawn from the point A to the line m .

77. By the distance from a point to a straight line, we mean the length of the line-segment between the given point and the foot of the perpendicular drawn from the point to the line. In other words, the distance from a point to a straight line is measured along the perpendicular from the point to the line.

EXERCISES

1. Of all the line-segments which can be drawn from a given point to a given straight line not passing through it, the perpendicular is the shortest.

2. From a given point line-segments are drawn to a given straight line, making equal angles with the perpendicular, on opposite sides; prove that these line-segments are equal and intercept equal segments of the given line on opposite sides of the perpendicular; and, conversely, if they intercept equal segments of the line, then they are equal and make equal angles with the perpendicular.

3. From a given point two line-segments are drawn to a given straight line, making unequal angles with the perpendicular; prove that the one which makes the greater angle with the perpendicular is the greater.

SUGGESTION. Let PA and PB be the lines, drawn say on the same side of the perpendicular PM , PA making the lesser angle with it. Draw PB' on the opposite side of the perpendicular making $\angle B'PM = \angle BPM$. Then $\angle PAM$ is greater than $\angle PBM$ and therefore greater than $\angle PB'M$.

4. Suppose D is any point in one side BC of a given triangle ABC . Find a straight line such that if the paper on which the triangle is drawn be folded along it, then A will coincide with D .

5. A right triangle has one of its acute angles double the other. Prove that the hypotenuse is double the lesser side.

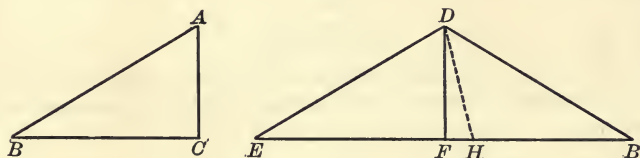
SUGGESTION. If $\triangle ABC$ is right-angled at C , and $\angle A$ double of $\angle B$, produce AC to D making $CD = AC$. Prove ABD equilateral.

6. If D is the mid-point of BC the base of an isosceles triangle ABC , and E any point in AC , prove that the difference between BD and DE is less than the difference between AB and AE .

7. On one boundary of an angle whose vertex is A points B and D are taken, and on the other boundary points C and E , such that AB is equal to AC , and AD equal to AE ; prove that BE is equal to CD .

PROPOSITION XIX

78. If two right triangles have the hypotenuse and a side of one equal, respectively, to the hypotenuse and a side of the other, the triangles are identically equal.



Let ABC and DEF be two triangles, right-angled at C and F , respectively, having the hypotenuse AB equal to the hypotenuse DE , and the side AC equal to the side DF .

It is required to prove that the triangles ABC and DEF are identically equal.

Proof. Place $\triangle ABC$ beside $\triangle DEF$ so that the side AC coincides with its equal side DF , the point A with the point D , and the point C with the point F , and so that the vertices B and E lie on opposite sides of DF .

Then EF and CB will lie in one straight line. Why?

Since by hypothesis DE equals AB , in $\triangle DEB$, DE equals DB , and therefore $\angle E$ equals $\angle B$. Give reference.

Again, if BC is not equal to EF , then F is not the mid-point of EB .

Suppose H is the mid-point of EB , and join DH .

Then DH must be perpendicular to EB (Prop. VIII), and from D there are drawn two perpendiculars to EB , which is impossible.

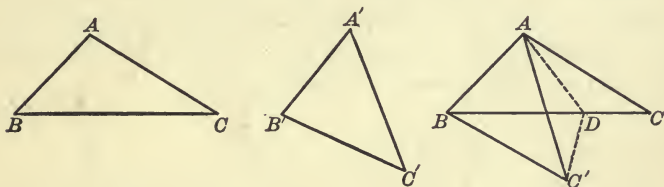
Therefore H is not the mid-point of EB , and similarly it may be shown that no other point than F is the mid-point.

Hence EF and FB are equal; that is, EF and BC are equal. Therefore $\triangle s$ ABC and DEF are identically equal.

(Prop. VIII.)

PROPOSITION XX.

79. If two triangles have two sides of the one equal, respectively, to two sides of the other, and the included angles unequal, the triangle which has the greater included angle has also the greater third side.



Let ABC and $A'B'C'$ be the two given triangles in which the side AB equals the side $A'B'$, the side AC equals the side $A'C'$, and the angle BAC is greater than the angle $B'A'C'$.

It is required to prove that the side BC is greater than the side $B'C'$.

Proof. Place $\triangle A'B'C'$ upon $\triangle ABC$ so that the side $A'B'$ will coincide with the side AB , the point A' with the point A , and B' with B .

The side $A'C'$ will not coincide with the side AC [why?], but will fall within $\angle BAC$, while the point C' may fall outside $\triangle ABC$ as in the figure, or it may fall on the side BC , or within $\triangle ABC$, according to the lengths of the equal sides AC and $A'C'$.

The pupil should draw figures for the other two cases. The proof is the same in all three cases.

Bisect $\angle CAC'$ by the straight line AD , meeting BC at D . Join $C'D$.

$\triangle s AC'D$ and ACD are identically equal. (Prop. IV.)

Therefore $C'D$ equals CD .

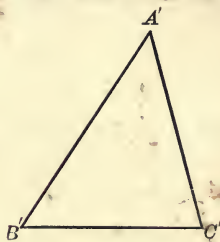
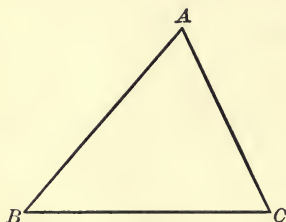
Hence BD and DC' are together equal to BC .

But BD and DC' are together greater than BC' . Why?

Therefore BC is greater than BC' . That is, BC is greater than $B'C'$.

PROPOSITION XXI

80. *If two triangles have two sides of the one equal, respectively, to two sides of the other, and the third sides unequal, the triangle which has the greater third side has also the greater included angle.*



Let ABC and $A'B'C'$ be the given triangles having the side AB equal to the side $A'B'$, AC equal to $A'C'$, but the third side BC greater than the third side $B'C'$.

It is required to prove that the included angle BAC is greater than the included angle $B'A'C'$.

Proof. If $\angle BAC$ is not greater than $\angle B'A'C'$, it must be equal to, or less than $\angle B'A'C'$.

First, suppose $\angle BAC$ is equal to $\angle B'A'C'$.

Then the side BC must equal the side $B'C'$. (Prop. IV.)

But this is contrary to the hypothesis.

Next, suppose $\angle BAC$ is less than $\angle B'A'C'$.

Then the side BC must be less than $B'C'$. (Prop. XX.)

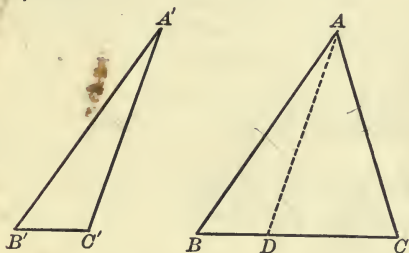
But this is also contrary to the hypothesis.

Therefore $\angle BAC$ must be greater than $\angle B'A'C'$.

What kind of proof do you call this?

PROPOSITION XXII

81. *If two triangles have two sides of the one equal, respectively, to two sides of the other, and the angles opposite one pair of equal sides equal, then the angles opposite the other pair of equal sides are either equal or supplementary, and if equal, then the triangles are identically equal.*



Let $\triangle ABC$ and $\triangle A'B'C'$ be two triangles having the side AB equal to the side $A'B'$, AC equal to $A'C'$, and the angle at B equal to the angle at B' , these being opposite equal sides.

It is required to prove that the angles ACB and $A'C'B'$ are either equal or supplementary, and if equal, then the triangles are identically equal.

Proof. Place $\triangle A'B'C'$ upon $\triangle ABC$ so that the side $A'B'$ will coincide with its equal side AB , the point A' with the point A , and the point B' with the point B .

Then since $\angle B'$ equals $\angle B$, the side $B'C'$ will fall on the side BC , and C' will either coincide with C or with some other point of the straight line BC .

If C' coincides with C , the two triangles coincide throughout and are identically equal.

If C' falls at some other point, as D , $\angle ADC$ equals $\angle ACD$ [why?], and $\angle ADB$ is supplementary to $\angle ADC$, or $\angle ACB$.

That is, $\angle A'C'B'$ is either equal to $\angle ACB$ or supplementary to $\angle ACB$, and if equal the triangles are identically equal.

82. COROLLARY. *If the two angles given equal are right angles or obtuse angles, the two triangles must be identically equal.*

Proposition XIX thus becomes a special case of Proposition XXII.

CASES IN WHICH TWO TRIANGLES ARE IDENTICALLY EQUAL

83. It may be well at this point to collect in tabulated form the theorems which have already been proved relating to the identical equality of two triangles.

Two triangles are identically equal when the following parts in each are respectively equal:

- | | |
|---|---------------|
| 1. Two sides and the included angle. | (Prop. IV.) |
| 2. Two angles and the adjacent side. | (Prop. V.) |
| 3. The three sides. | (Prop. VIII.) |
| 4. A right angle, the hypotenuse, and a side. | (Prop. XIX.) |
| 5. Two sides and an angle opposite one of them. | (Prop. XXII.) |

It should be noticed that in each of the five cases there are three parts of the one triangle equal, respectively, to three parts of the other.

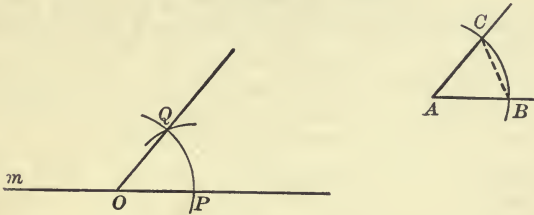
It must not, however, be concluded that if *any* three parts of one triangle are respectively equal to the three corresponding parts of another, the triangles are identically equal. For example, it is *not necessarily* true that if the three angles of one triangle are respectively equal to the three angles of another, the triangles are identically equal.

In every case it is necessary that at least one of the three given parts should be a side.

If the three given parts are two sides and an angle opposite one of them, as in Case 5, there is an additional condition necessary, namely, that the angles opposite one pair of equal sides being equal, the angles opposite the other pair shall also be equal, not supplementary.

PROPOSITION XXIII

84. *At a given point on a given straight line to construct an angle equal to a given angle.*



Let A be the given angle, m the given straight line, and O the given point on it.

It is required to construct an angle equal to A , having its vertex at O , and having the line m for one boundary.

Construction. With the point A as centre describe a circle of any radius cutting the boundaries of the given angle at B and C .

With O as centre and the same radius describe a circle cutting the line m at the point P .

With centre P and radius equal to the line-segment BC describe a circle cutting the former circle at Q . Draw OQ .

The angle POQ is the required angle.

Proof. Join BC ; also PQ . Prove $\triangle POQ$ identically equal to $\triangle BAC$ (Prop. VIII), and hence $\angle O$ equal to $\angle A$.

How many such angles can be constructed at O ?

EXERCISES

1. At a given point in a given straight line construct an angle equal to the supplement of a given angle.
2. If the straight line bisecting the vertical angle of a triangle also bisects the base, the triangle is isosceles. (Apply Proposition XXII.)
3. Prove Proposition VIII indirectly by assuming the included angles between two pairs of corresponding sides unequal.

MISCELLANEOUS EXERCISES

1. If one angle of a triangle is equal to the sum of the other two, the triangle can be divided into two isosceles triangles.

2. If the angle C of a triangle ABC is equal to the sum of the angles A and B , the side AB is equal to twice the straight line joining C to the mid-point of AB .

3. A is a given point, and B a given point in a given straight line. It is required to draw from A to the given straight line, a line-segment AP such that the sum of AB and BP may be of given length.

4. If BE and CF are drawn from the extremities of the base of an isosceles triangle ABC meeting the equal sides at E and F , and making equal angles with the bases then $\triangle BCF$ and CBE are identically equal.

5. The equal sides AB and AC of an isosceles triangle are produced to E and F , respectively, so that AE equals AF ; BF and EC are joined; show (1) that BF equals EC , (2) that $\angle CBF$ equals $\angle BCE$, (3) $\angle ABC$ equals $\angle ACB$, making use only of Proposition IV.

NOTE. This is Euclid's order of proving that the angles at the base of an isosceles triangle are equal.

6. On the same base and on the same side of it there are given two triangles, ACB and ADB , such that the sides AC and AD are equal. Show that the sides BC and BD cannot be equal.

NOTE. This is Euclid's Proposition VII of Book I.

7. In a triangle ABC in which AB is greater than AC , if the bisector of the angle at A meets BC at D , show that BD is greater than CD .

SUGGESTION. In AB make AE equal to AC , join DE . $\triangle s ADE$ and ADC are identically equal. Then apply Proposition XII and Proposition XV.

8. Show that the line drawn from the vertex of a triangle to any point in the base (between the vertices) is less than the greater of the two sides, or than either of them if they are equal.

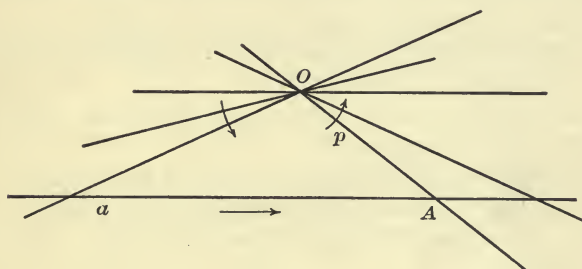
9. If D is the mid-point of the side BC of a triangle ABC , in which AC is greater than AB , the angle ADC is obtuse.

10. If in the sides AB , AC of a triangle ABC , in which AC is greater than AB , points D and E are taken such that BD and CE are equal, then CD is greater than BE .

SECTION II

PARALLEL LINES

85. If we have given a point O and a straight line a , not passing through it, and draw through O any straight line p ,



unlimited on either side of O , it will ordinarily intersect a in some point A . If now the line p is rotated about O as indicated by the arrow-head, p and a will continue to intersect and the point of intersection A will move off to the right. As the rotation proceeds, the lines will by and by intersect far out to the left, but the point of intersection will still move from the left to the right.

The question arises, Do these lines always intersect? and we are accustomed to say, No, there is *one* position of p for which they do not intersect. When p is in that position it is said to be **parallel** to a .

DEFINITION. Parallel straight lines are straight lines lying in the same plane, and such that if they are drawn ever so far either way they will not intersect.

Straight lines in the same plane which are not parallel must intersect, if produced far enough.

86. POSTULATE 5. *Through any point one and only one straight line can be drawn parallel to a given straight line.*

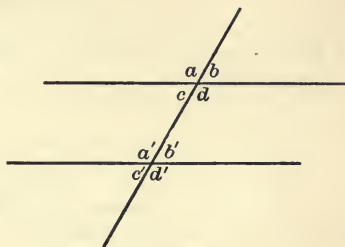
87. If two straight lines, parallel or not, are intersected by a third line, called a **transversal**, four angles are made at each intersection. These may be designated by writing a letter in each angle, and calling the angle by the name of the letter.

At each intersection there are two pairs of *vertical* angles and four pairs of *adjacent* angles.

Other pairs of angles have also received special names. Thus the angles a and a' , b and b' , c and c' , d and d' are called **corresponding** angles.

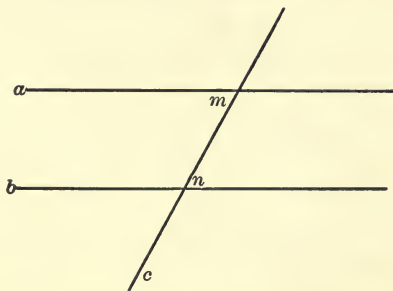
The angles a and d' , b and c' , c and b' , d and a' , are called **alternate** angles.

The angles a , b , c' , d' , are called **exterior** angles, and the angles c , d , a' , b' , are called **interior** angles.



PROPOSICIÓN XXIV

88. *If two straight lines lying in one plane are such that a transversal makes the interior alternate angles equal these two lines are parallel.*



Let the straight lines a and b lie in one plane and be such that the transversal c makes the alternate angles m and n equal.

It is required to prove that a and b are parallel.

Proof. If a and b are not parallel they will intersect if produced far enough either one way or the other.

If they intersect, they and the transversal will form a triangle in which one of the two angles m and n will be an exterior angle formed by producing a side, and the other, an interior non-adjacent angle, in which case they could not be equal.

(Prop. XII.)

Hence a and b cannot intersect, and therefore must be parallel.

EXERCISE. Show that if any one pair of alternate angles are equal, all pairs are equal.

89. COROLLARY I. *If two straight lines lying in one plane are such that a transversal makes a pair of corresponding angles equal, these two lines are parallel.*

Prove by showing that if a pair of corresponding angles are equal a pair of alternate angles must also be equal.

90. COROLLARY II. *If two straight lines lying in one plane are such that a transversal makes a pair of interior angles, or a pair of exterior angles, on the same side of it supplementary, these two lines are parallel.*

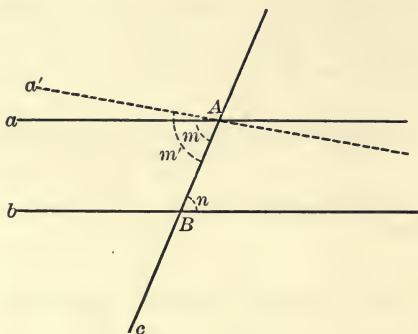
91. COROLLARY III. *Straight lines lying in one plane and perpendicular to the same straight line are parallel.*

92. COROLLARY IV. *Two straight lines parallel to the same straight line are parallel to each other.*

For, if they are not parallel they must intersect when produced; then there would be through their point of intersection two straight lines parallel to the same line, contrary to Postulate 5.

PROPOSITION XXV

93. *If two parallel straight lines are cut by any transversal, the interior alternate angles are equal.*



Let a and b be two parallel lines and c any transversal intersecting a at A and b at B .

It is required to prove that the interior alternate angles m and n are equal.

Proof. If $\angle m$ is not equal to $\angle n$, through A draw the straight line a' making with the transversal c an angle m' which is equal to $\angle n$.

Then the straight lines a' and b must be parallel. (Prop. XXIV.)

But, by hypothesis, a and b are parallel.

Therefore, since through A but one straight line can be drawn parallel to b , a' must coincide with a , and $\angle m'$ must coincide with $\angle m$.

But by construction $\angle m' = \angle n$.

Therefore $\angle m = \angle n$.

94. COROLLARY I. *If two parallel lines are cut by a transversal, any two alternate angles and any two corresponding angles are equal.*

95. COROLLARY II. *If two parallel lines are cut by any transversal, the interior angles, and also the exterior angles, on the same side of the transversal, are supplementary.*

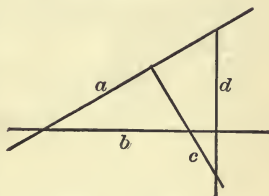
96. COROLLARY III. *If any pair of alternate angles formed by two straight lines and a transversal are unequal, or if any pair of corresponding angles are unequal, or if the interior angles on one side are not supplementary, the two lines are not parallel and therefore will meet if produced.*

For if the lines are parallel, we have just proved that alternate angles must be equal, corresponding angles must be equal, and interior angles on one side must be supplementary, contrary to the assumption.

97. COROLLARY IV. *If a straight line is perpendicular to one of two parallel lines, it is perpendicular also to the other.*

98. COROLLARY V. *If two straight lines intersect, lines perpendicular to them in the same plane will also intersect.*

Let a and b be two intersecting straight lines and let c be perpendicular to a , and d perpendicular to b . If c and d do not intersect, they must be parallel, and then since a is perpendicular to c it must also be perpendicular to d (Cor. IV). Hence a and b are both perpendicular to d and must themselves be parallel (Art. 91), contrary to hypothesis.



EXERCISES

1. Any straight line drawn parallel to the base of an isosceles triangle forms with the sides another isosceles triangle.

2. Is it always true that if two angles are equal and one boundary of the one parallel to one boundary of the other, then their other boundaries are also parallel?

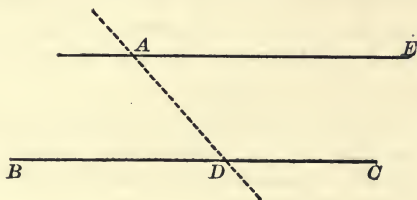
Illustrate your answer by diagrams.

3. Prove that two parallel lines are everywhere equidistant.

4. If any two straight lines intersect, lines parallel to them must also intersect.

PROPOSITION XXVI

99. Through a given point to draw the straight line parallel to a given straight line.



Let A be the given point and BC the given straight line.

It is required to draw through A the straight line parallel to BC .

Construction. Through A draw any straight line intersecting BC at a point D .

At A , in the straight line AD , construct $\angle DAE$ equal to $\angle ADB$. (Prop. XXIII.)

Then the straight line AE is parallel to BC . (Prop. XXIV.)

EXERCISES

1. Through a given point draw a straight line making with a given straight line an angle equal to a given angle. How many such lines can be drawn?

2. Two line-segments AB and CD bisect each other at O . Prove that the lines AC and BD are parallel. How about AD and BC ?

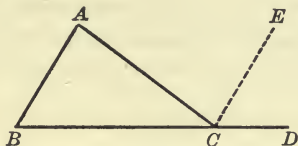
3. If through the vertex of an isosceles triangle a straight line is drawn parallel to the base, it will bisect the exterior vertical angle.

4. Through a given point draw a straight line which will make equal angles with two given intersecting straight lines.

SUGGESTION. Draw the perpendicular to the bisector of the angle between the lines.

PROPOSITION XXVII

100. *If one side of a triangle is produced, the exterior angle so formed is equal to the sum of the two interior non-adjacent angles.*



Let ABC be any triangle having the side BC produced to D .

It is required to prove that the exterior angle ACD is equal to the sum of the two interior non-adjacent angles, viz. the angles CAB and CBA .

Proof. From C draw the straight line CE parallel to BA .
(Prop. XXVI.)

Then $\angle ECD = \angle CBA$ and $\angle ACE = \angle CAB$. Why?

Therefore the sum of \angle s ACE and ECD equals the sum of \angle s CAB and CBA

That is, $\angle ACD$ equals the sum of \angle s CAB and CBA .

101. COROLLARY I. *The sum of the three angles of a triangle is equal to two right angles.*

102. COROLLARY II. *The two acute angles of any right triangle are complementary; i.e. their sum is a right angle.*

DEFINITION. One angle is said to be the **complement** of another when the sum of the two is a right angle.

103. COROLLARY III. *Each angle of a triangle is the supplement of the sum of the other two.*

104. COROLLARY IV. *If two triangles have two angles of the one equal respectively to two angles of the other, their third angles are also equal; or, if the sum of two angles in the one is equal to the sum of two angles in the other, their third angles are equal.*

105. COROLLARY V. *If the boundaries of one angle are respectively parallel or perpendicular to the boundaries of another, these two angles are either equal or supplementary.*

Make diagrams representing all the cases.

106. COROLLARY VI. *If two triangles have two angles of the one equal respectively to two angles of the other, and the sides opposite one pair of equal angles also equal, the triangles are identically equal.*

For then the third angles are also equal, and the theorem falls under Proposition V. This theorem may be easily proved by superposition, making use of Proposition XII.

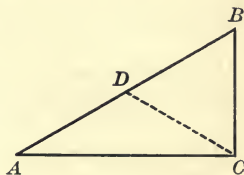
EXERCISES

1. If an isosceles triangle is right-angled, each of the angles, at the base is half a right angle.

2. If two isosceles triangles have their vertical angles equal, they are mutually equiangular; *i.e.* each angle of the one is equal to an angle of the other.

3. If one angle of a triangle is equal to the sum of the other two, it must be a right angle.

4. Divide a right triangle into two isosceles triangles, and hence show that the midpoint of the hypotenuse is equidistant from the three vertices.

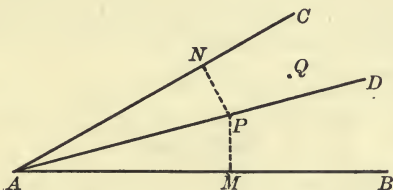


SUGGESTION. Construct $\angle ACD = \angle A$, and show that $\angle BCD = \angle B$. Hence $DA = DC = DB$.

5. Each angle of an equilateral triangle is two-thirds of a right angle.

PROPOSITION XXVIII

107. *Every point on the bisector of an angle is equidistant from the boundaries of the angle; and every point within the angle which is equidistant from the boundaries is on the bisector; that is, the bisector of an angle is the locus of points within the angle which are equidistant from its boundaries.*



First, let AD be the bisector of the angle BAC and let P be any point on AD .

It is required to prove that P is equidistant from AB and AC .

Proof. From P draw the lines PM and PN perpendicular, respectively, to AB and AC .

Then $\Delta s PAM$ and PAN are identically equal. Why? (Apply Prop. V.)

Therefore PM equals PN ; that is, P is equidistant from AB and AC .

Next, let Q be any point equidistant from AB and AC within the angle BAC .

It is required to prove that Q lies on the bisector of the angle BAC .

Proof. From Q draw QS and QT perpendicular to AB and AC , respectively, and join QA .

By hypothesis, QS and QT are equal.

Then $\triangle QSA$ and $\triangle QTA$ are identically equal. Why? (Apply Prop. XIX.)

Therefore $\angle QAS$ equals $\angle QAT$; that is, Q lies on the bisector of the angle BAC .

Since the bisector of the angle BAC contains all points within the angle which are equidistant from the boundaries, and no point which is not equidistant from the boundaries, it is the locus of such points.

108. COROLLARY. *The locus of points equidistant from two intersecting straight lines consists of the two lines which bisect the angles formed by the given lines.*

EXERCISES

1. Prove that the locus of points equidistant from two intersecting straight lines consists of two straight lines at right angles.

2. If the straight line drawn from one vertex of a triangle to the midpoint of the opposite side is equal to half of this side, prove that the triangle has one right angle.

3. If, in a right triangle, a perpendicular is drawn from the vertex of the right angle to the opposite side, the two triangles so formed are equiangular with each other and with the whole triangle.

4. A straight line drawn perpendicular to the base BC of an isosceles triangle ABC meets the side AB at E and the side CA produced at F . Prove that the triangle EAF is isosceles.

5. If a point is equidistant from two parallel straight lines, any line-segment drawn through it and terminated by the parallel lines is bisected at the point.

6. If a point is equidistant from two parallel straight lines, any two straight lines drawn through it intercept equal segments of the parallel lines.

7. Construct a triangle having given two angles and the length of the perpendicular from the third vertex to the opposite side.

8. If two exterior angles of a triangle be bisected, and from the point of intersection of the bisecting lines a straight line is drawn to the third vertex, it bisects the third angle. (Apply Proposition XXVIII.)

SECTION III

CLOSED RECTILINEAR FIGURES OF MORE THAN
THREE SIDES

109. On page 13 a **closed figure** was defined as one which can be traversed by starting at any point of it, and moving continuously along the lines of the figure in order, returning to the same point without passing twice over any portion of the figure.

A **closed rectilinear figure** is one which is made up wholly of line-segments and the points in which they intersect, two and two, in order.



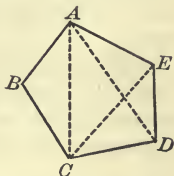
The line-segments are called the **sides** of the figure, and the points in which the sides intersect are called the **vertices** of the figure.

Two sides which intersect in a vertex are called **adjacent sides**.

The angles formed by pairs of adjacent sides are called the **angles of the figure**.

A straight line joining any two vertices not on the same side is a **diagonal**.

In the diagram, the points A, B, C, D, E are **vertices**, the line-segments $AB, BC, CD,$ etc., are **sides**, and $AC, AD, CE,$ etc., are **diagonals**.



If the number of sides of any closed rectilinear figure is n , the number of diagonals which can pass through any one vertex is $n - 3$, and since each diagonal passes through two vertices, the total number of diagonals is $\frac{1}{2}n(n - 3)$.

110. A **convex rectilinear figure** is one which lies wholly on one side or the other of each of its sides.



FIG. 1




FIG. 2



FIG. 3



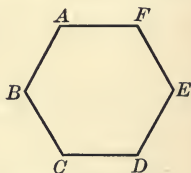
FIG. 4

Figures 1 and 2 above are convex rectilinear figures, while figures 3 and 4 are closed but not convex.

Could a triangle be anything else than convex ?

111. We shall usually denote a closed rectilinear figure by placing capital letters at its vertices and naming them in order. Thus, the figure at the right is the figure $ABCDEF$, or $CBAFED$, etc. When no misunderstanding is likely to arise, the figure may be named by mentioning two non-consecutive vertices.

Sometimes it will be convenient to letter the sides of the figure a, b, c, d, e, f , and then the figure can be named by mentioning the sides in order.



112. It will be observed that in any closed rectilinear figure there are just as many vertices as sides. The vertices and sides together make up the **elements** of the figure, so that the number of elements is always even, and equal to twice the number of sides of the polygon.

113. Two elements are said to be **opposite** when just as many elements lie between them the one way round as the other way round the figure.

If the number of sides in the figure is even, a side is always opposite a side, and a vertex opposite a vertex. In the figure above, the side CD is opposite the side AF , the vertex B opposite the vertex E , etc. the number of elements between the pairs of opposite elements being in each case five.

If the number of sides in the figure is odd, a side is always opposite a vertex.

We have already assumed that the pupil will know the opposite elements in a triangle ; it is not, however, so easy to detect opposite elements when the figure has more than three sides.

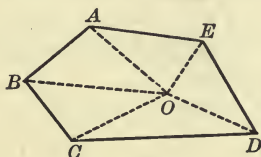
114. A closed rectilinear figure having three sides is a **triangle**, one of four sides is a **quadrilateral**.

A general name applied to any closed rectilinear figure, without regard to the number of sides, is a **polygon**.

115. A **convex polygon** is a closed rectilinear figure which lies wholly on one side or the other of each of its sides.

PROPOSITION XXIX

116. *The sum of the interior angles of any convex polygon, together with four right angles, makes up twice as many right angles as the polygon has sides.*



Let $ABCDE$ be any convex polygon.

It is required to prove that the sum of the interior angles A, B, C, D, E , together with four right angles, makes up twice as many right angles as the figure has sides.

Proof. Choose any point O within the polygon, and join O to each vertex of the polygon.

This divides the polygon into as many triangles as the polygon has sides.

The three angles of each triangle are together equal to two right angles. (Prop. XXVII, Cor. I.)

Hence all the angles of all the triangles are together equal to two right angles for each side, or to twice as many right angles as the polygon has sides.

But these angles include the interior angles of the polygon, together with four right angles about the point O .

Therefore . . .

117. COROLLARY I. *If the sides of a convex polygon are produced in order, the exterior angles so formed are together equal to four right angles.*



SUGGESTION. Each exterior angle and its adjacent interior angle make two right angles.

118. COROLLARY II. *If S represents the sum of the interior angles of a convex polygon, and n the number of sides, then $S +$ four right angles $= 2n$ right angles, or $S = (n - 2)$ times two right angles.*

DEFINITIONS

119. A parallelogram is a quadrilateral whose opposite sides are parallel.

If only two opposite sides of a quadrilateral are parallel, the figure is called a **trapezoid**.

If no two sides of a quadrilateral are parallel, the figure is called a **trapezium**.

120. A parallelogram having two adjacent sides equal is called a **rhombus**.

121. A parallelogram having one right angle is called a **rectangle**.

122. A square is a parallelogram having one right angle and two adjacent sides equal.

EXERCISES

1. The sum of the interior angles of any quadrilateral is equal to four right angles.

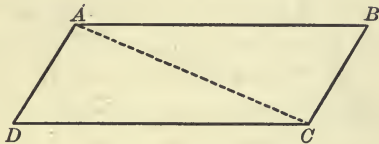
To how many right angles is the sum of the interior angles of a convex polygon of five sides equal? of six sides? of eight sides?

2. If two angles of a quadrilateral are right angles, the other two are supplementary.

3. If any one angle of an isosceles triangle equals two thirds of a right angle, the triangle is equilateral.

PROPOSITION XXX

123. *The opposite sides and the opposite angles of a parallelogram are equal.*



Let $ABCD$ be a parallelogram.

It is required to prove that AB is equal to DC and AD equal to BC ; also that the angle A is equal to the angle C , and the angle B equal to the angle D .

Proof. Join a pair of opposite vertices A and C .

Because AB is parallel to DC , by definition,

$$\angle BAC = \angle DCA. \quad (\text{Prop. XXV.})$$

And because AD is parallel to BC ,

$$\angle BCA = \angle DAC.$$

Therefore $\triangle s ABC$ and CDA are identically equal. (Prop. V.)

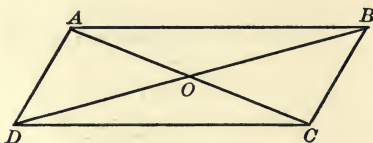
Conclusion . . .

124. COROLLARY. *Either diagonal of a parallelogram divides the figure into two superposable triangles.*

125. In writing out the proofs of propositions and in the exercises, the pupil is advised to make use of certain well established symbols in order to abbreviate his work. For instance, instead of the expression 'is parallel to,' or the word 'parallel,' he may use the symbol \parallel ; and instead of 'is perpendicular to,' or 'perpendicular,' he may use the symbol \perp . Thus ' AB is parallel to CD ' would be written ' $AB \parallel CD$,' and ' AB is perpendicular to CD ' would be written ' $AB \perp CD$ '. The pupil is also advised to make free use of algebraic symbols in all written work.

PROPOSITION XXXI

126. *The diagonals of a parallelogram bisect each other.*



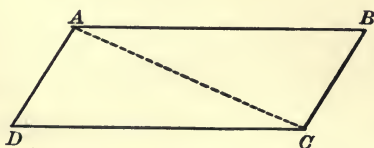
Let $ABCD$ be a parallelogram whose diagonals intersect at O .

It is required to prove that O is the mid-point of both AC and BD .

Proof. Compare the two triangles AOB and COD , making use of Propositions XXV, XXX, and V.

PROPOSITION XXXII

127. *If two sides of a quadrilateral are parallel and equal, the figure is a parallelogram.*



Let $ABCD$ be a quadrilateral having the sides AB and DC parallel and equal.

It is required to prove that AD and BC are parallel, and hence that the figure is a parallelogram.

Proof. Draw a diagonal AC . Then Δ s BAC and DCA are identically equal by Propositions XXV and IV.

Therefore $\angle BCA = \angle DAC$,
and the sides AD and BC are parallel. (Prop. XXIV.)

PROPOSITION XXXIII

128. *If both pairs of opposite sides of a quadrilateral are equal, the figure is a parallelogram.*

Given a quadrilateral whose opposite sides are equal.

It is required to prove that the opposite sides are parallel, and hence that the figure is a parallelogram.

Proof. Draw a diagonal and compare the triangles so formed.

[The pupil should make the necessary diagram for himself.]

PROPOSITION XXXIV

129. *If two parallelograms have two adjacent sides and the included angle of the one equal, respectively, to two adjacent sides and the included angle of the other, the parallelograms are identically equal.*

Prove by superposition, placing the one parallelogram on the other so that parts given equal will coincide, and showing that the remaining parts must also coincide.

EXERCISES

1. If the diagonals of a quadrilateral bisect each other, the quadrilateral is a parallelogram.
2. In a parallelogram the perpendiculars drawn from one pair of opposite vertices, to the diagonal through the other pair, are equal.
3. If the diagonals of a parallelogram are equal, the parallelogram is rectangular.
4. If $ABCD$ is a parallelogram, and X, Y , respectively, the mid-points of the sides AD, BC ; show that the figure $AYCX$ is a parallelogram.
5. If both pairs of opposite angles of a quadrilateral are equal, the figure is a parallelogram.
6. If one angle of a parallelogram is a right angle, all the angles are right angles.
7. If two sides of a quadrilateral are parallel, and the other two equal but not parallel, the diagonals are equal.

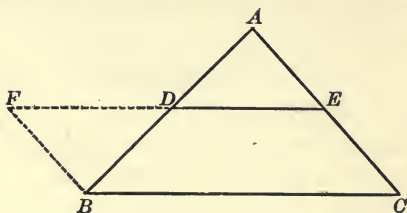
Such a figure is called an isosceles trapezoid.

SECTION IV

MISCELLANEOUS THEOREMS

PROPOSITION XXXV

130. *The line-segment joining the mid-points of two sides of a triangle is parallel to the third side and equal to half of it.*



Let ABC be any triangle, D and E the mid-points of the two sides AB and AC .

It is required to prove that the line-segment DE is parallel to the third side BC , and equal to half of it.

Proof. From B draw BF parallel to CA , meeting the straight line ED in F .

$\triangle BDF$ is identically equal to $\triangle ADE$. Prove.

Therefore $DF = DE$, and $BF = AE$.

But $AE = CE$ by hypothesis.

Therefore $BF = CE$, and is parallel to CE by construction.

Therefore $BFEC$ is a parallelogram (Prop. XXXII), and FE , i.e. DE , is parallel to BC .

It is left for the pupil to prove that DE equals half of BC .

131. COROLLARY I. *If the mid-points of the sides of any quadrilateral be joined in order, the figure so formed is a paral-*

lelogram, and the sum of the sides of this parallelogram equals the sum of the diagonals of the quadrilateral.

SUGGESTION. Draw the diagonals of the quadrilateral and apply Proposition XXXV.

132. DEFINITION. The sum of the sides of any polygon is called the **perimeter** of the polygon.

133. COROLLARY II. *If from the mid-point of one side of a triangle there is drawn a straight line parallel to a second side, this line passes through the mid-point of the third side.*

Else through one point there could be drawn two parallels to the same line.

134. DEFINITION. A straight line drawn from any vertex of a triangle to the mid-point of the opposite side is called a **median** of the triangle. Every triangle has three medians.

135. DEFINITION. By **concurrent lines** we mean lines which pass through the same point.

EXERCISES

1. The mid-points of a pair of opposite sides of a quadrilateral and the mid-points of the diagonals are the vertices of a parallelogram.

2. In a trapezoid the mid-points of the non-parallel sides and the mid-points of the diagonals lie upon the same straight line parallel to the other two sides. The distance between the mid-points of the non-parallel sides is equal to half the sum of the parallel sides; and the distance between the mid-points of the diagonals is equal to half the difference between the parallel sides.

3. Find on one side of a triangle the point from which straight lines drawn parallel to the other two sides, and terminated by these sides, are equal.

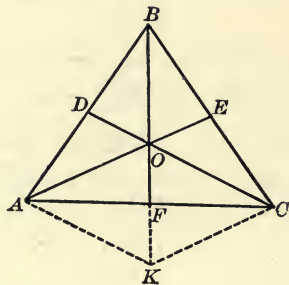
SUGGESTION. Bisect the opposite angle.

4. If $ABCD$ and $AEFG$ are two squares so situated that the angles A coincide, then A , C , and F are in the same straight line.

5. If two parallelograms have a diagonal and two vertices in common, show that the other four vertices are the vertices of another parallelogram.

PROPOSITION XXXVI

136. *The medians of a triangle are concurrent.*



Let ABC be any triangle, AE and CD , two of its medians meeting at O . Join BO and produce to meet AC at F .

It is required to prove that F is the mid-point of AC , and hence that BF is the third median of the triangle.

Proof. Through A draw AK parallel to DC , meeting BF at K . Join CK .

Then in $\triangle BAK$, since $BD = DA$, $BO = OK$.

(Prop. XXXV., Cor. II.)

In $\triangle BCK$, since $BE = EC$, and $BO = OK$,

EO is parallel to CK ; that is, OA is parallel to CK .

Therefore $AOCK$ is a parallelogram, and AF equals FC . Therefore BF , passing through O , is a median of the triangle.

(Prop. XXXI.)

137. DEFINITION. The point O , in which the medians intersect, is called the **centroid** of the triangle.

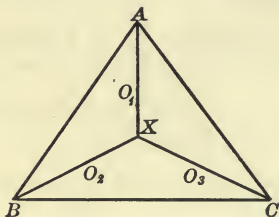
138. COROLLARY. *The centroid of a triangle is a trisection point of each median of the triangle.*

For, since $OK = OB$, and $OF = \frac{1}{2} OK$, therefore, $OF = \frac{1}{2} OB$, or $\frac{1}{3} BF$.

Similarly O may be shown to be a point of trisection of the other medians.

PROPOSITION XXXVII

139. *The bisectors of the angles of a triangle are concurrent.*



Let ABC be any triangle, and AO_1 , BO_2 , CO_3 , the bisectors of the angles.

It is required to prove that AO_1 , BO_2 , and CO_3 meet in one point, or are concurrent.

Proof. Since $\angle s ABO_2$ and BAO_1 are together less than two right angles [why?], AO_1 and BO_2 will meet.

(Prop. XXV, Cor. III.)

Let them meet in X .

Now AO_1 is the locus of points within the angle BAC equidistant from AB and AC . (Prop. XXVIII.)

Also, BO_2 is the locus of points within the angle ABC equidistant from AB and AC .

The point X must therefore be equidistant from AC and BC , and consequently must lie on CO_3 , which is the locus of points within the angle ACB equidistant from AC and BC .

Therefore AO_1 , BO_2 , CO_3 meet in the point X .

1. Produce the sides of the triangle and bisect two external angles and the third internal angle. Are these bisectors concurrent? Prove.

By this means we find four points X , Y , Z , W associated with the triangle. Notice that when the figure is completed, these four points are joined in all possible ways, and that the line joining any two of them is perpendicular to the line joining the other two.

PROPOSITION XXXVIII

140. *The perpendicular bisectors of the sides of a triangle are concurrent.*

Let ABC be any triangle; D , E , F , the mid-points of the sides.

It is required to prove that the perpendiculars erected at D , E , and F meet in a point.

Proof. The perpendicular at F is the locus of points equidistant from A and B . (Art. 72.)

The perpendicular at E is the locus of points equidistant from A and C .

These two perpendiculars intersect. Why?

Their point of intersection being equidistant from B and C , must lie on the perpendicular at D . (Art. 74.)

Therefore the three perpendiculars meet in a point.

EXERCISES

1. If from the points A and B of a straight line, and their mid-point C , perpendiculars are drawn to a given straight line, the perpendicular from C is equal to the half-sum, or the half-difference of the perpendiculars from A and B , according as A and B are on the same or on opposite sides of the given straight line.

2. If D and E are the mid-points of the sides AB and AC of a triangle ABC , and BE is produced to F making EF equal to BE , and CD is produced to G making DG equal to CD , show that G , A , and F are in a straight line.

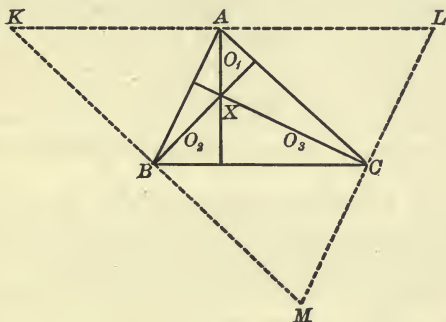
SUGGESTION. Show that DE is parallel to both AF and AG .

3. An angle of a triangle is right, acute, or obtuse according as the median drawn from its vertex is equal to, greater than, or less than half the side it bisects.

4. The feet of the four perpendiculars, drawn from one vertex of a triangle to the internal and external bisectors of the other two angles, lie on one straight line which passes through the mid-points of two sides of the triangle.

PROPOSITION XXXIX

141. *The straight lines drawn from the vertices of a triangle perpendicular to the opposite sides are concurrent.*



Let ABC be any triangle, and from the three vertices draw the straight lines AO_1 , BO_2 , CO_3 perpendicular to the opposite sides.

It is required to prove that AO_1 , BO_2 , and CO_3 are concurrent.

Proof. Through A , B , and C draw the straight lines KL , KM , and LM parallel respectively to the opposite sides of the triangle.

Then $ACBK$ is a parallelogram, as is also $ABCL$.

Hence A is the mid-point of KL , and AO_1 is perpendicular to KL since it is perpendicular to BC . (Prop. XXV., Cor. IV.)

Similarly BO_2 is perpendicular to KM at its mid-point.

And CO_3 is perpendicular to LM at its mid-point.

Therefore AO_1 , BO_2 , CO_3 are concurrent. (Prop. XXXVIII.)

DEFINITION. The point X , in which the three perpendiculars from A , B , C , to the opposite sides intersect, is called the **orthocentre** of the triangle ABC .

EXERCISES

1. If the point D is the orthocentre of the triangle ABC , show that A is the orthocentre of the triangle BCD , B , the orthocentre of the triangle ACD , and C , the orthocentre of the triangle ABD .

2. If the opposite sides of a quadrilateral are perpendicular to each other, the diagonals are also perpendicular to each other (Carnot's theorem). Could such a quadrilateral be convex?

SECTION V

ADDITIONAL PROBLEMS OF CONSTRUCTION

142. In the preceding propositions we have introduced at convenient places several problems of construction, not because they form an indispensable part of the body of geometrical truth, but rather because of their inherent interest, and because they present to the beginner matters for proof which he clearly sees ought not to be accepted without proof.

By making use of the principles employed in the preceding problems the following can easily be solved:

1. To construct a triangle when two sides and the included angle are given.
2. To construct a triangle when a side and the two adjacent angles are given.
3. To construct a triangle when two angles and a side opposite to one of them are given.

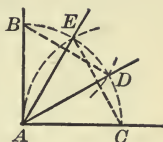
This problem can easily be reduced to (2) by making use of the property of Proposition XXVII, Cor. I.

4. To construct a triangle when two sides and an angle opposite to one of them are given.

The pupil should notice all the cases that may arise in this problem according as the given angle is acute, obtuse, or a right angle; also according as the given angle is opposite the greater or the less of the two given sides; and should determine under what conditions there are two solutions, one solution, or no solution.

5. To trisect a right angle.

SUGGESTION. Upon any segment AC of one boundary, terminated at one end by the vertex, construct an equilateral triangle AEC . Similarly on an equal segment AB construct an equilateral triangle ADB . AD and AE are the required trisectors. What lines might be omitted in the construction?



6. To trisect a given segment of a straight line.

SUGGESTION. Upon the given segment as base construct an equilateral triangle. Bisect the base angles. From the point where these bisectors meet, draw lines parallel to the sides.

TYPICAL SOLUTIONS

143. We shall here insert a few typical problems with their solutions representing the principal methods of attack when a solution does not readily appear.

1. To construct a triangle having given one side, an adjacent angle, and the sum of the other two sides.

Let a be equal to the given side, b the sum of the other two sides, and P the given angle.

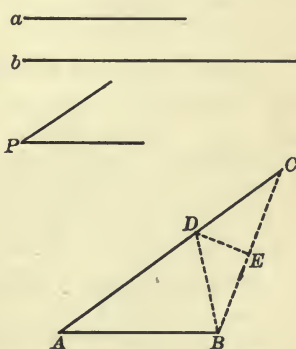
Construction. Draw any line AB equal to a . At one extremity A construct an angle BAC equal to $\angle P$, and make AC equal to b . Now arises the problem to find a point D in AC such that if it be joined to B , DB will equal DC , and so the sum of AD and DB will equal AC .

Assume the thing done. That is, choose some point D and assume that it fulfils the given conditions.

Join DB and BC . Then BDC is an isosceles triangle, and a perpendicular from D upon BC would bisect BC .

But we were able to draw BC without knowing D , also to bisect BC and erect the perpendicular ED , and thus determine D .

So the construction would be as follows:—



Draw AB and AC as before.

Join BC . Bisect BC at E and draw the perpendicular bisector cutting AC at D . Join DB .

$\triangle ADB$ is the required triangle.

This method of solution is called *Solving by Analysis*.

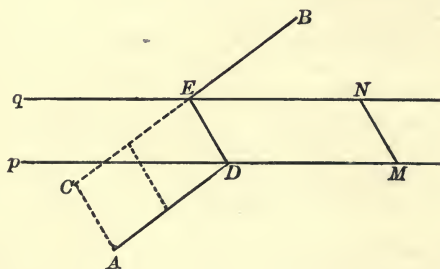
Notice the order. We first assumed the required construction to have been made, then analyzed the diagram and sought to find upon what principles the construction rests and what steps would lead to it. Then by taking these steps in order the solution is accomplished.

2. Find a point in a given straight line, which is equidistant from two given points, (1) on the same side of the line, (2) on opposite sides of the line.

If A and B are the given points and p the given straight line, the required point clearly is the intersection with p , of the perpendicular bisector of AB . For, this perpendicular bisector is the *locus* of points which are equidistant from A and B .

Thus, by considering the locus of points satisfying given conditions we are led to the solution of the stated problem. This method may be called the method of *Intersection of Loci*.

3. Two points A and B are on opposite sides of a river whose banks are parallel straight lines. If the river must be crossed in a given direction, find the shortest path that can be taken from A to B .



Let the parallel lines p and q represent the banks of the river, and MN the direction in which the river must be crossed.

The line-segment MN will indicate the distance that must be travelled in the given direction.

From A draw a line AC equal and parallel to MN . Then AC is the distance that must be travelled in the given direction; the remaining distance is to be as short as possible, and so will be equal to the line-segment CB .

Let CB cut q at E . Draw ED parallel to NM or CA , meeting p at D . Join AD . Then $ADEB$ is the required path.

The pupil can easily prove that $ACED$ is a parallelogram, and hence that the sum of the distances AD , DE , and EB is equal to the sum of the distances AC and CB . The distance travelled in going from A to B would have been the same if we had crossed from the line AD to the parallel line CB , in the given direction, at any point, and the only problem was to shift the given distance AC parallel to itself till it reached from one bank of the river to the other.

When a straight line is moved so as to remain always parallel to its original position it is said to be **translated**, and the motion is called a **translation**.

When any figure is moved so that all of its points describe parallel straight lines it is said to be translated.

Since the solution of this problem required the translation of the line AC , which satisfied some of the conditions of the problem into such a position as to satisfy the remaining conditions, the method is sometimes called the method of *Translation*.

EXERCISES

1. Through a given point to draw a straight line to make equal angles with two given intersecting lines.

SUGGESTION. Translate the bisector of the angle between the lines till it passes through the given point. See another solution on p. 66.

2. Construct a triangle having given one side and the orthocentre.

3. Construct a triangle having given the base, the altitude, and the length of one side. Is the solution always possible?

4. Through a given point P draw a straight line such that the perpendiculars to it from two fixed points meet it at equal distances from P .

5. Through a given point draw a line-segment terminated by two given intersecting straight lines, which shall be bisected at the given point.

6. Construct a right triangle having given the hypotenuse and the difference of the two sides.

7. Construct a triangle equiangular with a given triangle and having a given perimeter.

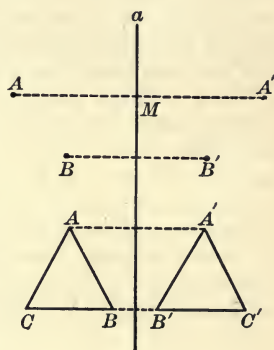
SECTION VI

SYMMETRICAL FIGURES

144. If there be given any straight line a , and from a point A we draw AM perpendicular to the given line, and produce it to a point A' such that MA' equals MA , then A and A' are called **inverse points** relative to the line a .

In the figure, B and B' form another pair of inverse points relative to a .

DEFINITION. If two figures are such that for every point of the one there is an inverse point in the other, relative to a certain straight line, the two figures are said to be **symmetrical** with respect to this line, and the line is called an **axis of symmetry** for the two figures.



145. If you think of the plane in which there lie two figures symmetrical with respect to a certain straight line, as being folded along this line, just as you would fold a sheet of paper along a given straight line, it is clear that the two figures would come to coincide, since all lines perpendicular to the axis of symmetry would fold over upon themselves.

Hence,

THEOREM. *If two figures are symmetrical with respect to a straight line, they are superposable by inversion.*

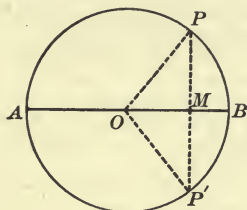
A figure symmetrical with a given figure can easily be obtained by tracing it with ink and then folding the paper along a straight line before the ink is dry.

146. Two parts of the same figure may be symmetrical with respect to a given straight line, as in the diagram. In such cases we say that *the figure* is symmetrical with respect to the line.

THEOREM. *A circle is symmetrical with respect to any of its diameters.*

Let APB be a circle whose centre is O , AB any diameter, P any point on the circle.

From P draw PM perpendicular to the diameter, and produce it to meet the circle again at P' . Join PO and $P'O$.



The Δ s OPM and $OP'M$ are identically equal. Hence P' is the inverse point of P , and for every point of the circle there is an inverse point with respect to the diameter.

EXERCISES

1. Show that a square is symmetrical with respect to each of its diagonals.
2. Show that an equiangular triangle is symmetrical with respect to each of its medians.
3. If a quadrilateral is symmetrical with respect to one of its diagonals, show that the two diagonals are at right angles.
4. If a triangle is symmetrical with respect to a median, it must be isosceles.

MISCELLANEOUS EXERCISES

1. In a quadrilateral $ABCD$, if AB is the greatest side and CD the least, show that $\angle BCD$ is greater than $\angle DAB$, and $\angle CDA$ greater than $\angle ABC$.

2. Show that the sum of the diagonals of a convex quadrilateral is greater than the sum of either pair of opposite sides, and also greater than half the sum of the four sides.

3. The sum of the distances of any point within a rectilinear figure from the vertices is greater than half the sum of the sides.

4. If D is any point on the side BC of a triangle ABC , show that the sum of the sides of the triangle is greater than twice AD .

5. Show that no convex polygon can have more than three of its interior angles acute, nor more than three of its exterior angles obtuse.

6. On a given straight line find a point which is equidistant from two given lines. Under what conditions is the solution impossible?

7. Show how to find a point which is at a given distance from each of two intersecting straight lines. How many such points are there?

8. If two quadrilaterals are mutually equiangular, and two adjacent sides of the one are respectively equal to the two corresponding adjacent sides of the other, show that the quadrilaterals are identically equal.

9. Show that the sum of any two medians of a triangle is greater than the third median.

10. Show that the sum of the three medians of a triangle is greater than three-fourths of the sum of the sides of the triangle.

11. Show that if two of the medians of a triangle are equal, the triangle must be isosceles.

12. If E and F are the mid-points of the sides AB and CD of the parallelogram $ABCD$, show that the lines ED and BF will trisect the diagonal AC .

13. If the vertices of one parallelogram lie on the sides of another, show that all four diagonals pass through the same point.

14. If an exterior angle of a triangle be bisected, and also one of the interior non-adjacent angles, the angle made by the two bisectors is equal to half of the other interior non-adjacent angle.

15. If two triangles on the same side of a common base have their sides which are terminated in opposite extremities of the base equal, the line joining the vertices will be parallel to the common base.

16. From the vertex A of any triangle ABC two straight lines are drawn meeting the opposite side at D and E , so as to make the angle BAD equal to the angle C , and the angle CAE equal to the angle B . Show that the triangle DAE is isosceles.

17. In any triangle ABC , the bisector of the angle A makes with the perpendicular drawn from A to the opposite side an angle equal to half the difference between the angles B and C .

18. In any triangle ABC , the bisectors of the angles B and C make with each other an angle greater by a right angle than one-half A .

19. In any triangle ABC , the bisectors of the exterior angles at B and C make with each other an angle less by a right angle than one-half A .

20. In any convex quadrilateral, the bisectors of two consecutive angles make with each other an angle equal to the half-sum of the other two angles.

21. If through the point of intersection of the bisectors of the angles B and C in any triangle ABC , a line-segment MN is drawn parallel to the side BC , and terminated by the sides AB and AC , show that MN equals the sum of BM and CN .

22. If upon one boundary OX of an angle you choose two points A and A' , and upon the other boundary OY you choose two points B and B' , such that OB equals OA and OB' equals OA' , and join crosswise AB' and $A'B$, show that the intersection of these lines is upon the bisector of the angle XOY .

23. If two sides of a triangle are unequal, the median through their intersection makes the greater angle with the lesser side.

24. A quadrilateral which has two sides equal and the other two sides parallel may be a parallelogram, or it may be a trapezoid having an axis of symmetry.

25. In an isosceles triangle the sum of the distances of a point in the base from the two sides is the same, no matter where in the base the point is chosen.

If the point should be chosen in the base produced, how would this theorem be altered?

26. In an equilateral triangle the sum of the distances of a point within the triangle from the three sides is the same, no matter where the point is chosen.

SUMMARY OF CHAPTER I

1. DEFINITIONS.

- (1) *Scalene Triangle, Isosceles Triangle, Equilateral Triangle.*
See § 33.
- (2) *Right Triangle*—a triangle having one right angle. § 61.
- (3) *Hypotenuse of a Right Triangle*—the side opposite the right angle. § 61.
- (4) *Complementary Angles*—two angles whose sum is equal to a right angle. § 102.
- (5) *Corollary*—a theorem, the truth of which is easily deduced from another, or the proof of which is easily deduced from the proof of another. § 50.
- (6) *Converse Theorems*—two theorems such that the hypothesis of each is the conclusion of the other. § 44.
- (7) *Locus*—a line or group of lines such that all their points satisfy certain conditions while no other points satisfy those conditions. § 73.
- (8) *Parallel Lines*—straight lines lying in the same plane, and such that if they are drawn ever so far either way they will not intersect. § 85.
- (9) *Polygon*—a closed rectilinear figure of any number of sides. § 114.
- (10) *Convex Polygon*—one which lies wholly on one side or the other of each of its sides. § 115.
- (11) *Diagonal of a Polygon*—a straight line joining any two non-consecutive vertices. § 109.
- (12) *Quadrilateral*—a closed rectilinear figure having four sides. § 114.
- (13) *Parallelogram*—a quadrilateral whose opposite sides are parallel. § 119.
- (14) *Trapezoid*—a quadrilateral having one and only one pair of opposite sides parallel. § 119.
- (15) *Isosceles Trapezoid*—a trapezoid having its non-parallel sides equal. Ex. 7, p. 77.
- (16) *Trapezium*—a quadrilateral having no two sides parallel. § 119.
- (17) *Rhombus*—a parallelogram having two adjacent sides equal. § 120.
- (18) *Rectangle*—a parallelogram having one right angle. § 121.
- (19) *Square*—a parallelogram having one right angle and a pair of adjacent sides equal. § 122.

- (20) *Perimeter of a Polygon* — the sum of its sides. § 132.
- (21) *Median of a Triangle* — a straight line drawn from any vertex to the mid-point of the opposite side. § 134.
- (22) *Centroid of a Triangle* — the point at which its medians intersect. § 137.
- (23) *Concurrent Lines* — straight lines which pass through the same point. § 135.
- (24) *Inverse Points* — two points are inverse relative to a given straight line when the line-segment joining them is bisected perpendicularly by the given line. § 144.
- (25) *Symmetrical Figures* — a figure is symmetrical relative to a given straight line when for every point of the figure there is an inverse point of the figure relative to that line. § 144.

Two figures are symmetrical relative to a given straight line when for every point of one figure there is an inverse point of the other, relative to that line. § 144.

- (26) *Axis of Symmetry* — a straight line relative to which a figure is symmetrical. § 144.

2. AXIOMS.

Two magnitudes A and B of the same kind are either equal, or A is greater than B , or A is less than B (Axiom 10). § 64.

3. POSTULATES.

Through any point one and only one straight line can be drawn parallel to a given straight line (Postulate 5). § 86.

4. PROBLEMS.

- (1) To construct an equilateral triangle, having given the length of each side. § 34.
- (2) To construct an isosceles triangle, having given the lengths of the sides. § 37.
- (3) To construct any triangle, having given the lengths of the sides. § 39.
- (4) To bisect a given angle. § 54.
- (5) To bisect a given line-segment. § 56.
- (6) From a given point in a straight line to draw a perpendicular to the line. § 71.
- (7) From a given point without a given straight line, to draw a perpendicular to the line. § 75.
- (8) At a given point on a given straight line to construct an angle equal to a given angle. § 84.

- (9) Through a given point to draw the straight line parallel to a given straight line. § 99.
- (10) To construct a triangle having given one side, an adjacent angle, and the sum of the other two sides. § 143. 1.
- (11) In a given straight line to find a point equidistant from two given points. § 143. 2.
- (12) To find the shortest path between two given points when a part of the path is given both in length and direction. § 143. 3.

5. THEOREMS ON BISECTORS.

- (1) Through the vertex of an angle there can be drawn one and only one straight line which bisects the angle. § 46.
- (2) In a given line-segment there can be found one and only one point which bisects the line-segment. § 47.
- (3) Two points each equidistant from the extremities of a given line-segment determine the perpendicular bisector of the line-segment. § 57.
- (4) The bisector of an angle is the locus of points within the angle which are equidistant from its boundaries. § 107.

6. THEOREMS ON PERPENDICULARS.

- (1) At any point in a straight line there can be drawn one, and only one, perpendicular to the line. § 46.
- (2) From a point outside a given straight line not more than one perpendicular to the line can be drawn. § 62.
- (3) Perpendiculars to the same straight line, lying in the same plane, are parallel. § 91.
- (4) If a straight line is perpendicular to one of two parallel lines, it is perpendicular also to the other. § 97.
- (5) If two straight lines intersect, lines perpendicular to them in the same plane will also intersect. § 98.

7. THEOREMS ON THE EQUALITY OF TRIANGLES.

Two triangles are identically equal if they have—

- (1) Two sides and the included angle of one equal, respectively, to two sides and the included angle of the other. § 41.
- (2) A side and the two adjacent angles of one equal, respectively, to a side and the two adjacent angles of the other. § 43.
- (3) The three sides of one equal, respectively, to the three sides of the other. § 53.
- (4) Each a right angle, and the hypotenuse and a side of one equal, respectively, to the hypotenuse and a side of the other. § 78.

- (5) Two sides of one equal, respectively, to two sides of the other and the angles opposite a pair of equal sides also equal §§ 81, 82.
- (6) Two angles of one equal, respectively, to two angles of the other, and the sides opposite one pair of equal angles also equal. § 106.

8. THEOREMS ON UNEQUAL TRIANGLES.

- (1) If two triangles have two sides of the one equal, respectively, to two sides of the other, and the included angles unequal, the triangle which has the greater included angle has also the greater third side. § 79.
- (2) If two triangles have two sides of the one equal, respectively, to two sides of the other, and the third sides unequal, the triangle which has the greater third side has also the greater included angle. § 80.

9. THEOREMS ON THE PROPERTIES OF TRIANGLES.

- (1) In an isosceles triangle, the angles opposite the equal sides are equal. § 48.
- (2) The straight line which bisects the vertical angle of an isosceles triangle also bisects the base, and is perpendicular to the base. § 49.
- (3) An equilateral triangle is also equiangular. § 50.
- (4) If two angles of a triangle are equal, the sides opposite those angles are also equal. § 51.
- (5) An equiangular triangle is also equilateral. § 52.
- (6) If one side of a triangle is produced, the exterior angle so formed is greater than either of the two interior non-adjacent angles. § 59.
- (7) Any two angles of a triangle are together less than two right angles. § 60.
- (8) If a triangle has one right angle or one obtuse angle, the other two angles must be acute. § 61.
- (9) If two sides of a triangle are unequal, the angle opposite the greater side is greater than the angle opposite the less. § 63.
- (10) If two angles of a triangle are unequal, the side opposite the greater angle is greater than the side opposite the less. § 65.
- (11) In a right triangle the hypotenuse is the greatest side. § 66.

- (12) Any two sides of a triangle are together greater than the third side. § 70.
- (13) If one side of a triangle is produced, the exterior angle so formed is equal to the sum of the two interior non-adjacent angles. § 100.
- (14) The sum of the three angles of a triangle is equal to two right angles. § 101.
- (15) The line-segment joining the mid-points of two sides of a triangle is parallel to the third side and equal to half of it. § 130.
- (16) If from the mid-point of one side of a triangle there is drawn a straight line parallel to a second side, this line passes through the mid-point of the third side. § 133.
- (17) The medians of a triangle are concurrent. § 136.
- (18) The centroid of a triangle is a trisection point of each median. § 138.
- (19) The bisectors of the angles of a triangle are concurrent. § 139.
- (20) The perpendicular bisectors of the sides of a triangle are concurrent. § 140.
- (21) The straight lines drawn from the vertices of a triangle perpendicular to the opposite sides are concurrent. § 141.

10. THEOREMS ON PARALLEL LINES.

- (1) If two straight lines lying in one plane are such that a transversal makes a pair of alternate angles equal, or any pair of corresponding angles equal, these two lines are parallel. §§ 88, 89.
- (2) If two straight lines lying in one plane are such that a transversal makes a pair of interior angles, or a pair of exterior angles, on the same side of it supplementary, these two lines are parallel. § 90.
- (3) Two straight lines parallel to the same straight line are parallel to each other. § 92.
- (4) If two parallel straight lines are cut by a transversal, any two alternate angles, and any two corresponding angles, are equal. §§ 93, 94.
- (5) If two parallel straight lines are cut by any transversal, the interior angles, and also the exterior angles, on the same side, are supplementary. § 95.

11. THEOREMS ON CONVEX POLYGONS.

- (1) The sum of the interior angles of any convex polygon, together with four right angles, makes up twice as many right angles as the polygon has sides. § 116.

- (2) If the sides of a convex polygon are produced in order, the exterior angles so formed are together equal to four right angles. § 117.

12. THEOREMS ON PARALLELOGRAMS.

- (1) The opposite sides and the opposite angles of a parallelogram are equal. § 123.
- (2) Either diagonal of a parallelogram divides the figure into two superposable triangles. § 124.
- (3) The diagonals of a parallelogram bisect each other. § 126.
- (4) If two sides of a quadrilateral are parallel and equal, the figure is a parallelogram. § 127.
- (5) If both pairs of opposite sides of a quadrilateral are equal, the figure is a parallelogram. § 128.
- (6) If two parallelograms have two adjacent sides and the included angle of one equal, respectively, to two adjacent sides and the included angle of the other, the parallelograms are identically equal. § 129.

13. MISCELLANEOUS THEOREMS.

- (1) If two straight lines intersect, the vertical angles are equal. § 58.
- (2) Not more than two equal line-segments can be drawn from a given point to a given straight line. § 67.
- (3) If any pair of alternate angles formed by two straight lines and a transversal are unequal, or if any pair of corresponding angles are unequal, or if the interior angles on one side are not supplementary, the two lines are not parallel, and therefore will meet if produced. § 96.
- (4) If the boundaries of one angle are respectively parallel or perpendicular to the boundaries of another, these two angles are either equal or supplementary. § 105.
- (5) If the mid-points of the sides of any quadrilateral be joined in order, the figure so formed is a parallelogram, and the sum of the sides of this parallelogram equals the sum of the diagonals of the quadrilateral. § 131.

14. ON SYMMETRY.

- (1) If two figures are symmetrical with respect to a straight line, they are superposable by inversion. § 145.
- (2) A circle is symmetrical with respect to any of its diameters. § 146.

CHAPTER II

THE CIRCLE



SECTION I

DEFINITIONS AND PRELIMINARY THEOREMS

147. In the introductory chapter the following definitions were given :

A circle is a closed line all points of which are equally distant from a certain point within it called the **centre**.

The line-segment joining the centre to any point of the circle is called **a radius**, and a line-segment through the centre terminated both ways by the circle is called **a diameter**.

From these definitions it follows that all radii of the same circle are equal, and all diameters of the same circle are equal.

The distance from the centre of any point *inside* the circle is less than a radius, and of any point *outside* the circle is greater than a radius.

148. THEOREM I. *Two circles in a plane which have the same centre and equal radii coincide throughout.*

For, if there is any point of one circle which does not coincide with a point of the other, it must lie either inside or outside of the other, and hence its distance from the centre is either less or greater than a radius of the other. But this is not the case, since all radii of the same circle are equal by definition and radii of the two circles are assumed to be equal.

COROLLARY I. *Two circles in a plane which have the same centre and one point in common coincide throughout.*

For they have the same centre and equal radii, since the line joining their common point to the centre is a radius of each circle.

COROLLARY II. *Two circles which have equal radii can be made to coincide, and hence are identically equal; and conversely, equal circles have equal radii.*

149. THEOREM II. *Through a given point any number of different circles can be described.*

For, if A is the given point, we may choose any point O whatever for centre, and with radius OA describe a circle which passes through A .

Since a circle is a closed curve, two circles which intersect at one point must also intersect at a second point. (Art. 25.)

150. THEOREM III. *Through two given points any number of different circles can be described.*

Let A and B be the given points; then every point of the perpendicular bisector of the line-segment AB is equidistant from A and B (Art. 72). Choose any point O on this perpendicular bisector for centre, and the circle described with radius OA will pass through both A and B .

151. THEOREM IV. *Through three given points not in the same straight line, one and only one circle can be described.*

Let A , B , and C be the three given points. Then the locus of points equidistant from A and B is the perpendicular bisector of the line-segment AB , and the locus of points equidistant from B and C is the perpendicular bisector of the line-segment BC . These two loci have one (Art. 98) and only one common point; which point, O say, is equidistant from A , B , and C , and is the only such point.

With O as centre and with radius OA a circle may be described through A , B , and C , while no other circle can be

described through these three points, since no other point than O can be found for centre.

COROLLARY I. *Two circles which coincide at three points coincide throughout.*

For they must have the same centre and equal radii.

COROLLARY II. *Two different circles can have at most two points in common;*

Or, two circles can intersect in at most two points.

Incidentally in this article we have solved the problem :

To find the centre of the circle which passes through three given points, or of which at least three points are given.

This is the same problem as *To pass a circle through the three vertices of a triangle*, a thing which can always be done.

152. The questions arise :

Can a circle be described through three given points which lie in a straight line ?

If you should proceed as in the case where the three points do not lie in one straight line, in what particular would the construction fail ?

How many points of a straight line are equidistant from any given point ? (See Art. 67.)

THEOREM V. *A straight line can intersect a circle in at most two points;*

Or, what is the same thing, a straight line can have at most two points in common with any circle.

153. DEFINITIONS. Any portion of a circle terminated by two points is called an **arc** of the circle.

The straight line joining any two points of a circle, *i.e.* joining the extremities of an arc, is called a **chord** of the circle.

The chord is said *to subtend* the arc, the arc *to be subtended* by the chord.

Every chord subtends two arcs of the circle, one on either side of it, called the **greater** or **major arc** and the **lesser** or **minor arc**.

The two arcs subtended by any chord together make up the whole circle. Each of these arcs is called the **conjugate** of the other.

When we speak of the arc subtended by a given chord we shall always have in mind the lesser or minor arc unless the contrary is expressly stated.

154. The arc of a circle subtended by a diameter is called a **semicircle**.

Since a circle is symmetrical with respect to any of its diameters (Art. 146), a semicircle and its conjugate semicircle are equal. If you should fold the circle over, along the diameter, the two semicircles would coincide.

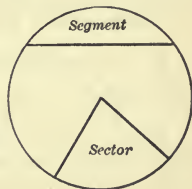
Hence any semicircle is half of a circle, and all semicircles belonging to the same or equal circles are equal.

155. THEOREM VI. *The perpendicular bisector of any chord of a circle passes through the centre.*

For it is the locus of points equidistant from the extremities of the chord, and the centre being equidistant from the extremities of the chord must lie on this locus.

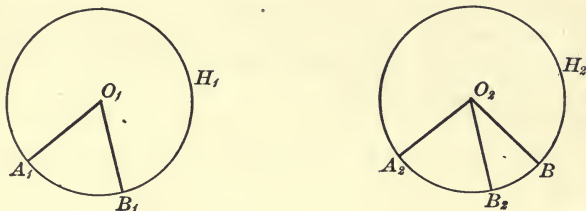
156. DEFINITIONS. The figure formed by an arc of a circle and its subtending chord is called a **segment** of the circle.

The figure formed by an arc and the two radii to its extremities is called a **sector** of the circle. The angle at the centre formed by two radii is called *the angle at the centre subtended by the intercepted arc, or by the chord of that arc.*



PROPOSITION I

157. *If in equal circles two angles at the centre are equal, the arcs subtending them are also equal; and of two unequal angles at the centre, the greater is subtended by the greater arc.*



In the equal circles $A_1B_1H_1$ and $A_2B_2H_2$, of which the centres are O_1 and O_2 ,

First, let the angle $A_1O_1B_1$ be equal to the angle $A_2O_2B_2$.

It is required to prove that the arc A_1B_1 is equal to the arc A_2B_2 .

Proof. Superpose the circle O_1 on the circle O_2 so that their centres coincide. Then the circles will coincide throughout, since by hypothesis they are equal, and every point of the one will coincide with a point of the other.

Further, make $\angle A_1O_1B_1$ coincide with its equal $\angle A_2O_2B_2$.

Since the radii of the two circles are equal, A_1 will coincide with A_2 , and B_1 with B_2 , so that the arc A_1B_1 will coincide with and be equal to the arc A_2B_2 .

Next, let the angle $A_1O_1B_1$ be greater than the angle $A_2O_2B_2$.

It is required to prove that the arc A_1B_1 is greater than the arc A_2B_2 .

Proof. As before, superpose the circle O_1 on the circle O_2 so that their centres coincide, and so that the radius O_1A_1 coincides with the radius O_2A_2 .

Since $\angle A_1O_1B_1$ is greater than $\angle A_2O_2B_2$, the radius O_1B_1 will not coincide with O_2B_2 , but will fall outside $\angle A_2O_2B_2$ in some position such as O_2B .

The arc A_1B_1 , which will coincide with the arc A_2B , will therefore overlap and be greater than the arc A_2B_2 .

158. COROLLARY. *If in the same circle two angles at the centre are equal, the arcs subtending them are also equal; and of two unequal angles at the centre, the greater is subtended by the greater arc.*

PROPOSITION II

159. *If in equal circles two arcs are equal, the angles at the centre which they subtend are also equal; and of two unequal arcs the greater subtends the greater angle at the centre.*

[This theorem is the converse of the theorem in Proposition I, and may be proved either indirectly or by superposition. The pupil should write out the proof by both methods.]

160. COROLLARY. *If in the same circle two arcs are equal, the angles at the centre which they subtend are also equal; and of two unequal arcs, the greater subtends the greater angle at the centre.*

EXERCISES

1. Every point of a chord of a circle, except its extremities, lies inside the circle.

Let O be the centre of the circle, A and B the extremities of the chord, E any other point of the chord. Prove that OE is less than OA .


2. Find the centre of a circle having given any arc of it.

3. What is the locus of the centres of circles passing through two given points?

4. Describe a circle that shall pass through two given points and have a given radius.

PROPOSITION III

161. *If in the same circle or in equal circles two arcs are equal, the chords subtending them are also equal; and of two unequal minor arcs, the greater is subtended by the greater chord.*



Let the pupil give a particular enunciation of the theorem, applying it to the diagram.

Suggestions for Proof. First, (a) equal arcs subtend equal angles at the centre. (Prop. II.)

(b) $\Delta s O_1A_1B_1$ and $O_2A_2B_2$ are identically equal. (Art. 41.)

(c) Therefore the chord A_1B_1 equals the chord A_2B_2 .

Next, (a) the greater arc subtends the greater angle at the centre. (Prop. II.)

(b) Apply Proposition XX, Ch. I, to the $\Delta s O_1A_1B_1$ and $O_2A_2B_2$.

Therefore . . .

162. COROLLARY. *If in the same circle, or in equal circles, two angles at the centre are equal, the chords subtending them are also equal; and of two unequal angles at the centre, both less than straight angles, the greater is subtended by the greater chord.*

EXERCISE. — Why is it necessary in this proposition and its corollary to assume that the unequal arcs are minor arcs, and that the unequal angles are less than straight angles?

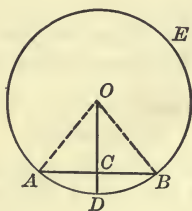
PROPOSITION IV

163. *If in the same circle, or in equal circles, two chords are equal, the arcs subtended by them are also equal; and of two unequal chords, the greater subtends the greater minor arc.*

164. COROLLARY. *If in the same circle, or in equal circles, two chords are equal, the angles at the centre which they subtend are also equal; and of two unequal chords, the greater subtends the greater angle.*

PROPOSITION V

165. *The straight line drawn from the centre of a circle perpendicular to a chord bisects the chord, and if produced, bisects the arc subtended by the chord.*



Let AB be any chord of the circle AEB whose centre is O , and OC a line drawn from O perpendicular to AB .

It is required to prove that OC bisects the chord AB at C , and if produced, bisects the arc AB at D .

Proof. Join OA and OB .

Δ s OAC and OBC are identically equal. Why?

Therefore $AC = BC$.

Also $\angle AOD = \angle BOD$.

Therefore arc $AD =$ arc BD . (Art. 158.)

166. COROLLARY I. *The straight line drawn from the centre of a circle to the mid-point of a chord is perpendicular to the chord.*

167. COROLLARY II. *The mid-points of a system of parallel chords all lie on a diameter perpendicular to the chords.*

For the diameter drawn to the mid-point of one chord is perpendicular to that chord (Cor. 1), and therefore to every chord of the system (Art. 97). Hence this diameter passes through the mid-point of every chord of the system.

168. COROLLARY III. *The straight line joining the centres of two intersecting circles bisects their common chord at right angles.*

SUGGESTION. Join the mid-point of the common chord with the centre of one circle. This line, if produced backward, will pass through the centre of the other circle. Why?

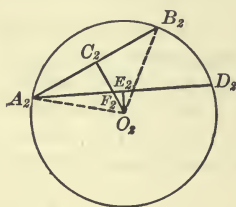
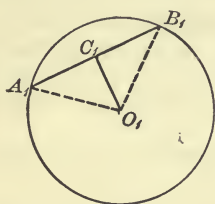
169. COROLLARY IV. *The diameter which bisects a chord also bisects the angle at the centre subtended by the chord.*

EXERCISES

1. If two chords of a circle intersect, they cannot both be bisected at their common point, unless that point is the centre.
2. Through a given point within a circle, not the centre, draw a chord which is bisected at that point. Is there more than one such chord?
3. Prove that the arcs of a circle which lie between two parallel chords are equal.
4. The straight line joining the mid-point of an arc of a circle and the mid-point of its chord is perpendicular to the chord, and will, if produced, pass through the centre of the circle.
5. The diameter which bisects an arc of a circle also bisects its chord at right angles.
6. Show how to bisect a given arc of a circle.
7. If a quadrilateral is inscribed in a circle, the perpendiculars to the sides at their mid-points meet in one point.

PROPOSITION VI

170. *In the same circle, or in equal circles, equal chords are equidistant from the centre; and of two unequal chords, the greater is nearer to the centre than the less.*



First, let O_1 and O_2 be the centres of two equal circles, A_1B_1 and A_2B_2 equal chords in them.

It is required to prove that the perpendiculars O_1C_1 and O_2C_2 from the centre upon the chords are equal.

Proof. The angles at the centre $A_1O_1B_1$ and $A_2O_2B_2$ are equal. Give reasons. Also $\angle A_1O_1C_1 = \angle A_2O_2C_2$. Why?

$\triangle A_1O_1C_1$ is identically equal to $\triangle A_2O_2C_2$. Prove.

Therefore $O_1C_1 = O_2C_2$.

Next, let the chord A_2D_2 be greater than the chord A_2B_2 .

It is required to prove that the perpendicular O_2C_2 upon the lesser chord is greater than the perpendicular O_2E_2 upon the greater chord.

Proof. Since the chord A_2D_2 is greater than the chord A_2B_2 , the arc A_2D_2 is greater than the arc A_2B_2 . (Prop. IV.)

If the chords be so placed as to coincide at one extremity and lie on the same side of the centre, the arc A_2D_2 will extend beyond the arc A_2B_2 , and the chord A_2B_2 will lie on the opposite side of A_2D_2 from the centre. Consequently, the perpendicular O_2C_2 will intersect the chord A_2D_2 at some point F_2 .

Now O_2C_2 is greater than O_2F_2 , and O_2F_2 is greater than O_2E_2 . Why? Therefore O_2C_2 is greater than O_2E_2 .

PROPOSITION VII

171. *In the same circle, or in equal circles, chords equidistant from the centre are equal; and of two chords unequally distant, the one nearer the centre is the greater.*

What is the relation of this proposition to Proposition VI?

The proof is left to the pupil, with the suggestion that the indirect method will probably be easiest.

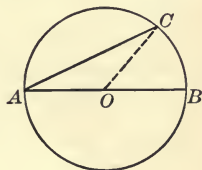
Thus, if in the first case, the chords are not equal, one or the other of them must be nearer the centre. Which? Prop. VI.

In the second case, if the one nearer the centre is not the greater, what?

172. COROLLARY. *A diameter is the greatest chord that can be drawn in any circle.*

This follows directly from the above proposition, or it may be shown otherwise, as follows:—

The diameter AB equals the sum of the radii AO and OC , which is greater than any chord AC , not a diameter.



EXERCISES

1. If an equilateral triangle is inscribed in a circle, the sides are equidistant from the centre.

2. If two chords of a circle which intersect make equal angles with the line joining their common point to the centre, show that the chords are equal.

3. A chord which is perpendicular to a radius is less than any other chord through their point of intersection.

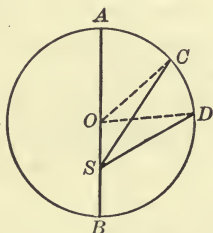
4. If from a point within a circle more than two equal straight lines can be drawn to the circle, that point must be the centre.

SUGGESTION.—Suppose that three equal lines can be drawn from the point, and show that the point is the intersection of two lines upon each of which the centre lies. See Art. 155.

5. Describe two concentric circles each of which passes through two given points, the first through A and B , say, and the second through C and D .

PROPOSITION VIII

173. *Of all line-segments which can be drawn to a circle from a point within it, not the centre, the greatest is that which passes through the centre, and the least is that which, if produced backward, would pass through the centre; and of any two others, the greater is that which makes the less angle with the greater segment of the diameter through the point.*



Let S be any point within a circle other than the centre, SA the line drawn from S through the centre to the circle, SB the line from S to the circle which, if produced backward, would pass through the centre, SC and SD any other straight lines from S to the circle, of which SC makes a less angle with the diameter through S than does SD .

It is required to prove (1) that SA is the greatest line from S to the circle, (2) that SB is the least line, and (3) that SC is greater than SD .

Proof. Join OC and OD .

First, SA equals the sum of SO and OC .

But the sum of SO and OC is greater than SC . Why?

Therefore SA is greater than SC , any other line drawn from S to the circle.

Next, SB equals the difference between SO and OC .

But the difference between SO and OC is less than SC .

(Ex. 3, p. 48.)

Therefore SB is less than SC , any other line drawn from S to the circle.

Lastly, if we rotate the line SC about S into the position SD , thereby increasing $\angle ASC$ (hypothesis), we at the same time increase $\angle AOC$ till it becomes $\angle AOD$.

Since $\angle AOC$ is less than $\angle AOD$, the supplementary $\angle SOC$ is greater than the supplementary $\angle SOD$, while the sides containing these angles are respectively equal.

Therefore SC is greater than SD . (Art. 79.)

174. COROLLARY. *From any point within a circle two equal straight lines can be drawn to the circle ; these make equal angles with the diameter through the point.*

EXERCISES

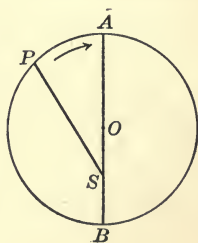
1. State and prove a theorem for a point without a circle similar to that of Proposition VIII.

2. If two circles intersect, any two parallel lines drawn through the points of intersection and terminated both ways by the circles are equal.

3. If two circles intersect, any two lines drawn through one point of intersection, making equal angles with the line of centres and terminated both ways by the circles, are equal.

4. If with the vertex of an isosceles triangle for centre a circle is described which cuts the base or the base produced, show that the segments of the base line intercepted between the extremities of the base and the circle are equal.

175. In Proposition VIII we saw that if from S , any point within a circle, not the centre, a straight line SP is drawn to the circle, and the line rotated about S in the way indicated by the arrowhead, while P traverses the circle, the magnitude SP will continuously increase till P reaches the point A . After this it will continuously decrease till P comes to coincide with B , when it will again begin to increase.



The magnitude SP is thus a **variable** quantity, varying *continuously* as the angle ASP varies *continuously*. It has a **maximum** value, viz. SA , and a **minimum** value, viz. SB .

If the point S is chosen *on* the circle, SP is a variable chord whose maximum value is a diameter and whose minimum value is zero.

SECTION II

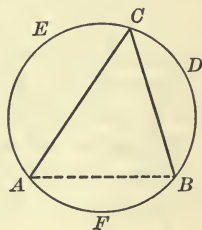
ANGLES INSCRIBED IN ARCS

176. DEFINITION. If a point is chosen on any arc of a circle, and the chords are drawn from it to the extremities of the arc, the angle between these chords is said to be **an angle in the arc**, or an angle inscribed in the arc, and the arc is said to **contain** the angle.

An angle in an arc is often spoken of as **an angle in the segment** formed by the arc and its chord, and the segment then is said to contain the angle.

The angle ACB is said to be inscribed *in the arc AEB*, or *in the segment AEB*; it is an angle at a point of the circle *subtended by the arc AFB*, or *subtended by the chord AB*.

Sometimes the expression 'an angle stands upon an arc' is used instead of 'is subtended by an arc.'



EXERCISE. In what arc is $\angle ABC$ inscribed? What arc does it subtend? What chord does it subtend?

177. DEFINITION. A polygon is said to be **inscribed** in a circle when its vertices lie on the circle; and the circle is said to be **circumscribed** about the polygon.

Each angle of an inscribed polygon is subtended by an arc of the circle, and is inscribed in the conjugate arc.

PROPOSITION IX

178. *An angle whose vertex is on a circle equals half the angle at the centre subtended by the same arc.*

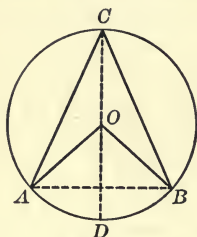


FIG. 1

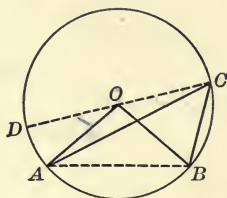


FIG. 2

Let AB be any arc of a circle, ACB an angle at the point C of the circle, and AOB the angle at the centre subtended by the same arc AB .

It is required to prove that the angle ACB equals half the angle AOB .

Proof. Draw CO and produce it to meet the circle at D .

$$\angle OCA = \angle OAC. \quad \text{Why?}$$

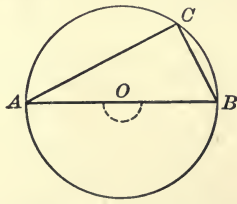
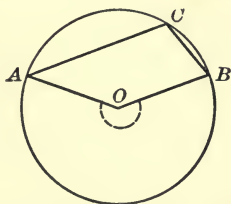
And $\angle AOD$ equals the sum of $\angle OAC$ and $\angle OCA$. (Art. 100.)

Therefore $\angle ACO$ equals half of $\angle AOD$.

Similarly $\angle BCO$ equals half of $\angle BOD$. Prove.

Therefore the sum (Fig. 1), or difference (Fig. 2), of $\angle ACO$ and $\angle BCO$ equals half the sum, or difference, of $\angle AOD$ and $\angle BOD$.

That is, $\angle ACB$ equals half of $\angle AOB$.



If the arc subtending the angle is greater than a semicircle, then the angle at the centre becomes the reflex angle AOB ;

and if the arc is a semicircle, the angle at the centre becomes the straight angle AOB . The same method of proof will show that the theorem holds in these cases as well as in the cases treated in the proposition.

179. COROLLARY I. *An angle in a semicircle is a right angle.*

For it is half of a straight angle. Prove also by joining the centre with the vertex C .

180. COROLLARY II. *An angle in an arc greater than a semicircle is acute, and an angle in an arc less than a semicircle is obtuse.*

181. COROLLARY III. *All angles in a circle subtended by the same arc, or by equal arcs, are equal ;*

Or in other words, *all angles inscribed in the same segment, or in equal segments, of a circle are equal.*

For they are all equal to half of the same angle at the centre of the circle.

182. COROLLARY IV. *Equal angles on the same base, and on the same side of it, have their vertices on an arc of a circle of which the given base is the chord.*

If ACB and ADB are equal angles on the same side of AB , the circle passing through A , C , and B , must also pass through D . For if not it will cut AD at some other point as E . Then $\angle AEB$ will equal $\angle ACB$.

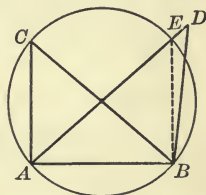
(Cor. III.)

But $\angle AEB$ is greater (or less) than $\angle ADB$.

(Art. 59.)

Therefore $\angle ACB$ is not equal to $\angle ADB$, contrary to hypothesis.

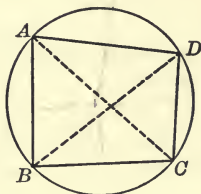
Therefore, etc.



183. COROLLARY V. *The circle described upon the hypotenuse of a right triangle as diameter passes through the vertex of the right angle.*

PROPOSITION X

184. *The opposite angles of any convex quadrilateral inscribed in a circle are supplementary.*



Let $ABCD$ be any convex quadrilateral inscribed in a given circle.

It is required to prove that the angles BAD and BCD , also that the angles ABC and ADC are supplementary.

Proof. Join AC and BD .

$$\angle BAC = \angle BDC; \text{ also } \angle DAC = \angle DBC. \quad \text{Why?}$$

Therefore the sum of $\sphericalangle BAC$ and DAC equals the sum of $\sphericalangle BDC$ and DBC .

That is, $\angle BAD$ equals the sum of $\sphericalangle BDC$ and DBC .

But the sum of $\sphericalangle BDC$ and DBC is the supplement of $\angle BCD$. Why?

Therefore $\angle BAD$ is the supplement of $\angle BCD$.

That the angles ABC and ADC are supplementary may be proved in the same way, or it follows directly from the fact that the sum of the interior angles of any quadrilateral is equal to *four* right angles.

CONVERSELY. *If two opposite angles of a convex quadrilateral are supplementary, its four vertices lie on a circle.*

DEFINITION. Four points which lie on the same circle are said to be **concylic**.

Alternative Proof of Proposition X.

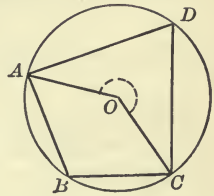
To prove that of the inscribed quadrilateral $ABCD$, $\sphericalangle ABC$ and ADC are supplementary.

$\sphericalangle ADC$ equals half of $\sphericalangle AOC$, O being the centre of the circle. (Prop. IX.)

$\sphericalangle ABC$ equals half of the reflex angle AOC .

The sum of $\sphericalangle ABC$ and ADC equals half of the sum of the two angles at O , *i.e.* half of four right angles.

Therefore the sum of $\sphericalangle ABC$ and ADC equals two right angles, or $\sphericalangle ABC$ and ADC are supplementary.



EXERCISES

1. If a parallelogram is inscribed in a circle it must be a rectangle.

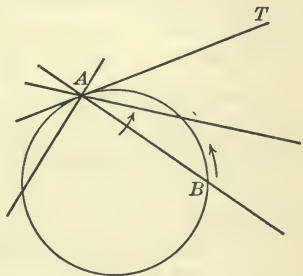
SECTION III

SECANTS AND TANGENTS

185. DEFINITION. An unlimited straight line which intersects a circle in two points is called a **secant** of the circle.

186. If a secant AB of any circle is rotated about one of its points of intersection A , the other point of intersection B will move along the circle till it comes to coincide with A , and then if the rotation is continued will reappear on the other side of A .

In that position of the secant in which the two points of intersection coincide the straight line is said to **touch** the circle, or to be **tangent** to it, and the common point of the line and circle is called the **point of contact**. The line itself is called a **tangent** to the circle.

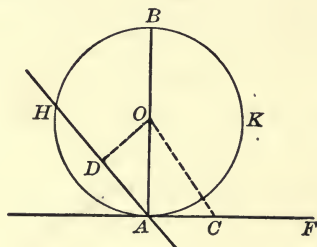


DEFINITION. A tangent to a circle is a straight line which meets the circle, but which when produced does not cut it.

In consequence of this definition every point of a tangent to a circle lies outside the circle except the point of contact.

PROPOSITION XI

187. *The perpendicular to a diameter of a circle at one extremity is a tangent to the circle; and any other straight line through that extremity will cut the circle at a second point.*



Let AKB be any circle, O its centre, AB a diameter, AF a straight line perpendicular to the diameter at the point A , and AH any other straight line through A .

It is required to prove, (1), that AF is a tangent to the circle, and (2), that AH will meet the circle at a second point and consequently is not a tangent.

Proof. First, choose any point C in AF , and join OC .

Since AF is perpendicular to AB , OC is greater than OA .

Hence C lies outside the circle.

Since AF meets the circle at A , while every other point of it lies outside the circle, it is a tangent by definition.

Next, draw OD perpendicular to AH , meeting AH at D .

Then OD is less than OA , so that D lies within the circle, and AD produced must meet the circle a second time. (Art. 25.)

Hence AH is not a tangent to the circle.

188. COROLLARY I. *At any point of a circle there can be drawn one and only one tangent.*

For at the extremity of the diameter through the point there can be drawn one and only one perpendicular to this diameter.

189. COROLLARY II. *Any tangent to a circle is perpendicular to the radius drawn to the point of contact.*

For, if not, it must cut the circle at a second point.

190. COROLLARY III. *The centre of a circle lies on the perpendicular to a tangent drawn from the point of contact.*

For the straight line joining the centre to the point of contact is perpendicular to the tangent, and there can be only one perpendicular to the tangent drawn from the point of contact.

191. COROLLARY IV. *The straight line drawn from the centre of a circle perpendicular to a tangent meets it at the point of contact.*

192. COROLLARY V. *The tangent to a circle at the mid-point of any arc is parallel to the chord of the arc.*

For it is perpendicular to the radius drawn to its point of contact, and the chord is also perpendicular to this radius.

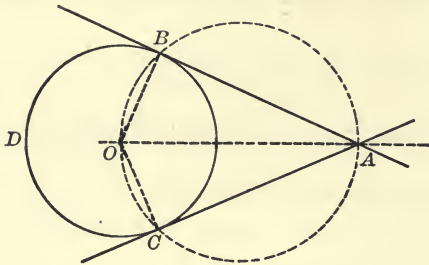
(Ex. 5. p. 106.)

EXERCISES

1. Draw a tangent to a circle from a given point on the circle.
2. Draw a tangent to a circle which shall be (1) parallel to a given straight line; (2) perpendicular to a given straight line. How many such tangents can be drawn?
3. Draw a tangent to a circle which shall make a given angle with a given straight line. How many such tangents can be drawn?
4. A straight line will intersect, touch, or lie wholly outside of a given circle according as its distance from the centre is less than, equal to, or greater than a radius of the circle.

PROPOSITION XII

193. *To draw a tangent to a circle from a given point without it.*



Let BCD be any given circle whose centre is O , and let A be any point without it.

It is required to draw from A a straight line tangent to the given circle.

Construction. Join AO , and upon AO as diameter describe a circle intersecting the given circle at B and C . Join AB .

Then AB is a tangent to the given circle.

Proof. Join OB . $\angle OBA$ is a right angle. Why?

Therefore AB is tangent to the given circle at B . (Prop. XI.)

Similarly AC is tangent to the given circle at C .

194. COROLLARY. *The segments of two tangents to a circle which lie between their point of intersection and their points of contact are equal, and make equal angles with the line joining their intersection to the centre of the circle.*

SUGGESTION. In the above diagram prove AB equal to AC , and $\angle BAO$ equal to $\angle CAO$.

Sometimes, when no misunderstanding is likely to arise, the segment of a tangent lying between the point of contact and the point A from which it is drawn will be spoken of as the tangent from A . In that case the above corollary may be stated as follows:

COROLLARY. *The two tangents to a circle drawn from any outside point are equal, and the straight line from the point to the centre of the circle bisects the angle between them.*

DEFINITION. The straight line joining the points of contact of two tangents is called their **chord of contact**.

195. From the above construction two tangents can be drawn to a circle from any outside point, and the question immediately arises, can more than two tangents be drawn from the same point ?

Suppose in the above diagram another straight line be drawn through A meeting the given circle at a point E , different from B or C .

Then if AE is also tangent to the circle, $\angle OEA$ is a right angle, and the circle whose diameter is AO would pass through E (Art. 183), and would therefore intersect the given circle at E .

But this is impossible since this circle already intersects the given circle at two points, B and C . (Art. 151.)

Therefore no third tangent can be drawn through a given point.

Hence the theorem,

Two tangents and only two can be drawn to a circle from an outside point.

196. A polygon is said to be **circumscribed** about a circle when its sides are all tangent to the circle; and the circle is said to be **inscribed** in the polygon.

If a triangle is circumscribed about a circle, the bisector of any of its angles passes through the centre of the circle (Art. 194).

Hence to solve the problem :

To inscribe a circle in a given triangle,

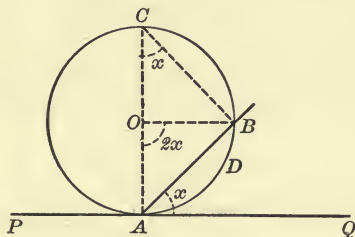
you need only to bisect two of the angles of the triangle, and the point of intersection of these bisectors will be the centre of the required circle. For each bisector is the locus of points equidistant from two sides of the triangle, hence their point of intersection is equidistant from all three sides.

EXERCISES

1. The angle between any two tangents to a circle is supplementary to the angle between the radii drawn to their points of contact.
2. If a quadrilateral is circumscribed about a circle, the sum of two opposite sides is equal to the sum of the other two opposite sides.
3. If a parallelogram is circumscribed about a circle it must be a rhombus and its diagonals must pass through the centre.
4. The diameter through the intersection of two tangents bisects their chord of contact at right angles.
5. Prove that the chord which joins the points of contact of two parallel tangents to a circle is a diameter.
6. If a circle is described upon one side of an isosceles triangle as diameter, show that it will pass through the mid-point of the base.
7. Construct a right triangle having given the hypotenuse and one side.
8. If ABC is a triangle whose vertices lie on a circle and AD bisects the angle at A meeting the circle again at D , show that the diameter through D bisects BC at right angles.
9. If the opposite sides AB and CD of a quadrilateral $ABCD$ inscribed in a circle are produced to meet in E , the triangles AEC and DEB are equiangular, as are also the triangles AED and CEB .
10. Divide a circle into two arcs such that the angle contained by one shall be twice the angle contained by the other.
11. Chords of a circle whose centre is O pass through a fixed point P ; show that the locus of the mid-points of the chord is a circle whose diameter is OP .
12. Two circles intersect at the points A and B , and a straight line PAQ is drawn through A cutting the circles at P and Q , respectively. Show that if the circles are equal the chords PB and QB are equal, and conversely, if PB and QB are equal the circles must be equal.
13. If a circle is inscribed in a right triangle, the sum of its diameter and the hypotenuse of the triangle is equal to the sum of the other two sides.

PROPOSITION XIII

197. *The angle formed by a tangent to a circle and a chord through its point of contact equals half the angle at the centre, subtended by the intercepted arc.*



Let O be the centre of the given circle, PQ a tangent at A , and AB a chord.

It is required to prove that the angle QAB equals half the angle AOB at the centre, subtended by the arc AB .

Proof. Draw the diameter AO , meeting the circle a second time at C , and join BO and BC .

$\angle BAQ$ is the complement of $\angle BAC$. Why?

$\angle ACB$ is also the complement of $\angle BAC$. Why?

Therefore $\angle BAQ$ equals $\angle ACB$.

But $\angle ACB$ equals half of $\angle AOB$.

(Prop. IX.)

Therefore $\angle BAQ$ equals half of $\angle AOB$.

Show in a similar manner, or otherwise, that the angle PAB equals half of the reflex angle AOB .

198. COROLLARY. *The angle between a tangent to a circle and a chord through its point of contact is equal to any angle inscribed in the segment on the opposite side of the chord.*

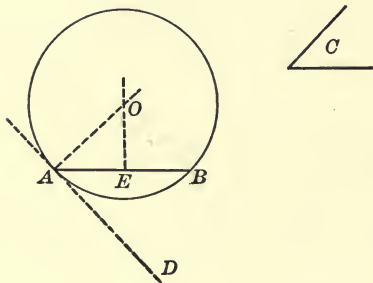
By 'the intercepted arc' is meant the arc falling within the angle. Thus, if we have in mind $\angle QAB$ as the angle between the tangent and

the chord, the intercepted arc is the *minor* arc AB ; but if we think of $\angle PAB$ as the angle between the tangent and the chord, the intercepted arc is the *major* arc AB .

The corollary states that $\angle QAB$ equals any angle inscribed in the segment ACB , and that $\angle PAB$ equals any angle inscribed in the segment ADB .

PROPOSITION XIV

199. *On a given line-segment as chord, to construct an arc of a circle which shall contain a given angle.*



Let AB be the given line-segment, and C the given angle.

It is required to construct on AB an arc of a circle which shall contain an angle equal to the angle C .

Construction. From one extremity of the given line-segment draw a straight line AD making $\angle BAD$ equal to the given angle C .

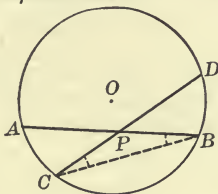
AB is to be the chord of the required arc, and if AD were a tangent the given angle would be equal to the angle between a tangent and chord of the required circle.

The problem then becomes: To describe a circle tangent to AD at A and passing through B .

Find the centre of such a circle and complete the problem, giving references to all theorems employed.

PROPOSITION XV

200. *The angle formed by two secants which intersect within a circle is equal to the sum of the two angles whose vertices are on the circle, and which are subtended by the intercepted arcs.*



Let AB and CD be any two secants of a circle intersecting at P within the circle.

It is required to prove that the angle APC is equal to the sum of the angles at points of the circle, subtended by the arcs AC and BD .

Proof. Join BC . Then $\angle APC$ equals the sum of $\angle s$ PBC and BCP . Why?

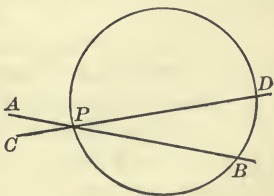
But $\angle PBC$, or $\angle ABC$, has its vertex on the circle and is subtended by the arc AC .

And $\angle BCP$, or $\angle BCD$, is subtended by the arc BD .

Therefore, etc.

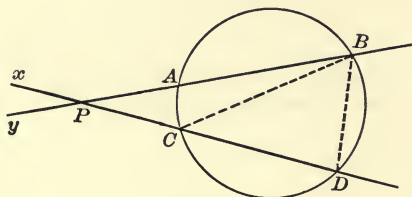
In just the same way it can be shown that the supplementary angle APD equals the sum of the angles subtended by the arcs AD and BC .

201. If the point of intersection P lies on the circle one of the intercepted arcs vanishes, but the theorem as stated for an internal point is still true. For $\angle APC$, or its vertical angle, is subtended by the arc BD , while $\angle APD$ equals the sum of the angles whose vertices are on the circle and which are subtended by the arcs BP and PD . This will readily be seen if you join BD .



PROPOSITION XVI

202. *The angle formed by two secants which intersect without a circle is equal to the difference between the two angles whose vertices are on the circle and which are subtended by the intercepted arcs.*



Let AB and CD be any two secants of a circle, intersecting at P , without the circle.

It is required to prove that the angle APC is equal to the difference between the angles at points of the circle, subtended by the arcs AC and BD .

Proof. Join BC . Then $\angle APC$ equals the difference between $\angle s ABC$ and BCD . (Art. 100.)

But $\angle ABC$ is subtended by the arc AC .

And $\angle BCD$ is subtended by the arc BD .

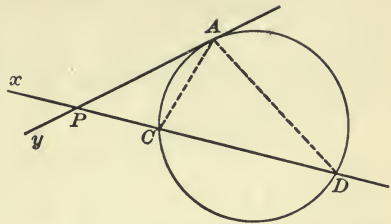
Therefore, etc.

In this case the supplementary angle APx equals the sum, not the difference, of $\angle s ABD$ and BDC , or the sum of the angles subtended by the arcs AD and BC .

EXERCISES

1. Construct a triangle having given the base, the vertical angle, and one side. What is the limitation on the length of this side?
2. Construct a triangle having given the base, the vertical angle, and the altitude. What is the limitation upon the altitude?
3. Construct a triangle having given the base, the vertical angle, and the sum of the sides.

203. Suppose one of the secants AB becomes a tangent at A , the two intersection points A and B thus coinciding at A . Then $\angle APC$ between the tangent and the secant equals the difference between $\angle ACD$ and $\angle CAP$. But $\angle ACD$ is subtended by the intercepted arc AD , or BD since A and B coincide; and $\angle CAP$ equals an angle subtended by the intercepted arc AC . (Prop. XIII.)



Hence, just as in the case of two secants, we have,

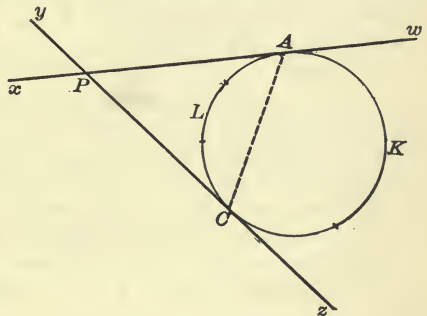
THEOREM. *The angle between a tangent and a secant equals the difference between the angles whose vertices are on the circle and which are subtended by the intercepted arcs.*

The supplementary angle APx equals the sum of $\angle s PAD$ and PDA .

But $\angle PAD$ equals an angle subtended by the arc ACD , while $\angle PDA$ is subtended by the arc AC .

That is, the supplementary angle APx equals the sum of the angles subtended by the arcs AD and AC (or BC), just as in the case of the two secants.

Suppose, finally, that both secants become tangents, the intersection points A and B coinciding at A , while C and D coincide at C .




Then $\angle APC$ equals the difference between $\angle s ACz$ and PAC , i.e. equals the difference between the angles subtended by the arcs AKC and ALC . And $\angle APy$ equals the sum of $\angle s PAC$ and PCA , i.e. equals twice the angle subtended by the arc ALC .

PRINCIPLE OF CONTINUITY

204. The preceding discussion of the different phases of Propositions XV and XVI leads us to the consideration of a principle which is generally recognized in geometry as fundamental. We shall take up in the first place some very simple illustrations of the principle and then proceed

to more complicated ones, such as are involved in the theorems just considered.

1. Suppose we have given any line-segment AB marked out on an unlimited straight line m . If we choose a point C on this line between A




and B , we say that the line-segment AB equals the sum of the line-segments AC and CB .

Or, expressed algebraically,

$$AB = AC + CB.$$

This is true no matter where the point C is chosen between A and B , or if C coincides with either A or B , for in the latter case one of the segments becomes zero and the other equals AB .

If, however, C is chosen on the line m , not *between* A and B , we



are accustomed to say that the line-segment AB equals the difference between the line-segments AC and BC ,

Or, expressed algebraically,

$$AB = AC - BC.$$

In order to avoid the necessity of varying the statement for different positions of the point C , it is convenient to think of a line-segment AB as having a definite *sense*, *i.e.* as though it started at A and ran to B . The line-segment BA would then run in the opposite *sense*.

If we attach the algebraic term *positive* to the line-segment AB , then the line-segment BA should be thought of as *negative*, since *positive* and *negative* always indicate opposites in sense.

Thus the line-segment $AB = -$ the line-segment BA ,

and " " " $BA = -$ " " " AB .

So for any line-segment whatever $PQ = - QP$.

With this understanding, the expression $AC - BC$ is just the same as $AC + CB$.

Hence, if we attach to a line-segment a distinguishing sign, *positive* or *negative*, according as it is traversed in the one *sense* or in the other, no matter where the point C may be chosen upon the unlimited straight line, whether between A and B or not, it is always true that

$$AB = AC + CB.$$

So also, no matter how the points M, N, P , may be placed upon a straight line,

$$MN + NP = MP,$$

or expressed in words, the *result* of going from M to N and then from N to P is the same as going from M to P .

So again for any four points P, Q, R, S , upon a straight line,

$$PQ + QR + RS = PS,$$

or

$$PR + RS + SQ = PQ.$$

Many theorems in geometry consist simply of a statement of some relation among the parts of a geometrical figure, and the principle to which we have referred affirms that this relation, once true and properly interpreted, remains true when the figure changes *continuously* from one form to another, subject to the conditions under which it was first described. For this reason the principle is called the **principle of continuity**.

Thus in the case just considered

$$AB = AC + CB$$

when C lies on the line m between A and B . The *principle of continuity* affirms that this relation remains true when C moves *anywhere* along the line m , if the signs of the segments be taken into account.

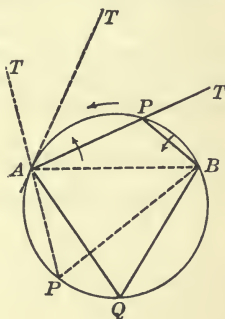
2. In Proposition X we proved that if $AQB P$ is a convex quadrilateral inscribed in a circle, the angles BQA and BPA are supplementary, and it follows immediately that $\angle BPT$ equals $\angle BQA$.

Now suppose in the figure that the points A, Q, B , remain fixed while P moves along the circle toward A , and finally coincides with A . During this motion $\angle BPA$ remains constant (Prop. IX, Cor. III), as does also $\angle BPT$. When P comes to coincide with A , AP becomes the tangent at A , and BP takes the position BA and $\angle BPT$ falls into the position of $\angle BAT$.

But $\angle BPT = \angle BQA$.

Therefore $\angle BAT = \angle BQA$.

This last statement, however, is nothing else than the theorem of Proposition XIII. So, by letting the secant AT vary continuously till it takes the position of a tangent, we pass from the theorem of Proposition X to that of Proposition XIII. In other words, Proposition XIII is merely a special case of Proposition X.

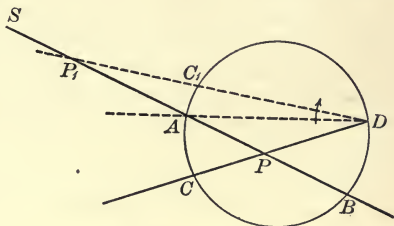


If the rotation of the secant AT is continued beyond the position of a tangent, $\angle s BPT$ and BQA become angles in the same segment.

During the process our figure has changed its form continuously, and the theorem with which we started has developed forms which were at first considered to be different, but which we now see to be merely different phases of the same theorem.

3. Now turn to Proposition XV. The theorem states that $\angle BPD$ equals the sum of the angles whose vertices are on the circle and which are subtended by the arcs BD and AC , and it was shown in connection with this proposition that $\angle APD$ equals the sum of the angles subtended in the same way by the arcs AD and BC .

It should be noticed that the arcs mentioned above have been named in each case, starting from the points A and B ; also that if we think of an *initial* and a *terminal* point of an arc, as we did of a line-segment, then AC and BD run round the circle in the same sense; so also do AD and BC .



Suppose now we make an agreement as to the signs to be attached to arcs, similar to that which was made upon line-segments, viz., arcs which run round the circle *in the same sense* shall have the *same sign*, while arcs which run round the circle *in opposite senses* shall have *opposite signs*.

So also angles subtended by arcs of the same sign shall be of the same sign, while angles subtended by arcs of opposite signs shall be of opposite signs.

In the figure before us let us hold the points A, B, D , fixed and rotate the line DC about D in the sense indicated by the arrowhead. Then C will move along the circle toward A till it coincides with A , and will then pass to the other side. The intersection point P of the two secants must move out along BA till it likewise coincides with A and will then go beyond.

To start with we have these two relations from Proposition XV.

$$\angle DPB = \text{angle subtended by arc } DB + \text{angle subtended by arc } CA.$$

$$\angle DPA = \text{angle subtended by arc } DA + \text{angle subtended by arc } CB.$$

When, by the rotation of DC , C comes to coincide with A , the arc CA vanishes, but the two relations are easily seen to remain true.

If C passes beyond A into the position C_1 , say, so that P goes outside the circle, the arcs C_1A and DB have opposite signs, and the angles subtending them must also be considered as having opposite signs. The algebraic sum on the right of the first relation then becomes the numerical difference of the angles, and the relation expressed becomes the same as that stated in Proposition XVI.

As P passes outside the circle, the arcs CB and DA overlap, but remain of the same sign. So the second relation is unaltered for Proposition XVI.

The figure is capable of still further variation which would serve to develop the other special cases given under Proposition XVI. For instance, when the point P is outside, we might hold P fixed, and rotate PD till it becomes a tangent. The arcs AC and BD still have opposite signs, while AD and BC have the same signs, etc.

Thus by making application of the principle of continuity, and by suitable conventions as to sign, Proposition XVI and the special cases which were considered under it, are shown to be simply modifications of Proposition XV. And so it frequently happens that propositions which are at first glance very different, can, by the application of the principle of continuity, be harmonized under one general statement.

EXERCISES

1. If from the point of contact of a tangent to a circle, a chord is drawn, the perpendiculars from the mid-point of either of the arcs so formed to the chord and the tangent are equal.

2. ABC is a triangle inscribed in a circle, and from any point D in BC a straight line DE is drawn parallel to CA , meeting the tangent at A in E . Show that a circle may be described through the four points A, E, B, D .

3. Two circles intersect at A and B , and through A two straight lines PAQ and RAS are drawn cutting one circle in P and R , respectively, and the other in Q and S . Show that if the chord PR is equal to the chord QS , the circles must be equal; and conversely, that if the circles are equal the chords PR and QS will be equal.

4. Prove that the line bisecting any interior angle of a quadrilateral inscribed in a circle and the line bisecting the opposite exterior angle intersect on the circle.

5. Prove that the straight lines which bisect the vertical angles of all triangles having the same base and equal vertical angles, have one point in common.

SECTION IV

CIRCLES IN CONTACT

205. DEFINITION. Two circles are said to **touch** each other, or to **be in contact**, when they have a common tangent at a common point.

This common point is called the **point of contact**.

PROPOSITION XVII

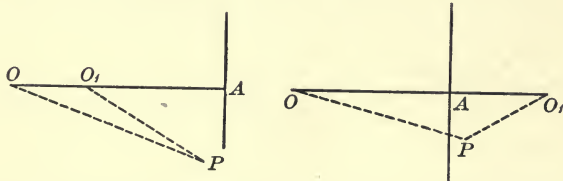
206. *When two circles touch each other their point of contact and their two centres lie in a straight line.*

For the perpendicular to their common tangent at the point of contact must pass through the centre of each circle.

(Prop. XI. Cor. III.)

PROPOSITION XVIII

207. *Two circles which touch each other can have no other point in common than the point of contact.*



By the preceding theorem the point of contact and the two centres are collinear.

The two centres cannot coincide, for then the circles would be identical, having a common centre and a common point.

Two cases must then be considered, according as the centres lie (1) on the same side, (2) on opposite sides of the point of contact.

Let O and O_1 be the centres of the two circles, and let A be their point of contact.

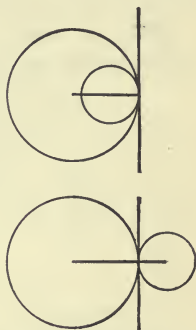
If possible, let P be another point common to the two circles.

Then $OA = OP$, and $O_1A = O_1P$.

Hence in either of the two possible cases, one side of the triangle OPO_1 must equal the sum of the other two sides, which is impossible.

Therefore, two circles tangent at A can have no other common point.

When the two centres lie on the same side of the common tangent, the circles are said to have **internal contact**, or to touch each other internally; when the centres lie on opposite sides the circles have **external contact**, or touch each other externally.



In the first case one circle lies inside of the other, in the second case each lies outside of the other.

208. COROLLARY. *If two circles have a common point on their line of centres, they must have a common tangent at that point.*

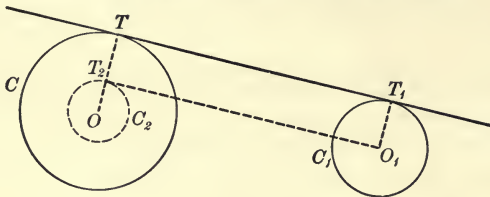
For the tangent to either circle at that point is perpendicular to the line of centres and the two tangents must therefore coincide. That is the two circles have a common tangent at that point.

EXERCISES

- Two circles touch each other externally or internally at a point, and through that point a straight line is drawn to cut the two circles. If the points of intersection be joined to the respective centres, the two straight lines so drawn will be parallel.
- If the distance between the centres of two circles is equal to the sum of their radii, the two circles must touch each other externally.
- If the distance between the centres of two circles is equal to the difference of their radii, the two circles must touch each other internally.
- Describe a circle passing through a given point and touching a given circle at a given point.

PROPOSITION XIX

209. *To draw a common tangent to two given circles, each of which lies wholly outside of the other.*



Let C and C_1 be the given circles, O and O_1 their centres, and suppose the radius of C greater than the radius of C_1 .

It is required to draw a straight line which shall touch both of these circles.

Construction. With centre O and radius equal to the difference between the radii of C and C_1 describe a circle C_2 .

From O_1 draw a tangent to C_2 , the point of contact being T_2 .

[Notice that two such tangents can be drawn.]

Join OT_2 and produce to meet C at T .

From O_1 draw a radius of C_1 , viz. O_1T_1 , parallel to OT , and on the same side of the line of centres.

Draw the straight line TT_1 , which shall be the required common tangent.

Proof. The quadrilateral $TT_1O_1T_2$ is a parallelogram. Show why.

The angle O_1T_2T is a right angle. Why?

Therefore the straight line TT_1 is perpendicular to a radius of each of the given circles at points T and T_1 of the circles.

It is therefore tangent to both circles.

EXERCISES

1. Show that by drawing the other tangent from O_1 to the circle C_2 , a second common tangent to the two given circles could be found.

2. Show that by drawing a circle C_3 with centre O_1 instead of O , and with radius equal to the *sum* of the radii of the given circles, and also by drawing the parallel radii on opposite sides of the line of centres, two other common tangents to the given circles could be found.

The two common tangents first drawn are called the **direct common tangents**, the other two the **transverse common tangents**.

3. Show that when the two given circles are equal the direct common tangents are parallel. How does the construction differ in this case?

4. Show that when the two given circles are in contact, the centre O lies upon the circle C_3 (as drawn to obtain the transverse tangents); and that when the given circles intersect, the centre O lies within the circle C_3 .

Hence, when the two given circles are in contact, the two transverse common tangents coincide and become the common tangent at the point of contact; and when the two given circles intersect, the transverse common tangents cannot be drawn.

5. If in any two given circles which are in contact there be drawn two parallel diameters, the point of contact and an extremity of each diameter lie in the same straight line.

SUGGESTION. Draw the line of centres, and join an extremity of each diameter to the point of contact. Show that the two lines so drawn make equal angles with the line of centres.

6. If two circles have a common point not on the line of centres, the circles must intersect at that point, and also at another point which is situated symmetrically with it relative to the line of centres.

SUGGESTION. The foot of the perpendicular from the common point to the line of centres lies inside of both circles; hence the circles must intersect.

7. Two circles touch each other internally or externally at the point A , and through A two straight lines are drawn cutting one circle in P and R , respectively, and the other circle in Q and S . Show that PR is parallel to QS .

8. Two circles touch one another at the point A , and have a common tangent meeting them at the points B and C , respectively. Show that the circle whose diameter is BC passes through A . Show also that if the lines BA and CA are produced to cut the circles again at C' and B' , respectively, the lines BB' and CC' will be diameters.

SUGGESTION. If the common tangent at A intersects the common tangent BC at M , $MA = MB = MC$ (Art. 194). Therefore $\angle BAC$ is a right angle.

MISCELLANEOUS EXERCISES

1. All chords of the greater of two given concentric circles which are tangent to the smaller are equal.

2. What is the locus of the centres of circles touching two given straight lines which intersect?

3. Describe a circle of given radius which shall touch two given intersecting straight lines. Show that there are four such circles.

4. A circle is described on the radius of another as diameter. Prove that any chord of the greater circle drawn through their point of contact is bisected by the lesser circle.

5. Through a point of intersection of two given circles draw the greatest possible line-segment which is terminated both ways by the circles.

6. If AB and CD are two equal chords in a circle, prove that of the two pairs of straight lines AD, BC , and AC, BD , one pair are equal and the other parallel.

7. Given two circles and a tangent to each, these being parallel; if the points of contact of the tangents be joined by a straight line, the tangents at the points where this straight line cuts the circles a second time are also parallel.

8. Two radii of a circle are at right angles and when produced are cut by a straight line which touches the circle. Show that the other tangents drawn from the points of intersection with the radii are parallel.

9. If two circles touch each other and a chord be drawn through the point of contact, the tangents at the other points where the chord meets the circles are parallel.

10. From all the points of a circle equal and parallel line-segments are drawn in the same direction. What is the locus of their extremities?

11. From any point within a circle straight lines are drawn to the circle; show that the locus of their mid-points is a circle. What would be the locus of the mid-points if the lines were drawn from a point on or outside the circle?

12. Let AB be any diameter of a circle whose centre is O , and let C be any point on this diameter produced. Through C draw any secant cutting the circle at D and E . If the exterior part CD of this secant is equal to a radius of the circle, show that the angle EOA is three times the angle DOB .

13. What is the locus of the mid-points of equal chords of a circle?
14. If two equal chords of a circle are produced to meet outside the circle, prove that the exterior parts are equal. What is the corresponding property when the chords intersect inside the circle? Notice the principle of continuity.
15. What is the locus of the centres of circles of constant radius which touch a given circle?
16. A straight line is drawn intersecting two concentric circles. Show that the line-segments intercepted between the circles are equal.
17. Circles are described on the sides of a quadrilateral as diameters. Show that the common chord of the circles described on two adjacent sides is parallel to the common chord of the other two circles.
18. If AB and $A'B'$ are two equal line-segments lying in a plane, but not parallel, find a point O such that if the line AO be rotated about it through a certain angle, A will coincide with A' and at the same time B with B' .
19. Three circles touch one another externally (each touching the other two), at the points A, B, C ; the straight lines AB, AC , are produced to meet the circle BC at D and E . Show that DE is a diameter of this circle parallel to the line of centres of the other two circles.
20. If AB is a fixed diameter, and DE an arc of constant length in a given circle, and the lines AE, BD intersect at P , show that the angle APB is constant.
21. Three concurrent straight lines make fixed angles with each other. If they be moved so that two of them constantly pass through fixed points, the third must also pass through a fixed point.
22. A triangle is inscribed in a circle. Show that the sum of the angles contained in the three arcs subtended by the sides is equal to four right angles.
23. If ABC is any triangle and a circle is described through the vertices B and C , cutting the sides BA and CA , at the points P and Q , prove that PQ is parallel to a fixed straight line.
24. If E is a point on one of the diagonals AC of a parallelogram $ABCD$, and circles are described about DEA and BEC , show that the other point of intersection of these two circles must lie on BD .
25. If through P , any point on one of two circles which intersect at A and B , the straight lines PA and PB are drawn to meet the other circle at Q and R , prove that the arc QR is of constant length, or that the length of QR is independent of the position of the point P .

SUMMARY OF CHAPTER II

1. DEFINITIONS.

- (1) Circle, centre, radius, diameter. § 147. See also p. 20.
- (2) *Arc of a Circle*—any portion of a circle terminated by two points. § 153.
- (3) *Chord of a Circle*—the straight line joining two points of a circle. § 153.
- (4) *Conjugate Arcs of a Circle*—two arcs which together make up the whole circle. § 153.
- (5) *Semicircle*—the arc of a circle subtended by a diameter. § 154.
- (6) *Segment of a Circle*—the figure formed by an arc and its subtending chord. § 156.
- (7) *Sector of a Circle*—the figure formed by an arc and the two radii to its extremities. § 156.
- (8) *Inscribed Figure*—a rectilinear figure is said to be inscribed in a circle when its vertices lie on the circle. § 177.
- (9) *Circumscribed Figure*—a rectilinear figure is said to be circumscribed about a circle when its sides are all tangent to the circle. § 196.
- (10) *Concyclic Points*—points which lie on the same circle. § 184.
- (11) *Secant of a Circle*—an unlimited straight line which intersects a circle in two points. § 185.
- (12) *Tangent to a Circle*—a straight line which meets a circle, but which when produced does not cut it. § 186.
- (13) *Chord of Contact*—the straight line joining the points of contact of two tangents. § 194.
- (14) *Circles in Contact*—two circles which have a common tangent at a common point. § 205.
- (15) *Direct and Transverse Common Tangents*. See Ex. 2, p. 133.
- (16) *Principle of Continuity*—the principle which asserts that a relation among the parts of a geometrical figure, once true and properly interpreted, remains true when the figure changes continuously from one form to another, subject to the conditions under which it was first described. § 204.

2. PROBLEMS.

- (1) To find the centre of a circle which passes through three given points, or to circumscribe a circle about a given triangle. § 151.
- (2) To inscribe a circle in a given triangle. § 196.
- (3) To draw a tangent to a circle from a given point on it. § 187.

- (4) To draw a tangent to a circle from a given point without it. § 193.
- (5) On a given line-segment to construct an arc of a circle which shall contain a given angle. § 199.
- (6) To draw a common tangent to two given circles, each of which lies wholly outside of the other. § 209.

3. THEOREMS ON THE COINCIDENCE OF CIRCLES.

- (1) Two circles in a plane which have the same centre and equal radii coincide throughout. § 148.
- (2) Two circles in a plane which have the same centre and one point in common coincide throughout. § 148.
- (3) Two circles which have equal radii can be made to coincide, and hence are identically equal ; and, conversely, equal circles have equal radii. § 148.
- (4) Through three points not in the same straight line, one and only one circle can be described. § 151.
- (5) Two circles which coincide at three points coincide throughout. § 151.
- (6) Two different circles can have at most two points in common. § 151.
- (7) A straight line can intersect a circle in at most two points. § 152.

4. THEOREMS ON ARCS, THEIR CHORDS AND ANGLES.

- (1) In equal circles or in the same circle :
 - (a) Equal angles at the centre are subtended by equal arcs ; and of two unequal angles the greater is subtended by the greater arc. §§ 157, 158.
 - (b) Equal arcs subtend equal angles at the centre ; and of two unequal arcs the greater subtends the greater angle at the centre. §§ 159, 160.
 - (c) Equal arcs are subtended by equal chords ; and of two unequal minor arcs, the greater is subtended by the greater chord. §§ 161, 162.
 - (d) Equal chords subtend equal arcs ; and of two unequal chords, the greater subtends the greater arc. § 163.
 - (e) Equal chords subtend equal angles at the centre, and of two unequal chords, the greater subtends the greater angle. § 164.
- (2) An angle whose vertex is on a circle equals half the angle at the centre subtended by the same arc. § 178.
- (3) The angle in a semicircle is a right angle. § 179.

- (4) An angle in an arc greater than a semicircle is acute, and an angle in an arc less than a semicircle is obtuse. § 180.
- (5) All angles in a circle subtended by the same arc, or by equal arcs, are equal. § 181.
- (6) Equal angles on the same base, and on the same side of it, have their vertices on an arc of a circle of which the given base is the chord. § 182.

5. THEOREMS ON CHORDS IN RELATION TO THE CENTRE.

- (1) The perpendicular bisector of any chord of a circle passes through the centre. § 155.
- (2) The line drawn from the centre perpendicular to a chord bisects the chord, and, if produced, bisects the arc subtended by the chord. § 165.
- (3) The straight line drawn from the centre to the mid-point of a chord is perpendicular to the chord. § 166.
- (4) The mid-points of a system of parallel chords all lie on a diameter perpendicular to the chords. § 167.
- (5) The diameter which bisects a chord also bisects the angle at the centre subtended by the chord. § 169.
- (6) In the same circle or in equal circles :
 - (a) Equal chords are equidistant from the centre ; and of two unequal chords, the greater is nearer to the centre than the less. § 170. And, conversely —
 - (b) Chords equidistant from the centre are equal ; and of two chords unequally distant, the one nearer the centre is the greater. § 171.
- (7) A diameter is the greatest chord that can be drawn in any circle. § 172.

6. THEOREMS RELATING TO TANGENTS.

- (1) The perpendicular to a diameter of a circle at one extremity is a tangent to the circle ; and any other straight line through that extremity will cut this circle at a second point. § 187.
- (2) Any tangent to a circle is perpendicular to the radius drawn to the point of contact. § 189.
- (3) The centre of a circle lies on the perpendicular to a tangent drawn from the point of contact. § 190.
- (4) The straight line drawn from the centre of a circle perpendicular to a tangent meets it at the point of contact. § 191.
- (5) The tangent to a circle at the mid-point of any arc is parallel to the chord of the arc. § 192.

- (6) At any point of a circle there can be drawn one and only one tangent. § 188.
- (7) From a point outside of a circle there can be drawn two and only two tangents. § 195.
- (8) The two tangents to a circle drawn from any outside point are equal, and the straight line from the point to the centre of the circle bisects the angle between them. § 194.
- (9) The angle formed by a tangent to a circle and a chord through its point of contact equals half the angle at the centre, subtended by the intercepted arc ; or is equal to the angle in the segment on the opposite side of the chord. §§ 197, 198.

7. THEOREMS ON TWO CIRCLES.

- (1) The straight line joining the centres of two intersecting circles bisects their common chord at right angles. § 168.
- (2) When two circles touch each other, their point of contact and their two centres are collinear. § 206.
- (3) Two circles which touch each other can have no other point in common than the point of contact. § 207.
- (4) When two circles have a common point on their line of centres, they must have a common tangent at that point. § 208.

8. MISCELLANEOUS THEOREMS.

- (1) Of all straight lines which can be drawn to a circle from a point within it, not the centre, the greatest is that which passes through the centre, and the least is that which, if produced backward, would pass through the centre ; and of any two others, the greater is that which makes the less angle with the diameter through the point. § 173.
- (2) From any point within a circle two equal straight lines can be drawn to the circle ; these make equal angles with the diameter through the point. § 174.
- (3) The circle described upon the hypotenuse of a right triangle as diameter passes through the vertex of the right angle. § 183.
- (4) The opposite angles of any convex quadrilateral inscribed in a circle are supplementary. § 184.
Conversely, if two opposite angles of a convex quadrilateral are supplementary, its vertices are concyclic. § 184.
- (5) The angle formed by two secants of a circle is equal to the sum or the difference of the angles whose vertices are on the circle and which are subtended by the intercepted arcs, according as the secants intersect within or without the circle. §§ 200, 202.

CHAPTER III

SIMILAR RECTILINEAR FIGURES



SECTION I

MEASUREMENT, RATIO, AND PROPORTION

1. ON MEASUREMENT

210. If you are asked to measure a stick or a piece of cloth, you first select a magnitude which is well known, say a foot-rule or a yard-stick, and then compare the length of the given stick or piece of cloth with the chosen *unit* length. You find perhaps that the given stick is four feet long, or that the piece of cloth is five yards long.

What is meant by saying that the stick is four feet long? Simply that the length of the stick is *four times* the length of the foot-rule.

211. DEFINITION. To measure anything is to find out by experiment how many times it will contain a chosen unit.

If one magnitude contains another an integral number of times, the first is called a **multiple** of the second, and the second a **measure** of the first.

The measure of any magnitude is a *number* expressing how many times it contains the unit of measure.

212. The unit of measure and the thing to be measured must of course be magnitudes of the same kind.

In the case mentioned we had two magnitudes of the same

kind, viz. the length of the stick and the length of the foot-rule, and we say that the measure of the former is four when the latter is taken for unit.

EXERCISE. What is the measure of 12 feet when a yard is taken for unit? Of a dollar when a dime is taken for unit? Of a mile when a foot is taken for unit? Of 68 when 4 is taken for unit?

213. If two magnitudes are multiples of the same magnitude, or, in other words, if two magnitudes have a common measure, they are said to be **commensurable**.

The numbers 21 and 33 have a common measure 3; the numbers 17 and 43 have a common measure 1; the numbers $4\frac{1}{2}$ and $3\frac{1}{8}$ have a common measure $\frac{1}{8}$ or $\frac{1}{12}$.

Two magnitudes which have no common measure are called **incommensurable**.

As examples of incommensurable magnitudes the following may be mentioned:

(1) The circumference and diameter of a circle; (2) the side and diagonal of a square.

The numbers 7 and $\sqrt{11}$, 1 and $\sqrt{2}$ are incommensurable.

214. The standard unit for measuring lengths in the English or common system is the **yard**, and in the French system, which is coming to be used almost universally for scientific purposes, the standard unit is the **metre**.

These units are defined to be lengths equal to the lengths of certain pieces of metal which are carefully preserved, the first in London, the second in Paris.

For making small measurements these units are too large for convenient use, and so fractional parts of them are used in such cases; for example, 'a foot' is $\frac{1}{3}$ of a yard; 'an inch' is $\frac{1}{12}$ of a foot or $\frac{1}{36}$ of a yard; 'a centimetre' is $\frac{1}{100}$ of a metre, and so on.

On the other hand, for making large measurements we use 'a mile,' which equals 1760 yards, and so on.

215. For measuring angles the standard unit is the **right angle**, defined in Article 15, page 9.

This unit again is too large for convenient use, and a smaller unit is commonly employed in making actual measurements, namely, a **degree**.

A degree is defined to be $\frac{1}{90}$ of a right angle.

A minute is $\frac{1}{60}$ of a degree, and a second, $\frac{1}{60}$ of a minute.

EXERCISES

1. How many degrees in two right angles? In two-thirds of a right angle? In one-fifth of a right angle?
2. How many degrees in the sum of the angles of a triangle?
3. How many degrees in each of the angles of an equilateral triangle?
4. How many degrees in each of the angles of an isosceles right triangle?
5. One angle of a right triangle equals 30° . How many degrees in each of the others?
6. The vertical angle of an isosceles triangle equals 18° . How many degrees in each of the base angles?
7. One of the base angles of an isosceles triangle equals 50° . How large is the vertical angle?
8. One angle of a parallelogram equals 45° . What is the measure of each of the other angles?

2. ON RATIO

216. When we speak of the **ratio** of one quantity to another, we have in mind their relative magnitude. By this we mean not *how much* the one is greater or less than the other, but *how many times* the one is as great as the other.

A ratio can be expressed only between two quantities of the same kind.

When dealing with *numbers* we say that the ratio of one to another is the quotient arising from dividing the first by the

second, since the quotient expresses how many times the one is as great as the other.

Thus the ratio of 8 to 4 is 2, the ratio of 7 to 3 is $2\frac{1}{3}$, the ratio of 5 to 9 is $\frac{5}{9}$, etc.; but the division of one *geometrical* magnitude by another has no meaning unless the first is an exact multiple of the second, or until a meaning is assigned by definition. Consequently, the numerical value of the ratio of two such magnitudes must sometimes be got at in a round-about way.

217. The same two quantities A and B have two different ratios, viz. the magnitude of A as compared with B , and the magnitude of B as compared with A .

The first is expressed $A : B$, and should be read 'the ratio of A to B '; the second is expressed $B : A$ and should be read 'the ratio of B to A .'

In any ratio the first term is called the **antecedent**, the second term, the **consequent**.

218. The following postulates will serve to add definiteness to the meaning of the term 'ratio.'

POSTULATE 6. *If P and Q are any two equal magnitudes and R is a third magnitude of the same kind, then the ratio of P to R is equal to the ratio of Q to R , i.e. if $P = Q$, then $P : R = Q : R$; and, conversely, if P and Q are such that $P : R = Q : R$, then $P = Q$.*

POSTULATE 7. *If P and Q are two unequal magnitudes, and R is a third magnitude of the same kind, then the ratio of P to R is greater or less than the ratio of Q to R , according as P is greater or less than Q .*

219. In order to show how the ratio of one geometrical magnitude to another can be expressed *numerically*, it is necessary to consider two distinct cases.

(a) When the two given magnitudes have a common measure, or are commensurable.

(b) When the two given magnitudes have no common measure, or are incommensurable.

(a) RATIO OF COMMENSURABLE MAGNITUDES

220. DEFINITION. The ratio of two commensurable magnitudes is the ratio of their numerical measures by a common unit.

Let A and B be any two magnitudes of the same kind which have a common measure S , and let S be contained in A m times, and in B n times, so that m is the measure of A , and n the measure of B , by the common unit S .

Then by definition

$$A : B = m : n.$$

But the ratio of the number m to the number n is the quotient $\frac{m}{n}$.

Therefore

$$A : B = \frac{m}{n}.$$

221. If instead of A and B we take any equimultiples of these magnitudes, say pA and pB , their measures by the common unit S would be pm and pn .

Then by definition

$$\begin{aligned} pA : pB &= pm : pn \\ &= \frac{pm}{pn} = \frac{m}{n}. \end{aligned}$$

But $\frac{m}{n}$ is the ratio of A to B .

Therefore, *the ratio of any two commensurable magnitudes is equal to the ratio of any equimultiples of those magnitudes, taken in the same order.*

The ratio of 5 ft. to 7 ft. is the same as the ratio of 10 ft. to 14 ft., or of 25 ft. to 35 ft.

222. Again, if instead of the common measure S we use a different common measure, say $\frac{S}{t}$, so that the measure of A becomes tm and the measure of B becomes tn , then

$$\begin{aligned} A : B &= tm : tn \\ &= \frac{tm}{tn} = \frac{m}{n}. \end{aligned}$$

That is, *the ratio of A to B is not altered by a change in the unit of measure.*

The ratio of 5 ft. to 7 ft. is not altered if those lengths are expressed in inches, or in yards, instead of feet.

223. For convenience we frequently write $A : B$ in the form $\frac{A}{B}$ even when A and B represent geometrical magnitudes; but the symbol so used should always be read as 'the ratio of A to B ,' and should not be confounded with an ordinary fraction, or symbol of division.

Thus, $\frac{\angle ABC}{\angle PQR}$ expresses the ratio of $\angle ABC$ to $\angle PQR$, and may be written in that form or in the usual ratio form

$$\angle ABC : \angle PQR.$$

If $\angle AOB$ is at the centre of a circle subtended by the arc AB , and $\angle ACB$ is at a point of the circle subtended by the same arc, then $\frac{\angle AOB}{\angle ACB} = \frac{2}{1}$ and $\frac{\angle ACB}{\angle AOB} = \frac{1}{2}$, the angle ACB being taken for unit of measure in each case. (Art. 178.)

224. Whenever the first of the two given magnitudes is an exact multiple of the second, the second may be taken as the common unit of measure; and *then the ratio of the first to the second is equal to the measure of the first by the second.*

The ratio of 8. to 4 is 2, of 20 to 5 is 4, of the diameter to a radius of a circle is 2, of the perimeter to a side of an equilateral triangle is 3, etc.

(b) RATIO OF INCOMMENSURABLE MAGNITUDES

225. Next suppose that A and B are two magnitudes such that no unit however small will measure them both integrally, that is, suppose that A and B are incommensurable.

In that case the ratio of A to B cannot be expressed either as a whole number (Art. 224) or as a fraction whose numerator and denominator are both whole numbers (Art. 220), since they have no common measure.

But while the ratio of two such magnitudes does not absolutely equal any integer or common fraction, it is always possible to find a common numerical fraction which will differ in value from their ratio by less than any assigned quantity however small, as we shall now proceed to show.

226. It is necessary before going further to introduce a new idea, which we shall do by means of an illustration.

A boy is to walk from P to Q , a distance of two miles. He goes half the distance the first hour, half the remaining distance the second hour, half the remaining distance the third hour, and so on. Would he ever absolutely reach his destination? Could you fix a point between P and Q , as near as you like to Q , beyond which he would not pass in time? Would he ever get beyond Q ?

In the first hour the boy would go 1 mile, in the second, $\frac{1}{2}$ mile; in the third, $\frac{1}{4}$ mile; in the fourth, $\frac{1}{8}$ mile; and so on.

Take these numbers $1, \frac{1}{2}, \frac{1}{4}, \frac{1}{8}, \frac{1}{16}, \frac{1}{32}, \dots$, and let S represent the sum of n of them.

Then when $n = 1$, $S = 1$;

when $n = 2$, $S = 1 + \frac{1}{2} = \frac{3}{2}$;

when $n = 3$, $S = 1 + \frac{1}{2} + \frac{1}{4} = \frac{7}{4}$;

when $n = 4$, $S = 1 + \frac{1}{2} + \frac{1}{4} + \frac{1}{8} = \frac{15}{8}$;

and so on.


Here S is a variable quantity dependent upon the value of the integer n . As n increases, S increases. By taking n large enough, we can make S as nearly equal to the fixed number *two* as we please, but it can never be absolutely equal to two, and can never exceed two.

The fixed quantity *two* is called the **limit** of the variable quantity S .

227. DEFINITION. If a quantity is made to vary, by changing in some definite way another quantity on which it depends, and its value approaches a fixed quantity nearer than for any assignable difference, though it cannot be made absolutely identical with it, this fixed quantity is called the limit of the variable quantity.

In the illustration of Article 226, the variable quantity S is called the **dependent variable**, and the quantity n on which it depends the **independent variable**.

228. Now let A and B be two incommensurable magnitudes, for example, two line-segments. Then $A : B$ is a so-called incommensurable ratio. Take a unit length x , which will measure B integrally n times, and apply it as often as possible to A , say m times, m and n being thus both integers. Since A and B are incommensurable, the unit x will not measure A exactly, and there must be a remainder which is less than x .



If we repeat the process, taking for unit a measure of B smaller than x , then m and n will ordinarily be greater than before, and the remainder for A will again be smaller than the chosen unit. By taking the unit small enough, we can make this remainder as small as we please, though it can never be made to disappear altogether.

When the chosen unit of measure is x , A is greater than mx , but less than $(m + 1)x$, while B equals nx .

Therefore $A : B$ is greater than $mx : nx$, but less than $(m + 1)x : nx$,
(Art. 218, Post. 7.)

or $A : B$ is greater than $m : n$, but less than $(m + 1) : n$.

That is, $A : B$ lies between $\frac{m}{n}$ and $\frac{m + 1}{n}$.

Now $\frac{m}{n}$ differs from $\frac{m + 1}{n}$ by $\frac{1}{n}$.

Therefore $A : B$ differs from $\frac{m}{n}$ by less than $\frac{1}{n}$.

By taking the unit of measure x small enough, n can be made as great as we please, *i.e.* $\frac{1}{n}$ as small as we please, and, consequently, smaller than any number you may choose to name.

Therefore by choosing x small enough, we can always find a fractional number $\frac{m}{n}$ (whose numerator and denominator are both integers) which differs in value from the incommensurable ratio $A : B$ by less than any number you choose to name, no matter how small, *i.e.* by less than any assigned quantity.

The variable fraction $\frac{m}{n}$ approaches a limit, and this limit is taken as the numerical value of the ratio of A to B .

229. DEFINITION. The ratio of two incommensurable magnitudes A and B is the limit which the fraction $\frac{m}{n}$ (defined in Article 228) approaches as the unit x upon which it depends is indefinitely diminished.

If A and B are commensurable as in Article 220, some one of the fractions found in proceeding to the limit will itself be their ratio.

230. GENERAL THEOREM ON LIMITS. *If there are two variable quantities dependent on the same quantity in such a way that*

they remain always equal while each approaches a limit, then their limits are equal.

For, if the limits are not equal, they must differ by some finite quantity, say k ; and since each variable approaches indefinitely near to its own limit, the limits differing by k , the two variables must come finally to differ by a finite quantity, which is contrary to the assumption that they remain always equal. Therefore the limits cannot differ by any finite quantity; in other words, the limits are equal.

231. By the definition given in Art. 220, the ratio of two commensurable magnitudes can always be expressed as the ratio between two fixed integral numbers (viz. their measures by a common unit); and by the definition of Article 229, the ratio of two incommensurable magnitudes is the limit of the ratio of two variable integral numbers.

Hence the properties of the ratios of integral numbers can be applied directly to geometrical magnitudes.

3. PROPORTION

232. DEFINITION. If four quantities are such that the ratio of the *first* to the *second* equals the ratio of the *third* to the *fourth*, these four quantities are said to form a **proportion**.

That is, if the four quantities, a, b, c, d , are such that $a : b = c : d$, then they form a proportion, or are in proportion; or, the terms a and b are proportional to c and d .

A proportion may be written in the form $a : b = c : d$, or in the fractional form $\frac{a}{b} = \frac{c}{d}$, and should be read 'the ratio of a to b equals the ratio of c to d ,' or ' a is to b as c is to d .'

Sometimes, in expressing the equality of two ratios, the double colon ($::$) is used instead of the ordinary sign of equality. Thus $a : b :: c : d$ means the same as $a : b = c : d$.

In a proportion the first and fourth terms are called the **extremes**, the second and third, the **means**.

233. THEOREM. *If four numbers are in proportion, the product of the extremes equals the product of the means.*

For if $a : b = c : d$, then $\frac{a}{b} = \frac{c}{d}$, and multiplying both sides of this equation by bd , we obtain $ad = bc$.

CONVERSELY. *If the product of two numbers equals the product of two others, one pair can be the extremes and the other pair the means in a proportion.*

If $ad = bc$, dividing by bd gives $\frac{a}{b} = \frac{c}{d}$ or $a : b = c : d$.

234. The property expressed in the above theorem, namely, that the product of the extremes equals the product of the means, may be called the *essential property* of a proportion, and the terms of the proportion may be written in any order which will preserve this property.

Thus, if (1) $a : b = c : d$,

then $ad = bc$, and the proportion may be written either in the form

$$(2), \quad b : a = d : c,$$

or (3), $a : c = b : d$,

since these forms (2) and (3) have the same essential property as form (1).

Form (2) may be deduced from the essential property by dividing both sides by ac after interchanging the sides.

Thus $bc = ad$,

$$\frac{bc}{ac} = \frac{ad}{ac}.$$

Therefore $\frac{b}{a} = \frac{d}{c}$, or $b : a = d : c$.

And form (3) may be deduced by dividing the essential property by cd .

Thus

$$ad = bc,$$

$$\frac{ad}{cd} = \frac{bc}{cd}.$$

Therefore

$$\frac{a}{c} = \frac{b}{d}, \text{ or } a : c = b : d.$$

If the two sides of the proportions (1), (2), and (3) are interchanged, we have

$$(4) \quad c : d = a : b,$$

$$(5) \quad d : c = b : a,$$

$$(6) \quad b : d = a : c.$$

Form (2) is said to be obtained from form (1) by **inversion**, and form (3) from form (1) by **alternation**.

EXERCISES

1. How are (5) and (6) obtained from (4) ?
2. Deduce forms (4), (5), and (6) from the essential property.

235. It should be remembered that the two terms of any ratio must be magnitudes of the same kind, since magnitudes of different kinds cannot be compared. But it is not necessary that the two ratios involved in a proportion should relate to magnitudes of the same kind, since the value of any ratio is a pure number, and the proportion merely expresses the equality of the two numbers.

For example, a proportion among four abstract numbers,

$$4 : 6 = 10 : 15,$$

may be written in any one of the six forms of the preceding article. But if the terms involved are concrete, while we may write

$$4 \text{ men} : 6 \text{ men} = 10 \text{ apples} : 15 \text{ apples},$$

or

$$6 \text{ men} : 4 \text{ men} = 15 \text{ apples} : 10 \text{ apples},$$

there would be no meaning in the statement,

$$4 \text{ men} : 10 \text{ apples} = 6 \text{ men} : 15 \text{ apples},$$

since no ratio can exist between magnitudes of different kinds.

Hence, when a proportion exists among four quantities, two of one sort and two of another, care should always be taken to express the ratios between the pairs of quantities of the same sort.

236. DEFINITION. If three quantities, a, b, c , are so related that $a : b = b : c$, they are said to be in **continued proportion**, and b is called the **mean proportional** between a and c , while c is called the **third proportional** to a and b .

In such a relation $b^2 = ac$.

So also if a, b, c, d, e, \dots are so related that $a : b = b : c = c : d$, etc., these quantities are said to be in **continued proportion**.

237. THEOREM. *If any four quantities, a, b, c, d are in proportion, then (1) $a + b : b = c + d : d$; (2) $a - b : b = c - d : d$; and (3) $a + b : a - b = c + d : c - d$.*

Proof. (1) If $a : b = c : d$, then

$$\frac{a}{b} = \frac{c}{d}.$$

Adding one to both sides gives

$$\frac{a}{b} + 1 = \frac{c}{d} + 1,$$

or

$$\frac{a + b}{b} = \frac{c + d}{d}. \quad (A)$$

Therefore $a + b : b = c + d : d$.

This relation is said to be derived from the given relation by **Composition**.

(2) Similarly, $\frac{a}{b} - 1 = \frac{c}{d} - 1$,

or

$$\frac{a - b}{b} = \frac{c - d}{d}. \quad (B)$$

Therefore $a - b : b = c - d : d$.

This relation is said to be derived from the given relation by **Division**.

(3) Dividing each member of equation (A) by the corresponding member of equation (B), we have

$$\frac{\frac{a+b}{b}}{\frac{a-b}{b}} = \frac{\frac{c+d}{d}}{\frac{c-d}{d}},$$

or
$$\frac{a+b}{a-b} = \frac{c+d}{c-d}.$$

Therefore $a + b : a - b = c + d : c - d.$

This relation is said to be derived from the given relation by **Composition and Division**.

EXERCISES

If $a : b = c : d$, show that

- (1) $ma : nb = mc : nd$,
- (2) $a : a \pm b = c : c \pm d$,
- (3) $ma : ma \pm nb = mc : mc \pm nd$,
- (4) $a^2 : b^2 = c^2 : d^2$,
- (5) $a^n : b^n = c^n : d^n$.

238. THEOREM. *If three terms of one proportion are equal, respectively, to the three corresponding terms of another, their fourth terms must be equal.*

That is, if $a : b = c : d$,

and $a : b = c' : d$,

then $c = c'$.

Proof. Since the ratios $c : d$ and $c' : d$ are each equal to $a : b$, therefore,

$$c : d = c' : d,$$

and c must equal c' .

(Art. 218, Post. 6.)

239. THEOREM. If $P:Q$ equals $h:k$, and $Q:R$ equals $m:n$, then $P:R$ equals $hm:kn$.

For, if $\frac{P}{Q} = \frac{h}{k}$, then $P = \frac{k}{h} \cdot Q$;

and, if $\frac{Q}{R} = \frac{m}{n}$, then $Q = \frac{m}{n} \cdot R$.

Therefore, $P = \frac{h}{k} \cdot \frac{m}{n} \cdot R$, or $\frac{P}{R} = \frac{h \cdot m}{k \cdot n}$, that $P:R = hm:kn$.

240. THEOREM. If any number of ratios are equal, then the sum of all the antecedents is to the sum of all the consequents as any one antecedent is to its consequent.

Let $a_1 : b_1 = a_2 : b_2 = a_3 : b_3 = \dots$

It is required to prove that

$$a_1 + a_2 + a_3 + \dots : b_1 + b_2 + b_3 + \dots = a_1 : b_1, \text{ or } a_2 : b_2 \dots$$

Suppose r to be the common value of the given ratios, so that

$$a_1 : b_1 = r, \text{ then } a_1 = rb_1,$$

$$a_2 : b_2 = r, \text{ then } a_2 = rb_2,$$

$$a_3 : b_3 = r, \text{ then } a_3 = rb_3,$$

$$\text{etc.,} \quad \text{etc.}$$

$$\begin{aligned} \text{Adding, we have } a_1 + a_2 + a_3 + \dots &= rb_1 + rb_2 + rb_3 + \dots \\ &= (b_1 + b_2 + b_3 + \dots)r. \end{aligned}$$

$$\text{Therefore, } \frac{a_1 + a_2 + a_3 + \dots}{b_1 + b_2 + b_3 + \dots} = r = \frac{a_1}{b_1} = \frac{a_2}{b_2} = \dots,$$

$$\text{or } a_1 + a_2 + a_3 + \dots : b_1 + b_2 + b_3 + \dots = a_1 : b_1 = a_2 : b_2 = \dots$$

241. While it requires four quantities to form a proportion, we sometimes speak of one quantity being *proportional* to another. When we say that A is proportional to B , we mean

that A and B are connected in some way so that if A changes to A' , B will change to a value B' such that

$$A : A' = B : B',$$

or

$$A : B = A' : B'.$$

The same thing may be expressed by saying that the ratio $A : B$ is constant.

Suppose $A : B = m$, a constant.

Then $A = mB$,

and any change in A will cause a *proportional* change in B , or, what is the same thing, we may say A *varies as* B .

If, on the other hand, the product of A and B is constant, that is,

$$AB = m, \text{ a constant,}$$

then any increase or decrease in A will cause a *proportional decrease* or *increase* in B , and we say that A is *inversely proportional* to B , or that A *varies inversely as* B .

EXERCISES

1. What number bears the same ratio to 6 as 5 bears to 10? As 3 to 9? As 6 to 9?

2. Find the fourth proportional to 5, 8, 10; also the fourth proportional to 10, 5, 8.

DEFINITION. If a, b, c, d are in proportion, d is called the **fourth proportional** to a, b , and c .

3. If $a : b = c : d$, show that $3a + 2b : a = 3c + 2d : c$.

4. If $a : b = 2$, and $b : c = 5$, show that $a : c = 10$.

5. Find the mean proportional between 4 and 9, between 2 and 32, between 4 and 36, between 5 and 125.

6. If A varies as B , and when $A = 10$, $B = 4$, what is the value of A when $B = 14$?

7. If A varies inversely as B , and when $A = 2$, $B = 9$, what is the value of B when $A = 3$?

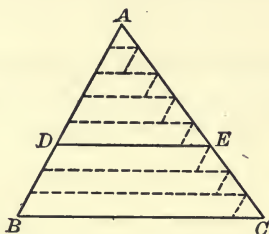
8. If $a : b = b : c$, show that $a : c = a^2 : b^2$.

SECTION II

SIMILAR POLYGONS

PROPOSITION I

242. *A straight line parallel to one side of a triangle divides the other two sides in the same ratio.*



Let a straight line parallel to the base BC of the triangle ABC meet the other two sides at D and E .

It is required to prove that $AD : DB = AE : EC$.

Proof. There are two cases to be considered, according as AD and DB are commensurable or incommensurable.

CASE I. When AD and DB are commensurable.

Let AD and DB have a common measure which is contained m times in AD , and n times in DB .

Then $AD : DB = m : n$.

Apply this measure to AD and DB , and through the points of division draw lines parallel to BC , producing them to cut the side AC .

The number of segments thus formed in AE and EC is equal to the number in AD and DB , respectively, namely, m segments in AE , and n in EC .

Through the several points of division in the side AC draw lines parallel to AB . These are all equal. Why?

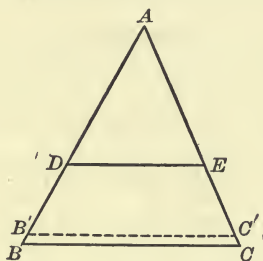
Therefore the small triangles in the figure are identically equal, and the segments of AC are all equal, (Arts. 94, 43.)

consequently $AE : EC = m : n$.

But $AD : DB = m : n$.

Therefore $AD : DB = AE : EC$. (Axiom 1.)

CASE II. When AD and DB are incommensurable.



Take any measure of AD for unit, and with it mark off segments on AD and DB .

Since AD and DB are incommensurable, this unit will not measure DB integrally, but will leave a remainder less than the unit, say $B'B$.

Through B' draw a line parallel to BC , or to DE , meeting AC at C' .

Then in $\triangle AB'C'$, since AD and DB' are commensurable,

$$\frac{AD}{DB'} = \frac{AE}{EC'}, \quad \text{by Case I.}$$

If now the length of the unit of measure be repeatedly diminished, B' will approach more and more nearly to B , and C' more and more nearly to C , since $B'B$ is always less than the unit of measure; and in this way $B'B$ can be made less than any assigned quantity.

Therefore the ratio $\frac{AD}{DB}$ will approach as its limit the ratio $\frac{AD}{DB}$;

And the ratio $\frac{AE}{EC'}$ will approach as its limit the ratio $\frac{AE}{EC}$.

But these ratios, $\frac{AD}{DB'}$ and $\frac{AE}{EC'}$, are always equal to each other.

Therefore their limits, $\frac{AD}{DB}$ and $\frac{AE}{EC}$, are equal. (Art. 230.)

That is, $AD : DB = AE : EC$.

NOTE. The theorem of this proposition might be stated: *A straight line parallel to one side of a triangle cuts the other two sides proportionally.*

243. COROLLARY. *In the diagram for this proposition*

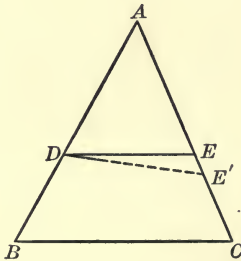
$$AB : DB = AC : EC; \quad (\text{Art. 237.})$$

$$AD : AB = AE : AC; \quad (\text{Art. 237.})$$

$$AD : AE = AB : AC; \quad (\text{Art. 234.})$$

etc.

244. CONVERSE OF PROPOSITION I. *If a straight line divides two sides of a triangle in the same ratio, it is parallel to the third side.*



Let the straight line DE divide the sides AB and AC of the triangle ABC in the same ratio, so that

$$AB : AD = AC : AE.$$

If DE is not parallel to BC , draw DE' parallel to BC .

Then $AB : AD = AC : AE'$. (Prop. I, Cor.)

But by hypothesis $AB : AD = AC : AE$.

Therefore $AE' = AE$ (Art. 238), so that the lines DE and DE' coincide.

Therefore DE is parallel to BC .

EXERCISES

1. If two sides of a quadrilateral are parallel, any straight line drawn parallel to them will cut the other two sides, or these two sides produced, proportionally.

2. ABC is a triangle, and through D , a point in AB , DE is drawn parallel to BC , meeting AC in E . Through C a straight line CF is drawn parallel to BE , meeting AB produced in F . Prove that AB is a mean proportional between AD and AF , i.e. $AD : AB = AB : AF$.

3. The straight line which joins the mid-points of two sides of a triangle is parallel to the third side.

4. The straight line drawn through the mid-point of one side of a triangle parallel to a second side bisects the third side.

5. Any two straight lines cut by any three parallel straight lines are cut proportionally.

6. BAC is any angle and P any point within it. Through P draw a straight line terminated both ways by the boundaries of the angle which is bisected at P .

SUGGESTION. Through P draw PD parallel to BA meeting AC in D . Find E in AC so that $AD = DE$. Join EP and produce to meet AB in F . EF is the required line.

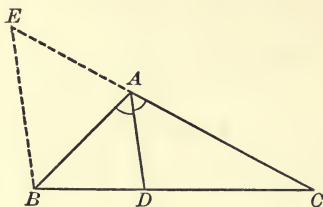
7. BAC is any angle and P any point within it. Through P draw a straight line terminated both ways by the boundaries of the angle and divided in a given ratio at P .

SUGGESTION. Notice the difference between this problem and Ex. 6. Follow the construction there given, making changes corresponding to the changes in the problem.

8. If a system of parallel lines intercept equal segments on one transversal, they will intercept equal segments on every other transversal.

PROPOSITION II

245. *The bisector of an angle of a triangle divides the opposite side into segments proportional to the adjacent sides.*



Let AD bisect the angle A of the triangle ABC , meeting the opposite side at D .

It is required to prove that $BD : DC = BA : AC$.

Proof. Through B draw a line parallel to DA , meeting CA produced at E .

Then $\angle ABE = \angle BAD$. Why?

$$= \angle CAD.$$

$$= \angle AEB. \quad \text{Why?}$$

Therefore $AE = AB$. (Art. 51.)

Now $BD : DC = EA : AC$. (Prop. I.)

Therefore $BD : DC = BA : AC$.

EXERCISES

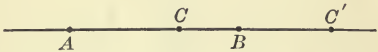
1. State and prove the converse of the theorem in Proposition II.
2. Apply this theorem to prove that the straight line bisecting the vertical angle of an isosceles triangle also bisects the base.
3. ABC is any triangle whose base is bisected at D ; the \angle s ADB and ADC are bisected by straight lines meeting the sides AB and AC at E and F , respectively. Prove that EF is parallel to BC .

4. Trisect a given line-segment.

SUGGESTION. Construct a triangle having the given line-segment for base, and one of the sides double of the other. Bisect the vertical angle.

DEFINITIONS

246. If AB is a given line-segment and C any point between A and B , C is said to divide AB *internally* into the two segments AC and CB . But

if C lies on the given line  outside the segment AB ,

as at C' , then it is said to divide AB *externally* into the segments AC' and $C'B$.

The two segments are the intercepts between the point and the extremities of the given line-segment, and their sum, proper attention being paid to signs, is always equal to the given line-segment. See Article 204.

With this definition the following theorem may be stated and proved similarly to that of Proposition II.

THEOREM. *The bisector of an external angle of a triangle divides the opposite side externally into segments proportional to the adjacent side; and conversely.*

247. If the angles of one rectilinear figure taken in order are equal, respectively, to the angles of another rectilinear figure taken in order, the two figures are said to be **mutually equiangular**.

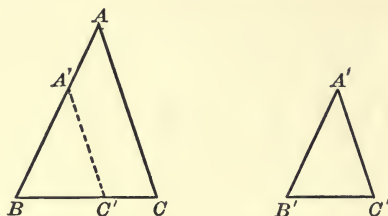
248. Two polygons are said to be **similar** when they have the same number of sides, are mutually equiangular, and have their pairs of corresponding sides proportional.

Two polygons of the same number of sides may in general be mutually equiangular without having their corresponding sides proportional; or, they may have their corresponding sides proportional and not be mutually equiangular. Such polygons are not similar since they do not fulfil all the conditions of similarity.

Similar polygons are, so to speak, of the same shape but not necessarily of the same size.

PROPOSITION III

249. *Two triangles are similar if the three angles of one are equal, respectively, to the three angles of the other.*



Let ABC and $A'B'C'$ be two triangles in which the angle A equals the angle A' , B equals B' and C equals C' .

It is required to prove that $AB : BC = A'B' : B'C'$,

$$BC : CA = B'C' : C'A',$$

$$CA : AB = C'A' : A'B',$$

or, more briefly, that $AB : BC : CA = A'B' : B'C' : C'A'$.

[Will this prove the triangles similar? Recall the definition of similar polygons.]

Proof. Place $\triangle A'B'C'$ upon $\triangle ABC$ so that the vertex B' coincides with the vertex B and $\angle A'B'C'$ with $\angle ABC$.

Then A' will fall on BA or BA produced, and C' will fall on BC or BC produced, and $A'C'$ will be parallel to AC . Why?

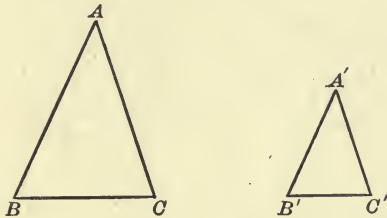
Therefore $AB : BC = A'B' : B'C'$. (Prop. I.)

Similarly the other pairs of sides may be shown proportional, two and two.

250. COROLLARY. *If two triangles have two angles of one equal, respectively, to two angles of the other, the triangles are similar.*

PROPOSITION IV

251. *If two triangles have an angle of one equal to an angle of the other, and the sides including these angles proportional, the triangles are similar.*



Let ABC and $A'B'C'$ be two triangles having the angle at A equal to the angle at A' , and the sides AB and AC proportional to $A'B'$ and $A'C'$, that is, having

$$AB : AC = A'B' : A'C'.$$

It is required to prove that the two triangles are similar.

What do we need to show in order to prove the two triangles similar?

Proof. SUGGESTIONS. (1) Superpose the triangles so that the equal angles coincide.

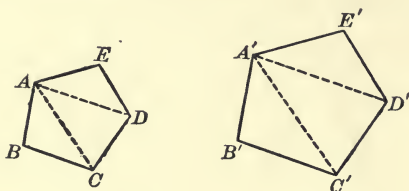
(2) The sides $B'C'$ and BC are then parallel. Why?

(3) The triangles are therefore mutually equiangular and hence similar. (Prop. III.)

EXERCISES

- Two right triangles are similar if an acute angle of the one equals an acute angle of the other.
- Two isosceles triangles are similar if their vertical angles are equal.
- Two chords AC and BD of a circle ABC intersect at E , either within or without the circle; prove $\triangle AEB$ and $\triangle CED$ similar, and also $\triangle AED$ and $\triangle BEC$.
- The straight line joining the mid-points of two sides of a triangle is equal to half of the third side.

252. COROLLARY TO PROPOSITION IV. *If two similar polygons are divided into triangles by the diagonals drawn from a pair of homologous vertices, these triangles are similar each to each and are similarly placed.*



SUGGESTIONS FOR PROOF.

First. By hypothesis polygons $ABCDE$ and $A'B'C'D'E'$ are similar. That is $\angle B = \angle B'$ and $AB : BC = A'B' : B'C'$.

Therefore $\Delta s ABC$ and $A'B'C'$ are similar.

Next. $\angle ACD = \angle A'C'D'$. Why ?

$AC : CD = A'C' : C'D'$. Why ?

Therefore $\Delta s ACD$ and $A'C'D'$ are similar. And so on.

CONVERSELY. *If the diagonals drawn from one vertex in each of two polygons divide them into the same number of triangles, similar each to each and similarly placed, the two polygons are similar.*

EXERCISES

1. State the theorem in the first chapter analogous to Proposition IV, proving the *equality* of two triangles.

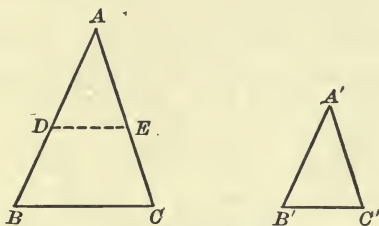
2. From a point E in the common base of the triangles ACB and ADB straight lines are drawn parallel to AC and AD meeting BC and BD in F and G ; show that FG and CD are parallel.

3. If two sides of a quadrilateral are parallel, the diagonals cut each other in the same ratio.

4. The bisector of an external angle of a triangle divides the opposite side externally into segments proportional to the adjacent sides, and conversely.

PROPOSITION V

253. *If the ratios of the three sides of one triangle to the three sides of another, two and two, are equal, the triangles are similar.*



Let ABC and $A'B'C'$ be two triangles such that

$$AB : A'B' = AC : A'C' = BC : B'C'.$$

It is required to prove that the two triangles are similar.

What must be shown in order to prove the triangles similar?

Proof. On AB mark off a length AD equal to $A'B'$, and on AC , a length AE equal to $A'C'$. Join DE .

Then because $AB : AD = AC : AE$

$$\triangle ADE \text{ is similar to } \triangle ABC; \quad (\text{Prop. IV.})$$

Therefore $AB : AD = BC : DE$.

But, by hypothesis, $AB : A'B' = BC : B'C'$,
and by construction, $AD = A'B'$.

Therefore $DE = B'C'$. (Art. 238.)

Hence $\triangle ADE$ is identically equal to $\triangle A'B'C'$. (Art. 53.)

But $\triangle ADE$ is similar to $\triangle ABC$.

Therefore $\triangle A'B'C'$ is similar to $\triangle ABC$.

EXERCISES

1. State the analogous proposition on the equality of two triangles.
2. Two triangles are similar when their sides are respectively parallel or respectively perpendicular to each other.
3. If any quantities A, B, C , and p, q, r , are so related that $A : C = p : r$ and $B : C = q : r$, show that then $A + B : C = p + q : r$.

PROPOSITION VI

254. *The perimeters of two similar polygons are in the same ratio as any two corresponding sides.*

SUGGESTIONS FOR PROOF.

1. Let $ABCDE \dots$ and $A'B'C'D'E' \dots$ be any two similar polygons.

2. By definition $AB : A'B' = BC : B'C' = CD : C'D'$ etc.

3. Applying Art. 240,

$$AB + BC + CD + \dots : A'B' + B'C' + C'D' \dots = AB : A'B'.$$

Therefore

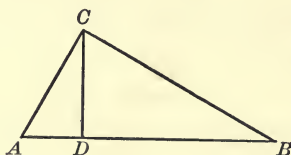
PROPOSITION VII

255. *If in a right triangle the perpendicular is drawn from the vertex of the right angle to the hypotenuse:*

(1) *The two triangles thus formed are similar to each other, and to the whole triangle;*

(2) *The perpendicular is a mean proportional between the segments of the hypotenuse;*

(3) *Each side of the triangle is a mean proportional between the hypotenuse and the segment adjacent to that side.*



Let ABC be a right triangle, right-angled at C , and CD the perpendicular from C to AB .

It is required to prove

(1) That the triangles ACD and CBD are similar to each other and to ABC .

All these triangles are easily shown to be mutually equiangular and therefore similar by Proposition III.

(2) That $AD : DC = DC : DB.$

This follows immediately from the fact that Δs ADC and CDB are similar.

(3) That $AB : AC = AC : AD,$

and $AB : BC = BC : BD.$

These relations follow from the fact that each small triangle is similar to the whole triangle.

256. COROLLARY. *A perpendicular drawn from any point of a circle to a diameter is a mean proportional between the segments into which it divides the diameter.*

EXERCISES

1. Show that the radius of a circle is a mean proportional between the segments of a tangent intercepted between its point of contact and any pair of parallel tangents.

2. If in two similar triangles perpendiculars are drawn from homologous vertices to the opposite sides, these are in the same ratio as any pair of homologous sides.

3. The sides of a triangle ABC are 6, 7, and 8 feet, respectively; find the lengths of the segments into which the bisector of the opposite angle will divide each side.

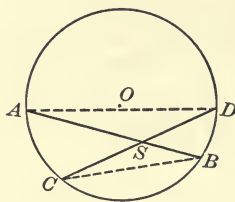
4. Show that the diagonals of any quadrilateral inscribed in a circle divide the quadrilateral into four triangles, which are similar, two and two.

5. Sum up the conditions under which two triangles are similar and compare these with the conditions under which two triangles are identically equal as given in Chapter I.

257. We shall hereafter frequently find it convenient to speak of the product of two line-segments, by which we shall mean the product of their measures by a common unit. With this understanding we may enunciate the following two theorems.

PROPOSITION VIII

258. *If two chords of a circle intersect within the circle the product of the segments of the one equals the product of the segments of the other.*



Let AB and CD be two chords intersecting at S within a given circle.

It is required to prove that the product of the segments AS and SB equals the product of the segments CS and SD .

Proof. Join AD and BC .

$\triangle ASD$ and CSB are mutually equiangular. (Art. 181.)

Therefore these triangles are similar, (Prop. III.)

and

$$AS : SD = CS : SB.$$

Therefore the product $AS \cdot SB =$ the product $CS \cdot SD$.

(Art. 233.)

This theorem might be stated:

If two chords intersect within a circle, their segments are reciprocally proportional.

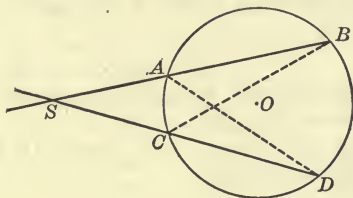
A segment of the *first* chord is to a segment of the *second* as the remaining segment of the *second* is to the remaining segment of the *first*; that is the segments are taken in reciprocal orders in the two ratios.

259. COROLLARY I. *If through a fixed point within a circle any chord is drawn, the product of its segments is the same whatever its direction.*

260. COROLLARY II. *Either segment of the least chord that can be drawn through a fixed point within a circle is a mean proportional between the segments of any other chord drawn through that point.*

PROPOSITION IX

261. *If two chords of a circle, when produced, intersect without the circle, the product of the segments of the one equals the product of the segments of the other.*



Let AB and CD be two chords intersecting at S without the circle.

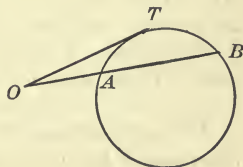
It is required to prove that the product of the segments AS and SB equals the product of the segments CS and SD .

Proof. Join AD and BC .

The proof is identical with that of Proposition VIII.

262. COROLLARY I. *If a tangent and a secant of a circle intersect, the tangent is a mean proportional between the whole secant and its external segment.*

This follows directly from the preceding proposition on considering a tangent as the limit of a secant, *i.e.* as a secant whose points of intersection coincide. Or it may easily be proved after the same general method as was used in the two preceding propositions, joining TA and TB .



263. COROLLARY II. *If from any point on the common chord of two intersecting circles produced, tangents are drawn to the circles, the lengths of these tangents are equal.*

For either tangent is a mean proportional between the segments into which the chord is divided externally by the point.

DEFINITION. The common chord of two intersecting circles produced indefinitely is called the **Radical Axis** of the circles; and a system of circles through the same two points is called a **coaxial system**, since all pairs of the circles have the same radical axis.

264. It will be interesting to recall the principle of continuity in connection with Propositions VIII and IX.

Proposition VIII states that if two chords AB and CD intersect within a circle at S , then $AS \cdot SB = CS \cdot SD$.

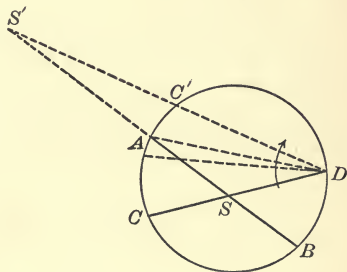
Named in that order the two segments of each chord are of the same sign.

Suppose now we rotate the chord CD about the point D . Then when C coincides with A , S will also coincide with A and one segment of each chord will vanish. Both products $AS \cdot SB$ and $CS \cdot SD$ then become zero and are still equal.

If we continue the rotation, S will pass outside the circle, *i.e.* the two chords will intersect outside the circle, as in Proposition IX, and the point of intersection will divide them both externally. The two segments AS and SB will then be of opposite signs, as will also CS and SD , and the products $AS \cdot SB$ and $CS \cdot SD$ still remain equal.

These two propositions may thus be comprised under a single more general theorem, as follows:

The products of the segments of any two chords of a circle, determined by their point of intersection, are equal.



EXERCISES

1. If two line-segments intersect so as to make the product of the segments of one equal to the product of the segments of the other, their four extremities are concyclic.

SUGGESTION. Pass a circle through three of their extremities, and apply Proposition VIII.

2. If two circles intersect and through any point of their common chord two other chords are drawn, one in each circle, their four extremities are concyclic.

3. If two circles intersect, their common chord bisects their common tangents.

4. If two circles touch each other, the tangent at their point of contact bisects their other common tangents.

5. If three circles intersect two and two, their three common chords pass through one point.

SUGGESTION. If AB and CD , the common chords of X, Y , and X, Z , intersect at O , and P , one of the common points of Y and Z , is joined to O , then PO must pass through the other common point of Y and Z . If not let it cut Y a second time at Q , and Z a second time at R , and prove $OQ = OR$.

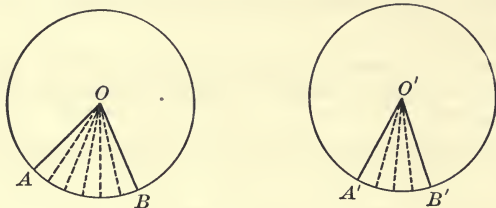
6. AB is a given line-segment, D and E two points on it; DF and EG are parallel and proportional to AD and AE . Prove that A, F , and G lie on one straight line.

7. The line-segment AB is divided internally at C and D , so that $AB : AC = AC : AD$. From A any other line-segment AE is drawn equal to AC . Prove that the triangles ABE and AED are similar, and that EC bisects the angle BED .

265. We shall here insert a proposition which has no direct connection with the properties considered in this chapter, but which will serve as an additional example of a demonstration by the Method of Limits, and recall some of our fundamental notions of Ratio. It will be well for the pupil to review the proof of Proposition I in this connection. These two propositions are of the same general character, and the method used in demonstrating them will be frequently used in subsequent demonstrations.

PROPOSITION X

266. *In equal circles, angles at the centre are in the same ratio as the arcs subtending them.*



Let AOB and $A'O'B'$ be angles at the centres of two equal circles, subtended by the arcs AB and $A'B'$, respectively.

It is required to prove

$$\angle AOB : \angle A'O'B' = \text{arc } AB : \text{arc } A'B'.$$

Proof. Two cases arise according as the arcs AB and $A'B'$ are commensurable or not.

CASE I. Suppose AB and $A'B'$ to have a common measure, which is contained m times in AB and n times in $A'B'$. Apply this measure to the arcs and mark the points of division.

Draw radii to the points of division.

These radii divide $\angle AOB$ into m equal parts and $\angle A'O'B'$ into n parts, equal to each other and to the parts of $\angle AOB$.

(Arts. 159, 160.)

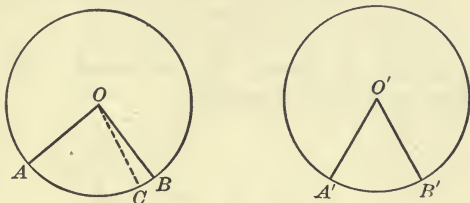
Then
$$\frac{\text{arc } AB}{\text{arc } A'B'} = \frac{m}{n},$$

and
$$\frac{\angle AOB}{\angle A'O'B'} = \frac{m}{n}.$$

Therefore
$$\frac{\angle AOB}{\angle A'O'B'} = \frac{\text{arc } AB}{\text{arc } A'B'},$$

or
$$\angle AOB : \angle A'O'B' = \text{arc } AB : \text{arc } A'B'.$$

CASE II. Suppose AB and $A'B'$ to be incommensurable. Take any measure of $A'B'$, say x , and apply it to AB as often as possible. Let the last point of division be C , so that the arc CB is less than x .



Then the arcs AC and $A'B'$ are commensurable, so that

$$\frac{\angle AOC}{\angle A'O'B'} = \frac{\text{arc } AC}{\text{arc } A'B'}, \quad \text{by Case I.}$$

By repeatedly decreasing the unit measure x , the arc CB can be made smaller than any assigned quantity, so that the arc AC will approach as its limit the arc AB , and at the same time $\angle AOC$ will approach as its limit $\angle AOB$.

Therefore the ratios $\frac{\angle AOC}{\angle A'O'B'}$ and $\frac{\text{arc } AC}{\text{arc } A'B'}$ approach as their limits the ratios $\frac{\angle AOB}{\angle A'O'B'}$ and $\frac{\text{arc } AB}{\text{arc } A'B'}$, respectively.

But $\frac{\angle AOC}{\angle A'O'B'} = \frac{\text{arc } AC}{\text{arc } A'B'}$ for every unit measure x .

Therefore the limit $\frac{\angle AOB}{\angle A'O'B'} = \text{the limit } \frac{\text{arc } AB}{\text{arc } A'B'}$.
(Art. 230.)

Or $\angle AOB : \angle A'O'B' = \text{arc } AB : \text{arc } A'B'$.

267. COROLLARY I. *In the same circle, angles at the centre are in the same ratio as the arcs subtending them.*

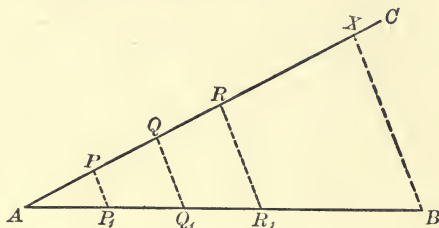
268. COROLLARY II. *In the same circle, or in equal circles, angles whose vertices lie on the circle are in the same ratio as the arcs subtending them.*

SECTION III

PROBLEMS OF CONSTRUCTION

PROPOSITION XI

269. To divide a given line-segment into any required number of equal parts.



It is required to divide a given line-segment AB into say n equal parts.

Construction. From one end of the given line-segment draw any straight line AC making an angle with AB .

On AC mark off n equal parts of any convenient length, beginning at the point A , and call the points of division P, Q, R, \dots , the last one being X .

Join XB and through the points of division P, Q, R, \dots draw lines parallel to XB , cutting AB in the points P_1, Q_1, R_1, \dots .

Then AB is divided into n equal parts $AP_1, P_1Q_1, Q_1R_1, \dots$.

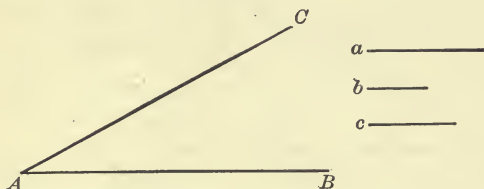
Proof. Since $PP_1, QQ_1, RR_1, \dots, XB$ are parallel and intercept equal segments on AC , they likewise intercept equal segments on AB . (Prop. I.)

EXERCISES

1. Apply the method of this proposition to bisect a given line-segment, to trisect a given line-segment.
2. Show how to find three-fifths of a given line-segment.

PROPOSITION XII

270. To divide a given line-segment into parts proportional to other given line-segments.



It is required to divide a given line-segment AB into parts proportional to the given segments a , b , c .

The construction is similar to that for Proposition XI, except that on the arbitrary line AC , segments equal to a , b , c , respectively, are marked off, instead of segments equal to each other.

The pupil should write out the construction and proof in full.

271. If it is required to divide a given line-segment AB in the ratio of a to b , we must know whether the division is to be internal or external. If internal, proceed just as in the proposition above; but if external, mark on the line AC the segment AP equal to a , and PQ equal to b as before, but instead of PQ being an extension of AP , it should lie upon AP so that AQ is divided externally at P in the given ratio. Then join QB and draw PM parallel to QB . M will be the required point of division.

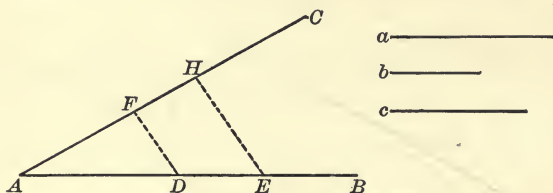
EXERCISES

1. Divide a given line-segment eight inches long into three parts proportional to one, two, and three.

2. Divide a given line-segment eight inches long (1) internally in the ratio 3 : 2 ; (2) externally in the ratio 3 : 2.

PROPOSITION XIII

272. To find the fourth proportional to three given line-segments.



It is required to find the fourth proportional to the three given line-segments, a , b , c .

Construction. Draw two straight lines AB and AC , making any angle with each other.

Upon AB mark off the segments AD and DE , equal respectively to a and b .

Upon AC mark off the segment AF equal to c .

Join DF , and through E draw EH parallel to DF .

Then FH is the fourth proportional to a , b , c .

The proof is apparent from Proposition I.

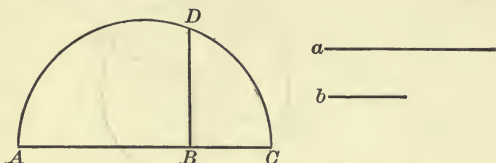
It should be noticed that if a , b , c are taken in a different order the fourth proportional will be different.

EXERCISES

- To find the third proportional to two given line-segments. What is meant by a third proportional to two quantities?
- How many different fourth proportionals can be found with three given line-segments?
- AB and AC are two straight lines drawn from A . Produce CA backward to D , making $AD = AC$; describe a circle through the three points B , C , D , and produce BA to meet this circle at E . AE is a third proportional to AB and AC .

PROPOSITION XIV

273. To find the mean proportional between two given line-segments.



It is required to find the mean proportional between the two given line-segments a and b .

Construction. Upon any straight line mark off the segments AB and BC equal to a and b , respectively.

Upon AC as diameter describe a circle, and at B erect a perpendicular to AC , meeting the circle at D .

Then BD is the mean proportional between a and c .

(Art. 256.)

EXERCISES

1. If the given line-segments were AC and BC , placed as in the diagram, show how to find a mean proportional between them.

2. Show that half the sum of two unequal line-segments is greater than the mean proportional between them.

274. DEFINITION. When a given line-segment is divided into two parts such that one of the parts is a mean proportional between the whole segment and the other part, it is said to be divided in **extreme and mean ratio**.

For example, if AB is divided internally at C so that

$$AB : AC = AC : CB,$$

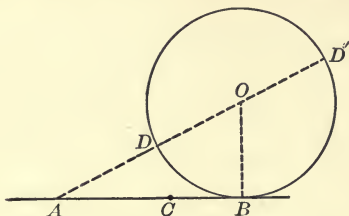
then AB is divided *internally* in extreme and mean ratio; while if C is so chosen on AB produced that

$$AB : BC = BC : AC,$$

then AB is divided *externally* in extreme and mean ratio.

PROPOSITION XV

275. To divide a given line-segment in extreme and mean ratio.



It is required to divide the line-segment AB at a point C , so that

$$AB : AC = AC : CB.$$

Construction. At B draw a straight line BO perpendicular to AB and equal to half of AB .

With centre O and radius OB describe a circle. Draw AO , cutting the circle at D and D' .

On AB mark off a segment AC equal to the shorter segment AD .

Then C is the point required.

Proof. AB is tangent to the circle DBD' . (Art. 187.)

Therefore $AD' : AB = AB : AD$, or AC . (Art. 262.)

Whence, $AD' - AB : AB = AB - AC : AC$. (Art. 237.)

Now $AB = 2 OB = DD'$,

and $AD' - AB = AD' - DD' = AD = AC$;

also $AB - AC = BC$.

Therefore $AC : AB = BC : AC$,

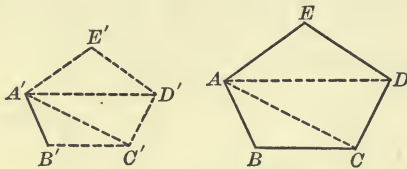
or, by inversion, $AB : AC = AC : BC$.

EXERCISE

1. Suppose on BA produced you should mark off a segment AK equal to AD' . Prove that $AB : AK = AK : BK$, or that AB is divided externally at D in extreme and mean ratio.

PROPOSITION XVI

276. Upon a given line-segment to construct a polygon similar to a given polygon, and such that the given line-segment shall be homologous to a given side.



It is required to construct upon $A'B'$ a polygon similar to $ABCDE$, so that $A'B'$ shall be homologous to the side AB .

Construction. Divide the given polygon into triangles by drawing the diagonals from the vertex A .

Make $\angle s A'B'C'$ and $B'A'C'$ equal to $\angle s ABC$ and BAC , respectively.

Then $\triangle A'B'C'$ is similar to $\triangle ABC$. (Prop. II.)

Similarly, construct

$\triangle A'C'D'$ similar and similarly situated to $\triangle ACD$,

and $\triangle A'D'E'$ similar and similarly situated to $\triangle ADE$.

Then the polygon

$A'B'C'D'E'$ is similar to the polygon $ABCDE$. (Art. 252.)

EXERCISES

1. Inscribe in a given circle a triangle similar to a given triangle.

SUGGESTION. At any point of the circle draw the tangent and chord making an angle equal to one angle of the given triangle. Then apply Article 198.

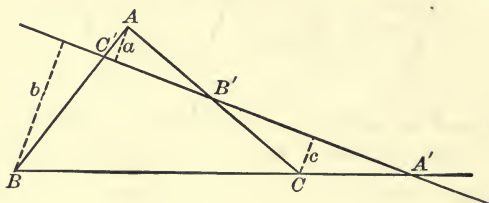
2. Circumscribe about a given circle a triangle similar to a given triangle.

SECTION IV

ADDITIONAL PROPOSITIONS

PROPOSITION XVII

277. *If the sides of a triangle are cut by any straight line, the product of the ratios of their segments taken in order equals unity.*



Let the sides BC , CA , AB , or these sides produced, be cut by a straight line in the points A' , B' , C' , respectively.

It is required to prove that $\frac{BA'}{A'C} \cdot \frac{CB'}{B'A} \cdot \frac{AC'}{C'B} = 1$.

If we give heed to the signs of the segments, this product is -1 , since BA' and $A'C$ are of opposite signs, while CB' and $B'A$, AC' and $C'B$ are of the same sign; that is, the first ratio is negative, the second and third positive. If the line cuts all three sides produced, the three ratios are all negative, and their product likewise is negative.

Proof. Draw perpendiculars a , b , c from the vertices A , B , C , of the triangle, to the given transversal.

Then $\frac{BA'}{A'C} = \frac{b}{c}$, $\frac{CB'}{B'A} = \frac{c}{a}$, $\frac{AC'}{C'B} = \frac{a}{b}$. (Prop. III.)

Therefore

$$\frac{BA'}{A'C} \cdot \frac{CB'}{B'A} \cdot \frac{AC'}{C'B} = \frac{b}{c} \cdot \frac{c}{a} \cdot \frac{a}{b} = 1.$$

This theorem is attributed to Menelaus, a Greek geometer who lived in the latter part of the first century.

278. CONVERSELY. *If on the sides BC , CA , AB of a triangle ABC , three points, A' , B' , C' , respectively, be so chosen as to fulfil the relation $\frac{BA'}{A'C} \cdot \frac{CB'}{B'A} \cdot \frac{AC'}{C'B} = -1$ (attention being paid to the signs of the segments), these three points are collinear.*

Proof. Let the straight line $A'B'$ cut the side AB of the triangle at C_1' .

Then $\frac{BA'}{A'C} \cdot \frac{CB'}{B'A} \cdot \frac{AC_1'}{C_1'B} = -1$ by the direct theorem.

But it was assumed that

$$\frac{BA'}{A'C} \cdot \frac{CB'}{B'A} \cdot \frac{AC'}{C'B} = -1.$$

Therefore $\frac{AC_1'}{C_1'B} = \frac{AC'}{C'B}$

whence C' and C_1' coincide.

If attention were not paid to the signs of the segments, the last proportion could be true and C' and C_1' not coincide, for in that case C' and C_1' might divide the side AB internally and externally in the same ratio.

EXERCISES

1. Points E and F are taken on the sides AC and AB of a triangle ABC , such that AE is twice EC and BF is twice FA ; the straight line FE produced cuts the side BC at D . Find the ratio of BD to DC .

2. If the bisectors of the angles B and C of a triangle meet the opposite sides at D and E , and if the straight line DE produced meet BC produced at F , then the external angle at A is bisected by AF .

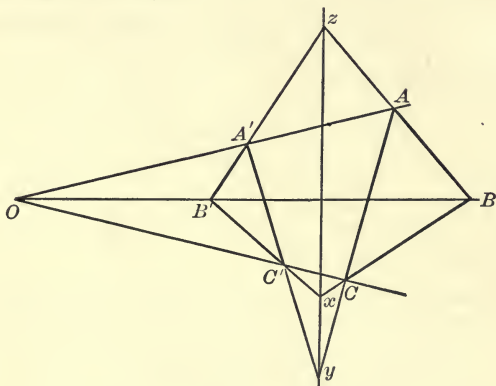
3. If a side BC of a triangle ABC is bisected by a straight line which meets the sides AB and AC , produced if necessary, at D and E respectively, then $AE : EC = AD : DB$.

4. Two straight lines intersect at A , and D is a point between them. Draw through D a straight line such that the segments of it intercepted between D and the given lines shall be in a given ratio.

SUGGESTION. Join AD and produce to E so that $AD : DE$ in the given ratio. Through E draw a straight line parallel to one of the given lines, meeting the other at H . Then H is a point of the required line.

PROPOSITION XVIII

279. *If two triangles ABC and $A'B'C'$ are so situated that the straight lines joining the pairs of corresponding vertices A, A' ; B, B' ; C, C' are concurrent, then the points of intersection of the three pairs of corresponding sides are collinear.*



Let the two triangles ABC and $A'B'C'$ be so situated that the straight lines AA' , BB' , CC' meet in O .

It is required to prove that the points of intersection x, y, z , of the three pairs of corresponding sides $BC, B'C'$; $CA, C'A'$; $AB, A'B'$, are collinear.

Proof. In order to prove what is stated it will be sufficient to show,

$$\frac{Az}{zB} \cdot \frac{Bx}{xC} \cdot \frac{Cy}{yA} = -1.$$

For if this relation is satisfied, x, y, z , points on the sides of the triangle ABC , must be collinear. (Art. 278.)

First, if we consider $\triangle OAB$ to be cut by the transversal $B'A'z$, we have

$$(1) \quad \frac{OA'}{A'A} \cdot \frac{Az}{zB} \cdot \frac{BB'}{B'O} = -1. \quad (\text{Prop. XVII.})$$

Similarly, from Δ s OBC and OCA cut by the transversals $B'C'x$ and $A'C'y$, respectively, we get

$$(2) \quad \frac{OB'}{B'B} \cdot \frac{Bx}{xC} \cdot \frac{CC'}{C'O} = -1;$$

$$(3) \quad \frac{AA'}{A'O} \cdot \frac{OC'}{C'C} \cdot \frac{Cy}{yA} = -1.$$

Multiplying together the left-hand members of equations (1), (2), and (3), and also their right-hand members, we obtain

$$\frac{Az}{zB} \cdot \frac{Bx}{xC} \cdot \frac{Cy}{yA} = -1.$$

Therefore x, y, z , are collinear.

280. CONVERSELY. *If two triangles ABC and $A'B'C'$ are so situated that the points of intersection, x, y, z , of the three pairs of corresponding sides, $BC, B'C'$; $CA, C'A'$; $AB, A'B'$, are collinear, then the straight lines AA', BB', CC' , joining the pairs of corresponding vertices, are concurrent.*

This may be proved indirectly as follows:

Let O be the intersection of the lines BB' and CC' ; and let the straight line AO cut $B'z$ at A_1 , which, so far as we know, may or may not coincide with A' .

Then Δ s ABC and $A_1B'C'$ fulfil the conditions of the *direct* theorem; therefore A_1C' and AC must intersect on the straight line xz .

But AC cuts xz at y .

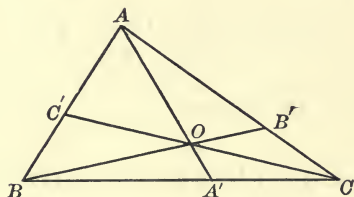
Therefore A_1C' must pass through y , and hence A_1 must coincide with A' .

This theorem and its converse are known as Desargues's theorems, named from Gerard Desargues (born at Lyons, France, 1593, died 1662), to whom they are usually attributed, though the geometric properties involved in them were known much earlier.

PROPOSITION XIX

281. *If through any point O straight lines are drawn to the vertices A, B, C of a triangle, meeting the opposite sides at A', B', C' , respectively, then the product of the ratios of the segments of the sides taken in order equals unity, that is,*

$$\frac{BA'}{A'C} \cdot \frac{CB'}{B'A} \cdot \frac{AC'}{C'B} = 1.$$



Proof. Take $\triangle AA'C$ and consider BOB' a transversal of it.

Then
$$\frac{AO}{OA'} \cdot \frac{A'B}{BC} \cdot \frac{CB'}{B'A} = -1;$$

also from $\triangle AA'B$ and the transversal COC' we get

$$\frac{AO}{OA'} \cdot \frac{A'C}{CB} \cdot \frac{BC'}{C'A} = -1.$$

Dividing the first of these results by the second, and remembering that $BC = -CB$, $A'B = -BA'$, etc., we obtain,

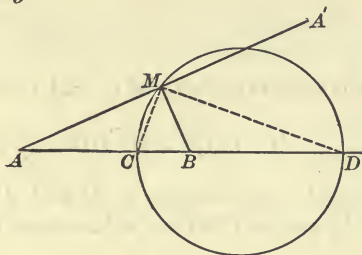
$$\frac{BA'}{A'C} \cdot \frac{CB'}{B'A} \cdot \frac{AC'}{C'B} = 1.$$

The converse of this theorem may easily be proved indirectly.

In the diagram we have chosen the point O within the triangle ABC . The relation is equally true if the point is chosen outside the triangle. This should be verified both for a point O obtained by passing out of the triangle across a side, and through a vertex.

PROPOSITION XX

282. *To find the locus of a point whose distances from two fixed points are in a constant ratio different from unity.*



Let A and B be the two fixed points, and M any point, such that $MA:MB$ equals a given fixed quantity p .

It is required to find the locus of M .

Construction. Join AB and divide this line-segment internally at C and externally at D in the given ratio p , *i.e.* so that $AC:CB = AD:DB = p$. (Art. 271.)

Then $MA:MB = AC:CB$.

Therefore MC bisects $\angle AMB$. (Ex. 1, p. 160.)

Also $MA:MB = AD:DB$.

Therefore MD bisects $\angle A'MB$. (Ex. 4, p. 164.)

Therefore $\angle CMD$ is a right angle.

Whence the locus of M is a circle of which CD is a diameter.

EXERCISES

1. What is the locus of a point equidistant from two fixed points? (See Art. 57.)


That is, what is the locus of a point whose distances from two fixed points are in a constant ratio, *equal to unity*?

2. How would the diagram for Proposition XX change if the given constant ratio were made more and more nearly equal to unity? As the ratio approaches unity how does the point C move? How does the point D move? What about the circle?

HARMONIC DIVISION*

283. DEFINITION. Any line-segment which is divided internally and externally in the same ratio is said to be divided **harmonically**.

For example, if the segment AB , as in the last proposition, is divided internally at C and externally at D in such way that



$$AC : CB = AD : DB,$$

then AB is divided harmonically at C and D , and the four points A, B, C, D , are said to form a harmonic range.

284. THEOREM. *If any line-segment AB is divided harmonically at C and D , the line-segment CD is also divided harmonically at A and B .*

For if $AC : CB = AD : DB,$

so also is $CA : AD = CB : BD,$ (Art. 234.)

which shows that the segment CD is divided at A and B internally and externally in the same ratio.

Thus in a harmonic range of four points there are two pairs of points such that each pair bears the same relation to the other pair.

The points of each pair are called 'harmonic conjugates' relative to the points of the other pair, and are said to be separated harmonically by them.

285. For the sake of symmetry we have written the ratios in the form $AC : CB = AD : DB$, but since the point D divides the segment AB externally, while C divides it internally, one

* This section may be omitted on a first reading.

of the four segments AC , CB , AD , DB , must be opposite in sign from the other three; and so, if attention be given to signs, we should write either

$$AC : CB = AD : -DB,$$

or

$$AC : CB = AD : BD.$$

Choosing the latter form, we may write

$$\frac{CB}{AC} = \frac{BD}{AD},$$

or, since $CB = AB - AC$ and $BD = AD - AB$,

$$\frac{AB - AC}{AC} = \frac{AD - AB}{AD}.$$

Hence

$$\frac{AB}{AC} - 1 = 1 - \frac{AB}{AD},$$

or

$$\frac{AB}{AC} + \frac{AB}{AD} = 2.$$

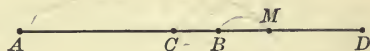
Therefore

$$\frac{1}{AC} + \frac{1}{AD} = \frac{2}{AB}, \quad (1)$$

a formula of great value in the theory of Harmonic Division.

286. Another important relation among harmonic points on a line can be deduced in a similar way.

Let A , C , B , D be a harmonic range, A and B being harmonically separated by



C and D , and let M be the mid-point of the line-segment CD .

Then

$$AM \cdot BM = \overline{CM}^2.$$

Proof. Since the points A , C , B , D are harmonic, A , B and C , D being the pairs of conjugates,

$$\frac{AC}{CB} = \frac{AD}{BD}.$$

Moreover, giving attention to the signs of segments,

$$AC = AM + MC,$$

$$CB = CM + MB,$$

$$AD = AM + MD,$$

$$BD = BM + MD;$$

and since M is the mid-point of CD ,

$$CM = MD.$$

Substituting in the relation

$$\frac{AC}{CB} = \frac{AD}{BD},$$

we have
$$\frac{AM + MC}{CM + MB} = \frac{AM + MD}{BM + MD},$$

or
$$\frac{AM - CM}{CM - BM} = \frac{AM + CM}{BM + CM}.$$

Whence, multiplying by the common denominator and collecting terms,

$$AM \cdot BM = CM \cdot CM = \overline{CM}^2.$$

EXERCISES

1. Show that two points of a straight line which are harmonically separated by two others are both on the same side of the mid-point of the line-segment determined by the two others.

2. The base of any triangle is cut harmonically by the bisectors of the internal and external vertical angles.

3. The hypotenuse of a right triangle is cut harmonically by two lines through the vertex of the right angle which make equal angles with one of the sides.

4. A straight line meets two intersecting circles at P, Q, R, S , and their common chord at O ; prove that OP, OQ, OR, OS , taken in a proper order, are proportional.

MISCELLANEOUS EXERCISES

1. If two triangles have one angle of the one equal to one angle of the other, and a second angle of the one supplementary to a second angle of the other, then the sides about the third angles are proportional.

2. AE bisects the vertical angle of the triangle ABC and meets the base in E ; show that if circles are described about the triangles ABE and ACE , their diameters are to each other in the same ratio as the segments of the base.

3. Two circles touch internally at O ; AB a chord of the larger circle touches the smaller at C which is cut by the lines OA , OB at P and Q ; show that $OP : OQ = AC : CB$.

4. If two triangles have their sides parallel in pairs, the straight lines joining their vertices meet in a point, or are parallel.

5. If any two similar polygons have three pairs of corresponding sides parallel, the straight lines joining the corresponding vertices meet in a point or are parallel.

6. If A, B, C, D are any four points on a circle and E, F, G, H are the mid-points of the arcs AB, BC, CD, DA , respectively, prove that the straight lines EG and FH are at right angles.

7. The sum of the perpendiculars drawn from any point within an equilateral triangle on the three sides is invariable.

8. Prove that the straight lines which trisect one angle of a triangle do not trisect the opposite side.

9. That part of any tangent to a circle which is intercepted between tangents at the extremities of a diameter is divided at the point of contact into segments such that the radius of the circle is a mean proportional between them.

10. If two chords AB and AC , drawn from a point A on a circle ABC , are produced to meet the tangent at the other extremity of the diameter through A , in the points D and E respectively, show that the triangle AED is similar to the triangle ABC .

11. On a circle of which AB is a diameter take any point P . Draw PC and PD on opposite sides of AP and equally inclined to it, meeting AB at C and D . Prove $AC : BC = AD : BD$.

SUMMARY OF CHAPTER III

1. DEFINITIONS.

- (1) *To Measure* — to find out by experiment how many times a given magnitude will contain a chosen unit. § 211.
- (2) *Multiple of a Given Magnitude* — a magnitude which will contain that magnitude an integral number of times. § 211.
- (3) *Measure of a Given Magnitude* — a magnitude which is contained in that magnitude an integral number of times. § 211.
- (4) *Commensurable Magnitudes* — such as can be measured with a common unit. § 213.
- (5) *Incommensurable Magnitudes* — such as cannot be measured by any common unit. § 213.
- (6) *Ratio of Two Quantities* — their relative magnitude, *i.e.* how many times one is as great as the other. § 216.
- (7) *Ratio of Two Commensurable Magnitudes* — the ratio of their numerical measures by a common unit. § 220.
- (8) *Ratio of Two Incommensurable Magnitudes* — the limit which the ratio of their approximate measures by a common unit approaches, as this unit is indefinitely diminished. § 229.
- (9) *Limit of a Variable Quantity* — a fixed quantity to which the variable approaches nearer than for any assignable difference, though it cannot be made absolutely identical with it. § 227.
- (10) *Proportion* — a statement of the equality of two ratios. § 232.
- (11) *Continued proportion, mean proportional, third proportional.*
See § 236.
- (12) *Mutually Equiangular Polygons* — those having their angles equal, each to each, and in the same order. § 247.
- (13) *Similar Polygons* — two polygons which have the same number of sides, are mutually equiangular, and have their pairs of corresponding sides proportional. § 248.
- (14) *Radical Axis of Two Intersecting Circles* — the line of their common chord. § 263.
- (15) *Coaxial System of Circles* — the circles through two fixed points. § 263.
- (16) *Division in Extreme and Mean Ratio* — division of a line-segment into two parts, such that one of them is a mean proportional between the whole segment and the other part. § 274.
- (17) *Harmonic Division* — division of a line-segment internally and externally in the same ratio. § 283.

2. POSTULATES.

- (1) If P and Q are any two equal magnitudes, and R is a third magnitude of the same kind, then the ratio of P to R is equal to the ratio of Q to R , *i.e.* if $P = Q$, then $P : R = Q : R$; and conversely, if P and Q are such that $P : R = Q : R$, then $P = Q$. (Postulate 6.) § 218.
- (2) If P and Q are two unequal magnitudes, and R is a third magnitude of the same kind, then the ratio of P to R is greater or less than the ratio of Q to R , according as P is greater or less than Q . (Postulate 7.) § 218.

3. PROBLEMS.

- (1) To divide a given line-segment into any required number of equal parts. § 269.
- (2) To divide a given line-segment into parts proportional to other given line-segments. § 270.
- (3) To divide a given line-segment internally or externally in a given ratio. § 271.
- (4) To find a fourth proportional to three given line-segments. § 272.
- (5) To find a mean proportional between two given line-segments. § 273.
- (6) To divide a given line-segment in extreme and mean ratio. § 275.
- (7) Upon a given line-segment to construct a polygon similar to a given polygon, and such that the given line-segment shall be homologous to a given side. § 276.
- (8) To find the locus of a point whose distances from two fixed points are in a constant ratio different from unity. § 282.

4. THEOREM ON LIMITS.

If there are two variable quantities dependent on the same quantity in such a way that they remain always equal while each approaches a limit, then their limits are equal. § 230.

5. THEOREMS ON PROPORTION.

- (1) If four numbers are in proportion, the product of the extremes equals the product of the means. § 233.
- (2) If $a : b = c : d$, then by inversion $b : a = d : c$, and by alternation $a : c = b : d$. § 234.
- (3) If $a : b = c : d$, then by composition $a + b : b = c + d : d$, by division $a - b : b = c - d : d$, and by composition and division $a + b : a - b = c + d : c - d$. § 237.

- (4) If three terms of one proportion are equal, respectively, to the three corresponding terms of another, their fourth terms must be equal. § 238.
- (5) If any number of ratios are equal, then the sum of all the antecedents is to the sum of all the consequents as any one antecedent is to its consequent. § 240.

6. THEOREMS ON THE SIMILARITY OF TRIANGLES.

- (1) Two triangles are similar if the three angles of one are equal, respectively, to the three angles of the other. § 249.
- (2) If two triangles have two angles of one equal, respectively, to two angles of the other, the triangles are similar. § 250.
- (3) If two triangles have an angle of one equal to an angle of the other, and the sides including these angles proportional, the triangles are similar. § 251.
- (4) If the ratios of the three sides of one triangle to the three sides of another, two and two, are equal, the triangles are similar. § 253.

7. THEOREMS ON CHORDS OF CIRCLES.

- (1) If two chords of a circle intersect within the circle, the product of the segments of the one equals the product of the segments of the other. § 258.
- (2) If through a fixed point within a circle any chord is drawn, the product of its segments is the same whatever its direction. § 259.
- (3) Either segment of the least chord that can be drawn through a fixed point within a circle is a mean proportional between the segments of any other chord drawn through that point. § 260.
- (4) A perpendicular drawn from any point of a circle to a diameter is a mean proportional between the segments into which it divides the diameter. § 256.
- (5) If two chords of a circle, when produced, intersect without the circle, the product of the segments of the one equals the product of the segments of the other. § 261.
- (6) If a tangent and a secant of a circle intersect, the tangent is a mean proportional between the whole secant and its external segment. § 262.
- (7) If from any point on the common chord of two intersecting circles produced, tangents are drawn to the circles, the lengths of these tangents are equal. § 263.

8. MISCELLANEOUS THEOREMS.

- (1) A straight line parallel to one side of a triangle divides the other two sides in the same ratio, and conversely. §§ 242, 244.
- (2) The bisector of an angle of a triangle divides the opposite side into segments proportional to the adjacent sides. § 245.
- (3) If two similar polygons are divided into triangles by the diagonals drawn from a pair of homologous vertices, these triangles are similar each to each and are similarly placed, and conversely. § 252.
- (4) The perimeters of two similar polygons are in the same ratio as any two corresponding sides. § 254.
- (5) If in a right triangle the perpendicular is drawn from the vertex of the right angle to the hypotenuse: (1) the two triangles thus formed are similar to each other and to the whole triangle; (2) the perpendicular is a mean proportional between the segments of the hypotenuse; (3) each side of the triangle is a mean proportional between the hypotenuse and the segment adjacent to that side. § 255.
- (6) In equal circles, angles at the centre are in the same ratio as the arcs subtending them. § 266.
- (7) If the sides of a triangle are cut by any straight line, the product of the ratios of their segments taken in order equals unity, and conversely (Menelaus's theorem). §§ 277, 278.
- (8) If two triangles are so situated that the straight lines joining the pairs of corresponding vertices are concurrent, then the points of intersection of the three pairs of corresponding sides are collinear, and conversely (Desargues's theorem). §§ 279, 280.
- (9) If through any point straight lines are drawn to the vertices of a triangle, intersecting the sides, the product of the ratios of the segments of the sides taken in order equals unity. § 281.
- (10) If any line-segment AB is divided harmonically at C and D , the line-segment CD is also divided harmonically at A and B . § 284.

CHAPTER IV

AREAS OF PLANE POLYGONS



SECTION I

PARALLELOGRAMS AND TRIANGLES

287. In the preceding chapters we have discussed for the most part only geometrical figures (combinations of points and lines) and the conditions under which two such figures can be made to coincide. We have spoken of the length of a line-segment and of the relative lengths of two line-segments, of the size of an angle and of the relative sizes of two angles; but so far have had nothing to do with surfaces or the measurement of surfaces.

In this chapter we shall consider the measurement of surfaces enclosed by certain plane rectilinear figures.

288. When two polygons are placed so as to have one or more sides or parts of sides in common, without overlapping, they are said to be **adjacent**.

By disregarding the common parts of the boundaries

of two adjacent polygons, a third polygon is obtained which is defined to be the **sum** of the first two.

The sum of two polygons is thus a polygon such that within



it lie all the points which are inside of either of the first two, and no other points.

If we have two polygons A and B whose sum as defined above is C , then the **difference** between the polygons C and A is the polygon B , or the **difference** between the polygons C and B is the polygon A .

289. DEFINITION. The **area** of a plane closed figure is the surface lying within the figure.

The area of a circle is the surface lying within the circle, *i.e.* enclosed by the circle.

The area of a triangle is the surface enclosed by the three sides of the triangle.

AXIOM 11. *If two plane polygons or other closed figures are identically equal, their areas are equal.*

AXIOM 12. *The sum of the areas of two plane polygons is equal to the area of their sum.*

290. To measure a surface, we must first fix upon a **unit of surface**.

The **unit** most frequently chosen is the surface enclosed by a square whose sides are each of unit length.

If the unit length is one inch, the unit of surface is the surface enclosed by a square each of whose sides is an inch in length. Such a surface is called a **square inch**.

If the unit of length is a foot, then the unit of surface is a square foot; or, if the unit of length is a yard, or a centimetre, the unit of surface is a square yard, or a square centimetre, and so on.

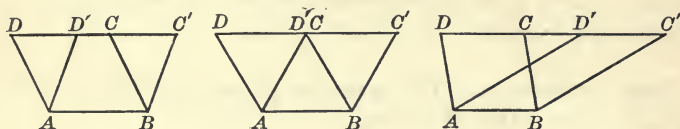
291. The measure of the area of any geometrical figure is the number which expresses how many times this area will contain the chosen unit of surface.

For brevity we shall frequently speak of 'the area of a figure' as though it were 'the *measure* of the area,' and in that sense the area is a number.

NOTATION. Hereafter the symbol \square will frequently be used as an abbreviation for the word 'parallelogram,' \square for the word 'rectangle,' and \square for the word 'square.'

PROPOSITION I

292. *Parallelograms upon the same base and between the same parallels are equal in area.*



Let $ABCD$ and $ABC'D'$ be two parallelograms on the same base AB , such that the sides opposite to AB , viz. CD and $C'D'$, are in the same straight line.

It is required to prove that these parallelograms are equal in area.

Proof. The whole polygon $ABC'D$ is the sum of $\square ABCD$ and $\triangle BC'C$. (Def.)

It is also the sum of $\square ABC'D'$ and $\triangle AD'D$. (Def.)

Therefore the area of $\square ABCD$ + the area of $\triangle BC'C$ = the area of $\square ABC'D'$ + the area of $\triangle AD'D$. (Ax. 12.)

But $\triangle s BC'C$ and $AD'D$ are identically equal. Prove.

Therefore the area of $\triangle BC'C$ = the area of $\triangle AD'D$.

(Ax. 11.)

Hence the area of $\square ABCD$ = the area of $\square ABC'D'$.

Notice that the proof applies equally well to any of the three possible cases represented in the diagrams, viz. (1) when DC and $D'C'$ overlap, (2) when C and D' coincide, (3) when DC and $D'C'$ are separated.

293. When we say that two polygons are *equal*, we shall mean simply that they have equal areas, and not that they are necessarily superposable. If it is meant that two figures are superposable, we shall say as heretofore that they are *identically equal*.

294. COROLLARY I. *Parallelograms upon equal bases and between the same parallels are equal in area.*

Let $ABCD$ and $A'B'C'D'$ be two parallelograms upon equal bases and between the same parallels. Join $A'D$ and $B'C$. $A'B'CD$ is also a parallelogram. Why?

Then $\square ABCD = \square A'B'CD$.

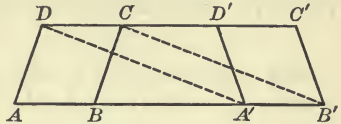
For they are upon the same base CD and between the same parallels.

Similarly

$$\square A'B'CD = \square A'B'C'D'.$$

Therefore

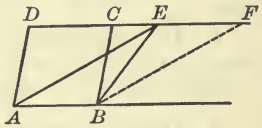
$$\square ABCD = \square A'B'C'D'.$$



295. COROLLARY II. *If a triangle and a parallelogram are upon the same base, or upon equal bases, and between the same parallels, the area of the triangle equals half the area of the parallelogram.*

Let $\triangle ABE$ and $\square ABCD$ be upon the same, or equal bases, and between the same parallels.

It is required to prove that the area of the triangle equals half the area of the parallelogram. Complete $\square ABFE$.



Then $\square ABCD = \square ABFE$. (Prop. I.)

Also $\triangle ABE$ is identically equal to $\triangle FEB$ (Art. 124) and its area is therefore half the area of $\square ABFE$.

Therefore the area of $\triangle ABE$ equals half the area of $\square ABCD$.

296. COROLLARY III. *Triangles upon the same base, or upon equal bases, and between the same parallels are equal in area.*

297. COROLLARY IV. *Triangles upon equal bases in the same straight line, having their opposite vertices in common, are equal in area.*

DEFINITIONS

298. When one side of a parallelogram has been named the **base**, the perpendicular distance between it and the opposite side is called the **altitude** of the parallelogram.

When one side of a triangle has been named the **base**, the perpendicular distance of the opposite vertex from it is called the **altitude** of the triangle.

299. COROLLARY V. *Any parallelogram is equal in area to a rectangle having an equal base and an equal altitude.*

EXERCISES

1. The straight line joining any vertex of a triangle to the mid-point of the opposite side forms with the sides two triangles of equal areas.

2. Of two triangles which are between the same parallels, that has the greater area which has the greater base.

3. If two triangles, equal in area, are upon the same base and upon the same side of it, the straight line joining their vertices is parallel to the base.

4. ABC is any triangle and DE is drawn parallel to the base BC , meeting AB and AC at D and E ; BE and CD are joined. Prove that $\triangle DBC = \triangle EBC$, $\triangle BDE = \triangle CED$, and $\triangle ABE = \triangle ACD$.

5. $ABCD$ is a quadrilateral having AB parallel to CD ; its diagonals AC and BD intersect at O . Prove that $\triangle AOD = \triangle BOC$.

6. If through the vertices of a triangle, straight lines are drawn parallel to the opposite sides and produced to meet, the triangle so formed is the sum of four equal triangles.

7. On the same base and between the same parallels as a given parallelogram, construct a rhombus equal in area to the given parallelogram.

8. Divide a given parallelogram into two equal parallelograms. In how many ways can this be done?

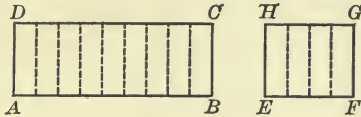
9. ABC is any triangle, and D any point in AB . Find a point E in BC produced such that $\triangle DBE = \triangle ABC$.

10. If one diagonal of a quadrilateral bisects the other diagonal, it divides the quadrilateral into two triangles equal in area.

11. $ABCD$ is any quadrilateral, AC and BD its diagonals. A parallelogram $EFGH$ is constructed by drawing through the vertices straight lines parallel to the diagonals. Prove that $ABCD$ equals half of $EFGH$.

PROPOSITION II

300. *The areas of two rectangles having equal altitudes are in the same ratio as their bases.*



Let $ABCD$ and $EFGH$ be two rectangles of equal altitudes AD and EH .

It is required to prove that

$$\text{area of } ABCD : \text{area of } EFGH = AB : EF.$$

Proof. There are two cases to be considered according as AB and EF are commensurable or incommensurable.

CASE I. When AB and EF are commensurable.

Let AB and EF have a common measure x which is contained m times in AB and n times in EF .

Then
$$\frac{AB}{EF} = \frac{m}{n}. \quad (\text{Art. 220.})$$

Divide AB and EF into segments each equal to x , and through the points of division draw lines parallel to AD and EH , respectively, thus dividing the rectangle $ABCD$ into m rectangles, and the rectangle $EFGH$ into n rectangles, all identically equal (Art. 129), and therefore equal in area.

Since $\square ABCD$ is the sum of m of these equal rectangles, and $\square EFGH$ is the sum of n of them,

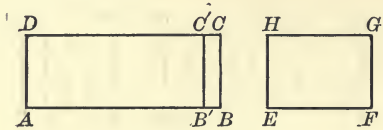
$$\frac{\text{area of } ABCD}{\text{area of } EFGH} = \frac{m}{n}.$$

Therefore
$$\frac{\text{area of } ABCD}{\text{area of } EFGH} = \frac{AB}{EF},$$

or, $\text{area of } ABCD : \text{area of } EFGH = AB : EF.$

CASE II. When AB and EF are incommensurable.

Take any measure of EF , say x , and apply it to AB as often as possible, letting B' be the last point of division, so that $B'B$ is a remainder less than x .



Through B' draw $B'C'$ parallel to BC .

Then $AB'C'D$ and $EFGH$ are two rectangles of equal altitudes whose bases AB' and EF are commensurable.

Therefore
$$\frac{\text{area of } AB'C'D}{\text{area of } EFGH} = \frac{AB'}{EF}. \quad (\text{Case I.})$$

If now the measure x be repeatedly diminished, the base AB' approaches the base AB as its limit, while the rectangle $AB'C'D$ approaches the rectangle $ABCD$ as its limit.

Therefore the limit of the variable ratio $\frac{\text{area of } AB'C'D}{\text{area of } EFGH}$ is the ratio $\frac{\text{area of } ABCD}{\text{area of } EFGH}$, and the limit of the variable ratio $\frac{AB'}{EF}$ is the ratio $\frac{AB}{EF}$.

But these variable ratios are always equal; therefore their limits are equal. That is

$$\frac{\text{area of } ABCD}{\text{area of } EFGH} = \frac{AB}{EF}. \quad (\text{Art. 230.})$$

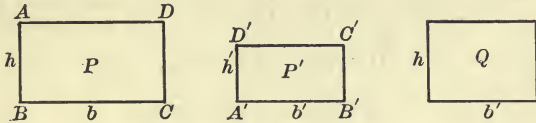
Or, area of $ABCD$: area of $EFGH$ = AB : EF .

301. COROLLARY I. *The areas of two rectangles having equal bases are in the same ratio as their altitudes.*

302. COROLLARY II. *The areas of two triangles having equal altitudes are in the same ratio as their bases; or, having equal bases are in the same ratio as their altitudes.*

PROPOSITION III

303. *The areas of any two rectangles are in the same ratio as the products of their bases and altitudes.*



Let $ABCD$ and $A'B'C'D'$ be two rectangles whose areas are denoted by P and P' , whose bases are b and b' , and whose altitudes are h and h' , respectively.

It is required to prove that $\frac{P}{P'} = \frac{bh}{b'h'}$.

Proof. Construct a third rectangle, denoting its area by Q , whose base is equal to b' , and altitude equal to h .

Then $\frac{P}{Q} = \frac{b}{b'}$ and $\frac{Q}{P'} = \frac{h}{h'}$. (Prop. II.)

Therefore $\frac{P}{P'} = \frac{bh}{b'h'}$ (Art. 239.)

or $P : P' = bh : b'h'$.

EXERCISES

1. One rectangle has a base of 12 ft. and an altitude of 3 ft., another a base of 7 ft. and an altitude of 5 ft. What is the ratio of their areas?
2. The ratio of the area of one rectangle to the area of another is 3 : 2. The first has an altitude of 8 ft. and a base of 15 ft. The second has an altitude of 5 ft. Find its base.
3. In two rectangles, the base of the first is double that of the second, but the altitude of the first is only one-third that of the second; what is the ratio of their areas?
4. The lengths of two rectangular fields are in the ratio 2 : 3. What must be the ratio of their widths in order that the first may have an area twice as great as the second?

304. Suppose that in the last proposition the rectangle $A'B'C'D'$ is a square having unit base and unit altitude.

Then P' is the unit of surface; in other words, it is unit area. And since b' and h' are in that case each unity, the

relation $P: P' = bh : b'h'$

becomes $P: \text{unit area} = bh : 1,$

or $P = bh$ times unit area.

That is, the area of the rectangle $ABCD$ is equal to the product of its base and altitude times unit area.

In other words, P contains the unit area bh times, or the measure of P is bh .

THEOREM. *The measure of the area of a rectangle is equal to the product of its base and its altitude.*

Or, more briefly, *the area of a rectangle is equal to the product of its base and altitude.*

EXERCISE. Divide a given rectangle into unit squares by straight lines drawn through points of division in its sides, and show that it contains as many squares as is represented by the product of its base and altitude.

305. COROLLARY I. *The area of a parallelogram is equal to the product of its base and altitude.*

For, any parallelogram is equal in area to a rectangle having the same base and an equal altitude. (Art. 299.)

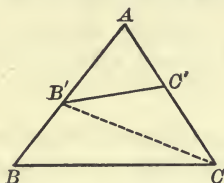
306. COROLLARY II. *The area of a triangle is equal to half the product of its base and altitude.*

For, the area of a triangle is half the area of a parallelogram having the same base and an equal altitude. (Art. 295.)

307. COROLLARY III. *The area of a square is equal to the square of any one of its sides.*

PROPOSITION IV

308. *The areas of two triangles having an angle of the one equal to an angle of the other are in the same ratio as the products of the sides containing the equal angles.*



Let BAC and $B'AC'$ be two triangles having the angles at A equal.

It is required to prove that $\text{area of } BAC : \text{area of } B'AC' = BA \cdot AC : B'A \cdot AC'$.

Proof. Place the triangles so that the equal angles coincide as in the figure, and join $B'C$.

$$\text{Then} \quad \frac{\text{area of } BAC}{\text{area of } B'AC'} = \frac{BA}{B'A}, \quad (\text{Art. 302.})$$

$$\text{and} \quad \frac{\text{area of } B'AC}{\text{area of } B'AC'} = \frac{AC}{AC'}.$$

$$\text{Therefore} \quad \frac{\text{area of } BAC}{\text{area of } B'AC'} = \frac{BA \cdot AC}{B'A \cdot AC'}, \quad (\text{Art. 239.})$$

$$\text{or} \quad \text{area of } BAC : \text{area of } B'AC' = BA \cdot AC : B'A \cdot AC'.$$

309. COROLLARY. *The areas of two parallelograms having an angle of the one equal to an angle of the other are in the same ratio as the products of the sides containing the equal angles.*

EXERCISE

1. $ABCD$ is any parallelogram. Through E , any point in the diagonal AC , straight lines are drawn parallel to the sides. Show that the area of the parallelogram EB equals the area of the parallelogram ED .

310. It should be remembered that by the product of two line-segments we mean the product of their measures, and that by the square of a line-segment we mean the square of its measure.

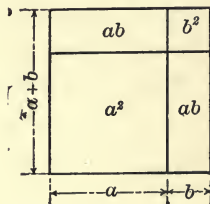
Thus the **product of two given line-segments** equals the area of a rectangle whose adjacent sides are respectively equal to the given segments; and the **square of a given line-segment** equals the area of a square each of whose sides equals the given segment.

311. THEOREM. *If a given line-segment is divided internally into any two parts, the square on the whole segment is equal in area to the sum of the squares on the two parts together with twice the rectangle contained by the two parts.*

If we let a and b be the measures of the parts, then $(a + b)$ is the measure of the given segment and the theorem may be stated algebraically thus:

$$(a + b)^2 = a^2 + b^2 + 2ab.$$

The accompanying diagram illustrates geometrically the truth of the theorem.



312. THEOREM. *If a given line-segment is divided externally into any two parts, the square on the given segment is equal in area to the sum of the squares on the two parts less twice the rectangle contained by the two parts.*

As before, let a and b be the measures of the parts; then $(a - b)$ is the measure of the given segment, and the theorem may be stated algebraically thus:

$$(a - b)^2 = a^2 + b^2 - 2ab.$$

Make a diagram illustrating this theorem. If C divides AB externally, and you let $AC = a$, and $BC = b$, then

$$AB = a - b.$$

Construct the squares on a and $a - b$ producing the sides of the latter to meet the former.

313. The relation between the two theorems stated above can be best shown by placing them side by side thus:

THEOREM (1) $A \xrightarrow{\quad C \quad} B$

$$\overline{AB}^2 = \overline{AC}^2 + \overline{CB}^2 + 2 AC \cdot CB.$$

THEOREM (2) $A \xrightarrow{\quad B \quad} C$

$$\overline{AB}^2 = \overline{AC}^2 + \overline{CB}^2 - 2 AC \cdot CB.$$

The two theorems are identical if we attach a *sign* to the segments. If C divides the segment AB internally, the parts AC and CB are of the same sign, while if C divides AB externally the parts are of opposite signs.

Thus the product $AC \cdot CB$ is in the first case *positive*, and in the second case *negative*. The square of either a positive or a negative segment is of course positive.

With this interpretation the relation

$$\overline{AB}^2 = \overline{AC}^2 + \overline{CB}^2 + 2 AC \cdot CB$$

is true no matter how the points A, B, C , are placed on a straight line.

This relation furnishes us with another illustration of the *Principle of Continuity*.

EXERCISES

1. Illustrate the following relations geometrically and state in words the theorem contained in each.

$$(1) \quad a(b + c) = ab + ac.$$

$$(2) \quad a^2 = 4 \left(\frac{a}{2} \right)^2.$$

$$(3) \quad a^2 - b^2 = (a + b)(a - b).$$

$$(4) \quad (a + b)^2 + (a - b)^2 = 2a^2 + 2b^2.$$

$$(5) \quad (a + b)^2 - (a - b)^2 = 4ab.$$

EXERCISES

1. The rectangle contained by two line-segments is equal to twice the rectangle contained by one of them and half of the other.

2. If a line-segment is divided internally into any three parts, the square on the whole segment is equal to the sum of the rectangles contained by the whole segment and its three parts.

3. Show that if a square and a rectangle have equal perimeters the square has the greater area.

4. If through the vertices of any triangle straight lines parallel to the sides are drawn to meet, two and two, the resulting triangle will contain three equal parallelograms.

5. Equal parallelograms on opposite sides of the same base are of equal altitude.

6. If two equal triangles are upon the same base and on opposite sides of it, the straight line joining their vertices is bisected by the base.

7. If a quadrilateral is divided into equal triangles by each of its diagonals, it is a parallelogram.

8. On the base of a given triangle construct another triangle of equal area having its vertex on a given straight line. In what case is this impossible?

9. The area of a trapezoid is equal to the product of its altitude and half the sum of its parallel sides.

10. Show that the sum of the squares on the two segments of a given line-segment is the least possible when it is bisected.

11. The sum of the squares on two internal segments of a given line-segment becomes greater as the point of section approaches one extremity.

12. Inscribe a square in a given semicircle.

13. If A, C, D, B are four points on a straight line so situated that D bisects CB , prove that the square on AC is less than the sum of the squares on AD and DB by twice the rectangle $AD \cdot DB$.

14. If BAC is any acute angle and BD, CE , are drawn perpendicular to its boundaries AC, AB , respectively, show that the rectangle whose sides are equal to AB and AE is equal in area to the rectangle whose sides are equal to AC and AD .

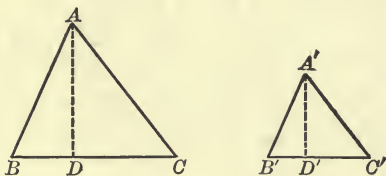
15. If ABC be a right-angled triangle and CD be drawn perpendicular to the hypotenuse, then $AD : DB = \overline{AC}^2 : \overline{BC}^2$.

SECTION II

AREAS OF SIMILAR POLYGONS

PROPOSITION V

314. *The areas of similar triangles are in the same ratio as the squares of any two homologous sides.*



Let ABC and $A'B'C'$ be two similar triangles, of which AB and $A'B'$ are homologous sides.

It is required to prove that

$$\text{area of } ABC : \text{area of } A'B'C' = \overline{AB}^2 : \overline{A'B'}^2.$$

Proof. Let AD and $A'D'$ be the altitudes of the two triangles.

$$\text{Then } \frac{\text{area of } ABC}{\text{area of } A'B'C'} = \frac{\frac{1}{2} BC \cdot AD}{\frac{1}{2} B'C' \cdot A'D'} = \frac{BC}{B'C'} \cdot \frac{AD}{A'D'}. \quad (\text{Art. 306.})$$

Now Δs ABC and $A'B'C'$ are similar;

$$\text{therefore } \frac{BC}{B'C'} = \frac{AB}{A'B'}.$$

And since Δs ADB and $A'D'B'$ are also similar, (Art. 249.)

$$\frac{AD}{A'D'} = \frac{AB}{A'B'}.$$

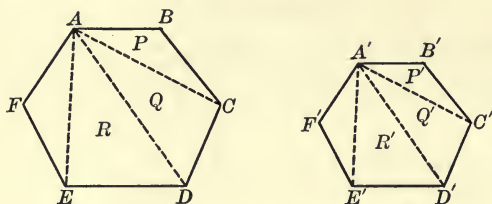
$$\text{Therefore } \frac{\text{area of } ABC}{\text{area of } A'B'C'} = \frac{AB}{A'B'} \cdot \frac{AB}{A'B'} = \frac{\overline{AB}^2}{\overline{A'B'}^2}.$$

EXERCISES

1. If the mid-points of two sides of a triangle are joined by a straight line, what part of the whole triangle is the smaller one so formed?

PROPOSITION VI

315. *The areas of similar polygons are in the same ratio as the squares of any two homologous sides.*



Let $ABCDEF$ and $A'B'C'D'E'F'$ be any two similar polygons of which AB and $A'B'$ are homologous sides.

It is required to prove that

$$\text{area of } AB \dots F : \text{area of } A'B' \dots F' = \overline{AB}^2 : \overline{A'B'}^2.$$

Proof. Divide the two polygons into triangles by drawing the diagonals from two homologous vertices, A and A' . These triangles will be similar, two and two. (Art. 252.)

Let the areas of the triangles be $P, Q, R, S \dots$ and P', Q', R', S', \dots .

Then

$$\frac{P}{P'} = \frac{\overline{AB}^2}{\overline{A'B'}^2} \quad \frac{Q}{Q'} = \frac{\overline{AC}^2}{\overline{A'C'}^2} = \frac{\overline{AB}^2}{\overline{A'B'}^2} \quad (\text{Prop. V.})$$

$$\frac{R}{R'} = \frac{\overline{AD}^2}{\overline{A'D'}^2} = \frac{\overline{AC}^2}{\overline{A'C'}^2} = \frac{\overline{AB}^2}{\overline{A'B'}^2}, \text{ etc.}$$

Whence

$$\frac{P}{P'} = \frac{Q}{Q'} = \frac{R}{R'} = \frac{S}{S'} = \dots = \frac{\overline{AB}^2}{\overline{A'B'}^2}.$$

Therefore

$$\frac{P + Q + R + S + \dots}{P' + Q' + R' + S' + \dots} = \frac{\overline{AB}^2}{\overline{A'B'}^2}. \quad (\text{Art. 240.})$$

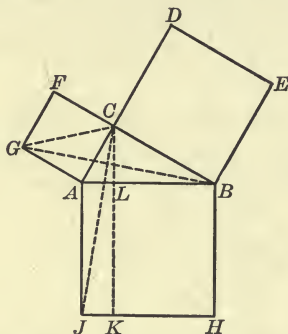
That is,

$$\frac{\text{area of } AB \dots F}{\text{area of } A'B' \dots F'} = \frac{\overline{AB}^2}{\overline{A'B'}^2}.$$

316. COROLLARY. *The areas of similar polygons are in the same ratio as the squares of any two homologous diagonals.*

PROPOSITION VII

317. *The area of the square described on the hypotenuse of a right triangle is equal to the sum of the areas of the squares described on the other two sides.*



Let ABC be a triangle, right-angled at C , and let AH , BD , and CG be squares described upon the three sides.

It is required to prove that the area of the square AH is equal to the sum of the areas of the two squares BD and CG .

Proof. Draw CK parallel to AJ or BH , and join CJ and BG . FC and CB are in the same straight line. Why?

Therefore $\triangle GAB =$ half of $\square GACF$. (Art. 295.)

Also $\triangle AJC =$ half of $\square AJKL$.

But $\triangle GAB$ and AJC or CAJ are identically equal. Why?

Therefore $\square GACF = \square AJKL$.

By joining AE and CH , it may be similarly proved that $\square BEDC = \square BHKL$.

This statement should be fully verified by the pupil.

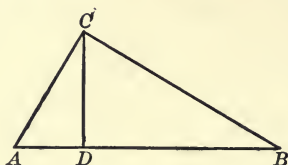
But \square s $AJKL$ and $BHKL$ together make up $\square AJHB$.

Therefore the areas of \square s $ACFG$ and $BEDC$ are together equal to the area of $\square AJHB$.

This theorem is usually attributed to Pythagoras, a Greek mathematician who lived about 550 B.C.

Alternate Proofs

1. In the triangle ABC , right-angled at C , draw CD perpendicular to the hypotenuse.



Then $AB : AC = AC : AD$, (Art. 255.)

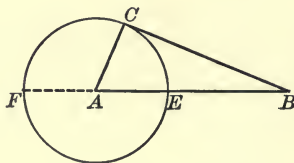
or $\overline{AC}^2 = AB \cdot AD$.

Also $AB : BC = BC : DB$, (Art. 255.)

or $\overline{BC}^2 = AB \cdot DB$.

Therefore $\overline{AC}^2 + \overline{BC}^2 = AB \cdot AD + AB \cdot DB$
 $= AB(AD + DB)$
 $= AB \cdot AB$
 $= \overline{AB}^2$.

2. With centre A and radius AC describe a circle.
 Let the side BA meet this circle in the points E and F .



Then BC is tangent to the circle. Why?

Hence $BE \cdot BF = \overline{BC}^2$. (Art. 262.)

But $BE = BA - EA = BA - AC$,

and $BF = BA + AF = BA + AC$.

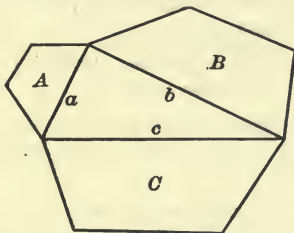
Therefore $BE \cdot BF = (BA - AC)(BA + AC) = \overline{BA}^2 - \overline{AC}^2$.

Hence $\overline{BA}^2 - \overline{AC}^2 = \overline{BC}^2$.

That is, $\overline{BA}^2 = \overline{AC}^2 + \overline{BC}^2$.

Many other methods for proving this theorem have been devised. The proof presented in the main proposition is that found in Euclid's Elements. The nature of the proof given by Pythagoras is not certainly known.

318. COROLLARY. *The area of any polygon described on the hypotenuse of a right triangle is equal to the sum of the areas of the similar polygons similarly described on the other two sides.*



Let a, b, c , be the sides of the right triangle, and A, B, C , be the areas of the polygons similarly described on them.

Then $A : C = a^2 : c^2$. (Prop. V.)

$$B : C = b^2 : c^2.$$

Therefore $A + B : C = a^2 + b^2 : c^2$. (Ex. 3, p. 165.)

But $a^2 + b^2 = c^2$; (Prop. VII.)

therefore $A + B = C$.

EXERCISES

1. State and prove the converse of Proposition VII.
2. If the difference of the squares on two sides of a triangle is equal to the square on the third side, the triangle is right-angled.
3. The square described on the diagonal of a given square is equal to twice the given square.

4. A quadrilateral is such that its diagonals intersect at right angles. Prove that the sum of the squares on one pair of opposite sides is equal to the sum of the squares on the other pair of opposite sides.

5. If O is the point of intersection of the perpendiculars drawn from the vertices of a triangle ABC to the opposite sides, the squares on OA and BC are together equal to the squares on OB and CA , and also to the squares on OC and AB .

6. If the hypotenuse and a side of one right triangle are equal to the hypotenuse and a side of another right triangle, show that the triangles are identically equal.

Prove by use of Proposition VII. See also a different proof in Chapter I, Proposition XIX.

7. Find a line-segment the square on which is equal to three times the square on a given line-segment.

8. Find a line-segment the square on which is equal to the difference of the squares on two given line-segments.

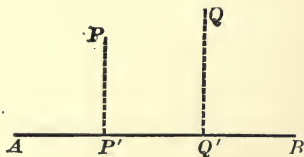
9. Five times the square on the hypotenuse of a right triangle is equal to four times the sum of the squares on the medians to the other two sides.

10. Three times the square on any side of an equilateral triangle is equal to four times the square on the perpendicular drawn from a vertex to the opposite side.

PROJECTIONS

319. If from a given point a perpendicular is drawn to a given straight line, the point of intersection, or, as we say, the foot of the perpendicular, is called the **projection of the given point upon the given line**.

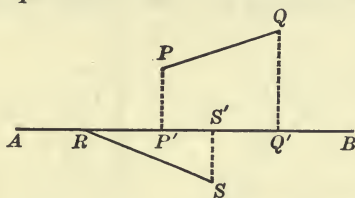
The projection of the point P upon the straight line AB is the point P' , and the projection of Q is Q' , if PP' and QQ' are perpendicular to AB .



The **projection of a given line-segment upon any straight line** is the intercept between the projections of its extremities upon the line.

The projection of the line-segment PQ upon the straight line AB is the segment $P'Q'$; the projection of the line-segment RS upon AB is the segment RS' .

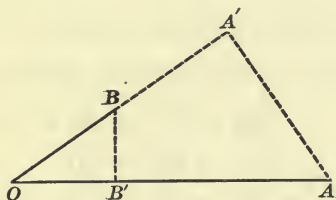
A line-segment is equal to its projection upon any straight line parallel to it, but is greater than its projection upon any straight line not parallel to it.



What is the projection upon a given straight line of a segment at right angles to it?

320. THEOREM. *If two line-segments OA and OB have one extremity in common, the product of OA and the projection of OB upon the line of OA equals the product of OB and the projection of OA upon the line of OB .*

From A and B draw the perpendiculars AA' and BB' , respectively.



Then OA' is the projection of OA upon the straight line OB , and OB' is the projection of OB upon the straight line OA , and we are required to prove that $OA \cdot OB' = OB \cdot OA'$.

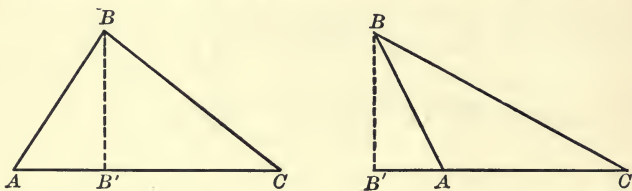
$\triangle s$ OAA' and OBB' are similar. Why?

Therefore $OA : OA' = OB : OB'$,

or $OA \cdot OB' = OB \cdot OA'$. (See Ex. 14, p. 206.)

PROPOSITION VIII

321. *In any triangle the square on the side opposite an acute angle is less than the sum of the squares on the other two sides by twice the product of either of these sides and the projection of the other upon it.*



Let the angle C of the triangle ABC be acute, and from B draw the perpendicular BB' to the line AC , so that CB' is the projection of CB upon the line AC .

It is required to prove that

$$\overline{AB}^2 = \overline{AC}^2 + \overline{CB}^2 - 2 AC \cdot CB'.$$

Proof. Since in either diagram AB' is divided externally at C ,

$$\overline{AB'}^2 = \overline{AC}^2 + \overline{CB}^2 - 2 AC \cdot CB'. \quad (\text{Art. 312.})$$

To each side of this relation add $\overline{BB'}^2$.

$$\text{Then } \overline{AB'}^2 + \overline{BB'}^2 = \overline{AC}^2 + \overline{CB}^2 + \overline{BB'}^2 - 2 AC \cdot CB'.$$

$$\text{But } \overline{AB'}^2 + \overline{BB'}^2 = \overline{AB}^2, \quad (\text{Prop. VII.})$$

$$\text{and } \overline{CB}^2 + \overline{BB'}^2 = \overline{CB}^2. \quad (\text{Prop. VII.})$$

$$\text{Therefore } \overline{AB}^2 = \overline{AC}^2 + \overline{CB}^2 - 2 AC \cdot CB'.$$

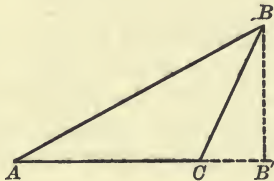
What does this relation become in case B' coincides with A , i.e. in case A is a right angle?

EXERCISE

If AB and CD are any two given line-segments, prove that the product of AB and the projection of CD upon the line of AB equals the product of CD and the projection of AB upon the line of CD .

PROPOSITION IX

322. *In an obtuse-angled triangle the square on the side opposite the obtuse angle is greater than the sum of the squares on the other two sides by twice the product of either of these sides and the projection of the other upon it.*



Let the angle C of the triangle ABC be obtuse, and from B draw the perpendicular BB' to the line AC , so that CB' is the projection of CB upon the line AC .

It is required to prove that

$$\overline{AB}^2 = \overline{AC}^2 + \overline{CB}^2 + 2 AC \cdot CB'.$$

Proof. Since AB' is divided internally at C ,

$$\overline{AB}^2 = \overline{AC}^2 + \overline{CB}^2 + 2 AC \cdot CB'. \quad (\text{Art. 311.})$$

To each side of this relation add $\overline{BB'}^2$.

$$\text{Then } \overline{AB'}^2 + \overline{BB'}^2 = \overline{AC}^2 + \overline{CB}^2 + \overline{BB'}^2 + 2 AC \cdot CB'.$$

$$\text{But } \overline{AB'}^2 + \overline{BB'}^2 = \overline{AB}^2,$$

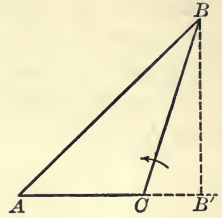
$$\text{and } \overline{CB}^2 + \overline{BB'}^2 = \overline{CB'}^2.$$

$$\text{Therefore } \overline{AB}^2 = \overline{AC}^2 + \overline{CB}^2 + 2 AC \cdot CB'.$$

323. No doubt the pupil has already noticed the close similarity between the proofs of Propositions VIII and IX. In fact, except for the change of sign of the segment CB' , the proofs are identical.

We might with perfect propriety consider the theorem of Proposition IX a general theorem of which both Propositions VII and VIII are special cases, though, of course, the proof of Proposition IX must follow that of Proposition VII, since it depends upon it.

Suppose, for example, in the diagram for Proposition IX we rotate the side CB about C in the way indicated by the arrow-head. The angle ACB gradually decreases in magnitude, while the point B' approaches C and coincides with C when $\angle ACB$ becomes a right angle.



In this position the segment CB' is zero and the product $2 AC \cdot CB'$ is also zero.

$$\overline{AB}^2 = \overline{AC}^2 + \overline{CB}^2 + 2 AC \cdot CB'$$

$$\text{thus becomes } \overline{AB}^2 = \overline{AC}^2 + \overline{CB}^2,$$

which is the relation proved for a right triangle in Proposition VII.

If the rotation of CB about C continues, $\angle ACB$ becomes acute, B' moves in between C and A , the segment CB' changes sign, and we have the relation

$$\overline{AB}^2 = \overline{AC}^2 + \overline{CB}^2 - 2 AC \cdot CB',$$

which was proved independently in Proposition VIII.

Here again is an illustration of the *Principle of Continuity*.

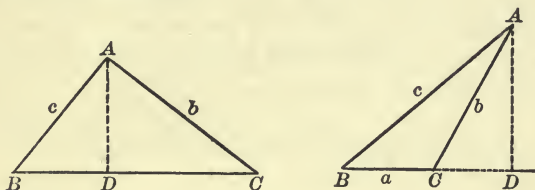
EXERCISE

The sum of the squares on two sides of any triangle is equal to twice the squares on half the third side, and on the median drawn to that side.

SUGGESTION. The median makes in general one acute angle and one obtuse angle with the third side. Apply Propositions VIII and IX, and add.

THE AREA OF A TRIANGLE IN TERMS OF ITS THREE SIDES

324. The area of a triangle has been found (Art. 306) to be half the product of its base and altitude, but it is sometimes more convenient to have at hand a formula expressing the area in terms of the lengths of the three sides. Such a formula we are now ready to deduce.



Let the triangle ABC symmetrically, denoting by a the length of the side opposite the vertex A , by b the length of the side opposite the vertex B , and by c the length of the side opposite the vertex C .

Giving proper attention to the sign of the segment CD ,

$$AB^2 = \overline{BC}^2 + \overline{CA}^2 + 2 BC \cdot CD,$$

(Prop. VIII and IX.)

or
$$c^2 = a^2 + b^2 + 2 a \cdot CD.$$

Whence,
$$CD = \frac{c^2 - a^2 - b^2}{2 a}.$$

If $\angle C$ is acute, the segment CD is negative as appears from the diagram.

Now
$$\begin{aligned} BD &= BC + CD \\ &= a + \frac{c^2 - a^2 - b^2}{2 a} \\ &= \frac{a^2 + c^2 - b^2}{2 a}. \end{aligned}$$

That is to say, whether $\angle C$ is acute or obtuse, the projection of the side c upon the side a equals $\frac{a^2 + c^2 - b^2}{2 a}$.

$$\begin{aligned}
 \text{Next, } \overline{AD}^2 &= \overline{AB}^2 - \overline{BD}^2 && (\text{Prop. VII.}) \\
 &= (AB + BD)(AB - BD) \\
 &= \left(c + \frac{a^2 + c^2 - b^2}{2a}\right) \left(c - \frac{a^2 + c^2 - b^2}{2a}\right) \\
 &= \frac{(a + c)^2 - b^2}{2a} \cdot \frac{b^2 - (a - c)^2}{2a} \\
 &= \frac{(a + b + c)(a - b + c)(a + b - c)(b + c - a)}{4a^2},
 \end{aligned}$$

$$\text{or } AD = \frac{1}{2a} \sqrt{(a + b + c)(a - b + c)(a + b - c)(b + c - a)}.$$

This expression for the length of AD can be written more conveniently if we let $a + b + c = 2s$,

$$\text{so that } a + b - c = 2s - 2c = 2(s - c),$$

$$a - b + c = 2s - 2b = 2(s - b),$$

$$\text{and } b + c - a = 2s - 2a = 2(s - a).$$

Substituting these values in the expression for AD gives

$$\begin{aligned}
 AD &= \frac{1}{2a} \sqrt{2s \cdot 2(s - a) \cdot 2(s - b) \cdot 2(s - c)} \\
 &= \frac{2}{a} \sqrt{s(s - a)(s - b)(s - c)}.
 \end{aligned}$$

That is, *the length of the perpendicular upon the side of a triangle from the opposite vertex A equals $\frac{2}{a} \sqrt{s(s - a)(s - b)(s - c)}$.*

Finally, the area of $\triangle ABC = \frac{1}{2} BC \cdot AD$, (Art. 306.)

$$\begin{aligned}
 &= \frac{1}{2} a \cdot \frac{2}{a} \sqrt{s(s - a)(s - b)(s - c)} \\
 &= \sqrt{s(s - a)(s - b)(s - c)}.
 \end{aligned}$$

EXERCISES

1. What does the formula in Article 324 for the projection of the side c upon the side a become when C is a right angle?
2. From symmetry write out the projections of (1) the side c upon the side b , (2) the side a upon the side b , etc.
3. By symmetry, write out the expressions for the lengths of the perpendiculars from the vertices B and C upon the opposite sides.
4. Show that the shortest perpendicular falls upon the longest side of the triangle, and that any two perpendiculars are inversely proportional to the sides upon which they fall.
5. The three sides of a triangle are 58 ft., 51 ft., and 41 ft., respectively, find its area.
6. Find the lengths of the perpendiculars from the three vertices on the opposite sides of a triangle whose sides are 7 in., 9 in., and 11 in., respectively.
7. The sides a , b , c , of a triangle are 5, 9, 11 feet, respectively; find whether or not it contains an obtuse angle, and the length of the projections of the sides a and b upon the side c .
8. Find the area in acres of a triangular field whose sides are 320, 425, and 261 yards, respectively.
9. Find the sides of a right triangle if their projections upon the hypotenuse are $3\frac{1}{2}$ and $13\frac{4}{7}$ feet, respectively.
10. The two parallel sides of a trapezoid are 16 and 21 feet, respectively, and their distance apart is 5 feet. Find the area.
11. The sum of the squares on the four sides of a parallelogram is equal to the sum of the squares on the diagonals.
12. The square on the base of an isosceles triangle is equal to twice the rectangle contained by either of the equal sides and the projection on it of the base.
13. If the square on one side of a triangle is less than the sum of the squares on the other two sides, how does the angle contained by these two sides compare with a right angle?
14. The base of a triangle being given, find the locus of the vertex when the sum of the squares on the two sides is also given.

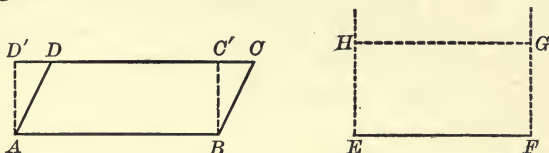
SUGGESTION. Apply Ex. 1, p. 216.

SECTION III

CONSTRUCTIONS

PROPOSITION X

325. *To construct a rectangle equal in area to a given parallelogram, and having one side equal to a given line-segment.*



It is required to construct a rectangle upon the given line-segment EF which shall be equal in area to the given parallelogram $ABCD$.

Construction. Draw AD' and BC' perpendicular to CD , thus forming a rectangle $ABC'D'$ equal in area to the given parallelogram $ABCD$. (Art. 299.)

If we suppose $EFGH$ to be the required rectangle, of which the side FG is as yet unknown,

then
$$EF \cdot FG = AB \cdot BC',$$

since the area of a rectangle equals the product of two adjacent sides. (Art. 304.)

Therefore
$$EF : AB = BC' : FG$$

and the required side FG can be found as the fourth proportional to EF , AB , and BC' . (Art. 272.)

The length of the side FG having been thus found, the required rectangle is easily constructed as follows:—

At E and F draw straight lines perpendicular to EF .

Cut off FG of the proper length, determined above, and make EH equal to it. Join HG .

Prove that the figure as constructed is a rectangle.

326. The *method of analysis* employed in the preceding construction (see page 86) should be resorted to whenever a direct solution of a problem does not readily appear.


It is strongly advised that the pupil actually make the constructions indicated in the exercises, drawing all lines carefully with ruler and compasses.

EXERCISES

1. Construct a parallelogram equal in area to a given triangle.
2. Construct a rectangle equal in area to a given triangle and having one side equal to a given line-segment.
3. Construct a square equal in area to a given parallelogram or triangle.

PROPOSITION XI

327. *To construct a square equal in area to the sum of two given squares.*



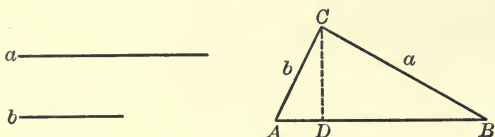
Let a and b be sides of the given squares. If they are placed at right angles, as in the diagram, then c will equal a side of the required square. Why?

EXERCISES

1. Construct a square equal in area to the difference of two given squares.
2. Construct a square equal in area to the sum of two given triangles.
3. Construct a square which shall be equal to the sum of three given squares.
4. Construct a rectangle equal in area to a given square and having one side of given length.

PROPOSITION XII

328. To find two line-segments having the same ratio as the areas of two given squares.



Let a and b be sides of the given squares.

Place these lines as in the diagram so as to form a right angle ACB and join AB . The areas of the given squares are in the ratio $\overline{BC}^2 : \overline{AC}^2$.

From C draw CD perpendicular to AB .

Then $AD : AC = AC : AB$, (Art. 255.)

or $\overline{AC}^2 = AD \cdot AB$.

Also $BD : BC = BC : BA$,

or $\overline{BC}^2 = BD \cdot BA = DB \cdot AB$.

Hence $\overline{BC}^2 : \overline{AC}^2 = DB \cdot AB : AD \cdot AB = DB : AD$.

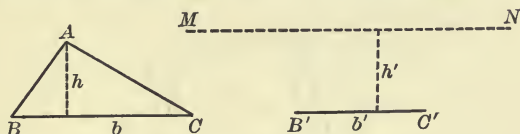
Therefore DB and AD are the required line-segments.

EXERCISES

1. Construct a square which shall have a given ratio to a given square.
2. If c is the third proportional to a and b , show that a is to c as the square on a is to the square on b .
3. Find two line-segments, one of given length, which shall be in the same ratio as the areas of two given squares.
4. Find two line-segments, one of given length, which shall be in the same ratio as the areas of two equilateral triangles.

PROPOSITION XIII

329. *To construct a triangle equal in area to a given triangle and having one side of given length.*



It is required to construct on the line-segment $B'C'$ a triangle equal in area to a given triangle ABC .

Construction. Let b and h be the base and altitude, respectively, of the given triangle, and b' and h' the base and altitude of the required triangle, of which h' is unknown.

Then $\frac{1}{2}hb = \frac{1}{2}h'b'$, or $hb = h'b'$. (Art. 306.)

Therefore $b' : b = h : h'$;

and h' can be determined as the fourth proportional to b' , b , and h . (Art. 272.)

When h' has been so determined, draw a line MN parallel to $B'C'$, whose distance from $B'C'$ equals h' .

Then any triangle having $B'C'$ for base and its vertex in MN will satisfy the given conditions.

PROPOSITION XIV

330. *To construct a triangle equal in area to the sum of two given triangles and having one side of given length.*

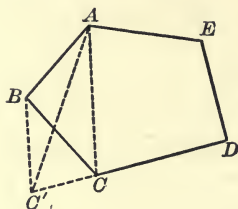
1. Construct two triangles, P and Q , equal in area to the given triangles, each having one side (the base) of the given length. (Prop. XIII.)

2. Construct a triangle, R , having its base of the given length and its altitude equal to the sum of the altitudes of P and Q .

The triangle R fulfils the given conditions. Prove.

PROPOSITION XV

331. *To reduce the number of sides of a polygon without altering the measure of its area.*



Let $ABCDE$ be the given polygon in which A , B , and C are consecutive vertices.

Join AC and through B draw BC' parallel to AC , meeting the line DC at C' . Join AC' .

$$\triangle AC'C = \triangle ABC.$$

Why?

Therefore the polygon $AC'DE$ is equal in area to the original polygon $ABCDE$, and it has one less side.

By repeated applications of this process, the number of sides of any polygon can be reduced to three without altering the area.

EXERCISES

1. Apply the method of Proposition XV to reduce the number of sides of a polygon having a reëntrant angle, as in the diagram, the area to remain unaltered.

2. Construct a square equal in area to a given polygon.

First apply Proposition XV to reduce the polygon to a triangle.

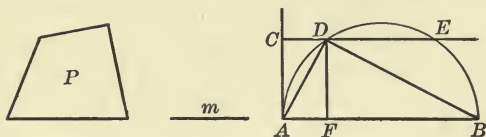


3. Construct a polygon similar to a given polygon, P , and equal in area to another given polygon, Q .

Find squares equal in area to P and Q . Let m and n be sides of these. Let a be any side of P , and find a' a fourth proportional to m , n , and a . On a' construct a polygon, R , similar to P , a and a' being homologous sides. R is the required polygon. Prove.

PROPOSITION XVI

332. To construct a rectangle having given its area and the sum of two adjacent sides, or its perimeter.



Let P be equal to the given area and AB the sum of two adjacent sides.

It is required to construct a rectangle having its area equal to P and its perimeter equal to twice AB .

Construction. Find m a side of the square whose area is equal to P . (Ex. 2, p. 224.)

On AB describe a semicircle.

At A erect a perpendicular AC equal to m , and through C draw a straight line parallel to AB , cutting the semicircle at D and E .

Draw DF perpendicular to AB , and join AD and BD .

$DF = m$, and $\overline{DF}^2 = AF \cdot FB = m^2$. (Art. 255.)

Therefore the rectangle whose adjacent sides are AF and FB is the one required.

333. In the above proposition suppose that AB remains unaltered while P , the given area, is chosen larger. Then m , the side of the equivalent square, becomes longer and may be so long that the line drawn through C parallel to AB will not cut the semicircle. In that case, no rectangle can be constructed satisfying the conditions.

From a consideration of the conditions of this problem answers to the following questions will readily present themselves:

1. What is the greatest length of m for which the required rectangle can be constructed?
2. What rectangle of given perimeter will have the greatest area?
3. What parallelogram with a given base and given perimeter will have the greatest area?

Such questions naturally lead to a further consideration of what we have called **maximum** and **minimum** values. (See Art. 175.)

SECTION IV

MAXIMA AND MINIMA

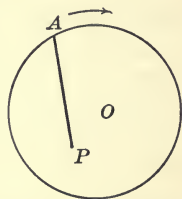
334. When a geometrical figure varies continuously it sometimes happens that one or more of the variable magnitudes connected with it gradually increases for a time and afterward begins to decrease. When such a magnitude has reached its greatest value, that is, just when it ceases to increase and begins to decrease, it is said to have a **maximum** value. On the other hand, if the magnitude is first decreasing and then begins to increase, at the time the change takes place the magnitude is said to have a **minimum** value.

Suppose we recall the example given in Article 175.

Take within a circle any point P , not the centre, and join it to a point A on the circle. Let A move continuously along the circle in the way indicated by the arrowhead. The straight line PA will steadily increase in length till it reaches that position in which it passes through the centre; after that it will steadily decrease for a time.

So we say, the line PA is a **maximum** when it passes through the centre.

As the rotation continues, the line PA will reach a **minimum** in that position where, if produced backward, it would pass through the centre.



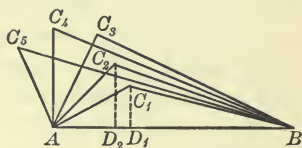
Since a maximum or minimum value of a variable magnitude occurs at a critical position which may be approached from either side, we naturally look for a maximum or a minimum when the variable magnitude is *symmetrically* situated with respect to the rest of the figure, and this usually proves to be the case.

Thus, the shortest straight line from a given point to a straight line not passing through it is the perpendicular to the line.

EXAMPLES OF MAXIMA AND MINIMA

1. *If two sides of a triangle are of given lengths while the third side varies, the triangle will have the maximum area when the first two sides are at right angles.*

Let AB and AC be given sides of a triangle ABC , and let the angle between them vary continuously, so that, while AB remains fixed, the side AC rotates about A , taking up successively the positions AC_1, AC_2, AC_3, \dots

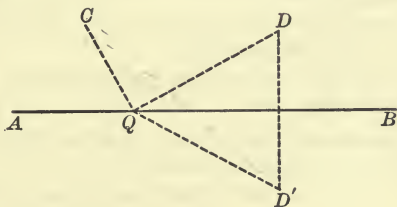


The area of $\triangle ABC$ equals one-half the product of AB and the perpendicular from C upon AB . The perpendicular CD steadily increases with the rotation until AC makes right angles with AB , after which it begins to decrease.

The area of $\triangle ABC$ therefore gradually increases with the rotation till AC is perpendicular to AB , after which it decreases.

Hence the area is a maximum when AC and AB are at right angles.

2. *In a straight line, to find a point such that the sum of its distances from two given points on the same side of the line shall be a minimum.*



The problem is to find a point Q in AB such that $CQ + QD$ has a minimum value.

Let D' be the inverse point (Art. 144) of D with respect to the line AB . Take any point Q in AB . Then $QD' = QD$. Why?

Therefore $CQ + QD' = CQ + QD$.

Hence $CQ + QD$ is least when $CQ + QD'$ is least.

What then is the required position of Q ?

3. Given two intersecting straight lines AB, AC , and a point P between them; of all line-segments which pass through P and are terminated by AB and AC , that which is bisected at P makes with AB and AC the triangle of minimum area.

Let the line-segment DE be bisected at P . It is required to show that $\triangle DAE$ is less than $\triangle FAG$, where FG is any other line-segment through P .

Through D draw DM parallel to AC .

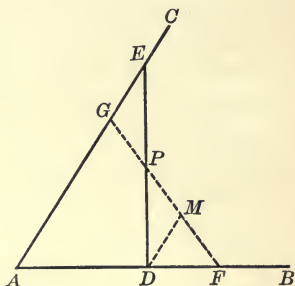
Then $\triangle PDM$ is identically equal to $\triangle PEG$. Why?

But $\triangle PDM$ is less than $\triangle PDF$.

Therefore $\triangle PEG$ is less than $\triangle PDF$.

To each add the figure $ADPG$.

Therefore $\triangle DAE$ is less than $\triangle FAG$.



EXERCISES

1. What is the maximum chord of a circle? What is the minimum line-segment from a given point outside to a given circle?

2. Of all triangles having the same base and equal areas, that which is isosceles has the minimum perimeter.

3. Of all triangles having the same area, that which is equilateral has the minimum perimeter.

4. Of all triangles having the same base and equal perimeters, that which is isosceles has the maximum area.

DEFINITION. Figures having equal perimeters are called *isoperimetric*.

5. Given the base and the vertical angle of a triangle, construct the triangle so that its area may be a maximum.

6. Divide a given line-segment into two parts so that the sum of the squares on the parts may be a minimum.

7. Divide a given line-segment into two parts so that the rectangle contained by the parts is a maximum.

MISCELLANEOUS EXERCISES

1. Construct a parallelogram equal in area to a given parallelogram, and having one of its angles equal to a given angle.
2. ABC is a given triangle; construct a triangle of equal area having AB for base and its vertex in a given straight line.
3. $ABCD$ is a parallelogram; from any point P in the diagonal BD , the straight lines PA , PC are drawn. Show that the triangles PAB and PCB are equal in area.
4. The sides AB , AC of a triangle are bisected at $C'B'$, respectively; CC' , BB' intersect at F . Prove that the triangle BFC is equal to the quadrilateral $AC'FB'$.
5. The locus of a point such that the sum of the squares on its distances from two fixed points is equal to the square on the distance between the points is a circle passing through the two points.
6. The locus of a point such that the difference of the squares on its distances from two fixed points is equal to the square on the distance between the points is a straight line.
7. If $ABCD$ is a square and the vertex A is joined to the mid-point of the side BC , B to the mid-point of CD , C to the mid-point of DA , and D to the mid-point of AB , the lines so drawn are the sides of a square whose area is one-fifth of the area of the original square.
8. Construct two line-segments in the ratio $1 : \sqrt{2}$.
9. Divide a given triangle into two equal parts by a straight line parallel to one of its sides.
10. Construct two line-segments in the ratio $1 : \sqrt{3}$.
11. Draw a straight line-parallel to one side of a given triangle so as to form a triangle equal to one-third of the original triangle.
12. If three line-segments are in continued proportion, the first is to the third as the area of a triangle described on the first is to the area of the similar triangle described on the second.
13. If any point within a parallelogram is joined to the four vertices, the sum of either pair of triangles having parallel bases is half the area of the parallelogram.
14. The sides of a triangle are 21, 24, 35 feet, respectively. Find the area of the triangle and the projection of the lesser side upon each of the others.

SUMMARY OF CHAPTER IV

1. DEFINITIONS.

- (1) *Adjacent Polygons*—polygons having one or more sides or parts of sides in common. § 288.
- (2) *Sum of Two Polygons*—a polygon formed by making the two adjacent and disregarding the common boundary. § 288.
- (3) *Area of a Plane Closed Figure*—surface enclosed by the figure, or the measure of that surface. §§ 289, 291.
- (4) *Altitude of a Parallelogram*—the distance between the base and the opposite side. § 298.
- (5) *Altitude of a Triangle*.—the distance between the base and the opposite vertex. § 298.
- (6) *Projection of a Point on a Line*—the foot of the perpendicular drawn from the point to the line. § 319.
- (7) *Projection of a Given Line-segment on Any Straight Line*—the intercept between the projections of the extremities of the segment on the line. § 319.
- (8) *Isoperimetric Figures*—those having equal perimeters. Ex. 4, p. 228.

2. AXIOMS.

- (1) If two plane polygons or other closed figures are identically equal, their areas are equal (Axiom 11). § 289.
- (2) The sum of the areas of two plane polygons is equal to the area of their sum (Axiom 12). § 289.

3. PROBLEMS.

- (1) To construct a rectangle equal in area to a given parallelogram, and having one side equal to a given line-segment. § 325.
- (2) To construct a square equal in area to the sum of two given squares. § 327.
- (3) To find two line-segments having the same ratio as the areas of two given squares. § 328.
- (4) To construct a triangle equal in area to a given triangle and having one side of given length. § 329.
- (5) To construct a triangle equal in area to the sum of two given triangles and having one side of given length. § 330.
- (6) To reduce the number of sides of a polygon without altering the measure of its area. § 331.
- (7) To construct a rectangle having given its area and the sum of two adjacent sides, or its perimeter. § 332.

- (8) In a straight line to find a point such that the sum of its distances from two given points on the same side of the line shall be a minimum. § 334. 2.

4. THEOREMS ON THE AREAS OF PARALLELOGRAMS.

- (1) Parallelograms upon the same base and between the same parallels are equal in area. § 292.
- (2) Parallelograms upon equal bases and between the same parallels are equal in area. § 294.
- (3) Any parallelogram is equal in area to a rectangle having an equal base and an equal altitude. § 299.
- (4) The areas of two rectangles having equal altitudes are in the same ratio as their bases. § 300.
- (5) The areas of any two rectangles are in the same ratio as the products of their bases and altitudes. § 303.
- (6) The area of any rectangle is equal to the product of its base and its altitude. § 304.
- (7) The area of a parallelogram is equal to the product of its base and its altitude. § 305.
- (8) The area of a square is equal to the square of any one of its sides. § 307.
- (9) The areas of two parallelograms having an angle of the one equal to an angle of the other are in the same ratio as the products of the sides containing the equal angles. § 309.

5. THEOREMS ON THE AREAS OF TRIANGLES.

- (1) If a triangle and a parallelogram are upon the same base, or upon equal bases, and between the same parallels, the area of the triangle equals half the area of the parallelogram. § 295.
- (2) Triangles upon the same base, or upon equal bases, and between the same parallels, are equal in area. § 296.
- (3) Triangles upon equal bases in the same straight line, having their opposite vertices in common, are equal in area. § 297.
- (4) The areas of two triangles having equal altitudes are in the same ratio as their bases; or having equal bases are in the same ratio as their altitudes. § 302.
- (5) The area of a triangle is equal to half the product of its base and altitude. § 306.
- (6) The areas of two triangles having an angle of the one equal to an angle of the other are in the same ratio as the products of the sides containing the equal angles. § 308.
- (7) Area of a triangle in terms of the sides. See § 324.

6. THEOREMS ON THE AREAS OF SIMILAR POLYGONS.

- (1) The areas of similar triangles are in the same ratio as the squares of any two homologous sides. § 314.
- (2) The areas of similar polygons are in the same ratio as the squares of any two homologous sides. § 315.
- (3) The areas of similar polygons are in the same ratio as the squares of any two homologous diagonals. § 316.
- (4) The area of the square described on the hypotenuse of a right triangle is equal to the sum of the areas of the squares described on the other two sides. § 317.
- (5) The area of any polygon described on the hypotenuse of a right triangle is equal to the sum of the areas of the similar polygons similarly described on the other two sides. § 318.

7. MISCELLANEOUS THEOREMS.

- (1) If a given line-segment is divided internally into any two parts, the square on the whole segment is equal in area to the sum of the squares on the two parts together with twice the rectangle contained by the two parts. § 311.
- (2) If a given line-segment is divided externally into any two parts, the square on the given segment is equal in area to the sum of the squares on the two parts less twice the rectangle contained by the two parts. § 312.
- (3) In any triangle the square on the side opposite an acute angle is less than the sum of the squares on the other two sides by twice the product of either of these sides and the projection of the other upon it. § 321.
- (4) In an obtuse-angled triangle the square on the side opposite the obtuse angle is greater than the sum of the squares on the other two sides by twice the product of either of these sides and the projection of the other upon it. § 322.
- (5) If two sides of a triangle are of given lengths while the third side varies, the triangle will have the maximum area when the first two sides are at right angles. § 334. 1.
- (6) Given two intersecting straight lines AB , AC , and a point P between them; of all line-segments which pass through P and are terminated by AB and AC , that which is bisected at P makes with AB and AC the triangle of minimum area. § 334. 3.

CHAPTER V

MEASUREMENT OF THE CIRCLE



SECTION I

REGULAR POLYGONS

DEFINITIONS

335. A regular polygon is a polygon which is both equilateral and equiangular.

For example, an equilateral triangle is a regular polygon of three sides; a square is a regular polygon of four sides.

A polygon of more than three sides may be equilateral without being equiangular, or it may be equiangular without being equilateral; but in order to be classed as regular it must be *both* equilateral and equiangular.

That there can be regular polygons of any given number of sides will be seen from the first proposition of this chapter.

Make a diagram of a quadrilateral that is (1) equilateral, but not equiangular; (2) equiangular, but not equilateral; (3) both equilateral and equiangular; (4) neither equilateral nor equiangular.

336. A regular polygon of more than four sides may or may not be convex, but unless the contrary is stated, it will be understood that any figure under discussion is convex.

A polygon of five sides is called a **pentagon**; one of six sides, a **hexagon**; one of seven sides, a **heptagon**; one of eight sides, an **octagon**; one of ten sides, a **decagon**; one of twelve sides, a **dodecagon**.

337. POSTULATE 8. *A circle may be divided into any given number of equal arcs.*

The problem "to divide a circle, or any arc of a circle, into a given number of equal parts" is not always solvable by the methods of elementary geometry. The method of solution, if there is one, must of course depend on the number of such parts required. All that the above postulate affirms is that the circle may be thought of as made up of any specified number of equal parts, and the points of division may be assumed. It says nothing at all about a method of finding these points of division.

338. In the preceding chapters we have shown how to divide line-segments, angles, and arcs of circles, into certain numbers of equal parts. The following exercises will recall the methods employed.

EXERCISES

1. Divide a given line-segment into two equal parts; into four equal parts; into eight equal parts (Art. 56).

2. Divide a given line-segment into three equal parts; into six equal parts; into nine equal parts (Art. 142).

3. Divide a given line-segment into any required number of equal parts (Art. 269).

4. Divide a given angle into two, four, eight, etc. equal parts (Art. 54).

5. Divide a right angle into three equal parts (Art. 142).

6. Divide a given arc of a circle into two, four, eight, etc., equal parts (Art. 165).

The problem to divide *any* given angle or arc of a circle into *three* equal parts has been found to be impossible of solution by the methods of elementary geometry, in which we make use of the ruler and compasses only.

7. Divide a circle into two, four, eight, etc., equal arcs.

8. Divide a circle into three, six, or twelve equal arcs. (Make use of Ex. 5.)

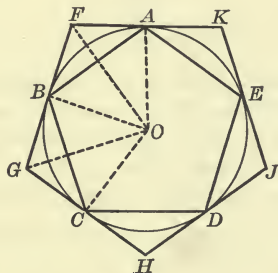
PROPOSITION I

339. *If a circle is divided into any number of equal arcs:*

I. *The chords joining the points of division, taken in order, form a regular inscribed polygon.*

II. *The tangents to the circle at the points of division, taken in order, form a regular circumscribed polygon.*

REMARK. The number of sides of the polygon is equal in each case to the number of points of division in the circle.



Let a given circle be divided into any number of equal arcs AB, BC, CD , etc., and let the points of division be joined in order, thus forming the polygon $ABCDE$; also at the points of division, let the tangents to the circle be drawn, thus forming the polygon $FGHJK$.

It is required to prove that the polygon $ABCDE$ is a regular polygon; and also, that the polygon $FGHJK$ is a regular polygon.

Proof. First, since by hypothesis the arcs AB, BC, CD , etc., are equal, the chords AB, BC, CD , etc., are equal. (Art. 161.)

Therefore the polygon $ABCDE$ is equilateral.

Also, the arc $EAB =$ the arc ABC . Why?

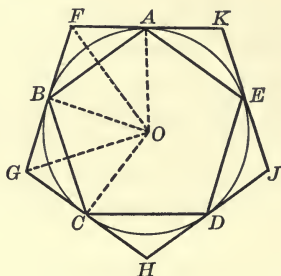
Therefore, $\angle EAB = \angle ABC$.

(Art. 181.)

Similarly $\angle BCD = \angle ABC$, and so on.

Therefore the polygon $ABCDE$ is equiangular.

That is, the polygon $ABCDE$ being both equilateral and equiangular is regular.



Next, let the points A, B, C , etc., be joined to the centre O . Then \angle s AOB, BOC, COD , etc., are all equal. Why?

Therefore, \angle s AFB, BGC, CHD , being supplements of equal angles at the centre [why?] are also equal.

Hence the polygon $FGHJK$ is equiangular.

Also, the line-segment $AF =$ the line-segment FB . (Art. 194.)

Also, the line-segment $FB =$ the line-segment BG . Prove.

Similarly $BG = GC, GC = CH$, and so on.

Therefore the side $FG =$ the side $GH, =$ the side HJ , and so on.

Hence the polygon $FGHJK$ is equilateral.

That is, the polygon $FGHJK$ is also regular.

340. COROLLARY I. *If the vertices of a regular inscribed polygon are joined to the mid-points of the arcs subtended by the sides of the polygon, the joining lines will form another regular polygon of twice the number of sides.*

341. COROLLARY II. *If tangents are drawn at the mid-points of the arcs between the points of contact of the sides of a regular circumscribed polygon, these together with the sides of the original polygon form a regular polygon of twice the number of sides.*

PROPOSITION II

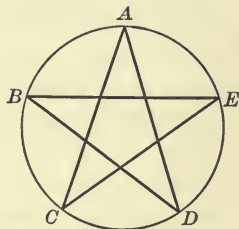
342. *Any equilateral polygon inscribed in a circle is also equiangular, and hence regular.*

For the equal sides of the polygon subtend equal arcs of the circle (Art. 163), these arcs together making up the whole circle (or some multiple of the circle, if the polygon is not convex). The angles between consecutive sides of the polygon also subtend equal arcs, and are therefore equal. Hence the polygon is regular.

Is the converse of this theorem true?

EXERCISES

1. If a circle is divided into five equal arcs at the points A, B, C, D, E , and the points are joined, each to the next but one, as in the diagram, prove that the resulting figure is a *regular polygon*, according to the definition, though not a *convex* regular polygon.



Suppose the circle is divided into seven equal arcs, construct an inscribed polygon by joining each vertex to the next but one, next but two, next but three, etc. Show that the polygons so constructed are regular.

2. All regular convex polygons of the same number of sides inscribed in the same circle are equal; and all regular convex polygons of the same number of sides circumscribed about the same circle are equal.

3. The perimeter of a regular polygon inscribed in a circle is less than the perimeter of a circumscribed polygon of the same number of sides.

4. The perimeter of a regular polygon inscribed in a circle is less than an inscribed polygon of twice the number of sides.

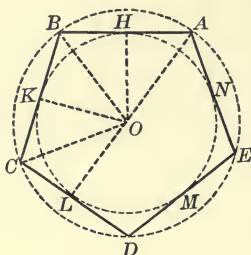
5. Any parallelogram inscribed in a circle is rectangular.

6. If a rectangle is circumscribed about a circle it must be a square.

7. What is the measure of the angle at the centre of a circle subtended by the side of a circumscribed square?

PROPOSITION III

343. *A circle can be circumscribed about any regular polygon, and another circle can be inscribed in it.*



Let $ABCDE \dots$ be any regular polygon.

It is required to prove that a circle can be circumscribed about it, and that another circle can be inscribed in it.

Proof. First, at the mid-points H and K of two adjacent sides, AB and BC , of the given polygon, draw the perpendiculars to these sides, and let them meet at the point O .

Then O is the centre of the circle which can be made to pass through the three vertices A , B , and C . (Art. 151.)

Since $OA = OB = OC$, and $AB = BC$, Δ s OAB and OBC are equal isosceles triangles, and therefore

$$\angle OAB = \angle OBA = \angle OBC = \angle OCB.$$

That is, $\angle OBC$ is one half of $\angle ABC$.

Therefore $\angle OCB$ is one half of the equal angle BCD ,

or $\angle OCB = \angle OCD.$

Join OD .

Then Δ s CBO and CDO are identically equal. (Art. 41.)

Therefore $OD = OB,$

and $\angle ODC = \angle OBC = \frac{1}{2} \angle CDE.$

Similarly, OE may be shown to be equal to OC , and so on for other vertices.

Therefore the circle which passes through the vertices A , B , and C will also pass through the remaining vertices D , E , etc.

Hence, a circle can be circumscribed about the given polygon.

Next, since Δ s AOB , BOC , COD , etc., are equal isosceles triangles, their altitudes OH , OK , OL , OM , and ON are all equal. Prove.

Therefore the circle described with centre O , and radius OH , will pass through the points K , L , M , N , and the sides of the polygon will be tangent to the circle, since each side is at right angles to a radius at its extremity. (Art. 187.)

Therefore a circle can be inscribed in the given polygon.

DEFINITIONS

344. The common centre of the inscribed and circumscribed circles of a regular polygon is called the **centre of the polygon**.

345. The radius of the circumscribed circle, or the line-segment joining the centre and a vertex of a regular polygon, is called the **radius of the polygon**.

346. The radius of the inscribed circle, or the perpendicular from the centre on a side of a regular polygon, is called the **apothem of the polygon**.

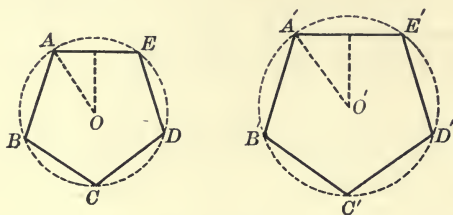
347. COROLLARY I. *Any radius of a regular polygon bisects the angle at the vertex.*

348. COROLLARY II. *The angle formed by two consecutive radii of a regular polygon equals four right angles divided by the number of sides of the polygon.*

This angle is sometimes spoken of as 'the angle at the centre of the polygon.'

PROPOSITION IV

349. *Any two regular polygons of the same number of sides are similar.*



Let $ABCDE$ and $A'B'C'D'E'$ be two regular polygons of the same number of sides.

It is required to prove that they are similar.

Proof. First, the two polygons are mutually equiangular, since in each polygon the interior angles are all equal, and the magnitude of an interior angle of either polygon depends only on the number of sides, which is the same in both.

Next, the homologous sides are proportional.

For $AB = BC = CD = \text{etc.}$,

and $A'B' = B'C' = C'D' = \text{etc.}$

Therefore $AB : A'B' = BC : B'C' = CD : C'D' = \text{etc.}$

Therefore the two polygons are similar.

350. COROLLARY I. *Homologous sides in two regular polygons of the same number of sides are in the same ratio as the radii of the circumscribed circles, or as the radii of the inscribed circles; that is, as the radii of the polygons, or as the apothems of the polygons.*

SUGGESTION. Draw the radii and apothems and so obtain similar triangles in the two polygons.

351. COROLLARY II. *The perimeters of two regular polygons of the same number of sides are in the same ratio as their radii, or as their apothems.*

Let S_1 and S_2 be the lengths of the sides in two regular polygons of n sides, of which A_1 and A_2 are the apothems. Then $S_1 : S_2 = A_1 : A_2$ (Cor. I). Therefore $nS_1 : nS_2 = A_1 : A_2$, that is, the perimeters are in the same ratio as the apothems. The same holds true for the radii.

352. COROLLARY III. *The areas of two regular polygons of the same number of sides are in the same ratio as the squares of their radii, or as the squares of their apothems.* (Art. 315.)

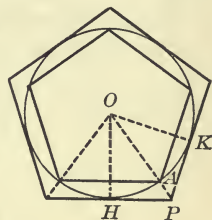
EXERCISES

1. Tangents to a circle at the mid-points of the arcs subtended by the sides of a regular inscribed polygon form a regular circumscribed polygon.

The sides of the circumscribed polygon are parallel to the sides of the inscribed polygon (Art. 192), and the vertices of the circumscribed lie upon the radii, produced, of the inscribed.

SUGGESTION. To show that the vertex P lies on the radius OA , show by similar triangles that the tangent at H cuts OA in the same ratio as does the tangent at K .

Are these two polygons similar?



2. The interior angle of a regular polygon of n sides equals $\frac{2}{n}(n-2)$ right angles. (Art. 118.)

3. The interior angle of any regular polygon is the supplement of the angle at the centre of the polygon; that is, it is equal to $180^\circ - \frac{360}{n}$.

Show that this statement agrees with the statement of Ex. 2.

4. Prove that the side of a regular hexagon is equal to a radius of the circumscribed circle.

5. Find in degrees the angle (1) of a regular pentagon, (2) of a regular hexagon, (3) of a regular octagon.

6. Regular pentagons are inscribed in two circles of five and eight feet radius, respectively. Find the ratio of their perimeters and of their areas.

PROPOSITION V

353. *The area of a regular polygon is equal to half the product of its perimeter and its apothem.*

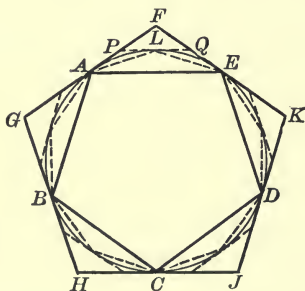
Proof. If all the vertices of the polygon are joined to the centre, the triangles so formed are all equal, and the area of each equals half the product of a side and the apothem.

(Art. 306.)

Therefore the area of the whole polygon equals half the product of its perimeter and its apothem.

PROPOSITION VI

354. *If the number of sides of a regular inscribed polygon be doubled the perimeter will be increased, but if the number of sides of a regular circumscribed polygon be doubled the perimeter will be diminished.*



Let $ABCDE$ be any regular polygon inscribed in a circle, and $FGHJK$ a regular polygon circumscribed about the same circle.

For convenience, we may let the two polygons have the same number of sides and be so arranged that the vertices of the inscribed coincide with the points of contact of the circumscribed.

It is required to prove that if the number of sides of the inscribed polygon be doubled, say by joining the mid-points of the arcs of the circle to the vertices, the perimeter will be increased; but if the number of sides of the circumscribed polygon be doubled, say by drawing tangents at the mid-points of the arcs of the circle, the perimeter will be diminished.

Proof. Let L be the mid-point of the arc AE , and PQ be tangent to the circle at L .

First, in $\triangle ALE$, the sum of AL and LE is greater than AE . (Art. 70.)

Therefore the perimeter of the regular polygon of which AL and LE are two adjacent sides is greater than the perimeter of the polygon of which AE is a side.

Next, in $\triangle FPQ$, the side PQ is less than the sum of PF and FQ .

Therefore the sum of AP , PQ , and QE is less than the sum of AF and FE .

Hence the perimeter of the regular polygon of which PQ is one side is less than the perimeter of the given circumscribed polygon.

PROPOSITION VII

355. *The area of a regular inscribed polygon is increased, and the area of a regular circumscribed polygon is diminished, when the number of sides is doubled.*

Proof. The area of a regular polygon equals half the product of its perimeter and its apothem. (Prop. V.)

When the number of sides of a regular inscribed polygon is doubled, the perimeter is increased (Prop. VI), as is also the apothem [why?]. Hence the area is increased.

When the number of sides of a regular circumscribed polygon is doubled, the perimeter is diminished (Prop. VI), while the apothem remains unaltered. Hence the area is diminished.

SECTION II


MEASUREMENT OF THE CIRCLE

356. In the preceding chapters, whenever we have spoken of a **length**, we have had in mind a **straight line distance**; it has been in every case the measure of a *line-segment*.

What is meant by the **length of a curved line** is not so evident, and hence it is necessary to give this expression a meaning by definition.

357. If any regular polygon is inscribed in a given circle, and the number of its sides is repeatedly doubled (or is indefinitely increased in any regular way), the polygon can be made as nearly as you please to coincide with the circle.

In other words, the circle is the limit which the regular inscribed polygon approaches, as the number of its sides is indefinitely increased.



The apothem of the inscribed polygon approaches the radius of the circle as its limit.

358. DEFINITION. The **length of a circle** is defined to be the limit of the perimeter of an inscribed regular polygon, as the number of sides of the polygon is indefinitely increased.

The fact that the perimeter of a variable inscribed regular polygon has a limit admits of a formal proof, the essential points of which are: (1) the series of perimeters is constantly increasing (Prop. VI); (2) the perimeter never exceeds a fixed finite quantity, for example, the perimeter of a particular circumscribed polygon.

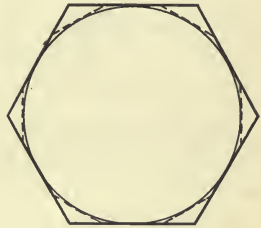
The length of a circle is called its **circumference**.

When the number of sides of an inscribed regular polygon is indefinitely increased, the 'circle' is the limit of the 'polygon'; the 'circumference of the circle' is the limit of the 'perimeter of the polygon.'

The length of an arc of a circle is defined in the same way to be the limit of the sum of chords in the arc when the number of such chords is indefinitely increased in some regular way.

359. DEFINITION. The area of a circle is the surface enclosed by the circle. It is equal to the limit of the area of a regular inscribed polygon as the number of its sides is indefinitely increased.

360. The circumference of a circle could just as well be defined as the limit of the perimeter of a regular circumscribed polygon when the number of its sides is indefinitely increased, since the limit of the perimeter of the circumscribed polygon is the same as the limit of the perimeter of the inscribed polygon.



This statement again admits of a formal proof, which however involves a greater knowledge of algebra than the pupil is supposed to have at this stage. The assertions that the circle is the limit of the regular inscribed polygon (Art. 357), and also of the regular circumscribed polygon (Art. 360) may be taken as postulates.

The radius of the circumscribed polygon approaches the radius of the circle as its limit, and the area of the polygon the area of the circle as its limit.

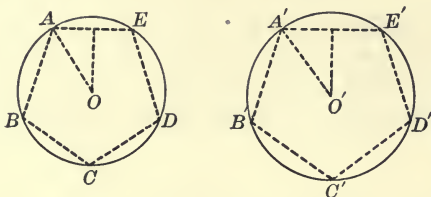
361. Since the perimeter of the inscribed polygon continually increases and the perimeter of the circumscribed polygon continually decreases as the number of their sides is indefinitely increased (Prop. VI):

1. *The circumference of a circle is greater than the perimeter of any regular polygon inscribed in it.*

2. *The circumference of a circle is less than the perimeter of any regular polygon circumscribed about it.*

PROPOSITION VIII

362. *The ratio of the circumference of a circle to its diameter is the same for all circles.*



Let O and O' be the centres of any two circles whose circumferences are denoted by C and C' , their diameters by d and d' , and their radii by r and r' .

It is required to prove that

$$C : d = C' : d'.$$

Proof. Inscribe in the two given circles regular polygons $ABCDE$ and $A'B'C'D'E'$ of the same number of sides. The perimeters of these polygons are in the same ratio as their radii, *i.e.* as the radii of the circles in which they are inscribed. (Prop. IV, Cor. II.)

Let P and P' be the perimeters of the two polygons.

Then $P : P' = r : r'$,

or $\frac{P}{r} = \frac{P'}{r'}$.

Suppose now the number of sides in each polygon is doubled, and let the perimeters of the polygons so formed be denoted by P_1 and P_1' .

Then $\frac{P_1}{r} = \frac{P_1'}{r'}$.

If this process is repeated indefinitely, the perimeter P will approach the circumference C as its limit, and the perimeter P' will approach the circumference C' as its limit. (Art. 357.)

Therefore
$$\frac{C}{r} = \frac{C'}{r'}. \quad (\text{Art. 230.})$$

Also
$$\frac{C}{2r} = \frac{C'}{2r'},$$

or
$$\frac{C}{d} = \frac{C'}{d'}.$$

Since the two given circles are any circles whatsoever, the ratio of the circumference to the diameter in any one circle is equal to the ratio of the circumference to the diameter in any other circle.

This ratio is denoted by the symbol π (called Pi), so that for all circles

$$\frac{C}{d} = \pi,$$

or
$$C = \pi d = 2\pi r.$$

363. It should be carefully noted that the symbol π represents a fixed and definite number, whose relation to other numbers however we have not yet determined. The old problem of 'squaring the circle,' upon which so much time and labor were expended, was "to find the side of a square whose area is equal to the area of a given circle," and this involved finding the value of π in terms of ordinary numbers. It was shown in 1882, by Lindemann, a German mathematician, that π cannot be so expressed. We can, however, approximate its value in ordinary numbers, and this will be done in a subsequent proposition.

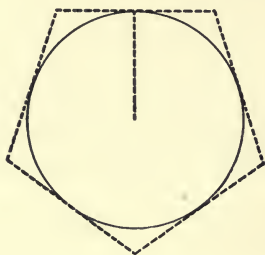
EXERCISES

1. Show that the area of an inscribed square equals $2r^2$.
2. Show that the area of an inscribed regular hexagon equals $3r^2 \frac{\sqrt{3}}{2}$, and that the distance of any side from the centre is $r \frac{\sqrt{3}}{2}$.

3. The ratio of the circumference of a circle to the perimeter of an inscribed square is $\pi : 2\sqrt{2}$, and to the perimeter of an inscribed hexagon is $\pi : 3$.

PROPOSITION IX

364. *The area of a circle is equal to one-half the product of its circumference and radius.*



Let A be the area of the given circle, r its radius, and C its circumference.

It is required to prove that $A = \frac{1}{2} Cr$.

Proof. Circumscribe a regular polygon about the given circle, and denote its perimeter by P , and its area by H .

Then since the apothem of this polygon is r ,

$$H = \frac{1}{2} Pr. \quad (\text{Prop. V.})$$

If now the number of sides of the polygon be doubled, and the perimeter of this new polygon be denoted by P_1 and its area by H_1 , then again

$$H_1 = \frac{1}{2} P_1 r.$$

If this process is repeated indefinitely, the perimeter P approaches the circumference C as its limit, $\frac{1}{2} Pr$ approaches $\frac{1}{2} Cr$ as its limit, and the area H approaches the area of the circle A as its limit. (Art. 360.)

Since the variable H always equals the variable $\frac{1}{2} Pr$, the limit A equals the limit $\frac{1}{2} Cr$. (Art. 230.)

Or

$$A = \frac{1}{2} Cr.$$

365. COROLLARY I. *The area of a circle is equal to π times the square of its radius, or $\frac{\pi}{4}$ times the square of its diameter.*

For since

$$C = 2\pi r = \pi d,$$

$$A = \pi r^2 = \frac{1}{4}\pi d^2,$$

where d is the diameter of the circle.

366. COROLLARY II. *The areas of two circles are in the same ratio as the squares of their radii, or as the squares of their diameters.*

If A is the area of a circle whose radius is r and A' is the area of a circle whose radius is r' ,

then

$$\frac{A}{A'} = \frac{\pi r^2}{\pi r'^2} = \frac{r^2}{r'^2},$$

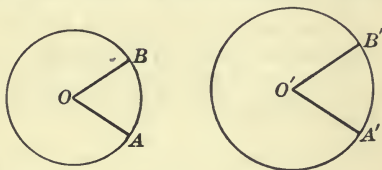
and

$$\frac{A}{A'} = \frac{\frac{1}{4}\pi d^2}{\frac{1}{4}\pi d'^2} = \frac{d^2}{d'^2}.$$

DEFINITIONS

367. Similar arcs of circles are arcs which subtend equal angles at the centres of the circles of which they are parts.

Thus AB and $A'B'$ are similar arcs of the circles O and O' , if the angles at the centres O and O' are equal.



368. Similar segments of circles are segments which have similar arcs.

Show that the angles inscribed in similar arcs or similar segments are equal.

369. Similar sectors of circles are sectors which have similar arcs, or which have equal angles between their radii.

370. THEOREM. *The area of a sector of a circle bears the same ratio to the area of the circle as the length of its arc bears to the whole circumference.*

371. COROLLARY I. *The area of a sector of a circle equals one-half the product of its arc and radius.*

Let the arc of a sector equal a in a circle of radius r , and denote the area of the sector by S .

Then
$$S : \pi r^2 = a : 2 \pi r,$$

that is
$$S = \frac{1}{2} ar.$$

372. COROLLARY II. *The arcs of similar sectors are in the same ratio as the radii, and the areas of similar sectors are in the same ratio as the squares of the radii.*

EXERCISES

1. The area of one circle is four times that of another. Show that the radius of the first is double that of the second.

2. The diameter of one circle is three times that of another; compare their circumferences and their areas.

3. A pond is fifty yards in diameter; what is the diameter of a pond having half the area?

4. The arc of a sector of a circle equals the radius; show that the area of the sector is to the area of the circle in the ratio $1 : 2\pi$.

5. If the radius of a circle is 10 inches, find the length of a side of an inscribed equilateral triangle.

6. The area of the surface between two concentric circles is equal to twice the area of the smaller circle. Find the ratio between their radii.

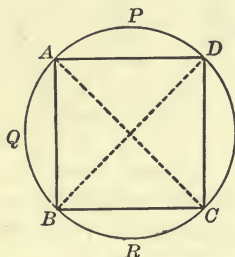
7. Through any vertex of a regular pentagon two diagonals can be drawn. Find in degrees the angle between them.

SECTION III

PROBLEMS

PROPOSITION X

373. *To inscribe a square in a given circle.*



First, suppose $ABCD$ is the required square.

Draw the diagonals AC and BD .

These are equal and bisect each other at right angles. Prove. Hence each is a diameter.

Therefore, to inscribe a square in a circle, draw two diameters at right angles and join their extremities in order.

Make the construction in this order and prove that the resulting figure is a square.

374. THEOREM. *If r is the length of a radius of a given circle, and a is the side of an inscribed square, then $a = r\sqrt{2}$.*

The proof follows easily from the application of Proposition VII, Chapter IV.

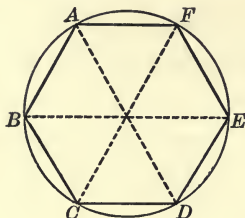
375. COROLLARY. *All squares inscribed in the same circle are identically equal.*

EXERCISES

1. Inscribe a regular octagon (polygon of eight sides) in a given circle.
2. A square is inscribed in a circle of radius 3 inches; find the length of each side and its distance from the centre of the circle.

PROPOSITION XI

376. To inscribe a regular hexagon in a given circle.



If $ABCDEF$ is the required hexagon, and O the centre of the given circle, each side of the hexagon subtends at the centre an angle equal to $\frac{1}{6}$ of four right angles, or $\frac{2}{3}$ of one right angle. Therefore $\triangle AOB$ is equilateral, and $AB = OA$.

Hence, to construct a regular inscribed hexagon, mark off with the compasses arcs of the circle whose chords are each equal to a radius, and join the points of division in order.

377. THEOREM. *The side of a regular inscribed hexagon is equal to a radius of the circle.*

378. THEOREM. *If the alternate vertices of a regular inscribed hexagon be joined, the figure so formed is an inscribed equilateral triangle.*

379. THEOREM. *The side of an inscribed equilateral triangle is equal to $r\sqrt{3}$, and its distance from the centre is $\frac{1}{2}r$.*

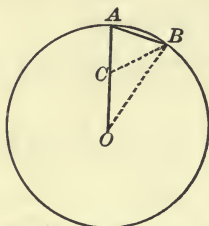
380. DEFINITION. The straight lines joining the pairs of opposite vertices in a polygon of an even number of sides are called the **principal diagonals** of the polygon.

EXERCISES

1. The pairs of opposite sides of a regular inscribed hexagon are parallel.
2. Each principal diagonal of a regular inscribed hexagon is a diameter.

PROPOSITION XII

381. *To inscribe a regular decagon in a circle.*



Construction. Take any radius OA , and divide it at C in extreme and mean ratio, OC being the greater segment, so that

$$OA : OC = OC : CA. \quad (\text{Art. 275.})$$

From A draw a chord AB equal to OC . Join OB and BC .

Proof. Since $OA : AB = AB : AC$, Δ s OAB and BAC are similar. (Art. 251.)

Therefore $\angle AOB = \angle ABC$.

And $AB = BC$, since ΔBAC must be isosceles.

But since $AB = OC$, $BC = OC$,

and $\angle COB$ or $AOB = \angle CBO$.

That is \angle s ABC and CBO are each equal to $\angle AOB$.

Therefore $\angle AOB = \text{one-half } \angle OBA$.

Now $\angle OAB = \angle OBA$.

Therefore $\angle AOB$ is one-fifth of two right angles, or one-tenth of four right angles.

Therefore AB is one side of a regular inscribed decagon.

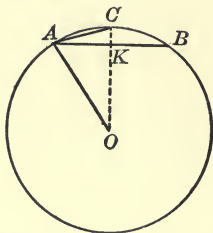
382. THEOREM. *If the alternate vertices of a regular inscribed decagon are joined, the figure so formed is a regular inscribed pentagon.*

383. THEOREM. *If from any point A of a circle two chords AB and AC are drawn on the same side of A , the first a side of a regular inscribed decagon, and the second a side of a regular inscribed hexagon, then the chord BC is a side of a regular inscribed polygon of fifteen sides.*

SUGGESTION. What fraction of four right angles does the chord AB subtend at the centre? AC ? BC ?

PROPOSITION XIII

384. *Given the radius of a circle and a side of an inscribed regular polygon of n sides; to find the length of a side of an inscribed regular polygon of $2n$ sides.*



Let OA ($= r$) be a radius of the given circle, AB ($= p$) be a side of an inscribed regular polygon of n sides, and AC ($= q$) be a side of an inscribed regular polygon of $2n$ sides. The problem is to find the value of q in terms of r and p .

Join OC . This line bisects AB at right angles, at K .

Then

$$\begin{aligned} \overline{OK}^2 &= \overline{OA}^2 - \overline{AK}^2 && \text{(Art. 317)} \\ &= r^2 - \left(\frac{p}{2}\right)^2 \\ &= \frac{4r^2 - p^2}{4}, \end{aligned}$$

or

$$OK = \frac{\sqrt{4r^2 - p^2}}{2},$$

whence $KC = r - \frac{\sqrt{4r^2 - p^2}}{2} = \frac{2r - \sqrt{4r^2 - p^2}}{2}$.

Now

$$AC^2 = \overline{KC}^2 + \overline{AK}^2,$$

or

$$\begin{aligned} q^2 &= \left[\frac{2r - \sqrt{4r^2 - p^2}}{2} \right]^2 + \left(\frac{p}{2} \right)^2 \\ &= 2r^2 - r\sqrt{4r^2 - p^2}, \end{aligned}$$

whence

$$q = \sqrt{2r^2 - r\sqrt{4r^2 - p^2}}.$$

Writing $\frac{d}{2}$ instead of r , this formula becomes

$$\begin{aligned} q &= \sqrt{\frac{d^2}{2} - \frac{d}{2}\sqrt{d^2 - p^2}} \\ &= \frac{1}{2} \sqrt{2d^2 - 2d\sqrt{d^2 - p^2}}. \end{aligned}$$

If now we let Q_{2n} represent the perimeter of an inscribed regular polygon of $2n$ sides, while p represents the length of one side of a regular inscribed polygon of n sides, we have

$$Q_{2n} = 2nq = n\sqrt{2d^2 - 2d\sqrt{d^2 - p^2}}.$$

EXERCISES

1. Does the above formula for the value of q hold true when $p = 2r$, in which case q is a side of an inscribed square? Compare the result with that given on page 251.

2. Apply the formula to find the side of an inscribed regular octagon.

3. In a circle of radius r , the side of an inscribed regular dodecagon equals $r\sqrt{2 - \sqrt{3}}$.

4. In a circle of radius 3 feet, what is the length of a side of an inscribed regular dodecagon?

5. The area of a regular octagon inscribed in a circle is equal to the product of the sides of the inscribed and circumscribed squares.

6. The square of the side of an inscribed equilateral triangle is equal to the sum of the squares of the sides of the inscribed square and of the inscribed regular hexagon.

PROPOSITION XIV

385. *To find approximately the value of π .*

First, find the perimeter of a regular inscribed polygon of 12 sides.

In the formula of the preceding problem

let $2n = 12$, then $n = 6$, and $p = r = \frac{d}{2}$. (Art. 377.)

$$\begin{aligned} \text{Then } Q_{12} &= 6 \sqrt{2d^2 - 2d \sqrt{d^2 - \frac{d^2}{4}}} \\ &= 6d \sqrt{2 - \sqrt{3}} \\ &= d \times 3.105828. \end{aligned}$$

Next, find the perimeter of a regular inscribed polygon of 24 sides.

If $2n = 24$, $n = 12$, and $p = \frac{Q_{12}}{12} = d \times .258819$,

$$\begin{aligned} Q_{24} &= 12 \sqrt{2d^2 - 2d \sqrt{d^2 - (d \times .258819)^2}} \\ &= 12d \sqrt{2 - 2\sqrt{1 - (.258819)^2}} \\ &= d \times 3.132628. \end{aligned}$$

Similarly,

$$\begin{aligned} Q_{48} &= d \times 3.139350 \\ Q_{96} &= d \times 3.141032 \\ Q_{192} &= d \times 3.141452 \\ Q_{384} &= d \times 3.141557 \\ Q_{768} &= d \times 3.141584 \\ Q_{1536} &= d \times 3.1415904 \end{aligned}$$

When the number of sides of the inscribed polygon is indefinitely increased, Q_{2n} approaches the circumference C as its limit.

But $C = d \times \pi$. (Art. 362.)

Hence the multipliers of d in the above computation are approximate values of π corresponding to inscribed polygons of 12, 24, 48, 96 ... sides, respectively.

The value $\pi = 3.1415904$ is correct to five decimal places.

If the number of sides of the polygon were again doubled, a still closer approximation would be obtained.

The value of π has been computed correctly to over seven hundred decimal places. In practice it is customary to use $\pi = 3.1416$.

$\pi = \frac{22}{7}$ is an approximate value correct to two decimal places, while $\pi = \frac{355}{113}$ is correct to five decimal places.

A rough approximation to the value of π can be obtained by rolling a circular piece of cardboard, of say 6 inches radius, along a straight line until it makes a complete revolution, then measuring carefully the length of the line-segment so traced, and comparing it with the diameter of the cardboard. A smaller error will probably be made if the cardboard is given two or three revolutions, and the whole distance divided by the number of revolutions.

A second method is to mark out a circle on a piece of cardboard ruled in squares, ordinary centimetre paper, then find approximately the area of the circle by counting the squares enclosed by it, reckoning each fractional square enclosed by the circle, a half square, this being an approximate average value. Setting this area equal to πr^2 gives an approximate value for π .

EXERCISES

In these exercises use $\frac{22}{7}$ as the value of π .

1. The diameter of a circle is 5 feet, what is its circumference?
2. The radius of a circle is 1 foot 8 inches, what is its circumference?
3. A wheel is twelve feet in circumference, what is its diameter?
4. A circular field is 1000 yards in circumference, what is its diameter and its area?
5. Two fields are each 1600 yards around. One is circular and the other is square. What is the difference in their areas?
6. From a circular piece of paper of 10 inches radius, a circular piece is cut which has a radius of the first for its diameter. Find the area of the remaining piece.

MISCELLANEOUS EXERCISES

1. Divide a given circle into two arcs such that any angle inscribed in one arc is three times an angle inscribed in the other.

SUGGESTION. The side of an inscribed square is the chord of the required arcs.

2. Divide a given circle into two arcs such that any angle inscribed in one arc is five times an angle inscribed in the other arc.

3. From a point without a circle two tangents are drawn which, with their chord of contact, form an equilateral triangle whose side is 18 inches. Find the diameter of the circle.

4. In a regular polygon of n sides the straight lines which join any vertex to the non-adjacent vertices divide the angle at that vertex into $n - 2$ equal parts.

5. An equilateral triangle and a regular hexagon are inscribed in a given circle; show that—

(1) The area of the triangle is half that of the hexagon;

(2) The square on a side of the triangle is three times the square on a side of the hexagon.

6. If $ABCDE$ is a regular pentagon and AC, BE intersect at H , show that—

(1) CH and EH are each equal to a side of the pentagon;

(2) AB is a tangent to the circle circumscribed about the triangle BHC .

7. Show that the area of a regular hexagon inscribed in a circle is three-fourths of that of the corresponding circumscribed hexagon.

8. The area of a square circumscribed about a circle is double of the area of the inscribed square.

9. If $ABCD$ is a square inscribed in a circle and P is any point on the circle, show that the sum of the squares on PA, PB, PC, PD is double the square on the diameter.

10. An equilateral triangle is inscribed in a circle, and tangents are drawn at its vertices; prove that—

(1) The resulting figure is an equilateral triangle;

(2) Its area is four times that of the given triangle.

11. What is the area of a circular ring if the radii of the outer and inner circles are 132 and 120 feet, respectively?

12. A carriage wheel makes 168 revolutions in going half a mile. What is its height?

13. The diameter of a circle is 12 feet. Find the diameter of a circle having (1) twice its circumference, (2) twice its area.
14. A circular pond is surrounded by a gravel walk, such that the area of the walk equals the area of the pond. What is the ratio of the diameter of the pond to the width of the walk?
15. A bicycle wheel is 28 inches in diameter. How many revolutions will it make in going 3 miles?
16. Three circles are concentric and are such that the area of the first equals the area between the first and the second, and also between the second and third. The radius of the smallest is 10 inches. What are the radii of the other two?
17. A circle is inscribed in a given square. What fraction of the area of the square lies outside of the circle? Is the fraction changed by enlarging the square and the inscribed circle?
18. A square is inscribed in a given circle. What fraction of the area of the circle lies outside of the square?
19. Show that the altitude of an equilateral triangle is to the radius of the circumscribed circle in the ratio of 3 to 2.
20. Prove that the area of a circular ring is equal to the area of a circle whose diameter equals a chord of the outer boundary which is tangent to the inner.
21. Prove that any equilateral polygon circumscribing a circle is regular.
22. Each side of an inscribed equilateral triangle is parallel to the tangent at the opposite vertex.
23. Describe a circle whose area is equal to the sum of the areas of two given circles.
24. Describe a circle whose circumference is equal to the sum of the circumferences of two given circles.
25. Prove that the radius of an inscribed regular polygon is a mean proportional between its apothem and the radius of a similar circumscribed polygon.
26. If squares are described outwardly on the sides of a regular hexagon, prove that the outer vertices of the squares are the vertices of a regular dodecagon.
27. Find in degrees the angle at the centre of a circle of radius 2 feet, which is subtended by an arc whose length is 18 inches.

SUMMARY OF CHAPTER V

1. DEFINITIONS.

- (1) *Regular Polygon*—one which is both equilateral and equiangular. § 335.
- (2) *Centre of a Regular Polygon*—the common centre of the inscribed and circumscribed circles. § 344.
- (3) *Radius of a Regular Polygon*—the radius of the circumscribed circle, *i.e.* the line from the centre to a vertex. § 345.
- (4) *Apothem of a Regular Polygon*—the radius of the inscribed circle, *i.e.* the perpendicular from the centre on a side. § 346.
- (5) *Circumference of a Circle*—the limit of the perimeter of a regular inscribed polygon as the number of its sides is indefinitely increased. § 358.

Or, the limit of the perimeter of a regular circumscribed polygon as the number of its sides is indefinitely increased. § 360.

- (6) *Length of an Arc of a Circle*—the limit of the sum of chords in the arc as the number of such chords is indefinitely increased. § 358.
- (7) *Area of a Circle*—the surface enclosed by the circle, equal to the limit of the area of a regular inscribed polygon as the number of its sides is indefinitely increased. § 359.
- (8) *Similar Arcs of Circles*—arcs which subtend equal angles at the centres of the circles. § 367.
- (9) *Similar Segments*—those which have similar arcs. § 368.
- (10) *Similar Sectors*—those which have similar arcs. § 369.
- (11) *Principal Diagonals of a Polygon*—the diagonals joining pairs of opposite vertices in a polygon of an even number of sides. § 380.
- (12) *Pentagon, Hexagon, Octagon, Decagon, Dodecagon.* See § 336.

2. POSTULATES.

- (1) A circle may be divided into any given number of equal parts. (Postulate 8.) § 337.

3. PROBLEMS.

- (1) To inscribe a square in a given circle. § 373.
- (2) To inscribe a regular hexagon in a given circle. § 376.
- (3) To inscribe an equilateral triangle in a given circle. § 378.
- (4) To inscribe a regular decagon in a given circle. § 381.
- (5) To inscribe a regular pentagon in a given circle. § 382.

- (6) To inscribe a regular polygon of fifteen sides in a given circle. § 383.
- (7) To find the length of a side of an inscribed regular polygon of $2n$ sides, having given the length of the side of the inscribed polygon of n sides. § 384.
- (8) To find approximately the ratio of the circumference to the diameter of a circle, *i.e.* the value of π . § 385.

The last two are numerical rather than geometrical problems.

4. THEOREMS ON INSCRIBED AND CIRCUMSCRIBED REGULAR POLYGONS.

- (1) If a circle is divided into any number of equal arcs, (1) the chords joining the points of division taken in order form a regular inscribed polygon, (2) the tangents to the circle at the points of division taken in order form a regular circumscribed polygon. § 339.
- (2) An equilateral polygon inscribed in a circle is also equiangular, and hence regular. § 342.
- (3) A circle can be circumscribed about any regular polygon, and another circle can be inscribed in it. § 343.
- (4) If the number of sides of a regular inscribed polygon be doubled, the perimeter will be increased, but if the number of sides of a regular circumscribed polygon be doubled, the perimeter will be diminished. § 354.
- (5) The area of a regular inscribed polygon is increased, and the area of a regular circumscribed polygon is diminished, when the number of sides is doubled. § 355.
- (6) The side of an inscribed square is equal to $r\sqrt{2}$. § 374.
- (7) All squares inscribed in the same circle are identically equal. § 375.
- (8) The side of a regular inscribed hexagon is equal to a radius of the circle. § 377.
- (9) The side of an inscribed equilateral triangle is equal to $r\sqrt{3}$, and its distance from the centre is $\frac{1}{2}r$. § 379.

5. THEOREMS ON THE PROPERTIES OF REGULAR POLYGONS.

- (1) Any radius of a regular polygon bisects the angle at the vertex. § 347.
- (2) The angle formed by two consecutive radii of a regular polygon equals four right angles divided by the number of sides of the polygon. § 348.
- (3) Any two regular polygons of the same number of sides are similar. § 349.

- (4) Homologous sides in two regular polygons of the same number of sides are in the same ratio as the radii of the circumscribed circles, or as the radii of the inscribed circles; that is, as the radii of the polygons or as the apothems of the polygons. § 350.
- (5) The perimeters of two regular polygons of the same number of sides are in the same ratio as their radii, or as their apothems. § 351.
- (6) The areas of two regular polygons of the same number of sides are in the same ratio as the squares of their radii, or as the squares of their apothems. § 352.
- (7) The area of a regular polygon is equal to half the product of its perimeter and its apothem. § 353.


6. THEOREMS ON THE CIRCUMFERENCES AND AREAS OF CIRCLES.

- (1) The circumference of a circle is greater than the perimeter of any regular inscribed polygon, and less than the perimeter of any regular circumscribed polygon. § 361.
- (2) The ratio of the circumference of a circle to its diameter is the same for all circles. $C = \pi d = 2 \pi r$. § 362.
- (3) The area of a circle is equal to one-half the product of its circumference and radius. § 364. $A = \frac{1}{2} Cr = \pi r^2 = \frac{1}{4} \pi d^2$. § 365.
- (4) The areas of two circles are in the same ratio as the squares of their radii, or as the squares of their diameters. § 366.

7. THEOREMS ON SECTORS OF A CIRCLE.

- (1) The area of a sector of a circle bears the same ratio to the area of the circle as the length of its arc bears to the whole circumference. § 370.
- (2) The area of a sector of a circle equals one-half the product of its arc and radius. $S = \frac{1}{2} ar$. § 371.
- (3) The arcs of similar sectors are in the same ratio as the radii, and the areas of similar sectors are in the same ratio as the squares of the radii. § 372.

PART II—SOLID GEOMETRY



CHAPTER VI

LINES AND PLANES IN SPACE



SECTION I

INTERSECTING PLANES—PARALLELS AND PERPENDICULARS

386. We come now to the study of geometrical figures whose points and lines do not all lie in the same plane. Such a figure is called a **solid figure**, or a **figure of three dimensions**.

A solid figure is spread out or extended in three ways.

A plane figure is *two-dimensional* since it is spread out in but two ways.

A straight line is *one-dimensional* since it has only length.

387. It should be remembered that in geometry we are concerned only with forms and relations, not at all with matter; and so it is necessary to distinguish between a three-dimensional figure, or a so-called *solid figure*, and a physically *solid body*.

A solid figure is a combination of points, lines, and surfaces. It contains no matter.

Since in Solid Geometry the diagrams are intended to represent figures which do not lie wholly in one plane, they are drawn as we say in perspective, to give an idea of how the figure would *look* at a distance. Straight lines and planes are supposed to extend indefinitely in any of their directions, though they must be represented in a diagram by limited portions of a line or a plane. For the most part lines are dotted when they are supposed to be seen through a surface which forms a part of the figure.

388. When we said (p. 3) that two points determine a straight line, we meant that through two points there can pass one straight line, and only one.

In just the same way, three points which do not lie on the same straight line *determine* a plane, and the possibility of constructing this plane is assumed.

POSTULATE 9. *Through three points not in the same straight line there can be passed one and only one plane.*

If then we name three points in any plane, not lying in the same straight line, they will be sufficient to distinguish this plane from every other.

Through two points (or, through the straight line joining two points), any number of planes can be passed.

It follows immediately that

A straight line and a point not lying on it determine a plane.

If two points are chosen on the given line, these two and the given point determine the plane. Does the given line lie wholly in that plane? (See definition of a plane, p. 4.)

Two intersecting straight lines determine a plane.

The point of intersection and one other point on each line determine the plane. Do each of the given lines lie in that plane?

Two parallel straight lines determine a plane.

For, two parallel straight lines lie in one plane by definition (Art. 85), and this must be the plane determined by one of them and a point of the other.

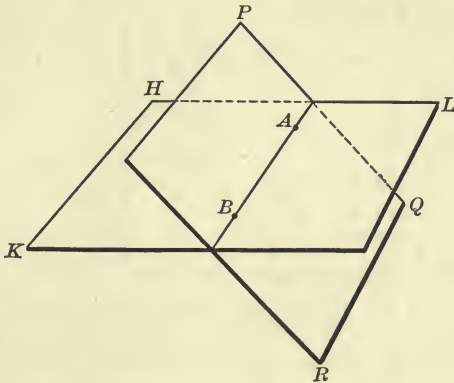
389. Two straight lines which intersect have in common a single point. A straight line and a curved line, or two curved lines, may have in common more than one point.

A straight line and a surface intersect in one or more points. If the surface is plane a straight line can intersect it in but one point.

Two surfaces intersect in one or more lines. These contain all points common to the two surfaces.

PROPOSITION I

390. *The intersection of two planes is a straight line.*



Let HKL and PQR be any two intersecting planes.

It is required to prove that their intersection is a straight line, or in other words, that the locus of points common to the two planes is a straight line.

Proof. First, let A and B be any two points common to the planes HKL and PQR .

From the definition of a plane every point of the straight line AB lies in the plane HKL . (Art. 7.)

For the same reason, every point of the straight line AB lies in the plane PQR .

Therefore the straight line AB is common to the two planes.

Next, no point outside of AB can be common to the two planes, for then the two planes would coincide. (Art. 388.)

Therefore the intersection of the planes HKL and PQR is a straight line.

When no confusion is likely to arise a plane may be denoted by a single letter, as H , or P , in the above diagram.

391. THEOREM. *If two planes have one point in common they must have a second point, and hence a straight line, in common.*

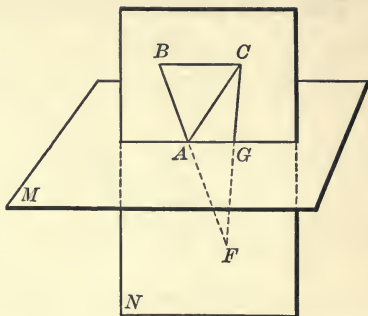
Let the planes M and N have the point A in common.

To prove that they must have a second point in common.

In the plane N choose two points B and C on the same side of the plane M . Join BA and produce to F , so that B and F are on opposite sides of M .

Then C and F are also on opposite sides of M , and the straight line CF must penetrate the plane M at some point G different from A . But since CF lies wholly in the plane N , the point G is common to the two planes.

By the preceding theorem the straight line AG is common to the two planes and is the locus of their common points.



DEFINITIONS

392. If a straight line and a given plane do not meet, however far they are extended, they are said to be **parallel**.

A straight line not lying in a given plane, and not parallel to it, intersects the plane at one point. For convenience, this point is sometimes called the **foot** of the line.

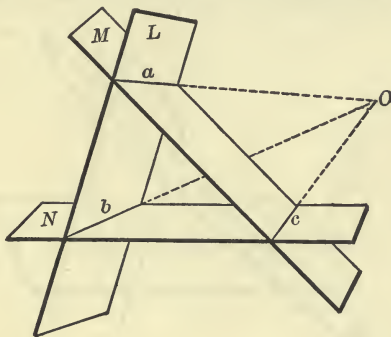
393. A straight line is **perpendicular** to a given plane when, and only when, it is perpendicular to every straight line in the plane, drawn through their point of intersection. In that case the plane is also said to be perpendicular to the line.

A straight line neither parallel nor perpendicular to a given plane is said to be **oblique** to it.

Two planes are **parallel** when they do not meet, however far they may be extended.

PROPOSITION II

394. *If three planes intersect, two and two, their three lines of intersection are either concurrent, or are parallel two and two.*



Let L , M , and N be the three given planes, and let a be the intersection of L and M , b the intersection of L and N , and c the intersection of M and N .

It is required to prove that the straight lines a , b , and c all pass through one point, or are parallel, two and two.

Proof. First, suppose the lines a and b , which both lie in the plane L , to intersect at a point O . Then because O is a point of a it lies on the plane M , and because it is a point of b it lies on the plane N .

Therefore, O is a point of c , the intersection of M and N .

That is, a , b , and c all pass through one point.

Next, suppose a and b are parallel.

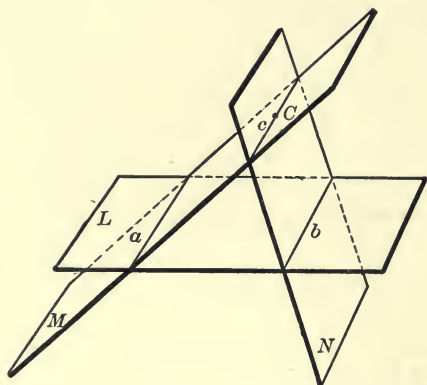
Then, if a and c are not parallel, they must intersect, since they both lie in the plane M ; and it may be shown just as before that their common point lies upon b , which is impossible since a and b are parallel.

Therefore a and c must be parallel.

Similarly, b and c must be parallel.

PROPOSITION III

395. *The two planes determined by two given parallel lines and a point not lying in their plane intersect in a line parallel to each of the given lines.*



Let a and b be the given parallel lines lying in the plane L , and let C be the given point.

Also, let M be the plane determined by C and a , N the plane determined by C and b , and let M and N intersect in the line c .

It is required to prove that c is parallel to both a and b .

Proof. The planes L , M , and N intersect, two and two, in the straight lines a , b , and c .

These lines must therefore be concurrent, or be parallel two and two. (Prop. II.)

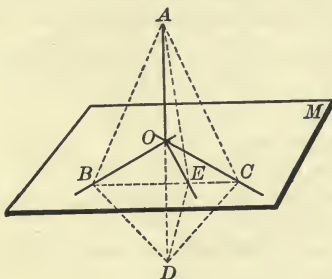
They cannot be concurrent, since a and b are parallel, by hypothesis.

Therefore c must be parallel to both a and b .

396. COROLLARY. *Two straight lines each parallel to a third line, are parallel to each other.*

PROPOSITION IV

397. *If a straight line is perpendicular to each of two given straight lines at their point of intersection, it is perpendicular to the plane of those lines.*



Let the straight line AO be perpendicular to both the straight lines BO and CO at their common point O , and let M be the plane determined by BO and CO .

It is required to prove that AO is perpendicular to the plane M .

Proof. Suppose OE is any other straight line drawn in the plane M , through the point O . Then if AO is perpendicular to OE , it is perpendicular to the plane M . (Art. 393.)

Draw a straight line in the plane M cutting BO and CO at B and C , and the line OE at E .

Join AB , AE , AC .

Produce AO to D , making OD equal to OA .

Join DB , DE , DC .

Since OB is a perpendicular bisector of the line-segment AD , BA equals BD . (Art. 72.)

Similarly CA equals CD , and hence, Δs ABC and DBC are identically equal. (Art. 53.)

If these two triangles were superposed, DE would coincide with AE , and is therefore equal to AE .

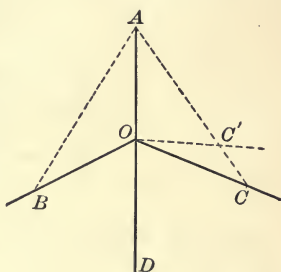
Since E and O are each equidistant from A and D , EO must be a perpendicular bisector of AD . (Art. 72.)

Therefore $\angle AOE$ is a right angle, and consequently AO is perpendicular to the plane M .

398. COROLLARY I. *At any point of a straight line one plane can be constructed perpendicular to that line, and only one.*

First, two perpendiculars, OB and OC , in different planes, can be drawn to the given line AD at the given point O , and the plane of these is perpendicular to the given line (Prop. IV).

Next, if any plane other than the plane BOC can be constructed perpendicular to AD at O , say the plane BOC' , it must cut the line AC in a point C' different from C , and the line OC' must then be perpendicular to AO , which is impossible, since OC lies in the same plane as OC' and is perpendicular to AD at O .



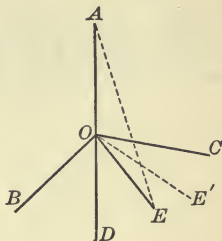
399. COROLLARY II. *Through a given point not on a given straight line, one plane and only one can be constructed perpendicular to the given line.*

Let P be the given point and a the given straight line. In the plane Pa draw PA perpendicular to a , and from A draw another line AQ perpendicular to a . The plane of AP and AQ passes through P and is perpendicular to a (Prop. IV). No other plane can pass through P and be perpendicular to a , for such a plane must either intersect a at A and not contain AQ , or else it must intersect a at a point different from A , both of which suppositions are impossible. Show why?

400. COROLLARY III. *Two intersecting planes cannot both be perpendicular to the same straight line.*

401. COROLLARY IV. *All the straight lines perpendicular to a given line at a given point lie in one plane perpendicular to the given line.*

Let OB and OC be two lines perpendicular to the straight line AD at O . Their plane is perpendicular to AD at O . Let OE be any other straight line perpendicular to AD at O , and suppose, if possible, that it does not lie in the plane BOC . Then the plane BOC will cut the plane AOE in a straight line OE' different from OE . Since OE' lies in the plane BOC , $\angle AOE'$ is a right angle. But this is impossible since $\angle AOE$ is a right angle. Therefore OE cannot lie out of the plane BOC .



402. COROLLARY V. *If a plane bisects a given line-segment perpendicularly, every point of the plane is equidistant from the extremities of the line-segment.*

And conversely: *Every point which is equidistant from two fixed points lies in the plane bisecting perpendicularly the line joining them.*

EXERCISES

1. Through four points not lying in the same plane, how many planes can be passed, each containing three of the points? In how many of these planes would any one of the given points lie?
2. Through five points, no four of which lie in the same plane, how many planes can be passed, each containing three of the points?
3. Show how to draw through a given point a straight line which will intersect two given lines not lying in the same plane. Can more than one such line be drawn?

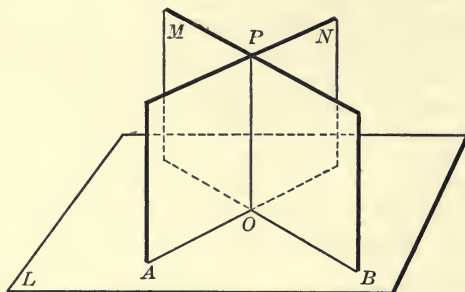
DEFINITION. Two straight lines so situated that no plane can contain them both are said to be *skew* or *gauche* to each other.

Hold two pencils so that they are *gauche* to each other.

4. Find the locus of points in a plane which are equidistant from two given points not lying in the plane.
5. Find a point in a plane equidistant from three given points not lying in that plane.
6. A three-legged table will always stand firmly on a level floor, while a four-legged table will not. How do you account for this?

PROPOSITION V

403. *At a given point in a given plane to erect a perpendicular to the plane.*



Let L be the given plane and O the given point in it.

It is required to draw through O a straight line perpendicular to the plane L .

Construction. Through O draw any two straight lines OA and OB in the plane L . At O construct a plane M perpendicular to OA , and a plane N perpendicular to OB . (Art. 398.)

These two planes, M and N , will intersect in a straight line OP which is perpendicular to L .

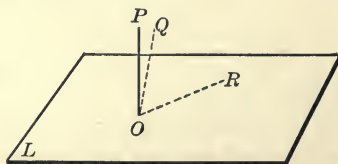
Proof. Since OP lies in the plane M and passes through O , it is perpendicular to OA . (Art. 393.)

And since it lies in the plane N , it is perpendicular to OB .

Therefore OP is perpendicular to the plane L . (Prop. IV.)

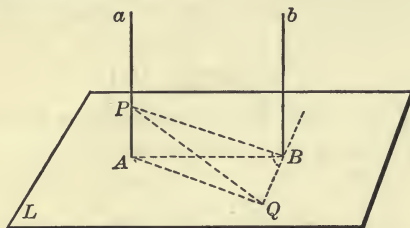
404. THEOREM. *At a point in a plane, but one straight line can be drawn perpendicular to the plane.*

If there were a second straight line OQ perpendicular to the plane L , the plane of OP and OQ would intersect L in a straight line OR , to which OP and OQ are both perpendicular. But this is impossible.



PROPOSITION VI

405. *Two straight lines perpendicular to the same plane are parallel.*



Let a and b be straight lines perpendicular to the plane L , at the points A and B , respectively.

It is required to prove that a and b are parallel.

Proof. First, to show that a and b are in the same plane. Join AB , and in the plane L draw BQ perpendicular to AB . In a choose any point P , and make BQ equal to AP . Join PB , PQ , and AQ .

$\triangle PAB$ is identically equal to $\triangle QBA$. Why?

Therefore $BP = AQ$.

Also, $\triangle PBQ$ is identically equal to $\triangle QAP$. Why?

Therefore $\angle PBQ$ is a right angle.

Hence b , BP , and BA must lie in one plane. (Art. 401.)

But since a meets both BP and BA , it also must lie in that plane.

Next, the interior angles which a and b make with the transversal AB are both right angles.

Therefore a and b are parallel. (Art. 90.)

406. COROLLARY I. *If from the foot of a given perpendicular to a plane, a straight line is drawn at right angles to any line in the plane, any line through their intersection, which meets the given perpendicular, is at right angles to the line of the plane.*

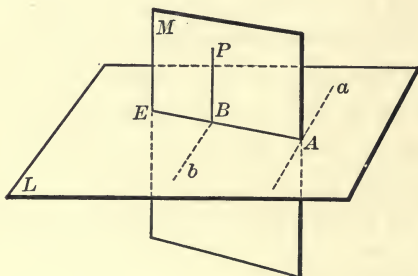
That is, BP drawn to meet a is perpendicular to BQ .

407. COROLLARY II. *If one of two parallel lines is perpendicular to a plane, the other is also.*

For, if not, at its point of intersection with the plane erect a perpendicular. This lies in a plane with the first perpendicular and is parallel to it.

PROPOSITION VII

408. *From a given point without a given plane to draw a perpendicular to the plane.*



Let L be the given plane, and P the given point without it.

It is required to draw from P a straight line perpendicular to the plane L .

Construction. In L take any straight line a , and through P construct the plane M perpendicular to a . (Art. 399.)

This plane will intersect L along some line AE .

From P in the plane M draw PB perpendicular to AE .

PB is the required line.

Proof. From B in the plane L draw the straight line b parallel to a .

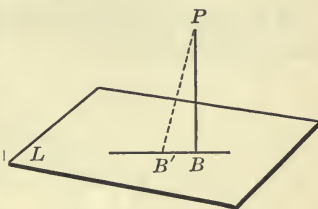
Then b is perpendicular to the plane M (Art. 407), and hence perpendicular to PB which lies in M .

But PB was drawn perpendicular to AE .

Therefore PB , being perpendicular to both AE and b , is perpendicular to their plane, namely, the plane L .

409. THEOREM. *From a point without a plane only one perpendicular to the plane can be drawn.*

For if there are two perpendiculars from P , their plane will intersect the given plane in a straight line perpendicular to them both, which is impossible.



410. COROLLARY. *Of all straight lines which can be drawn from a point to a plane, the perpendicular is the shortest.*

411. DEFINITION. The distance from a point to a plane is the length of the perpendicular from the point to the plane.

EXERCISES

1. AB and CD are two straight lines of which AB lies in a plane perpendicular to CD . Prove that the perpendiculars to AB from the different points of CD all pass through one point.

SUGGESTION. Compare this exercise with the theorem stated in Article 406. What is the relation between them?

2. If D is any point on the straight line drawn through the orthocentre of a triangle ABC , perpendicular to the plane of the triangle, then DA is at right angles to the straight line drawn through A parallel to BC .

3. Find the locus of points in space equidistant from the points of a circle.

4. Equal oblique lines drawn from a point to a plane make equal angles with the perpendicular from the point, and meet the plane at equal distances from the foot of the perpendicular. Of two unequal lines so drawn, which makes the greater angle with the perpendicular?

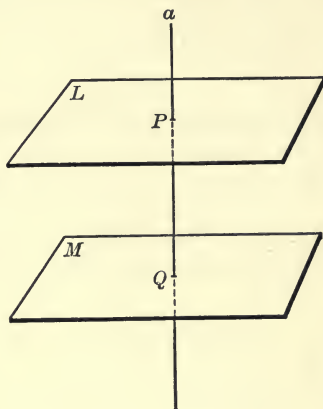
5. If two straight lines are each parallel to a third line, they are parallel to each other. Prove. (See Article 396.)

SUGGESTION. A plane perpendicular to the third line is perpendicular to each of the others.

6. If two straight lines are not in the same plane, no two straight lines joining points of the one to points of the other can be parallel.

PROPOSITION VIII

412. *Two planes perpendicular to the same straight line are parallel.*



Let L and M be two planes, each perpendicular to the straight line a , at the points P and Q , respectively.

It is required to prove that these planes are parallel.

Proof. If L and M are not parallel they must intersect in some straight line. Let E be any point of their intersection.

Then through E there would pass two planes perpendicular to a , which is impossible. (Art. 399.)

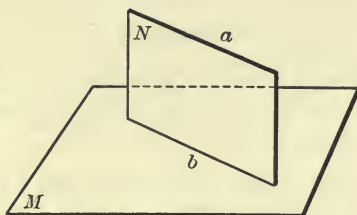
Therefore L and M are parallel.

EXERCISES

1. If two planes are perpendicular to the same straight line, any plane containing that line intersects them in parallel lines.
2. Find the locus of points equidistant from two given parallel planes.
3. Prove that through a given point outside a given plane, any required number of straight lines can be drawn parallel to the given plane.

PROPOSITION IX

413. *If two straight lines are parallel, any plane containing one of them, and not the other, is parallel to the other.*



Let a and b be two parallel straight lines, and let the plane M contain the line b , but not a .

It is required to prove that the plane M is parallel to the line a .

Proof. Since a and b are parallel, they lie in one plane by definition, say the plane N .

All the points common to M and N lie on the straight line b . (Prop. I.)

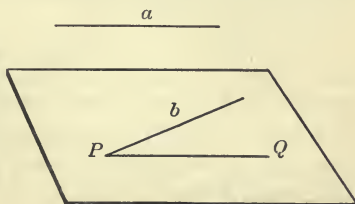
Therefore, if a intersects M at any point, it must be at some point of b .

But a is parallel to b , by hypothesis, and therefore, can have no point in common with b , or with the plane M . Therefore M is parallel to a .

414. COROLLARY I. *Through either of two given straight lines not lying in the same plane, one plane can be passed parallel to the other line.*

If a and b are the given straight lines, from any point P of b draw PQ parallel to a . Then the plane of b and PQ is parallel to a , and passes through b .

Can more than one plane be so passed through b ?



415. COROLLARY II. *Through a given point, a plane can be passed parallel to any two given straight lines in space.*

SUGGESTION. Through the given point draw straight lines parallel to the given straight lines.

PROPOSITION X

416. *If a straight line is parallel to a given plane, it is parallel to the intersection of any plane through it, with the given plane.*

The proof is left to the student with the following queries:

(1) Are the two straight lines under consideration in the same plane?

(2) Will they meet if produced?

417. COROLLARY. *If a straight line is parallel to a given plane, a line drawn from any point in the plane parallel to the given line lies in the given plane.*

SUGGESTION. The chosen point and the given line determine a plane.

EXERCISES

1. If from any point perpendiculars are drawn to two parallel planes, these perpendiculars must coincide.

2. Prove that if one of two parallel planes is perpendicular to a given straight line, the other must be.

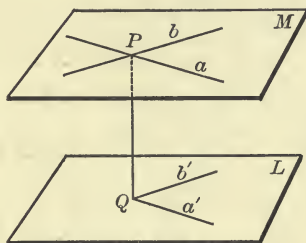
3. Prove that if through each of two parallel straight lines, a plane is passed, these two planes will intersect, if at all, in a straight line parallel to both the given lines.

4. If a and b are two straight lines which do not lie in the same plane, and c and d , two straight lines meeting them, prove that either c and d intersect on a , or on b , or else have no common plane.

5. If two straight lines are parallel, any straight line joining a point in one of them to a point in the other lies in the plane determined by the two parallel lines.

PROPOSITION XI

418. *If two intersecting straight lines are each parallel to a given plane, the plane determined by these lines is also parallel to the given plane.*



Let a and b be two straight lines, intersecting at P , which are each parallel to the plane L .

It is required to prove that the plane M , determined by a and b , is also parallel to L .

Proof. From P draw a perpendicular to the plane L , meeting it at Q . (Prop. VII.)

From Q draw a' and b' parallel to a and b , respectively.

These will lie in the plane L (Prop. X, Cor.) and hence be perpendicular to PQ .

The straight lines a and b , being parallel to a' and b' respectively, are also perpendicular to PQ . (Art. 97.)

Hence the plane M is perpendicular to PQ . (Prop. IV.)

But PQ was drawn perpendicular to L .

Therefore the planes L and M are parallel to each other.

(Prop. VIII.)

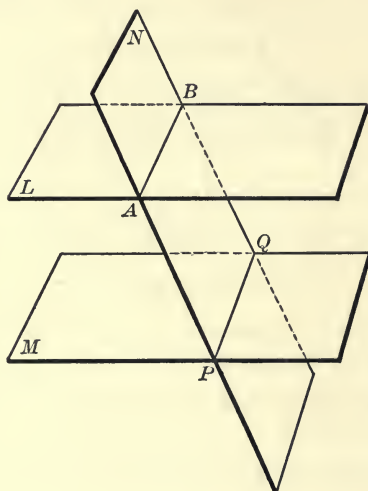
EXERCISES

1. If three straight lines intersect at one point, and all meet a fourth straight line not through that point, the first three must lie in one plane.

2. If three straight lines are such that each intersects the other two, they must all lie in one plane, or must all pass through one point.

PROPOSITION XII

419. *Two parallel planes are intersected by any third plane in parallel lines.*



Let L and M be any two parallel planes, and let N be a third plane intersecting L in the straight line AB , and M in the straight line PQ .

It is required to prove that AB and PQ are parallel.

Proof. First, AB and PQ lie in the same plane N .

Next, AB and PQ cannot meet since the planes L and M have no point in common however far they are extended.

Therefore AB and PQ are parallel.

420. COROLLARY I. *Parallel line-segments terminated by parallel planes are equal.*

Pass a plane through the two parallel line-segments. The two given line-segments and the intersections of this plane with the parallel planes form a parallelogram.

421. COROLLARY II. *Two parallel planes are everywhere equidistant.*

422. COROLLARY III. *A straight line perpendicular to one of two parallel planes is also perpendicular to the other.*

Pass two planes through the given line and study their intersections with the given planes.

423. COROLLARY IV. *Through any point one plane can be passed parallel to a given plane, and only one.*

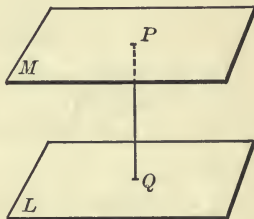
Let P be the given point and L the given plane.

From P draw PQ perpendicular to L .

At P construct a plane M perpendicular to PQ .

Then M is parallel to L . (Prop. VIII.)

If there is a second plane through P parallel to L , PQ must also be perpendicular to it (Cor. III). This is impossible. (Art. 400.)



EXERCISES

1. Three planes in general intersect at one point. Can three planes have a straight line in common without coinciding?

2. There is one rectilinear figure which is necessarily plane. What is it?

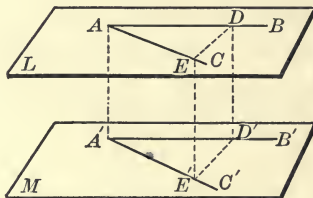
3. Four planes are such that no three of them pass through the same straight line and no four of them contain the same point. In how many straight lines do they intersect, two and two? In how many points do they intersect, three and three? How many lines of intersection through each point? How many points of intersection on each line?

4. A and B are two points on the same side of a plane, P a point in the plane. Determine P so that the sum of the line-segments AP and PB shall be the least possible.

5. If four planes are given, and the common line of the first two intersects the common line of the last two, the four planes meet in one point.

PROPOSITION XIII

424. *If two intersecting straight lines lying in one plane are parallel, respectively, to two intersecting straight lines lying in another plane, the two planes must be parallel, and the angles formed by the lines are equal.*



Let the straight lines AB and AC , lying in the plane L , be parallel, respectively, to the straight lines $A'B'$ and $A'C'$, lying in the plane M , and let them extend in the same way from the vertex.

It is required to prove that the planes L and M are parallel, and that the angle BAC equals the angle $B'A'C'$.

Proof. First, the lines AB and AC are both parallel to the plane M . (Prop. IX.)

Therefore the plane L is parallel to the plane M . (Prop. XI.)

Next, from AB and $A'B'$ cut off equal segments AD and $A'D'$.

Also from AC and $A'C'$ cut off equal segments AE and $A'E'$.

Join AA' , DD' , EE' , also DE and $D'E'$.

$AA'D'D$ is a parallelogram. Why?

Therefore DD' is equal and parallel to AA' .

$AA'E'E$ is also a parallelogram. Why?

Therefore EE' is equal and parallel to AA' .

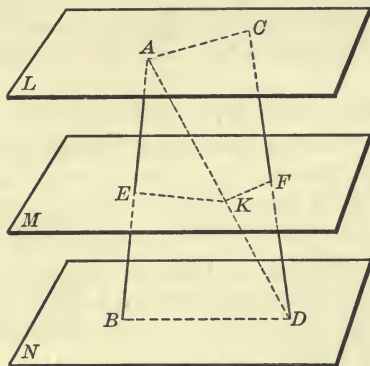
Hence EE' is equal and parallel to DD' . (Art. 396.)

Therefore $EE'D'D$ is a parallelogram, and ED is equal to $E'D'$.

Therefore $\triangle DAE$ is identically equal to $\triangle D'A'E'$ (Art. 53), and $\angle DAE$ is equal to $\angle D'A'E'$.

PROPOSITION XIV

425. *If two straight lines are cut by three parallel planes, the corresponding segments are proportional.*



Let AB and CD be two straight lines which are intersected by the parallel planes L , M , N , in the points A , E , B and C , F , D , respectively.

It is required to prove that $AE : EB = CF : FD$.

Proof. Draw the straight line AD cutting the plane M at the point K .

Join EK and KF , also AC and BD .

Now, the plane BAD must intersect M and N in parallel lines. (Prop. XII.)

Therefore EK is parallel to BD .

Hence $AE : EB = AK : KD$. (Art. 242.)

Similarly, $AK : KD = CF : FD$.

Therefore $AE : EB = CF : FD$.

EXERCISES

1. If n parallel planes intercept equal segments on one straight line, they will intercept equal segments on any other straight line.

SECTION II

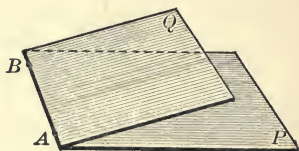
DIHEDRAL ANGLES

426. When two planes intersect they are said to form a **dihedral angle**.

The line of intersection of the planes is called the **edge** of the dihedral angle, and the planes are the **boundaries** or **faces** of the angle.

By rotating one of the planes about their line of intersection, the other being held stationary, the dihedral angle is increased or diminished, according as the plane is rotated in the one way, or in the other.

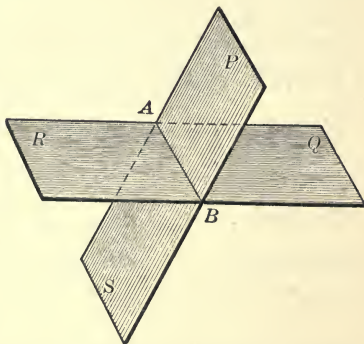
A dihedral angle may be designated by mentioning two points in its edge and one other point in each boundary.



Thus the dihedral angle in the diagram may be designated by $P-AB-Q$.

When no confusion can arise it will be sufficient in speaking of a dihedral angle to name its edge.

427. Two planes which extend both ways from their line of intersection form, in all, four dihedral angles having the same edge, those being **adjacent** angles which have one boundary in common, and those being **vertical** angles in which the boundaries of one are the extensions of the boundaries of the other.



Thus in the diagram $P-AB-Q$ and $P-AB-R$ are adjacent angles, $P-AB-Q$ and $R-AB-S$ are vertical angles.

428. Two dihedral angles are equal when their boundaries can be made to coincide.

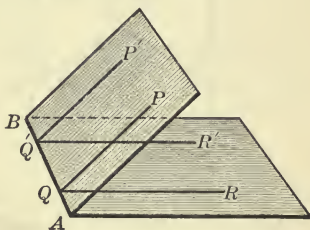
429. DEFINITION. If one plane meets another so as to make the adjacent dihedral angles equal, the first plane is said to be **perpendicular** to the second, and the angles so formed are called **right dihedral angles**.

430. If we choose a point in the edge of a dihedral angle, and from it draw two straight lines at random, one in each boundary of the dihedral angle, the plane angle formed by these lines may have any magnitude from zero to two right angles, the dihedral angle remaining unaltered.

How must the two lines be drawn in order that the angle between them shall be (1) zero? (2) two right angles?

DEFINITION. If from any point of the edge of a dihedral angle, two straight lines are drawn perpendicular to that edge, one in each boundary of the angle, the plane angle formed by these lines is called the **inclination of the planes** forming the dihedral angle; or it is called the **plane angle of the dihedral angle**.

Thus in the diagram $\angle PQR$ is the inclination of the planes P and R , if PQ and RQ are both perpendicular to the edge AB .



431. That the inclination of the planes is the same no matter from what point of the edge the perpendiculars are drawn follows from Proposition XIII. For since QP and $Q'P'$ lie in the same plane and are both perpendicular to AB , they are parallel (Art. 91). Similarly QR and $Q'R'$ are parallel. Therefore $\angle PQR$ equals $\angle P'Q'R'$ wherever on the edge Q may be chosen.

In other words,

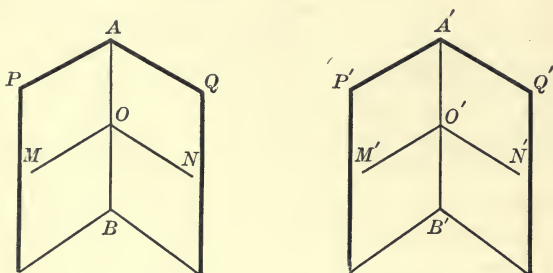
All plane angles of the same dihedral angle are equal.

432. From the definition of the plane angle of a dihedral angle it follows that,

The lines of intersection with the boundaries of a dihedral angle, of any plane perpendicular to the edge of that angle, form the plane angle of the dihedral angle.

PROPOSITION XV

433. *Two dihedral angles are equal if their plane angles are equal.*



Let $P-AB-Q$ and $P'-A'B'-Q'$ be two dihedral angles whose plane angles, MON and $M'O'N'$, are equal.

It is required to prove that the dihedral angles are equal.

Proof. Place the one figure upon the other so that $\angle M'O'N'$ coincides with its equal $\angle MON$.

The edge $A'B'$ must then coincide with the edge AB , since both are perpendicular to the plane MON at the point O .
(Art. 404.)

The plane P' must coincide with the plane P , since two lines determining P' , viz., $A'B'$ and $O'M'$, coincide with two lines determining P , viz., AB and OM .

Similarly the plane Q' must coincide with the plane Q . Therefore the two dihedral angles, having been made to coincide, are equal.

EXERCISE

1. State and prove the converse of the above theorem.

PROPOSITION XVI

434. *Two dihedral angles are in the same ratio as their plane angles.*

Outline of proof.

CASE I. When the plane angles are commensurable.

1. Choose a common measure for the plane angles, and divide them both into equal parts. The numbers of parts will give the ratio of the plane angles.

2. Through the edges of the two dihedral angles and the lines of division of the plane angles pass planes. These will divide the dihedral angles into equal parts, the same in number as the equal parts of the plane angles.

3. The ratio of the dihedral angles will be given by the numbers of parts into which they are divided. This ratio will be the same as the ratio of the plane angles.

CASE II. When the plane angles are incommensurable.

1. Choose a measure of one of the plane angles; with it as unit divide that angle into equal parts and apply the unit as often as possible to the other plane angle.

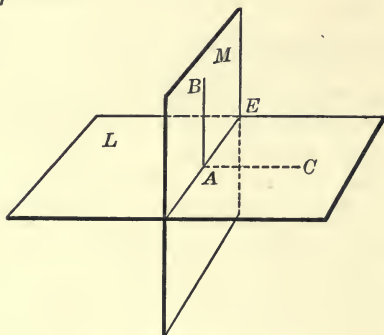
2. Proceed with the proof as in Case II, Prop. X, Chap. III, applying the Principle of Limits. Give the full demonstration.

435. NOTE. Since dihedral angles are in the same ratio as their plane angles, the measure of the plane angle gives the measure of the dihedral angle. Or we may say that to measure a dihedral angle, we measure its plane angle. Thus we have a dihedral angle of 90° , or 30° , or 10° , when its plane angle is 90° , or 30° , or 10° .

A right dihedral angle has its plane angle equal to a right angle; and two planes are thus perpendicular to each other, when the plane angle of any one of the dihedral angles formed by them, is a right angle.

PROPOSITION XVII

436. *If a straight line is perpendicular to a given plane, every plane containing that line is perpendicular to the given plane.*



Let AB be a straight line perpendicular to the given plane L , at the point A , and let M be any plane containing AB .

It is required to prove that the plane M is perpendicular to the plane L .

Proof. From A draw the straight line AC in the plane L , perpendicular to AE , the intersection of L and M .

$\angle BAC$ is the plane angle of the dihedral angle formed by L and M . Why?

$\angle BAC$ is a right angle. Why?

Therefore the plane M is perpendicular to the plane L .

437. COROLLARY I. *If a plane is perpendicular to any straight line of another plane, it is perpendicular to that other plane.*

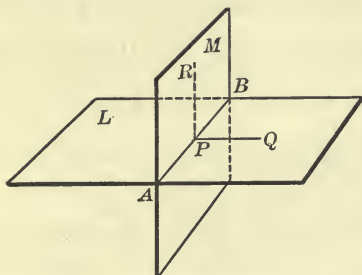
438. COROLLARY II. *Any plane perpendicular to the edge of a dihedral angle is perpendicular to each of its faces.*

EXERCISES

1. Through a given straight line pass a plane perpendicular to a given plane.

PROPOSITION XVIII

439. *If two planes are perpendicular to each other, a straight line drawn in one of them, perpendicular to their intersection, is perpendicular to the other.*



Let L and M be two planes perpendicular to each other, and let PQ be drawn in the plane L perpendicular to their intersection AB .

It is required to prove that PQ is perpendicular to the plane M .

Proof. From P draw PR in the plane M perpendicular to PB . $\angle RPQ$ is the plane angle of the dihedral angle formed by the planes L and M , and is therefore a right angle by hypothesis.

Since PQ is at right angles to both PB and PR it is perpendicular to the plane M . (Prop. IV.)

440. COROLLARY I. *If two planes are perpendicular to each other, a straight line drawn from any point of their intersection, perpendicular to one plane, must lie in the other.*

For if the line PQ is drawn in L perpendicular to the intersection of L and M , it is perpendicular to M . Hence no other line drawn from P can be perpendicular to M (Art. 404). That is, the perpendicular to M , drawn from P , must lie in L .

441. COROLLARY II. *Every plane through a point, perpendicular to a given plane, contains the line from the point, perpendicular to the given plane.*

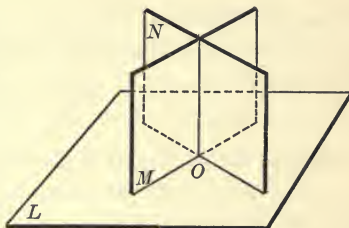
442. COROLLARY III. *If two planes are perpendicular to each other, a straight line drawn from any point in one of them, perpendicular to the other, must lie in the first plane.*

For the line QP , drawn from Q perpendicular to the intersection of L and M , lies in L , and is perpendicular to M . Hence, no other line drawn from Q can be perpendicular to M . (Art.409.)

That is, the perpendicular to M , drawn from any point of L , must lie in L .

443. COROLLARY IV. *If two intersecting planes are each perpendicular to a third plane, their intersection is also perpendicular to that plane.*

If M and N are each perpendicular to L , and O is the point in which L intersects the common line of M and N , the perpendicular to L drawn from O must lie in both M and N (Cor. I). Hence it must be their intersection. That is, the intersection of M and N is perpendicular to L .

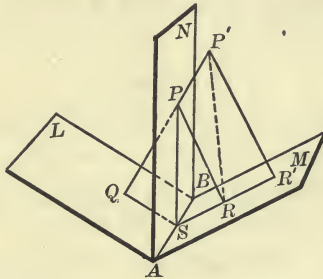


EXERCISES

1. Construct the plane which bisects a given dihedral angle.
2. Through a given point pass a plane perpendicular to each of two given planes.
3. Perpendiculars to a plane are drawn from the points of a straight line not lying in the plane. Show that the intersections of these perpendiculars with the plane are all in one straight line.
4. Through a point without a straight line any number of planes can pass parallel to that line.
5. Find the locus of points equidistant from two given parallel planes and at the same time equidistant from two given points.

PROPOSITION XIX

444. *The locus of points equidistant from the boundaries of a dihedral angle is the plane bisecting that angle.*



Let the planes L and M form a dihedral angle whose edge is AB , and let the plane N bisect this angle.

It is required to prove that every point of N is equidistant from L and M , and that no point outside of N is equidistant from L and M .

Proof. First, in N choose any point P , and from it draw PQ and PR perpendicular to L and M , respectively. (Prop. VII.)

The plane of PQ and PR is perpendicular to both L and M , and hence is perpendicular to the edge AB . (Art. 443.)

Let this plane intersect AB at S , and join SP , SQ , SR .

Then $\angle s QSR$, QSP , and PSR are the plane angles of the dihedral angles $L-AB-M$, $L-AB-N$, and $N-AB-M$, respectively. (Art. 432.)

Therefore $\angle QSP = \angle PSR$ by hypothesis.

Also $\angle s PQS$ and PRS are right angles. Why?

Therefore $\triangle s PQS$ and PRS are identically equal, and PQ equals PR . (Art. 106.)

Therefore P , any point of N , is equidistant from the planes L and M .

Next, let P' be any point outside of the plane N , and from it

draw perpendiculars $P'Q$ and $P'R'$ to the planes L and M , respectively. Let $P'Q$ intersect the plane N at the point P .

Join $P'R$. $P'R'$ is less than $P'R$. Why?

But $P'R$ is less than $P'P + PR$, i.e. less than $P'Q$. Why?

Therefore $P'R'$ is less than $P'Q$.

Hence P' is not equidistant from L and M .

Therefore the locus . . .

DEFINITIONS

445. The **projection of a point** upon a plane is the foot of the perpendicular drawn from the point to the plane.

The **projection of a line** upon a plane is the locus of the projections of its points upon the plane.

446. THEOREM. *The projection of a straight line upon a plane must be a straight line.*

For, if A be any point of the given line, and P its projection upon the given plane, AP and the given line determine a plane perpendicular to the given plane, in which lie the perpendiculars from all the points of the given line. (Art. 442.)

The projection of a curved line upon a plane is in general another curved line. Might it in any case be a straight line?

447. The angle which a straight line makes with its projection on a plane is called the **inclination of the line to the plane**.

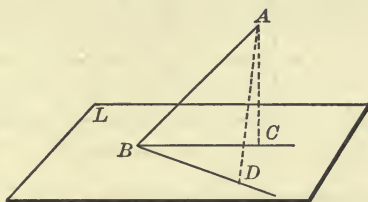
Whenever we speak of 'the angle which a straight line makes with a plane,' it is always the angle which it makes with its projection on the plane that is referred to.

448. Properly speaking, two straight lines form an angle only when they intersect. For convenience, however, we sometimes speak of the angle between two non-intersecting straight lines, or of the inclination of one straight line to another which does not meet it.

By the angle between two non-intersecting straight lines is meant the angle formed by two intersecting straight lines which are parallel to them.

PROPOSITION XX

449. *The acute angle which a straight line makes with its own projection upon a plane is the least angle it makes with any line of that plane.*



Let AB be any straight line oblique to the plane L , and let BC be its projection upon L .

It is required to prove that $\angle ABC$ is less than the angle which AB makes with any other line of the plane.

Proof. From any point A of the line AB draw the perpendicular to the plane, meeting BC at C .

From B draw any other straight line BD in the plane, making the segment BD equal to BC .

Join AD .

Then AD is greater than AC . Why?

Therefore $\angle ABD$ is greater than $\angle ABC$. (Art. 80.)

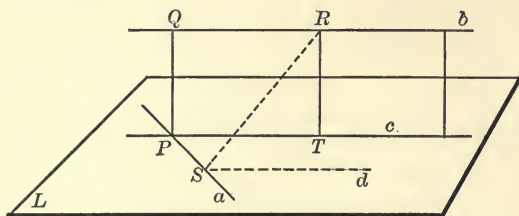
That is, $\angle ABC$ is less than the angle which AB makes with any other line of the plane.

EXERCISES

1. The projection of any straight line upon a given plane lies in a plane through the given line, perpendicular to the given plane.
2. If a straight line is parallel to a given plane, the projection of the line upon the plane is parallel to the line.
3. Parallel lines intersecting the same plane make equal angles with it.

PROPOSITION XXI

450. *To draw a straight line which shall be perpendicular to each of two given straight lines not lying in the same plane.*



Let a and b be two straight lines not lying in the same plane.

It is required to find a straight line which shall be perpendicular to both a and b .

Construction. Let L be the plane through a which is parallel to b . (Art. 414.)

Also let c be the projection of b upon the plane L .

Then c is parallel to b , and the plane of b and c is perpendicular to L . Why?

The straight lines a and c cannot be parallel, for then a and b must be parallel, contrary to hypothesis. (Art. 396.)

Let a and c intersect at P , and from P draw PQ perpendicular to the plane L .

Then PQ is the line required.

Proof. Since PQ was drawn perpendicular to the plane L , at the point P , it is perpendicular to the line a , and lies in the plane of b and c . (Art. 440.)

And since PQ is perpendicular to the line c [why?], it is also perpendicular to b , meeting it, say, at the point Q .

Therefore the straight line PQ , meeting both a and b , is perpendicular to both.

451. THEOREM. *Only one straight line can be drawn perpendicular to each of two given straight lines not lying in the same plane.*

If possible let RS be a second straight line perpendicular to both a and b .

Let the plane of b and RS intersect the plane L in the line d . Then b is parallel to d (Prop. X), and RS being perpendicular to b is also perpendicular to d .

Now RS was assumed perpendicular to a .

Therefore RS is perpendicular to the plane L . (Prop. IV.)

But RT drawn in the plane of b and c , perpendicular to c , is perpendicular to L . (Prop. XVIII.)

Thus we have two perpendiculars from R to the plane L , which is impossible.

Therefore RS cannot be perpendicular to both a and b , and similarly no other line than PQ can be perpendicular to both.

452. THEOREM. *The common perpendicular to two given straight lines not lying in the same plane, is the shortest line between them.*

The shortest line from a point of a to the line b is perpendicular to b , and the shortest line from a point of b to the line a is perpendicular to a .

Therefore the shortest line from a point of a to a point of b must be perpendicular to both a and b .

EXERCISES

1. Construct a plane parallel to each of two given non-intersecting straight lines and equidistant from them.

2. Draw a straight line to intersect three given non-intersecting straight lines at P , Q , R , respectively, so that PQ shall equal QR .

3. If the points of intersection of four parallel straight lines with any plane form the vertices of a parallelogram, their points of intersection with every plane form the vertices of a parallelogram.

SECTION III

POLYHEDRAL ANGLES

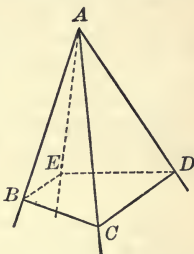
453. DEFINITION. Three planes meeting at a point form what is called a **trihedral angle**.

The planes are the **boundaries**, or the **faces**, of the angle; the point is the **vertex** of the angle; and the straight lines in which the planes intersect, two and two, are the **edges** of the angle.

In general, the figure formed by several planes meeting at a point is called a **polyhedral angle**. The planes intersect, two and two, *in a certain order* to form the edges.

A polyhedral angle may be designated by naming the vertex and another point in each edge in order. Thus the polyhedral angle in the diagram may be designated $A-BCDE$.

A polyhedral angle of four faces is called a **tetrahedral angle**.



A polyhedral angle, or as it may be called, a **solid angle**, is a geometrical magnitude of a character essentially different from a plane angle. Like a plane angle, however, its magnitude depends, not upon the length of its edges, but only upon the amount of their divergence.

454. In a polyhedral angle the pairs of adjacent faces form *dihedral angles*, and the two edges lying in any face form a *plane angle*.

These are called respectively the **dihedral angles** and the **face angles of the polyhedral angle**.

The dihedral angles and the face angles are called the **parts** of a polyhedral angle.

A polyhedral angle is **convex** when the section of its faces made by any plane is a convex polygon.

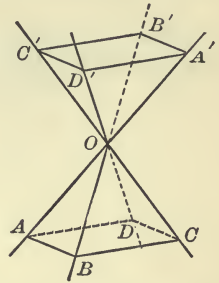
455. Two polyhedral angles are **identically equal** when they can be made to coincide, each face with its corresponding face and each edge with its corresponding edge.

456. Two polyhedral angles are **symmetrical** when the parts of the one are equal respectively to the parts of the other, but are arranged in reverse order.

Suppose the edges of any polyhedral angle $O-ABCD$ to be extended through the vertex, to points A', B', C', D' .

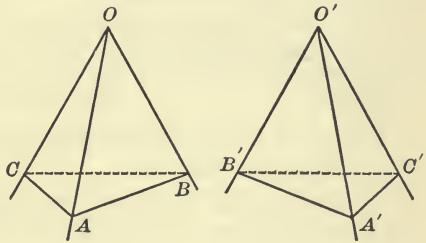
The polyhedral angle $O-A'B'C'D'$ so formed is symmetrical to the angle $O-ABCD$. For the face angles and the dihedral angles are equal, each to each, being vertically opposite in each case, but the edges are arranged in one order for the lower angle, and in the opposite order for the upper angle.

This will readily be seen if you imagine the eye placed at O , and look out along the edges in order, first for the lower angle, and then for the upper.



457. Two symmetrical polyhedral angles cannot in general be made to coincide.

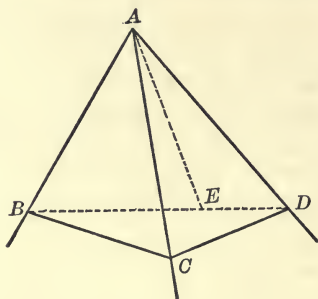
Just as two triangles ABC and $A'B'C'$ lying in the same plane may be identically equal, but cannot be made to coincide without turning one of them over, so two symmetrical polyhedral angles can in general be made to coincide only by turning one of them inside out, so to speak, by drawing the vertex down through the plane section.



In the same way one of your hands is symmetrical to the other, not identically equal to it. The one hand cannot be made to occupy exactly the same space as the other, and the left glove will fit the right hand only when it has been turned inside out.

PROPOSITION XXII

458. *The sum of any two face angles of a trihedral angle is greater than the third face angle.*



Let $A-BCD$ be any trihedral angle in which the face angle BAD is greater than either of the other two.

It is required to prove that the sum of the face angles BAC and CAD is greater than the face angle BAD .

Proof. In the face BAD draw the straight line AE making $\angle BAE$ equal to $\angle BAC$.

Make the line-segments AE and AC equal, and through C and E pass a plane cutting the other two edges at B and D .

Then $BE = BC$. (Art. 41.)

Therefore CD is greater than ED , since BC and CD are together greater than BD . (Art. 70.)

In Δ s CAD and EAD , $AC = AE$, $AD = AD$, while CD is greater than ED .

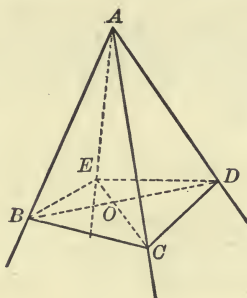
Therefore $\angle CAD$ is greater than $\angle EAD$. (Art. 80.)

Therefore the sum of \angle s BAC and CAD is greater than $\angle BAD$.

459. COROLLARY. *Any face angle of a polyhedral angle is less than the sum of the remaining face angles.*

PROPOSITION XXIII

460. *The sum of the face angles of any convex polyhedral angle is less than four right angles.*



Let $A-BCDE$ be any convex polyhedral angle.

It is required to prove that the sum of the face angles BAC , CAD , DAE , etc., is less than four right angles.

Proof. Choose any plane cutting all the faces and edges of the given polyhedral angle. The section will be a convex polygon $BCDE$. Why?

The interior angles of the polygon $BCDE$, together with four right angles, make twice as many right angles as the polygon has sides. (Art. 116.)

In any triangular face, as $\triangle BAC$, the sum of the angles is two right angles. (Art. 101.)

Hence, the sum of all the angles in all the triangular faces equals twice as many right angles as the polyhedral angle has faces, *i.e.*, twice as many right angles as the polygon $BCDE$ has sides.

The angles in all the triangular faces may be grouped as the face angles at the vertices, B , C , D , etc., together with the face angles at A .

Therefore, the face angles at B , C , D , etc., + the face angles at A = the angles of the polygon $BCDE$ + four right angles,

since each of these sums equals twice as many right angles as the polygon $BCDE$ has sides.

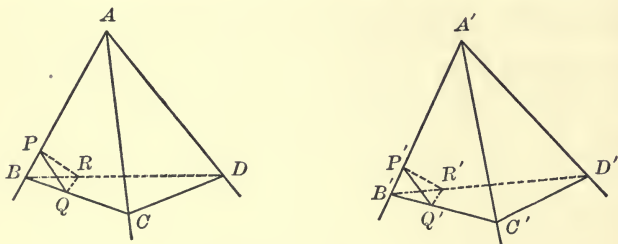
Now at any vertex, as B , the two face angles, ABC and ABE , are together greater than the angle of the polygon EBC .
(Prop. XXII.)

Hence the sum of the face angles at all the vertices, B, C, D , etc., is greater than the sum of the angles of the polygon $BCDE$.

Therefore, the sum of the face angles at A must be less than four right angles.

PROPOSITION XXIV

461. *If two trihedral angles have the three face angles of one equal, respectively, to the three face angles of the other, their corresponding dihedral angles are also equal.*



Let $A-BCD$ and $A'-B'C'D'$ be two trihedral angles having the face angles BAC, CAD, DAB equal, respectively, to the face angles $B'A'C', C'A'D', D'A'B'$.

It is required to prove that the dihedral angles whose edges are AB, AC, AD are equal, respectively, to the dihedral angles whose edges are $A'B', A'C', A'D'$.

Proof. Let the planes BCD and $B'C'D'$ cut the edges of the two trihedral angles so as to make the segments $AB, AC, AD, A'B', A'C', A'D'$ all equal.

In AB and $A'B'$ choose two points, P and P' , equidistant from A and A' , and through these points pass planes perpendicular to the edges AB and $A'B'$.

The plane through P perpendicular to AB will intersect BC and BD at some points Q and R . Why?

Notice that Q and R are not necessarily within the segments BC and BD .

Join PQ , PR , and QR .

Similarly construct the triangle $P'Q'R'$.

\angle s QPR and $Q'P'R'$ are the plane angles of the dihedral angles whose edges are AB and $A'B'$ [why?], and it is required to prove them equal.

Δ s ABC and $A'B'C'$ are identically equal isosceles triangles, by hypothesis and construction.

Δ s QBP and $Q'B'P'$ are identically equal. (Art. 43.)

Therefore $BQ = B'Q'$,

and $PQ = P'Q'$.

Similarly from Δ s RBP and $R'B'P'$,

$$BR = B'R'.$$

$$PR = P'R'.$$

Now Δ s BCD and $B'C'D'$ are identically equal. (Art. 53.)

Point out all the steps necessary to show this.

Therefore $\angle CBD = \angle C'B'D'$.

Therefore Δ s QBR and $Q'B'R'$ are identically equal (Art. 41),

and $QR = Q'R'$.

Therefore Δ s QPR and $Q'P'R'$ are identically equal (Art. 53),

and $\angle QPR = \angle Q'P'R'$.

That is, the dihedral angle whose edge is AB equals the dihedral angle whose edge is $A'B'$.

Similarly it may be shown that the other dihedral angles are equal.

NOTE. If the parts of the trihedral angles $A-BCD$ and $A'-B'C'D'$ are arranged in the same order around A , the trihedral angles are equal, and if in the reverse order, they are symmetrical but not equal. In the first case, they could be superposed; in the second case, they could not be superposed.

The pupil should try to superpose the one trihedral angle on the other, beginning with the vertices A and A' and the equal face angles BAC and $B'A'C'$. Will the edges AD and $A'D'$ then lie on the same side of this face?

If the edge AB is made to coincide with its corresponding edge $A'B'$, and AC with $A'C'$, how will AD and $A'D'$ lie?

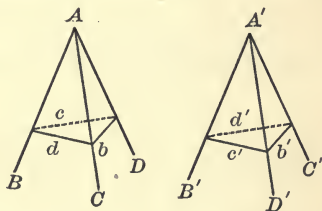
If AB is made to coincide with $A'C'$ and AC with $A'B'$, how will AD and $A'D'$ lie?

462. DEFINITION. An *isosceles trihedral angle* is one in which two of the face angles are equal.

463. THEOREM. *An isosceles trihedral angle and its symmetrical trihedral angle are identically equal, i.e. can be superposed.*

Suppose that $A-BCD$ is an isosceles trihedral angle having the face angles BAC and BAD equal; and suppose that $A'-B'C'D'$ is a trihedral angle having its face angles respectively equal to those of $A-BCD$, but arranged in reverse order.

The corresponding dihedral angles are equal by Proposition XXIV. Therefore the dihedral angle whose edge is AB is equal to the dihedral angle whose edge is $A'B'$.



Place the trihedral angle $A'-B'C'D'$ upon the trihedral angle $A-BCD$ so that the dihedral angle $A'B'$ coincides with the dihedral angle AB , the vertex A' coinciding with the vertex A .

Then since $\angle B'A'D' = \angle BAD = \angle BAC$, by hypothesis, the edge $A'D'$ will coincide with the edge AC .

Similarly, the edge $A'C'$ will coincide with the edge AD , and the two trihedral angles will coincide in all their parts.

Why could not two symmetrical trihedral angles whose face angles are all unequal be superposed in the same way? At what point would the process of superposition fail?

464. COROLLARY I. *If two face angles of a trihedral angle are equal, the dihedral angles opposite them are also equal.*

For, the trihedral angle and its symmetrical trihedral angle can be superposed.

465. COROLLARY II. *If two isosceles trihedral angles have the three face angles of one equal, respectively, to the three face angles of the other, they are identically equal.*

They can be superposed whether their parts are arranged in the same order or in opposite orders.

466. THEOREM. *If two trihedral angles have two face angles and the included dihedral angle of one equal, respectively, to two face angles and the included dihedral angle of the other, they are either identically equal or symmetrical, according as the parts are arranged in the same order or in opposite orders.*

If the parts are arranged in the same order, the two can be superposed; if arranged in opposite orders, one can be superposed to the symmetric of the other.

467. THEOREM. *If two trihedral angles have a face angle and the two adjacent dihedral angles of one equal, respectively, to a face angle and the two adjacent dihedral angles of the other, they are either identically equal or symmetrical, according as the parts are arranged in the same order or in opposite orders.*

EXERCISES

1. The planes that bisect the dihedral angles of any trihedral angle intersect in the same straight line.

2. If the face angle AOB of the trihedral angle $O-ABC$ is bisected by the straight line OD , the angle COD is less than half the sum of the face angles AOC and BOC .

MISCELLANEOUS EXERCISES

1. From a point A in one of two intersecting planes, AB is drawn perpendicular to the first plane, meeting the second plane at B , and AC is drawn perpendicular to the second plane, meeting it at C . Show that BC is perpendicular to the line of intersection of the two planes.

2. Two line segments AB and DC are such that if BC and AD are joined each of the angles A, B, C, D , is a right angle. Prove that AB and DC are parallel.

3. If two triangles ABC and $A'B'C'$ in different planes are so situated that the lines AA', BB', CC' meet in a point S , then the pairs of corresponding sides $AB, A'B'$; $AC, A'C'$; $BC, B'C'$ intersect in points of one straight line.

SUGGESTION. Let the planes of ABC and $A'B'C'$ intersect in a straight line s . The points S, A, A', B, B' lie in one plane intersecting s at X , say. AB and $A'B'$ must intersect at X . Similarly for the other pairs.

4. Show that the locus of a point equidistant from three given points is a straight line through the centre of the circle determined by the three points.

5. Prove that if AP makes equal angles with AB and AC , it must lie in one or other of two fixed planes.

6. Of three given planes each is perpendicular to the other two. Show that of their three lines of intersection each is perpendicular to the other two.

7. If two intersecting planes are cut by two parallel planes, the lines of section of the first two by each of the parallel planes will make equal angles.

8. If a straight line is equally inclined to two given planes, show that it is perpendicular to the plane bisecting one of the dihedral angles formed by the two planes.

9. Show that the locus of the foot of the perpendiculars drawn from a fixed point to the planes through a fixed straight line is a circle.

10. Draw through the vertex of a trihedral angle a straight line which will make equal angles with the three edges of the trihedral angle. How many such lines are there?

11. The projections on a plane of two equal and parallel line-segments are equal and parallel.

SUMMARY OF CHAPTER VI

1. DEFINITIONS.

- (1) *Solid Figure* — one whose points and lines do not all lie in the same plane. § 386.
- (2) *Line Parallel to a Plane* — a straight line which does not meet the plane, however far they may be extended. § 392.
- (3) *Line Perpendicular to a Plane* — a straight line which is perpendicular to every line of the plane passing through their intersection. § 393.
- (4) *Line Oblique to a Plane* — a straight line neither parallel nor perpendicular to the plane. § 393.
- (5) *Parallel Planes* — planes which do not meet, however far they may be extended. § 393.
- (6) *Skew or Gauche Lines* — straight lines so situated that no plane can contain them both. Ex. 3, p. 271.
- (7) *Distance from a Point to a Plane* — the length of the perpendicular from the point to the plane. § 411.
- (8) *Dihedral Angle* — the figure formed by two planes meeting in a straight line. § 426.
- (9) *Right Dihedral Angle* — an angle formed by two intersecting planes when the adjacent angles so formed are equal. § 429.
- (10) *Plane Angle of a Dihedral Angle* — the angle between two straight lines drawn perpendicular to the edge from the same point, one in each boundary. § 430.
- (11) *Projection of a Point upon a Plane* — the foot of the perpendicular drawn from the point to the plane. § 445.
- (12) *Projection of a Line upon a Plane* — the locus of the projections of its points upon the plane. § 445.
- (13) *Inclination of a Line to a Plane* — the angle between the line and its projection upon the plane. § 447.
- (14) *Trihedral Angle* — the figure formed by three planes meeting at a point. § 453.
- (15) *Polyhedral Angle* — the figure formed by several planes meeting at a point. § 453.
- (16) *Identically Equal Polyhedral Angles* — two which can be made to coincide. § 455.
- (17) *Symmetrical Polyhedral Angles* — two whose parts are equal, respectively, but arranged in reverse order. § 456.
- (18) *Isosceles Trihedral Angle* — one having two face angles equal. § 462.

2. POSTULATE.

- (1) Through three points not in the same straight line there can pass one and only one plane (Postulate 9). § 388.

3. ELEMENTS WHICH DETERMINE A PLANE.

- (1) Three points (Postulate 9). § 388.
 (2) A straight line and a point not lying on it. § 388.
 (3) Two intersecting straight lines. § 388.
 (4) Two parallel straight lines. § 388.

4. PROBLEMS.

- (1) At a given point in a given plane to erect a perpendicular to the plane. § 403.
 (2) From a given point without a given plane to draw a perpendicular to the plane. § 408.
 (3) To draw a straight line which shall be perpendicular to each of two given straight lines not lying in the same plane. § 450.

5. THEOREMS ON THE INTERSECTIONS OF PLANES.

- (1) The intersection of two planes is a straight line. § 390.
 (2) If two planes have one point in common, they must have a second point, and hence a straight line, in common. § 391.
 (3) If three planes intersect, two and two, their three lines of intersection are either concurrent, or are parallel, two and two. § 394.
 (4) The two planes determined by two given parallel lines and a point not lying in their plane, intersect in a line parallel to each of the given lines. § 395.
 (5) Two parallel planes are intersected by any third plane in parallel lines. § 419.

6. THEOREMS ON STRAIGHT LINES PERPENDICULAR TO PLANES.

- (1) If a straight line is perpendicular to each of two given straight lines at their point of intersection, it is perpendicular to the plane of these lines. § 397.
 (2) At any point of a straight line one plane can be constructed perpendicular to that line, and only one. § 398.
 (3) Through a given point not on a given straight line, one plane and only one can be constructed perpendicular to the given line. § 399.
 (4) Two intersecting planes cannot both be perpendicular to the same straight line. § 400.

- (5) All the straight lines perpendicular to a given line at a given point lie in one plane perpendicular to the given line. § 401.
- (6) If a plane bisects a given line-segment perpendicularly, every point of the plane is equidistant from the extremities of the line-segment, and conversely. § 402.
- (7) At a point in a plane but one straight line can be drawn perpendicular to the plane. § 404.
- (8) From a point without a plane only one perpendicular to the plane can be drawn. § 409.
- (9) Two straight lines perpendicular to the same plane are parallel. § 405.
- (10) If one of two parallel lines is perpendicular to a plane, the other is also. § 407.
- (11) Two planes perpendicular to the same straight line are parallel. § 412.
- (12) A straight line perpendicular to one of two parallel planes is also perpendicular to the other. § 422.
- (13) If a straight line is perpendicular to a given plane, every plane containing that line is perpendicular to the given plane. § 436.

7. THEOREMS ON STRAIGHT LINES AND PLANES PARALLEL TO THEM.

- (1) If two straight lines are parallel, any plane containing one of them, and not the other, is parallel to the other. § 413.
- (2) Through either of two given straight lines not lying in the same plane, one plane can be passed parallel to the other line. § 414.
- (3) Through a given point a plane can be passed parallel to any two given straight lines in space. § 415.
- (4) If a straight line is parallel to a given plane, it is parallel to the intersection of any plane through it, with the given plane. § 416.
- (5) If a straight line is parallel to a given plane, a line drawn from any point in the plane parallel to the given line lies in the given plane. § 417.
- (6) If two intersecting straight lines are each parallel to a given plane, the plane determined by these lines is also parallel to the given plane. § 418.

8. THEOREMS ON PLANES PERPENDICULAR TO EACH OTHER.

- (1) If a straight line is perpendicular to a given plane, every plane containing that line is perpendicular to the given plane. § 436.
- (2) Any plane perpendicular to the edge of a dihedral angle is perpendicular to each of its faces. § 438.

- (3) If two planes are perpendicular to each other, a straight line drawn in one of them, perpendicular to their intersection, is perpendicular to the other. § 439.
- (4) If two planes are perpendicular to each other, a straight line drawn from any point of their intersection, perpendicular to one plane, must lie in the other. § 440.
- (5) If two planes are perpendicular to each other, a straight line drawn from any point in one of them, perpendicular to the other, must lie in the first plane. § 442.
- (6) If two intersecting planes are each perpendicular to a third plane, their intersection is also perpendicular to that plane. § 443.

9. THEOREMS ON PARALLEL PLANES.

- (1) Two parallel planes are intersected by any third plane in parallel lines. § 419.
- (2) Parallel line-segments terminated by parallel planes are equal. § 420.
- (3) Two parallel planes are everywhere equidistant. § 421.
- (4) A straight line perpendicular to one of two parallel planes is also perpendicular to the other. § 422.
- (5) If two straight lines are cut by three parallel planes, the corresponding segments are proportional. § 425.

10. THEOREMS ON DIHEDRAL ANGLES.

- (1) All plane angles of the same dihedral angle are equal. § 431.
- (2) The lines of intersection with the boundaries of a dihedral angle, of any plane perpendicular to the edge of that angle, form the plane angle of the dihedral angle. § 432.
- (3) Two dihedral angles are equal if their plane angles are equal. § 433.
- (4) Two dihedral angles are in the same ratio as their plane angles. § 434.
- (5) The locus of points equidistant from the boundaries of a dihedral angle is the plane bisecting that angle. § 444.

11. THEOREMS ON TRIHEDRAL AND POLYHEDRAL ANGLES.

- (1) The sum of any two face angles of a trihedral angle is greater than the third face angle. § 458.
- (2) Any face angle of a polyhedral angle is less than the sum of the remaining face angles. § 459.
- (3) The sum of the face angles of any convex polyhedral angle is less than four right angles. § 460.

- (4) If two trihedral angles have the three face angles of one equal, respectively, to the three face angles of the other, their corresponding dihedral angles are also equal. § 461.
- (5) An isosceles trihedral angle and its symmetrical trihedral angle are identically equal. § 463.
- (6) If two face angles of a trihedral angle are equal, the dihedral angles opposite them are also equal. § 464.
- (7) If two isosceles trihedral angles have the three face angles of one equal, respectively, to the three face angles of the other, they are identically equal. § 465.
- (8) If two trihedral angles have two face angles and the included dihedral angle of one equal, respectively, to two face angles and the included dihedral angle of the other, they are either identically equal or symmetrical, according as the parts are arranged in the same order or in opposite orders. § 466.
- (9) If two trihedral angles have a face angle and the two adjacent dihedral angles of one equal, respectively, to a face angle and the two adjacent dihedral angles of the other, they are either identically equal or symmetrical, according as the parts are arranged in the same order or in opposite orders. § 467.

12. MISCELLANEOUS THEOREMS.

- (1) Two straight lines each parallel to a third line are parallel to each other. § 396.
- (2) If from the foot of a given perpendicular to a plane, a straight line is drawn at right angles to any line of the plane, any line through their intersection which meets the given perpendicular is at right angles to the line of the plane. § 406.
- (3) Of all straight lines which can be drawn from a point to a plane, the perpendicular is the shortest. § 410.
- (4) If two intersecting straight lines lying in one plane are parallel, respectively, to two intersecting straight lines lying in another plane, the two planes must be parallel, and the angles formed by the lines are equal. § 424.
- (5) The acute angle which a straight line makes with its own projection upon a plane is the least angle it makes with any line of that plane. § 449.
- (6) Only one straight line can be drawn perpendicular to each of two given straight lines not lying in the same plane. § 451.
- (7) The common perpendicular to two given straight lines not lying in the same plane is the shortest line between them. § 452.

CHAPTER VII

PRISMS AND PYRAMIDS



SECTION I

AREA AND VOLUME OF A PRISM

DEFINITIONS

468. A section of a surface made by an intersecting plane is the locus of points common to the surface and the plane.

469. A surface, such that every section of it made by an intersecting plane consists of one or more closed lines, is called a **closed surface**.

470. A closed surface which is made up wholly of intersecting planes is called a **polyhedron**.

The planes are called **the faces** of the polyhedron; the lines in which the faces intersect are called **the edges**; the points in which the edges intersect are called **the vertices**.



The line-segment connecting any two vertices not lying in the same face is called a **diagonal** of the polyhedron.

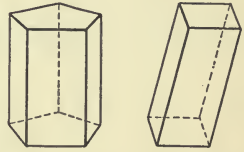
If a polyhedron lies wholly on one side or the other of each of its faces, it is called a **convex polyhedron**.

Any section of a convex polyhedron made by a plane is a convex polygon.

A polyhedron of four faces is called a **tetrahedron**; one of five faces is called a **pentahedron**; one of six faces is called a **hexahedron**; one of eight faces is called an **octahedron**; one of twelve faces is called a **dodecahedron**; one of twenty faces is called an **icosahedron**.

471. A polyhedron of which two faces are convex polygons lying in parallel planes and identically equal, while the remaining faces are parallelograms, is called a **prism**.

The equal parallel faces are called **the bases** of the prism; the remaining faces, **the lateral faces**. The edges lying in the bases are called **the base edges**; and the intersections of the lateral faces, **the lateral edges**.



The base edges of a prism are equal and parallel, two and two, each edge of one base being equal and parallel to an edge of the other base.

The lateral edges of a prism are all equal and parallel (Art. 420), and make equal angles with the plane of either base.

A prism is called *triangular*, *quadrilateral*, etc., according as its bases are triangles, quadrilaterals, etc.

472. A **right prism** is one whose lateral edges are perpendicular to its bases.

If the lateral edges are not perpendicular to the bases, the prism is called **oblique**.

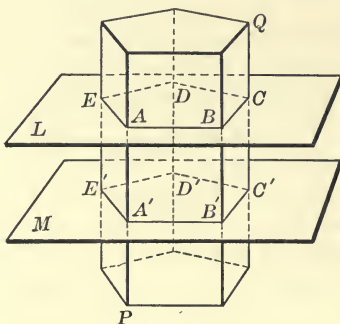
473. A **right section** of a prism is the section made by any plane perpendicular to the lateral edges.

474. The **lateral area** of a prism is the sum of the areas of the lateral faces of the prism.

475. The **altitude** of a prism is the perpendicular distance between its bases.

PROPOSITION I

476. *The sections of a prism made by parallel planes are polygons which are identically equal.*



Let the sections of the prism PQ , made by the parallel planes L and M , be $ABCDE$ and $A'B'C'D'E'$.

It is required to prove that the polygons $ABCDE$ and $A'B'C'D'E'$ are identically equal.

Proof. First, AB is parallel to $A'B'$. (Art. 419.)

And since AA' is parallel to BB' by definition, $AA'B'B$ is a parallelogram. Therefore $AB = A'B'$.

Similarly, $BC = B'C'$, $CD = C'D'$, and so on.

Hence, $ABCDE$ and $A'B'C'D'E'$ are mutually equilateral.

Next, since AB is parallel to $A'B'$, and BC is parallel to $B'C'$,

$$\angle ABC = \angle A'B'C'. \quad (\text{Art. 424.})$$

Similarly, $\angle BCD = \angle B'C'D'$, $\angle CDE = \angle C'D'E'$, and so on.

Hence, $ABCDE$ and $A'B'C'D'E'$ are mutually equiangular.

Therefore the polygons $ABCDE$ and $A'B'C'D'E'$ are identically equal.

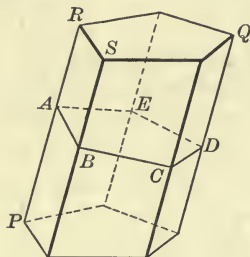
NOTE. The same proof applies if the planes of section intersect some or all of the edges produced.

477. COROLLARY I. *All right sections of the same prism are identically equal.*

478. COROLLARY II. *The section of a prism made by a plane parallel to either base is identically equal to the base.*

PROPOSITION II

479. *The lateral area of a prism is equal to the product of a lateral edge and the perimeter of a right section of the prism.*



Let $ABCDE$ be a right section of the prism PQ , and PR be any one of the lateral edges.

It is required to prove that the lateral area of PQ is equal to the product of PR and the perimeter of $ABCDE$.

Proof. AB is perpendicular to PR . Why?

Therefore the area of the lateral face PS is equal to the product of PR and AB . (Art. 305.)

Similarly, the area of each lateral face is equal to the product of a lateral edge ($= PR$) and a side of $ABCDE$.

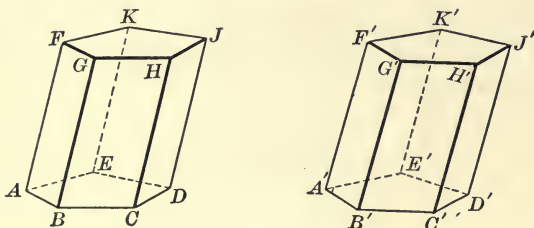
Therefore the lateral area of PQ is equal to the product of PR and $(AB + BC + CD + \text{etc.})$.

That is, the lateral area of PQ is equal to the product of PR and the perimeter of $ABCDE$.

480. COROLLARY. *The lateral area of a right prism is equal to the product of its altitude and the perimeter of its base.*

PROPOSITION III

481. *Two prisms are identically equal if the three faces forming a trihedral angle in one are identically equal to the three faces forming a trihedral angle in the other and are similarly placed.*



Let AJ and $A'J'$ be two prisms having the three faces BE , BF , and BH , forming the trihedral angle B , identically equal, respectively, to the three faces $B'E'$, $B'F'$, $B'H'$, forming the trihedral angle B' , the equal faces being similarly placed.

It is required to prove that the two prisms AJ and $A'J'$ are identically equal.

Proof. First, the trihedral angles B and B' are identically equal. (Art. 461.)

Apply the prism $A'J'$ to the prism AJ so that the trihedral angle B' coincides with the trihedral angle B .

Then, since the faces forming these angles are identically equal, two and two, the vertices A' , B' , C' , D' , E' , F' , G' , H' , will coincide with the vertices A , B , C , D , E , F , G , H ; and the edges connecting these vertices will also coincide.

Now, since the lateral edges of each prism are parallel and equal (Art. 471), and the edges $A'F'$, $B'G'$, $C'H'$, coincide respectively with the edges AF , BG , CH , while the vertices D' , E' , coincide with D , E , therefore the remaining lateral edges $D'J'$ and $E'K'$ must coincide with the remaining edges

DJ and EK , and the remaining vertices J' and K' with the remaining vertices J and K .

Hence the two prisms coincide throughout.

482. COROLLARY I. *Two right prisms are identically equal if their bases are identically equal and they have equal altitudes.*

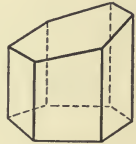
If the sides of the bases are not arranged in the same order, one of the prisms may be turned over, and then they can be made to coincide.

Could this be done if the prisms were not right prisms?

Why is it necessary to have the words 'and similarly placed' in the enunciation of the main theorem?

483. DEFINITION. A **truncated prism** is a polyhedron having parallel lateral edges like a prism, but bases which are neither parallel nor equal.

The lateral faces cannot all be parallelograms, though some of them may be.



484. THEOREM. *Two truncated prisms are identically equal if the three faces forming a trihedral angle in one are identically equal to the three faces forming a trihedral angle in the other, and are similarly placed.*

485. DEFINITION. The space contained within a closed surface is called **the volume** of the figure.

The volume of a polyhedron is thus the space enclosed by its faces.

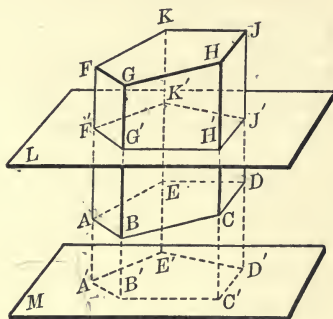
If two closed surfaces are placed side by side so as to have some portion in common, and this common portion is disregarded, the volume of the resulting figure is called **the sum** of the volumes of the two given figures.

486. AXIOM 13. *If two figures are identically equal, their volumes are equal.*

487. AXIOM 14. *If equal volumes be added to equal volumes, or to the same volume, their sums are equal.*

PROPOSITION IV

488. *An oblique prism is equal in volume to a right prism whose base is a right section of the oblique prism and whose altitude is equal to a lateral edge of the oblique prism.*



Let AJ be any oblique prism of which $F'G'H'J'K'$ is a right section made by the plane L .

It is required to prove that the prism AJ is equal in volume to a right prism whose base is $F'G'H'J'K'$, and whose altitude is equal to an edge of AJ .

Proof. Produce the edge FA to A' making $F'A'$ equal to FA . Through A' pass a plane M parallel to the plane L , and meeting the other lateral edges of the prism produced in B', C', D', E' .

Then the figure $A'J'$ is a prism whose lateral edges are equal to the lateral edges of AJ and whose bases are right sections of AJ .

Does $A'J'$ satisfy the definition of a prism?

The quadrilateral $ABB'A'$ is identically equal to the quadrilateral $FGG'F'$. Why?

Similarly, the quadrilateral $BCC'B'$ is identically equal to the quadrilateral $GHH'G'$.

And the polygon $ABCDE$ is identically equal to the polygon $FGHJK$, by hypothesis.

Therefore the truncated prism $A'D$ is identically equal to the truncated prism $F'J$, having the three faces forming the trihedral angle B identically equal, two and two, to the three faces forming the trihedral angle G . (Art. 484.)

To each of these truncated prisms add the figure AJ' .

Then the volume of the right prism $A'J'$ is equal to the volume of the given prism AJ . (Axioms 13 and 14.)

Therefore . . .

DEFINITIONS

489. A prism whose bases are parallelograms is called a **parallelepiped**.

A parallelepiped is thus a hexahedron, all of whose faces are parallelograms.

Lateral faces which contain opposite sides of the bases are called **opposite faces**.

490. A **right parallelepiped** is one in which one set of lateral edges is perpendicular to the bases.

491. A **rectangular parallelepiped** is a right parallelepiped whose bases are rectangles.

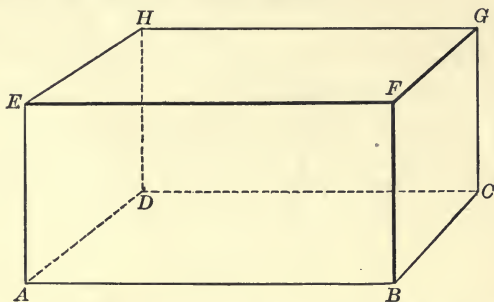
492. A **cube** is a parallelepiped whose faces are all squares.

EXERCISES

1. At least four of the faces of a right parallelepiped are rectangles.
2. All the faces of a rectangular parallelepiped are rectangles.
3. If the three faces of a parallelepiped which meet in any vertex are squares, the figure is a cube.

PROPOSITION V

493. *The opposite lateral faces of any parallelepiped are parallel and identically equal.*



Let AG be a parallelepiped whose bases are $ABCD$ and $EFGH$.

It is required to prove that the opposite lateral faces AF and DG , also AH and BG are parallel and identically equal.

Proof. First, since AB is parallel to DC , and AE to DH , the lateral face AF is parallel to DG . (Art. 424.)

Similarly, AH is parallel to BG .

Next, in the parallelograms AF and DG , $AE = DH$, $AB = DC$, and $\angle EAB = \angle HDC$. (Art. 424.)

Therefore AF is identically equal to DG . (Art. 129.)

494. COROLLARY. *Any two opposite faces of a parallelepiped may be taken as the bases.*

When any pair of opposite faces have been chosen as bases, the edges meeting them must be looked upon as the lateral edges.

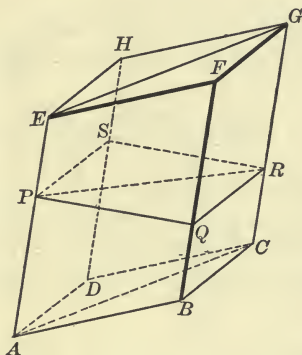
EXERCISES

1. Any section of a parallelepiped cutting four edges between the vertices is a parallelogram.

2. Prove that in a rectangular parallelepiped each edge is perpendicular to all the edges meeting it.

PROPOSITION VI

495. *The plane passed through two diagonally opposite edges of a parallelepiped divides it into two triangular prisms which are equal in volume.*



Let BH be any parallelepiped, and let a plane be passed through the opposite edges AE and CG .

It is required to prove that the triangular prism $ABC-F$ is equal in volume to the triangular prism $ADC-H$.

Proof. Take a right section $PQRS$ of the parallelepiped, its plane intersecting the plane through the edges in the line PR .

Then $PQRS$ is a parallelogram of which PR is a diagonal.

The volume of $ABC-F$ is equal to the volume of a right prism having $\triangle PQR$ for base and AE for lateral edge. (Prop. IV.)

Similarly, the volume of $ADC-H$ is equal to the volume of a right prism having $\triangle PSR$ for base and AE for lateral edge.

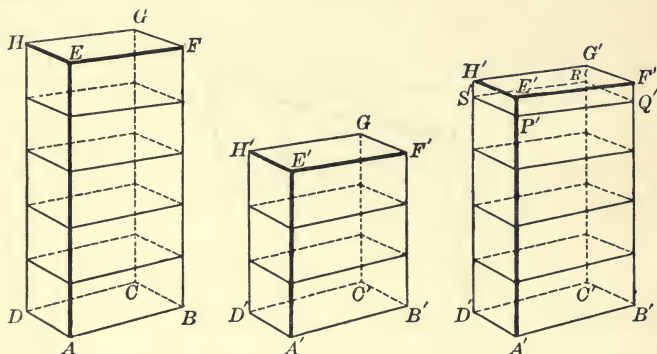
But $\triangle PQR$ is identically equal to $\triangle PSR$. (Art. 124.)

Hence the right prism whose base is $\triangle PQR$ and lateral edge AE is identically equal to the right prism whose base is $\triangle PSR$ and lateral edge AE . (Art. 482.)

Therefore the triangular prism $ABC-F$ is equal in volume to the triangular prism $ADC-H$.

PROPOSITION VII

496. *The volumes of two rectangular parallelepipeds having identically equal bases are in the same ratio as their altitudes.*



Let AG and $A'G'$ be two rectangular parallelepipeds having their bases $ABCD$ and $A'B'C'D'$ identically equal.

It is required to prove that the volume of AG is to the volume of $A'G'$ as the altitude AE is to the altitude $A'E'$.

Proof. CASE I. When AE and $A'E'$ are commensurable.

Choose unit length which will measure both AE and $A'E'$.

Apply this unit length to the altitudes, and suppose that it divides AE m times, and $A'E'$ n times.

Then $AE : A'E' = m : n.$ (Art. 220.)

Through all the points of division of AE and $A'E'$ pass planes parallel to the bases.

These planes divide AG into m and $A'G'$ into n right parallelepipeds, which are identically equal. (Art. 482.)

Hence
$$\frac{\text{volume of } AG}{\text{volume of } A'G'} = \frac{m}{n}.$$

Therefore
$$\frac{\text{volume of } AG}{\text{volume of } A'G'} = \frac{AE}{A'E'}.$$

CASE II. When AE and $A'E'$ are incommensurable.

Choose any unit length which will measure AE , and apply it as often as possible to $A'E'$.

Let P' be the last point of exact division so that $A'P'$ is a multiple of the unit length, and the remainder $P'E'$ is less than the unit length.

Through P' pass a plane $P'Q'R'S'$ parallel to the base.

Then $A'R'$ is a parallelepiped, and since AE and $A'P'$ are commensurable,

$$\frac{\text{volume of } AG}{\text{volume of } A'R'} = \frac{AE}{A'P'}. \quad (\text{Case I.})$$

If now the length of the unit measure be repeatedly diminished, the remainder $P'E'$ can be made smaller than any assigned quantity, so that $A'P'$ approaches $A'E'$ as its limit, and the parallelepiped $A'R'$ approaches the parallelepiped $A'G'$ as its limit.

$$\text{Also, } \frac{\text{volume of } AG}{\text{volume of } A'R'} \text{ will approach } \frac{\text{volume of } AG}{\text{volume of } A'G'}$$

as its limit.

$$\text{And } \frac{AE}{A'P'} \text{ will approach } \frac{AE}{A'E'} \text{ as its limit.}$$

$$\text{But } \frac{\text{volume of } AG}{\text{volume of } A'R'} = \frac{AE}{A'P'}$$

for every unit of measure.

$$\text{Therefore } \frac{\text{volume of } AG}{\text{volume of } A'G'} = \frac{AE}{A'E'}. \quad (\text{Art. 230.})$$

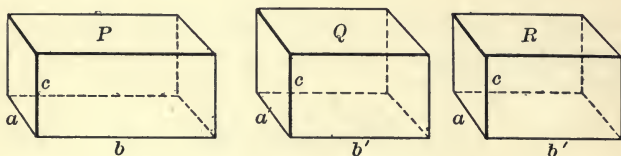
497. DEFINITION. The lengths of the three edges which meet in any vertex are called **the dimensions** of a rectangular parallelepiped.

498. THEOREM. *If two rectangular parallelepipeds have two dimensions of one equal, respectively, to two dimensions of the other, their volumes are in the same ratio as their third dimensions.*

This is merely a restatement of Proposition VII.

PROPOSITION VIII

499. *The volumes of two rectangular parallelepipeds having equal altitudes are in the same ratio as the areas of their bases.*



Let P and Q be the volumes of two rectangular parallelepipeds having equal altitudes c , and the dimensions of whose bases are a , b , and a' , b' .

It is required to prove that

$$\frac{P}{Q} = \frac{a \times b}{a' \times b'}$$

Proof. Construct a third rectangular parallelepiped whose volume is R , and whose dimensions are a , b' , c .

Then $\frac{P}{R} = \frac{b}{b'}$, (Art. 498.)

also $\frac{R}{Q} = \frac{a}{a'}$.

Therefore $\frac{P}{R} \times \frac{R}{Q} = \frac{b}{b'} \times \frac{a}{a'}$

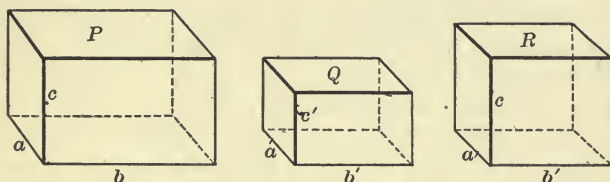
or $\frac{P}{Q} = \frac{a \times b}{a' \times b'}$.

500. THEOREM. *If two rectangular parallelepipeds have one dimension of the one equal to one dimension of the other, their volumes are in the same ratio as the products of their other two dimensions.*

This is again a restatement of Proposition VIII.

PROPOSITION IX

501 *The volumes of any two rectangular parallelepipeds are in the same ratio as the products of their three dimensions.*



Let P and Q be the volumes of two rectangular parallelepipeds whose dimensions are a, b, c , and a', b', c' , respectively.

It is required to prove that

$$\frac{P}{Q} = \frac{a \times b \times c}{a' \times b' \times c'}$$

Proof. Construct a third rectangular parallelepiped whose volume is R and whose dimensions are a', b', c .

Then
$$\frac{P}{R} = \frac{a \times b}{a' \times b'} \quad (\text{Art. 500.})$$

and
$$\frac{R}{Q} = \frac{c}{c'} \quad (\text{Art. 498.})$$

Therefore
$$\frac{P}{R} \times \frac{R}{Q} = \frac{a \times b}{a' \times b'} \cdot \frac{c}{c'}$$

or
$$\frac{P}{Q} = \frac{a \times b \times c}{a' \times b' \times c'}$$


502. In order to express the measure of any volume it is first necessary to select a **unit volume**, with which the given volume is to be compared.

The unit volume usually chosen is the volume of a cube, each of whose edges is of unit length.

When the unit of length is a foot, the unit of volume is the volume of a cube each of whose edges is a foot in length; or, as we say, the unit of volume is a cubic foot.

When the unit of length is an inch, or a yard, the unit of volume is a cubic inch, or a cubic yard.

The **measure of a volume** is the number which expresses how many times it will contain the unit of volume.



If in a rectangular parallelepiped, the three edges which meet in any vertex are commensurable magnitudes, and these are divided into unit lengths, the whole volume can be divided into unit volumes by passing planes through the points of division. Thus the parallelepiped in the diagram contains thirty-six units of volume.

For brevity we frequently say "the volume of a parallelepiped" is a certain number, when it would be more exact to say "the measure of the volume."

In the preceding proposition, if the parallelepiped whose volume is Q should have each edge of unit length, so that

$$a' = b' = c' = 1,$$

then Q would be the unit volume.

In that case

$$\frac{P}{Q} = a \times b \times c,$$

or

$$P = a \times b \times c \text{ times unit volume.}$$

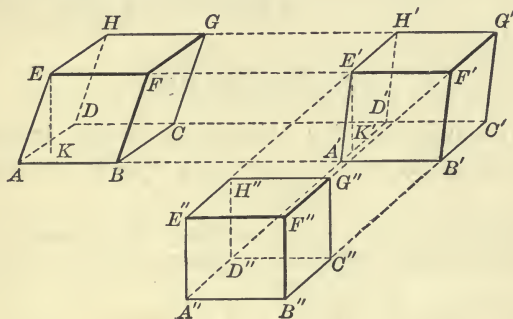
That is, $a \times b \times c$ is the measure of the volume P .

503. THEOREM. *The measure of the volume of any rectangular parallelepiped is the product of its three dimensions.*

504. COROLLARY. *The volume of any rectangular parallelepiped is the product of its altitude and the area of its base.*

PROPOSITION X

505. *The volume of any parallelepiped is equal to the product of its altitude and the area of its base.*



Let AG be any oblique parallelepiped whose base is $ABCD$ and altitude KE .

It is required to prove that the volume of AG is equal to the product of KE and the area of $ABCD$.

Proof. Produce the edges AB, DC, HG, EF , and cut them perpendicularly at A', D', H', E' , and B', C', G', F' , by two parallel planes whose distance apart $A'B'$ is equal to AB .

Then $A'G'$ is a right parallelepiped, $A'H'$ being the base, equal in volume to AG . (Prop. IV.)

Again, produce the edges $D'A', C'B', G'F', H'E'$, of the parallelepiped $A'G'$, and cut them perpendicularly at D'', C'', G'', H'' , and A'', B'', F'', E'' , by two parallel planes whose distance apart $B''C''$ is equal to $B'C'$.

Then $A''G''$ is a rectangular parallelepiped [why?] equal in volume to $A'G'$ (Prop. IV), and hence equal to AG .

Now the volume of $A''G''$ is equal to the product of the altitude $A''E''$ and the area of the base $A''C''$. (Art. 504.)

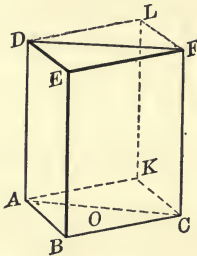
But since all three parallelepipeds lie between the same two parallel planes, the altitude KE equals the altitude $A''E''$.

Also the parallelograms AC , $A'C'$, and $A''C''$ are equal in area. (Art. 294)

$$\begin{aligned} \text{Therefore, volume of } AG &= \text{volume of } A''G'' \\ &= \text{area of } A''C'' \times A''E'' \\ &= \text{area of } AC \times KE. \end{aligned}$$

PROPOSITION XI

506. *The volume of a triangular prism is equal to the product of its altitude and the area of its base.*



Let $ABC-DEF$ be any triangular prism whose altitude is h .

It is required to prove that the volume of this prism is equal to h times the area of the base ABC .

Proof. Complete the parallelogram $ABCK$. Through K draw a line parallel to a lateral edge AD , meeting the plane DEF at L , and complete the parallelepiped BL having the same altitude as the prism.

The prism $ABC-DEF$ is one-half of the parallelepiped BL . (Prop. VI.)

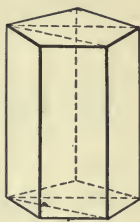
Now the volume of BL is the product of its altitude h and the area of the base $ABCK$. (Prop. X.)

Therefore the volume of the prism $ABC-DEF$ is equal to h times the area of ABC , which is half of the base $ABCK$.

507. COROLLARY I. *The volume of any prism is equal to the product of its altitude and the area of its base.*

Any prism can be divided into triangular prisms by passing planes through one lateral edge and all the non-adjacent lateral edges.

508. COROLLARY II. *The volumes of any two prisms are equal if they have equal altitudes and bases of equal areas.*



EXERCISES

1. The square on the diagonal of a rectangular parallelepiped is equal to the sum of the squares on the three edges meeting in one extremity of the diagonal.

2. The square on the diagonal of a cube is three times the square on one of its edges.

3. Show that all the diagonals of a rectangular parallelepiped are equal.

4. The sum of the squares on the four diagonals of a parallelepiped is equal to the sum of the squares on the twelve edges.

5. Every section of a prism made by a plane parallel to an edge is a parallelogram.

6. Find the volume and the length of the diagonal of a cube whose edge is 3 feet.

7. Show that all the diagonals of any parallelepiped pass through one point, and are bisected at that point.

8. The edge of a cube is 4 feet. Find the edge of a cube having twice the volume.

9. The dimensions of a rectangular parallelepiped are 3, 5, and 7 decimeters. Find its volume and the length of its diagonals.

10. A box, covered top and bottom, which is made of boards 2 inches thick, has outside dimensions of 18, 24, and 30 inches. Find its entire contents.

11. Find the volume of a right prism whose base is a regular hexagon of 6 inches side, and whose altitude is 15 inches.

12. The diagonal of a cube is 27 inches, find its volume.

SECTION II

PYRAMIDS

509. A **pyramid** is a polyhedron one of whose faces is a polygon, and the remaining faces are triangles having a common vertex.

The polygonal face is called the **base** of the pyramid, the triangular faces are the **lateral faces**, and the common vertex of the lateral faces is the **vertex** of the pyramid.



The sum of the areas of the lateral faces is called the **lateral area** of the pyramid.

The perpendicular distance from the vertex to the base is the **altitude** of the pyramid.

A **triangular pyramid** is one whose base is a triangle; a **quadrangular pyramid**, one whose base is a quadrilateral, etc.

A triangular pyramid is a **tetrahedron** since it has four faces.

All the faces of a tetrahedron are triangles. Any face may be taken as the base, and the opposite vertex as the vertex.

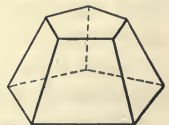
How many vertices has a tetrahedron? how many edges? how many pairs of non-intersecting edges? These are called the pairs of opposite edges.

510. A **regular pyramid** is one whose base is a regular polygon and whose vertex lies on the perpendicular to the base drawn from its centre.

The **slant height** of a regular pyramid is the altitude of any one of its lateral faces; *i.e.* it is the perpendicular distance of the vertex from any side of the base.

511. A **truncated pyramid** is the figure formed by the base and any section of a pyramid, and the portions of the lateral faces intercepted between them.

If the upper section is parallel to the base, the figure is called a **frustum of a pyramid**.

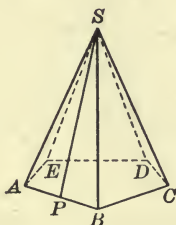


The altitude of a frustum of a pyramid is the perpendicular distance between its bases.

The slant height of the frustum of a regular pyramid is the perpendicular distance between the parallel edges of a lateral face.

PROPOSITION XII

512. *The lateral area of a regular pyramid is equal to one-half the product of the perimeter of the base and the slant height.*



Let $S-ABCDE$ be any regular pyramid whose slant height is SP .

It is required to prove that its lateral area is equal to one-half the product of the perimeter of the polygon $ABCDE$ and the slant height SP .

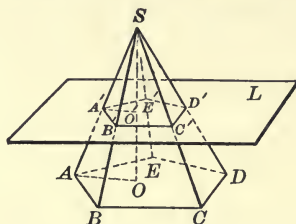
- Proof.** 1. What is the area of $\triangle SAB$? (Art. 306.)
 2. \triangle s SAB , SBC , etc., have equal altitudes.
 3. What is the area of all the triangles?
 4. What is the lateral area?

EXERCISES

1. Prove that the lateral edges of a regular pyramid are all equal, and hence that the lateral faces are equal isosceles triangles.
2. Show that the lateral faces of the frustum of a pyramid are all trapezoids, and of a *regular* pyramid are all equal trapezoids.
3. Show that the lateral area of the frustum of a regular pyramid is equal to half the sum of the perimeters of its bases multiplied by the slant height.

PROPOSITION XIII

513. *If a pyramid is cut by a plane parallel to its base, the edges and the altitude are divided in the same ratio, the section made by the plane is similar to the base, and the area of the section is to the area of the base as the squares of their distances from the vertex.*



Let $S-ABCDE$ be any pyramid whose altitude is SO , and let it be cut by a plane L parallel to the base, in the polygon $A'B'C'D'E'$ whose distance from S is SO' .

It is required to prove

1. That $\frac{SA'}{SA} = \frac{SB'}{SB} = \frac{SC'}{SC} = \text{etc.} = \frac{SO'}{SO}$.
2. That $A'B'C'D'E'$ is similar to $ABCDE$.
3. That area of $A'B'C'D'E' : \text{area of } ABCDE = \overline{SO'}^2 : \overline{SO}^2$.

Proof. First. In $\triangle SAB$, $A'B'$ is parallel to AB . (Art. 419.)

Therefore $\frac{SA'}{SA} = \frac{SB'}{SB}$. (Art. 242.)

Similarly, $\frac{SB'}{SB} = \frac{SC'}{SC}, \dots$

Also, since O' must lie upon SO , $A'O'$ is parallel to AO .

Therefore $\frac{SA'}{SA} = \frac{SO'}{SO}$. (Art. 242.)

Whence $\frac{SA'}{SA} = \frac{SB'}{SB} = \frac{SC'}{SC} = \dots = \frac{SO'}{SO}$.

Second. Since $A'B'$ is parallel to AB , and $B'C'$ is parallel to BC ,

$$\angle A'B'C' = \angle ABC. \quad (\text{Art. 424.})$$

Similarly, $\angle B'C'D' = \angle BCD, \dots$

Hence the polygons $A'B'C'D'E'$ and $ABCDE$ are mutually equiangular.

Also,
$$\frac{A'B'}{AB} = \frac{SB'}{SB}.$$

Similarly,
$$\frac{SB'}{SB} = \frac{B'C'}{BC}, \dots$$

Therefore
$$\frac{A'B'}{AB} = \frac{B'C'}{BC} = \frac{C'D'}{CD} = \text{etc.}$$

Hence, in the polygons $A'B'C'D'E'$ and $ABCDE$, pairs of homologous sides are in the same ratio.

Therefore the polygons $A'B'C'D'E'$ and $ABCDE$ are similar.

Third. Area of $A'B'C'D'E'$: area of $ABCDE$

$$= \overline{A'B'}^2 : \overline{AB}^2 \quad (\text{Art. 315.})$$

$$= \overline{SA'}^2 : \overline{SA}^2$$

$$= \overline{SO'}^2 : \overline{SO}^2.$$

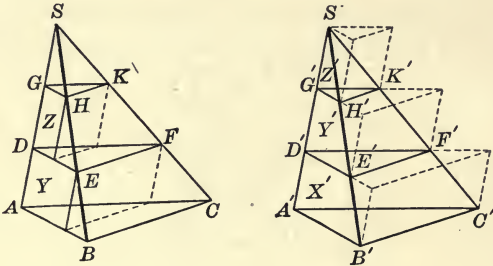
514. COROLLARY I. *Sections of the same pyramid made by parallel planes are similar.*

515. COROLLARY II. *The areas of parallel sections of a pyramid are in the same ratio as the squares of their distances from the vertex.*

516. COROLLARY III. *If two pyramids have equal altitudes and bases of equal areas, the areas of sections made by planes equidistant from their vertices are equal.*

PROPOSITION XIV

517. *If two triangular pyramids have equal altitudes and equal bases, they have equal volumes.*



Let $S-ABC$ and $S'-A'B'C'$ be two triangular pyramids having their bases ABC and $A'B'C'$ equal in area, and their altitudes SO and $S'O'$ also equal.

It is required to prove that the volume of $S-ABC$ is equal to the volume of $S'-A'B'C'$.

Proof. Divide the altitudes of the pyramids S and S' into any number of equal parts, each into the same number, and through the points of division pass planes parallel to the bases.

Let the sections made by these planes be DEF, GHK , etc., in the one pyramid, and $D'E'F', G'H'K'$, etc., in the other.

Then

$$\text{the area of } DEF = \text{the area of } D'E'F', \quad (\text{Art. 516.})$$

$$\text{area of } GHK = \text{area of } G'H'K', \text{ etc.}$$

With the sections DEF, GHK , etc., as upper bases, construct prisms Y, Z , etc., having their edges equal and parallel to DA, GD , etc.

Also with $A'B'C', D'E'F', G'H'K'$, etc., as lower bases, construct prisms X', Y', Z' , etc., having their edges equal and parallel to $D'A', G'D', S'G'$, etc.

These prisms are all of the same altitude, and in volume $Y = Y'$, $Z = Z'$, etc. (Art. 508.)

Therefore the sum of all the prisms in the figure S' is greater than the sum of all the prisms in the figure S by the lowest prism X' .

Denote the sum of the volumes of the prisms in the figure S by P , in the figure S' by P' , and the volume of X' by E .

Then $P = P' - E$.

Now, if the number of parts into which the altitudes are divided is indefinitely increased, and the altitudes of the prisms consequently indefinitely diminished, P will approach the volume of the pyramid $S-ABC$ as its limit, P' will approach the volume of the pyramid $S'-A'B'C'$ as its limit, while E will become indefinitely small, and is ultimately less than any assignable quantity.

Therefore the difference between the volumes of the pyramids $S-ABC$ and $S'-A'B'C'$ is less than any assignable quantity.

That is, the volumes of the two pyramids are equal.

518. NOTE. The test for geometrical equality is superposition.

That is to say, two geometrical magnitudes are equal when they can be made to occupy the same position.

The test for numerical equality is given by the following definition :

Two numerical magnitudes are equal when their difference is less than any assignable quantity.

519. COROLLARY I. *Triangular pyramids upon the same base and having their vertices in a plane parallel to the base, are equal in volume.*

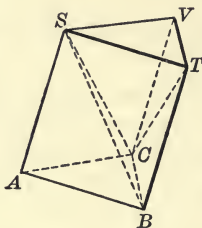
The vertex of a tetrahedron may be moved anywhere in a plane parallel to the base without altering the volume.

520. COROLLARY II. *Triangular pyramids having equal bases in the same plane and their vertices at the same point, are equal in volume.*

If the base of a pyramid is a parallelogram, the plane through the vertex and two opposite vertices of the base divides the pyramid into two triangular pyramids having equal volumes.

PROPOSITION XV

521. *The volume of a triangular pyramid is one-third the volume of a triangular prism of the same base and altitude.*



Let $S-ABC$ be any triangular pyramid and $ABC-STV$ be a triangular prism having the same base and altitude.

It is required to prove that the volume of $S-ABC$ is equal to one-third the volume of $ABC-STV$.

Proof. In the face $BCVT$ of the prism draw the diagonal CT , and through the points S, C, T , pass a plane.

The given prism is thus composed of the three triangular pyramids $S-ABC$, $S-BCT$, and $S-VCT$.

Now the volumes of the two pyramids $S-BCT$ and $S-VCT$ are equal. Why?

The pyramid $S-VCT$ may also be read $C-SVT$.

And the volume of $C-SVT$ is equal to the volume of $S-ABC$. Why?

Therefore the prism $ABC-STV$ is composed of three triangular pyramids, each of which is equal in volume to $S-ABC$.

Therefore the volume of $S-ABC$ is equal to one-third of the volume of the prism $ABC-STV$.

522. COROLLARY I. *The volume of a triangular pyramid is equal to one-third the product of its altitude and the area of its base.*
(Art. 506.)

523. COROLLARY II. *The volume of any pyramid is equal to one-third the product of its altitude and the area of its base.*

The pyramid can be divided into triangular pyramids by passing planes through the vertex.

524. COROLLARY III. *The volumes of any two pyramids are in the same ratio as the products of their altitudes by the areas of their bases.*

If V and V' are the volumes of two pyramids, A and A' the areas of their bases, h and h' their altitudes,

then
$$V = \frac{1}{3} hA, \quad V' = \frac{1}{3} h'A'. \quad (\text{Art. 523.})$$

Whence
$$\frac{V}{V'} = \frac{\frac{1}{3} hA}{\frac{1}{3} h'A'} = \frac{hA}{h'A'}.$$

525. COROLLARY IV. *The volumes of two pyramids having equal altitudes are in the same ratio as the areas of their bases, or having equal bases are in the same ratio as their altitudes.*

EXERCISES

1. A pyramid is cut by a plane midway between the vertex and the base. Find the ratio of the area of the section to the area of the base.

2. In the figure of Proposition XIV, assuming the altitude of the pyramid S to have been divided into three equal parts, show that the volume of the prism Y is four times the volume of the prism Z .

3. The section of a pyramid made by a plane parallel to the base is equal in area to four-ninths of the area of the base. In what ratio does the plane of section divide the lateral area?

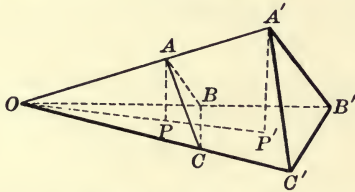
4. A regular pyramid and a regular prism have equal hexagonal bases, and altitudes equal to three times the radius of the circles circumscribing the bases. What is the ratio of their lateral areas?

5. Find the lateral area and the volume of a regular octagonal pyramid whose slant height is 5 metres and a side of whose base is 2 metres.

6. The total surface of a regular pyramid, whose base is a square of 10 feet side, is 360 square feet. Find its altitude.

PROPOSITION XVI

526. *The volumes of two tetrahedrons having a trihedral angle of the one equal to a trihedral angle of the other, are in the same ratio as the products of the edges which meet in the vertices of these angles.*



Let $O-ABC$ and $O-A'B'C'$ be two tetrahedrons having the trihedral angles at O equal, and let their volumes be V and V' .

It is required to prove that

$$V : V' = AO \times BO \times CO : A'O \times B'O \times C'O.$$

Proof. Place the tetrahedrons so that their equal trihedral angles coincide.

From A and A' draw perpendiculars AP and $A'P'$ to the plane OBC . These will lie in a plane with OAA' and will meet OBC in points of a straight line OPP' . (Art. 405.)

Then
$$\frac{AP}{A'P'} = \frac{AO}{A'O}. \quad \text{Why?}$$

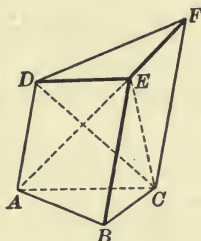
Also
$$\begin{aligned} \frac{\text{volume of } O-ABC}{\text{volume of } O-A'B'C'} &= \frac{AP \times \text{area of } OBC}{A'P' \times \text{area of } OB'C'} \quad (\text{Art. 524.}) \\ &= \frac{AO}{A'O} \cdot \frac{\text{area of } OBC}{\text{area of } OB'C'}. \end{aligned}$$

Now
$$\frac{\text{area of } OBC}{\text{area of } OB'C'} = \frac{BO \times CO}{B'O \times C'O}. \quad (\text{Art. 308.})$$

Therefore
$$\frac{\text{volume of } O-ABC}{\text{volume of } O-A'B'C'} = \frac{AO \times BO \times CO}{A'O \times B'O \times C'O}.$$

PROPOSITION XVII

527. *The volume of a truncated triangular prism is equal to the sum of the volumes of three pyramids whose common base is one base of the prism and whose vertices are the three vertices of the other base.*



Let $ABC-DEF$ be any truncated triangular prism.

It is required to prove that the volume of this figure is equal to the sum of the volumes of three pyramids whose common base is ABC , and whose vertices are D, E, F , respectively.

Proof. Through the points E, A, C , and E, D, C , pass planes, thus dividing the given figure into the three pyramids $E-ABC$, $E-ADC$, and $E-DFC$.

The first of these, viz. $E-ABC$, has the base ABC and vertex E .

The second, $E-ADC$ may be read $C-AED$.

Now the base AED is equal in area to the base ABD . (Art. 296.)

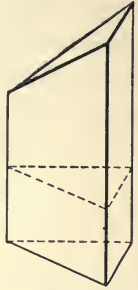
Therefore the volume of $C-AED$ is equal to the volume of $C-ABD$ (Prop. XIV), which is the same as $D-ABC$.

The third, $E-DFC$, is equal in volume to $E-AFC$, which is the same as $A-EFC$. And this is equal in volume to $A-BFC$, which is the same as $F-ABC$.

Therefore the prism $ABC-DEF$ is equal in volume to the pyramids $E-ABC + D-ABC + F-ABC$.

528. COROLLARY I. *The volume of a truncated right triangular prism is equal to the product of the area of that face to which the edges are perpendicular and one-third the sum of the lateral edges.*

For the lateral edges are the altitudes of the three pyramids to the sum of which the volume of the prism is equal.



529. COROLLARY II. *The volume of any truncated triangular prism is equal to the product of the area of a right section and one-third the sum of the lateral edges.*

On either side of the right section lies a truncated right prism.

EXERCISES

1. Any two vertices of a tetrahedron may move along straight lines drawn through them parallel to the edge through the other two, without altering the volume of the tetrahedron.

The proof of this theorem is contained in Proposition XVII, where it was shown that the volume of the tetrahedron $E - DFC$ is unaltered when E moves to B , and D to A .

2. If A is the area of the lower base of a frustum of a pyramid, a the area of the upper base, and h the altitude, then the volume of the frustum $= \frac{h}{3}(A + a + \sqrt{Aa})$.

Let l be the altitude, above the base a , of the pyramid of which the figure considered is a frustum.

$$\text{Then } A : a = (h + l)^2 : l^2,$$

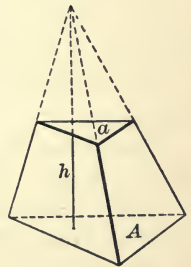
$$\text{or } \sqrt{A} : \sqrt{a} = h + l : l,$$

$$\text{and } \sqrt{A} - \sqrt{a} : \sqrt{a} = h : l; \quad (\text{Art. 237.})$$

whence

$$l = \frac{h\sqrt{a}}{\sqrt{A} - \sqrt{a}} \text{ and } h + l = \frac{\sqrt{A}}{\sqrt{a}} \cdot l = \frac{h\sqrt{A}}{\sqrt{A} - \sqrt{a}}$$

$$\begin{aligned} \text{Volume} &= \frac{1}{3}A(h + l) - \frac{1}{3}al = \frac{1}{3} \left[\frac{Ah\sqrt{A}}{\sqrt{A} - \sqrt{a}} - \frac{ah\sqrt{a}}{\sqrt{A} - \sqrt{a}} \right] \\ &= \frac{h}{3} \left[\frac{A\sqrt{A} - a\sqrt{a}}{\sqrt{A} - \sqrt{a}} \right] = \frac{h}{3}(A + a + \sqrt{Aa}). \end{aligned}$$



SECTION III

SIMILAR POLYHEDRONS

530. DEFINITION. Two polyhedrons are said to be **similar** when they have the same number of faces similar each to each and similarly placed, and have their corresponding polyhedral angles identically equal.

Similar polyhedrons not only have the same number of faces, but also the same number of vertices and the same number of edges. They have the same number of faces meeting at corresponding vertices, and consequently the same number of edges meeting at corresponding vertices.

If two prisms are similar, their bases must be similar polygons, and their homologous lateral faces similar parallelograms; while if two pyramids are similar, their bases are similar polygons, and their homologous lateral faces are similar triangles.

531. Since corresponding faces in two similar polyhedrons are similar polygons, and homologous sides of two similar polygons are proportional,

Therefore, *any two edges or diagonals of a polyhedron are in the same ratio as the homologous edges or diagonals in a similar polyhedron.*

Show that this is true when the edges do not lie in the same face of the polyhedron.

532. The areas of two similar polygons are in the same ratio as the squares of any two homologous sides. (Art. 315.)

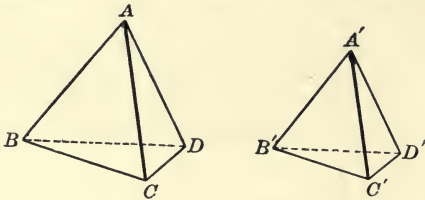
Therefore, *the surfaces of two similar polyhedrons (i.e. the sums of the areas of all the faces) are in the same ratio as the squares of any two homologous edges or homologous diagonals.*

EXERCISES

1. A plane parallel to the base cuts from the top of a pyramid a figure similar to the given pyramid. Can the same be said of a prism?

PROPOSITION XVIII

533. *Two tetrahedrons are similar if the three faces meeting in a vertex of the one are similar and similarly situated to the three faces meeting in a vertex of the other.*



If the tetrahedrons are $A-BCD$ and $A'-B'C'D'$, and the faces meeting at the vertex A are similar and similarly situated to the faces meeting at the vertex A' , the face opposite A is similar and similarly situated to the face opposite A' , since the three sides of one of these faces are proportional to the three sides of the other. (Art. 253.)

Also the trihedral angle A is equal to the trihedral angle A' , since the three face angles of the one are equal, respectively, and are similarly placed to the three face angles of the other. (Art. 461.)

For the same reason the trihedral angles B, C, D , are equal, respectively, to the trihedral angles B', C', D' .

Therefore the tetrahedrons are similar.

534. THEOREM. *Any two similar polyhedrons can be divided into the same number of tetrahedrons, similar two and two.*

For, if AB, AC, AD , and $A'B', A'C', A'D'$ are consecutive homologous edges of the two polyhedrons, meeting in the homologous vertices A and A' the three pairs of planes determined by these edges, together with the planes BCD and $B'C'D'$, form the faces of two tetrahedrons which are similar by the above proposition, and are similarly placed. This process of cutting off similar tetrahedrons can be continued till only two similar tetrahedrons remain.

PROPOSITION XIX

535. *The volumes of two similar tetrahedrons are in the same ratio as the cubes of their homologous edges.*

Let $A-BCD$ and $A'-B'C'D'$ be two similar tetrahedrons whose volumes are denoted by V and V' .

It is required to prove that $V : V' = \overline{AB}^3 : \overline{A'B'}^3$.

Proof. If A and A' are two homologous vertices, the trihedral angles A and A' must be equal by definition.

$$\text{Therefore} \quad \frac{V}{V'} = \frac{AB \times AC \times AD}{A'B' \times A'C' \times A'D'} \quad (\text{Prop. XVI.})$$

$$= \frac{AB}{A'B'} \times \frac{AC}{A'C'} \times \frac{AD}{A'D'}$$

$$\text{But} \quad \frac{AB}{A'B'} = \frac{AC}{A'C'} = \frac{AD}{A'D'}, \text{ by hypothesis.}$$

$$\text{Therefore} \quad \frac{V}{V'} = \frac{AB}{A'B'} \times \frac{AB}{A'B'} \times \frac{AB}{A'B'} = \frac{\overline{AB}^3}{\overline{A'B'}^3}$$

536. COROLLARY. *The volumes of any two similar polyhedrons are in the same ratio as the cubes of two homologous edges.*

For the polyhedrons can be divided into the same number of similar tetrahedrons, and any two of these which are similarly placed are in the same ratio as the cubes of homologous edges. Hence the sums of all the tetrahedrons are in the same ratio as the cubes of homologous edges. (Art. 240.)

EXERCISES

1. Any two cubes are similar polyhedrons, and hence their volumes are in the same ratio as the cubes of homologous, or any, edges.

2. A plane is passed through the mid-points of three edges of a tetrahedron; compare the volume of the original tetrahedron with the volumes of the parts into which it is divided by the plane,

SECTION IV

REGULAR POLYHEDRONS

537. DEFINITION. A regular polyhedron is one whose faces are equal regular polygons and whose polyhedral angles are all equal.

Since the polyhedral angles are all equal, the same number of faces and edges must meet at each vertex; and since the faces are all equal, the same number of vertices and edges must lie on each face.

All the edges of a regular polyhedron are equal.

The faces of a *convex* regular polyhedron are all convex polygons, and the polyhedral angles are all convex.

538. At each vertex there must meet at least three faces, and in each face there must lie at least three vertices.

Moreover, the sum of the face angles at any vertex of a convex regular polyhedron is less than four right angles, or 360 degrees. (Art. 460.)

From these two properties we are able to show that *the greatest possible number of convex regular polyhedrons is five.*

The faces of a regular convex polyhedron must be regular convex polygons, equilateral triangles, squares, etc.

1. Since the interior angle of an equilateral triangle is 60 degrees, if the faces of a regular convex polyhedron are equilateral triangles, at each vertex there may meet *three, four, or five faces*; but not *six*.

2. Since the interior angle of a square is 90 degrees, if the faces of a regular convex polyhedron are squares, at each vertex there may meet *three faces*, but not *four*.

3. Since the interior angle of a regular pentagon is 108 degrees, if the faces of a regular convex polyhedron are pentagons, at each vertex there may meet *three faces*, but not *four*.

4. The interior angle of a regular hexagon is 120 degrees; hence it is impossible for three or more regular hexagons to

meet at a vertex so as to form a convex polyhedral angle. Similarly no regular polygon of more than six sides can be a face of a regular convex polyhedron.

Therefore the only polygons which can enter into the construction of regular convex polyhedrons are *equilateral triangles*, *squares*, and *regular pentagons* and the ways in which these can be combined are:

- (1) triangular faces meeting *three* at a vertex.
- (2) triangular faces meeting *four* at a vertex.
- (3) triangular faces meeting *five* at a vertex.
- (4) square faces meeting *three* at a vertex.
- (5) pentagonal faces meeting *three* at a vertex.

What is here shown is that *no other* regular convex polyhedrons than the five answering the above conditions can exist; that these five varieties do exist can most easily be demonstrated by actually making models of them.



539. The five regular polyhedrons are:

1. **The regular tetrahedron**, having four triangular faces meeting three in a vertex.

It has four vertices and six edges.

2. **The regular octahedron**, having eight triangular faces meeting four in a vertex.

It has six vertices and twelve edges.

3. **The regular icosahedron**, having twenty triangular faces meeting five in a vertex.

It has twelve vertices and thirty edges.

4. **The regular hexahedron or cube**, having six square faces meeting three in a vertex.

It has eight vertices and twelve edges.

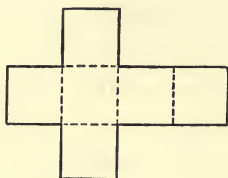
5. The regular dodecahedron, having twelve pentagonal faces meeting three in a vertex.

It has twenty vertices and thirty edges.

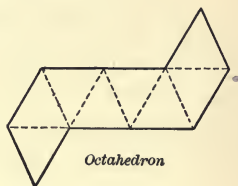
540. Models of the five regular convex polyhedrons can easily be constructed by cutting pieces of cardboard in the shape of the diagrams below, and folding them along the dotted lines till the edges come together. The edges should then be glued or pasted over with strips of cloth or paper. To make the folding easy it would be well to cut the cardboard halfway through along the dotted lines.



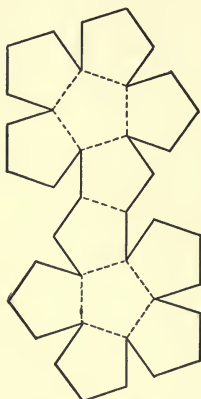
Tetrahedron



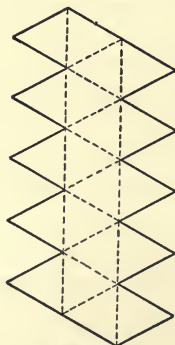
Hexahedron



Octahedron



Dodecahedron



Icosahedron

SECTION V

POLYHEDRONS IN GENERAL

PROPOSITION XX

541. *In any polyhedron the number of edges increased by two is equal to the number of faces together with the number of vertices. [Euler's Theorem.]*

Let E be the number of edges in any given polyhedron, F the number of faces, and V the number of vertices.

It is required to prove that $E + 2 = V + F$.

Proof. Imagine the polyhedron to be built up by taking one face and to it attaching another, and another, and so on, till the whole figure is completed.

Let f be the number of faces of the incomplete figure at any stage, e the number of edges, and v the number of vertices.

In any face taken alone, the number of vertices equals the number of edges.

So that when $f = 1$, $e = v$.

Now to the first face add a second. One edge of the second is made to coincide with an edge of the first, while two vertices of the second coincide with two vertices of the first.

That is, in the new face by itself the number of edges equals the number of vertices, but when this face is attached to the one already taken, two vertices are lost, while only one edge is lost.

Therefore, when $f = 2$, $e = v + 1$.

To these attach a third face, and again the number of vertices lost will exceed the number of edges lost by *one*.

Therefore, when $f = 3$, $e = v + 2$.

Continue this process till all the faces are added but the last one.

Then, when $f = F - 1$, $e = v + (F - 2)$, since the number of vertices lost for each of the $F - 2$ faces added has exceeded the number of edges lost by one.

When the last face is added, all of its edges and vertices are made to coincide with edges and vertices already counted. So that adding the last face merely completes the figure without changing the relation between the numbers of edges and vertices.

Therefore, for the complete figure,

$$E = V + (F - 2),$$

or

$$E + 2 = V + F.$$

PROPOSITION XXI

542. *The sum of the face angles of any polyhedron, together with eight right angles, is equal to four times as many right angles as the polyhedron has vertices.*

Let F denote the number of faces, E the number of edges, V the number of vertices, and S the sum of the face angles of any polyhedron.

It is required to prove that $S + 8$ right angles = $4 V$ right angles.

Proof. In any face, the sum of the face angles + 4 right angles = twice as many right angles as the face has edges.

(Art. 116.)

Therefore, adding for all the faces, remembering that each edge is counted twice,

$$S + 4 F \text{ right angles} = 2 E \times 2 \text{ right angles,}$$

or

$$\begin{aligned} S &= 4 (E - F) \text{ right angles} \\ &= 4 (V - 2) \text{ right angles,} \end{aligned} \quad (\text{Prop. XX.})$$

i.e.

$$S + 8 \text{ right angles} = 4 V \text{ right angles.}$$

MISCELLANEOUS EXERCISES

1. There can be no polyhedron with less than four faces, or less than six edges.

2. No polyhedron can be constructed having seven edges.

3. The sum of the areas of any three faces of a tetrahedron is greater than the area of the fourth face.

4. If a tetrahedron is cut by a plane parallel to a pair of opposite edges, the section will be a parallelogram.

5. The straight lines which join the mid-points of opposite edges of a tetrahedron are concurrent.

6. If a perpendicular is drawn from a vertex of a regular tetrahedron to its opposite face, show that the foot of the perpendicular will intersect each median of that face, dividing it in the ratio 2 : 1.

7. Show that the perpendicular from the vertex of a regular tetrahedron upon the opposite face is three times that drawn from its foot to any of the other faces.

8. Prove that the lateral area of any pyramid is greater than the area of the base.

SUGGESTION. Project the vertex on the base and join its projection to the vertices of the base.

9. If planes are passed through three concurrent edges of a tetrahedron and the mid-points of their opposite edges, they will intersect in one straight line.

10. The volume of a triangular prism is equal to one-half the product of the area of one lateral face and the perpendicular distance of it from the opposite edge.

11. The plane which bisects a dihedral angle of a tetrahedron cuts the opposite edge into segments proportional to the areas of the adjacent faces.

12. The altitude of a regular tetrahedron is equal to the sum of the four perpendiculars drawn from any point within it to the four faces.

13. The area of any lateral face of a prism is less than the sum of the areas of the other lateral faces.

14. Show that the six planes bisecting the dihedral angles of any tetrahedron meet in one point.

SUGGESTION. Compare Ex. 1, p. 303.

15. The six planes each passing through one edge of a tetrahedron and the mid-point of the opposite edge, meet in one point.

16. Given the number and kind of faces in each of the regular polyhedrons, and the number of faces meeting at a vertex, compute the number of vertices and edges.

For example, in the regular dodecahedron there are twelve pentagonal faces meeting three in a vertex.

12 faces, 5 vertices in each face gives 60 face angles.

3 face angles at each vertex, gives $\frac{60}{3} = 20$ vertices.

Also 12 faces, 5 edges in each face gives 60 edges, but this counts each edge twice, since each edge lies in two faces.

Therefore the actual number of edges is $\frac{60}{2} = 30$ edges.

17. Verify Euler's formula, $E + 2 = V + F$, for the case of each of the regular convex polyhedrons.

18. Verify Euler's formula for the case of a hexagonal pyramid and a hexagonal prism.

19. The total number of plane angles in the faces of any polyhedron is even, and equal to twice the number of edges.

20. The homologous edges of two similar tetrahedrons are in the ratio 5:6. Find the ratio of their total areas and their volumes.

21. One edge of a tetrahedron is 6 inches. Find the length of the homologous edge of a similar tetrahedron having (1) twice the volume, (2) twice the total area.

22. Two parallelepipeds are similar if the three faces meeting at any vertex are similar and similarly placed.

23. If four straight lines, of which no three lie in the same plane, intersect in one point, and are cut by two parallel planes on opposite sides of their common point, show that the eight points of intersection are the vertices of a parallelepiped.

24. The base of a pyramid is 12 square feet and its altitude is 6 feet. Find the area of a section parallel to the base and 2 feet from it.

25. The bases of a frustum of a pyramid are 8 square feet and $4\frac{1}{2}$ square feet, respectively, and its altitude is 5 feet. Find its volume.

26. A cistern is 8 feet square at the top, 6 feet square at the bottom, and 8 feet deep. How many gallons of water will it hold, assuming $7\frac{1}{2}$ gallons to the cubic foot?

SUMMARY OF CHAPTER VII

1. DEFINITIONS.

- (1) *Plane Section of a Surface*—the points common to a surface and an intersecting plane. § 468.
- (2) *Closed Surface*—a surface such that every plane section of it consists of one or more closed lines. § 469.
- (3) *Polyhedron*—a surface made up of intersecting planes. § 470.
- (4) *Convex Polyhedron*—one which lies wholly on one side or the other of each of its faces. § 470.
- (5) *Tetrahedron, Pentahedron, Hexahedron, Octahedron, Dodecahedron, Icosahedron.* See § 470.
- (6) *Prism*—a polyhedron of which two faces are convex polygons lying in parallel planes and identically equal, while the remaining faces are parallelograms. § 471.
- (7) *Right Prism*—one whose lateral edges are perpendicular to its bases. § 472.
- (8) *Right Section of a Prism*—a section made by a plane perpendicular to the lateral edges. § 473.
- (9) *Lateral Area of a Prism*—the sum of the areas of the lateral faces. § 474.
- (10) *Altitude of a Prism*—the perpendicular distance between its bases. § 475.
- (11) *Truncated Prism*—a polyhedron having parallel lateral edges like a prism, but bases which are neither parallel nor equal. § 483.
- (12) *Volume of a Polyhedron*—the space enclosed by the polyhedron, or the measure of that space. §§ 485, 502.
- (13) *Parallelepiped*—a prism whose bases are parallelograms. § 489.
- (14) *Right Parallelepiped*—one in which a set of lateral edges is perpendicular to the bases. § 490.
- (15) *Rectangular Parallelepiped*—a right parallelepiped whose bases are rectangles. § 491.
- (16) *Cube*—a parallelepiped whose faces are all squares. § 492.
- (17) *Pyramid*—a polyhedron one of whose faces is a polygon, and the remaining faces are triangles having a common vertex. § 509.
- (18) *Altitude of a Pyramid*—the perpendicular distance from the vertex to the base. § 509.
- (19) *Regular Pyramid*—one whose base is a regular polygon and whose vertex lies on the perpendicular to the base drawn from its centre. § 510.

- (20) *Slant Height of a Regular Pyramid*—the altitude of any of its lateral faces. § 510.
- (21) *Truncated Pyramid*—the figure determined by the base and any section of a pyramid and the portions of the lateral faces intercepted between them. § 511.
- (22) *Frustum of a Pyramid*—a truncated pyramid whose bases are parallel. § 511.
- (23) *Similar Polyhedrons*—two polyhedrons which have the same number of faces similar, each to each, and similarly placed, and have their corresponding polyhedral angles equal. § 530.
- (24) *Regular Polyhedron*—one whose faces are equal regular polygons, and whose polyhedral angles are all equal. § 537.

2. AXIOMS.

- (1) If two figures are identically equal, their volumes are equal (Axiom 13). § 486.
- (2) If equal volumes be added to equal volumes, or to the same volume, their sums are equal (Axiom 14). § 487.

3. THEOREMS ON THE EQUALITY OF PRISMS.

- (1) Two prisms, or truncated prisms, are identically equal if the three faces forming a trihedral angle in one are identically equal to the three faces forming a trihedral angle in the other, and are similarly placed. §§ 481, 484.
- (2) Two right prisms are identically equal if their bases are identically equal and they have equal altitudes. § 482.

4. THEOREMS ON THE SECTIONS OF PRISMS AND PYRAMIDS.

- (1) The sections of a prism made by parallel planes are polygons which are identically equal. § 476.
- (2) If a pyramid is cut by a plane parallel to its base, the edges and the altitude are divided in the same ratio, the section made by the plane is similar to the base, and the area of the section is to the area of the base as the squares of their distances from the vertex. § 513.
- (3) If two pyramids have equal altitudes and bases of equal areas, the areas of sections made by planes equidistant from their vertices are equal. § 516.

5. THEOREMS ON THE LATERAL AREAS OF PRISMS AND PYRAMIDS.

- (1) The lateral area of a prism is equal to the product of a lateral edge and the perimeter of a right section of the prism. § 479.

- (2) The lateral area of a right prism is equal to the product of its altitude and the perimeter of its base. § 480.
- (3) The lateral area of a regular pyramid is equal to one-half the product of the perimeter of the base and the slant height. § 512.

6. THEOREMS ON THE VOLUME OF A PRISM.

- (1) An oblique prism is equal in volume to a right prism whose base is a right section of the oblique prism and whose altitude is equal to a lateral edge of the oblique prism. § 488.
- (2) The volumes of two rectangular parallelepipeds having identically equal bases are in the same ratio as their altitudes. § 496.
- (3) The volumes of two rectangular parallelepipeds having equal altitudes are in the same ratio as the areas of their bases. § 499.
- (4) The volume of any rectangular parallelepiped is the product of its altitude and the area of its base. § 504.
- (5) The volume of any parallelepiped is equal to the product of its altitude and the area of its base. § 505.
- (6) The volume of a prism is equal to the product of its altitude and the area of its base. §§ 506, 507.
- (7) The volume of a truncated triangular prism is equal to the sum of the volumes of three pyramids whose common base is one base of the prism and whose vertices are the three vertices of the other base. § 527.
- (8) The volume of a truncated right triangular prism is equal to the product of the area of that face to which the edges are perpendicular and one-third the sum of the lateral edges. § 528.
- (9) The volume of any truncated triangular prism is equal to the product of the area of a right section and one-third the sum of the lateral edges. § 529.

7. THEOREMS ON THE VOLUME OF A PYRAMID.

- (1) If two triangular pyramids have equal altitudes and equal bases, they have equal volumes. § 517.
- (2) The volume of a triangular pyramid is one-third the volume of a triangular prism of the same base and altitude. § 521.
- (3) The volume of a triangular pyramid is equal to one-third the product of its altitude and the area of its base. § 522.
- (4) The volume of any pyramid is equal to one-third the product of its altitude and the area of its base. § 523.

- (5) The volumes of any two pyramids are in the same ratio as the products of their altitudes and the areas of their bases. § 524.
- (6) The volumes of two pyramids having equal altitudes are in the same ratio as the areas of their bases, or having equal bases are in the same ratio as their altitudes. § 525.
- (7) The volumes of two tetrahedrons having a trihedral angle of the one equal to a trihedral angle of the other are in the same ratio as the products of the edges which meet in the vertices of these angles. § 526.

8. THEOREMS ON SIMILAR POLYHEDRONS.

- (1) Any two edges or diagonals of a polyhedron are in the same ratio as the homologous edges or diagonals of a similar polyhedron. § 531.
- (2) The surfaces of two similar polyhedrons (*i.e.* the sums of the areas of all the faces) are in the same ratio as the squares of any two homologous edges or homologous diagonals. § 532.
- (3) Two tetrahedrons are similar if the three faces meeting in a vertex of the one are similar and similarly situated to the three faces meeting in a vertex of the other. § 533.
- (4) The volumes of two similar tetrahedrons are in the same ratio as the cubes of their homologous edges. § 535.
- (5) The volumes of any two similar polyhedrons are in the same ratio as the cubes of two homologous edges. § 536.

9. MISCELLANEOUS THEOREMS.

- (1) The opposite lateral faces of a parallelepiped are parallel and identically equal. § 493.
- (2) Any two opposite faces of a parallelepiped may be taken as the bases. § 494.
- (3) The plane passed through two diagonally opposite edges of a parallelepiped divides it into two triangular prisms which are equal in volume. § 495.
- (4) In any polyhedron the number of edges increased by two is equal to the number of faces together with the number of vertices (Euler's Theorem). § 541.
- (5) The sum of the face angles of any polyhedron together with eight right angles is equal to four times as many right angles as the polyhedron has vertices. § 542.

CHAPTER VIII

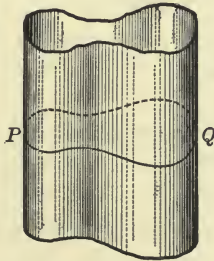
CYLINDERS AND CONES



SECTION I

CYLINDERS

543. DEFINITIONS. If a straight line moves so as always to remain parallel to a fixed straight line, while some point of it traverses a fixed curve not in a plane with the fixed line, it is said to describe a **cylindrical surface**.



Cylindrical surface

Each position of the moving line is parallel to its former position, hence the line is said to move parallel to itself.

The moving line is called **the generator** of the cylindrical surface, and the guiding curve, **the director**.

The generator in any position is **an element of the surface**.

A closed cylindrical surface is one whose section, made by any plane cutting all of its elements, is a closed curve.

544. A **cylinder** is a figure consisting of two parallel plane surfaces and a closed cylindrical surface intercepted between them.

The two plane surfaces are called **the bases**, and the cylindrical surface, **the lateral surface** of the cylinder. Through every point of the lateral surface there passes an element of the surface.

A circular cylinder is one whose bases are circular.

A cylinder is called a **right cylinder** when the elements of its lateral surface are perpendicular to the bases; otherwise it is an **oblique cylinder**.

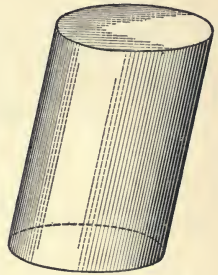
545. A right circular cylinder may be generated by revolving a rectangle about one of its sides. The opposite side will then generate the cylindrical surface, and the adjacent sides will generate the bases.

For this reason a right circular cylinder is sometimes called a **cylinder of revolution**.


The side of the rectangle about which the rotation takes place is called **the axis** of the cylinder.

546. A **right section** of a cylinder is the section made by a plane perpendicular to the elements of the lateral surface.

The altitude of a cylinder is the perpendicular distance between its bases.



Oblique cylinder



Right cylinder

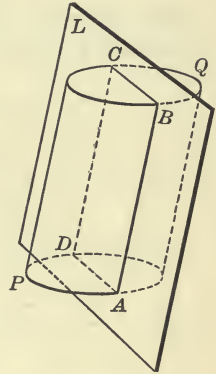
547. THEOREM I. *If a plane contains one element of the lateral surface of a cylinder and meets the lateral surface at any other point, it contains also a second element, and the section of the cylinder by the plane is a parallelogram.*

If the plane L contains the element AB of the lateral surface of the cylinder PQ , and meets the lateral surface again at D , it must contain also the element through D , since that element is parallel to AB , and must lie in a plane with AB .

The plane L therefore cuts the lateral surface of the cylinder along two parallel lines AB and CD , and the bases along two straight lines AD and BC which are also parallel (Art. 419).

Hence the section of the cylinder made by the plane is a parallelogram.

548. COROLLARY. *The section of a right cylinder made by a plane containing an element of the lateral surface is a rectangle.*



549. DEFINITION. If a plane contains one element of the lateral surface of a cylinder, and only one, it is said to be **tangent** to the cylinder.

The element which the tangent plane contains is called **the element of contact**.

A straight line is tangent to a cylinder when it meets an element of the lateral surface, and lies in the tangent plane containing that element.

550. THEOREM II. *The plane determined by a tangent to any circular section of a cylinder and the element of the lateral surface passing through its point of contact is tangent to the cylinder.*

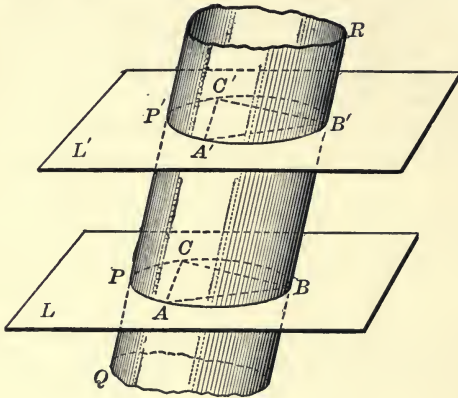
For if it is not tangent to the cylinder it must contain a second element of the lateral surface, and so contain a chord of the section instead of the tangent to the section.

CONVERSELY. *If a plane is tangent to a circular cylinder it intersects the plane of the base in a tangent to the base.*

551. DEFINITION. If sections of a cylindrical surface are made by two planes, those are **corresponding points** of the sections which lie upon the same element of the surface.

PROPOSITION I

552. *Parallel sections of a cylindrical surface are identically equal.*



Let QR be any cylindrical surface of which $PABC$ and $P'A'B'C'$ are parallel sections.

It is required to prove that $PABC$ and $P'A'B'C'$ are identically equal.

Proof. Suppose A, A' ; B, B' ; C, C' are any three pairs of corresponding points in the two sections.

Then, AA' and BB' are not only parallel but also equal (Art. 420), and hence $ABB'A'$ is a parallelogram. (Art. 127.)

Therefore $AB = A'B'$. (Art. 123.)

Similarly, $AC = A'C'$, and

$BC = B'C'$.

Therefore $\Delta sABC$ and $A'B'C'$ are identically equal, and can be superposed. (Art. 53.)

Suppose now that the section $P'A'B'C'$ is placed upon the section $PABC$ so that the points A', B', C' coincide with their corresponding points A, B, C , and let A, A' and C, C' remain fixed while B traverses the section $PABC$. Since B will always coincide with its corresponding point B' , every point of the one section will coincide with its corresponding point in the other.

Therefore the two sections are identically equal.

553. COROLLARY I. *The bases of a cylinder are identically equal.*

554. COROLLARY II. *Any two right sections of a cylinder are identically equal.*

555. COROLLARY III. *Any section of a cylinder parallel to the base is identically equal to the base.*

556. COROLLARY IV. *All sections of a circular cylinder parallel to its bases are equal circles, and the straight line joining the centres of the bases passes through the centres of all the parallel sections.*

EXERCISES

1. If through any point of the lateral surface of a cylinder a straight line is drawn parallel to any element of the surface, this straight line is also an element of the surface.

2. Show that all the elements of the lateral surface of a cylinder are of equal lengths.

3. The line of intersection of two planes tangent to a cylinder is parallel to an element of the lateral surface, and to the plane through their two elements of contact.


4. Find the locus of points (1) at a given distance from a given straight line; (2) at given distances from each of two given parallel straight lines.

DEFINITIONS

557. A prism is inscribed in a cylinder when its bases and the bases of the cylinder lie in the same planes, and its lateral edges are elements of the lateral surface of the cylinder.

The cylinder is at the same time **circumscribed** about the prism.

The section of an inscribed prism made by any plane is inscribed in the section of the cylinder made by the same plane.

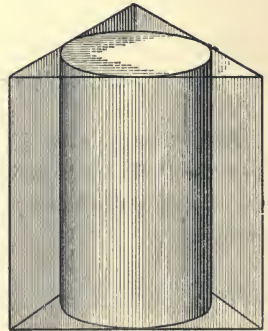


Prism inscribed in a cylinder

558. A prism is circumscribed about a cylinder when its bases and the bases of the cylinder lie in the same planes, and its lateral faces are tangent to the cylinder.

The cylinder is at the same time **inscribed** in the prism.

The section of a circumscribed prism made by any plane is circumscribed about the section of the cylinder made by the same plane.

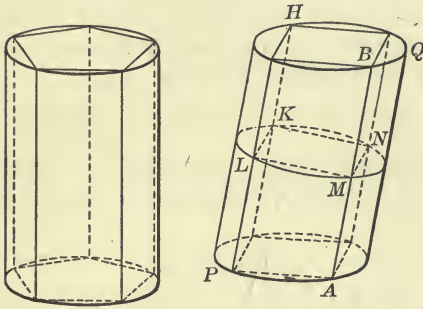


Prism circumscribed about a cylinder

559. If a regular prism is inscribed, or circumscribed, to a circular cylinder, and the number of its lateral faces is indefinitely increased in some regular way, the lateral surface of the prism approaches the lateral surface of the cylinder as its limit, the volume of the prism approaches the volume of the cylinder as its limit, and the perimeter and area of a right section of the prism approach the perimeter and area of a right section of the cylinder as their limits.

PROPOSITION II

560. *The lateral area of a circular cylinder is equal to the product of the perimeter of a right section of the cylinder and the length of an element of its lateral surface.*



Let PQ be a circular cylinder of which S is the perimeter of a right section, and AB an element of the lateral surface.

It is required to prove that the lateral area of PQ is equal to S times AB .

Proof. In the cylinder PQ inscribe a regular prism AH , one of whose elements is AB . Let KM be a right section of this prism. The lateral area of $AH =$ perimeter of $KM \times AB$.
(Art. 479.)

If the number of lateral faces of AH is indefinitely increased, the lateral area of AH approaches the lateral area of PQ as its limit, and the perimeter of KM approaches S as its limit.

Therefore the lateral area of $PQ = S \times AB$. (Art. 230.)

561. COROLLARY. *The lateral area of a right circular cylinder is equal to the product of the altitude and the circumference of the base.*

If the lateral area is represented by A , the radius of the base by r , and the altitude by h ,

$$A = 2\pi rh.$$

PROPOSITION III

562. *The volume of a circular cylinder is equal to the product of its altitude and the area of its base.*

The proof of this theorem is similar to that of Proposition II, and is left to the pupil. Reference should be made to Article 507.

If the volume is represented by V , the altitude by h , and the radius of the base by r ,

$$V = \pi r^2 h.$$

563. COROLLARY. *The volumes of all circular cylinders, whether right or oblique, having equal bases and equal altitudes are equal.*

EXERCISES

NOTE. Use $3\frac{1}{2}$ as the approximate value of π .

1. Find the volume, the lateral area, and the total area of a right circular cylinder the diameter of whose base is 14 inches, and whose altitude is 11 inches.

2. The lateral area of a right circular cylinder is 528 square feet, and its volume is 1584 cubic feet. Find the diameter and circumference of its base, and its altitude.

3. Two right circular cylinders are of equal height while the circumference of one is double the circumference of the other. What is the ratio of their lateral areas? Also of their volumes?

4. A hollow cylindrical iron tube has an outer diameter of 12 inches and an inner diameter of 9 inches. How many cubic inches of iron are there in a piece of the tube 2 feet long?

5. When a tap is opened the water in a pipe of one inch inner diameter flows at the rate of two miles an hour. How many gallons of water would flow from the tap in 20 minutes?

Take $7\frac{1}{2}$ gallons to a cubic foot.

6. Show that the volumes of two similar right circular cylinders are in the same ratio as the cubes of their altitudes, or as the cubes of the radii of their bases.

7. What is the altitude of a right circular cylinder if its lateral area equals the sum of the areas of its bases?

SECTION II

THE CONE

564. DEFINITION. If a straight line moves so as always to pass through a fixed point, while some point of the line traverses a fixed curve not in a plane with the fixed point, it will describe a **conical surface**.

As in the cylindrical surface, the generating line in any position is an **element of the surface**.

The directing curve will always be considered a closed curve.

The fixed point through which the generating line always passes is called **the vertex** of the surface.

If the generating line is indefinite in length, the surface is divided into two parts at the vertex, called **the two sheets**, or **the two nappes** of the conical surface.

When we speak of a plane section of a conical surface, we shall always have in mind the section made by a plane which cuts all the elements on the same side of the vertex, that is, a section of one of the sheets.

565. DEFINITION. A **cone** is a figure consisting of a plane surface and a conical surface intercepted between the plane surface and the vertex.

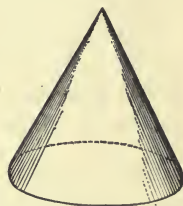
The plane surface is called **the base**, and the conical surface **the lateral surface**. The vertex of the conical surface is **the vertex** of the cone.

The straight line joining any point of the lateral surface to the vertex is an element of the lateral surface, since it must coincide with the generating line in one position.

A **circular cone** is one whose base is circular. The straight line joining the vertex to the centre of the base is called **the axis** of the cone.



Conical surface



Circular cone

When the vertex lies on the perpendicular to the base drawn from its centre, the cone is called a **right circular cone**.

566. The **altitude** of a cone is the perpendicular distance from the vertex to the plane of the base.

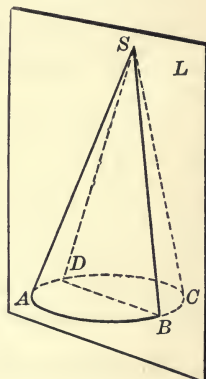
567. The **slant height** of a right circular cone is the length of an element of the lateral surface.

568. THEOREM I. *Any plane which contains one element of the lateral surface of a cone and meets the surface at any other point, contains also a second element, and the section of the cone by the plane is a triangle.*

If the plane L contains the element SB of the cone $S-ABC$, and meets the surface again at the point D it must contain the element SD , since it contains two points of this element.

The section of the cone by the plane L therefore consists of the line-segments SB , SD , and BD , and is thus a triangle.

569. COROLLARY. *The section of a right circular cone by a plane through the vertex is an isosceles triangle.*



570. DEFINITION. If a plane contains one element of the lateral surface of a cone and only one, it is said to be **tangent** to the cone, and the element which it contains is called the **element of contact**.

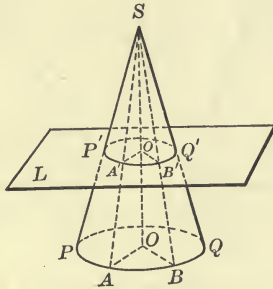
571. THEOREM II. *The plane determined by a tangent to the base of a circular cone and the element of the lateral surface passing through its point of contact is tangent to the cone.*

CONVERSELY. *If a plane is tangent to a circular cone, its intersection with the plane of the base is tangent to the base.*

See Article 550.

PROPOSITION IV

572. *Any section of a circular cone made by a plane parallel to the base is a circle, and its centre lies upon the straight line joining the vertex to the centre of the base.*



Let $A'B'Q'$ be the section of the circular cone $S-ABQ$ made by a plane L parallel to the base, and let SO be the straight line joining S to the centre of the base.

It is required to prove that $A'B'Q'$ is a circle whose centre lies on SO .

Proof. Let A' and B' be any two points of the section, and let the planes determined by the line SO and A' , SO and B' intersect the lateral surface of the cone in the straight lines $SA'A$, $SB'B$, the base in the lines AO , BO , and the plane L in the lines $A'O'$, $B'O'$, parallel to AO and BO , respectively.

Therefore
$$\frac{O'A'}{OA} = \frac{O'S}{OS} = \frac{O'B'}{OB}. \quad (\text{Art. 242.})$$

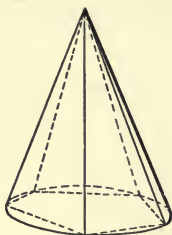
But $OA = OB$. Therefore $O'A' = O'B'$.

Since A' and B' are any points whatever in the section made by L , all points of the section are equidistant from O' .

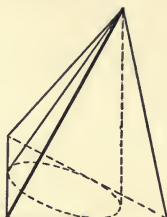
Therefore the section is a circle with its centre at O' .

573. COROLLARY. *The radii of two sections of a circular cone, parallel to the base, are in the same ratio as their distances from the vertex.*

574. DEFINITIONS. A pyramid is **inscribed in a cone** when their bases lie in the same plane, and the lateral edges of the pyramid are elements of the lateral surface of the cone.



*Pyramid inscribed
in a cone*



*Pyramid circumscribed
about a cone*

The vertex of the inscribed pyramid coincides with the vertex of the cone, and the base of the pyramid is inscribed in the base of the cone. The section of the inscribed pyramid made by any plane is inscribed in the section of the cone made by the same plane.

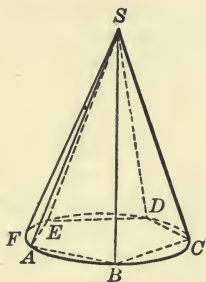
575. A pyramid is **circumscribed about a cone** when their bases lie in the same plane, and the lateral faces of the pyramid are tangent to the cone.

The vertex of the circumscribed pyramid coincides with the vertex of the cone, and the base of the pyramid is circumscribed about the base of the cone. The section of the circumscribed pyramid made by any plane is circumscribed about the section of the cone made by the same plane.

576. If a regular pyramid is inscribed, or circumscribed, to a circular cone and the number of its lateral faces is indefinitely increased in some regular way, the lateral surface of the pyramid approaches the lateral surface of the cone as its limit, and the volume of the pyramid approaches the volume of the cone as its limit.

PROPOSITION V

577. *The lateral area of a right circular cone is equal to one-half the product of the circumference of the base and the slant height.*



Let $S-ACE$ be a right circular cone, of which l is the slant height, and M the circumference of the base.

It is required to prove that the lateral area of $S-ACE$ is equal to $\frac{1}{2}Ml$.

Proof. Inscribe in the cone $S-ACE$ a regular pyramid P , one of whose elements is $SA = l$, and the perimeter of whose base is H .

Then the lateral area of $P = \frac{1}{2}Hl$. (Art. 512.)

If the number of lateral faces of P is indefinitely increased, the lateral area of P approaches the lateral area of $S-ACE$ as its limit, and the perimeter H approaches the circumference M as its limit.

Therefore the lateral area of $S-ACE = \frac{1}{2}Ml$. (Art. 230.)

If the radius of the base is r , and the lateral area is represented by A ,

$$A = \pi r l.$$

578. DEFINITION. The **frustum of a cone** is that portion of a cone intercepted between the base and a plane parallel to the base intersecting the lateral surface.

PROPOSITION VI

579. *The volume of a circular cone is equal to one-third the product of its altitude and the area of its base.*

The proof of this theorem is similar to that of Proposition V, and is left to the pupil.

If the volume is represented by V , the altitude by h , and the radius of the base by r ,

$$V = \frac{1}{3} \pi r^2 h.$$

MISCELLANEOUS EXERCISES

1. Find the lateral area and the volume of a right circular cone, the area of whose base is 154 square inches and whose altitude is 11 inches.

2. The slant height of a right circular cone is 4 metres. How far from the vertex must a section parallel to the base be taken so as to divide the lateral area into two equal parts?

3. A right triangle whose sides are 3, 4, 5 feet, respectively, is rotated about the shortest side. Find the area of the surface described by the hypotenuse.

4. Show that the lateral areas of similar right circular cylinders are in the same ratio as the squares of their altitudes, or as the squares of the radii of their bases.

DEFINITION. Similar right circular cylinders are generated by the rotation of similar rectangles about homologous sides:

5. Show that the lateral areas of two similar cones of revolution are in the same ratio as the squares of their slant heights, or as the squares of their altitudes, or as the squares of the radii of their bases.

DEFINITION. Similar cones of revolution, or right circular cones, are generated by similar right triangles rotating about homologous sides.

6. Show that the volumes of two similar right circular cones are in the same ratio as the cubes of their altitudes, or as the cubes of the radii of their bases.

7. The volumes of two similar cones of revolution are in the ratio of 512 . 729. What is the ratio of their lateral areas?

8. Show that the lateral area of the frustum of a right circular cone is equal to the sum of the circumferences of its bases multiplied by one-half the slant height.

9. Show that the lateral area of the frustum of a right circular cone is equal to the circumference of a section midway between the bases multiplied by the slant height.

10. Show that the volume of the frustum of a circular cone, the areas of whose bases are B and b and whose altitude is h , is given by the formula

$$V = \frac{1}{3} h (B + b + \sqrt{Bb}).$$

See Ex. 2, p. 338.

11. A right circular cylinder of height 2 ft. and the radius of whose base is 6 in. rolls on a plane making one complete revolution. What is the shape of the surface covered by it? Find its area.

12. A right circular cone whose altitude is 12 in. and the radius of whose base is 5 in. rolls on a plane, without slipping, making one complete revolution. What is the shape of the surface covered? Find its area.

13. A regular hexagonal prism is inscribed in a right circular cylinder. Compare their lateral areas and their volumes.

14. The base of a right circular cylinder has a radius of 7 cm. and an altitude of 7 cm. Find its total surface area and its volume.

15. A rectangle whose adjacent sides are 5 ft. and 7 ft., respectively, revolves in succession about these sides; show that the volumes of the cylinders generated are in the ratio 7 : 5.

16. The total surface of a right circular cone is 462 sq. cm., and the slant height is twice the radius of the base; find the volume.

17. In a right circular cylinder of height 3 ft. and 8 in. radius, a square prism is inscribed. Find its volume.

18. A square whose side is 50 cm. revolves about one of its diagonals; find the area and volume of the figure so generated.

19. Show that in a right circular cone all the elements of the lateral surface are equal in length.

20. Show that the total area T of a right circular cylinder, including the areas of the two bases, is given by the formula :

$$T = 2\pi rh + 2\pi r^2 = 2\pi r(h + r).$$

21. A circular cistern is 22 ft. in circumference at the top, 16 ft. at the bottom, and 8 ft. deep. How many gallons of water will it hold, assuming $7\frac{1}{2}$ gallons to the cubic foot?

SUMMARY OF CHAPTER VIII

1. DEFINITIONS.

- (1) *Cylindrical Surface*—the surface described by a straight line moving parallel to a fixed straight line, while some point of it traverses a fixed curve not in a plane with the fixed line. § 543.
- (2) *Conical Surface*—the surface described by a straight line which moves so as always to pass through a fixed point, while some point of it traverses a fixed curve not in a plane with the fixed point. § 564.
- (3) *Closed Cylindrical Surface*—one for which the directing curve is closed. § 543.
- (4) *Vertex of a Conical Surface*—the point through which all the elements of the surface pass. § 564.
- (5) *Cylinder*—a figure consisting of two parallel plane surfaces and a closed cylindrical surface intercepted between them. § 544.
- (6) *Circular Cylinder*—one whose bases are circular. § 544.
- (7) *Right Cylinder*—one in which the elements of the lateral surface are perpendicular to the bases. § 544.
- (8) *Cone*—a figure consisting of a plane and the conical surface intercepted between it and the vertex. § 565.
- (9) *Circular Cone*—one whose base is circular. § 565.
- (10) *Right Circular Cone*—one whose vertex lies on the perpendicular to the base drawn from its centre. § 565.
- (11) *Tangent to a Cylinder or a Cone*—a plane containing one element of the lateral surface, and only one; also, a line meeting one element of the surface, and only one. § 549. § 570.
- (12) *Frustum of a Cone*—that portion of a cone intercepted between its base and a plane parallel to the base, intersecting the lateral surface. § 578.

2. THEOREMS ON THE PROPERTIES OF CYLINDERS.

- (1) A plane which contains one element of the lateral surface of a cylinder in general contains also another element, and the section is a parallelogram. § 547.
- (2) The section of a right cylinder made by a plane containing an element of the lateral surface is a rectangle. § 548.
- (3) The plane determined by a tangent to any circular section of a cylinder and the element of the lateral surface passing through its point of contact is tangent to the cylinder; and conversely, if a plane is tangent to a circular cylinder it intersects the plane of the base in a tangent to the base. § 550.

- (4) Parallel sections of a cylindrical surface are identically equal. § 552.
- (5) The bases of a cylinder are identically equal. § 553.
- (6) Any two right sections of a cylinder are identically equal. § 554.
- (7) Any section of a cylinder parallel to the base is identically equal to the base. § 555.
- (8) All the sections of a circular cylinder parallel to its bases are equal circles, and the straight line joining the centres of the bases passes through the centres of all the parallel sections. § 556.

3. THEOREMS ON THE PROPERTIES OF CONES.

- (1) Any plane containing one element of the lateral surface of a cone contains in general a second element and the section of the cone by the plane is a triangle. § 568.
- (2) The plane determined by a tangent to the base of a circular cone and the element of the lateral surface passing through its point of contact is tangent to the cone; and conversely, if a plane is tangent to a circular cone, its intersection with the plane of the base is tangent to the base. § 571.
- (3) Any section of a circular cone made by a plane parallel to the base is a circle, and its centre lies upon the straight line joining the vertex to the centre of the base. § 572.

4. THEOREMS ON THE LATERAL AREA AND THE VOLUME OF A CYLINDER.

- (1) The lateral area of a circular cylinder is equal to the product of the perimeter of a right section of the cylinder and the length of an element of its lateral surface. § 560.
- (2) The lateral area of a right circular cylinder is equal to the product of the circumference of the base and the altitude. $A = 2\pi rh$. § 561.
- (3) The volume of a circular cylinder is equal to the product of its altitude and the area of its base. $V = \pi r^2 h$. § 562.
- (4) The volumes of all circular cylinders, whether right or oblique, having equal bases and equal altitudes are equal. § 563.

5. THEOREMS ON THE LATERAL AREA AND THE VOLUME OF A CONE.

- (1) The lateral area of a right circular cone is equal to one-half the product of the circumference of the base and the slant height. $A = \pi rh$. § 577.
- (2) The volume of a circular cone is equal to one-third the product of its altitude and the area of its base. $V = \frac{1}{3}\pi r^2 h$. § 579.

CHAPTER IX

THE SPHERE



SECTION I

PLANE SECTIONS AND TANGENT PLANES

580. DEFINITIONS. A sphere is a closed surface such that all points of it are equidistant from a fixed point within it.

The fixed point is called **the centre of the sphere**.

If a circle is rotated about its diameter, the surface described by it is a sphere.

Any straight line drawn from the centre to a point on the sphere is called **a radius of the sphere**.

A straight line drawn through the centre and terminated both ways by the sphere is called **a diameter of the sphere**.

The length of a diameter is twice the length of a radius.

It follows from the definition of a sphere that *all radii of the same sphere are equal*, and hence that *all diameters of the same sphere are equal*.

581. THEOREM. *Equal spheres have equal radii and equal diameters.*

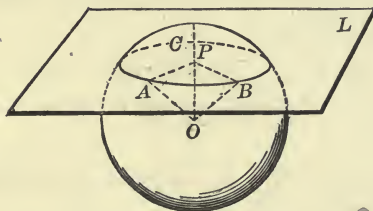
CONVERSELY. *Spheres which have equal radii or equal diameters are equal.*

582. Spheres which have the same centre but do not coincide are called **concentric spheres**.

Spheres having the same centre and one point in common must coincide throughout.

PROPOSITION I

583. *The section of a sphere made by a plane is a circle.*



Let O be the centre of the given sphere and A, B, C three points on the section made by any plane L .

It is required to prove that ABC is a circle.

Proof. From O draw OP perpendicular to the plane L , draw the radii OA and OB , and join PA and PB .

Δ s OPA and OPB are identically equal. (Art. 78.)

Hence $PA = PB$.

But A and B are any two points common to the plane and sphere.

Therefore all points common to the plane and sphere are equidistant from P .

Therefore the section of the sphere made by the plane L is a circle.

584. COROLLARY I. *Sections of a sphere made by planes equidistant from the centre are equal circles, and of two sections made by planes unequally distant from the centre, that is the greater circle which is made by the nearer plane.*

585. DEFINITION. Any circle lying on a sphere is called a **circle of the sphere**.

A circle whose plane passes through the centre of the sphere is called a **great circle** of the sphere; one whose plane does not pass through the centre is called a **small circle** of the sphere.

A quadrant is one quarter of a great circle of a sphere, and subtends a right angle at the centre of the sphere.

586. COROLLARY II. *The centre of any circle of a sphere is the foot of the perpendicular drawn from the centre of the sphere to the plane of the circle.*

587. COROLLARY III. *The centres of all great circles coincide with the centre of the sphere, and all great circles on the same sphere are equal.*

588. COROLLARY IV. *Every great circle divides the sphere into two equal parts.*

589. COROLLARY V. *Any two great circles on the same sphere bisect each other.*

Their planes intersect in a diameter of each circle.

590. COROLLARY VI. *An arc of a great circle can be drawn through any two given points on a sphere, and if the two given points are not the extremities of a diameter, only one such arc less than a semicircle can be drawn.*

The two given points and the centre of the sphere determine the plane of the great circle.

591. COROLLARY VII. *Through three given points on a sphere one and only one circle can be drawn.*

592. DEFINITION. The diameter of a sphere perpendicular to the plane of any circle of the sphere is called **the axis** of that circle, and the extremities of the diameter are called **the poles** of the circle.

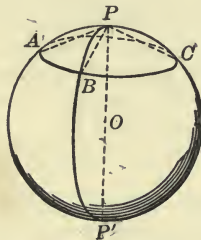
Are the poles of a circle of a sphere equally or unequally distant from the plane of the circle?

593. By the distance between two points on a sphere is meant the length of the arc, not greater than a semicircle, of the great circle passing through them.

A distinction is made here between the distance measured on a sphere and measured along a straight line.

PROPOSITION II

594. *All points of any circle of a sphere are equidistant from either of its poles.*



Let A, B, C be any three points of a given circle of the sphere whose centre is O , and let P and P' be the poles of that circle.

It is required to prove that A, B, C are equidistant from P , and also equidistant from P' .

Proof. If planes are passed through the line PP' and the points A, B, C , the arcs determined by them, $PA, PB, PC, P'A, P'B, P'C$, are arcs of great circles. Hence the distance from P to A is the length of the arc PA , etc.

Since PP' is perpendicular to the plane of the circle ABC at its centre, the chords PA, PB, PC are all equal. Prove.

Therefore the arcs PA, PB, PC are all equal. (Art. 163.)

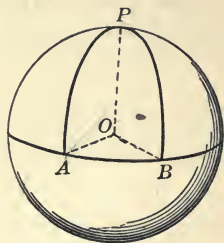
Similarly, the arcs $P'A, P'B, P'C$ are all equal.

595. DEFINITION. The distance on a sphere of any point of a circle from its nearer pole is called the **polar distance of the circle**.

596. COROLLARY I. *The polar distance of any point of a great circle is one-fourth the circumference of a great circle, or more briefly, is a quadrant.*

597. COROLLARY II. *If a point on a sphere is a quadrant's distance from each of two given points on the sphere, it is the pole of the great circle passing through the two points.*

Let P be a quadrant's distance from A and B ; through PA , PB , and AB pass great circles. Then $\angle POA$ is a right angle. Also $\angle POB$ is a right angle. Therefore PO is perpendicular to the plane AOB . (Art. 397.) Hence P is the pole of the great circle through A and B .



598. COROLLARY III. *If one point on a sphere is a quadrant's distance from another, it is the pole of some great circle passing through the other.*

599. The study of the geometry of a sphere, or Spherical Geometry, is greatly simplified by the use of a slated globe upon which chalk marks can be made and erased. If the length of the radius of such a spherical surface is known, Corollary II enables us to draw on it the arc of a great circle passing through any two given points.

To do this first draw in any plane a circle whose radius r is equal to the radius of the given spherical surface, and make an opening in the compasses equal to EF , the chord of a quadrant.

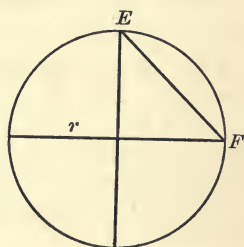
Then, if A and B are the given points on the spherical surface, arcs described on the sphere, with the stationary arm of the compasses at A and B in turn, will intersect at P , the pole of the great circle through A and B .

The arc described with the stationary arm at P , and with the same opening, will then be the arc of a great circle through A and B .

By the same method we can find the pole of a given arc of a great circle, or draw the great circle of which a given point is the pole.

A geometrical method of finding the length of the diameter of a given material spherical solid will be found in Proposition XIX, page 393.

For all work on a sphere, a pair of compasses with curved arms will be found most convenient.



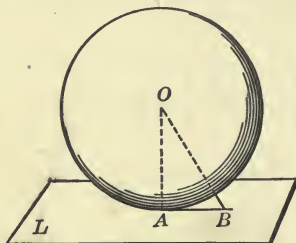
600. DEFINITIONS. A plane which meets a sphere at one and only one point is **tangent to the sphere**. The point which the sphere and plane have in common is called **the point of contact**.

A **straight line is tangent to a sphere** when it meets the sphere at one and only one point, no matter how far it is produced.

A straight line tangent to a sphere is tangent to every section of the sphere made by planes through the line.

PROPOSITION III

601. *A plane which is perpendicular to a radius of a sphere at its extremity is tangent to the sphere.*



Let the plane L be perpendicular to the radius OA of the sphere whose centre is O , at its extremity A .

It is required to prove that the plane L is tangent to the sphere.

Proof. First, the plane has the point A in common with the sphere.

Next, every other point of L lies outside of the sphere. Why?

Therefore the plane L is tangent to the sphere.

CONVERSELY. *A plane which is tangent to a sphere is perpendicular to the radius drawn to its point of contact.*

For if not, the perpendicular to it drawn from the centre is less than a radius, and the plane must pass inside the sphere.

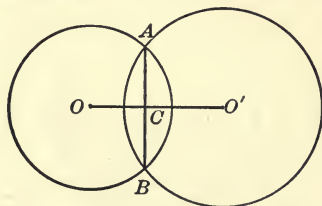
602. COROLLARY I. *All lines tangent to a sphere at one point lie in a plane tangent to the sphere at that point.*

For they are all perpendicular to the radius through the point. Why?

603. COROLLARY II. *The plane of two straight lines tangent to a sphere at the same point is also tangent to the sphere at that point.*

PROPOSITION IV

604. *The intersection of two spheres is a circle, the plane of which is perpendicular to the straight line joining the centres of the spheres, and the centre of which is on that line.*



Let O and O' be the centres of two spheres which intersect.

It is required to prove that their intersection is a circle whose plane is perpendicular to OO' and whose centre lies on OO' .

Proof. Let A be any point common to the two spheres.

Through A and OO' pass a plane. This will cut the spheres in two circles, which intersect at A and another point B .

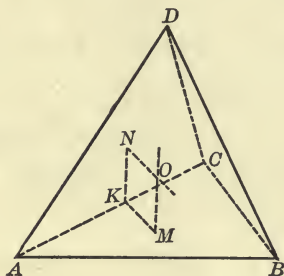
The chord AB is perpendicular to OO' , and is bisected by it at C . (Art. 168.)

If the plane of OAO' is revolved about OO' , the two circles will describe the given spheres, and the point A will trace their line of intersection.

Since AC is perpendicular to OO' and remains of constant length, A will describe a circle whose plane is perpendicular to OO' and whose centre is C .

PROPOSITION V

605. *Through any four points not lying in the same plane, one and only one sphere can be passed.*



Let A, B, C, D be four points not lying in the same plane.

It is required to prove that one and only one sphere can be passed through $A, B, C,$ and D .

Proof. Pass planes through the points A, B, C and A, D, C , and find the centres M and N of the circles circumscribing $\Delta s ABC$ and ADC , respectively. (Art. 151.)

Let K be the mid-point of the line-segment AC , and join MK and NK .

These lines will be perpendicular to AC at K . (Art. 166.)

The plane MKN is perpendicular to both planes ABC and ADC , being perpendicular to their intersection AC . (Art. 438.)

The perpendiculars to the planes ABC and ADC erected at M and N will therefore lie in the plane MKN , and must intersect at some point O . (Arts. 440, 98.)

Then O is the centre of a sphere which passes through the four points A, B, C, D .

For, the straight line MO is the locus of points equidistant from $A, B,$ and C .

The straight line NO is the locus of points equidistant from $A, D,$ and C .

Hence the point O is equidistant from A , B , C , and D , and a sphere whose centre is O and radius equal to OA will pass through the four given points.

Also, since MO and NO have no other common point than O , no other sphere can be passed through the four given points.

606. DEFINITION. A polyhedron is said to be inscribed in a sphere (or the sphere to be circumscribed about the polyhedron) when the vertices of the polyhedron lie on the sphere. A polyhedron is said to be circumscribed about a sphere (or the sphere to be inscribed in the polyhedron) when the faces of the polyhedron are tangent to the sphere.

607. COROLLARY I. *One and only one sphere can be circumscribed about a tetrahedron.*

608. COROLLARY II. *The perpendiculars to the four faces of a tetrahedron, erected at the centres of the circumscribed circles, all pass through one point.*

609. COROLLARY III. *The six planes perpendicular to the edges of a tetrahedron at their mid-points have one point in common.*

EXERCISES

1. If from a point outside of a sphere straight lines are drawn tangent to the sphere, the line-segments lying between the point and the points of contact are all equal.

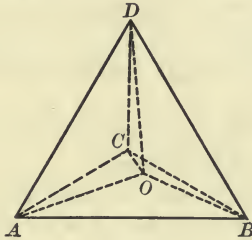
2. Show that in the preceding example the points of contact all lie on a small circle of the sphere whose axis is the straight line joining the given point to the centre of the sphere.

3. Construct a sphere which will pass through the eight vertices of a cube.

4. Show that the sphere which is passed through two pairs of diagonally opposite vertices of a rectangular parallelepiped passes also through the other vertices.

PROPOSITION VI

610. *One and only one sphere can be inscribed in any given tetrahedron.*



Let $ABCD$ be any given tetrahedron.

It is required to prove that one and only one sphere can be inscribed in $ABCD$.

The proof is left to the pupil.

SUGGESTION. Pass planes through the three edges of any one side, as ABC , bisecting the dihedral angles.

611. COROLLARY. *The planes which bisect the six dihedral angles of any tetrahedron have one point in common.*

EXERCISES

1. What is the locus of points at a distance a from a point A , and at a distance b from a point B ?
2. What is the locus of points in space whose distances from two fixed points are in a given ratio? (See Prop. XX, Chap. III.)
3. What is the locus of the centres of the spheres to which three given intersecting planes are tangent?
4. If two spheres are tangent to the same plane at the same point, the straight line joining their centres passes through that point.
5. How many spheres can be made to touch four planes not all passing through the same point?

SECTION II

SPHERICAL ANGLES, TRIANGLES, AND POLYGONS

612. DEFINITION. The angle formed by any two intersecting circles is defined to be the angle formed by their tangents at their common point.

The same definition holds for the angle formed by any two intersecting curves.

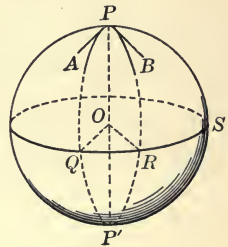
The angle formed by two intersecting arcs of great circles of a sphere is called a **spherical angle**.

When the tangents to the two arcs are at right angles the spherical angle is called a **right spherical angle**.

The point at which the two arcs intersect is called the **vertex** of the spherical angle.

613. The planes of two great circles of a sphere intersect in a diameter. Hence the tangents of two intersecting arcs of great circles at their common point are perpendicular to the edge of the dihedral angle formed by their planes, and the angle between the tangents is the plane angle of the dihedral angle formed by the planes of the circles. (Art. 430.)

Therefore



THEOREM I. *The angle formed by two intersecting arcs of great circles has the same measure as the dihedral angle formed by the planes of the circles.*

614. Suppose PA and PB are two given arcs of great circles. Draw the great circle of which P is the pole, and let it intersect PA at Q , and PB at R . Join QO and RO , O being the centre of the sphere.

Since PQ is a quadrant, $\angle POQ$ is a right angle. Similarly $\angle POR$ is a right angle. Therefore $\angle QOR$ is the plane angle

of the dihedral angle formed by the planes of PA and PB , and is equal to the angle between the tangents at P , *i.e.* to the spherical angle APB .

Now $\angle QOR$: four right angles = arc QR : a great circle.

(Art. 267.)

Therefore $\frac{\text{spherical angle } APB}{\text{four right spherical angles}} = \frac{\text{arc } QR}{\text{a great circle}}$.

Since the *second* and *fourth* terms in this proportion are constant quantities, the above relation is sometimes briefly expressed by saying that "the spherical angle APB is proportional to the arc QR ," meaning thereby that any change in the one causes a proportional change in the other.

Therefore

THEOREM II. *The angle formed by two intersecting arcs of great circles is proportional to the arc of the great circle of which the vertex of the angle is the pole, intercepted between the given arcs (produced if necessary).*

615. Suppose we choose any unit of measure for angles, as for example, a degree, and take as unit of measure for arcs that arc of a great circle which subtends a unit angle at the centre of the sphere.

Thus if ABC is a great circle of a sphere, and AOB is a unit angle, the arc AB is taken as the unit arc.

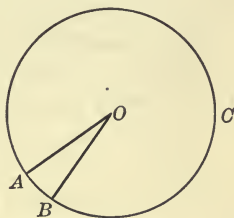
This unit arc is also frequently called a 'degree,' but care must be taken to distinguish between 'angle degree' and 'arc degree.'

Arc degrees are all equal in the same circle, or in equal circles, but are unequal in unequal circles.

Any quadrant of a circle contains 90 arc degrees, a semicircle 180 arc degrees, and a circle 360 arc degrees.

In the diagram of Art. 613, $\angle QOR$ will have the same measure as the arc QR , the units of measure being chosen as above. But the spherical angle QPR has the same measure as $\angle QOR$. Therefore the spherical angle QPR has the same measure as the arc QR .

Hence Theorem II can be stated as follows :



THEOREM II. *The angle formed by two intersecting arcs of great circles has the same measure as the arc of the great circle of which the vertex of the angle is the pole, intercepted between the given arcs (produced if necessary).*

616. If, in the diagram of Article 613, Q is the pole of the great circle PSP' , as it is the pole of some great circle through P (Prop. II, Cor. III), then the spherical angle PQS has the same measure as the arc PS .

But the arc PS is a quadrant, hence $\angle PQS$ is a right spherical angle. Now PQ is any arc drawn from P to the great circle of which P is the pole.

Therefore

THEOREM III. *All arcs of great circles drawn through the pole of a given great circle are perpendicular to the given great circle.*

617. DEFINITION. A spherical polygon is a closed figure on a sphere consisting of arcs of great circles which intersect, two and two, in order.

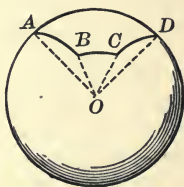
The points in which the arcs intersect are the vertices of the polygon, the arcs intercepted between consecutive vertices are the sides, and the spherical angles formed by consecutive sides are the angles of the polygon.

A spherical polygon of three sides is called a spherical triangle.

A convex spherical polygon lies wholly on one side or the other of each of its sides produced ever so far.

618. THEOREM IV. *No side of a convex spherical polygon can be greater than a semicircle.*

For, if the side AD of the spherical polygon $ABCD$ in the diagram is greater than a semicircle, AB produced must intersect AD between A and D , since great circles of a sphere bisect



each other. In that case the polygon would lie partly on one side of AB and partly on the other, and hence could not be convex.

619. DEFINITION. Two spherical polygons are identically equal when they can be made to occupy the same position, *i.e.* when they can be superposed.

620. The planes of the great circles, of which the sides of a spherical polygon are arcs, form at the centre of the sphere a polyhedral angle whose face angles have the same numerical measures as *the sides* of the polygon, and whose dihedral angles have the same measures as *the angles* of the polygon.

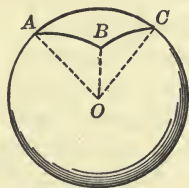
. If the spherical polygon is convex, the corresponding polyhedral angle is convex, and conversely.

Two spherical polygons are identically equal if the corresponding polyhedral angles are equal, and conversely.

Many properties of spherical polygons can be derived directly from known properties of the corresponding polyhedral angles.

PROPOSITION VII

621. *The sum of any two sides of a spherical triangle is greater than the third side.*



SUGGESTIONS FOR PROOF. The sum of any two face angles of a trihedral angle is greater than the third face angle. (Art. 459.)

How do the measures of the sides of the spherical triangle compare with the measures of the face angles of the corresponding trihedral angle?

PROPOSITION VIII

622. *The sum of the sides of a convex spherical polygon is less than a great circle.*

For the sum of the face angles of the corresponding polyhedral angle is less than four right angles. (Art. 460.)

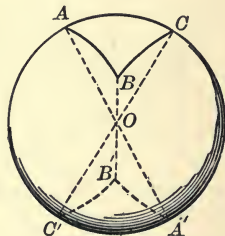
PROPOSITION IX

623. *If two spherical triangles lying on the same sphere, or on equal spheres, have the three sides of one equal, respectively, to the three sides of the other, their corresponding angles are also equal.*

Compare Proposition XXIV, Chapter VI.

624. It should be carefully noticed that while two mutually equilateral spherical triangles are also mutually equiangular, they are not necessarily superposable.

Suppose that the two triangles ABC and $A'B'C'$ lie on the same sphere, and are such that the straight lines AA' , BB' , CC' are diameters of the sphere. The two trihedral angles formed at O have their face angles respectively equal, and likewise their dihedral angles equal; but they are not identically equal since their parts are arranged in opposite orders around the vertex.



So also the triangles ABC and $A'B'C'$ are mutually equilateral, and likewise mutually equiangular, but their parts are arranged in opposite orders.

Such triangles cannot be superposed, but are **symmetrical**.

If $\triangle A'B'C'$ were moved on the surface of the sphere so as to make the vertices A' and B' coincide with A and B , respec-

tively, the vertex C' would lie on the opposite side of AB from C .

Two plane triangles which are mutually equilateral, and consequently mutually equiangular, could be made to coincide by turning one of them over (see Prop. IV, Chap. I), but if you should turn a spherical triangle over, it would no longer lie on the sphere.

Hence, in spherical triangles whose parts are respectively equal, it is necessary to distinguish two whose parts are arranged in the same order from two whose parts are arranged in opposite orders.

The first are *identically equal*, the second are *symmetrical*.

Proposition IX can then be stated as follows:

If two spherical triangles lying on the same sphere, or on equal spheres, have the three sides of one equal, respectively, to the three sides of the other, they are either identically equal or symmetrical, according as their parts are arranged in the same order or in opposite orders.

625. DEFINITION. If two sides of a spherical triangle are equal, the triangle is an **isosceles spherical triangle**.

PROPOSITION X

626. *An isosceles spherical triangle and its symmetrical spherical triangle are identically equal.*

Compare Article 463.

627. COROLLARY. *If two sides of a spherical triangle are equal, the angles opposite those sides are equal.*

Form its symmetrical triangle on the opposite side of the sphere and superpose them.

PROPOSITION XI

628. *If two spherical triangles lying on the same sphere, or on equal spheres, have two sides and the included angle of the one equal, respectively, to two sides and the included angle of the other, they are either identically equal or symmetrical, according as the parts are arranged in the same order or in opposite orders.*

Compare Article 466.

Or, the triangles may be superposed if the parts are arranged in the same order, or one may be superposed to the symmetric of the other if the parts are arranged in opposite orders.

PROPOSITION XII

629. *If two spherical triangles lying on the same sphere, or on equal spheres, have one side and the two adjacent angles of the one equal, respectively, to one side and the two adjacent angles of the other, they are identically equal or symmetrical, according as the parts are arranged in the same order or in opposite orders.*

Compare Article 467, or prove by superposition.

EXERCISES

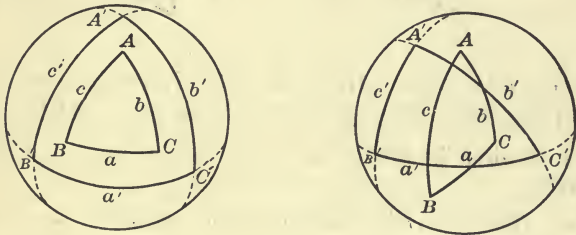
1. If two angles of a spherical triangle are equal, the sides opposite those angles are also equal.
2. The arcs of great circles which bisect the angles of a spherical triangle are concurrent.
3. The angle between the planes of two great circles has the same measure as the arc of the great circle which joins their nearer poles.
4. If two equal circles lying in different planes have a common diameter, any plane perpendicular to that diameter intersects the circles in four points which lie upon a circle.

SECTION III

POLAR TRIANGLES

630. DEFINITION. If on a sphere arcs of great circles are described which have the vertices of a given spherical triangle for poles, another spherical triangle will be formed which is called the **polar** of the given triangle.

Let ABC be any spherical triangle, and let a', b', c' be arcs of great circles whose poles are A, B, C . If these great circles are fully drawn, they will divide the sphere into eight spherical



triangles. That one, $A'B'C'$, of the eight is called the polar of ABC which lies so that A and A' are on the same side of BC ; B and B' , on the same side of AC ; C and C' , on the same side of AB .

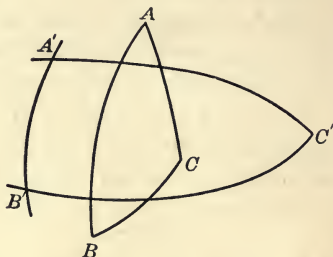
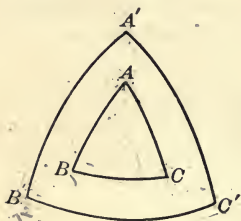
That the great circles a', b', c' divide the sphere into eight triangles is easily seen if it is observed that b' and c' divide the sphere into four parts, and that a' divides each of these into two triangles.

When A, B, C are used to denote the vertices of any spherical triangle, a, b, c will be used to denote the opposite sides of that triangle, A', B', C' to denote the vertices of the polar triangle, a', b', c' to denote the opposite sides of the polar triangle.

Thus A, B, C are the poles of the arcs a', b', c' , and A', B', C' are the poles of the arcs a, b, c .

PROPOSITION XIII

631. *If the first of two spherical triangles is the polar of the second, then the second is also the polar of the first.*



Let the two triangles ABC and $A'B'C'$ lie on the same sphere, and suppose that $A'B'C'$ is the polar triangle of ABC .

It is required to prove that ABC is also the polar triangle of $A'B'C'$.

Proof. Because A is the pole of the arc $B'C'$, B' is a quadrant's distance from A . (Art. 596.)

And because C is the pole of $A'B'$, B' is a quadrant's distance from C .

Therefore B' is the pole of the arc AC . (Art. 597.)

Similarly, A' is the pole of the arc BC , and C' is the pole of the arc AB .

Therefore $\triangle ABC$ is the polar triangle of $A'B'C'$.

632. DEFINITION. The supplement of any arc of a circle is that arc which taken with it makes up a semicircle.

is a quad. dist. from each of 2 p. on the sph. it is a pole of the g.c.

EXERCISES

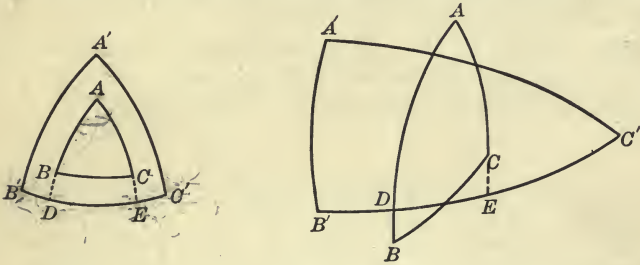
1. Every point of the great circle which bisects a given arc of a great circle at right angles is equidistant from the extremities of the arc.

2. Through a given point on a sphere describe an arc of a great circle making right angles with a given arc of a great circle.

596 the polar-dist. of any point of a great c. is a quadrant

PROPOSITION XIV

633. *In two polar triangles, the measure of any angle in one is equal to the measure of the supplement of that side in the other of which its vertex is the pole.*



Let ABC and $A'B'C'$ be two polar triangles lying on any sphere, so that A is the pole of $B'C'$, B is the pole of $A'C'$, and C is the pole of $A'B'$.

It is required to prove that the measure of the angle A is equal to the measure of the supplement of the arc $B'C'$, the measure of the angle B is equal to the measure of the supplement of the arc $A'C'$, etc.

Proof. Produce the sides AB and AC , if necessary, to meet the side $B'C'$ in the points D and E .

Then the measure of $\angle A =$ the measure of arc DE . (Art. 615.)

The arc $B'E$ is a quadrant. Why?

For the same reason DC' is a quadrant.

Therefore the sum of $B'E$ and DC' is a semicircle.

But the sum of $B'E$ and $DC' =$ the sum of $B'E, DE,$ and EC'
 $=$ the sum of $B'C'$ and DE .

Therefore the sum of $B'C'$ and DE is a semicircle, and the arc DE is the supplement of the arc $B'C'$.

Therefore the measure of $\angle A =$ the measure of the supplement of the arc $B'C'$.

Similarly the other relations can be proved.

the sum of arcs is 180

634. COROLLARY I. *If A is any angle of a spherical triangle and a' the corresponding side of its polar triangle, then the measure of a' is equal to the measure of the supplement of A .*

635. COROLLARY II. *If any spherical triangle is equiangular, its polar triangle is equilateral; and conversely.*

636. COROLLARY III. *If two spherical triangles on the same sphere, or on equal spheres, are mutually equiangular, their polar triangles are mutually equilateral; and conversely.*

PROPOSITION XV

637. *The sum of the angles of any spherical triangle is greater than two, and less than six, right angles.*

First, let A, B, C be the measures of the angles of a spherical triangle, and a', b', c' the measures of the corresponding sides of its polar triangle, the units of measure in the two cases being the angle degree and the arc degree, respectively.

$$\text{Then} \qquad a' = 180 - A. \qquad (\text{Art. 634.})$$

$$b' = 180 - B.$$

$$c' = 180 - C.$$

$$\text{Therefore} \quad a' + b' + c' = 540 - (A + B + C).$$

Now $a' + b' + c'$ is less than 360, the measure of a great circle. (Prop. VIII.)

Therefore $540 - (A + B + C)$ is less than 360.

Hence, $A + B + C$ must be greater than 180, which is the measure of two right angles.

That is, the sum of the angles of the triangle is greater than two right angles.

Next, $a' + b' + c'$ must have some value greater than zero.

Therefore $A + B + C$ is less than 540, which is the measure of six right angles.

PROPOSITION XVI

638. *If two triangles on the same sphere, or on equal spheres, are mutually equiangular, they are also mutually equilateral, and are either identically equal or symmetrical, according as their parts are arranged in the same order or in opposite orders.*

The proof is left to the pupil. Apply Article 636, and Proposition IX.

639. COROLLARY. *A spherical triangle may have one, two, or three right angles, or one, two, or three obtuse angles.*

DEFINITIONS

640. A spherical triangle having two right angles is called a **bi-rectangular triangle**, and one having three right angles is called a **tri-rectangular triangle**.

641. The excess of the sum of the angles of a spherical triangle over two right angles is called the **spherical excess of the triangle**.

EXERCISES

1. Prove that in a bi-rectangular spherical triangle the sides opposite the right angles are both quadrants.

2. Prove that if two sides of a spherical triangle are quadrants, the third side has the same measure as the opposite angle.

3. Each side of a tri-rectangular spherical triangle is a quadrant.

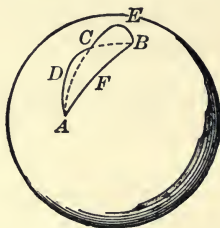
4. If two angles of a spherical triangle are supplementary, the sum of the sides opposite them is equal to a semicircle.

SUGGESTION. Produce two sides of the triangle to intersect, thus forming an adjacent triangle having two equal angles.

5. The spherical excess of a bi-rectangular spherical triangle is equal to the measure of the third angle.

PROPOSITION XVII

642. *The shortest line that can be drawn on a sphere between two points is the arc of a great circle, not greater than a semicircle, joining the two points.*



Let A and B be any two points on a sphere, and AFB the arc of a great circle, not greater than a semicircle, joining them; also let $ADCEB$ be any other path on the sphere from A to B .

It is required to prove that the path AFB is shorter than the path $ADCEB$.

Proof. In the path $ADCEB$ take any point C , and draw the arcs of great circles AC and CB .

Then ACB is a spherical triangle, and the sum of AC and CB is greater than AB . (Prop. VII.)

In the path ADC choose any point D , and draw the arcs of great circles AD and DC .

Then $AD + DC$ is greater than AC .

Therefore $AD + DC + CB$ is greater than $AC + CB$, which is again greater than AB .

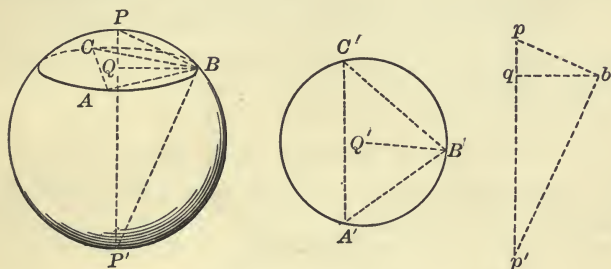
By repeating this process indefinitely the broken path of arcs of great circles increases in length with each repetition, and so differs more and more from the path AFB .

Also the broken path of arcs of great circles can eventually be made to differ as little as we please from the given path $ADCEB$.

Therefore the path AFB is shorter than the path $ADCEB$.

PROPOSITION XVIII

643. *To find the length of the diameter of a given material sphere.*



Let $PABC$ be a given material sphere.

It is required to find the length of its diameter.

Construction. With any point P on the given sphere as pole describe a circle ABC .

With the compasses take the lengths of the chords AB , BC , CA , and construct in any plane a triangle $A'B'C'$ whose sides are equal to these three lengths. About $A'B'C'$ describe a circle which will be equal to the circle ABC . Find its centre Q' and the length of its radius $B'Q' = BQ$.

With the compasses take the length of the chord BP and construct a right triangle pbq , having the hypotenuse $bp = BP$ and the side $bq = BQ$.

Draw bp' perpendicular to bp , meeting pq produced at p' .

Then pp' is equal in length to a diameter of the given sphere.

The proof is left to the pupil.

EXERCISES

1. Three great circles of a sphere which do not intersect in a common point, divide the surface of the sphere into four pairs of symmetrical triangles.

2. A tri-rectangular spherical triangle coincides with its polar triangle.

SECTION IV

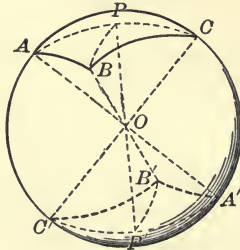
AREAS OF SPHERICAL TRIANGLES

644. DEFINITION. The area of a spherical triangle is that portion of the sphere which is enclosed by the triangle.

645. AXIOM 15. Two spherical triangles which are identically equal have equal areas.

PROPOSITION XIX

646. Two symmetrical spherical triangles have equal areas.



Let ABC and $A'B'C'$ be two symmetrical spherical triangles lying on the same sphere.

It is required to prove that ABC and $A'B'C'$ have equal areas.

Proof. Two symmetrical spherical triangles can always be placed so as to be vertically opposite on the sphere. Why?

Assume that the given triangles are so placed.

Let P be the pole of the small circle through A, B, C , and draw the diameter POP' .

Draw also the arcs of great circles $PA, PB, PC, P'A', P'B', P'C'$.

Now $PA = P'A', PB = P'B', PC = P'C'$, (Art. 157.)

also $PA = PB = PC$. (Prop. II.)

Therefore $P'A' = P'B' = P'C'$.

$\Delta s PAB$ and $P'A'B'$ are symmetrical triangles on the sphere, and they are also isosceles triangles.

Therefore $\Delta s PAB$ and $P'A'B'$ are identically equal and have equal areas. (Prop. X.)

Similarly $\Delta s PBC$ and $P'B'C'$ have equal areas.

Also $\Delta s PAC$ and $P'A'C'$ have equal areas.

Therefore, adding, $\Delta s ABC$ and $A'B'C'$ have equal areas.

If the pole P falls outside of ΔABC , instead of adding all three isosceles triangles, two should be added and the third subtracted from their sum, in order that the result may give ΔABC .

NOTE. The triangles mentioned in Propositions IX, XI, and XII, as being either identically equal or symmetrical, are in every case equal in area.

DEFINITIONS

647. Two great circles on a sphere divide the sphere into four parts, each of which is called a **lune**.

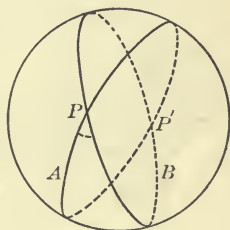
A **lune** then is that portion of a sphere enclosed by two halves of great circles.

The spherical angle made by the semi-circles is called **the angle of the lune**.

Of the four lunes formed by two great circles the opposite ones have equal angles.

Opposite lunes on a sphere are equal, since they can be superposed.

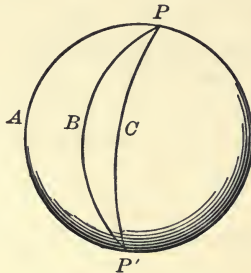
648. THEOREM. *Any two lunes, having equal angles, on the same sphere or on equal spheres are identically equal.*



Of two lunes having unequal angles, on the same sphere or on equal spheres, that which has the greater angle is the greater; and of two lunes having equal angles on unequal spheres, that which lies on the greater sphere is the greater.

PROPOSITION XX

649. *The ratio of two lunes on the same sphere or on equal spheres is equal to the ratio of their angles.*



Let $PAP'B$ and $PBP'C$ be two lunes on the same sphere whose angles are APB and BPC .

It is required to prove that

$$\text{lune } PAP'B : \text{lune } PBP'C = \angle APB : \angle BPC.$$

Outline of proof. There are two cases to be considered.

First, when $\angle s APB$ and BPC are commensurable.

Take a common measure of the two angles and divide them into equal parts.

By planes through the centre of the sphere divide the lunes into parts having equal angles, and hence equal.

Next, when $\angle s APB$ and BPC are incommensurable.

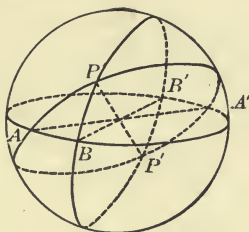
Take a measure of one angle and apply it as often as possible to the other. Then proceed as above, and finally make the unit of measure indefinitely small.

As a model take the proof of Prop. X in Chap. III.

650. COROLLARY. *The area of a lune is to the area of the whole sphere in the same ratio as the angle of the lune is to four right angles.*

PROPOSITION XXI

651. *If two great circles intersect on a hemisphere, the areas of the two triangles formed by their arcs and arcs of the great circle bounding the hemisphere are together equal to a lune having the same angle as the angle between the great circles.*



Let $ABA'B'$ be the great circle of the hemisphere $PABA'B'$, and let the two great circles APA' and BPB' intersect at P .

It is required to prove that the triangles APB and $A'PB'$ are together equal to the lune $PAP'B$ whose angle is APB .

Proof. $\triangle PA'B'$ is symmetrical with $\triangle P'AB$.

Hence the area of $\triangle PA'B'$ = the area of $\triangle P'AB$. (Prop XIX.)

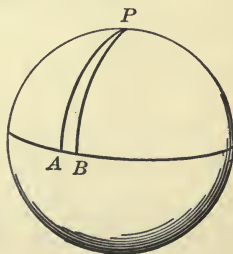
But $\triangle PAB$ and $\triangle P'AB$ make up the lune $PAP'B$.

Therefore $\triangle PAB$ and $\triangle PA'B'$ are together equal in area to the lune $PAP'B$.

SPHERICAL UNITS

652. The ordinary unit of surface is the area of a plane square whose dimensions are of unit length, but a different unit is sometimes found convenient in the measurement of spherical areas. This unit we shall call a **spherical unit of surface**.

DEFINITION. A spherical unit of surface is the area of a bi-rectangular spherical triangle whose third angle is one degree.



In other words, the spherical unit of surface is a half lune whose angle is one degree, the bisection being made by an arc of a great circle perpendicular to both arcs of the lune.

It should be carefully noticed that the spherical unit of surface is different on different spheres.

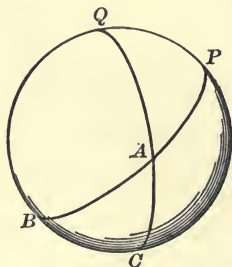
The area of a hemisphere is 360 spherical units; of a sphere is 720 spherical units.

The area of a bi-rectangular triangle expressed in spherical units is equal to the measure of its third angle.

The area of a lune expressed in spherical units is equal to twice the measure of its angle.

PROPOSITION XXII

653. *The area of any spherical triangle expressed in spherical units is equal to the spherical excess of the triangle.*



Let ABC be any spherical triangle lying on the hemisphere $ABCPQ$.

It is required to prove that the area of ABC expressed in spherical units equals the excess of the sum of the angles A , B , C , over two right angles.

Proof. The hemisphere consists of the four triangles ABC , ACP , APQ , AQB .

$$\triangle ABC + \triangle APQ = \text{lune whose angle is } A. \quad (\text{Prop. XXI.})$$

$$\triangle ABC + \triangle ACP = \text{lune whose angle is } B.$$

$$\triangle ABC + \triangle AQB = \text{lune whose angle is } C.$$

Adding the areas we get :

Twice area of $\triangle ABC$ + area of hemisphere

$$= \text{area of lune whose angle is } A + \text{area of lune whose angle is } B \\ + \text{area of lune whose angle is } C.$$

Now the area of a hemisphere equals 360 spherical units, and the area of the lune whose angle is A equals $2A$ spherical units. Therefore, (Art. 652.)

Twice area of $\triangle ABC$ + 360 spherical units = $(2A + 2B + 2C)$ spherical units. Or,

Area of $\triangle ABC$ + 180 spherical units = $(A + B + C)$ spherical units.

Therefore area of $\triangle ABC$ = $(A + B + C - 180)$ spherical units.

But $A + B + C - 180$ is the spherical excess of the triangle.

Therefore area of $\triangle ABC$ = as many spherical units as represents its spherical excess.

654. COROLLARY. *If S is the sum of the angles of a spherical polygon of n sides, the area of the polygon is $[S - (n - 2) 180]$ spherical units.*

Divide the polygon into triangles by passing arcs of great circles through one vertex.

EXERCISES

1. If three great circles are so drawn on a sphere that each is perpendicular to the other two, into what sort of triangles do they divide the sphere? What are their areas expressed in spherical units?

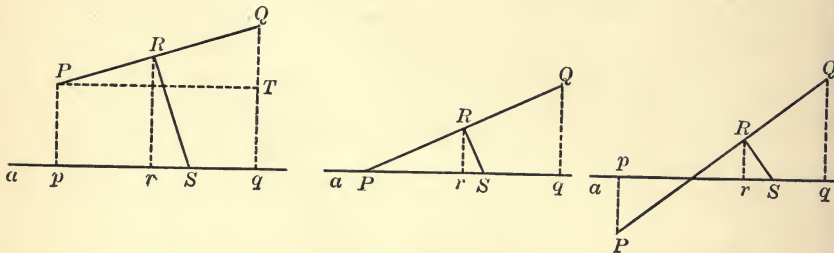
2. If the sides of a spherical triangle are 75, 120, and 95 arc degrees, respectively, what is the measure of the angles of its polar triangle? What is the area of the polar triangle?

3. If the angles of a spherical triangle are 85, 135, and 65 degrees, respectively, what is its area, and what are the lengths of the sides of its polar triangle?

4. The sum of the interior angles of a convex spherical hexagon is greater than eight and less than twelve right angles.

PROPOSITION XXIII

655. *The area of the surface generated by a line-segment revolving about an axis in its plane is equal to the length of the projection of the line-segment on the axis multiplied by the circumference of the circle whose radius is equal to that segment of the perpendicular bisector of the revolving line-segment which is intercepted between it and the axis.*



Let PQ be any given line-segment which revolves about an axis a lying in a plane with it; let pq be the projection of PQ on a , and RS be the perpendicular bisector of PQ intercepted between PQ and a .

It is required to prove that the area of the surface generated by PQ is equal to pq multiplied by the circumference of the circle whose radius is RS .

Proof. Draw Rr perpendicular to a , and PT parallel to a . As PQ revolves about a it generates the lateral surface of the frustum of a right circular cone.

The area of this surface = $PQ \times$ circ. of circle of radius Rr .
(Ex. 9, p. 367.)

Now $\triangle PTQ$ and RrS are similar. Why?

Therefore, since $PT = pq$,

$$\frac{PQ}{pq} = \frac{RS}{Rr} = \frac{\text{circ. of circle of rad. } RS}{\text{circ. of circle of rad. } Rr}. \quad (\text{Art. 362.})$$

Hence $PQ \times \text{circ. of circle of rad. } Rr = pq \times \text{circ. of circle of rad. } RS$.

Therefore area of surface generated by $PQ = pq \times \text{circ. of circle of rad. } RS$.

If PQ meets a at P , the surface generated is conical, but the proposition and proof still hold, as is easily shown.

Also, if PQ is parallel to a the proposition holds.

What changes are necessary in the statement of the theorem and in the proof if PQ intersects a ?

NOTE. The pupil should be careful to observe that in this proposition the area spoken of is the measure of the surface expressed in ordinary plane units, so many square feet, or square inches, not in spherical units.

DEFINITIONS

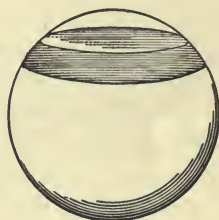
656. A segment of a sphere, or a spherical segment, is the figure formed by the planes of two parallel sections of the sphere and the spherical surface intercepted between them.

The plane faces of a segment are called its bases, and the spherical surface is called a zone.

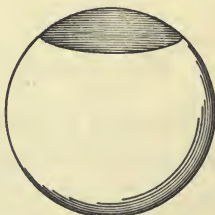
Hence, a zone is a portion of a sphere intercepted between two parallel planes which cut the sphere.

If one of the parallel planes forming the bases of a spherical segment is tangent to the sphere, the segment is a segment of one base, and its spherical surface is a zone of one base.

The perpendicular distance between the bases of a spherical segment is the altitude of the segment. It is also the altitude of the zone.



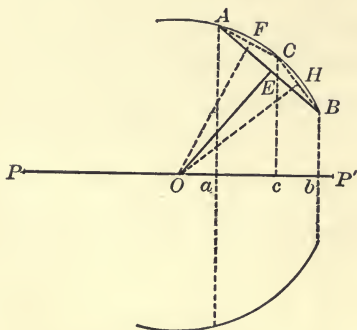
Spherical segment



Segment of base

PROPOSITION XXIV

657. *The area of a zone is equal to the product of its altitude and the circumference of a great circle.*



Let AB be an arc of a great circle of a sphere whose centre is O and diameter PP' ; and suppose AB to rotate about the diameter PP' so as to generate a zone whose altitude is ab .

It is required to prove that the area of the zone generated by AB is equal to the product of ab and the circumference of a great circle of the sphere.

Proof. Draw the chord AB and the perpendicular bisector EO , which passes through the centre of the sphere.

The area of the surface generated by the chord AB as it rotates about $PP' = ab \times \text{circ. of a circle of rad. } OE$.

(Prop. XXIII.)

Let the arc AB be bisected at C , and draw the chords AC and CB . Also the perpendicular bisectors OF and OH .

Let c be the projection of C upon PP' .

Then the area of the surface generated by the two chords AC and CB as they rotate about $PP' = ac \times \text{circ. of circle of rad. } OF + cb \times \text{circ. of circle of rad. } OH$

$= ab \times \text{circ. of circle of rad. } OF$, since $OH = OF$. Why?

If this process of bisecting the arcs is repeated indefinitely, the series of chords approaches the arc AB as a limit, and the perpendicular bisector approaches a radius r of the sphere as a limit.

Therefore the area of the surface generated by the arc AB as it rotates about $PP' = ab \times \text{circ. of circle of rad. } r$.

That is, the area of a zone whose altitude is $ab = ab \times \text{circ. of a great circle}$.

658. COROLLARY I. *The area of a zone whose altitude is h , lying on a sphere of radius r , equals $2\pi rh$.*

659. DEFINITION. A right circular cylinder the radius of whose base equals the radius of a sphere, and whose altitude equals the diameter of the sphere, when placed so as to enclose the sphere, is called **the enveloping cylinder of the sphere**.

660. COROLLARY II. *The area of a zone is equal to that portion of the lateral area of the enveloping cylinder which is intercepted between the same planes as the zone.*

For the circumference of the base of the enveloping cylinder is $2\pi r$, and if h is the distance between the planes of section, the lateral area of the cylinder intercepted between them is $2\pi rh$ (Art. 561) and this is also the area of the intercepted zone.

EXERCISES

1. Find the area of a zone of altitude 3 inches on a sphere whose radius is 10 inches.
2. The diameter of a given sphere is 10 inches and it is desired to cut the surface by parallel planes, into five parts of equal area. Locate the planes of section.
3. A slice is cut from a sphere of radius 5 inches by a plane passing 3 inches from the centre; what is the area of the spherical surface, and also of the plane surface of the slice?
4. Prove that the area of a zone of one base is equal to the area of a circle whose radius is the chord of the generating arc of the zone.

PROPOSITION XXV

661. *The area of a sphere is equal to the product of a diameter and the circumference of a great circle.*

This follows directly from Proposition XXIV, the generating arc being a semicircle.

662. COROLLARY I. *The area of a sphere whose radius is r is given by the formula:*

$$A = 2r \times 2\pi r = 4\pi r^2.$$

663. COROLLARY II. *The areas of two spheres are in the same ratio as the squares of their radii, or as the squares of their diameters.*

664. COROLLARY III. *The area of a sphere equals four times the area of one of its great circles.*

665. COROLLARY IV. *The area of a sphere equals the lateral area of its enveloping cylinder.*

666. COROLLARY V. *The area of a spherical unit expressed in plane units equals $\frac{\pi r^2}{180}$.*

NOTE. All the above areas are expressed in plane units.

EXERCISES

1. What is the area of a sphere whose radius is 10 inches?
2. A sphere has a radius of 9 inches. What is the radius of a sphere having double the area?
3. Two parallel planes cut a sphere of radius 10 inches, 6 and 8 inches, respectively, from the centre. Find the area of the zone so formed (1) when the planes are on the same side of the centre, (2) when the planes are on opposite sides of the centre.
4. A triangle whose angles are 80° , 120° , 135° lies on a sphere of radius 16 inches. Find its area.

SUGGESTION. First find the area in spherical units and then reduce to plane units.

SECTION V

VOLUME OF THE SPHERE

PROPOSITION XXVI

667. *The volume of a sphere is equal to one-third the product of its area and its radius.*

Suppose that a polyhedron of any number of sides has been circumscribed about a sphere. Through all the edges of the polyhedron and the centre of the sphere pass planes.

This divides the polyhedron into as many pyramids as the polyhedron has faces. The altitude of each pyramid is equal to a radius of the sphere, since each face of the polyhedron is tangent to the sphere.

The volume of any one of the pyramids = $\frac{1}{3} r \times$ area of its base (Art. 523), and the sum of all the bases of the pyramids equals the surface of the polyhedron.

Therefore, volume of the polyhedron = $\frac{1}{3} r \times$ the surface area of the polyhedron, and this relation holds no matter how many faces the polyhedron may have.

Now by increasing the number of faces of the circumscribed polyhedron indefinitely, it can be made to approach the sphere as its limit, and its volume will approach the volume of the sphere as its limit.

Therefore, volume of a sphere = $\frac{1}{3} r \times$ area of the sphere.

668. COROLLARY I. *The volume of a sphere can be expressed by the following formula:*

$$V = \frac{1}{3} r \times 4 \pi r^2 = \frac{4}{3} \pi r^3. \quad (\text{Art. 662.})$$

669. COROLLARY II. *The volumes of two spheres are in the same ratio as the cubes of their radii, or as the cubes of their diameters.*

EXERCISES

1. Show that the volume of a sphere is equal to two-thirds of the volume of the enveloping cylinder.

DEFINITIONS

670. A spherical pyramid is a figure consisting of a spherical polygon for base and plane faces through the sides of the polygon.

The lateral edges of the pyramid are all radii of the sphere.

671. A spherical sector is a figure consisting of a zone and two conical surfaces, having the centre of the sphere for vertex, and passing through the circular boundaries of the zone.


If the zone is a zone of one base, then the spherical sector has but one conical surface.

The zone is called the base of the spherical sector.

If a sector of a circle is rotated about any diameter of the circle, it will generate a spherical sector. If it is rotated about one of its own radii, the base of the spherical sector will be a zone of one base.



Spherical pyramid



Spherical sector

672. THEOREM. *The volume of a spherical pyramid or a spherical sector is to the volume of its sphere in the same ratio as the area of its base is to the area of the sphere.*

673. If V represents the volume of a spherical pyramid or sector, V' the volume of the sphere, A the area of the base of the pyramid or sector, and A' the area of the sphere,

then
$$\frac{V}{V'} = \frac{A}{A'},$$

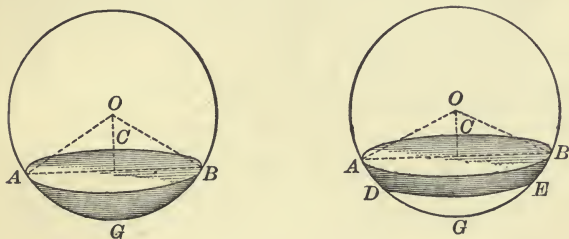
whence
$$V = A \cdot \frac{V'}{A'} = A \cdot \frac{\frac{4}{3} \pi r^3}{4 \pi r^2} = \frac{1}{3} Ar.$$

That is to say :

The volume of a spherical pyramid, or of a spherical sector, is equal to one-third the product of the area of its base and the radius of the sphere.

PROPOSITION XXVII

674. To find the volume of a spherical segment.



First, to find the volume of a spherical segment of one base.

SUGGESTIONS. Find the area of the zone $G-ABC$. (Art. 657.)

Find the volume of the spherical sector $O-ABCG$. (Art. 673.)

Subtract the volume of the cone $O-ABC$. (Art. 579.)

Hence volume of the segment $G-ABC$

$$= \frac{2}{3} \pi r^2 h - \frac{1}{3} \pi a^2 (r - h),$$

where r = radius of the sphere, a = radius of base of the segment, h = altitude of the segment.

Then
$$V = \frac{\pi}{3} [2 r^2 h - a^2 r + a^2 h].$$

Now
$$h(2 r - h) = a^2. \quad (\text{Art. 255.})$$

Hence
$$2 r^2 h = a^2 r + h^2 r.$$

Therefore
$$V = \frac{\pi}{3} [h^2 r + a^2 h]$$

$$= \frac{1}{2} \pi a^2 h + \frac{1}{6} \pi h^3, \text{ since } r = \frac{a^2 + h^2}{2h}.$$

Next, to find the volume of a spherical segment of two bases lying on the same side of the centre of the sphere.

Let a and b be the radii of the two bases, a being the greater, and h_1 the altitude of a segment of one base of radius a , h_2 the

altitude of a segment of one base of radius b , so that $h_1 - h_2 = h$, the altitude of the given segment.

Then the volume of the given segment

$$\begin{aligned} &= \left[\frac{1}{2} h_1 \cdot \pi a^2 + \frac{1}{6} \pi h_1^3 \right] - \left[\frac{1}{2} h_2 \cdot \pi b^2 + \frac{1}{6} \pi h_2^3 \right] \\ &= \frac{\pi}{2} [h_1 a^2 - h_2 b^2] + \frac{\pi}{6} [h_1^3 - h_2^3] \\ &= \frac{\pi}{2} [h_1 a^2 + h_1 b^2 - h_2 a^2 - h_2 b^2] + \frac{\pi}{6} [h_1^3 - h_2^3 + 3 h_2 a^2 - 3 h_1 b^2] \end{aligned}$$

having added and subtracted $h_1 b^2$ and $h_2 a^2$.

$$\text{Now} \quad h_1(2r - h_1) = a^2, \text{ or } 2rh_1 - h_1^2 = a^2;$$

$$h_2(2r - h_2) = b^2, \text{ or } 2rh_2 - h_2^2 = b^2.$$

Multiplying the first line by $3h_2$, the second by $3h_1$, and subtracting, gives

$$3h_2 a^2 - 3h_1 b^2 = 3h_1 h_2^2 - 3h_1^2 h_2.$$

Therefore

$$\begin{aligned} V &= \frac{\pi}{2} [h_1 a^2 + h_1 b^2 - h_2 a^2 - h_2 b^2] + \frac{\pi}{6} [h_1^3 - h_2^3 + 3h_1 h_2^2 - 3h_1^2 h_2] \\ &= \frac{\pi}{2} [(a^2 + b^2)(h_1 - h_2)] + \frac{\pi}{6} [(h_1 - h_2)^3] \\ &= \frac{\pi}{2} (a^2 + b^2) h + \frac{\pi}{6} h^3 \\ &= \frac{1}{2} h (\pi a^2 + \pi b^2) + \frac{1}{6} \pi h^3. \end{aligned}$$

This result may be stated in words as follows :

The volume of a spherical segment is equal to the product of its altitude and half the sum of the areas of its bases together with the volume of a sphere whose diameter is equal to the altitude of the segment.

The algebraic difficulties in the reduction are only introduced for the sake of giving the result in a convenient form. It should be noticed that the last formula for the volume will reduce to that given for a segment of one base by putting $b = 0$.

MISCELLANEOUS EXERCISES

NOTE. Use $3\frac{1}{7}$ as the approximate value of π .

1. Find the area and the volume of a sphere whose radius is 10 inches.
2. How many square inches in the spherical unit on a sphere whose diameter is 14 inches?
3. Find in square inches the area of a spherical triangle the sum of whose angles is 210 degrees, on a sphere whose radius is 15 inches.
4. On a sphere of radius 12 inches, there is described a spherical triangle and a spherical quadrilateral, the sum of each of whose angles is 450 degrees. What is the difference in their areas?
5. Find the area of a zone of height 3 inches on a sphere of radius 10 inches. Does it matter where the zone is placed on the sphere?
6. The radii of two spheres are in the ratio of 2:3. Compare their areas and their volumes.
7. The area of a sphere is 1000 square inches; what is the area of one of its great circles?
8. Two spheres of lead, of radius 2 inches and 3 inches, respectively, are melted into a single sphere. Find its radius.
9. A sphere is such that its number of units of volume equals twice its number of units of area. Find its radius.
10. The base of a spherical pyramid is a pentagon the sum of whose angles is 900 degrees. Find the volume of the pyramid if the radius of the sphere is 12 inches.
11. If the area of a zone of one base is one-quarter of the area of the sphere, show that the altitude of the zone is half the radius of the sphere.
12. How far must the eye be from a sphere of radius 16 inches in order to see one-quarter of it?
13. If the radius of the base of a circular cone and of a circular cylinder equals the radius of a sphere and they are all of the same height, show that the volumes of the cone and sphere are together equal to the volume of the cylinder.
14. The radii of the bases of a spherical segment are 6 and 8 inches, respectively, and its altitude is 2 inches. Find its volume, the radius of the sphere from which it was cut, the areas of its bases, and its lateral area.
15. Find the volume of a sphere whose radius is 14 feet.
16. The volume of a sphere is 10286 cubic inches. Find its area.

SUMMARY OF CHAPTER IX

1. DEFINITIONS.

- (1) *Sphere* — a closed surface such that all points of it are equidistant from a fixed point within it. § 580.
- (2) *Centre, Radius, Diameter.* § 580.
- (3) *Concentric Spheres* — two spheres having the same centre, but not coinciding. § 582.
- (4) *Great Circle of a Sphere* — a circle lying on the sphere, whose plane passes through the centre of the sphere. § 585.
- (5) *Quadrant* — one-quarter of a great circle. § 585.
- (6) *Axis of a Circle of a Sphere* — the diameter of the sphere perpendicular to the plane of the circle. § 592.
- (7) *Poles of a Circle of a Sphere* — the extremities of the axis of the circle. § 592.
- (8) *Tangent to a Sphere* — a line or plane which meets the sphere at one, and only one, point. § 600.
- (9) *Inscribed Polyhedron* — one whose vertices lie on the sphere § 606.
- (10) *Circumscribed Polyhedron* — one whose faces are tangent to the sphere. § 606.
- (11) *Spherical Angle* — the angle formed by two intersecting arcs of great circles, *i.e.* by the tangents at their common point. § 612.
- (12) *Spherical Polygon* — a closed figure on a sphere consisting of arcs of great circles which intersect, two and two, in order. § 617.
- (13) *Spherical Excess of a Triangle* — the excess of the sum of the angles of a spherical triangle over two right angles. § 641.
- (14) *Area of a Spherical Triangle* — that portion of the sphere which is enclosed by the triangle, or the measure of that portion. § 644.
- (15) *Lune* — a portion of a sphere enclosed by two halves of great circles. § 647.
- (16) *Angle of a Lune* — the angle between its boundaries. § 647.
- (17) *Spherical Unit of Surface* — the area of a bi-rectangular spherical triangle whose third angle is one degree. § 652.
- (18) *Spherical Segment* — the figure formed by the planes of two parallel sections of a sphere and the spherical surface intercepted between them. § 656.
- (19) *Zone* — the portion of a sphere intercepted between two parallel planes which cut the sphere. § 656.
- (20) *Altitude of a Spherical Segment or Zone* — the distance between its bases. § 656.

- (21) *Spherical Pyramid*—a figure consisting of a spherical polygon for base, and plane faces through the sides of the polygon. § 670.
- (22) *Spherical Sector*—a figure consisting of a zone and two conical surfaces through the circular boundaries of the zone, having the centre of the sphere for vertex. § 671.
- (23) *Enveloping cylinder of a sphere*—a right circular cylinder the radius of whose base equals the radius of the sphere, and whose altitude equals the diameter of the sphere, placed so as to enclose the sphere. § 659.

2. AXIOMS.

- (1) Two spherical triangles which are identically equal have equal areas (Axiom 15). § 645.

3. PROBLEMS.

- (1) To find the length of the diameter of a given material sphere. § 643.

4. THEOREMS ON THE PROPERTIES OF A SPHERE AND ITS PLANE SECTIONS.

- (1) Equal spheres have equal radii and equal diameters, and conversely. § 581.
- (2) The section of a sphere made by a plane is a circle. § 583.
- (3) Sections of a sphere made by planes equidistant from the centre are equal circles, and of two sections made by planes unequally distant from the centre, that is the greater circle which is made by the nearer plane. § 584.
- (4) The centre of any circle of a sphere is the foot of the perpendicular drawn from the centre of the sphere to the plane of the circle. § 586.
- (5) The centres of all great circles coincide with the centre of the sphere, and all great circles on the same sphere are equal. § 587.
- (6) Every great circle divides the sphere into two equal parts. § 588.
- (7) Any two great circles on the same sphere bisect each other. § 589.
- (8) An arc of a great circle can be drawn through any two given points on a sphere, and if the two given points are not the extremities of a diameter, only one such arc less than a semi-circle can be drawn. § 590.

- (9) Through three given points on a sphere, one and only one circle can be drawn. § 591.
- (10) All points of any circle of a sphere are equidistant from either of its poles. § 594.
- (11) The polar distance of any point of a great circle is a quadrant. § 596.
- (12) If a point on a sphere is a quadrant's distance from each of two given points on the sphere, it is the pole of the great circle passing through these two points. § 597.
- (13) If one point on a sphere is a quadrant's distance from another, it is the pole of some great circle passing through the other. § 598.
- (14) The intersection of two spheres is a circle, the plane of which is perpendicular to the straight line joining the centres of the spheres, and the centre of which is on that line. § 604.

5. THEOREMS RELATING TO TANGENTS TO A SPHERE.

- (1) A plane which is perpendicular to a radius of a sphere at its extremity is tangent to the sphere, and conversely. § 601.
- (2) All lines tangent to a sphere at one point lie in a plane tangent to the sphere at that point. § 602.
- (3) The plane of two straight lines tangent to a sphere at the same point is also tangent to the sphere at that point. § 603.

6. THEOREMS RELATING TO THE PROPERTIES OF SPHERICAL ANGLES, TRIANGLES, AND POLYGONS.

- (1) The angle formed by two intersecting arcs of great circles has the same measure as the dihedral angle formed by the planes of the circles. § 613.
- (2) The angle formed by two intersecting arcs of great circles has the same measure as the arc of the great circle of which the vertex of the angle is the pole, intercepted between the given arcs (produced if necessary). § 615.
- (3) All arcs of great circles drawn through the pole of a given great circle are perpendicular to the given great circle. § 616.
- (4) No side of a convex spherical polygon can be greater than a semi-circle. § 618.
- (5) The sum of any two sides of a spherical triangle is greater than the third side. § 621.
- (6) The sum of the sides of a convex spherical polygon is less than a great circle. § 622.

- (7) An isosceles spherical triangle and its symmetrical spherical triangle are identically equal. § 626.
- (8) If two sides of a spherical triangle are equal, the angles opposite those sides are equal. § 627.
- (9) If the first of two spherical triangles is the polar of the second, then the second is also the polar of the first. § 631.
- (10) In two polar triangles, the measure of any angle in one is equal to the measure of the supplement of that side in the other of which its vertex is the pole. § 633.
- (11) If A is any angle of a spherical triangle, and a' the corresponding side of the polar triangle, then the measure of a' is equal to the measure of the supplement of A . § 634.
- (12) If any spherical triangle is equiangular, its polar triangle is equilateral, and conversely. § 635.
- (13) If two spherical triangles on the same sphere, or on equal spheres, are mutually equiangular, their polar triangles are mutually equilateral, and conversely. § 636.
- (14) The sum of the angles of any spherical triangle is greater than two right angles and less than six right angles. § 637.
- (15) A spherical triangle may have one, two, or three right angles, or one, two, or three obtuse angles. § 639.

7. THEOREMS ON THE EQUALITY OF SPHERICAL TRIANGLES.

Two spherical triangles lying on the same or equal spheres are identically equal, or symmetrical, if they have —

- (1) Three sides of the one equal, respectively, to the three sides of the other. § 623.
- (2) Two sides and the included angle of the one equal, respectively, to two sides and the included angle of the other. § 628.
- (3) One side and the two adjacent angles of the one equal, respectively, to one side and the two adjacent angles of the other. § 629.
- (4) Three angles of the one equal, respectively, to the three angles of the other. § 638.

8. THEOREMS RELATING TO AREAS.

- (1) Two symmetrical spherical triangles have equal areas. § 646.
- (2) Any two lunes on the same sphere or on equal spheres, having equal angles, are equal. § 648.
- (3) The ratio of two lunes on the same sphere or on equal spheres is equal to the ratio of their angles. § 649.

- (4) The area of a lune is to the area of the whole sphere in the same ratio as the angle of the lune is to four right angles. § 650.
- (5) If two great circles intersect on a hemisphere, the two triangles formed by their arcs and arcs of the great circle bounding the hemisphere are together equal to a lune having the same angle as the angle between the great circles. § 651.
- (6) The area of any spherical triangle expressed in spherical units is equal to the spherical excess of the triangle. $\text{Area} = A + B + C - 180$. § 653.
- (7) If S is the sum of the angles of a spherical polygon of n sides, the area of the polygon is $[S - (n - 2) 180]$ spherical units. § 654.
- (8) The area of the surface generated by a line-segment revolving about an axis in its plane is equal to the length of the projection of the line-segment on the axis multiplied by the circumference of the circle whose radius is equal to that segment of the perpendicular bisector of the revolving line-segment which is intercepted between it and the axis. § 655.
- (9) The area of a zone is equal to the product of its altitude and the circumference of a great circle. $A = 2 \pi r h$. § 657.
- (10) The area of a zone is equal to that portion of the lateral area of the enveloping cylinder which is intercepted between the same planes as the zone. § 660.
- (11) The area of a sphere is equal to the product of a diameter and the circumference of a great circle. $A = 2 \pi r d = 4 \pi r^2$. § 661.
- (12) The areas of two spheres are in the same ratio as the squares of their radii, or as the squares of their diameters. $A : A' = r^2 : r'^2$, or $d^2 : d'^2$. § 663.
- (13) The area of a sphere equals four times the area of one of its great circles. § 664.
- (14) The area of a sphere equals the lateral area of its enveloping cylinder. § 665.
- (15) The area of a spherical unit expressed in plane units equals $\frac{\pi r^2}{180}$. § 666.

9. THEOREMS RELATING TO VOLUMES.

- (1) The volume of a sphere is equal to one-third the product of its area and its radius. $V = \frac{1}{3} \pi r^3$. § 667.
- (2) The volumes of two spheres are in the same ratio as the cubes of their radii, or as the cubes of their diameters. $V : V' = r^3 : r'^3$, or $d^3 : d'^3$. § 669.

- (3) The volume of a spherical pyramid or a spherical sector is equal to one-third the product of the area of its base and the radius of the sphere. $V = \frac{1}{3} Ar$. § 673.
- (4) The volume of a spherical segment is equal to $\frac{1}{2} h (\pi a^2 + \pi b^2) + \frac{1}{6} \pi h^3$, where a and b are the radii of its bases and h its altitude. § 674.

10. MISCELLANEOUS THEOREMS.

- (1) Through any four points not lying in the same plane, one and only one sphere can be passed. § 605.
- (2) The perpendiculars to the four faces of a tetrahedron, erected at the centres of the circumscribed circles, all pass through one point. § 608.
- (3) The six planes perpendicular to the edges of a tetrahedron at their mid-points have one point in common. § 609.
- (4) One and only one sphere can be inscribed in any given tetrahedron. § 610.
- (5) The planes which bisect the six dihedral angles of any tetrahedron have one point in common. § 611.
- (6) The shortest line that can be drawn on a sphere between two points is the arc of a great circle, not greater than a semicircle, joining the two points. § 642.

APPENDIX



The following brief introduction to Trigonometry is designed to give to the high school or academy pupil as much of that subject as he may need for a course in Physics or Elementary Mechanics. It contains no solid geometry, and may be read as soon as the pupil has completed Chapter V of this text, or earlier if desired.

1. TRIGONOMETRIC RATIOS

Let BAC be any angle (for convenience at present, an acute angle), and from a point P in one boundary let a perpendicular PM be drawn to the other.

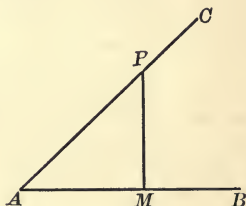


FIG. 1.

Then considering the lengths of the line-segments AP , AM , MP ,

the ratio $\frac{MP}{AP}$ is called the **sine** of the angle A ,

the ratio $\frac{AM}{AP}$ is called the **cosine** of the angle A ,

the ratio $\frac{MP}{AM}$ is called the **tangent** of the angle A .

If the point P were chosen differently on the boundary AC , and the perpendicular were drawn to AB , would the ratios of the sides of this new triangle be equal to the corresponding ratios of the sides of the triangle PAM ?

Or, if the point P were chosen in the boundary AB and the perpendicular drawn to AC , would the ratios of the sides be altered?

If the size of the angle A were changed, would the values of these ratios be changed ?

The answers to these questions will show that the values of the sine, cosine, and tangent of the angle A do not depend upon the position of the point P , but do depend upon the size of the angle.

From these considerations it follows that *equal angles have equal sines, cosines, and tangents ; unequal angles have unequal sines, cosines, and tangents.*

In the right triangle PAM , the side AP is the **hypotenuse**; MP , the side *opposite* the vertex A , may be called the **perpendicular**; and AM , the side *adjacent* to A , may be called the **base**.

$$\text{Then sine of } \angle A = \frac{MP}{AP} = \frac{\text{side opposite}}{\text{hypotenuse}} \text{ or } \frac{\text{perpendicular}}{\text{hypotenuse}},$$

$$\text{cosine of } \angle A = \frac{AM}{AP} = \frac{\text{side adjacent}}{\text{hypotenuse}} \text{ or } \frac{\text{base}}{\text{hypotenuse}},$$

$$\text{tangent of } \angle A = \frac{MP}{AM} = \frac{\text{side opposite}}{\text{side adjacent}} \text{ or } \frac{\text{perpendicular}}{\text{base}}.$$

The reciprocals of these ratios have also received particular names as follows :

$$\frac{1}{\text{sine of } \angle A} = \text{cosecant of } \angle A = \frac{AP}{MP} = \frac{\text{hypotenuse}}{\text{side opposite}},$$

$$\frac{1}{\text{cosine of } \angle A} = \text{secant of } \angle A = \frac{AP}{AM} = \frac{\text{hypotenuse}}{\text{side adjacent}},$$

$$\frac{1}{\text{tangent of } \angle A} = \text{cotangent of } \angle A = \frac{AM}{MP} = \frac{\text{side adjacent}}{\text{side opposite}}.$$

For brevity, we write '**sin** A ' instead of 'sine of $\angle A$ ' but this symbol should always be understood to mean 'the sine of the angle A .'

Similarly we write **cos** A , **tan** A , **cot** A , **sec** A , **cosec** A , instead of 'cosine of $\angle A$,' 'tangent of $\angle A$,' etc.

It should be noticed carefully that **sin** A , **cos** A , etc., are mere numbers, being ratios between the lengths of certain line-segments.

To find the trigonometric ratios of $\angle A$ (Fig. 1), PM was drawn from a point in one boundary perpendicular to the other. If we wish to find the ratios of $\angle P$, we can look upon AM as drawn from a point A in one boundary of P , perpendicular to the other boundary, so that $\triangle PAM$, which is right-angled at M , will give us the ratios of both $\angle A$ and $\angle P$.

$$\text{Thus} \quad \sin A = \frac{MP}{AP} = \cos P,$$

$$\cos A = \frac{AM}{AP} = \sin P,$$

$$\tan A = \frac{MP}{AM} = \cot P.$$

That is to say,

the sine of an angle = the cosine of its complement,

the cosine of an angle = the sine of its complement,

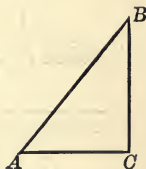
the tangent of an angle = the cotangent of its complement.

2. RELATIONS AMONG THE RATIOS

In the right triangle ABC , C being the right angle,

$$\overline{BC}^2 + \overline{AC}^2 = \overline{AB}^2,$$

no matter how large or how small the angles A and B may be.



Divide this relation through by \overline{AB}^2 and you obtain

$$\frac{\overline{BC}^2}{\overline{AB}^2} + \frac{\overline{AC}^2}{\overline{AB}^2} = \frac{\overline{AB}^2}{\overline{AB}^2}$$

or
$$\left(\frac{BC}{AB}\right)^2 + \left(\frac{AC}{AB}\right)^2 = 1.$$

Now
$$\frac{BC}{AB} = \sin A, \quad \frac{AC}{AB} = \cos A.$$

Hence
$$(\sin A)^2 + (\cos A)^2 = 1.$$

This relation is usually written

$$\sin^2 A + \cos^2 A = 1,$$

and should be read "sine-squared A plus cosine-squared A equals one."

Also, in the right triangle ABC ,

$$\frac{\sin A}{\cos A} = \frac{BC}{AB} \div \frac{AC}{AB} = \frac{BC}{AC} = \tan A,$$

$$i.e. \frac{\sin A}{\cos A} = \tan A.$$

EXERCISES

1. Is $\sin A$ greater or less than unity? $\cos A$? $\sec A$? $\operatorname{cosec} A$?
2. Suppose you keep the point P fixed on the line AC (Fig. 1), while the line rotates so as to make the angle A increase. Will $\sin A$ increase or decrease? $\cos A$? $\tan A$?
3. Can $\tan A$ ever be greater than unity? Can it be less than unity? For what value of A will it be equal to unity?
4. ABC is a triangle right-angled at C , A being the least angle. If the lengths of the sides are 3 ft., 4 ft., and 5 ft. respectively, find the values of $\sin A$, $\cos A$, $\tan A$, $\cos B$, $\tan B$, $\sin B$.
5. Construct an angle whose sine is $\frac{1}{2}$.

SUGGESTION. Construct a right triangle whose hypotenuse is equal to twice one side.

6. Construct an angle whose cosine is $\frac{2}{3}$.
7. Construct an angle whose tangent is $\frac{1}{17}$.
8. If the sine of an angle is $\frac{5}{13}$, find its cosine and its tangent.
9. If the cosine of an angle is $\frac{3}{5}$, find its sine and its tangent.
10. If the sine of an angle is $\frac{11}{11}$, find its cosine and its tangent.
11. Divide the relation $\overline{BC}^2 + \overline{AC}^2 = \overline{AB}^2$ through by \overline{AC}^2 , and what formula do you obtain?
12. Prove that $(\sin A + \cos A)^2 = 1 + 2 \sin A \cos A$.
13. Prove that $\cos^2 A - \sin^2 A = 2 \cos^2 A - 1$.

3. NUMERICAL VALUES OF THE RATIOS OF GIVEN ANGLES

First, let the right triangle ABC be such that the side AC equals the side BC .

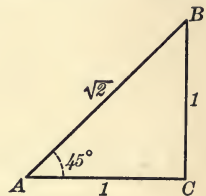
Then $\angle A = \angle B$, and each is half a right angle, or 45° .

If the measure of the side $AC = 1$,
 then the measure of the side $BC = 1$,
 and the measure of the side $AB = \sqrt{2}$. Why?

$$\text{Hence } \sin 45^\circ = \frac{1}{\sqrt{2}} = .7071,$$

$$\cos 45^\circ = \frac{1}{\sqrt{2}} = .7071,$$

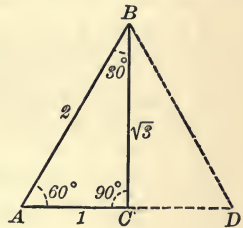
$$\tan 45^\circ = \frac{1}{1} = 1.0000.$$



The decimal values given are computed correctly to four places.

Next, suppose that $\triangle ABD$ is equilateral. Then $\angle A = \angle B = \angle D$, and each is one-third of two right angles, or 60° .

From B draw a perpendicular BC to AD . This bisects both $\angle B$ and the side AD .



The measure of $\angle ABC$ is thus 30° .

If the measure of each side of the equilateral triangle is two, then in $\triangle ABC$,

the measure of the side $AB = 2$, of $AC = 1$, and of $BC = \sqrt{3}$.

$$\text{Hence } \sin 60^\circ = \frac{BC}{AB} = \frac{\sqrt{3}}{2} = .8660;$$

$$\cos 60^\circ = \frac{AC}{AB} = \frac{1}{2} = .5000;$$

$$\tan 60^\circ = \frac{BC}{AC} = \frac{\sqrt{3}}{1} = 1.7321.$$

$$\text{Also,} \quad \sin 30^\circ = \frac{AC}{AB} = \frac{1}{2} = .5000;$$

$$\cos 30^\circ = \frac{BC}{AB} = \frac{\sqrt{3}}{2} = .8660;$$

$$\tan 30^\circ = \frac{AC}{BC} = \frac{1}{\sqrt{3}} = .5774.$$

By simple geometrical means, we have thus computed the sine, cosine, and tangent of angles whose measures are 30° , 45° , and 60° . It will be very easy to memorize the fractional values of these ratios if the diagrams from which they have been derived are firmly fixed in the mind.

For example, it should be noticed that in the triangle whose angles are 45° , 45° , and 90° , the opposite sides are proportional to 1, 1, and $\sqrt{2}$; and in the triangle whose angles are 30° , 60° , and 90° , the opposite sides are proportional to 1, $\sqrt{3}$, and 2.

Suppose that in the right triangle CAB , the hypotenuse AB remains of fixed length, while $\angle A$ is gradually decreased by the rotation of AB about the point A . The perpendicular BC will become less and less, while the base AC will increase in length. Finally when $\angle A = 0^\circ$, $BC = 0$, and $AC = AB$.

$$\text{Hence} \quad \sin 0^\circ = \frac{BC}{AB} = 0, \quad \cos 0^\circ = \frac{AC}{AB} = 1, \quad \tan 0^\circ = \frac{BC}{AC} = 0.$$

Similarly by rotating AB the other way until $\angle A = 90^\circ$, it may be shown that $\sin 90^\circ = 1$, $\cos 90^\circ = 0$, $\tan 90^\circ = \infty$.

The trigonometric ratios of angles, or as they are frequently called, the **trigonometric functions**, have been carefully computed, by one means or another, for very minute subdivisions of the angles, and have been tabulated so as to be ready for use.

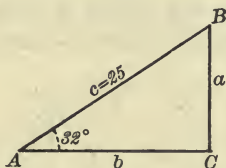
In the following table we give the sines, cosines, and tangents of angles from 0° to 90° , at intervals of one degree, calculated correctly to four decimal places.

TABLE OF TRIGONOMETRIC RATIOS

| Degrees | Sine | Cosine | Tangent | Degrees | Sine | Cosine | Tangent |
|---------|-------|--------|---------|---------|--------|--------|----------|
| 0 | .0000 | 1.0000 | .0000 | 46 | .7193 | .6947 | 1.0355 |
| 1 | .0175 | .9998 | .0175 | 47 | .7314 | .6820 | 1.0724 |
| 2 | .0349 | .9994 | .0349 | 48 | .7431 | .6691 | 1.1106 |
| 3 | .0523 | .9986 | .0524 | 49 | .7547 | .6561 | 1.1504 |
| 4 | .0698 | .9976 | .0699 | 50 | .7660 | .6428 | 1.1918 |
| 5 | .0872 | .9962 | .0875 | 51 | .7771 | .6293 | 1.2349 |
| 6 | .1045 | .9945 | .1051 | 52 | .7880 | .6157 | 1.2799 |
| 7 | .1219 | .9925 | .1228 | 53 | .7986 | .6018 | 1.3270 |
| 8 | .1392 | .9903 | .1405 | 54 | .8090 | .5878 | 1.3764 |
| 9 | .1564 | .9877 | .1584 | 55 | .8192 | .5736 | 1.4281 |
| 10 | .1736 | .9848 | .1763 | 56 | .8290 | .5592 | 1.4826 |
| 11 | .1908 | .9816 | .1944 | 57 | .8387 | .5446 | 1.5399 |
| 12 | .2079 | .9781 | .2126 | 58 | .8480 | .5299 | 1.6003 |
| 13 | .2250 | .9744 | .2309 | 59 | .8572 | .5150 | 1.6643 |
| 14 | .2419 | .9703 | .2493 | 60 | .8660 | .5000 | 1.7321 |
| 15 | .2588 | .9659 | .2679 | 61 | .8746 | .4848 | 1.8040 |
| 16 | .2756 | .9613 | .2867 | 62 | .8829 | .4695 | 1.8807 |
| 17 | .2924 | .9563 | .3057 | 63 | .8910 | .4540 | 1.9626 |
| 18 | .3090 | .9511 | .3249 | 64 | .8988 | .4384 | 2.0503 |
| 19 | .3256 | .9455 | .3443 | 65 | .9063 | .4226 | 2.1445 |
| 20 | .3420 | .9397 | .3640 | 66 | .9135 | .4067 | 2.2460 |
| 21 | .3584 | .9336 | .3839 | 67 | .9205 | .3907 | 2.3559 |
| 22 | .3746 | .9272 | .4040 | 68 | .9272 | .3746 | 2.4751 |
| 23 | .3907 | .9205 | .4245 | 69 | .9336 | .3584 | 2.6051 |
| 24 | .4067 | .9135 | .4452 | 70 | .9397 | .3420 | 2.7475 |
| 25 | .4226 | .9063 | .4663 | 71 | .9455 | .3256 | 2.9042 |
| 26 | .4384 | .8988 | .4877 | 72 | .9511 | .3090 | 3.0777 |
| 27 | .4540 | .8910 | .5095 | 73 | .9563 | .2924 | 3.2709 |
| 28 | .4695 | .8829 | .5317 | 74 | .9613 | .2756 | 3.4874 |
| 29 | .4848 | .8746 | .5543 | 75 | .9659 | .2588 | 3.7321 |
| 30 | .5000 | .8660 | .5774 | 76 | .9703 | .2419 | 4.0108 |
| 31 | .5150 | .8572 | .6009 | 77 | .9744 | .2250 | 4.3315 |
| 32 | .5299 | .8480 | .6249 | 78 | .9781 | .2079 | 4.7046 |
| 33 | .5446 | .8387 | .6494 | 79 | .9816 | .1908 | 5.1446 |
| 34 | .5592 | .8290 | .6745 | 80 | .9848 | .1736 | 5.6713 |
| 35 | .5736 | .8192 | .7002 | 81 | .9877 | .1564 | 6.3138 |
| 36 | .5878 | .8090 | .7265 | 82 | .9903 | .1392 | 7.1154 |
| 37 | .6018 | .7986 | .7536 | 83 | .9925 | .1219 | 8.1443 |
| 38 | .6157 | .7880 | .7813 | 84 | .9945 | .1045 | 9.5144 |
| 39 | .6293 | .7771 | .8098 | 85 | .9962 | .0872 | 11.4301 |
| 40 | .6428 | .7660 | .8391 | 86 | .9976 | .0698 | 14.3007 |
| 41 | .6561 | .7547 | .8693 | 87 | .9986 | .0523 | 19.0811 |
| 42 | .6691 | .7431 | .9004 | 88 | .9994 | .0349 | 28.6363 |
| 43 | .6820 | .7314 | .9325 | 89 | .9998 | .0175 | 57.2900 |
| 44 | .6947 | .7193 | .9657 | 90 | 1.0000 | .0000 | ∞ |
| 45 | .7071 | .7071 | 1.0000 | | | | |

EXERCISES

1. In a right triangle the hypotenuse is 25 feet, and one adjacent angle is 32° . Find the other parts of the triangle.



SOLUTION. In the right triangle ABC , suppose $\angle A = 32^\circ$ and $c = 25$ feet.

Then, to find the side a ,

$$\frac{a}{c} = \sin A = \sin 32^\circ,$$

or $a = c \cdot \sin 32^\circ = 25 \times .5299 = 13.25$ feet nearly.

To find the side b ,

$$\frac{b}{c} = \cos A = \cos 32^\circ,$$

or $b = c \cdot \cos 32^\circ = 25 \times .8480 = 21.20$ feet.

To find the angle B ,

$$B = 90^\circ - A = 90^\circ - 32^\circ = 58^\circ.$$

Test the approximate accuracy of these results by showing

$$(1) \quad c^2 = a^2 + b^2,$$

$$(2) \quad \tan B = \frac{b}{a}.$$

2. In a right triangle one side is 36 feet and the adjacent angle is 54° . Find the other parts of the triangle.

3. In an isosceles triangle the base is 18 feet and the vertical angle 48° . Find its sides.

4. A regular pentagon inscribed in a circle has a side of 20 inches. Find the radius of the circle.

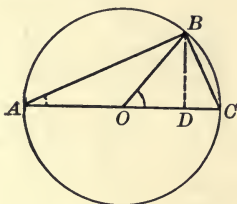
5. Find the length of the side of a regular octagon circumscribed about a circle of radius 15 inches.

4. RATIOS OF TWICE AN ANGLE AND HALF AN ANGLE

The following useful formulas can be easily deduced from well-known geometrical relations:

$$(1) \quad \sin 2A = 2 \sin A \cos A.$$

$$(2) \quad \cos 2A = \cos^2 A - \sin^2 A.$$



Let O be the centre of a circle of which AC is a diameter, and ABC an inscribed triangle.

$\angle ABC$ is a right angle. Why? Draw BD perpendicular to AC .

If $\angle CAB = A$, $\angle COB = 2A$. Why?

$$\text{First,} \quad \sin 2A = \frac{BD}{OB} = \frac{2BD}{AC},$$

$$= 2 \frac{BD}{AB} \cdot \frac{AB}{AC},$$

$$= 2 \sin A \cdot \cos A.$$

$$\text{Next,} \quad \cos 2A = \frac{OD}{OB} = \frac{2OD}{AC} = \frac{AD - DC}{AC},$$

(since $AD = \text{radius} + OD$, and $DC = \text{radius} - OD$),

$$= \frac{AD}{AC} - \frac{DC}{AC},$$

$$= \frac{AD}{AB} \cdot \frac{AB}{AC} - \frac{DC}{CB} \cdot \frac{CB}{AC}.$$

$$\text{Now} \quad \frac{AD}{AB} = \frac{AB}{AC}, \text{ and } \frac{DC}{CB} = \frac{CB}{AC} \quad (\text{Art. 255.})$$

$$\begin{aligned} \text{Therefore} \quad \cos 2A &= \left(\frac{AB}{AC}\right)^2 - \left(\frac{CB}{AC}\right)^2 \\ &= \cos^2 A - \sin^2 A. \end{aligned}$$

If we remember that $\sin^2 A + \cos^2 A = 1$, and in the last formula substitute for $\cos^2 A$ its value, viz., $1 - \sin^2 A$, we obtain

$$\cos 2A = 1 - 2 \sin^2 A.$$

Or, if we substitute for $\sin^2 A$ its value, $1 - \cos^2 A$, we obtain

$$\cos 2A = 2 \cos^2 A - 1.$$

If in these formulas P is written in place of $2A$, and consequently $\frac{P}{2}$ in place of A , they become

$$\begin{aligned} \sin P &= 2 \sin \frac{P}{2} \cos \frac{P}{2}. \\ \cos P &= \cos^2 \frac{P}{2} - \sin^2 \frac{P}{2}, \\ &= 1 - 2 \sin^2 \frac{P}{2}, \\ &= 2 \cos^2 \frac{P}{2} - 1. \end{aligned}$$

The latter two formulas may be rewritten in the form,

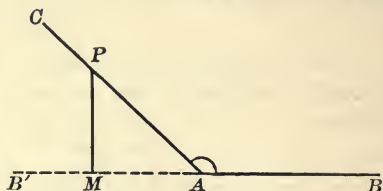
$$\begin{aligned} 2 \sin^2 \frac{P}{2} &= 1 - \cos P. \\ 2 \cos^2 \frac{P}{2} &= 1 + \cos P. \end{aligned}$$

EXERCISES

1. From the last diagram produce the formula $\tan A = \frac{\sin 2A}{1 + \cos 2A}$.
2. Deduce the values of the sine, cosine, and tangent of 15° from the formulas given above, and compare your results with those given in the table.
3. Find in a similar way the values of the sine, cosine, and tangent of $22\frac{1}{2}$ degrees.

5. RATIOS OF AN OBTUSE ANGLE

Suppose $\angle BAC$ is obtuse. Then the perpendicular PM drawn from a point in one boundary meets, not the other boundary, but the boundary produced backward through the vertex.



In that case, the base AM , *i.e.* the intercept between the vertex and the foot of the perpendicular, is considered to be *negative*. The perpendicular PM and the hypotenuse AP are considered positive, just as in the case of an acute angle.

The definitions of the functions of the obtuse angle BAC are the same as for the acute angle BAC .

Hence, sine of the *obtuse* angle $BAC = \frac{MP}{AP}$, and is *positive*.

Cosine of the *obtuse* angle $BAC = \frac{AM}{AP}$, and is *negative*, since AM is negative.

Tangent of the *obtuse* angle $BAC = \frac{MP}{AM}$, and is *negative*, since AM is negative.

The functions of an acute angle are all positive since the perpendicular PM falls upon the other boundary, and not upon that boundary produced backward.

The thing to be remembered in this connection is that *if the perpendicular drawn from a point in one boundary of the angle meets the other boundary, the base is considered positive; but if it meets the other boundary produced backward through the vertex, the base is considered negative.*

The sine of the obtuse angle BAC is $\frac{MP}{AP}$; but this ratio is also the sine of the supplementary angle $B'AC$, and for both angles the ratio is positive.

Hence, *the sine of any angle equals the sine of its supplement.*

The cosine of the obtuse angle BAC is $\frac{AM}{AP}$, which is also

the cosine of the supplementary angle $B'AC$. But for the latter angle the base AM must be considered positive, since the perpendicular PM meets the boundary AB' of that angle, while for the former angle AM is negative.

That is, the cosine of an obtuse angle is equal *in magnitude* to the cosine of its supplement, but is negative. In other words, *the cosine of any angle equals minus the cosine of its supplement.*

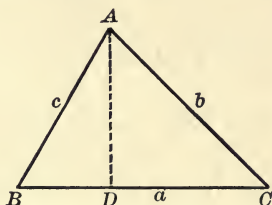
Similarly, the tangent of an obtuse angle is equal *in magnitude* to the tangent of its supplement, but is negative. In other words, *the tangent of any angle equals minus the tangent of its supplement.*

EXERCISES

1. Write the values of $\sin 120^\circ$, $\cos 135^\circ$, $\tan 150^\circ$.
2. What are the values of the sine, cosine, and tangent of an angle of 105° ?
3. What is the difference in value between $\sin 45^\circ$ and $\sin 135^\circ$; between $\cos 45^\circ$ and $\cos 135^\circ$?
4. Find the value of $\sin 2A$ when $\cos A = \frac{3}{5}$.
5. Find the value of $\cos 2A$ when $\sin A = \frac{5}{13}$.
6. If $\tan A = \frac{5}{12}$, find the value of $\sin A$, $\cos A$, $\sin 2A$, $\cos 2A$.
7. If a chord 8 ft. in length is placed in a circle of 5 ft. radius, find approximately the size of the angle it subtends at the centre, and the length of its arc.
8. The sides of a right triangle are 5, 12, and 13 feet, respectively. Find the angles of the triangle. The mid-point of the side 12 is joined to the opposite vertex; into what two parts does the line so drawn divide the opposite angle?
9. The upper part of a tree broken off with the wind makes an angle of 30° with the ground, and the distance from the root to the point where the top of the tree touches the ground is 50 ft. What was the height of the tree?
10. The angular elevation of the top of a chimney when viewed from one position is 32° , and on walking 96 ft. in a straight line toward the foot of the chimney the angular elevation of the top becomes 48° . Find the height of the chimney.

6. RELATIONS BETWEEN THE SIDES AND ANGLES OF A TRIANGLE

1. In any triangle $\frac{\sin A}{a} = \frac{\sin B}{b} = \frac{\sin C}{c}$.



From any vertex A of $\triangle ABC$ draw the perpendicular AD to the opposite side.

Then $\frac{AD}{AB} = \sin B$; hence $AD = AB \sin B = c \sin B$.

Also $\frac{AD}{AC} = \sin C$; hence $AD = AC \sin C = b \sin C$.

Therefore $c \sin B = b \sin C$.

Dividing through by bc gives

$$\frac{\sin B}{b} = \frac{\sin C}{c}$$

If the perpendicular were drawn from the vertex B to the opposite side, we should find in just the same way that

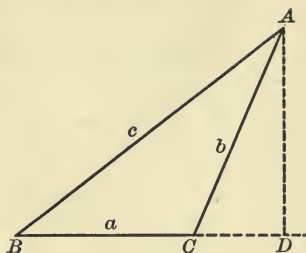
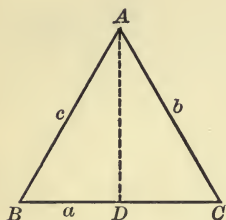
$$\frac{\sin A}{a} = \frac{\sin C}{c}$$

Therefore $\frac{\sin A}{a} = \frac{\sin B}{b} = \frac{\sin C}{c}$.

EXERCISES

1. What relation would be produced by drawing the perpendicular from the vertex C ?
2. In a triangle $a = 18$ ft., $B = 27^\circ$, $C = 65^\circ$. Find the other parts of the triangle.
3. If $A = 36^\circ$, $a = 15$ ft. and $b = 24$, show that B might have either of two values, and find those values approximately.

2. In any triangle $c^2 = a^2 + b^2 - 2ab \cos C$.



First, when the angle C is acute,

$$\overline{AB}^2 = \overline{BC}^2 + \overline{AC}^2 - 2 BC \cdot DC. \quad (\text{Art. 321.})$$

But $DC = AC \cos C$.

Therefore $\overline{AB}^2 = \overline{BC}^2 + \overline{AC}^2 - 2 BC \cdot AC \cos C$,

or
$$c^2 = a^2 + b^2 - 2ab \cos C.$$

Next, when the angle C is obtuse,

$$\overline{AB}^2 = \overline{BC}^2 + \overline{AC}^2 + 2 BC \cdot CD. \quad (\text{Art. 322.})$$

But $CD = AC \cos ACD = -AC \cos ACB$.

Therefore $\overline{AB}^2 = \overline{BC}^2 + \overline{AC}^2 - 2 BC \cdot AC \cos C$,

or
$$c^2 = a^2 + b^2 - 2ab \cos C.$$

Similarly, $b^2 = c^2 + a^2 - 2ca \cos B$,

$$a^2 = b^2 + c^2 - 2bc \cos A.$$

These formulas may be written, $\cos A = \frac{b^2 + c^2 - a^2}{2bc}$,
 $\cos B = \frac{c^2 + a^2 - b^2}{2ca}$, $\cos C = \frac{a^2 + b^2 - c^2}{2ab}$.

3. In any triangle $\sin \frac{A}{2} = \sqrt{\frac{(s-b)(s-c)}{bc}}$.

$$\begin{aligned} 2 \sin^2 \frac{A}{2} &= 1 - \cos A && \text{(Page 425.)} \\ &= 1 - \frac{b^2 + c^2 - a^2}{2bc} = \frac{2bc - b^2 - c^2 + a^2}{2bc} \\ &= \frac{a^2 - (b-c)^2}{2bc} = \frac{(a-b+c)(a+b-c)}{2bc}. \end{aligned}$$

If, as in Art. 324, we let $a + b + c = 2s$,

then

$$a - b + c = 2s - 2b = 2(s - b),$$

$$a + b - c = 2s - 2c = 2(s - c).$$

Hence

$$2 \sin^2 \frac{A}{2} = \frac{2(s-b)2(s-c)}{2bc},$$

and

$$\sin \frac{A}{2} = \sqrt{\frac{(s-b)(s-c)}{bc}}.$$

4. In any triangle $\cos \frac{A}{2} = \sqrt{\frac{s(s-a)}{bc}}$.

$$\begin{aligned} 2 \cos^2 \frac{A}{2} &= 1 + \cos A && \text{(Page 425.)} \\ &= 1 + \frac{b^2 + c^2 - a^2}{2bc} = \frac{2bc + b^2 + c^2 - a^2}{2bc} \\ &= \frac{(b+c)^2 - a^2}{2bc} = \frac{(b+c+a)(b+c-a)}{2bc} \\ &= \frac{2s \cdot 2(s-a)}{2bc}. \end{aligned}$$

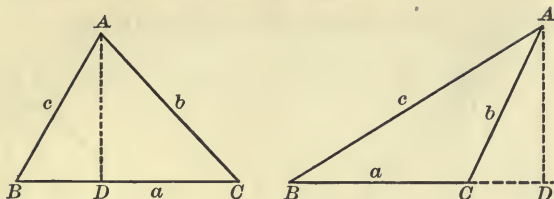
Hence

$$\cos^2 \frac{A}{2} = \frac{s(s-a)}{bc},$$

and

$$\cos \frac{A}{2} = \sqrt{\frac{s(s-a)}{bc}}.$$

5. In any triangle $a = b \cos C + c \cos B$.



From the vertex A draw the perpendicular AD to the opposite side.

In case B and C are both acute angles,

$$\begin{aligned} a &= BD + DC \\ &= AB \cos B + AC \cos C \\ &= c \cos B + b \cos C. \end{aligned}$$

In case one angle, say C , is obtuse,

$$\begin{aligned} a &= BD - CD \\ &= AB \cos B - AC \cos ACD. \end{aligned}$$

But $\cos ACD = -\cos ACB$, since these are supplementary angles. The angle ACB is $\angle C$ of the given triangle.

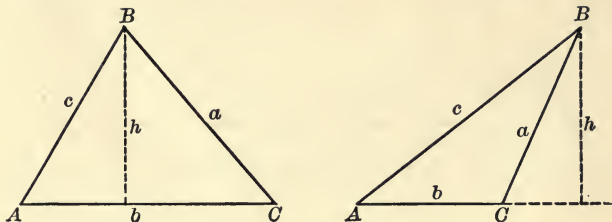
$$\begin{aligned} \text{Therefore } a &= AB \cos B + AC \cos C \\ &= c \cos B + b \cos C. \end{aligned}$$

EXERCISES

1. In a triangle whose sides are 7 ft., 9 ft., and 12 ft., find the angles (1) from their cosines, (2) from the sine of half of each angle.
2. Two adjacent sides of a triangle are 11 and 15 ft., respectively, and the included angle is 60° . Find the other parts.
3. The sides of a triangle are 10 ft., 13 ft., and 15 ft., respectively; find the greatest and the least angle.
4. Two angles of a triangle are 36° and 63° , respectively, and the greatest side is 20 ft.; find the remaining parts of the triangle.
5. Two sides of a triangle are 15 ft. and 18 ft., respectively, and the included angle is 105° . Find the third side.

7. AREAS OF TRIANGLES

1. The area of any triangle is equal to $\frac{1}{2} bc \sin A$.



The area of a triangle $= \frac{1}{2} bh$, where b is the side AC , and h the altitude. (Art. 306.)

But $\frac{h}{c} = \sin A$, or $h = c \sin A$.

Substituting this value of h , we have

$$\text{area} = \frac{1}{2} bc \sin A.$$

Similarly it may be shown that

$$\begin{aligned} \text{area} &= \frac{1}{2} ab \sin C, \\ &= \frac{1}{2} ac \sin B. \end{aligned}$$

2. The area of any triangle equals $\sqrt{s(s-a)(s-b)(s-c)}$.

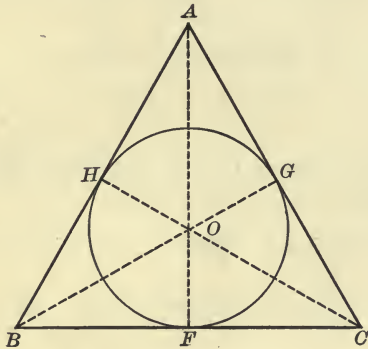
$$\begin{aligned} \text{area} &= \frac{1}{2} bc \sin A, \\ &= \frac{1}{2} bc \cdot 2 \sin \frac{A}{2} \cos \frac{A}{2}. \end{aligned} \quad (\text{Page 425.})$$

But $\sin \frac{A}{2} = \sqrt{\frac{(s-b)(s-c)}{bc}}$, and $\cos \frac{A}{2} = \sqrt{\frac{s(s-a)}{bc}}$.

$$\begin{aligned} \text{Therefore area} &= bc \sqrt{\frac{(s-b)(s-c)}{bc}} \cdot \sqrt{\frac{s(s-a)}{bc}}, \\ &= \sqrt{s(s-a)(s-b)(s-c)}. \end{aligned}$$

8. INSCRIBED AND CIRCUMSCRIBED CIRCLES

1. The radius of the circle inscribed in a triangle equals $\frac{A}{s}$, where A denotes the area of the triangle, and s , half the sum of the sides.



Let O be the centre of the inscribed circle, and OF , OG , OH , radii drawn to the points of contact, and therefore perpendicular to the sides of the given triangle. Join OA , OB , OC .

$\triangle OBC + \triangle OCA + \triangle OAB = \triangle ABC$ whose area is A .

$$\text{Area of } \triangle OBC = \frac{1}{2} OF \cdot BC = \frac{1}{2} r \cdot a.$$

$$\text{Area of } \triangle OCA = \frac{1}{2} OG \cdot CA = \frac{1}{2} r \cdot b.$$

$$\text{Area of } \triangle OAB = \frac{1}{2} OH \cdot AB = \frac{1}{2} r \cdot c.$$

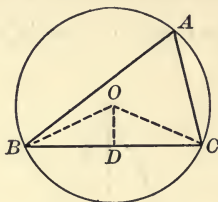
$$\begin{aligned} \text{Therefore } A &= \frac{1}{2} r(a + b + c), \\ &= r \cdot s \end{aligned}$$

$$\text{Therefore } r = \frac{A}{s}.$$

In a similar way it may be shown that for a circle tangent to the side a and to the sides b and c produced,

$$r = \frac{A}{s - a}.$$

2. The radius of the circle circumscribed about a triangle equals $\frac{abc}{4A}$.



Let O be the centre of the circumscribed circle, and OD be drawn perpendicular to the side BC .

Then $\angle BOD = \frac{1}{2} \angle BOC = \angle A$. (Art. 178.)

$$\frac{BD}{BO} = \sin BOD = \sin A,$$

or $\frac{1}{2} a = R \sin A$.

Therefore $R = \frac{a}{2 \sin A} = \frac{abc}{2 bc \sin A} = \frac{abc}{4A}$. (Page 432.)

EXERCISES

1. If the sides of a triangle are 56, 65, and 33 ft., find the greatest angle and the area of the triangle.
2. The sides of a parallelogram are 15 and 17 ft., and one of its smaller angles is 42° . Find its area and the lengths of its diagonals.
3. The sides of a triangular field are 119, 111, and 92 yds. Show that its area is 10 sq. yds. less than an acre.
4. Two angles of a triangle are 42° and 68° , respectively, and the least side is 20 ft. Find its area.
5. The sides of a triangle are 11 ft., 13 ft., and 18 ft., respectively. Find the radius of the inscribed circle.
6. Two sides of a triangle are 21 ft. and 24 ft., respectively, and the included angle is 110° . Find its area.

MENSURATION FORMULAS

In the following table, unless otherwise specified, A denotes the area; a, b, c , the sides of a triangle; b , the base; c , the hypotenuse of a right triangle; r , the radius; d , the diameter; l , the lateral edge; s , the slant height; C , the circumference; P , the perimeter; L , the lateral area; V , the volume.

1. In any parallelogram

$$A = bh. \quad \text{Art. 305}$$

2. In a right triangle $c^2 = a^2 + b^2$. Art. 317

3. In any triangle $A = \frac{1}{2}bh$. Art. 306

$$A = \sqrt{s(s-a)(s-b)(s-c)}. \quad \text{Art. 324, Pg. 432}$$

$$A = \frac{1}{2}bc \sin A. \quad \text{Pg. 432}$$

$$a^2 = b^2 + c^2 - 2bc \cos A. \quad \text{Pg. 429}$$

$$\frac{\sin A}{a} = \frac{\sin B}{b} = \frac{\sin C}{c}. \quad \text{Pg. 428}$$

$$\sin \frac{A}{2} = \sqrt{\frac{(s-b)(s-c)}{bc}}. \quad \text{Pg. 430}$$

4. In a circle $C = \pi d = 2\pi r$. Art. 362

$$A = \frac{1}{2}Cr = \pi r^2 = \frac{1}{4}\pi d^2. \quad \text{Art. 365}$$

5. In a regular polygon

$$A = \frac{1}{2}Pa, \text{ where } a \text{ is the apothem.} \quad \text{Art. 353}$$

6. In a parallelepiped or any prism

$$L = lP,$$

where P is the perimeter of a right section. Art. 479

$$V = hA,$$

where A is the area of the base. Art. 507

7. In a regular pyramid

$$L = \frac{1}{2} Ps,$$

where P is the perimeter of the base.

Art. 512

$$V = \frac{1}{3} hA,$$

where A is the area of the base.

Art. 523

8. In a circular cylinder

$$L = lP,$$

where P is the perimeter of a right section.

Art. 560

$$V = \pi r^2 h.$$

Art. 562

9. In a right circular cone

$$L = \pi rs,$$

where r is the radius of the base.

Art. 577

$$V = \frac{1}{3} \pi r^2 h.$$

Art. 579

10. In a sphere

$$A = 4 \pi r^2.$$

Art. 661

$$A = 720 \text{ spherical units.}$$

Art. 652

$$V = \frac{4}{3} \pi r^3 = \frac{1}{3} Ar.$$

Art. 667

11. In a spherical segment

$$L = 2 \pi r h.$$

Art. 657

$$V = \frac{1}{2} h (\pi a^2 + \pi b^2) + \frac{1}{6} \pi h^3,$$

where a and b are the radii of the two bases.

Art. 674

INDEX TO DEFINITIONS

The numbers refer to pages

- Acute angle, 11.
Adjacent, angles, 8.
polygons, 194.
Altitude, 197, 198, 311, 329.
Angle, 6.
acute, 11.
cosine of, 416.
dihedral, 284.
in an arc, 111.
obtuse, 11.
polyhedral, 296.
reflex, 12.
right, 9.
sine of, 416.
spherical, 380.
straight, 12.
tangent of, 416.
trihedral, 296.
Angles, adjacent, 8.
alternate, 62.
complementary, 67.
supplementary, 11.
of a triangle, 7.
vertical, 8.
Apothem, 239.
Arc of a circle, 100.
length of, 245.
Arcs, similar, 249.
Area, 195, 245, 394.
Axiom, 16.
Axis, of a circle, 372.
Axis, radical, 170.
of symmetry, 88.
Centroid of a triangle, 80.
Chord, of a circle, 100.
of contact, 119.
Circle, 14.
arc of, 100.
centre of, 14.
chord of, 100.
diameter of, 14.
radius of, 14.
secant of, 115.
sector of, 101.
segment of, 101.
tangent of, 116.
Circles, coaxial system of, 170.
concentric, 18.
in contact, 130.
Circular, cone, 361.
cylinder, 354.
Circumference of a circle, 244.
Circumscribed figure, 119.
Closed surface, 310.
Coaxial circles, 170.
Commensurable magnitudes, 141.
Common tangents, direct and in-
verse, 133.
Concentric, circles, 18.
spheres, 370.
Concurrent lines, 79.

- Concyclic points, 114.
 Cone, 361.
 frustum of, 365.
 right circular, 362.
 Conical surface, 361.
 Conjugate arcs, 101.
 Contact, chord of, 119,
 circles in, 130.
 Continued proportion, 152.
 Continuity, principle of, 125.
 Converse theorems, 32.
 Corollary, 35.
 Corresponding angles, 62.
 Cosine of an angle, 416.
 Cube, 317.
 Cylinder, 354.
 right circular, 354.
 Cylindrical surface, 353.
- Decagon, 233.
 Diagonal, 71.
 Diagonals, principal, 252.
 Diameter, 14.
 Dihedral angle, 284.
 plane angle of, 285.
 Distance from a point, to a straight
 line, 53.
 to a plane, 275.
 Dodecagon, 233.
 Dodecahedron, 311.
- Equilateral triangles, 22.
 Extreme and mean ratio, 177.
 Extremes, 149.
- Figure, circumscribed, 119.
 closed, 13.
 inscribed, 111.
 plane, 5.
 rectilinear, 13.
 solid, 263.
- Figures, identically equal, 9.
 isoperimetric, 228.
 symmetrical, 88.
 Frustum, of a cone, 365.
 of a pyramid, 328.
- Great circle, 371.
- Harmonic division, 186.
 Hexagon, 233.
 principal diagonals of, 252.
 Hexahedron, 311.
 Homologous sides, 30.
 Hypotenuse, 44.
- Icosahedron, 311.
 Incommensurable magnitudes, 141.
 Indirect proof, 47.
 Inscribed figure, 111.
 Inverse points, 88.
 Isoperimetric figures, 228.
 Isosceles, triangle, 22.
 trihedral angle, 302.
- Length of an arc, 245.
 Limit, 147.
 Line, oblique to a plane, 266.
 parallel to a plane, 266.
 perpendicular to a plane, 266.
 straight, 3.
 Line-segments, 3.
 Lines, concurrent, 79.
 parallel, 61.
 perpendicular, 9.
 skew or gauche, 271.
- Locus, 50.
 Lune, 395.
 angle of, 395.
- Magnitude, 16.
 Maximum value, 111, 226.

- Mean proportional, 152.
 Means, 149.
 Measure, 140.
 Median of a triangle, 79.
 Minimum value, 111, 226.
 Multiple, 140.

 Octagon, 233.
 Octahedron, 311.
 Orthocentre of a triangle, 83.

 Parallel, lines, 61.
 planes, 266.
 Parallelepiped, 317.
 rectangular, 317.
 right, 317.
 Parallelogram, 74.
 altitude of, 197.
 Pentagon, 233.
 Pentahedron, 311.
 Perimeter, 79.
 Perpendicular, to a line, 9.
 to a plane, 266.
 Plane surface, 4.
 Points, concyclic, 114.
 inverse, 88.
 Polar spherical triangles, 387.
 Poles of a circle, 372.
 Polygon, 71, 73.
 convex, 71, 73.
 diagonal of, 71.
 opposite sides of, 72.
 perimeter of, 79.
 regular, 233.
 spherical, 382.
 Polygons, adjacent, 194.
 mutually equiangular, 161.
 similar, 161.
 Polyhedral angle, 296.
 Polyhedral angles, symmetrical, 297.
 Polyhedron, 310.
 circumscribed, 378.
 Polyhedron, convex, 310.
 inscribed, 378.
 regular, 342.
 Polyhedrons, similar, 339.
 Postulate, 15.
 Principle of continuity, 125.
 Prism, 311.
 truncated, 315.
 Problem, 17.
 Projection, 212, 292.
 Proportion, 149.
 Pyramid, 328.

 Quadrant, 372.
 Quadrilateral, 73.

 Radical axis, 170.
 Radius, 14.
 Ratio, 142, 144, 148.
 extreme and mean, 177.
 Rectangle, 74.
 Regular polygon, 233.
 apothem of, 239.
 centre of, 239.
 radius of, 239.
 Regular pyramid, 328.
 slant height of, 328.
 Regular polyhedron, 342.
 Rhombus, 74.
 Right angle, 9.
 Right triangle, 44.
 Right circular, cone, 362.
 cylinder, 354.
 prism 311.

 Scalene triangles, 22.
 Secant of a circle, 115.
 Section of a surface, 310.
 Sector, of a circle, 101.
 of a sphere, 406.
 Segment, of a circle, 101,
 of a sphere, 401.

- Semicircle, 101.
- Similar, arcs, 249.
 polygons, 161.
 polyhedrons, 339.
 sectors, 250.
 segments, 249.
- Sine of an angle, 416.
- Sphere, 370.
- Spherical, angle, 380.
 excess, 391.
 polygon, 382.
 pyramid, 406.
 sector, 406.
 segment, 401.
 triangle, 382.
 unit of surface, 397.
- Square, 74.
- Surface, closed, 310.
 conical, 361.
 cylindrical, 353.
 plane, 4.
- Symmetrical, figures, 88.
 polyhedral angles, 297.
 spherical triangles, 384.
- Symmetry, axis of, 88.
- Tangent, of an angle, 416.
 to a circle, 116.
 to a cone, 362.
- Tangent, to a cylinder, 355.
 to a sphere, 375.
- Tangents, common, direct and in-
 verse, 133.
- Tetrahedron, 311.
- Theorem, 17.
- Third proportional, 152.
- Transversal, 62.
- Trapezium, 74.
- Trapezoid, 74.
 isosceles, 77.
- Triangle, 5.
 altitude of, 198.
 centroid of, 80.
 equilateral, 22.
 isosceles, 22.
 median of, 79.
 right, 44.
 scalene, 22.
 spherical, 382.
- Trihedral angle, 296.
 isosceles, 302.
- Truncated, prism, 315.
 pyramid, 328.
- Vertex, 5, 71, 310.
- Volume of a polyhedron, 315, 324.
- Zone, 401.

UNIVERSITY OF CALIFORNIA LIBRARY
BERKELEY

Return to desk from which borrowed.
This book is DUE on the last date stamped below.

NOV 29 1947

SEP 10 1949

17 Aug '53 PW

Cason

SEP 17 1953

SEP 10 1953 LU

10 Oct '53 B M

OCT 10 1953 LU

6 May '55 KW

MAY 6 1955 LU

26 Feb '60 CT

REC'D LD

FEB 16 1960

YB 17294

918229

QA 453
H6

THE UNIVERSITY OF CALIFORNIA LIBRARY

