




QK349

.04

1907



~~2577~~

200

~~255~~

2414



FIRST BOOK

OF

INDIAN BOTANY.



FIRST BOOK  
OF  
INDIAN BOTANY

BY  
DANIEL OLIVER, LL.D.

EMERITUS PROFESSOR OF BOTANY IN UNIVERSITY COLLEGE, LONDON, AND  
LATE KEEPER OF THE HERBARIUM AND LIBRARY OF THE ROYAL GARDENS, KEW

WITH NUMEROUS ILLUSTRATIONS

London  
MACMILLAN AND CO., LIMITED  
NEW YORK : THE MACMILLAN COMPANY

1907

*All rights reserved*



.04

1907

RICHARD CLAY AND SONS, LIMITED,  
BREAD STREET HILL, E.C., AND  
BUNGAY, SUFFOLK.

*First Edition*. 1869. *Reprinted (with corrections)* 1881, 1885. *With alterations* 1889, 1892, 1897, 1901, 1907



## PREFACE

THIS little book is, in substance, my "Lessons in Elementary Botany" adapted for use in India.

But in preparing it, I have had in view the want, often felt, of some handy *résumé* of Indian Botany, which might be serviceable not only to residents in India, but also to any one about to proceed thither, desirous of getting some preliminary idea of the Botany of that country.

I might have entitled the book "Illustrations of Indian Natural Orders of Plants;" but as the same chapters, with necessary alterations, on the Elements of Structural and Physiological Botany are prefixed to the systematic part which I originally drew up for my previous work, the whole thing seems to me tolerably suited to serve as a "First Book of Indian Botany."

My chief difficulty has been in the selection of suitable Types to illustrate the Natural Orders on the plan of the late Professor Henslow. In a book for use in Britain

there is no difficulty on this head, for so many plants are pretty uniformly dispersed over our limited area, that nearly every Type-species is within reach throughout our islands. But in India the case is very different. Few easily recognisable species have a sufficiently general distribution, or, if they have. it often happens that some exceptional peculiarity of structure unfits them for service as typical examples of any group. One consequence of this difficulty is, that I have been obliged to use, in some cases, garden plants which are widely cultivated in India, although not actually indigenous there, in preference to native species. For example, in the large Order Compositæ I have preferred the Mexican *Zinnia*, so generally grown in Indian gardens, to any native species; and the Chinese *Dendrobium nobile* to any Indian species of the great Orchid Family. This latter is perhaps unfortunate. There are a few wild Indian Orchids with a wide distribution, but they are either difficult of recognition by those not accustomed to botanical pursuits, or unfitted in some other way to serve my purpose. However, in such cases as these I have nearly always introduced cuts, drawn by Mr. Fitch, which I trust may partially substitute the actual specimens, if these be not obtainable.

In writing out this little work, I have been greatly indebted to Dr. Hooker, and to the late Dr. T. Thomson,

of Kew, for many useful hints, especially concerning the selection of illustrative Type-species. Dr. Thomson and Mr. Edgeworth have also very kindly given me much help in introducing some local or native names of commoner species; a matter upon which I have no personal knowledge.





# CONTENTS.

## PART I.

### *THE ELEMENTS OF STRUCTURAL AND PHYSIOLOGICAL BOTANY.*

#### CHAPTER I.

	PAGE
OF THE ROOT, STEM, AND LEAVES . . . . .	1

#### CHAPTER II.

WHAT THE ROOT, STEM, AND LEAVES HAVE TO DO . . . . .	17
--	----

#### CHAPTER III.

FURTHER DETAIL AS TO THE LEAVES OF THE FLOWER . . . . .	23
---	----

#### CHAPTER IV.

COMMON FLOWERS TO COMPARE WITH THE FLOWER OF THE ORANGE . . . . .	28
--	----

#### CHAPTER V.

EXAMINATION OF COMMON PLANTS CONTINUED AS BEFORE . . . . .	47
--	----

## CHAPTER VI.

	PAGE
HOW TO FILL UP THE SCHEDULES . . . . .	62

## CHAPTER VII.

THE VARIOUS ORGANS AND THEIR MODIFICATIONS . . . . .	66
--	----

## CHAPTER VIII.

THE MINUTE STRUCTURE AND VITAL PROCESSES OF PLANTS . . . . .	106
--	-----

## PART II.

*FIRST BOOK OF INDIAN BOTANY.*

## CHAPTER I.

CLASSIFICATION OF PLANTS . . . . .	123
------------------------------------	-----

## CHAPTER II.

SYNOPSIS OF THE MORE IMPORTANT NATURAL ORDERS OF INDIAN FLOWERING PLANTS . . . . .	130
---	-----

## CHAPTER III.

EXAMINATION OF TYPICAL SPECIES OF THE PRINCIPAL NATURAL ORDERS OF INDIAN FLOWERING PLANTS . . . . .	146
--	-----

*CONTENTS.*

x1

CHAPTER IV.

	PAGE
FLOWERLESS OR CRYPTOGAMIC PLANTS . . . . .	342

CHAPTER V.

HOW TO DRY PLANTS . . . . .	363
-----------------------------	-----

APPENDIX.

I.—HOW TO DESCRIBE PLANTS, WITH EXAMPLES . . . . .	369
II.—LIST OF SOME WORKS ON INDIAN BOTANY, TO WHICH REFERENCE MAY BE MADE FOR DETAILED INFORMATION	377
INDEX . . . . .	381.



## PART I.

### *THE ELEMENTS OF STRUCTURAL AND PHYSIOLOGICAL BOTANY.*

#### CHAPTER I.

##### OF THE ROOT, STEM, AND LEAVES.

1. The Root.—Its form and general structure : it penetrates the soil ; is colourless ; irregularly branched ; destitute of leaves ; and its extremities are sheathed.
2. The Stem.—It ascends ; is coloured ; bears leaves and branches at definite points ; the extremities are not sheathed, but give off, successively, rudiments of leaves.
3. Foliage-leaves.—They are borne by the stem only. “Radical” and “cauline” leaves : thin, coloured green, consisting of a horizontally expanded blade with, or without, a petiole.
4. Flowers consist of leaves. The peduncle. Suppression of internodes in flowers. The receptacle of the flower.
5. The Sepals ; forming the calyx.
6. The Petals ; forming the corolla.
7. The Stamens ; bearing anthers which contain pollen-grains.
8. The Carpels. Ovary and ovules ; style ; stigma.
9. The ovary persists after the other parts of the flower fall away. The Fruit ; seed ; embryo and its parts.
10. A summary of the parts examined.

GATHER, first of all, a specimen of any common annual weed. It does not signify for our present purpose which you gather, provided it have a branching root, a distinct stem, and stalked leaves. Never mind the flower just at

present. In gathering the specimen take it up carefully, so that the root may be uninjured.

Proceed to examine your plant.

1. Observe the Root, noting in what respects it differs from the parts which grow above ground. It consists of numerous fibres, or of a principal central root tapering downwards and giving off irregularly many thread-like fibrils. It is destitute of the green colouring of the stem and foliage, being pale, or nearly white : it bears neither buds nor leaves, and from its direction it appears to have avoided the light.

If you can find the tip of one of the root-fibres uninjured, cut it off and examine it minutely with your magnifying glass. In case you have not the means of examining it with a high magnifier, you will find Fig. 1 a sufficiently correct representation of it, divided through the middle and magnified many times.

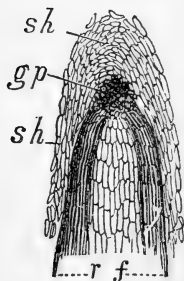


FIG. 1. Longitudinal section through the extremity of a Root-fibre, magnified. — *gp*, growing point ; *sh*, sheath ; *rf*, root-fibre.

The point which I want you particularly to note is this :—The extremity of the fibre is covered by a closely-fitting sheath, protecting the actual growing point, which is hidden immediately within the end of the sheath, to which it is directly joined. This protecting sheath is being constantly renewed at its inner

side by the “growing point ;” so that as the outer layers become worn or withered by forcing a way through the soil and pebbles, they are constantly replaced by inner layers which take their turn, replace them, and then die, to be in like manner replaced by fresh inner layers derived from the “growing point” so long as the root continues to live and to lengthen.

You will find then that the root avoids the light ; that it is pale or nearly white ; that its fibres give off irregularly numerous delicate thread-like branches (fibrils) ; that it is destitute of buds and leaves, and that the tips of the root are protected by cellular sheaths.

## 2. Now examine the STEM.

You observe, at once, that the stem rises above the ground, seeking rather than avoiding the light. It may either be firm and erect, or weak and trailing. Unlike the root, it is coloured more or less green, and not being usually woody, we may speak of it as *herbaceous*. It bears several foliage-leaves arranged on different sides of the stem, the lower ones usually springing in a tuft from its base—at least while the plant is young. The upper foliage-leaves are nearly always arranged singly or in pairs on the stem, although sometimes the only foliage-leaves of annual plants spring in a tuft apparently from the root.

If we examine the growing point of a young stem under a magnifying glass, carefully dissecting away the leaves which surround it, we shall find that to the very apex it continues to give off successively minute lateral prominences, which are the rudiments of leaves, either of foliage-leaves or of flower-leaves, for they both originate upon the stem in the same way, though they soon become different, both in their arrangement, form, texture, and colour. In no case does the stem terminate in a cellular sheath like that which protects the tips of the root.

At the extremity of the principal stem of your plant, if fully grown, or upon certain of its branches, you find a tuft of coloured leaves forming a flower.

The branches spring from points where foliage-leaves are given off from the stem ; each branch occupying the angle (called the *axil* of the leaf) which the leaf makes with the

stem. The branches may either resemble the primary stem from which they are given off, or they may differ in the kind of leaves which they bear, in the length of the intervals between their leaves, or otherwise.

The stem, we find, rises above ground; it is usually coloured green, and is herbaceous in texture; it bears foliage-leaves and flowers.

3. FOLIAGE-LEAVES.—I use the term foliage-leaves at present simply in order to avoid confusion with the leaves of which flowers are composed. It is not necessary you should always call them so, but it *is* necessary that you thoroughly understand that, speaking generally, whatever is borne by the stem and its branches is a *leaf of some kind*, whether it be green, as are foliage-leaves, or coloured, as are flower-leaves.

We have already remarked that the lowest leaves often *seem* to spring from the root. When this is the case these leaves may be called *radical* leaves. They really spring from a portion of the stem, which is more or less buried underground, giving off root-fibres below and radical-leaves from above. This portion of the stem in herbaceous plants which last more than a season or two is called the *stock*. The upper leaves, obviously springing from the stem, may be described as *cauline*.

The point on the stem from which any leaf is given off is called a *node*; the space between two nodes is called an *internode*. It is owing to the non-development of the internodes of the lower part of the stem or of the stock that the leaves which it bears appear to be given off in a tuft.

Each leaf consists of stalk and blade, or of blade only; the stalk supporting the blade is called a *petiole*. Leaves which consist of blade without any stalk are termed *sessile*. The same word is used of any part of a plant to denote the



absence of a stalk, whether that stalk be a petiole (which is the stalk of a foliage-leaf only) or not.

The blade may be entire, or more or less divided into *segments*, or into separate pieces called *leaflets*. All the foliage-leaves have the blade spread out more or less horizontally, and they are all coloured green. They may be *hairy*, or *glabrous*, that is, destitute of hairs.

We find, then, the foliage-leaves to be borne by, and around, the stem ; they are thin, coloured green, and consist of petiole and blade, or of blade only : the blade being spread out horizontally. We now come to the examination of the—



FIG. 2. Orange (*Citrus Aurantium*).

4. FLOWER ; and as the structure of the flower varies very much in different kinds of Indian annual weeds, it will be

needful for us to select some well-known plant which we can speak of by name, so that we may avoid misunderstanding.

Perhaps we cannot do better than take, first, the ORANGE-FLOWER, or the flower of one of its near allies, the Citron, Shaddock, or Lemon. The structure of the flowers of the latter is so similar to that of the flowers of the Orange, that any of them will do. As the leaves of which the flower consists are smaller than foliage-leaves, and very different from them in form, colour, and arrangement, it will be necessary that you be very careful in your observations, making sure that you thoroughly understand every stage of your progress.

The flower, observe, is borne upon a very short branch, which serves as a flower-stalk, and which is distinguished as the *peduncle* of the flower. Before proceeding to dissect (to separate carefully into its pieces) a flower, select one that has just opened, and which has lost none of the parts which it possessed while still a *bud*; that is, before it expanded.

Observe, first, that all the coloured leaves which form the flower are apparently arranged upon the very extremity of the little branch which serves as a flower-stalk. The internodes which separate the upper foliage-leaves of the stem cease, or are *suppressed*, in the flower, so that all the parts are in close juxtaposition. This is characteristic of flowers. The top of the flower-bearing branch, from which the flower-leaves collectively spring, is called the *receptacle*, or *floral receptacle*.

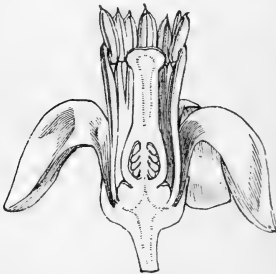


FIG. 3. Vertical section of the Flower of the Orange.

5. Proceed next to note that the lowest and outermost part of the flower consists of a little cup with about five minute teeth upon its margin. These minute teeth indicate—as we shall become well assured as our experience widens—the number of leaves which are united to form the cup, each tooth answering to the tip of one of the little cohering leaves. These leaves are singly termed the Calyx-leaves, or *Sepals*, and together they form the *Calyx* of the flower, whether united, as in the Orange, or wholly separate, as in many common plants at hand in every garden. In the Orange the calyx remains after flowering, and may still be found even when the fruit is ripe. Such a calyx is said to be *persistent*.

We shall find it convenient to distinguish between a calyx which consists of separate calyx-leaves or sepals, and a calyx in which they are united more or less, terming the former *polysepalous*,<sup>1</sup> the latter *gamosepalous*. The calyx of the Orange is gamosepalous.

6. Immediately inside the calyx are normally five erect or slightly curved-back, separate, white, and wax-like leaves. These also are arranged in a whorl, and they are singly placed opposite to the intervals between the teeth of the calyx, not opposite to the teeth (sepals) themselves. Singly, they are the *Corolla-leaves* or *Petals*; together they form the *Corolla* of the flower. The petals being free, the corolla is *polypetalous*; being equal in size and form, it is also *regular*.

Unlike the calyx, the corolla falls away early, and hence may be described as *deciduous*.

<sup>1</sup> This prefix (*πολύς*, many) is used when applied to *sepals* and *petals*, to denote that the sepals or petals are *free* rather than that they are actually *many* in number. Usually there are not more than three, four, or five sepals or petals in a flower.

7. In the examination of the rest of the flower much nicety is required. Having stripped off the calyx and petals singly, and laid them aside, proceed to the third series of flower-leaves. These are very different in form and structure from both sepals and petals. They consist each of a lower stalk-like portion, bearing an upper, somewhat thickened, oblong, and grooved head. This stalk is termed



FIG. 4. Four Stamens of the Orange, three of which are united by their filaments.

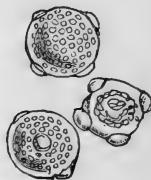


FIG. 5. Three Pollen-grains of the same.

the *filament*, the oblong head which it supports, the *anther*; and the filament and anther together constitute a *Staminal leaf* or *Stamen*. The stamens of the Orange are a little shorter than the petals. As they are united to each other by their filaments into sets of variable numbers, they are said to be *polyadelphous*.

The anther we must examine more closely. We have already observed that there is a groove up the *back* (outer side), and another, less distinct, along the *face* (inner side). These grooves divide the anther into two *lobes*, right and left. If the anther be ripe, each of these lobes will split open near the edge, allowing certain fine powdery granules which it contains to be easily removed by insects or otherwise. These granules are essential to the flower as well as

to the stamen, so we must carefully examine them under a microscope. Fig. 5 shows them highly magnified. We find that they are distinct globular cells, with minutely granular contents. The fine powder is the *pollen*, and each of its globular cells is a *pollen-grain*.

Remove all the stamens, noting that they are, like the leaves of the corolla and calyx, inserted directly upon the floral receptacle, and immediately underneath the central organ of the flower. Such being the case, they are technically described as *hypogynous*.

8. You have now left in the centre of the flower, slightly raised upon a thickened cushion or ring, called the *disk*, the germ of the future fruit. If the lower part be cut across, you find it to be divided into a number of small cavities, radiating from the centre, each cavity containing the minute rudiments of future seeds. If you take the pains to count the number of cavities (you will probably find them about ten; they vary from seven to fifteen), you will ascertain the number of leaves which are united to form this central organ of the flower, which we shall speak of as the *pistil*. But how am I to convince you that the pistil is really composed of united leaves? It would not be easy to make this clear without reference to some other flower in which the pistil is of much simpler structure than in the orange-flower, so that I must ask you to lay it aside for a short interval while we examine the pistil of some pea-flower. Take the flower of the common Field or Garden-pea itself, or of a Scarlet-runner or Haricot, of Lablab, Chick-pea, Sunn-hemp, or Indigo. Any of them will serve, and one or another



FIG. 6. A longitudinal section of the Pistil of Orange, showing the interior of the ovary, with ovules, and style thickened upwards into the stigma.

cannot fail to be at hand. Let us suppose that you have gathered a flower of the Common Pea. The other plants with pea-flowers differ from it but slightly so far as the pistil is concerned.

The calyx, you observe, is deeply five-toothed, indicating that it is composed of five sepals, as in the orange. As the sepals are united below, the calyx is gamosepalous. The corolla consists of five petals, the uppermost of which is much larger than the rest; so that the corolla is said to be *irregular*. The same term is applied to any corolla or calyx the parts of which are unequal in size or form.



FIG. 7. Section of Flower of Garden Pea.



FIG. 8. Diadelphous Stamens of same.

Remove the petals carefully, especially the two lower ones, which are united below by their edges into a boat-shaped sheath called the *keel*. The keel encloses the stamens, which in the Pea are, excepting one, united by their filaments into a sheath, which is split open along the upper side. The single separate stamen is on the upper side of

the sheath next to the large petal. Stamens united thus by their filaments into two sets are said to be *diadelphous*.

Carefully cut away the stamens, and the central organ of the flower, the pistil, remains, corresponding to the pistil of the Orange. Cut across with a sharp knife in its thickest part, you find that it contains but a single cavity, and that the minute rudiments of the future seeds are arranged in a line upon the inner angle of the cavity. These minute rudiments of the seeds are called, in their present stage, the *ovules*, and the hollow leaf which contains and protects them is called a carpellary leaf, or *carpel*; the lower, hollow part, containing the ovules, being distinguished as the *ovary*.



FIG. 9. Pistil of Common Pea, enlarged. The minute stigma occupies the outer notch immediately within the apex of the bearded style.

The carpel is prolonged beyond the ovary into a long, slightly flattened, up-curved tip, bearded with a row of short hairs along its inner face. At the oblique apex immediately beyond the hairs is a minute naked projection, not discernible without care, with a soft and cellular surface upon one side.

This cellular surface is termed the *stigma*. It is invariably present, and usually much more conspicuous than it is in the Pea. The stigma does not rest immediately

upon the top of the ovary in the pistil of the Pea, but it is separated from it by a distinct stalk, abruptly narrowed where it joins the ovary. This stalk supporting the stigma is called the *style*. In many plants the stigma is without a stalk, and rests upon the top of the ovary. When this is the case, it is described as being *sessile*. In the Pea, then, we have a pistil consisting of a single carpellary-leaf answering to a foliage-leaf, a calyx-leaf, a corolla-leaf or a staminal-leaf, but differing from each of these in having the margins curled in and united about half of its length, so that it becomes hollow, and suited to protect the delicate seed-buds (ovules) which are borne inside upon its united margins.

Suppose, now, that instead of a single carpellary-leaf in the flower, there were ten or fifteen of them arranged in a close ring around the centre. The inner angle (that is, the angle turned towards the centre of the flower) of each carpel would correspond to the line of union of the edges of the same carpel, and upon this inner angle the ovules would be attached. If we suppose, further, all of these carpels to cohere together into a single organ, we should have a pistil similar to that of the orange-flower. The main difference between the pistil of the Pea and that of the Orange is simply this: that in the former the pistil consists of a single carpel, in the latter of a number of cohering carpels. A pistil consisting of a single carpel, or of two or more carpels which do not cohere, is said to be *apocarpous*. A pistil consisting of two or more carpels cohering, though the extent of their union be ever so slight, is said to be *syncarpous*. The pistil of the Pea is apocarpous; that of the Orange is syncarpous. In each of them we have an ovary—in the former one-celled, in the latter many-celled—style, and stigma.



As the pistil in the Orange is wholly free from the calyx, it (or rather the ovary) is said to be *superior*.

9. Gather now another orange-flower; one in a more advanced state, with the petals and stamens all fallen away, and only the pistil remaining. The pistil here is passing into FRUIT. The style and stigma have withered up more or less, and probably fallen away altogether, leaving a scar on the top of the enlarged ovary, which has now become an "orange." In the ripe orange, as in the pistil at the time of flowering, the carpels continue to cohere, and their thin membranous sides divide the fruit into many *cells*. The principal change is due to the great increase in size of the ovary, to the formation of a quantity of juicy acid pulp in its cells, and to the development of the ovules into perfect *seeds*, one or more of which you may usually find in each cell of the fruit.

If we cut a ripe, plump seed right through lengthwise, we shall find that it consists of a tough, horny coat, the *testa*, enclosing one, or often two or more crumpled *embryos*, the germ of future orange-trees. It is so difficult to understand the structure of the embryo in the seed of the Orange, owing to the exceptional circumstance (which, however, is the rule in the Orange) of its containing more than one embryo, that we shall be obliged to go back to the Pea, or some other pea-flower, the seeds of which contain but a single embryo. Take a Pea, and, if hard, soften it by soaking it overnight, or by boiling it for a few seconds, so that you may strip off the testa enclosing the embryo. But before doing so, observe, first, the black spot on the side of the seed. This indicates the part by which the seed was attached to the fruit-carpel (*pericarp*) in which it was enclosed; it is the scar left on its separation from it. It is called the *hilum*. On careful examination you may

observe at one end of the hilum a very minute aperture through the skin of the seed. You may find it by squeezing the soaked seed, when moisture issues from it. This is the *micropyle*; it answers to the micropyle of the ovule (see page 26). Generally, in ripe seeds, it is obliterated, or too minute to be observed.

As soon as the testa is removed, you find that its entire contents easily separate into halves, each half being plane on the inner face, and rounded on the outer. Observe, also, that these halves or lobes are hinged together at one side. Separate the lobes carefully, and you may observe upon the margin of the inner face of one of the lobes, close by the hinge, a rudimentary bud and root. You find, then, enclosed by the testa, (1) one pair of large seed-leaves;

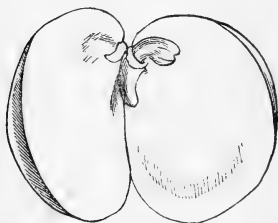


FIG. 10. Embryo of Pea with the cotyledons laid open, showing the curved plumule and radicle.

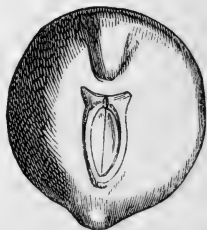


FIG. 11. Seed of same before removal of the testa, showing the hilum and ridge above indicating the position of the radicle inside.

(2) a bud with minute, rudimentary foliage-leaves; and (3) the rudiment of a root. Nothing more. These parts are indicated in the cut, which shows the seed-leaves with their inner faces exposed. The seed-leaves are called *cotyledons*. To the right is the bud of the stem, slightly curved inwards, called the *plumule*; and, pointing downwards, the rudiment of the root, called the *radicle*: the extremity of the

radicle invariably nestles immediately within the micropyle. The seed-leaves, or cotyledons, of the Pea are opposite ; so we have an embryo with a *pair* of cotyledons, or a *Dicotyledonous* embryo.

Sow, if you please, a few peas, or a few orange-pips. Under favourable circumstances they will germinate, and grow up into plants similar to their parents.

10. Before we proceed to future chapters, in which we shall inquire into the relation of the various parts of the plant to each other, into the office or *function* which each is intended to perform, and the relation which the organs of other plants bear to the organs of the common species just examined, let us recapitulate the different parts which we have observed thus far. If there be any part which has not been clearly made out, make a point of understanding it before proceeding further.

We have, first, a ROOT, which descends into the soil, gives off fibrils irregularly, and is pale-coloured ; the fibres have their extremities sheathed, and, as they do not give off the rudiments of leaves, the root is leafless. It is at first directly continuous with, and appears to pass into, the stem ; but in plants which are fully grown, the original root is usually supplemented by other root-fibres which are given off from the bottom of the stem.

The STEM ascends, bears foliage-leaves, from the axils of some of which branches usually spring ; it is coloured green more or less, and either itself terminates, or certain of its branches, in a tuft of coloured leaves forming the flower.

Root and stem, therefore, we find opposed to each other in the directions which they respectively take, as well as in several important points of structure. Together they may be regarded as constituting the *axis* of the plant ; the root being the *descending*, the stem the *ascending* portion of the

axis. Upon the ascending axis all the leaves, both foliage and flower-leaves, are arranged. The plant thus consists of *axis* and *appendages*.

LEAVES.—These, we have found, are of five different kinds. First are the radical and cauline

(1) *Foliage-leaves*, called simply LEAVES.<sup>1</sup>

Then come the FLOWERS, terminating the stem or its branches, consisting of—

(2) *Calyx-leaves*, called SEPALS.

(3) *Corolla-leaves*, called PETALS.

(4) *Staminal leaves*, called STAMENS.

(5) *Carpellary leaves*, called CARPELS.

<sup>1</sup> In many plants we may distinguish two modifications of the leaf below the flower-leaves, besides the green foliage-leaves, but it is not important to distinguish these at present.

## CHAPTER II.

### WHAT THE ROOT, STEM, AND LEAVES HAVE TO DO.

1. The plant fades. Why? Experiment shows that it is because water is withheld.
2. The root an absorbing organ.
3. Water is exhaled from the leaves. Transpiration. Absorption.
4. Other substances, besides water, are absorbed. The ash, and inorganic constituents of plants.
5. The organic compounds of carbon, oxygen, hydrogen, and nitrogen.
6. Ternary and quaternary compounds of these elements are in contrast.
7. Source of carbon in carbonic acid.
8. Liberation of oxygen by plants under the influence of sunlight. Assimilation.
9. Source of nitrogen.
10. Processes of absorption, transpiration, assimilation, and respiration, performed by "organs of nutrition," viz. the root, stem, and leaves.

1. By this time the weed which you gathered has probably faded; the leaves, now become soft and flaccid, are drooping, and the stem has lost much of its stiffness. How is this?

If the specimen be not quite withered, plant it again in the soil, and cover it with a flower-pot; or better and more easily done, put the root in water, and place the whole in a cool, shaded place for a few hours. We shall anticipate

matters and suppose that this has been already done, and that you tried the experiment in this way upon three distinct specimens. No. 1 you left lying upon the table. No. 2 was placed with its root in water. No. 3 was hung upside down, with a flower or leaf in water, the roots in the air

The general result of your experiment will be as follows :—After the lapse of a few hours, No. 1 will be, as we have already found, faded ; No. 2 will be nearly unaltered ; No. 3 will be partially faded, the parts out of water especially. Hence we may gather that water supplied to the specimens prevents them from fading, especially if it be supplied to the root. On the other hand, if water be withheld, they fade.

2. If we take now the faded specimen first described and put its root in water, and leave it for a few hours in a cool, shaded room, we shall probably find, unless it be irretrievably withered, that it freshens more or less ; the leaves and stem become firmer and more nearly like their original state.

This experiment shows us, further, that water supplied to a fading plant enables it to recover.

Reflecting upon these experiments, we shall be led to the following conclusions :—

- i. That water evaporates from the exposed surface of plants.
- ii. That fresh supplies are taken into the plant by the root.
- iii. That the stem serves to convey this water-supply from the root to the leaves.

3. We may now try another simple experiment, devised by Professor Henslow, which shows that exposure to direct sunlight, as well as dryness of the air, has to do with this

evaporation of water from the leaves. Take six or eight tolerably large, healthy leaves with petioles an inch or two in length ; two tumblers filled to within an inch of the top with water, two empty dry tumblers, and two pieces of card, each large enough to cover the mouth of a tumbler. In the middle of each card bore three or four small holes just wide enough to allow the petiole of a leaf to pass through. Let the petioles hang sufficiently deep to dip into the water when the cards are put upon the tumblers containing it. Having arranged matters thus, turn the empty tumblers upside down, over each card, so as to cover the blades of the leaves. Place one pair of tumblers in the sunshine, the other in a shady place. In five or ten minutes examine the inverted tumblers. That exposed to the sun you will find already lined with dew on its cool side, while that kept out of the sun is still nearly or quite clear. It is manifest, therefore, that evaporation from the leaves must be not only rapid, but considerable in amount when plants are exposed to the sun or a dry atmosphere.

This exhalation of vapour from the surface of plants is termed *transpiration*. A correct understanding of the process explains how it is that plants growing in parlours are apt to become faded even when watered, because the taking up of water (termed *absorption*) by the roots cannot keep pace with the transpiration from the leaves, owing to the rapid evaporation excited by the dryness of the air. Since the specimen No. 3, experimented upon at the beginning of the present lesson, faded, notwithstanding the immersion of some of its leaves, it is clear that the root is the part which performs the office of absorption principally.

Every part of a plant or animal appropriated to a distinct purpose or function is termed an *organ*. Hence the root may be called the *organ of absorption* of the plant.

4. Now, not only is water absorbed by the root, but also various substances which are dissolved in the water. Hence we find, if we burn a plant carefully, that an *ash* remains, consisting of such of these substances as are not dissipated by heat, which were absorbed in this way, and which had been made use of by the plant, or stored away in its tissues. Of the simple elements known to chemists, about twenty occur in the ash of the plants ; many of these, however, in very minute quantities, and never all in the same plant. Sulphur, phosphorus, potash or soda, lime and silex, are those most generally found.

5. But if we analyse an entire plant, and not the ash only, we shall find constantly present, besides the above, the elements carbon, oxygen, hydrogen, and nitrogen. And these elements are present, there is reason to believe, in every organized being, whether plant or animal, in combinations peculiar to organized beings. Hence they may be called the *organic elements*, in contradistinction to the (mineral) elements found in combinations which are not peculiar to organized beings, and several of which remain in the ash of plants when burnt. The latter may be called the *inorganic elements*.

6. These four organic elements do not exist separately in the plant, but, as we have said, in combination. Thus the carbon is united with oxygen and hydrogen (the two last the elements of water), forming the basis of a series of compounds, called *ternary compounds* because they are composed of three elements. The nitrogen occurs combined with the same three elements, with the addition of sulphur, forming a more complex substance, called *protoplasm*, the medium through which all phenomena of vitality are manifested. And these two series of organic compounds stand in remarkable contrast to each other in the plant,



both in respect of the structures in which they respectively take part, and of function, as we shall point out when we come to speak of the minute structure of plants.

7. We have already explained how water (oxygen and hydrogen) finds access to the plant, as well as the mineral substances which may be held in solution by the water. With regard to the important element carbon, experiments clearly show that it is absorbed in combination with oxygen, as carbonic acid gas, which is soluble in water, and may thus be taken up by the root. Carbonic acid gas also occurs in the atmosphere, and green leaves, under the influence of direct sunlight, possess the power of absorbing it directly from the air.

8. But the most remarkable circumstance attending this absorption of carbonic acid is the liberation of oxygen gas by the leaves, very nearly to the amount absorbed in combination with the carbon of the carbonic acid gas. This liberation of oxygen is most easily shown by taking a few leaves which have been first soaked a day or two in water so as to become saturated, and exposing them, plunged in water containing carbonic acid (as ordinary spring or pump water, in which it is always present), to direct sunlight. Minute bubbles will be given off, under favourable circumstances, in a rapid and continuous stream. These bubbles consist of almost pure oxygen.

This fixation of the carbon and liberation of the oxygen of carbonic acid has been termed vegetable *respiration*, but as the conditions which obtain are the reverse of those characteristic of animal respiration, it may be more correctly spoken of as a part of the process of vegetable *assimilation*.

Repeated experiments have shown that some of the parts of the flower, seeds when germinating, and also plants which are not coloured green, absorb oxygen from the air,

and give off carbonic acid gas. This may be regarded as a respiratory process. It is not improbable that the green parts of plants also may at all times, but especially in the dark, absorb oxygen and give off carbonic acid in the same way, but in these parts the amount of carbon fixed greatly predominates over that which is liberated. The mutual relations, however, of these processes are as yet very imperfectly understood.

9. It is not yet perfectly clear from what immediate source the plant obtains its nitrogen; not that the element is scarce, since it forms four-fifths of the atmosphere, but, the precise state in which it enters the plant, whether uncombined (which is not probable) or in combination, as in ammonia and nitrates, is still a matter of inquiry and discussion among scientific men.

10. The processes which we have briefly described of *absorption*, *transpiration*, *assimilation*, and *respiration*, we find mainly concern the root, the stem, and the leaves. These are the food-providers and preparers of the plant. Hence we call them collectively the *nutritive organs*; the root being, as we have shown, the organ of absorption, the foliage-leaves specially of transpiration, assimilation, and respiration. The stem, when green, assists the leaves in their work; but, speaking generally, it may be regarded merely as the support of the leaves, maintaining their connection with the root.

In our next chapter we shall inquire into the mutual relations and functions of the leaves which compose the flower, deferring further reference to the chemistry of the organs until we speak of their minute structure.

## CHAPTER III.

### FURTHER DETAIL AS TO THE LEAVES OF THE FLOWER

1. Function of the flower-leaves. Organs of reproduction.
2. Sepals and petals do not take part, directly, in the process of reproduction.
3. The function of the stamens. The pollen-grains are transferred to the stigma, and develop pollen-tubes.
4. The ovary of each carpel contains one or more ovules. The structure of the ovule. It contains a large cell which a pollen-tube reaches. An embryo develops in this cell.
5. Deciduous and persistent organs of the flower.
6. Characters are derived from the reproductive organs which form the principal practical basis of classification.

1. WE have already seen in the case of our Orange, that the flower results in a fruit, each division of which, answering to a carpel, usually contains one or more seeds. The seed we found to contain the minute germ of a future Orange plant, which we called the embryo. As it is the special function of all the leaves which compose the flower to contribute to this formation of embryo-containing seeds, by means of which the Orange is enabled to reproduce and multiply its kind, we may term all the parts of the flower *Organs of Reproduction*, in contradistinction to the organs considered in our last chapter, which contribute primarily to the conservation of the individual Orange-tree, and which,

from their functions, are styled, collectively, *Organs of Nutrition*.

2. The four series of leaves of which the flower is composed do not each fulfil the same part in the production of the seed. The corolla and the stamens are deciduous. They fall away, leaving the pistil to mature into fruit. But they do not generally fall until after an important function has been accomplished by the stamens, either of the same flower, or of another Orange-flower.

The two outer series of flower-leaves, the sepals and petals, may be regarded simply as organs designed to protect the smaller and delicate parts which they enclose during their early development ; and perhaps, also, the colour and greater size of the petals may serve to attract insects which, we shall find, have an important work to perform, as aids in securing the formation of good seed. Hence the calyx and corolla are termed the *envelopes* of the flower. As both calyx and corolla are present in the Orange-flower, the envelope of the flower is *double*, or in two series. Hence the flower is termed *dichlamydeous*.

3. The anthers we have observed are divided lengthwise into two lobes, which lobes, after the expansion of the flower, become fissured near their margins, so as to liberate the grains of pollen which they contain. About the time that the anthers open to discharge their pollen, we may observe that the stigma is rough, with microscopic projecting cells which, upon minute examination, we shall find to be slightly moistened. Upon the stigma, after the flower has been open for a few hours in fine weather, there may usually be found a few grains of pollen, which have either reached the stigma by direct contact of the anthers, or by means of some insect visiting the flower in search of honey, and which, unwittingly, conveyed some of the pollen, acciden-

tally adhering to its hairy limbs and body, to the stigma. This transfer of the pollen from the anther to the stigma is highly important. If we separate a few stamens, with their anthers and pollen, and keep them apart from the rest of the flower, or if we remove the pistil in the bud so that stamens only remain within the envelopes, we shall find that they ultimately shrivel and wither up, pollen-grains and all, without undergoing further change. But the case is different with the grains of pollen which reach the stigma. After an interval, varying in different plants from a few hours to several months, we find the pollen-grains begin to grow, and their growth takes place in this way:—

Each grain of pollen, as we have already learnt, is a single cell. These cells almost invariably have a *double coat*, an outer and an inner; and in the outer coat there are frequently thin places, or actual openings here and there,



FIG. 12 a. Diagram representing Pollen-grains upon the stigma of a carpel of *Ranunculus*, which have developed their tubes, reaching to the micropyle of the ovary. The tubes are so delicate that it is impossible to trace them the whole way.



FIG. 12 b. The Stigma magnified, with grains of pollen upon it.

which permit the inner coat to grow through them at one or more points. This growth of the inner coat of the pollen-grain is encouraged by the moisture which bathes the stigma,

so that at length it protrudes, and, like an excessively minute root-fibre, penetrates the substance of the stigma, and passes down through the short style until it reaches the cavity of the ovary. As the changes of which we speak can only be observed under a considerable magnifying power, we shall explain them more clearly by reference to the cut, Fig. 12a, which represents some grains of pollen which have developed tubes reaching into the ovary.

4. The ovary contains several minute seed-buds, the *ovules*; which ovules in the Orange are inverted (*anatropous*). Each ovule consists of a central cone, called the *nucleus* of the ovule, around which central cone is a layer of cells forming the *coat* of the ovule. This cellular coat grows up around the nucleus, and closes over it excepting at the top, where a very minute aperture through the coat is always left. This aperture is called the *micropyle*. Owing to the ovules of the Orange being anatropous, the micropyle is brought close to their point of attachment (*hilum*); and as they are pendulous more or less, it is directed upwards.

By the time that the pollen-tube has reached the cavity of the ovary, certain important changes have taken place in the cells which form the nucleus of each ovule. One cell has enlarged greatly at the expense of its neighbours, so as to occupy a considerable part of the nucleus. This enlarged cell is called the *embryo-sac*, because within it we find the embryo to originate. But this is not until after the pollen-tube has reached the micropyle of the ovule and actually penetrated to the upper end of the embryo-sac, against which it becomes closely applied. Presently, after this contact of pollen-tube and embryo-sac, a membranous cell-wall forms around a condensed segregated portion of the upper part of the embryo-sac, independently of the

membrane of the embryo-sac itself. This new cell by repeated division ultimately develops into the embryo. At the same time, in the lower portion of the embryo-sac, an indefinite number of minute cells, originating usually in the same manner, lay the foundation of the *albumen*, which in the buttercup acquires, and permanently maintains, a relatively large bulk as compared with the embryo, and the ovule then becomes the young seed.

5. We can now understand why the petals and stamens are deciduous. Their function is soon accomplished, and their texture is too delicate to allow them to persist, although the calyx of the Orange, from its firmer texture, remains until the fruit becomes ripe. A calyx or corolla remaining thus attached after the time of flowering is said to be *persistent*.

6. From what we have here described of the functions of the different organs of the flower, the high importance to the plant of their proper performance must be plain. And from the general constancy which the parts of flowers present in their principal features, both in the structure of the several parts and in their relations to each other, in groups of plants which from numerous general resemblances we may reasonably imagine to be *related by descent* (that is, related to each other in the same way that Europeans are more nearly related to each other than they are to the Negro or Indian races, or as fish are more nearly related to each other than they are to birds or reptiles), botanists make use of characters afforded by the organs of the flower and fruit to mark, in words, the principal divisions of the vegetable kingdom. Hence it is desirable, before we proceed to consider the organs which are more subject to variation, that we should acquire a correct notion of the nature of the principal modifications to which the parts of the flower are liable in different plants.

## CHAPTER IV.

### COMMON FLOWERS TO COMPARE WITH THE FLOWER OF THE ORANGE.

1. Common plants are examined, in order to illustrate the more important modifications which they severally present, due, chiefly, to varying conditions of cohesion, adhesion, and suppression of parts.
2. Opium Poppy.
3. Indian Mustard.
4. Rose.
5. Melastoma.
6. Garden Zinnia.
7. Rose Periwinkle.
8. Basil.
9. Grass-cloth Nettle.
10. Willow.
11. Points of agreement in the structure of the plants just examined.
12. These characters are strengthened by other characters derived from the seeds and wood.
13. Germination, and the way in which it takes place in the Pea.
14. Comparison of the seeds of Pea and Castor-oil Plant. Albuminous and exalbuminous seeds.
15. They are both dicotyledonous.
16. No characters are absolute.

1. GATHER flowers of as many of the following common plants as you are able. The accompanying woodcuts must do duty for those which are not in flower, or which happen to be out of reach :—



Opium Poppy ; Indian Mustard or Rape ; any Rose with single flowers ; *Melastoma Malabathricum* ; Garden Zinnia ; Rose Periwinkle (*Vinca rosea*) ; Basil (*Ocimum Basilicum* or *O. Sanctum*, known as Tulsee) ; Grass-cloth Nettle (*Bæhmeria nivea*) ; Willow ; Colocasia Antiquorum, known as Kuchoo, Kachalu, Ghwian, or Kandalla ; Garden Dendrobe (*Dendrobium nobile*) ; any *Dracæna* ; *Crinum asiaticum*, known as Buro-kanoor, Sukh-dursan, or Tolabo ; Wheat.

There are three conditions which play a most important part in modifying the structure of flowers, to which we must direct attention before proceeding. These are *cohesion*, *adhesion*, and *suppression*. The first two terms are used by botanists to denote the union of like (*cohesion*) or of unlike (*adhesion*) parts of the flower. Thus union of sepals with sepals, of petals with petals, of stamen with stamen, of carpel with carpel, is said to be due to *cohesion*, parts of the same whorl or series being concerned. Union of corolla to stamens, or of ovary to calyx, or of stamens to calyx or corolla or to the pistil, is due to *adhesion*, parts of different whorls or series being concerned.

The term *suppression* is used to denote the absence of parts in a flower which, from analogy, we might expect to find. Extended observation shows that the number of sepals, of petals, and of stamens, is, in a large proportion of flowers, the same ; or the stamens may be a multiple—twice or three times as numerous, for example, as the petals or sepals. Thus, when we find that in some flowers the corolla is absent, in others the corolla and stamens, or the corolla and pistil, we speak of such parts of the flower as being suppressed. That this is generally a correct view to take with respect to the absence of organs we find confirmatory evidence in the frequent imperfect or partial development of such organs in plants allied in other points

of structure to those in which they are wholly absent. Sometimes but a single series of organs, either stamens or pistil, constitutes the flower, the three other series being suppressed. Single parts, also, of a series, as a sepal, a petal, &c., when absent, are said to be suppressed.

In the Orange-flower we have neither adhesion nor suppression of parts, but we have cohesion of sepals, of stamens, and of carpels. So that it may be described as with—

*Calyx inferior, gamosepalous (persistent).*

*Corolla hypogynous, polypetalous.*

*Stamens hypogynous, polyadelphous.*

*Pistil syncarpous, ovary superior.*

In the examination of the flowers just enumerated we shall find manifold variety in respect to these conditions of cohesion, adhesion, and suppression.



FIG. 13. Opium Poppy (*Papaver somniferum*).

2. POPPY (*Papaver*).—Either the white-flowered Opium Poppy, or any single scarlet Poppy, or the common introduced weed, the yellow-flowered Mexican Horned-poppy, will serve. It will be needful to gather a bud as well as an expanded flower, whichever may be chosen, because the calyx is thrown off very early by the expansion of the large crumpled petals. Organs thrown off

thus at or before the time of expansion of the flower are

said to be *caducous*. You find the calyx consists of two, or sometimes of three, distinct sepals, inserted outside of and below the other organs of the flower. The corolla consists of four or six free petals. The stamens are very numerous and free. The pistil, like that of the Orange, consists of numerous cohering carpels, as indicated by the lobes or rays of the stigma. In the Horned-poppy the coherent carpels are four to six in number, while in the true Poppies they are indefinite. If the ovary be cut across, there will be found as many projecting plates or lines bearing ovules as there are stigmas, so that the syncarpous character of the pistil cannot be doubted. The Poppy may be described as with—

Calyx *inferior*, and *polysepalous* (*caducous*).

Corolla *hypogynous* and *polypetalous*.

Stamens *hypogynous* and *polyandrous*.

Pistil *syncarpous*, ovary *superior*.

3. INDIAN MUSTARD, or RAPE (*Brassica*).—Either will do. There are four free sepals, four free equal petals and six free stamens, of which four are long and two short (hence called *tetradynamous*). The slightly two-lobed stigma indicates the syncarpous condition of the pistil, which is regarded as consisting of, at least, two coherent carpels. The flower of Mustard or Rape may be described—

Calyx *inferior*, *polysepalous*.

Corolla *hypogynous*, *polypetalous*, *regular*.

Stamens *hypogynous*, *tetradynamous*.

Pistil *syncarpous*, ovary *superior*.

4. ROSE (*Rosa*).—Any single-flowered rose will serve. The calyx at first sight appears to consist of five distinct



FIG. 14. Indian Mustard (*Brassica juncea*).



FIG. 15. Tetradynamous Stamens of cruciferous flower.

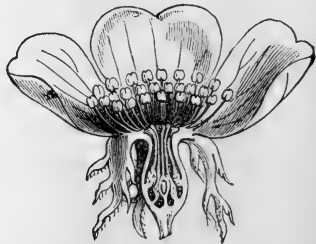


FIG. 16. Rose (*Rosa*). Vertical section of a flower.

sepals, but if the flower be cut vertically from below upwards through the middle, you will observe that the five apparent sepals are inserted upon the margin of a flask-shaped cavity, upon the inner surface of which several carpels are borne. This cavity is usually regarded as the *tube* of the calyx, of which the five lobes surrounding it constitute the *limb*, and indicate, at the same time, the number of sepals composing the calyx. Five equal petals and numerous stamens are inserted in the mouth of the tube, and lower down in the tube are the numerous distinct carpels composing the pistil of the flower, with their styles closely crowded together in the narrow throat of the calyx-tube. The corolla and stamens being inserted upon the calyx and not upon the floral receptacle immediately below the pistil, as in the flowers just examined, they are said to be *perigynous*. Carefully note that the carpels are wholly free from the tube of the calyx, although the latter rises nearly, or quite, to the level of the stigmas. Describe the Rose as with—

Calyx *inferior, gamosepalous.*

Corolla *perigynous, polypetalous, and regular.*

Stamens *perigynous, indefinite.*

Pistil *apocarpous, ovaries superior.*

5. MELASTOMA MALABATHRICUM.—The calyx is composed of five cohering sepals, as indicated by the five lobes of its limb. Five equal and distinct petals and ten curious stamens are inserted upon the calyx. Five of the stamens are alternate with the petals, and five are opposite to them. A transverse section of an ovary will show that the pistil is syncarpous, consisting of five carpels, as indicated by the five cells of the ovary. The style is undivided. If a flower be cut through vertically, you will observe that the ovary adheres at intervals to the calyx-tube, leaving pocket-like

interstices into which the anthers are packed before the flower expands. As this adhesion to the calyx does not



FIG. 17. *Melastoma Malabathricum*.

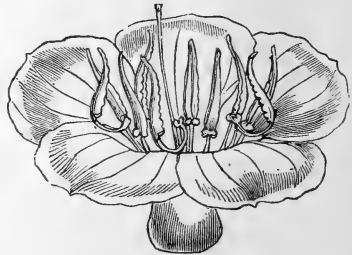


FIG. 18. Flower of *Melastoma*.

extend to the top of the ovary, the latter may be described as half-superior.

*Calyx half-inferior, gamosepalous.*

*Corolla perigynous, polypetalous.*

*Stamens perigynous, decandrous.*

*Pistil syncarpous, ovary half-superior.*

6. GARDEN ZINNIA (*Zinnia elegans*).—The structure of its flower-heads is very puzzling to beginners. The best way to understand it is to make a vertical section right through the middle of one of the heads with a sharp knife, cutting from below upwards. You will then find that what appeared at first to be a single flower with spreading richly-

coloured petals, is in reality a head of numerous flowers (*flower-head*). The flower-head is surrounded by a number of scaly leaves, forming an *involucre*, called by the older botanists a "common calyx." Within the involucre the summit of the stem rises in a conical form, bearing, closely packed upon its surface, the little flowers, called *florets*, of



FIG. 19. Garden Zinnia (*Zinnia elegans*).

the flower-head. There is a marked difference in form between the outer and inner florets of the flower-head, due to the one-sided enlargement of the corolla in the former.<sup>1</sup> The outer florets with one-sided corollas, taken together, form the *ray* of the flower-head; the smaller florets, with

<sup>1</sup> In a recent variety of the *Zinnia* the flower-heads show a tendency to become "double," by all the florets acquiring the form of corolla, which in the wild state and common varieties is characteristic of the ray-florets only.

regular corollas, occupying the centre of the head, form the *disk*.

In describing the structure of flower-heads (*capitula*), it is well to examine the ray and disk florets separately. Neither of these appear, at first sight, to have a calyx. Analogy,



FIG. 20. Vertical section of a capitulum of Garden Zinnia, showing two ray-florets and one disk-floret.

however, affords sufficient reason to conclude that each floret has its own calyx, but it is wholly adherent to the ovary. It is superior and gamosepalous. In many plants related to the Zinnia—the Thistle, for example—the upper free portion (*limb*) of the calyx exists as a crown of fine bristles surrounding the top of the ovary. The corolla of the ray-florets is gamopetalous and irregular; of the disk-florets, gamopetalous and regular. In both it is inserted apparently upon the top of the ovary, and is consequently termed *epigynous*. The stamens in the ray-florets are absent or imperfect; in the disk-florets they



FIG. 21. Fruit of Thistle, with sessile, plumose pappus.

are five in number (pentandrous), and inserted upon the corolla. In consequence of this adhesion to the corolla they are termed *epipetalous*.



An important character which the stamens present is yet to be noted. If the tube of the corolla of one of the disk-florets be very carefully laid open with the point of a pen-knife, it will be found that the five stamens cohere by their anthers. On this account they are termed *syngenesious*.



FIG. 22. Tubular floret of Composite laid open, showing the syngenesious anthers.

The coherent anthers form a tubular sheath closely surrounding the style. The pistil we may infer to be syncarpous, from its two-lobed stigma, notwithstanding that the inferior ovary is one-celled.

In *Zinnia* you find the—

Calyx *superior*, *gamosepalous*.

Corolla *epigynous*, *gamopetalous*.

Stamens *epipetalous*, *pentandrous*, *syngenesious*.

Pistil *syncarpous*, ovary *inferior*.

7. ROSE PERIWINKLE (*Vinca rosea*).—The calyx is free, but the five sepals are coherent below. The corolla is

hypogynous and regular, consisting of five cohering petals, as indicated by the five spreading divisions of the limb. The five stamens are inserted upon the tube of the corolla, and



FIG. 23. Rose Periwinkle  
(*Vinca rosea*).

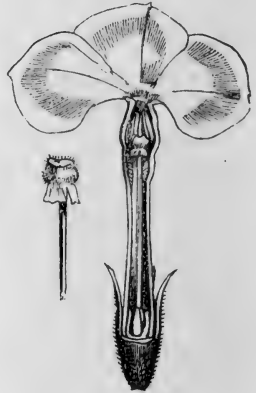


FIG. 24. Flower of Rose Periwinkle  
laid open. To the left the stigma  
and portion of style.

are consequently epipetalous. Stripping away the calyx and corolla, the pistil will be found consisting of two carpels, which are separate below, but coherent above, so that there are two ovaries and but a single style and stigma. Rose Periwinkle may be described—

*Calyx inferior, gamosepalous.*

*Corolla hypogynous, gamopetalous.*

*Stamens epipetalous, pentandrous.*

*Pistil syncarpous, ovary superior.*

8. BASIL (*Ocimum Basilicum* or *O. Sanctum*, known as Tulsee).—Five coherent sepals form a gamosepalous calyx

which is free and inferior ; five coherent petals form a gamopetalous corolla, which is irregular and two-lipped (*bilabiate*). The number of stamens falls short of the petals, there being but four ; so that we may conclude one stamen is suppressed, since in Rose Periwinkle, and in most plants with regular gamopetalous corollas, the number of stamens equals the number of petals cohering to form the corolla. It is worth noting that a tendency to irregularity in gamopetalous corollas is often accompanied by a tendency to suppression of one or more stamens. In some species we find the

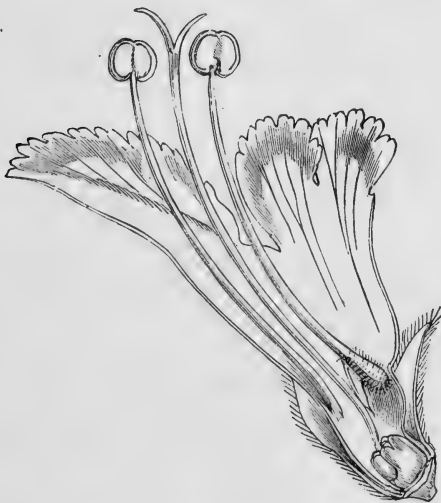


FIG. 25. Vertical section of Flower of Basil.

missing stamen imperfectly developed, confirming the correctness of this view. The four stamens are not equal in length, one pair being rather longer than the other. On this account they are said to be *didynamous*. Observe,

also, that the stamens are adherent to the lower part of the corolla. They are consequently *epipetalous*. The pistil is syncarpous, consisting of two carpels, as indicated by the bifid stigma, and the ovary is superior and deeply four-lobed, so that the style springs from the centre and base of the lobes of the ovary. Basil has—

Calyx *inferior, gamosepalous.*

Corolla *hypogynous, gamopetalous, irregular.*

Stamens *epipetalous, didynamous.*

Pistil *syncarpous, ovary superior.*

9. GRASS-CLOTH NETTLE (*Bæhmeria nivea*).—It will be needful to gather two specimens, carefully examining the minute flowers, in order to ascertain that in one specimen they enclose stamens, in the other a pistil, because these organs occur not only in separate flowers, but, in this plant, often upon distinct individuals. Flowers such as these, con-

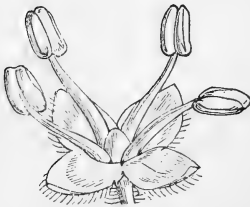


FIG. 26. Staminate Flower of Grass-cloth Nettle (*Bæhmeria nivea*).



FIG. 27. Pistillate Flower of same.

taining stamens only, or pistil only, are said to be *imperfect*, *unisexual*, or *diclinous*. When both staminate and pistillate (unisexual) flowers occur upon one and the same plant, they are said to be *monœcious*; when, as in Grass-cloth Nettle, upon distinct individuals, they are said to be *diœcious*.

Examine the staminate and pistillate flowers separately. In the staminate flower you observe the calyx to consist of four sepals, which are slightly coherent at the base. As the corolla is suppressed, the envelope of the flower is single (*monochlamydeous*), not double (*dichlamydeous*), as in the species previously examined. Opposite to the sepals are the four stamens inserted upon the receptacle. The pistil is represented by a minute central rudiment.

In the pistillate flower the calyx consists, also, of four leaves; but here they are coherent nearly to their tips, forming a flask-like calyx-tube, which closely invests the ovary, without, however, adhering to it. Four minute, unequal teeth, indicate the number of sepals cohering to form the calyx. There are no stamens, and the pistil consists of a single carpel, with a superior ovary.

In Grass-cloth Nettle we have the flowers :—

*Calyx gamosepalous, inferior.*

Corolla o.

In the male flower (♂), Stamens *hypogynous, tetrandrous.*

Pistil o.

In the female flower (♀), Stamens o.

Pistil *superior, apocarpous.*

10. WILLOW (*Salix*).—It does not matter as to the species, but, as in the case of the Grass-cloth Nettle, two specimens, from different trees, will be required, as the flowers are diclinous and dioecious. You find the flowers arranged in spikes, which, being deciduous and bearing imperfect flowers, are specially distinguished as *catkins*. Both the staminate and pistillate flowers are destitute of calyx and corolla. Having therefore no envelope to the essential organs, they are called *achlamydeous*. The stamens, two, three, five, or rarely more, spring from the axil of a minute

scale-like leaf (bract), and constitute the male flower, of which a number are crowded together upon the same catkin. The pistil of the female flowers also springs from the axil of a similar bract ; it is syncarpous, consisting of two carpels,



FIG. 28. Staminate Flower of Willow.



FIG. 29. Pistillate Flower of same.

as indicated by the bifid stigma and two short lines of ovules in the single cavity of the ovary. The flowers of the Willow figured above may be described thus :—

Calyx o.

Corolla o.

Male flower—Stamens 2 (*diandrous*).

Pistil o.

Female flower—Stamens o.

Pistil *syncarpous*.

In the Weeping Willow (*Salix babylonica*), much planted in India, the staminate flowers are usually diandrous ; in the common indigenous Willow (*S. tetrasperma*) they vary six to eight.

11. As the plants which we have hitherto examined differ in many important particulars from those which yet remain of the fourteen enumerated at the beginning of the chapter, it

may be well to review here some general characters afforded both by the reproductive and nutritive organs, which are common to all those we have already done, and which are more or less markedly in contrast with the characters presented by the corresponding organs of the plants yet to be examined.

In nearly all the plants examined you find the leaves with a distinct blade and petiole; and, if you hold the blade of any of them up to the light, you may notice that the small *veins* which ramify through it are netted *irregularly*. In the flowers, you have observed that the parts of the calyx (sepals) and of the corolla (petals), whether free, coherent, or adherent, are either in *fours* or *fives*; that is, four or five to a whorl.

12. Now the characters of (1) leaves more or less distinctly narrowed at the base into a petiole; of (2) irregularly net-veined leaves; and (3) the arrangement of the parts of the flower in fours or fives (which three characters we have found to apply more or less to all the specimens which we have examined hitherto), are supported by other characters afforded by the seeds and mode of growth of the wood, which it is important you should correctly understand.

13. If we put a few peas upon moist earth in a flower-pot and cover them with a bell-glass, the first stage of growth, termed *germination*, of the young pea-plant may be conveniently observed. The essentials to germination are found by experience to be a certain amount of moisture, warmth, and air. If sufficiently warm (and the amount of warmth required to commence with varies in the seeds of different plants), moisture is absorbed by the seed, which causes it to swell up so as to burst the seed-skin. Oxygen also is absorbed from the air, and certain chemical changes, accompanied with the liberation of some carbonic acid, take place in the cells of the embryo, resulting in the solid

substances which they contain being made available for the use of the growing plant. The radicle is always the first to break out, curving down towards the earth, whatever may be its position. The radicle, by its direct prolongation, forms the primary root of the plant. The plumule shortly after disengages itself, ascends and develops into the stem of the Pea, bearing foliage and flower-leaves.

14. We have already briefly described the structure of the seed of the Pea, which we found to consist of an embryo enclosed by the testa, or seed-coat. Take now, for comparison with the seeds of the Pea, a few fresh seeds of the Castor-oil plant. The hilum or scar indicating the part at

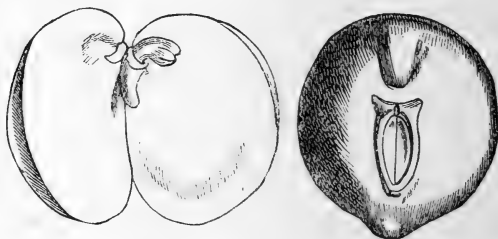


FIG. 30. Seed of Pea ; to the left the embryo, with the cotyledons laid open.

which the seed was attached in the cavity of the fruit is at the top of the seed, and the micropyle, which it is difficult to discover in the ripe seed, is close to it. Remove the thin shell-like and prettily mottled testa, and also the thin membranous inner covering of the seed, and at the top, immediately under the micropyle, you may find the point of the radicle of the embryo directed upwards. Cut the seed through lengthwise and at right angles to its greatest breadth, beginning at the radicle, and you will find its parts as represented in the accompanying cut (Fig. 31). An embryo, con-



sisting of two large thin cotyledons, and a radicle, enclosed in a quantity of a uniform, white, firm substance, resembling the cotyledons of the Pea in texture. This substance, in which the embryo is embedded, is called the *albumen* of the seed. It is at the expense of this albumen that the embryo is enabled, during its germination, to develop a root and stem. The albumen in the seed of Castor-oil substitutes the store of nutrient matter contained in the thick cotyledons of Pea, the embryo alone of which, with the testa, constitutes the entire seed. Seeds containing, besides an embryo, a deposit of albumen, whether large or small, are said to be *albuminous*. Seeds like those of the Pea and Orange, which contain an embryo only, are *exalbuminous*. Between the

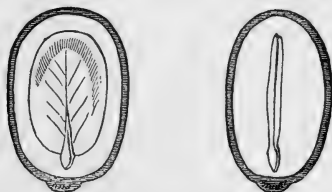


FIG. 31. Vertical sections of seed of Castor-oil plant (*Ricinus communis*); to the left cut in the plane of the cotyledons, to the right at right angles to the cotyledons, showing the copious albumen in which the embryo is embedded.

two extremes of abundant albumen (Castor-oil plant) and no albumen at all (Pea, Orange) we have every degree.

15. Like the Pea, therefore, the Castor-oil plant is dicotyledonous; and as the character expressed by this term (the possession of a pair of cotyledons) is common to plants with irregularly net-veined leaves, and with the parts of their flowers in fours or fives (with but a comparatively small number of exceptions), botanists employ the term DICOTYLEDONS as the name of a great *Class* of flowering plants, including all those which present the above characters.

16. It must always be borne in mind, however, that none of these characters are absolute. They are always subject to exception. So that plants which exhibit a departure from the prevalent type of Dicotyledons in any single character only are still referred to the same Class. Thus we have a few Dicotyledons which are actually destitute of cotyledons, or which have but one, or more than two; we have some with parallel-veined leaves, and others with the parts of the flower in threes. But in all these cases the question as to which Class the plant shall be referred, is decided, not by any solitary character, but by the sum or preponderance of characters which it presents.

The structure of the stem and mode of growth of the wood we shall speak of in a later chapter.

## CHAPTER V.

### EXAMINATION OF COMMON PLANTS, CONTINUED AS BEFORE.

1. Colocasia.
2. Dendrobe.
3. Crinum.
4. Dracæna.
5. Wheat.
6. Points of agreement in the four plants just examined. The structure and venation of their leaves, and the number of parts in the flowers.
7. A grain of Wheat is examined. Parts of the seed.
8. Structure of the embryo of Wheat. There is but one cotyledon. It is therefore monocotyledonous. Its mode of germination.
9. General characters of Monocotyledons.
10. Tabular review of Dicotyledons and Monocotyledons.
11. These great Classes are divided into subordinate groups.
12. The principal divisions of Dicotyledons, and the characters upon which they depend.
13. And of Monocotyledons.
14. The Classes, Sub-classes, and Divisions are tabulated.

I. COLOCASIA ANTIQUORUM (known as Kuchoo, Kachaiu, Ghwian, or Kandalla).—Without much care you will be liable to misunderstand the structure of this plant, as did Linnæus himself that of a near European ally. The flowers are closely packed in rings upon the lower part of the fleshy spike, which you find enclosed in a large sheathing

bract-leaf, called a *spathe*. A flower-spike of this kind, enclosed in a spathe, is distinguished as a *spadix*. With a magnifying-glass compare the structure of the minute flowers



FIG. 32. *Colocasia antiquorum*.

occupying the lower part of the spike, which are similar to the single detached flower to the left in the cut (Fig. 34), with those a little higher up, which are similar to the detached flower to the right in the cut. Be careful to note, however, that between the two belts of different flowers there occurs a short, often slightly narrower, intermediate portion of the spadix occupied by a number of rudimentary organs which must not be mistaken for efficient flowers.

The flowers of the lower belt consist each of a pistil only, each pistil composed of two or three united carpels, as indicated by the slight lobing of the cellular surface of the



FIG. 33. Spathe with enclosed Spadix of Colocasia.

FIG. 34. Spadix of Colocasia. To the right a single subsessile anther, opening by terminal pores; to the left a pistil cut through vertically, with surrounding scales.

stigma and the arrangement of the ovules upon the sides of the one-celled ovary in two or three series.

The upper belt consists of a number of stamens very densely packed, the sessile anthers cohering in sets of two, three, or more. Each stamen may be regarded as representing a single flower. Thus the structure of the flowers of *Colocasia* is of the very simplest kind:—

Calyx 0 ; Corolla 0 ;  
 ♂, Stamen 1 ; Pistil 0 ;  
 ♀, Stamen 0 ; Pistil *syncarpous*.

2. DENDROBE (*Dendrobium nobile*, or any allied species).—At first sight neither stamen nor pistil is visible. The flower apparently consists of six delicately coloured leaves, of which five are nearly similar and broadly spreading,



FIG. 35. Flower of *Dendrobe* (*Dendrobium nobile*).

and the sixth, dissimilar, projects forward from the centre of the flower, with its sides curved in around the deep crimson blotch of its centre. Observe that, of these six flower-leaves, three are distinctly outside the rest, as you cannot fail to note if the flower be viewed from behind.

These are the three sepals. They are free very nearly to the base; the two lateral ones, however, are there united into a short, obtuse, spur-like projection at the back of the flower. The three inner leaves of the flower are the petals; the dissimilar concave petal with the dark blotch being specially distinguished in this flower as the *lip*. It is usual in flowers like this, in which the parts of the calyx and corolla resemble each other in colour and texture (as well as when a calyx only or a corolla only is present), to speak of the envelopes of the flower collectively as *perianth*, calling the parts of which it is made up the *leaves* of the perianth. Before you can ascertain the relation of the perianth to the ovary, and whether to describe it as superior or inferior, it will be needful to make a very careful examination of the flower. First press down the extremity of the lip, say an inch below its usual position. This will expose a minute conical body coloured green, with a crimson apex projecting from the centre of the flower, which had been previously concealed by the incurved sides of the lip. This projecting cone it is convenient to speak of as the *column* in flowers of this kind. The crimson tip is the anther-cell of the solitary stamen.<sup>1</sup> Remove it with the point of a penknife, and you may observe the two waxy longitudinally grooved microscopic *pollen-masses* side by side between the minute horns of the top of the column. Observe next the under face of the column—the face turned towards the lip. It is slightly concave, especially immediately under the anther, where there occurs a minute glistening depression. This depression is occupied by the stigma. The lower part of the column is produced downwards a short way into the spur-

<sup>1</sup> Be careful to secure a recently expanded flower unvisited by insects, or the anther-case and pollen may be already removed.

like projection of the lateral sepals, to which it is adnate. From this consolidation of the stamen with the pistil the



FIG. 36. Vertical section of the *column* of *Dendrobe*, showing the pollen *in situ*. To the left the pollen-masses (*pollinia*) separated. The upper part of the ovary is also shown.

former is said to be *gynandrous*.

Lastly, make a clean vertical section through the centre of a flower, cutting as nearly as may be through the median line of the column and upper part of the flower-stalk (*pedicel*).

No trace of the ovary will be found in the substance of the column, but underneath the attachment of the perianth, apparently in the substance of the upper curved extremity of the pedicel, indications are discernible of numerous rudimentary ovules, in three series, in

the obscure cavity of the ovary. The observation is difficult in this case, because in *Dendrobes* the ovules are usually not perfectly developed until a considerable period after the time of flowering. We find, therefore, an ovary sheathed by the adherent bases of the perianth-leaves to where they become confluent with the pedicel.

The flower of *Dendrobe* may be thus described :—

Perianth *superior, gamophyllous, irregular.*

Stamen I (*monandrous*), *gynandrous.*

Pistil *syncarpous, ovary inferior.*

3. CRINUM ASIATICUM (known as Sukh-dursan, Burokanoor, or Tolabo).—Separate a single flower from one of the many-flowered clusters in which they grow. The perianth consists of a long, nearly cylindrical, or obtusely



angular tube, and a spreading limb of six equal linear spreading or recurved segments equalling or rather shorter than the tube. The six segments of the limb are in two series—an inner and an outer—of three each. Lay open the side of the perianth-tube, from top to bottom, with a



FIG. 37. *Crinum asiaticum*

penknife, continuing the section to the base of the short stalk of the flower. The section will exhibit the inferior three-celled ovary adherent throughout to the base of the perianth-tube. From the top of the ovary the long style is continued upward through the perianth-tube. The stamens are six in number, inserted upon the perianth

(*epiphyllous*) at the base of the limb, as in *Dracæna*.  
*Crinum* has therefore—

Perianth *superior*, *gamophyllous*.

Stamens *epiphyllous*, *hexandrous*.

Pistil *syncarpous*, ovary *inferior*.



FIG. 38. Flower of *Crinum*.

4. DRACÆNA (any cultivated species).—The leaves of the perianth, six in number, resemble each other in size and form. The perianth is therefore regular. As the leaves of the perianth cohere by their margins to about half their length, forming a short tube, the perianth is *gamophyllous*. As it is wholly free from the ovary, it

may be described as inferior. There are six stamens inserted upon the perianth and opposite to its six segments, there being two whorls of three each: the three outer stamens alternating with the three inner segments

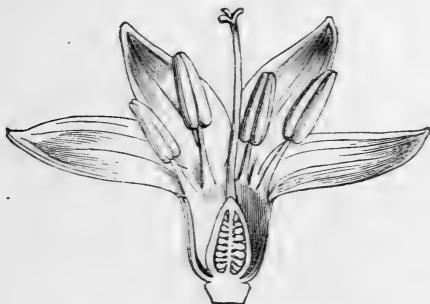


FIG. 39. Flower of *Dracæna*; a vertical section.

of the perianth; the three inner stamens alternating with the three outer stamens, consequently opposed to the three inner perianth-segments, as in like manner are the three outer stamens opposed to the three outer perianth-segments. The pistil has a three-lobed stigma and a three-celled ovary. *Dracæna* may be described thus:—

Perianth *inferior*, *gamophyllous*.

Stamens *perigynous*, *hexandrous*.

Pistil *syncarpous*, ovary *superior*.

5. WHEAT.—We have here an arrangement of parts widely different from that obtaining in any of the plants hitherto examined. The flowers are arranged in short, broad, sessile *spikelets*, which spikelets are disposed alternately in two rows along the top of the stem, forming a dense obtusely four-cornered *spike*. Break the entire spike in two

about the middle, and take one of the lowest spikelets from the upper half. Observe that it is attached to the stem (axis of the spike, called the *rachis*) by its *side*. In some grasses, as Rye-grass, the spikelets are attached by their *edge* to the rachis. Each spikelet consists of a pair of nearly opposite, hard, dry, scaly leaves, called the *outer glumes*,



Fig. 40. The two outer glumes of a spikelet and the parts of a single floret of Wheat. The two lowest scales, right and left, are the outer glumes; of the next pair, the scale to the right is the flowering-glume, that to the left the pale. Then come the two minute lodicules, the three stamens, and the pistil.

*glumes*, which enclose three to five closely imbricated flowers, arranged alternately on opposite sides of the axis of the spikelet. Each flower is enclosed between a *flowering-glume* and a *pale*. The flowering-glume and pale are opposite to each other, and inserted very nearly at the same point: the flowering-glume, however, is the lower, and usually embraces the pale with its incurved edges. It is similar in form and texture to the outer glumes, and often terminates in a bristle (*awn*). The pale is generally easily distinguished by its having two lateral nerves and no midrib, indicating, apparently, that it may be composed of two organs cohering together. Between the flowering-glume and the pale are the three free stamens and the superior

ovary crowned with two plume-like stigmas. Note also two very minute scales, called *lodicules*, representing a perianth, inserted under the ovary. Between the outer glumes and the lowest flowering-glume of the spikelet in some grasses,

and, in others, above the uppermost perfect flower of the spikelet, there are one or more *empty glumes*, which are called, by some botanists, *sterile flowers*. Occasionally a staminate flower is borne in the axil of the glume next below or above the perfect flower. Wheat may be thus described:—

Spikelets *sessile*, with two *outer glumes*.

Flowers with one *flowering glume*, one *pale*, two *lodicules*.

Stamens *triandrous*, *hypogynous*.

Pistil *syncarpous*, ovary *superior*.

6. Let us now proceed to review, as before, the five plants last examined, viz., Colocasia, Dendrobe, Crinum, Dracæna, and Wheat.

They all happen to be herbaceous plants. The leaves excepting in Colocasia, although narrowed below more or less, do not present an abrupt distinction of petiole and blade, and, with the same exception, the veins of the leaves are parallel and not irregularly netted. Those which have the essential organs of the flower enclosed in a perianth have the leaves which compose it arranged in two whorls (corresponding to calyx and corolla respectively) of three each. We find our plants generally marked by (1) the absence of any abrupt distinction between blade and petiole; (2) parallel-veined leaves; and (3) the parts of the flowers in threes.

7. We must now soak a few grains of Wheat for comparison with the seeds of Dicotyledons. We must, however, be careful not to regard the grain of Wheat as a seed corresponding to that of the Pea or Orange, for it is a fruit consisting of pericarp (ovary) and seed; the pericarp being closely adherent to the true seed.



FIG. 41. Longitudinal section of a Grain of Wheat. The embryo is represented at the base of the Seed.

In the Crinum,

Dracæna, and other plants just examined, the seeds are free from the pericarp, as they are also in Dicotyledons generally; the adhesion, in this case, may be regarded as accidental, though it is very characteristic of the fruit of grasses. Cutting the grain open, we find the embryo near the base occupying about one-fourth or one-fifth of its contents, the rest of the seed being filled with a starchy albumen.

8. The structure of this embryo we must endeavour to understand, though in order to make it clearly out very

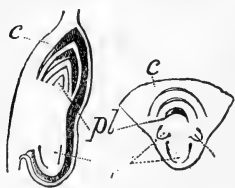


FIG. 42. Longitudinal sections, cut at right angles, of the Embryo of Wheat, showing the cotyledon *c*, the plumule *pl*, and the root-buds, *r*.

careful sections must be made through it lengthwise. The accompanying cut will supply a good idea of the arrangement of its parts. We do not find the first leaves of the embryo opposite to each other, forming a *pair* of cotyledons, as in the Bean and other Dicotyledons, but they are *alternate*; the outermost only being regarded as a seed-

leaf or cotyledon. Those which it sheaths belong to the plumule. The cotyledon being single, the embryo of Wheat is called *monocotyledonous*. The lower part of the embryo is the radicle. This never directly elongates in germination, but the internal, rudimentary root-buds, *r*, burst through it and develop into the root-fibres of the plant. The process of germination is similar to that of Dicotyledons, with this difference in regard to the origin of the root: the sheathing portion of the cotyledon is protruded from the seed, and embraces the base of the plumule, which ultimately develops into a stem.

Now a structure similar to that of Wheat we find in the seeds of other corn-plants. In Rice the grain (fruit) presents a different appearance, owing to the circumstance that in

this plant the fruit is closely invested by the pales, which form a sort of spurious pericarp, as in Barley and Oats of temperate countries, in which species the fruit becomes actually adherent to the investing pales, which can only be removed by grinding. The seeds of all of these, however, are albuminous, corresponding, in this respect, to the seed of the Castor-oil plant.

9. There are plants presenting so many characters in common with the five last examined as to be universally classed with them, although they may differ from them in the absence of albumen in the seed, and in other points, just as the Pea differs from the Castor-oil amongst Dicotyledons. But whether albuminous or exalbuminous they are all MONOCOTYLEDONS, with rare exceptions, so that this term comes to be applied to a second great Class, just as Dicotyledons is applied to the members of the class of which we previously examined representative types. The five plants which we have just examined all have monocotyledonous embryos, excepting Dendrobe, which is exceptional, in having an embryo destitute of a cotyledon; they all have parallel-veined leaves, excepting Colocasia; and those with a perianth have its parts in threes. Now these characters, supported by others derived from the internal structure of the stem, are, as a rule, common to all Monocotyledons, and in contrast to those characters which we have shown to prevail amongst and to mark Dicotyledons.

All flowering plants are either

ANGIOSPERMS—With their ovules enclosed in the ovary of a pistil, and fertilised by pollen-tubes through the medium of a stigma:

DICOTYLEDONS, or

MONOCOTYLEDONS,

Embryo . . .	{ With 2 cotyledons, the radicle itself usually elongating . . .	{ With 1 cotyledon, the radicle usually remaining undeveloped.
Leaves . . .	{ Net-veined . . . . .	{ Straight-veined.
Perianth . . .	{ Parts in 4's or 5's . . . . .	{ Parts in 3's.
Wood . . .	{ In a continuous ring . . . . .	{ In isolated bundles.

Or GYMNASPERMS—With their ovules open, and fertilised by direct contact of the pollen.

11. Upon characters afforded by the flower, of subordinate importance (because less constant) to those which distinguish Dicotyledons from Monocotyledons, botanists divide each Class into Sub-classes and Divisions. The kind of characters upon which these Sub-classes and Divisions rest we are already familiar with, having examined representatives of each. The Divisions are further divided into numerous Orders. These are treated of in subsequent lessons. The Sub-classes and Divisions may be synoptically arranged thus:—

12. DICOTYLEDONS are, in respect of envelopes of the flower—

Dichlamydeous (*Dichlamydeæ*), as Poppy, Mustard, Rose, Melastoma, Zinnia, Rose Periwinkle, Basil,—or

Incomplete (*Incompleteæ*). If incomplete, either

Monochlamydeous (*Monochlamydeæ*), as Grass-cloth Nettle,—or

Achlamydeous (*Achlamydeæ*), as Willow.

Dichlamydeous flowers are either

Polypetalous (*Polypetalæ*), as Poppy, Mustard, Rose, Melastoma,—or

Gamopetalous (*Gamopetalæ*), as Zinnia, Rose Periwinkle, Basil.

Polypetalous flowers have their stamens inserted on the receptacle (hypogynous), and are hence called—

Thalamifloral (*Thalamifloræ*), as Poppy and Mustard,—or, inserted upon the calyx (perigynous or epigynous), and are hence called—

Calycifloral (*Calycifloræ*), as Rose and Melastoma.

13. MONOCOTYLEDONS have their flowers, often imperfect, and with or without a minute, scaly perianth, arranged upon a spadix, hence called—





## CHAPTER VI.

### HOW TO FILL UP THE SCHEDULES

1. The use of the "Flower-Schedule" in directing attention to important points in the structure of flowers, and training to habits of useful and accurate observation.
2. Explanation of the Schedule and of the mode of filling it up. The number of parts in each series of Flower-leaves is to be entered.
3. Also, the condition as to Cohesion of the parts.
4. And the condition as to Adhesion of the parts.
5. Terms used to express the various conditions.
6. Example of a Schedule filled up from the Orange.

1. You may now begin to examine and describe any flowers which may be within reach. And, in order that your work may be of value, I give at page 65 a form or schedule employed (under a very slightly different form) by the late Professor Henslow of Cambridge, both in his university and village-school teaching, the purpose of which is to compel attention to those points which are of the first importance (because most constant) in the structure of flowers. A supply of these schedules should be kept on hand for daily use.

Most of the terms made use of in filling up the schedules you have already acquired. It may be well, however, to look over the following list, which embraces all that need

be used at present in describing the flower in the columns of the schedule, and if any have been forgotten, to turn back to them, by referring to the Index.

2. The column headed No. (number) is to be filled with the real number of parts, whether free or coherent, in each of the four series of organs (calyx, corolla, stamens, and pistil) which compose the flower. Thus, in the Mustard-flower there are four free sepals; and in Rose Periwinkle and Sweet Basil five coherent sepals. This number must, therefore, be entered opposite to *sepals*, under the No. column, and so on. These numbers, or a 0 opposite to an organ, necessarily indicate Suppression, when such occurs. Thus in Basil, with five sepals and five petals, there are but four stamens, one being suppressed, as we infer from the general constancy with which the parts, in each series of the flower in plants generally, correspond in number or are multiples. We often find, however, more direct evidence in the presence of a rudiment of the suppressed organ.

3. The column headed Cohesion is to be filled up with those terms which express or involve cohesion of parts, or the absence of cohesion. Thus, were the Orange-flower being described, *gamosepalous* would be entered in this column, opposite to calyx; the calyx being gamosepalous owing to cohesion of the sepals. Poppy and Mustard, on the other hand, would be described in the same place as *polysepalous*, the calyx being polysepalous from the absence of cohesion of the sepals.

4. The last column, headed Adhesion, is for terms which, in like manner, express or involve adhesion of parts, or the absence of adhesion. Thus, in the case of the three plants just referred to, *inferior* would be entered in this column opposite to calyx, the calyx being inferior because there is no adhesion between it and the ovary. Were Melastoma

being described, the term *half-superior* would be entered in the same place, as in this plant the calyx becomes half-superior, from the partial adhesion of its tube to the ovary.

5. The terms employed in filling up schedules are:—

Of the CALYX (cohesion or its absence), *polysepalous*, *gamosepalous*; (adhesion or its absence) *inferior*, *superior*.

Of the COROLLA (cohesion or absence of same), *poly-petalous*, *gamopetalous*, *regular*, *irregular*; (adhesion or its absence) *hypogynous*, *perigynous*, *epigynous*.

Of the STAMENS (cohesion or its absence); as it is important to note the number of stamens, and not simply to write *polyandrous* when the stamens are free, whatever their number may be, as you write *polysepalous* and *polypetalous* of calyx or corolla when their parts are separate, write before the termination *-androus* the Greek numeral prefix denoting the number of free stamens, thus:—

If 1, 2, 3, 4, 5, 6, 7, 8, 9, 10. more than 10,  
*mon- di- tri- tet- pent- hex- hept- oct- enne- dec- poly-androus.*

If the stamens cohere by their *filaments*, they are *mon-*, *di-*, or *poly-adelphous*; if by their *anthers*, they are *syngenesious*.

(Adhesion or its absence) *hypogynous*, *perigynous*, *epigynous*, *epipetalous*, *gynandrous*.

Of the PISTIL (cohesion or its absence), *apocarpous*, *syncarpous*; (adhesion or its absence) *superior*, *inferior*. To denote the number of carpels constituting the pistil, whether they be free or coherent (if the latter, the number being inferred from the divisions of the style or stigma), the same Greek numerals as are employed to indicate the number of stamens are prefixed to the termination *-gynous*. Thus *monogynous* signifies with one style or stigma, *polygynous*

with many styles, or stigmas, or distinct carpels. I have omitted these terms in the schedules of the Type-species in Part II. of this book, simply noting whether the pistil be apocarpous or syncarpous. The number of carpels is given in the No. column.

Of the PERIANTH (cohesion or its absence), *polyphyllous*, *gamophyllous* (*regular*, *irregular*); (adhesion or its absence) *inferior*, *superior*.

6. The schedule here given, by way of example, is filled up from the flower of the Orange, with the characters of which you ought to be sufficiently familiar by this time.

<i>Organ.</i>	<i>No.</i>	<i>Cohesion.</i>	<i>Adhesion.</i>
Calyx. <i>sepals.</i>	5	Gamosepalous.	Inferior.
Corolla. <i>petals.</i>	5	Polypetalous (regular).	Hypogynous.
Stamens. <i>filaments.</i> <i>anthers.</i>	$\infty$	Polyandrous. Polyadelphous.	Hypogynous.
Pistil. <i>carpels.</i> <i>ovary.</i>	$\infty$	Syncarpous.	Superior.
Perianth. <i>leaves.</i>	†	†	†
<i>Class.</i>		<i>Division.</i>	<i>Name.</i>
Dicotyledon.		Thalamifloræ.	Orange.

N.B. The sign  $\infty$  denotes *many*. No entry is made opposite to perianth (†), because it is described as calyx and corolla in the case of the Orange and other dichlamydeous Dicotyledons.

## CHAPTER VII.

### THE VARIOUS ORGANS AND THEIR MODIFICATIONS.

1. Further examination of Plant-structure. The importance of frequent practice in order to acquire facility in the use of terms.
2. (Organs of Nutrition.) The Root originates from? Tap-root; fibrous root. Adventitious roots. Roots sometimes become thickened and tuberous.
3. The Stem originates from? Axillary and terminal buds. Direction assumed by stems. Rhizome; tubers; bulbs. The Stock. Remarkable modifications of stem-structures.
4. Leaves always lateral organs. Their arrangement upon the stem. Nodes and Internodes.
5. Cotyledonary leaves are temporary. Scale-leaves. Duration of leaves.
6. Petiole and Blade. Vernation. Venation.
7. Outline of leaves. Simple and compound leaves.
8. Simple undivided leaves.
9. Simple divided leaves.
10. Compound leaves.
11. Apex and base. Mode of attachment to the stem. Margin. Surface.
12. Stipules. Stipulate and ex-stipulate.
13. Remarkable modifications of leaves. Phyllodes.
14. (Organs of Reproduction.) Arrangement of flowers upon the stem. The principal kinds of inflorescence.
15. The Bracts; bracteate, ebracteate. Involucre.
16. Æstivation of the calyx and corolla.
17. Parts of a petal. Of a gamopetalous corolla, and of a gamosepalous calyx.

18. The Stamens. Peculiar conditions of which are noticed under the Natural Orders in Part II.
19. The Pistil. Homology of foliage-leaves and carpels.
20. Carpellary theory. A review of various forms of pistil. The sutures of a carpel. The ovary and its cells.
21. Placentation.
22. Fruit and seed. Pericarp.
23. Suppression of cells of the ovary during maturation of the fruit. Changes in different layers of the pericarp. Fruit of Mango, Pomegranate, Orange, Gourd or Water Melon. Dry syncarpous fruits; capsule, nut. Dehiscent and indehiscent fruits. Achenes of Ranunculus and Bramble. Mulberry. Fig compared with fruit of Rose. Enumeration of principal kinds of fruit.
24. Number of seeds in the fruit. Albuminous and exalbuminous seeds.

I. WE now proceed to examine some of the different forms assumed by the Vegetative, or, as we previously termed them, the Nutritive, organs of Plants—viz. the Root, Stem, and Leaves. Also, so far as previous chapters leave it needful, the general character of the Reproductive Organs, and especially the structure of the Fruit.

In order to avoid ambiguity, we shall find it necessary to employ not only the substantive terms used by botanists to denote the several organs themselves, but also the more important of the adjective terms employed to denote special modifications of the same. The necessary terms are very simple, and easily learned, and, with moderate perseverance, facility in applying them may soon be acquired.

By carefully examining one plant every day, first filling up a schedule from the flower, and then writing out, with these lessons before you, a description of all the organs in detail, very considerable progress will be made in practical botany in the course of a single season.

In this and the following chapter, devoted to the structure of the various organs, whenever it has appeared desirable for the sake of illustration, I have named a common plant, which

may be referred to; but it must always be borne in mind that the organs of plants—root, stem, leaf, and flower—are very prone to accidental variation, especially in minor particulars, so that occasionally I may be found apparently contradicting Nature: but in such cases do not rest satisfied with reference to a single specimen; compare together a number of specimens whenever it can be done, and you will then find, I believe, the illustration confirmed. In explaining the terms used to denote the mere outline and form of organs, I have not generally referred to any illustration. I leave them to the learner to find out for himself.

2. THE ROOT.—In the germinating Pea we find that the root is developed by the direct downward elongation of the radicle of the embryo. A root thus originating forms what is termed a *tap-root*. We have good examples of this primary root-axis in a large number of Dicotyledons, both trees and herbaceous plants, though in many, by arrest, or by repeated branching, it loses, more or less, its character as a proper tap-root. In Monocotyledons, owing to the origin of the root from root-buds which burst through the undeveloped radicle of the embryo, we never have a tap-root. In these plants the root generally consists of numerous independent fibres, branched or unbranched. It may be described simply as *fibrous*. Pull up any grass and you will find such a root.

Many plants which at first sight appear to be stemless (*acaulescent*) we shall find possess a more or less creeping stem, giving off root-fibres at the nodes. This is a very frequent condition, and many herbaceous plants, both Dicotyledons and Monocotyledons, are principally multiplied, and the area which they occupy extended, by such creeping, root-producing stems. Roots originating in this way, and not by direct prolongation of the radicle of the embryo,



are distinguished as *adventitious*. When adventitious roots are given off by climbing or erect stems, as in the Pepper, Banyan, and Screw Pines, and very many trees and climbing or epiphytal herbs growing in hot, moist, Indian forests, they are termed *aerial*.



FIG. 43. Screw Pine (*Pandanus*), showing aerial adventitious Roots.

Keeping the distinction between true and adventitious roots in view, it will be clear, from what we have said of the origin of the root-fibres in Monocotyledons, that they are always adventitious. Whether true or adventitious, however, the function of the root is the same.

The root frequently becomes much thickened in perennial and biennial herbaceous plants, serving as a reservoir of nourishment for the growth of the sprouts of the following season. When the branches or fibres of a root become thickened in this way, the root is said to be *tuberous*. Such tuberous roots much resemble certain forms of underground and similarly thickened stems, but differ from them in the absence of leaf-buds. Potatoes and Onions are called roots, but we shall presently show that this is a misnomer.



FIG. 44. *Cycas revoluta*. The stem (*caudex*) unbranched.

3. The STEM always originates in a *bud*; the primary stem of the plant from the bud of the embryo—the plumule. Branches in like manner originate in similar buds formed in the axils of leaves. Buds borne in the axils of leaves are *axillary*; those which terminate a stem or branch, and which, after a winter's rest in cold climates, renew the shoot, are *terminal*. Some trees, as Palms and Cycads, never or rarely develop any other than a terminal leafy bud,

excepting when they form a flowering branch. The consequence is that their stems remain unbranched.

We have already referred to the distinction between woody and herbaceous stems. Besides erect or ascending annual flowering-stems, many herbaceous plants possess a stem which either creeps upon the surface of the ground, or which spreads wholly under the surface, giving off leafy and flowering shoots above and roots below. This underground form of creeping stem is called a *rhizome*. Beginners are very liable to regard it as a root, and such is the common notion respecting it. The capacity of developing leaf-buds at regular intervals, and the presence of leaves in the very reduced form of minute scales, indicate its true stem character. In many plants, spreading underground stem-branches become greatly thickened, like tuberous roots, and serve the same end in the economy of the plant. We have a good example in the Potato and Yam. The "eyes" of the Potato are leaf-buds, and shoots develop from them when planted or placed in damp cellars. Such thickened portions of underground stem are called *tubers*. Somewhat similar is the very short and abruptly-thickened base of the erect stem of some herbaceous plants distinguished under the name of *corm*. In the Onion, Lilies, and Crinum we have an analogous condition, disguised by very numerous, much thickened, scale-like leaves. If we peel off these scales successively, until they be all removed, we find a flattened or conical solid base remains, from the under side of which root-fibres are given off. This portion is the excessively shortened stem from which the tall flowering peduncles arise. Stems of this kind, with the internodes suppressed and covered by thickened, scaly leaves, are called *bulbs*. They may be regarded as equally leaf and stem formations.

Perennial herbs, the flowering and leafy stems of which die down annually, often form a permanent tufted mass, called a *stock*, either wholly or partially hidden under the surface of the ground. The stock results from the persisting bases of the leafy stems. From the axils of the scale-like leaves which these persisting stem-bases bear the annual shoots are thrown up each spring. The passage from plants with this form of perennial stock to those in which more of the exposed portion of the stem is perennial, as in bushes, shrubs, and trees, is quite gradual.

The form of stems and the direction which they assume above ground are exceedingly varied. Most of the modifications which they present are denoted by terms in ordinary use. Thus the stem may be erect, procumbent, or prostrate; cylindrical, angular, furrowed; and so on.

Branches sometimes assume very anomalous forms, and might be mistaken for distinct structures, as in the *spines* of some varieties of Orange and Lime, or the common *Flacourtia sepiaria*, and in the *tendrils* of the Grape-vine and many garden Trumpet-flowers (*Bignonias*). All spines and tendrils, however, are not arrested or specially modified branches; they are often leaves or leaf-appendages.

The internal structure of the stem may be more suitably described when we speak of cells and tissues.

4. LEAVES.—We have already spoken of leaves as originating around the growing apex of the stem as minute, cellular projections. They are never terminal organs; neither are they, normally, capable of forming buds upon their surface. The arrangement of the foliage-leaves upon the stem, though at first sight it may appear accidental, is according to a law generally constant in the same kind of plant. Compare, with respect to leaf-arrangement, a young shoot of Tamarind with one of the Orange or Banyan. Try to find two leaves

exactly or nearly in the same vertical line, one above the other. In the Tamarind the upper leaf will be removed from the lower by but two internodes; in the Orange and Banyan, by either five or eight. When a single leaf is given off at each node, the leaves are said to be *alternate*; if a pair of opposite leaves, they are described as *opposite*; if three or more in a whorl, as *verticillate*.

The general arrangement of the leaves is materially affected by the extent to which the internodes of the stem develop. In the Chinese Primrose of gardens, and Ranunculus, we find the lower leaves springing in a tuft from the short stock, owing to the non-development of the lower internodes; while in the latter the upper leaves are separated from each other by distinct, and often long, internodes. A parallel but more remarkable case we see in American Aloe (*Agave*) and Adam's Needle (*Yucca*), much cultivated in India, in which plants a succession of (really alternate) leaves are given off from a very short stem or stock, the internodes of which are not perceptibly developed. This is continued until the approach of the flowering season, when the stem suddenly begins to lengthen out, and the leaves gradually decrease in size to mere scales. In *Crinum* and *Tacca* they cease altogether for a long interval, leaving the flower-stalk naked. In most deciduous trees, the internodes from which foliage-leaves are given off are tolerably uniformly developed, but in Pine and Deodar an anomalous condition occurs. In these trees there are two kinds of leaf—one a small, membranous, brown scale-leaf: the other, a green, needle-like leaf. The needle-like leaves are arranged in tufts of 2, 3, or 5 in Pines, or in many-leaved clusters in the Deodar, in consequence of the non-development of the internodes of the excessively short branches which bear them. That these tufts really arise

from shortened branches is obvious on examination, for they occupy the axils of the smaller scale-leaves, and some of them occasionally develop their internodes, when, consequently, the needle-leaves are borne singly upon the shoot, and are separated from each other by more or less marked internodes.

5. The cotyledons are the first leaves of the primary axis of the plant. They are usually, but not always, very shortlived, and shrivel up and die at an early stage. In some plants they never leave the testa of the seed, but remain underground, while in others they rise above the surface and assume partially the functions of ordinary foliage-leaves. The first leaves of branches ordinarily differ from those which follow, in being much smaller, and often, in certain Natural Orders and in cool climates, in being hard and scaly. These are the *scale-leaves*. They serve as protective organs to the delicate rudiments of the foliage-leaves which they enclose, and into which they usually pass more or less gradually, thus convincingly showing that they are both modifications of one and the same organ.

Many trees develop each season terminal as well as axillary buds. As before pointed out, it is only by the development of the former that the original stem or its branches are prolonged. Some plants never renew their branches by annual terminal buds, while others annually develop branches from both terminal and axillary buds. This variety of conditions in respect to the relations of terminal and axillary buds has much to do with the general aspect of the tree.

Leaves vary in their duration. They may last but one season, at the close either separating by an articulation from the stem, leaving a clean scar, or remaining attached and gradually decaying. In Evergreens, the leaves last two or

more seasons ; in some Pines, indeed, they persist for several years.

6. In the fully developed leaf we have already distinguished petiole and blade. The mode in which the blade is folded while enclosed in the bud is spoken of as the *venation* of the leaf.

The blade is divided into symmetrical halves by a *midrib*, which, continuous with the petiole, runs from the base of the blade to its apex. In the Begonias, several of which are wild, and others cultivated in India for the sake of their beautiful, variegated leaves, the sides of the leaf are more or less oblique or unequal.

The arrangement of the veins in the blade is made a special study by botanists who concern themselves with fossil plants, for the *venation* of leaves is almost the sole character left them of importance in fossil impressions, upon which to base comparisons with species still living.

7. In describing plants, the form or outline of the leaf must be noted, and an appropriate adjective term selected to express it. As the forms assumed by leaves are infinitely varied, it necessarily follows that numerous terms must be used to denote them. The same terms apply, however, to any organs with plane surfaces, whether foliage or flower-leaves. The more important only we can note here.

In the first place, compare the leaf of a Mango or Banyan with one from the Rose, Litchi, or *Sterculia foetida*. You observe that in the two former the leaf is in one piece ; in the three latter the petiole bears several distinct pieces. These distinct pieces are called *leaflets*, and leaves which are thus divided into distinct leaflets are termed *compound*. Leaves, on the other hand, which are not divided into separate leaflets are termed *simple*. Simple leaves are frequently deeply divided, but the divisions do not extend to the base

of the blade, nor are they separately jointed to the petiole. The portions of a simple leaf thus divided are called the *segments* or *lobes* of the leaf.

8. *Simple undivided leaves*.—It will be useful practice to try to find leaves which correspond to the various outlines figured below. It will constantly happen that the form of some leaves may be as correctly described by one term as



FIG. 45. Simple Leaf.



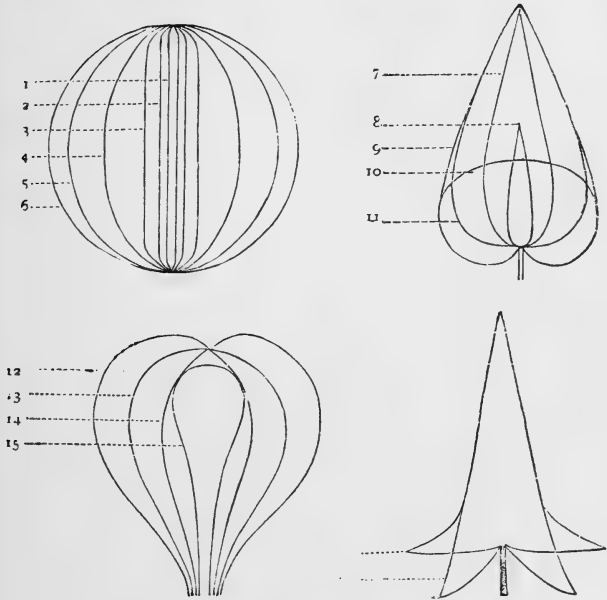
FIG. 46. Compound (pinnate) Leaf.

by another; and again, some leaves vary so much on the same branch that they may be found to match two, three, or more of the outline figures. In describing such leaves you must use the terms which denote the usual extremes of variation, as “leaves varying from lanceolate to ovate,” or from “oblong to elliptical,” &c. The terms may also be combined when needful, as *oval-oblong*, *linear-lanceolate*.

9. *Simple divided leaves*.—We may class these under two series—viz. (1) those in which the segments radiate from the extremity of a petiole, and (2) those in which they are



given off successively from a midrib. The former are of the *palmatifid*, the latter of the *pinnatifid* type. If the segments be separated nearly to the petiole, the leaf is *palmatifartite*; if nearly to the midrib it is *pinnatifartite*; the termination *-partite* being substituted for *-fid* to denote deep division of



FIGS. 47, 48, 49, 50. Outlines of Simple Leaves.

1. Acicular.  
2. Linear.  
3. Oblong.  
4. Elliptical.  
5. Rotundate.  
6. Orbicular.

7. Lanceolate.  
8. Subulate.  
9. Cordate.  
10. Reniform.  
11. Ovate.  
12. Obcordate.

13. Obovate.  
14. Oblanceolate.  
15. Spathulate.  
16. Hastate.  
17. Sagittate.

the blade. There are many modifications of these principal types of form, distinguished by special terms, but

with these it is not needful to burden the memory just at present.

10. *Compound leaves* we shall class as we have done the divided simple leaves, from which they differ in having the blade divided into *leaflets*, which are given off from the summit of the petiole, or from the midrib (common petiole), as the case may be. The leaflets separate from the petiole or midrib in the same way that the entire leaf separates from the stem, that is, without tearing. Sometimes it is difficult to tell whether a leaf should be called simple



FIG. 51. Pinnate Leaf. A pair of adherent (*adnate*) stipules are shown at the base; one on each side.

or compound. Generally, however, it is plain enough. Many beginners fall into the mistake of calling *leaflets* leaves, but a little care will rarely fail to save any one from such a mistake. Compound leaves are either of the *pinnate* type, as Rose and Tamarind, or of the *digitate* type, as *Sterculia foetida*. The Rose leaf is *unequally pinnate*, because there is an odd leaflet at the end of the common petiole. When the odd leaflet is absent, as in Tamarind, the leaf is *equally* or *abruptly pinnate*. A leaf becomes twice pinnate (*bipinnate*) when the common petiole, instead of bearing leaflets, bears secondary petioles upon which the leaflets are pinnately arranged.

When leaflets are arranged on the digitate plan, and are but three in number, they are called *ternate*, and the leaf is *trifoliolate*; if five, *quinate*, the leaf being *quinque-foliolate*. The leaflets may be twice ternate (*bi-ternate*) if the petiole bears three secondary petioles, each of which bears three leaflets, and so on.

11. The point of a leaf or leaflet at which the midrib




FIG. 52. Digitate Leaf.

ends is called the *apex*. The point where it passes into the petiole, or, if the leaf be sessile, where it is joined to the stem, the *base*. The *apex* and *base* vary considerably in outline, and attention must be paid to both in describing the form of leaves. The *apex*, if sharp, is termed *acute*; if blunt or rounded, *obtuse*; if with a very shallow notch, *emarginate*; if the notch be deep, *bifid*—the leaf becoming

*bipartite* if divided nearly to the base; it is *trifid* or *tripartite* if there be three divisions. The base of the blade in cordate, sagittate, and hastate leaves we have already figured. If the base of a sessile leaf clasp the stem, it is termed *amplexicaul*. If the lobes at each side of the base of an amplexicaul leaf be united together on the side of the stem opposite to the midrib, so that the stem appears to pass through the blade, the leaf is *perfoliate*. If the bases of two opposite leaves be united on each side of the stem, the leaves are said to be *connate*. Sometimes, in sessile leaves, the margins of the blade are continued down the sides of the stem, forming wings to it. Such leaves are *decurrent*. When the petiole joins the blade upon its under surface and not at the margin, as in the Sacred Lotus (*Nelumbium*), the leaf is said to be *peltate* (Fig. 54).

The *margin* of the leaf varies, being sometimes perfectly continuous and not indented or toothed at all, when it is termed *entire*; it is *serrate* if with sharp teeth directed forward, like those of a saw; *dentate* if with sharp teeth directed outward; *crenate* if with rounded teeth.

The *surface* may be more or less hairy, or altogether without hairs, when it is termed *glabrous*. Different terms are used to denote different kinds and degrees of hairiness, but it is not important to learn these at present.

12. Taking up again a specimen of the Pea or Rose, observe on each side of the base of the petiole a leafy organ somewhat resembling a leaflet. In the Pea these organs are very large—larger, indeed, than the leaflets. These are the *stipules*. Leaves provided with stipules are called *stipulate*, and leaves destitute of them, as those of Mustard, *xstipulate*. Like leaves and leaflets, the stipules vary in form, but they are usually small, and often fall away very early, as in the Banyan and Bread-fruit.

13. Foliage-leaves are sometimes curiously modified, either to serve some special purpose, or by the absence of the blade, or the reduction of the leaf to a mere spine. Thus in the Pea we find the extremity of the common petiole and two or more of the lateral leaflets assume the form of *tendrils*, enabling the weak stem to lay hold of



FIG. 53. Pinnate (quadrifoliolate) leaf, with stipules. *Stip.* stipules

supports in climbing. Compare with the tendrils of the Pea those of the Grape-vine, which we have described as branches modified for the same purpose (p. 72).

In Barberry and its allies, common in the Himalayas, the first leaves borne by the branches are reduced to sharp

spines, from the axils of which spring tufts of ordinary foliage-leaves, borne (as in Pine and Cedar) upon branches with undeveloped internodes. Leaves tufted in this way are said to be *fasciculate*. Stipules also are sometimes replaced



FIG. 54. Sacred Lotus  
(*Nelumbium speciosum*).

by spines. When the blade of the leaf is absent, the petiole sometimes becomes flattened to such an extent as to look like an entire leaf, in order to replace the blade as an organ useful to the plant. But the flattening is generally vertical, so that the apparent leaf is placed edgewise upon the stem, instead of spreading horizontally. By this character these leaf-like petioles may be generally recognised. They are called *phyllodes*. Sometimes the true blade is partially developed at the extremity of the phyllode, thus putting its petiolar character beyond doubt.

14. We cannot fail to have observed the various ways in which the flowers are borne upon the stem, in gathering and comparing together the common plants which we have had

occasion to use in the course of these lessons. It is convenient to speak of the Flowering System, or mode of arrangement of the flowers of plants, as the *INFLORESCENCE*.

In the Sacred Lotus we find a solitary terminal flower,

borne by a firm herbaceous peduncle, which appears to spring directly from the root. Such radical peduncles, whether they bear one flower, or many (as in *Crinum* and *Tacca*), are called *scapes*.



FIG. 55. Indian Mustard (*Brassica juncea*). The inflorescence a *raceme*.

In Mustard, the peduncle, instead of ending in a solitary flower, gives off successively a number of shortly-stalked (pedicellate) flowers in succession, until it exhausts itself and ceases to lengthen. Such an inflorescence is termed a *raceme*.

Common Plantain (*Plantago*) of waste ground has a

similar kind of inflorescence, but the flowers are sessile. This difference distinguishes the *spike* from the raceme.

The *corymb* is a form of raceme in which the lower pedicels are much longer than the upper ones.



FIG. 56. *Crinum*. Flowers in simple umbels borne on stout succulent scapes. Bracts spathaceous.

In Coriander, Fennel or Carrot, and *Crinum*, the flowers are borne upon pedicels springing apparently from one point. Such an arrangement of pedicellate flowers constitutes the *umbel*. But as you find each of the umbels in the three first-named plants borne upon peduncles, which, like the pedicels, also spring from one point, their entire



inflorescence forms a *compound umbel*; the umbels of single flowers being the *partial umbels*.

Observe the ring of small leaves at the base of the pedicels in the Carrot, forming an *involucre*. In compound



FIG. 57. Vertical section through a flower-head of *Zinnia*. The receptacle convex.

umbels we frequently have both *general* and *partial* involucre; the former surrounding the compound umbel, the latter each partial umbel.

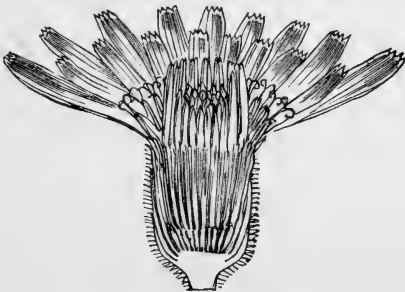


FIG. 58. Section of flower-head of *Sonchus*. The receptacle plane.

Suppose, now, all the flowers of a simple umbel to be *sessile*. We should have the same form of inflorescence as we find in *Zinnia* and *Sonchus*, in which a number

of florets are arranged upon a conical or flattened disk (the *common receptacle*) surrounded by an involucre. Such an inflorescence may be called a *flower-head*. The older botanists used to regard the flower-head as a kind of compound flower, enclosed in a common calyx, but we found in the *Zinnia* that it was composed of a number of distinct flowers (florets), each with its own calyx and corolla. The ring of bract-leaves which surrounds the flower-head answers to the ring surrounding the umbel, and is called by the same name—*involucre*.

In the Poppy and Sacred Lotus the peduncle (scape) terminates in a solitary flower. In Mustard we found that the peduncle does not itself terminate in a flower, but gives off a succession of secondary branches (pedicels), each of which bears a flower. If we take a *Ranunculus*, we shall find that the main or primary stem of the plant directly terminates in a flower like that of Poppy, and if, as is usual, there is more than one flower upon the plant, the 2d, 3d, 4th flowers, and so on, terminate respectively as many successive independent branches, springing from the axils of the leaves. Such forms of inflorescence, in which the peduncle, or axis, itself terminates in a flower, are termed *definite* or *cymose*, while those inflorescences in which the principal axis never actually terminates in a flower, but, as in Mustard, gives off a succession of lateral pedicels, are termed *indefinite*. In the St. John's Worts (*Hypericum*) and *Exacum* we have the cymose or definite inflorescence well shown in their characteristic, forked *cymes*.

An inflorescence which branches irregularly, like that of *Melia*, *Litchi*, *Mango*, and most Grasses, is called a *panicle*.

In describing the form of an inflorescence, when it does not exactly coincide with any of the principal types here defined, that which is nearest may, for the present, be

applied to it in an adjective form, as *spicate*, *racemose*, *paniculate*—like a spike, a raceme, a panicle, and so on.

15. As we progress from below upwards in the examination of the various organs of the plant, we notice, in approaching the flowers, that the foliage-leaves usually decrease in size, so that those next to the flower, or from



FIG. 59. *Melia*. The inflorescence a terminal panicle.

the axils of which the flowers spring, are often very narrow and sometimes scale-like. Such reduced leaves, bearing flowers in their axils, are distinguished as *bracts*, and flowers springing from the axils of bracts are *bracteate*. The passage,

in size, form, and texture, from foliage-leaves to bracts may be very gradual, but in most plants the transition is rather abrupt. A ring or series of numerous bracts, enclosing flowers or pedicels, as in *Zinnia* and *Carrot*, we have called an *involucre*. In *Mustard* the bracts are undeveloped: hence the flowers are *ebracteate*.



FIG 60. Dhak (*Butea frondosa*).

16. The organs of the flower and their principal modifications we ought now to be tolerably familiar with from schedule practice. There are, however, a few characters of importance which require further attention, ap-

plying particularly to the manner in which the parts of the calyx and corolla are folded while in bud (termed *æstivation*), to the form of the corolla and the structure of the pistil.



FIG. 61. Flower of Grape-vine. The petals caducous and valvate in æstivation.

In the bud, the sepals and petals (or the lobes of a gamosepalous calyx, or of a gamopetalous corolla) may be folded with their margins either more or less overlapping, or simply in contact without overlapping. In the former case, the *æstivation* is *imbricate*, as in the corolla of *Rose*, *Dhak* (*Butea*), and *Bignonia*; in the latter *valvate*, as in the calyx of *Clematis* and the

corolla of *Vine*. Sometimes the calyx may be valvate and the corolla imbricate, as in *Hibiscus*.

17. The petals of a polypetalous corolla, if narrowed to the base like those of the Mustard or Pink, are *clawed*; the narrow part being the *claw*, the expanded part the *lamina*. In a gamopetalous corolla, or gamosepalous calyx, the lower united portion is called the *tube*; the free divisions, which indicate the number of parts cohering, the *limb*; the divisions of the limb being spoken of simply as *teeth* if small, or *lobes* if larger. The more important forms of the corolla are noticed in Part II. under the groups of plants which are respectively characterised by peculiar modifications of it.

18. The more important of the characters afforded by the STAMENS, due to varying conditions as to cohesion, adhesion,



FIG. 62. Stamen, with oblong two-celled anther dehiscing longitudinally.

FIG. 63. Staminate and pistillate Flowers of Ricinus; the stamens polyadelphous.

and suppression, have been already, directly or indirectly, referred to. Some other peculiar modifications which they assume, either in form or in the mode of dehiscence of their anthers, are pointed out in Part II. as occasion arises.

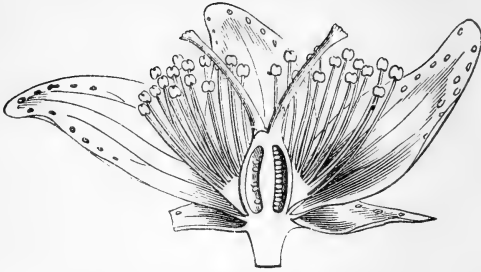


FIG 64. Flower of *Hypericaria*. The stamens hypogynous and triadelphous.

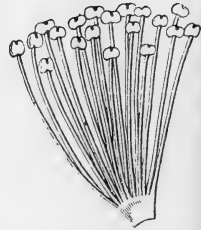


FIG. 65. A single phalange of Stamens of the same.



FIG 66. Vertical section of Flower of *Hibiscus*. The stamens monadelphous; the anthers one-celled.

19. THE PISTIL.—When in our first chapter we spoke of all the organs borne by the stem as leaves of some kind, you were not in so favourable a position, as from subsequent experience you must now be, to appreciate the broad sense in which the word *leaf* was employed. I repeat, all the organs borne by the stem and its branches are modifications of one leaf-type. By this statement you are not to understand that a petal, or a stamen, or a carpel, is a modified foliage-leaf, any more than that a foliage-leaf is any one of these organs modified; but they are all alike modifications of one common leaf-type which has only an ideal existence. Thus the leaf may be an organ either for the purpose of nutrition or of reproduction, or it may be merely a protective organ; but whatever function it is designed to fulfil—in other words, whatever special organ it becomes—it is modified appropriately to the function which it has to perform. Thus we have the nutritive leaves, broad, green expansions, exposing the fluids of the plant to the influence of light; the protective leaves, hard and scale-like, as the scale-leaves of leaf-buds; or more delicate, and often showy and coloured, as the enveloping leaves of the flower.

The essential reproductive leaves invariably assume one of two forms—either that of the staminal leaf, with the blade (the anther) thickened and its tissue partially transformed into pollen, or that of the carpellary leaf, which is hollow, bearing a seed-bud or seed-buds (ovules) upon its margin inside, and terminating above in a stigma.

That this is a correct view to take of the nature of the leafy organs of a plant we have incontestable external evidence to prove. And this evidence is principally of two kinds. Either we find one form of leaf passing by insensible gradations into another, as foliage-leaves into sepals, sepals into petals, petals into stamens, or we find

some of the leaf-organs, especially those of reproduction, under certain conditions, assuming the character of other organs. Thus stamens, in many plants, have a strong tendency to lose their character as staminal-leaves and to assume that of petals, as you may find if you compare a double with a single Rose. There is, indeed, a Rose in which *all* the organs of the flower, excepting the sepals, so far depart from their normal character as to become small foliage-leaves, all coloured green, and firm in texture.

The chief difficulty in the way of accepting the notion of the essential oneness and homology of all the leaf-organs of a plant rests principally in the wide dissimilarity existing, in the usual condition of things, between the leaves of the stem and the stamens or carpels, especially the latter. But the acceptance and thorough appreciation of this view you will find furnishes an invaluable key to the comprehension of all the various modifications which the pistil and its parts, the carpels undergo ; and it is especially with reference to these that we shall at present concern ourselves.




FIG. 67. Pod (*legume*) of Pea, partially laid open to show the attachment of the Seeds to the ventral suture.

20. Take a pistil of the simplest possible structure,—the pistil of the Pea, Dhak, or any of their allies, for example. You have here an apocarpous pistil, consisting of a single



carpel. *Ranunculus*, *Nelumbium*, *Guatteria*, and *Unona* also have apocarpous pistils, consisting, however, not of a single carpel, but of numerous distinct carpels.



FIG. 68. Flower of Sacred Lotus (*Nelumbium*), in vertical section, showing the carpels separately immersed in the top-shaped receptacle.

A comparison of any one of the carpels of *Ranunculus* with the pistil of the Pea will afford satisfactory evidence that in the latter you have but a solitary carpel. In *Ranunculus* you observe that the stigmas are all oblique to the carpels which bear them, and that they all radiate, as it were, from the centre of the flower. A like obliquity may be noticed in the Pea, the single carpel which it possesses being the only one developed of a whorl of five. Sometimes one or more of the carpels suppressed in the Pea are developed in other species which are allied to it in general structure.

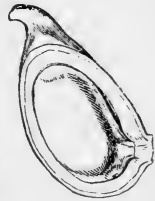


FIG. 69. Longitudinal section of fruit-carpel of *Ranunculus*, showing obliquity of the stigma.

But garden Larkspur, Monkshood, and Star Anise furnish good connecting links between the Ranunculus and Pea ; for in these



FIG. 70. Star Anise (*Illicium*).  
The fruit apocarpous. Car-  
pels uniseriate, dehiscing by  
their ventral sutures.

plants you find the carpels larger than in Ranunculus, but fewer in number, varying from one to fifteen, and standing in a whorl around the centre of the flower. Each carpel of the pistil of either of these three plants answers to the pistil, consisting of one carpel,

of the Pea. In all of these plants the pistil is apocarpous ; the carpels, however, differ in number, as well as in the number of ovules which they contain, and in their mode of opening when ripe (*dehiscence*) to allow the seeds to escape.

Observe that in Larkspur, Monkshood, and Star Anise the ovules and seeds are borne upon the inner angle of the carpels ; the same in the Pea ; and the inner angle of the carpels coincides with the axis of the flower.

Now ovules are, as a rule, marginal buds (the nature and relation of which to ordinary leaf-buds is not yet well understood), that is, they are borne upon margins of carpellary leaves ; so we may conclude that the inner angle of each carpel, upon which the seeds are arranged, answers to the line of union of its infolded edges. This line is called the *ventral suture*.

To take the Pea again as the simplest case—if you split it carefully open up the edge bearing the seeds, you will find, when laid open, that **half** of the seeds are on one edge, half on the other ; each margin being alternately seed-bearing. Up the middle of the opened carpel you have a strong line or nerve (the outer angle when the carpel was closed), which is, simply, the *midrib* of the carpellary leaf, answering

to the midrib which we find in foliage-leaves. This line is called the *dorsal suture*.

The apex of the carpel is continued into the short style, and terminates in the stigma, which withers before the Pea is ripe. Each of the carpels in the other plants which we have just examined presents the same features as the Pea. Ranunculus differs only in the small size of the carpels, each adapted to contain one small seed.

Suppose, now, the three or five carpels of the pistil of Monkshood, instead of being free from each other, had been developed cohering to each other by their inner faces. The consequence would have been that we should have had a



FIG. 71. Transverse section of a three-celled Ovary, with axile placentation and multiseriate indefinite ovules.



FIG. 72. Transverse section of a three-celled Ovary, with axile placentation. The ovules biseriate.



FIG. 73. Transverse section of a two-celled Ovary, with axile placentation & indefinite ovules.

syncarpous pistil with a five-celled ovary. And syncarpous pistils with five cells, or more than five cells (as Orange), or fewer than five (as Lily), occur on every hand, and are nearly always explicable in this way; that is, by the cohesion of as many carpels as there are cells in the syncarpous ovary. It follows, from this explanation of the structure of a syncarpous ovary, that each of the divisions, called *dissepiments*, by which syncarpous ovaries are separated into distinct cells, must be double. They must each necessarily consist of the two infolded and cohering sides

of adjacent carpels. And so we often find, that when syncarpous pistils are ripe their carpels separate from each other, each dissepiment splitting into two plates.

21. From the circumstance that the ovules develop upon the margins of carpels, it must follow that when two or more carpels cohere, and their margins are infolded so as to meet in the centre of the pistil, the ovules must also be attached in the centre or axis. Their attachment, or *placentation*, as it is termed, is then termed *axile*. You find this well shown in Lily or Crinum, where there are three carpels; Solanum, where there are two; and Orange, where there are many, cohering.

But in many syncarpous pistils, although the carpels cohere, their margins are not infolded to such a degree as to reach the centre and become united there into an ovule-bearing axis. When such is the case, the placentation



FIG. 74. Transverse section of a one-celled ovary with three parietal placentas and indefinite ovules.

is described as *parietal*. We find all grades of development of these dissepiments, from the Violet and its allies, with parietal placentation (the carpels not being infolded at all, and the ovules arranged in lines upon the inside of the one-celled ovary), to the Lily, in which the carpellary margins are inflected to the centre, and the placentation is consequently *axile*. The pistil of Poppy is

intermediate; the margins of the numerous united carpels which compose it projecting into the cavity of the ovary without quite reaching to the centre. The placentation of this plant is exceptional, the ovules being spread over the sides of the partial dissepiments, instead of being confined to their inner edges.

In Pinks and Stitchworts the placentation is *axile*, but the dissepiments are lost before the ovary is fully grown,

so that the ovules are collected in a head in the centre of a one-celled ovary. Such placentation is termed *free central*.



FIG. 75. Transverse section of a one-celled ovary with free central placentation.

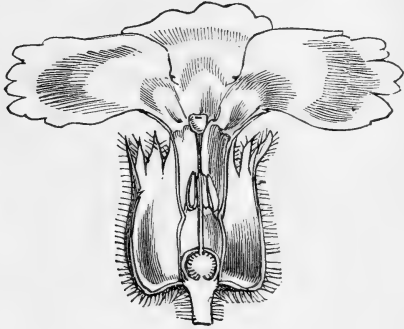


FIG. 76. Chinese Primrose (*Primula sinensis*).

The same kind of placentation is found in Chinese Primrose, *Ardisia*, and *Utricularia*, but in these plants there is no trace of dissepiments at any stage of development of the ovary.



FIG. 77. *Utricularia stellaris*.

In Pea, Dhak, Star Anise, Unona, and other apocarpous pistils, the carpels of which contain several ovules inserted upon the ventral suture, the placentation may be described as *sutural*. The sutural placentation of apocarpous pistils is, of course, essentially the same as the axile placentation of syncarpous pistils.


22. The structure of the FRUIT deserves careful attention, especially as there is scarcely any part of the plant more liable to be misunderstood. We must learn from what part or parts of the flower the fruit results, and how to distinguish fruit from seed, for some common fruits are constantly misnamed seeds, and sometimes seeds are mistaken for fruits.

Seeds are almost invariably contained in a seed-vessel called the *pericarp*, and the pericarp may consist either of the ripened ovary only, or, if the ovary be inferior, of the calyx-tube combined with the ovary.

In the case of *Ranunculus*, and most plants with apocarpous pistils, the fruit consists of as many distinct carpels as there were carpels in the pistil of the flower. Each carpel contains one or more ovules in flower, and one or more seeds in fruit. The pistil we call apocarpous, and the same term applies to the fruit. In like manner we may apply the term syncarpous to all fruits which result from syncarpous pistils.

23. Now the changes which take place during the ripening of the fruit are very simple indeed in *Ranunculus* compared with those which take place in many other plants. We find often that an ovary with several cells in the flower is but one-celled in fruit, and that many ovules present in the flower are sometimes sacrificed during the perfecting of a single seed. Take the acorn of any Oak for example. When ripe it contains but one cell and one seed; but if the ovary be cut

across a month after flowering, it will be found to be three-celled, with a pair of ovules in each cell. This suppression of parts during the ripening of the fruit is very common. It is, however, but one of the important changes to which it is subject.



FIGS. 78, 79. Acorns of two Indian species of Oak (*Quercus*).

Another change which greatly disguises the true nature of the fruit is the excessive enlargement of certain parts, or the alteration in texture and firmness of the layers of the pericarp.

Examine a ripe Mango. You find it borne upon a peduncle. At the top of the peduncle there still remains a scar, showing where the stamens were attached, and that the calyx was inferior. A little obliquely-placed dot on the top of the Mango denotes the position of the style. It must follow, then, that the Mango-fruit has developed from the ovary only. You cut into the pulp of the fruit, and find that it encloses a hard stone. Break the stone, and the seed will be found inside. The stone is a hardened inner layer of the pericarp, the pulp a succulent outer layer; both the stone and the pulp which surrounds it originate from the walls of the ovary. Stone-fruits, like the Mango and Jujube, are called *drupes*. Like the small fruit-carpels of Clematis and

Ranunculus, they do not split open (*dehisce*) when ripe to let the seed escap, but simply fall to the ground, where the pericarp rots away, and the seed begins to germinate.

Try now a Loquat, Jambolan, or Guava. Examine first the top of the peduncle, underneath the fruit. There is no scar to be found as in the Mango, but at the top of the fruit you find the distinct remains of the limb of the calyx, and sometimes even a few withered stamens. You thus know the fruit to be inferior. In each of these fruits the calyx-tube is adnate to the ovary, so that ovary and calyx-tube together constitute the pericarp.

Next try an Orange. At the bottom of the fruit you find either the calyx still remaining, or its scar. The fruit is a true *berry*, and the same name you may apply to any syncarpous fruit that is succulent, and that does not open (succulent fruits rarely do) to allow the seeds to fall out, such as the Grape and Cape Gooseberry (*Physalis Peruviana*,). On the top of the fruit is a little round scar, left by the style, which soon withers after flowering, and usually breaks off. The Orange, therefore, is clearly a superior fruit, developed solely from the ovary of the flower. Cut it across, and you find it divided into a variable number of cells by membranous dissepiments, each cell answering to a carpel. In the pulp which fills the cells, and which is developed from the inside of the outer wall of the ovary, the seeds are embedded.

Try a Cocoa-nut. From the extraordinary enlargement and change in texture undergone during maturation of the fruit, probably all external indication of the position of the perianth is obliterated. In such cases it can only be determined by watching the development of the fruit whether to call it superior or inferior. In Cocoa-nut it is superior, resulting from the ovary alone, two of the three cells of which



are early obliterated, or, rather, rudimentary from their origin, so that the fruit is one-celled and one-seeded: the triangular form of the fruit still indicates its tricarpellary character. A transverse section through the entire fruit shows a thick outer layer of the pericarp, fibrous in texture, and a thin bony inner layer (the shell). The cavity of this inner layer (*endocarp*) is occupied by the seed. The seed is hollow, consisting of a uniform layer of solid albumen closely applied over the inner surface of the endocarp, with a portion (the milk) unconsolidated in the cavity, and a minute embryo occupies a little cell in the albumen at the base of the nut.

A syncarpous fruit that is dry when ripe, and which opens (*dehisces*)—either by the pericarp splitting from the top to the bottom into *valves*, as in Tea or Camellia, and Cotton; or but partially from the top into *teeth*, as in Chickweeds and Pinks; or by little openings called pores, such as are found in the ripe fruit of Poppy—is called a *capsule*. And this name is applied to a great variety of fruits, differing much in size and mode of dehiscence, but all agreeing in being syncarpous, and, when quite ripe, dry and dehiscent.

Syncarpous fruits, on the other hand, which are dry and *indehiscent*—that is, which do not open, but liberate the seed by decay, as the fruit of the Oak or of the Buckwheat (*Polygonum*)—you may simply call *nuts*.

In *Ranunculus* a number of distinct carpels collectively form the fruit, which consequently we have called apocarpous. Each carpel is dry, one-seeded, and indehiscent. Such fruit-carpels are called *achenes*.

With regard to the Mulberry, the fruit of the Mulberry-tree, you have here the produce not of a single flower, but of a short, dense spike of pistillate



FIG. 80. Collective Fruit of Mulberry.

flowers, each flower consisting of a perianth of four leaves in two pairs, enclosing the pistil, which is superior, and crowned by a bifid stigma. Now, as the pistil ripens and the seeds mature, the persistent perianth-leaves become very succulent and juicy; and it is to these organs, thus altered in texture, that the Mulberry owes such value as it possesses as an eatable fruit. The Mulberry, therefore, differs from all the so-called berries which we have examined as yet, in



FIG. 81. Jack-fruit  
(*Artocarpus integrifolia*).




FIG. 82. Fruit of Fig (*Ficus Carica*) in vertical section. Staminate and pistillate flowers are shown separately.

the circumstance that it results, not from a single flower, but from a number of flowers. On this ground it may be distinguished as a *collective* fruit. All fruits which result from more flowers than one are called collective fruits. We have examples in the *cones* of the Pine and Deodar, in the Pineapple, the Jack-fruit, and the fruit of the Fig.

A Fig you can easily get for examination. If cut across, it appears to be filled with small dry seeds enclosed in a succulent pericarp. But such is not really the case. Figure 82 shows the staminate and pistillate flowers of the Fig. In order to observe them you must gather a Fig while young and green. You will then find that the inside of it is thickly crowded, not with ovules, but with these minute, monochlamydeous flowers; the pistillate flowers usually occupying the lower and greater part of the cavity. It follows, therefore, that the pulpy portion which forms the mass of the Fig is a common receptacle, deeply concave and nearly quite closed at the top, bearing numerous flowers

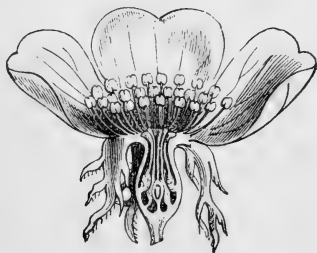


FIG. 83. Vertical section of Flower of Rose, showing the carpels enclosed in a deeply concave receptacle.

upon its surface. If you have the opportunity, compare with the Fig the fruit of a Rose. Although rather similar at first sight, they are essentially different. The fruit of the Rose results from a single flower, the receptacle of which becomes more or less succulent and usually red when ripe. Inside are the separate, dry achenes, which must not be mistaken for seeds. The fruit of the Rose is analogous to that of the Strawberry, chiefly differing in the receptacle, which is concave instead of convex.

Besides the forms of fruit which we have enumerated,

there are a few others so distinct in character as to merit special names and descriptions ; but as these are confined to certain groups of plants, they may be suitably noticed when we come to speak of the general character of the respective groups in Part II.

The prevalent forms of fruit, the usual structure of which should be thoroughly understood, are as follow :—

SIMPLE FRUITS (resulting from a single flower):

*Achene*, apocarpous, dry, indehiscent, usually one-seeded (Clematis, Ranunculus, Rose).

*Follicle*, apocarpous, dry, dehiscing by the ventral suture (Star Anise).

*Legume*, apocarpous, dry, dehiscing by both sutures (Pea, Indigo).

*Nut*, properly syncarpous, dry and indehiscent, the pericarp usually hard and bony.

*Drupe*, usually apocarpous, succulent, indehiscent and one-seeded, with the inner layer of the pericarp stony (Mango, Almond, Jujube).

*Berry*, syncarpous, succulent, indehiscent, few or many-seeded (Coffee, Cape Gooseberry (*Physalis*), Grape).

*Capsule*, syncarpous, dry, dehiscing (Cotton, Lily, Camellia, Rhododendron, Trumpet-flowers).

COLLECTIVE FRUITS (resulting from two or more flowers).

24. The structure of the SEED we have already carefully examined in the Pea, Castor-oil, and Wheat. In examining plants, it will be sufficient at present to note whether the seeds are *solitary*, *definite*, or *indefinite* in the ovary if it be apocarpous, or in each cell of the ovary if syncarpous. Thus the seeds are *solitary* in Clematis, Cocoa-nut, Mango, Zinnia, Sweet Basil, and Grass-cloth Nettle ; *definite* (few and

constant in number) in the Elephant Creeper and most of the Convolvulus order; and *indefinite* (numerous or variable) in Cotton, Gourd, and Pomegranate. Note also whether the seeds are *exalbuminous*, that is, containing embryo only, as in Pea, Mustard, Mango, and Zinnia; or *albuminous*, containing albumen along with the embryo, as in Coffee, Castor-oil, and Wheat.

## CHAPTER VIII.

### THE MINUTE STRUCTURE AND VITAL PROCESSES OF PLANTS.

1. The minute parts of which plants are composed.
2. The cells.
3. The vessels ; their modifications ; they originate from cells.
4. A few tissues suggested for comparison.
5. Active cells contain fluid contents.
6. Cell-wall and cell-contents.
7. The former ternary, the latter quaternary.
8. Division and growth of cells.
9. Temporary reserves. Starch-granules. Oil. Sugar.
10. Colouring matter of leaves.
11. Crystals in cells.
12. Long and short cells. Fibro-vascular system of plants.
13. Comparison of the arrangement and mode of increase of fibro-vascular bundles in Monocotyledons and Dicotyledons. The cambium cells. Exogenous and endogenous stems.
14. Woody Dicotyledons further examined. Pith ; wood ; medullary rays ; bark.
15. Circulation of fluids through the cells. Diffusion.
16. The epidermis and its structure. Stomates. Intercellular spaces.

1. IN our second chapter we inquired very briefly into the functions of the nutritive organs. Now that we have had the opportunity of comparing the corresponding organs of many plants, and of forming some tolerable idea of the extent to which the same organ may vary in external

character in different plants, it may be worth while to examine more closely than it was at first expedient into their mode of working. In order to understand this, you must first acquire a correct knowledge of the minute composition of the various organs. Now, their minute composition is, generally speaking, so simple that you need find no difficulty in comprehending it; but the parts of which I have to speak—which build up the leaves, and stem, and root—are so very minute, that unless you make use of a microscope that will magnify, say 40 to 80 diameters, you will be unable satisfactorily to see the parts which compose these organs. In order to meet this difficulty, in case you cannot get a sight of the objects themselves, which is always best, refer to the cuts, which correctly represent all that is necessary.

2. Take first, if you please, a little morsel of the succulent stem of a garden Balsam, or of the stem of any Gourd or of Water Melon. Boil it for a few minutes, until soft enough to be torn or dissected out with needles. If you have none of these plants at hand, a bit as large as a small pea of any soft herbaceous plant will do. Balsam and Gourd are particularly well suited, because the parts which I wish you to examine are not quite so minute in their rapidly developed stems as they are in plants of less succulence and firmer texture.

We will suppose that you have taken a very small morsel of boiled Balsam or Gourd. You observe that it is quite soft and pulpy, and that a few fibrous strings appear to be mixed up through it. Take a little of the pulp on the end of a needle and put it upon a slip of glass, adding a drop of water. If you have a thin glass cover, put it over the drop, gently letting one side rest first on the slip as you put it down, so as to push out the air-bubbles, which are apt to get entangled, and which look like round balls with black

sides when magnified. When you look at the preparation under the microscope, you are pretty sure to find a number of bodies resembling those represented in the cut. If you do not find them, try another morsel until you succeed. These bodies are called *cells*. They are hollow sacs, each filled with fluid. Now, of cells more or less like these, differing principally in size, in relative length and breadth, and in the thickness of their sides, *every part of every plant* is composed. All the organs are built up of these minute cells.

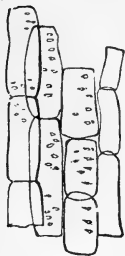


FIG. 84. Cellular tissues; the individual cells oblong, and arranged in vertical rows.

3. But take now a very small bit of one of the fibrous strings of the boiled stem. Place it in a drop of water, and, with a couple of needles, one in each hand, separate it into what seem, to the naked eye, to be its constituent fibres, just as you would separate a morsel of string into its finest threads. When you have got it dissected out, put a cover on as before, and examine it under the microscope. You will probably find here, besides numerous cells of various lengths, some long tubes, with their sides (*walls*) curiously marked with delicate fibres, usually arranged in a spiral direction, twisting round and round inside the tube—the coils sometimes very close, sometimes loose; or you may find the fibre in the form of separate rings in the inside of the tubes. These tubes are called *vessels*. They originate in this way: A number of cells, such as we saw before, standing one over the other in a row, have the partitions which separate them more or less completely removed, so that the row of cells becomes open all through. We have then a true vessel. Vessels are almost invariably marked either by a spiral, netted, dotted, or ring-like thickening



upon the inside of their walls. In Balsam this thickening usually takes the form of a spiral fibre, but if you boil a bit of Teak or Oak wood, half the size of a pea, in a few drops of nitric acid for a few seconds, it will become white and soft, and after washing it in water two or three times to remove the dangerous acid, you may dissect it in the same way as you did the Balsam. You will find the vessels which it contains more or less like those in Fig. 86. The larger vessels of Teak and Oak wood differ from those of Balsam merely in the thickening on the inside of the vessel

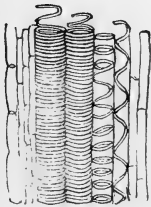


FIG. 85. Spiral and annular vessels, associated with long narrow cells.



FIG. 86. Dotted duct, associated with long, tapering, thick-walled cells.

being more uniformly spread over the wall, omitting only minute spots, which look like holes or pores through the wall of the vessel. Such dotted vessels are very common in wood, and may be easily observed by making very thin slices of the wood lengthwise with a sharp razor.

Plants, then, are built up of cells, or of cells and vessels ; the latter originating from cells.

4. Compare with the structure of Balsam that of the following tissues, selected as well suited to show different modifications of cells and vessels, because easily obtained and requiring little preparation.

Pulp of any ripe fruit. Large, thin-walled cells.

Pith of a young branch of any tree. The cells are often closely packed, and consequently polygonal.

Piece of the stone of a stone-fruit, or shell of a nut, as Cocoa-nut, ground excessively thin, by rubbing it with the finger upon a hone. The cells have very thick sides, so

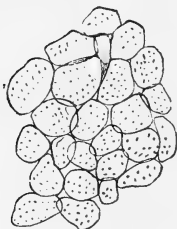


FIG. 87. Thin-walled cellular tissue of pith.



FIG. 88. Cellular tissue, with the walls of the cells much thickened, as in the stone of stone-fruits.

thick that sometimes the cavity is almost obliterated. The "pores" are lengthened out into long "canals," which radiate from the cavity of each cell.

Yam. Potato. Thin-walled cells.

Young shoots of any Fern (boiled to a pulp). Large vessels, marked with cross bars.

Pine-wood (thin slices, both lengthwise and across the "grain"). Long, thick-walled, tapering cells, without any vessels. The sides of the cells are marked with minute disks.

Thin petals, and petals doubled back to show the projecting cells on the folded edge.

Pollen. The grains are usually oval or roundish, and generally separate. Compare the pollen of Hibiscus, Cucumber or Gourd, Passion-flower, Lily, any Convolvulus, and

Thunbergia. Examine also the pollen-masses of Orchidaceæ and Asclepiadeæ referred to in Part II.

5. We have spoken of cells as containing fluid. So they do, as long as they continue to take part in the work of the plant. But in the trunks of trees the cells forming the older wood sometimes become so very thick-walled that they cease to do any work, and, indeed, may be said to have no room left to do it in.

6. Take some active, sufficiently transparent cells, such as you find upon the margin of any young leaf bearing short hairs upon its surface, and, removing a morsel of the leaf without injuring the hairs upon it, place it in a drop of water upon a glass slide under the microscope. You observe that each hair is simply a cell of the surface of the leaf which has grown out into the air. Now, if you add some fluid that will *kill* the cell, such as a drop of spirits of wine, you will find, after allowing it time to act, that the contents of the cell separate from the wall of the cell and collapse, lying as a loose sac or irregular mass in the middle. We may, therefore, distinguish cell-contents from cell-wall. And the distinction is an important one, since all the real work of the plant is done by the cell-contents; the cell-walls forming merely the framework of the workshops in which all the secret and wonderful operations of plants are carried on.

It is this comparative isolation of an infinite number of vital fragments that constitutes one of the most essential differences between the vegetable and animal series of the organized world.

7. In our second chapter we spoke of the elements carbon, oxygen, hydrogen, and nitrogen, as existing in plants in a series of peculiar combinations, some of which chemists are not yet able to imitate in their laboratories. These combinations we called ternary and quaternary, from their

consisting respectively of three or of four elementary or simple substances. The cell-wall consists of carbon, oxygen, and hydrogen, forming a ternary compound (*cellulose*). The essential part of the cell-contents consists of the same elements combined with nitrogen and sulphur, constituting protoplasm. Wherever we have growth going forward, there we have protoplasm, in varied association with water, in activity.

8. The way in which growth in plants takes place is simply this. The contents of the cells of the growing part divide into two, and between the halved contents there forms a thin layer of the ternary cell-wall, which divides each cell into two distinct cells. The new cells then increase in size until they become as large as their parent cell, when they each divide again, and the process is repeated. As a general rule, long and tapering cells acquire very thick walls, while short cells remain permanently thin, or become thickened according to circumstances.

9. In observing the tissue of a Yam or Potato, referred to above as well adapted to show thin-walled, closely packed cells, or of any similar farinaceous tuber or rhizome, you may notice that the cells which are not cut into (and thus emptied) in making a very thin slice are filled with very minute oblong granules. If the slice be too thick, the granules are so numerous that they entirely conceal the delicate cell-walls. These granules, which are stored up in nearly all the cells, are called *starch* granules. To compare with potato-starch, you may take the smallest possible pinch of dry arrowroot and dust it upon your slide, and you will find that the granules of which arrowroot consists, though they differ a little in form, are, in other respects, like those of potato-starch. You may make quite sure of it if you

add a small drop of weak tincture of iodine, when they ought at once to become a deep violet; for iodine forms with starch a violet-coloured compound.

Similar granules to those of the Potato, allowing for differences in size and form, you may find in nearly all flowering plants. They are especially abundant in thickened roots, in underground stems, and in seeds. In these organs the starch is stored as a temporary reserve, to be made use of after a winter's rest, or (in the seed) at the time of germination. The granules then dissolve, and may be said to be eaten by the protoplasmic cell-contents. Starch is identical in chemical composition with the ternary substance of which the cell-wall is formed: it differs from it in being a temporary deposit instead of a permanent one. It originates always in direct connection with the chlorophyll-granules of the leaves, whence it is conveyed, in what we may here conveniently speak of as in solution, to those tissues in which growth is actually taking place, or to other organs destined to receive reserves of food available for future use. Under high magnifying power the individual grains of starch present more or less distinctly the appearance of successive partial zones around a usually eccentric focus. This is due, like the zoning in thickened cell-walls, to the alternation of belts richer and poorer in water, and so varying in refractive power.

Another form in which temporary reserves are stored up in the cells we find in the globules of oil, abundant in some cells, especially of certain seeds and fruits. Hence we find the principal source of our vegetable oils in the fruits of different plants, as *Sasamum* (embryo), Olive (pulp of drupe), Cocoa-nut (albumen), &c.

Sugar is another food-deposit of plants, differing from starch in being soluble in the watery cell-sap which fills the

full-grown cells. It would appear to be usually an intermediate condition of the plant's ternary food, either preceding the formation or immediately following the solution of starch. It abounds in the cell-sap of the stem of the Sugar Cane and of some Palms.

10. There is another important cell-content of which we have not spoken. If you take any green part of a plant (and it will be best to take a morsel from some succulent leaf, or the thin leaf of a Moss), and examine the cells under a powerful microscope, you will find that the entire cells are not coloured green, neither are the whole of the cell-contents, but that the colouring matter is limited to very minute granules lying in the colourless fluid contents. These are called the *chlorophyll* granules. The development of the green colour of these granules is determined by the action of light, as may be proved by growing plants in total darkness, when they become blanched. The presence, moreover, of a minute quantity of iron is found to be essential to the assumption of the green coloration. The green colour may be easily removed by a little spirits of wine, leaving the granules, which are essentially but simple segregated portions of denser protoplasm, almost unaltered. Upon the presence of the green colouring matter of these granules under the influence of solar light indirectly depends the most characteristic phenomenon of vegetable life—the assimilation of material adapted to vegetable and animal growth from the inorganic binary compounds, carbonic acid and water.

11. Besides starch, oil, and chlorophyll, there may frequently be found minute crystals, either in the form of needles, or collected into nodules, lying in the cavity of cells. They are called *raphides*, and are, generally, of subordinate importance.

12. Besides the distinction which I have pointed out between cells and vessels, you may roughly group the different kinds of cells as *long* or *short*. Long cells are usually thick-sided, and often taper at each end, so that when a number of them have grown together, forming a tissue, we find such tissue to be generally firm and tough. Such cells, together with a few vessels, form the principal mass of wood, of petioles, and of the *veins* of leaves. These veins, which have nothing in common with the veins of animals, serve as a sort of framework for the support of the short cells which occupy their interstices. The short cells of leaves are generally thin-walled, and during spring and autumn they are busily engaged in elaborating the food of the plant by the aid of the sun's light and heat. The bundles of long, thick-walled cells, with the vessels which accompany them, forming the veins, we may speak of as the *fibro-vascular* system, and the short cells as the *cellular* system of the leaf. In the petiole the cellular system is much reduced, and the fibro-vascular system is contracted into narrow compass.

13. The arrangement of these systems, as they are termed, in the stem, differs considerably in the two great Classes of flowering plants.

Excepting in their single cotyledon and the behaviour of the radicle in germination, Monocotyledons are not, at first, materially different from Dicotyledons; but when one or two seasons of growth are over, a marked difference in the mode of arrangement of their fibro-vascular bundles becomes apparent. And this difference essentially consists in the circumstance that in Monocotyledons the fibro-vascular bundles remain permanently isolated, and, once completed in the stem, do not receive any addition in thickness, while in Dicotyledons they become confluent, forming

a continuous ring around the pith, and constantly increase in thickness during the successive working seasons of the tree by organically continuous additions to their outer side : so that in Monocotyledons the bundles are *closed* or *definite* ; in Dicotyledons *continuous* or *indefinite*.

But the nature of this difference you will appreciate

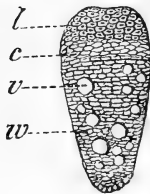


FIG. 89. Diagram representing the arrangement of the tissues in a fibro-vascular bundle; *l* the liber, *c* cambium-layer, *w* wood, *v* wide vessel of the wood.

better when you understand the composition or arrangement of the tissues forming these fibro-vascular bundles. Each bundle contains at first a layer of cells of extreme delicacy, which cells are capable of undergoing division and enlargement ; and it is by means of this layer only that the bundle can increase in thickness. This layer of active cells is enclosed between two distinct systems ; one system, on the side towards the centre of the stem,

consisting of long, thick-walled cells and vessels, forming the proper *wood* of the fibro-vascular bundle, and another (smaller) system, on the side of the bundle towards the circumference of the stem, characterised by thick-walled, tapering cells, forming the *liber* system.

The figure (89) represents a fibro-vascular bundle cut across, showing at *c* the layer of delicate cells, called the *cambium layer*, the cells of which divide and give off new cells on each side—on the inner side wood-cells (*w*) and vessels (*v*), on the outer side fibrous liber-cells (*l*). In Dicotyledons these bundles are arranged in the stem in such a manner, at a very early stage of its growth, that the cambium-cells of the bundles, which are side by side, coalesce, and thus form one continuous cylinder of multiplying and enlarging cells. The consequence is, that in



Dicotyledons all the *wood* is on the inside of this cambium-cylinder, and new wood is deposited on the outside of wood previously formed; all the *liber*, on the other hand, is on the outside of the cambium, and immediately within the bark—of which, indeed, the *liber* is regarded as forming an inner layer. Structure such as here described is precisely what we find in the stem of a Mango, or any other dicotyledonous tree, which is said to be *exogenous*, from the circumstance that the wood increases by additions to its outside.

In Monocotyledons, on the other hand, the cambium-cells

of the different fibro-vascular bundles never coalesce so as to form a cambium-cylinder: consequently they do not form continuous rings of wood. The cambium-cells, therefore, soon cease their dividing and enlarging work, and the fibro-vascular bundle is finished. We find, if we cut the solid stem of a Monocotyledon across, that the fibro-vascular bundles are irregularly scattered all through the cellular system of the stem. They are especially crowded towards the circumference, which consequently becomes much harder than the centre in Woody Monocotyledons. From the mode of development of the fibro-vascular bundles, and the direction which they take in the stem, the trunk of Woody Monocotyledons does not usually increase in diameter beyond a certain point, as we find in Palm-trees, which frequently have tall cylindrical stems as thick at the top as at the base. These peculiarities led the older botanists

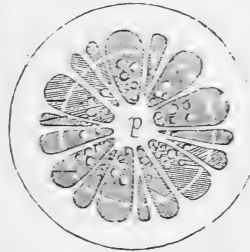


FIG. 90. Diagram showing the arrangement of the fibro-vascular bundles (each of them wedge-shaped in cross-section) in the stem of a young Dicotyledon. The pale circle passing through each bundle near its thicker end indicates the future cambium-cylinder;  $\rho$  the pith.

to call such stems *endogenous*, from a notion that the younger bundles were those in the centre of the stem, and that they pushed and compressed the older bundles towards the outside.



FIG. 91. Diagram showing the arrangement of the fibro-vascular bundles in a cross-section of the stem of a Monocotyledon. *v. b.* fibro-vascular bundles; *c. t.* cellular tissue.

14. But the structure of Woody Dicotyledons requires further examination.

Take a cross-section of the stem of an Oak, or of any branching tree from the cooler mountain ranges, already several years old. You find in the centre the remains of the original cellular system of the stem reduced to a very narrow cord, and distinguished as the *pith*. When young the pith served to contain and to convey nourishing fluids to the growing point; now it is dry and useless. Surrounding the pith is the wood, forming the great mass of the stem. A number of concentric rings are distinguishable in the wood, there being as many rings as years that the stem has existed, one ring to a year; so that by counting the rings you may ascertain the age of the stem. The appearance of rings or *annual zones*, in the wood, arises simply from the wood formed in summer and autumn being denser, closer grained, and with fewer vessels than that formed in spring.

With a little care you may notice that there are, as it were, narrow rays proceeding from the pith to the bark. These are actual plates of cellular tissue left between the fibro-vascular bundles, which look like narrow rays when cut through transversely. They are called the *medullary rays*. They are usually very narrow, much narrower in most

trees than in the Oak, the wood of the common European species of which, when cut lengthwise in the direction of these rays, is marked by silvery patches of the cells of the rays, forming what is called the silver-grain, which painters imitate in painting wainscot.

It will be difficult to find the cambium-ring without using a lens, but it is immediately within the *bark*, which it connects with, while at the same time it separates it from, the wood.

The outer layers of bark are usually composed of short cells of corky texture, which serve to prevent the cambium-layer from drying up, by checking evaporation from the surface.

The inner or liber-layer of the bark of many plants and trees is made use of for cordage and in cloth-making. Hemp, sunn-hemp, jute, and flax, are all derived from this layer, which, in the plants affording these products, is very tough.

15. The questions now present—Through which of these cells, or systems of cells, in the stem, is the watery sap absorbed by the roots conveyed to the leaves? And through which are the products, elaborated in the leaves under the influence of light, conveyed to their respective destinations for present or future use? In other words, How do the sap and nutrient fluids circulate in the plant? But these questions, reasonable though they seem, it is impossible to answer fully in the present state of our knowledge.

It is not our business just now to concern ourselves with contested points; so we must be content with a very general and partial explanation. In the first place, we must recall the fact that the entire plant is built up of closed cells and vessels; consequently, solid substances, even in the minutest state of subdivision and suspension in water, cannot be

admitted by healthy uninjured plants. Mistakes as to this point have arisen from using injured or wounded plants for experiment. Therefore only fluids, substances dissolved in fluids, and gases, can be absorbed by the plant; viz. fluids with solids or gases in solution by the roots, gases and vapour by the leaves.

The circulation or transference of these fluids and gases from cell to cell can only be by *diffusion*, a physical process, probably controlled, in some way not yet imitable, by its taking place in a living apparatus. This process of diffusion depends upon two conditions. First, we must have two fluids separated by a membrane of some kind which they can permeate. Second, these fluids must be of different chemical composition, or of different density. When these conditions exist, a current is set up through the membrane, which results in one of the fluids (the denser) increasing in bulk at the expense of the other. This increase is due to Diffusion. The affinity of the membrane itself for one of the fluids in preference to the other modifies the result. Now these conditions obtain throughout all plants, excepting, of course, the old dead and dry portions of trunks, &c. They are built up of closed cells, containing fluids of various density, and the walls of the cells are permeable. The consequence is, that there is a constant transmission of fluids going forward throughout their tissues. This explanation of the transference of fluids in plants no doubt is satisfactory so far as it applies to tissues consisting of cells with relatively large cavities, but when we find, as in many woody stems, that the course of the fluid, the so-called "ascending sap," absorbed by the root, is chiefly through the thick-walled prosenchyma of the wood, the individual cells of which have their walls much thickened, and their protoplasmic contents mainly replaced by air, we are compelled to attribute the

transference of this fluid to the existence of some molecular relation established between the substance of the cellulose thickening of the cell-walls and the particles of water by which it is freely permeable, the precise nature of which we are not yet in a position to define, but which may be currently described as capillary. Whatever explanation may be ultimately adopted, the fact is clear that the chief upward transference of fluid takes place through the wood-cells of the vascular bundles, which collectively form in Dicotyledons the sap-wood or alburnum, and that this transference during active spring-vegetation is very rapid. The direction of the current is mainly determined by the constant evaporation from the leaves, which necessarily tends to render their cell-contents denser, so that the water taken up by the surface-cells and hairs of the root-fibrils is impelled upwards cell by cell, to restore the equilibrium, until it reaches the leaves and other tissues exposed to evaporation. The course which the *ascending sap*, as it is termed, takes has been usually supposed to be through the cells forming the younger layers of wood, the vessels assisting when the current is rapid. This, however, is not absolutely determined. The elaborated food-products, prepared in the green organs under the influence of light, are generally admitted to descend chiefly through the inner layers of bark. Indeed, a rude experiment may be regarded as strongly confirming this view. If you remove a ring of bark from the stem of a tree, or bind it very tightly round with a strong hoop, no wood will be formed below the ring or hoop. On the other hand, a considerable thickening will take place immediately above it.

16. I have spoken of leaves as capable of absorbing gases, especially carbonic-acid gas, and probably also vapour, from the atmosphere.

If a leaf be examined carefully, it will be found covered with a thin skin or epidermis, which very often (in fleshy leaves) may be torn off in filmy shreds. And a similar epidermis covers nearly all the green and coloured organs which are exposed to the air. If a piece of this epidermis, torn from a leaf with the thumb and a sharp penknife, be placed in a drop of water upon a glass slide, its structure may be easily made out under the microscope. Suppose a shred torn from the leaf of a Lily. It will be found to consist of an excessively thin layer of flattened cells, closely fitting at their angles. Scattered at intervals over the epidermis are pairs of very small cells side by side, with the ends in contact, as shown in the cut. Each pair of cells forms a *stomate*. When the cells of the stomates are rendered turgid by the absorption of fluid, they separate more

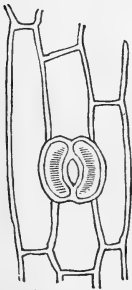


FIG. 92. Fragment of Epidermis with a single stomate.

or less from each other, leaving a minute opening in the middle between them. When they are flaccid, the guard-cells remain closely applied, and the orifice is closed. Under ordinary conditions of the air as to moisture they are open; when it is either very dry or very moist, they are generally closed.

The stomates, therefore, serve to facilitate the absorption of gases, and probably of vapour, from the air. They do not however, open into cells, but into spaces between the cells of the leaf, called *intercellular spaces*. These intercellular spaces are widest between the cells forming the lower layers of the leaf, and we find that stomates are generally much more abundant in the epidermis of the lower than of the upper surface of leaves. There are no stomates on roots, nor usually, on surfaces under water.

## PART II.

### *FIRST BOOK OF INDIAN BOTANY.*

#### CHAPTER I.

##### CLASSIFICATION OF PLANTS.

1. Extension of the plan of examining Type-specimens to subordinate groups.
2. The specific and generic names of plants. Individuals. Species. Genera.
3. The Binomial method of naming plants. Diagnostic characters.
4. Arrangement of genera under superior groups. Subordination of characters.
5. Varieties.
6. Explanation of the Type lessons. Necessity for a constant reference to specimens.

1. IN preceding chapters I have endeavoured to illustrate the prevalent structure of Dicotyledons and Monocotyledons, by referring to a very limited number of common plants, which we made use of to illustrate different kinds of modification in the various organs, and especially in the parts of the flower.

Thus we made use of the Poppy, and others, as examples of the Dichlamydeous Sub-class, the Grasscloth Nettle of the Monochlamydeous Sub-class, and the Willow of the Achlamydeous Sub-class of Dicotyledons. And further, we employed

Poppy, Mustard, Rose, and Melastoma as examples of the Polypetalous Division, and Zinnia, Rose, Periwinkle, and Sweet Basil of the Gamopetalous Division, of the Dichlamydeous Sub-class ; and so on for each of the principal divisions of Dicotyledons and Monocotyledons.

These illustrative examples we may regard as representative Types. Each type embodies the characteristics of a large group, the members of which group, though they differ from each other in minor details, such as regularity or irregularity of the corolla, and sometimes in the number of stamens and of carpels, generally agree in characters which, from experience, we infer to be important, from their prevalence through a large number of plants. These important characters are principally based upon adhesion, cohesion, and suppression of the parts of the flower.

By extending this method, by selecting and carefully studying types representing the principal subordinate groups, called NATURAL ORDERS, of Indian Flowering Plants, we shall lay the sure basis of a thoroughly scientific acquaintance with them. The types which we presently proceed to select from each important Natural Order are not always the best suited to serve as representatives of such Order, because we shall be obliged to make use of plants of which specimens may be easily obtained, and these do not always happen to be best adapted for the purpose. Besides, in some Natural Orders the amount of variation in minor characters is so considerable that we shall find it needful to employ Sub-types, the relation of which to their type we shall endeavour to make clear whenever we find it needful to employ them.

You must not be content with the examination of those plants only which are employed as types. You must try to refer to its type *every flowering plant you meet with*, and, in a short time, you cannot fail to recognise easily the Natural



Orders to which most Indian plants belong. In the following pages you will observe that in nearly every case each plant is designated both by an English or native and by a scientific name. This is done partly that you may be familiarized with a plan of naming plants based upon definite principles, and partly that the memory may be stored (though we would not have it burdened) with at least the *generic* scientific names of the more important common native and cultivated plants, which names are in use amongst botanists of all countries.

2. The scientific name of every plant consists of two words, a substantive and an adjective. The substantive is the name of the *genus*, as Brown or Jones may be the name of a family. The adjective indicates the *species*, as John, Thomas, or William indicates the individual member of a family.

But *species* is a collective term, and the same *specific name* is applied to all the *individuals* which belong to the same species. All individual plants which resemble each other so nearly that it is consistent with experience to suppose that they may all have sprung from one parent stock, are regarded as belonging to the same species. In other words, the differences between the individuals of the same species are generally not greater than we are accustomed to observe between the individual plants in a field of Poppies, or of Rice, or in a bed of any garden annual sown with seed which we know to have been gathered originally from a single plant. All plants, therefore, which resemble each other thus nearly are referred to the same species, and the same specific adjective name is employed to designate them.

Then again, species which resemble each other in all important particulars of structure (though it is impossible to define the exact particulars, for to a great extent they are

arbitrary and of convenience,) may be referred to the same *genus*, and the same generic substantive name is employed to designate them. Thus, we refer all the species of Balsam to the genus *Impatiens*, and of Fig to the genus *Ficus*. In this way we have *genera* (plural of genus) including often many species, sometimes several hundreds; we have others, again, which include few or but single species. In the latter case we have species which are necessarily comparatively isolated in the characters of their flowers; more so, at least, than are the species of larger genera.



FIG. 93. Leaf of Peepul  
(*Ficus religiosa*).

FIG. 94. Of India-rubber  
Fig (*F. elastica*).

FIG. 95. Of Banyan  
(*F. benghalensis*).

3. Recollect, then, that in the scientific name of a plant we always state both the name of the genus and that of the species to which it belongs. The generic name precedes. Thus *Ficus benghalensis*, the Banyan, *Ficus religiosa*, the Peepul, and *Ficus elastica*, the India-rubber tree, are three distinct species of Fig familiar to every one in India; and although they resemble each other very closely in the structure of their flowers and seeds, yet inspection of a single detached leaf will enable any one to distinguish them. The brief characters which suffice to distinguish these species from

each other are said to be *diagnostic*. The diagnostic characters, derived from the leaves only, of these three species of *Ficus* are:

*F. benghalensis*—Leaves elliptical-ovate, obtuse; nerves prominent beneath, distant, with intermediate reticulation, the lower palmate.

*F. religiosa*—Leaves broadly ovate, narrowed into a long slender acumen, base narrowly cordate; nerves pinnate from the base, scarcely prominent beneath, with intermediate reticulation.

*F. elastica*—Leaves oblong or elliptical, abruptly apiculate, base entire; lateral nerves obscure, pinnate from the base, very numerous and closely parallel, without intermediate reticulation in the lower part of their course.

It will be observed that the diagnoses of species rest upon comparatively slight modifications of structure. The diagnoses of genera rest upon characters of higher importance (characters more constant in the group than those used to distinguish species), and so on for the groups superior to the genus, the characters of each of which embrace, as we have already shown, those of all their subordinates. The method of denoting every plant and animal by two names, a generic and specific, on a uniform plan, was invented by Linnæus, and this Binomial method is now universally adopted by naturalists.

The method of grouping genera into higher groups, according to their resemblance in characters of successive degrees of constancy, though indicated by the same eminent man, has been the work of many collaborators, amongst whom the names of Jussieu, Brown, and De Candolle are pre-eminent.

4. Precisely as we group species under Genera, so we group genera under Natural Orders. The Natural Orders

again (to which substantive names are applied for convenience) under Divisions, the divisions under Sub-classes and Classes, as we have already pointed out. Thus the characters of a Class are common not only to its Sub-classes and Divisions, but to the Natural Orders, Genera, and Species included in that Class. It follows, therefore, that the characters of a Class must be more constant and more general than those of a Sub-class or Division, those of a Division than those of a Natural Order, of a Natural Order than those of a Genus, and of a Genus than of the Species which it includes.

5. Botanists distinguish as *varieties* groups of individuals of a species which are marked in common by some trivial character, subordinate in importance to the characters which are used to separate species. Thus we may have orange and purple varieties of the same species of Zinnia, awnless and awned varieties of the same species of Rice, &c. ; the colour of the flower of the Zinnia and the presence or absence of an awn in Rice being characters too liable to variation to serve to separate species.

6. The following pages are chiefly devoted to an examination of representative Types of most of the Natural Orders of flowering plants native in India.

I must here emphatically impress upon the beginner, that it is useless attempting to study this portion of the book without a constant reference to living specimens, without which any information he may acquire from it will be comparatively unavailable when tested in the field. Numerous references are given to plants which show peculiar departures from the several Types. Specimens of these ought to be procured whenever it is possible, and dried for further use in the way described in the last chapter of this book. When a preparation can be preserved without pressing it between

papers, as for example many dried fruits, seeds, galls, spines, &c., it would be well to have them thoroughly dried and mounted upon pieces of card, labelled with the name of the plant, the Natural Order to which it belongs, the particular in which it departs from the Type, &c. Preparations of plants used for economic purposes, whether domestic, medicinal, in the arts, or otherwise, are always interesting, and are very useful for purposes of illustration. A few of these, which may be easily obtained, I have indicated; but there are hundreds not mentioned and equally accessible.

## CHAPTER II.

### SYNOPSIS OF THE MORE IMPORTANT NATURAL ORDERS OF INDIAN FLOWERING PLANTS.

#### ANGIOSPERMS.

##### DICOTYLEDONS.

DICHLAMYDEÆ. — Perianth double (calyx and corolla usually both present).

POLYPETALÆ. — Corolla polypetalous (excepting in many Ternströmiaceæ and Olacaceæ, and in isolated genera of other Natural Orders).

THALAMIFLORÆ. — Stamens usually hypogynous.

\* *Pistil apocarpous* (excepting in some Dilleniaceæ, Nymphæaceæ, and in the genus Anona).

RANUNCULACEÆ (p. 146). — Herbs with radical and cauline (rarely floating) alternate leaves, or climbing shrubs with opposite leaves (*Clematis*). Petals five, fewer or none; if none, the sepals are petal-like. Sepals and petals deciduous. Stamens usually indefinite. Seed albuminous, without an aril.

DILLENiaceÆ (p. 148). — Trees or shrubs with alternate leaves, or herbs with radical leaves (*Acrotrema*). Sepals persistent. Petals five or four. Stamens indefinite. Seeds with an aril.

MAGNOLIACEÆ (p. 149). — Trees or shrubs with convolute stipules (except *Illicium*, an exstipulate evergreen shrub of

Eastern Bengal). Sepals and petals trimerous (except *Illicium*), imbricated. Stamens indefinite. Albumen uniform.

ANONACEÆ (p. 151).—Trees or shrubs with alternate entire exstipulate leaves. Sepals and petals trimerous. Stamens indefinite. Albumen ruminated.

MENISPERMACEÆ (p. 153). Climbing or twining shrubs (except in *Cocculus laurifolius* of the Himalaya, a small tree or erect shrub), and very small dioecious, usually trimerous flowers. Stamens definite, often monadelphous. Carpels usually three, varying with some multiple of three, or with one. Embryo usually curved.

NYMPHÆACEÆ (p. 155).—Aquatic herbs, usually with large flowers. Petals and stamens indefinite. Stigmas distinct.

\*\* *Pistil syncarpous* (except in Connaraceæ).

PAPAVERACEÆ (p. 157).—Herbs with white, coloured, or (in Tribe *Fumariæ*) watery juice. Stamens indefinite, free, or (in *Fumariæ*) definite, diadelphous. Ovules parietal.

CRUCIFERÆ (p. 159).—Herbs with alternate exstipulate leaves. Sepals four. Petals four. Stamens usually tetradynamous. Seeds without albumen.

CAPPARIDACEÆ (p. 161).—Herbs or shrubs with alternate, often divided leaves. Sepals four. Petals four. Stamens indefinite, or eight, six (not tetradynamous), or four. Ovary often stipitate. Seeds usually exalbuminous.

VIOLARIÆ (p. 163).—Trees, shrubs, or herbs with alternate stipulate leaves. Sepals five. Petals five. Stamens five; the connective of the anthers usually dilated, and produced beyond the anther-cells. Ovary one-celled; placentas three.

BIXACEÆ (p. 164).—Trees or shrubs with alternate simple leaves. Flowers unisexual or hermaphrodite, often apetalous. Stamens indefinite. Seeds albuminous.

POLYGALACEÆ (p. 165).—Trees, shrubs, or herbs with alternate simple exstipulate leaves. Sepals unequal. Stamens usually eight, united below, with the petals adherent to the staminal sheath.

CARYOPHYLLACEÆ (p. 166).—Herbs with opposite simple leaves. Ovary one-celled, with a free central placenta.

HYPERICINEÆ (p. 167).—Herbs, shrubs, or rarely trees, with opposite undivided leaves. Flowers hermaphrodite. Calyx imbricate. Stamens indefinite, frequently cohering below in three or more phalanges.

GUTTIFERÆ (p. 168).—Trees or shrubs with a resinous, often coloured, juice, and opposite undivided glabrous leaves. Flowers unisexual or polygamous. Calyx imbricate.

TERNSTRÖMIACEÆ (p. 169).—Trees or shrubs, usually with alternate simple leaves. Flowers hermaphrodite or unisexual. Calyx imbricate. Stamens rarely definite.

DIPTEROCARPEÆ (p. 170).—Trees or climbing shrubs (*Ancistrocladus*), usually resinous, with alternate penni-veined simple leaves. Two or more of the segments of the calyx-limb usually enlarged in fruit.

MALVACEÆ (p. 173).—Herbs, shrubs, or trees with alternate simple, frequently palmi-nerved leaves. Calyx-lobes valvate. Stamens monadelphous, with one-celled anthers.

STERCULIACEÆ (p. 176).—Trees, shrubs, or herbs with alternate simple or digitate leaves. Calyx-lobes valvate. Stamens monadelphous, indefinite or definite, or free and definite, with or without alternating staminodes; anthers two-celled.

TILIACEÆ (p. 177).—Trees, shrubs, or herbs usually with alternate simple leaves. Calyx-lobes valvate. Stamens indefinite, usually free; anthers two-celled.

LINACEÆ (p. 178).—Shrubs, herbs, or rarely trees, with alternate undivided simple leaves. Sepals imbricate. Sta-



mens definite, more or less coherent below. Ovary undivided; ovules one or two in each cell.

MALPIGHIACEÆ (p. 179).—Climbing shrubs with opposite entire leaves. Calyx often with sessile glands. Petals usually clawed. Stamens ten. Ovary three-lobed. Carpels winged.

ZYGOPHYLLACEÆ (p. 180).—Herbs or low shrubs with opposite stipulate compound leaves. Peduncles axillary, one-flowered. Stamens eight or ten, free, often with a minute scale at the base of the filament.

GERANIACEÆ (p. 181).—Herbs with opposite or alternate simple or compound leaves. Flowers regular or irregular (the posterior sepal spurred in Tribe *Balsaminæ*), usually two or more on axillary peduncles. Stamens definite. Ovary lobed.

RUTACEÆ (p. 182).—Usually trees or shrubs with alternate or opposite compound (pinnate, or tri- or uni-foliolate) leaves, dotted with translucent glands. Stamens as many or twice as many as petals (in *Citrus* and *Aegle* indefinite).

OCHNACEÆ (p. 184).—Shrubs or trees with alternate, shining, coriaceous, simple, eglandular leaves. Anthers linear, often elongate. Ovary lobed deeply. Fruit of three to five, or more, distinct drupes.

BURSERACEÆ (p. 185).—Trees with resinous juice, alternate compound leaves, and small, paniced or racemose flowers. Stamens free, as many or twice as many as petals. Ovary entire, with two or more cells.

MELIACEÆ (p. 186).—Trees or shrubs with alternate compound leaves, and paniced flowers. Stamens definite, monadelphous (except in *Cedrela* and *Chloroxylon*). Ovary entire.

OLACACEÆ (p. 188).—Shrubs or trees usually with alternate entire leaves, and axillary fascicles spikes or racemes

of small flowers. Petals free or connate, usually valvate. Ovary one—or imperfectly three—or more-celled.

AMPELIDEÆ (p. 188).—Usually shrubs with jointed stems, climbing by tendrils, or in *Leea* erect. Leaves alternate, simple, or tri- to quinque-foliolate (or compound-pinnate in *Leea*). Flowers minute, cymose, greenish. Petals valvate, caducous. Stamens as many as petals, and opposite to them.

SAPINDACEÆ (p. 190).—Usually trees (in *Cardiospermum*, a scandent herb,) with alternate pinnate leaves, and small, often paniced, polygamous flowers. Stamens free, frequently anisomerous. Ovary three-, four-, or two-celled.

ANACARDIACEÆ (p. 192).—Trees, often resinous, with alternate or opposite, simple or compound leaves. Flowers small. Ovary one-celled (in *Spondias* and allies, two to five-celled); ovules solitary.

CONNARACEÆ (p. 193).—Trees or shrubs with alternate compound leaves. Flowers small, regular, in racemes or panicles. Stamens definite. Pistil apocarpous.

CALYCIFLORÆ.—Stamens usually perigynous or epigynous.

LEGUMINOSÆ (p. 194).—Trees or shrubs usually with alternate compound (pinnate, tri- or uni-foliolate) leaves. Flowers irregular (except in Tribe *Mimoseæ*). Carpel solitary.

ROSACEÆ (p. 200).—Trees, shrubs, or herbs with alternate, entire or divided leaves. Flowers regular. Ovary free or adherent to the calyx-tube (when, if there be two or more carpels, it becomes apparently syncarpous).

COMBRETACEÆ (p. 203).—Trees or shrubs with opposite or alternate simple leaves. Flowers with or without petals. Ovary wholly inferior, one-celled, with pendulous ovules.

CELASTRACEÆ (p. 204).—Shrubs or trees with opposite or alternate simple leaves, and minute flowers. Ovary more or less immersed in a disk. Stamens alternate with the petals and equal in number, or only three.

RHAMNACEÆ (p. 205).—Trees or shrubs with alternate simple leaves, and minute flowers. Stamens opposite to the petals and equal in number.

MELASTOMACEÆ (p. 206).—Herbs or shrubs with opposite entire, usually three-nerved leaves. Petals twisted in bud. Stamens ten or fewer, perigynous; anthers frequently appendaged. Ovary free or adnate.

MYRTACEÆ (p. 208).—Trees or shrubs usually with opposite entire leaves marked with translucent glandular dots. Stamens indefinite, perigynous. Ovary adherent, with axile placentation.

RHIZOPHORACEÆ (p. 210).—Trees or shrubs with opposite entire coriaceous leaves. Calyx-lobes valvate. Petals often fringed. Stamens usually some multiple of the petals. Ovary more or less adherent.

ONAGRACEÆ (p. 211).—Herbs with alternate or opposite simple (sometimes if submerged, divided) leaves. Calyx-teeth usually four, valvate. Ovary inferior, two- or four-celled, with indefinite (rarely definite) ovules.

LYTHRACEÆ (p. 212).—Trees, shrubs, or herbs with opposite or alternate simple leaves. Ovary free.

CUCURBITACEÆ (p. 213).—Climbing or prostrate herbs with alternate, usually palmately-nerved leaves, and lateral tendrils. Flowers unisexual. Stamens usually three (one with half an anther). Ovary inferior. Seeds exalbuminous.

BEGONIACEÆ (p. 216).—Succulent herbs with oblique, radical, or alternate cauline leaves. Flowers unisexual. Stamens indefinite. Ovary inferior, three-celled; ovules indefinite.

CRASSULACEÆ (p. 217).—Herbs or shrubs, usually with fleshy leaves. Flowers regular, hermaphrodite. Stamens definite. Pistil nearly apocarpous; ovary superior.

SAXIFRAGÆ (p. 218).—Herbs, shrubs, or trees with alternate or opposite simple leaves (in Indian species). Stamens usually ten or fewer, perigynous. Ovary more or less adherent to the calyx-tube. Seeds usually indefinite, albuminous.

UMBELLIFERÆ (p. 219).—Herbs with hollow stems and alternate sheathing, divided or dissected leaves (orbicular and peltate in *Hydrocotyle*), and small umbellate flowers. Petals five. Stamens five; epigynous. Carpels two; when ripe, dry, indehiscent, and usually separating.

ARALIACEÆ (p. 222).—Trees, shrubs, or herbs with alternate simple or compound leaves. Petals and stamens epigynous. Fruit usually succulent, indehiscent, and not separating into its constituent (two or more) carpels.

LORANTHACEÆ (p. 223).—Parasitical shrubs with opposite or alternate coriaceous simple leaves. Stamens opposite to the apparent petals, and adnate to them below. Ovary inferior. Fruit one-seeded. Seed albuminous.

GAMOPETALÆ. — Corolla with the petals united. (Petals exceptionally free in some species of Ericaceæ, Campanulaceæ, Styracaceæ, Oleaceæ, Primulaceæ, and Plumbaginaceæ).

\* *Ovary inferior* (except in a few Campanulaceæ and Styracaceæ).

RUBIACEÆ (p. 224).—Trees, shrubs, or herbs with opposite simple leaves and interpetiolar stipules, or in some herbs with verticillate leaves. Stamens as many as corolla-lobes, epipetalous.

COMPOSITÆ (p. 227).—Trees, shrubs, or herbs with alternate or opposite leaves, and capitate inflorescence. Stamens as many as corolla-lobes; anthers syngenesious. Ovary one-celled, with one erect ovule.

CAMPANULACEÆ (p. 231).—Herbs or shrubs with alternate or opposite exstipulate leaves and milky juice. Stamens as many as corolla-lobes; epigynous. Ovary two- to three- or more-celled. Seeds indefinite.

STYRACACEÆ (p. 233).—Trees or shrubs with alternate simple leaves. Stamens often indefinite, inserted on the base of the corolla-tube. Seeds usually solitary.

ERICACEÆ, Tribe *Vacciniæ* (p. 232).—Shrubs or trees with alternate simple leaves. Stamens epigynous, usually twice as many as corolla-lobes. Anthers opening by pores, often appendaged. Seeds indefinite.

\*\* *Ovary superior.*

ERICACEÆ, Tribe *Ericæ*, (p. 233).—As in Tribe *Vacciniæ*.

EBENACEÆ (p. 234).—Trees or shrubs with alternate entire leaves, and regular, usually polygamous, flowers. Stamens inserted on the base of the corolla or hypogynous, usually a multiple of the corolla-lobes. Ovules one or two in each cell of the ovary.

SAPOTACEÆ (p. 235).—Trees or shrubs with alternate entire leaves. Flowers regular. Stamens opposite to the corolla-lobes, as many or twice as many; often with numerous scale-like staminodes. Ovules solitary or in pairs, in each cell of the ovary.

OLEACEÆ (p. 236).—Trees or shrubs with opposite leaves. Flowers regular. Stamens two. Ovary two-celled; ovules one or two in each cell.

APOCYNACEÆ (p. 238).—Trees, shrubs, often climbing or twining, or herbs with opposite or rarely alternate, exsti-

pulate simple entire leaves. Flowers regular. Stamens five, alternate with corolla-lobes. Carpels two, usually distinct in the ovary, united in the style and stigma.

ASCLEPIADEÆ (p. 239).—Shrubs or herbs, often climbing, with opposite entire exstipulate leaves. Flowers regular. Stamens five; anthers coherent around the stigma; pollen usually consolidated in masses attached to minute stigmatic glands. Carpels as in *Apocynaceæ*.

LOGANIACEÆ (p. 242).—Trees, shrubs, or herbs, sometimes twining, with opposite entire leaves, often with interpetiolar stipules. Flowers regular. Stamens as many as, and alternate with, the corolla-lobes. Ovary usually two-celled.

GENTIANACEÆ (p. 243).—Herbs with opposite entire leaves, rarely twining, or an aquatic with floating leaves; taste bitter. Flowers regular. Stamens as many as, and alternate with, the corolla-lobes. Ovary usually one-celled, with parietal placentas and indefinite ovules.

BIGNONIACEÆ (p. 244).—Usually climbing shrubs or trees with opposite, rarely simple, exstipulate leaves. Flowers irregular. Stamens fewer than corolla-lobes. Ovary two-celled, with indefinite ovules. Fruit a capsule, with winged seeds.

PEDALIACEÆ (p. 245).—Herbs with opposite leaves. Flowers irregular. Stamens fewer than corolla-lobes. Pistil usually dicarpellary with the ovary four-celled; ovules indefinite, rarely solitary.

CONVOLVULACEÆ (p. 247).—Herbs, shrubs, or rarely trees, usually twining or prostrate (in *Cuscuta* a leafless parasite), with alternate leaves, and usually showy regular flowers, with a plaited funnel-shaped corolla. Stamens as many as corolla-lobes, and alternate with them. Ovary two- or four-celled, with one or two ovules in each cell. Cotyledons usually folded.

BORAGINACEÆ (p. 248).—Herbs, shrubs, or rarely trees, with alternate simple, often roughly hairy, exstipulate leaves, and cymose, usually unilateral, inflorescence. Flowers regular. Stamens as many as corolla-lobes, and alternate with them. Ovary four- (or two-) lobed, with one ovule in each lobe. Style one, sometimes forked above.

SOLANACEÆ (p. 249).—Herbs, shrubs, or sometimes trees, with alternate exstipulate leaves, and often extra-axillary inflorescence. Flowers regular. Stamens as many as, and alternate with, corolla-lobes (anthers opening in terminal pores in *Solanum*). Ovary two-celled, with indefinite ovules. Seeds albuminous; embryo rarely straight.

SCROPHULARIACEÆ (p. 252).—Usually herbs with alternate or opposite exstipulate leaves. Flowers irregular. Stamens fewer than corolla-lobes. Ovary two-celled, with indefinite ovules. Seeds albuminous; embryo usually straight.

LENTIBULARIÆ (p. 254).—Herbs growing in water or in damp places; the aquatic species usually with dissected leaves bearing minute air-vesicles. Flowers two-lipped. Stamens two. Ovary one-celled, with a free central placenta and indefinite ovules.

ACANTHACEÆ (p. 255).—Herbs or shrubs (in *Thunbergia* usually twining) with opposite simple exstipulate leaves. Flowers irregular, often with conspicuous bracts. Stamens fewer than corolla-lobes. Ovary two-celled, with two or more ovules in each cell. Fruit a two-valved capsule, with the seeds supported on horny hooks or cushions of the placenta.

LABIATÆ (p. 257).—Herbs or shrubs, usually aromatic, with opposite leaves and irregular flowers. Stamens fewer than corolla-lobes. Ovary four-lobed, four-celled, with one ovule in each cell. Style one, gynobasic.

VERBENACEÆ (p. 259).—Trees, shrubs, or herbs with opposite leaves and irregular flowers. Flowers fewer than

corolla-lobes. Ovary four-celled, entire with one ovule in each cell. Style one, terminal.

MYRSINACEÆ (p. 260).—Trees or shrubs, with alternate often glandular-dotted entire leaves, and regular flowers. Stamens as many as corolla-lobes, and opposite to them. Ovary one-celled, with a free central placenta. Seeds one or more.

PRIMULACEÆ (p. 261).—Herbs, with radical or alternate leaves. Flowers regular. Stamens as many as corolla-lobes, and opposite to them. Ovary one-celled, with a free central placenta. Style one. Seeds indefinite.

PLUMBAGINACEÆ (p. 263).—Herbs or shrubs with radical or alternate leaves. Flowers regular. Stamens as many as corolla-lobes (often nearly free to the base), and opposite to them. Ovary one-celled, with a solitary ovule suspended from a slender funicle. Styles five.

PLANTAGINACEÆ (p. 264).—Herbs with radical or rarely cauline leaves, and small greenish or scarious, regular, often spicate flowers. Sepals four. Stamens four, exserted, and alternate with corolla-lobes. Style simple.

**INCOMPLETEÆ.**—Perianth simple or none (double in some Euphorbiaceæ).

NYCTAGINACEÆ (p. 265).—Herbs, shrubs, or trees with alternate or opposite (unequal) leaves. Flowers regular, hermaphrodite, usually coloured; base of the perianth persistent, closely investing the superior one-celled, one-seeded nut. Seed albuminous, with a curved embryo.

CHENOPODIACEÆ (p. 266).—Usually herbs with alternate or opposite exstipulate leaves and minute herbaceous her-



maphrodite or unisexual flowers. Stamens when equalling lobes of perianth in number, opposite to them. Ovary superior, one-celled, with a solitary ovule. Seed albuminous, with a curved embryo.

AMARANTACEÆ (p. 268).—Herbs or shrubs (*Deeringia*) with opposite or alternate exstipulate leaves and minute scarious hermaphrodite or unisexual flowers. Stamens usually five. Ovary superior, one-celled, with one ovule, or several ovules on a central placenta. Seeds albuminous, with a curved embryo.

POLYGONACEÆ (p. 269).—Herbs or shrubs with alternate simple leaves and sheathing stipules, and small greenish or coloured hermaphrodite or unisexual flowers. Ovary superior, with a solitary erect ovule; stigmas two or more. Seeds albuminous, with a straight or slightly curved embryo.

URTICACEÆ (p. 270).—Trees, shrubs, or herbs with usually alternate stipulate leaves and minute herbaceous unisexual flowers. Stamens as many as perianth-segments, and opposite to them. Ovary free. Fruit one-seeded.

EUPHORBACEÆ (p. 276).—Trees, shrubs, or herbs with unisexual flowers. Ovary free, three-celled, with one or two pendulous ovules in each cell. Seeds albuminous.

ARISTOLOCHIACEÆ (p. 281).—Climbing shrubs or herbs with alternate leaves, and usually an irregular perianth, valvate in bud. Ovary inferior; three- to six-celled; ovules indefinite.

NEPENTHACEÆ (p. 281).—Climbing shrubs with alternate pitcher-bearing leaves, and racemose dioecious flowers.

SALICACEÆ (p. 282).—Trees or shrubs with alternate leaves, and dioecious amentaceous flowers. Perianth 0, or rudimentary. Ovary free, one-celled; ovules indefinite, basal or parietal.

CUPULIFERÆ (p. 284).—Trees with alternate stipulate simple leaves and monœcious flowers. Ovary inferior, surmounted by a rudimentary, toothed perianth-limb; two- or more-celled. Fruit one-celled, one-seeded. Seed exalbuminous.

THYMELACEÆ (p. 286).—Shrubs with a tenacious bark. Flowers usually hermaphrodite. Stamens definite. Ovary free, one-celled, with one pendulous ovule (except *Aquilaria*).

SANTALACEÆ (p. 287).—Herbs, shrubs, or trees with alternate or opposite entire leaves. Flowers hermaphrodite or unisexual. Stamens opposite to the perianth-lobes. Ovary inferior, with few ovules suspended from a free central placenta.

ELÆAGNACEÆ (p. 289).—Trees or shrubs more or less covered with silvery scurf-scales. Flowers usually hermaphrodite. Base of perianth-tube persistent around the free one-celled ovary. Ovule one, erect.

MYRISTICACEÆ (p. 290).—Trees or shrubs, with alternate entire leaves and inconspicuous diœcious flowers. Stamens monadelphous. Ovary free, one-celled, with one erect ovule. Seed with ruminated albumen.

LAURACEÆ (p. 291).—Trees or shrubs (or leafless parasites in *Cassytha*) with entire, usually evergreen, leaves. Flowers hermaphrodite or unisexual. Anthers opening by recurved valves. Ovary one-celled, free, with one pendulous ovule. Albumen 0.

PIPERACEÆ (p. 292).—Jointed shrubs or herbs with alternate or opposite simple leaves. Flowers in spikes (or racemes), hermaphrodite or unisexual. Perianth 0. Stamens two, or three. Ovary one-celled, one-ovuled. Seed albuminous.

## GYMNOSPERMS.

CONIFERÆ (p. 294).—Branching trees with simple, usually acicular or linear leaves.

CYCADACEÆ (p. 299).—Unbranched trees with a terminal crown of pinnate leaves.

ANGIOSPERMS (*continued*).

## MONOCOTYLEDONS.

PALMACEÆ (p. 300).—Stem woody, erect, or slender and scrambling, or acaulescent. Leaves very large, in terminal tufts; pinnately or palmately incised or compound. Perianth six-leaved. Ovary free, of three distinct or united carpels.

PANDANACEÆ (p. 303).—Stem woody or herbaceous. Leaves linear, sheathing (pinnate in *Nipa*). Flowers unisexual, sessile in heads or spikes. Perianth 0 (except in staminate flowers of *Nipa*). Ovary one-celled.

TYPHACEÆ (p. 304).—Marsh herbs with linear leaves and spicate or capitate unisexual flowers. Perianth 0. Fruit a dry, one-seeded nut.

AROIDEÆ (p. 305).—Stem herbaceous or woody, often scandent, or acaulescent. Leaves usually net-veined. Flowers unisexual or hermaphrodite, sessile on a spadix. Perianth 0, or of minute scales.

PISTIACEÆ (p. 308).—Floating herbs, in *Lemna* consisting of minute leaf-like fronds. Spadix adnate to the spathe. Perianth 0. Ovary one-celled, with indefinite laterally affixed ovules.

TACCACEÆ (p. 309).—Herbs with radical, entire or divided leaves. Flowers umbellate, on long scapes, regular, hermaphrodite. Perianth six-lobed. Ovary inferior, with numerous ovules on three parietal placentas.

**DIOSCOREACEÆ** (p. 309).—Usually twining herbs with net-veined simple or digitate leaves. Flowers unisexual. Perianth six-lobed. Ovary inferior, three-celled.

**LILIACEÆ** (p. 310).—Herbs (in *Dracæna* shrubs or tree-like). Perianth six-leaved, regular, coloured. Stamens six. Ovary superior, three-celled.

**JUNCACEÆ** (p. 312).—Herbs with grass-like or quill-like leaves. Perianth six-leaved, regular, scarious. Stamens six. Ovary superior.

**COMMELYNACEÆ** (p. 313).—Herbs, the leaves usually deeply sheathing at the base. Perianth nearly regular, the three inner segments petaloid, three outer herbaceous. Stamens six, or fewer. Ovary superior, three- or two-celled.

**ERIOCAULONEÆ** (p. 314).—Aquatic or marsh herbs. Flowers minute, unisexual, in terminal heads. Perianth of staminate flowers tubular; of pistillate, three-leaved.

**PONTEDERIACEÆ** (p. 314).—Aquatic herbs. Flowers hermaphrodite, petaloid, irregular, racemose from the sheath of the upper or only leaf of the scape. Ovary superior.

**ORCHIDACEÆ** (p. 315).—Epiphytal or terrestrial herbs, rarely scandent. Flowers irregular. Stamen one (except *Cyripedium* with two), consolidated with the stigma. Ovary inferior.

**BURMANNIACEÆ** (p. 322).—Herbs with grass-like or scaly leaves. Flowers regular, hermaphrodite. Perianth coloured. Stamens three to six. Ovary inferior.

**SCITAMINEÆ** (p. 322).—Herbs with irregular coloured flowers. Stamen one, free (except in *Musa*). Ovary inferior, three-celled.

**AMARYLLIDÆÆ** (p. 326).—Herbs with regular coloured flowers. Perianth six-lobed. Stamens six. Ovary inferior, three-celled.

**IRIDACEÆ** (p. 329).—Herbs with regular or irregular

coloured flowers. Stamens three. Ovary inferior, three-celled.

HYDROCHARIDACEÆ (p. 329).—Submerged or floating herbs. Flowers usually unisexual. Perianth three- to six-leaved. Ovary inferior. Seeds exalbuminous.

ALISMACEÆ (p. 331).—Aquatic herbs. Perianth free, six-leaved; three inner leaves petaloid. Pistil apocarpous. Seeds exalbuminous.

NAIADACEÆ (p. 332).—Floating or submerged herbs. Perianth minute, four-leaved or 0. Stamens one, two, or four. Ovary free, of one, two, or four distinct carpels. Seed exalbuminous.

CYPERACEÆ (p. 333).—Grass-like herbs. Sheaths of the leaves entire (not split). Flowers hermaphrodite or unisexual, naked or perianth reduced to bristles; each in the axil of a single scaly bract. Embryo at the base of copious albumen.

GRAMINEÆ (p. 335).—Grasses. Herbs (except in *Bambusa* and allies). Sheaths of the leaves usually split. Flowers usually perfect, sheathed by two-rowed scaly bracts (glumes), of which the innermost (pale) is usually two-nerved. Embryo obliquely applied at the base of copious albumen.

## CHAPTER III.

### EXAMINATION OF TYPICAL SPECIES OF THE PRINCIPAL NATURAL ORDERS OF INDIAN FLOWERING PLANTS.

#### CLASS I.—DICOTYLEDONS.

SUB-CLASS—*Dichlamydeæ*. DIVISION—*Thalamifloræ*.

\* *Pistil distinctly apocarpous* (excepting in some Dilleniaceæ, Nymphæaceæ, and the genus Anona).

1. Natural Order, *Ranunculaceæ*.—The Ranunculus Family.

Herbs with radical and cauline or floating leaves, or climbing shrubs with opposite leaves. Petals five, fewer, or 0; if 0, the sepals are petaloid. Stamens usually **indefinite**. Seeds without an aril.

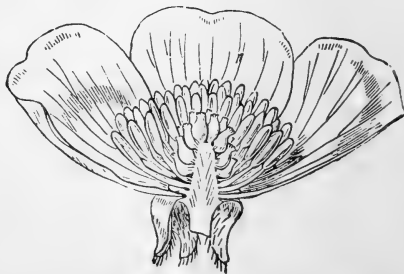


FIG. 96. Vertical section of flower of *Ranunculus*.

TYPE—*Ranunculus* (any species).

Herbs usually growing in damp places (one species floating in water), with entire or divided, simple, radical



FIG. 97. Achene of *Ranunculus* laid open.



FIG. 98. Vertical section of seed of *Ranunculus*.

and cauline leaves, and regular yellow or white flowers, with deciduous sepals.

<i>Organ.</i>	<i>No.</i>	<i>Cohesion.</i>	<i>Adhesion.</i>
Calyx. <i>sepals.</i>	5(-3)	Polysepalous.	Inferior.
Corolla. <i>petals.</i>	5(-15)	Polypetalous.	Hypogynous.
Stamens.	∞	Polyandrous.	Hypogynous.
Pistil. <i>carpels.</i>	∞	Apocarpous.	Superior.
Seed solitary, albuminous. Embryo minute.			

The deviations from this type are so considerable that reference should be made to three Sub-types, each of which is represented in India as well as in Europe, though in India generally confined to the Himalaya, very few occurring in the temperate mountainous regions of the south, and still fewer in the hot plains.

SUB-TYPE I (*Clematis*).—Stem woody, usually climbing. Leaves opposite, compound. Sepals petaloid, valvate in bud. Petals 0, or inconspicuous. Carpels ∞.

SUB-TYPE 2 (*Anemone*).—Low herbs, with divided, simple leaves. Flowers regular, with a leafy involucre. Sepals imbricate. Petals 0. Carpels  $\infty$ .

SUB-TYPE 3 (*Aconitum*).—Perennial herbs. Flowers irregular. Sepals 5, petaloid; the upper one helmet-shaped (*galeate*). Petals 2, spurred; the rest suppressed or very small. Carpels 3 or 6, several-seeded.

Compare the fruits of

<i>Clematis</i> , <i>Ranunculus</i> , or <i>Anemone</i> . . . . .	achene.
<i>Actæa</i> (Himalayan plant identical with an English species) . . . . .	berry.
<i>Aconitum</i> (Monkshood), or <i>Delphinium</i> (Larkspur) . . . . .	follicle.
<i>Nigella</i> (a garden annual) . . . . .	capsule.

This Family, relatively abundant in temperate and arctic countries, does not contribute materially to Indian tropical vegetation.

Many of the species have an acrid juice, and some are dangerous poisons, as the Aconite, especially *Aconitum ferox* of the temperate Himalaya, which is one of the species affording the Bikh poison. Other species are useful in medicine; amongst the rest, some of the Aconites and the Mishmee "Teeta" (*Coptis*), the latter a herb of Upper Assam, scarcely known to botanists, although the bitter root is collected as a drug by native tribes.

## 2. Natural Order, *Dilleniaceæ*.—The Dillenia Family.

Trees, shrubs, or herbs with distinctly alternate or radical leaves. Sepals persistent. Petals 5 or 4. Stamens indefinite. Seeds with an aril.

TYPE—*Dillenia speciosa*.

A spreading tree of moderate size, with alternate, simple,



serrate leaves, and large, white, solitary, regular flowers, with persistent sepals.

<i>Organ.</i>	<i>No.</i>	<i>Cohesion.</i>	<i>Adhesion.</i>
Calyx. <i>sepals.</i>	5	Polysepalous.	Inferior.
Corolla. <i>petals.</i>	5	Polypetalous.	Hypogynous.
Stamens.	∞	Polyandrous.	Hypogynous.
Pistil. <i>carpels.</i>	∞	Syncarpous.	Superior.
Seeds ∞, albuminous, hairy.			

OBSERVE the climbing genera, *Delima*, *Tetracera*, and *Schumacheria*; the herbaceous Ceylonese and Peninsular genus *Acrotrema*; the normally apocarpous fruit and arillate seeds of the Family.

The type-species (*Dillenia speciosa*) presents, in respect of the pistil, an aberrant character in the Order, the numerous carpels being consolidated with the fleshy axis.

Compare the apocarpous fruit, with dehiscent carpels, of *Delima*, *Tetracera*, and *Wormia*, with the indehiscent fruit of *Dillenia*, enclosed in the thickened, fleshy, persistent sepals.

The fruit of *Dillenia* has an agreeably acid taste, and may be used in jellies.

### 3. Natural Order, *Magnoliaceæ*.—The Magnolia Family.

Trees or shrubs with convolute stipules (except *Illicium*). Sepals and petals trimerous (except in *Illicium*), imbricated. Albumen uniform.

TYPE—*Michelia Champaca*.

A moderate-sized tree, common in gardens all over India,

with alternate, entire, stipulate leaves, and large, axillary, sweet-scented, yellow flowers.

<i>Organ.</i>	<i>No.</i>	<i>Cohesion.</i>	<i>Adhesion.</i>
Calyx. <i>sepals.</i>	Indistinguishable, 15(21.)	Polysepalous.	Inferior.
Corolla. <i>petals.</i>		Polypetalous.	Hypogynous.
Stamens.	8	Polyandrous.	Hypogynous.
Pistil. <i>carpels.</i>	8	Apocarpous.	Superior.
Seeds solitary, albuminous.			

OBSERVE the large convolvute, deciduous stipules, which sheath the leaf-buds: the tendency to an arrangement of the sepals and petals in threes, less evident in the *Champaca* than in some other *Magnolias*: the carpels of *Champaca* arranged upon a long receptacle, three to four inches in length when in fruit, and raised by a short stalk above the envelopes of the flower: the fruit-carpels splitting dorsally when ripe; the seeds pendulous, by a thread-like funicle, after dehiscence of the carpels: the carpels of *Talauma*, dehiscing by the ventral suture and falling away from the axis, leaving the ripe seeds suspended to it.



FIG. 99. Star Anise (*Illicium*).  
The fruit apocarpous. Carpels uniseriate, dehiscing by their ventral sutures.

Compare the axillary flowers of the *Champaca* with the terminal flowers of the true *Magnolias*.

A species of Star Anise (*Illicium*), growing in the Khasia mountains, represents a section of the Family, differing from the type

in the absence of stipules, and in the carpels arranged in a single whorl instead of upon an elongated receptacle.

The flowers of the Magnolias are extremely handsome and often powerfully scented. In some species, as in the magnificent *Magnolia Campbelli* of Darjiling, they appear before the leaves. Some of the Himalayan species grow to a large size, and afford a useful timber.

#### 4. Natural Order, *Anonaceæ*.—The Custard-Apple Family.

Trees or shrubs with alternate, entire, exstipulate leaves. Sepals and petals trimerous. Stamens indefinite. Albumen ruminate.

TYPE—The Sweet-sop, *Anona squamosa* (or Custard-Apple,<sup>1</sup> *A. reticulata*).

West Indian trees, cultivated very extensively through the tropics, with alternate, entire, lanceolate, exstipulate leaves, and the sepals and petals in whorls of three.

<i>Organ.</i>	<i>No.</i>	<i>Cohesion.</i>	<i>Adhesion.</i>
Calyx. <i>sepals.</i>	3	Polysepalous.	Inferior.
Corolla. <i>petals.</i>	6	Polypetalous.	Hypogynous.
Stamens.	∞	Polyandrous.	Hypogynous.
Pistil. <i>carpels.</i>	∞	Syncarpous.	Superior.
Seeds one in each cell, with ruminated albumen.			

The above species are selected as types, because they are so generally cultivated throughout India, whilst very few

<sup>1</sup> In India, *A. squamosa* is everywhere called the Custard-Apple; while *A. reticulata* is sometimes called the Sweet-sop.

of the native species are widely spread. Their well-known fruits, however, are not characteristic of the Family. In all other Indian species, one hundred and twenty or one hundred and thirty in number, the carpels are entirely



FIG. 100. Custard-Apple (*Anona reticulata*), flowering branch, with detached fruit (much reduced).

distinct, so that the fruit is apocarpous. In other respects the Custard-Apple is typical.

OBSERVE the woody, hooked peduncles of the Sweet-scented *Artabotrys*, common in gardens: the trimerous symmetry of the flowers exceptional amongst Dicotyledons: the valvate æstivation of the sepals and petals in most of the Family: the variable number of carpels and of seeds in each fruit-carpel in different genera; comparing the one-seeded carpels of *Guatteria longifolia* with the (usually) several-seeded moniliform carpels of *Unona discolor*, both common in gardens. Note, also, the constantly ruminated albumen of the seeds.

5. Natural Order, *Menispermaceæ*.—The Moonseed Family.

Climbing or twining shrubs with alternate leaves, and very small diœcious flowers. Stamens definite, often monadelphous. Carpels usually three.



FIG. 101. *Tinospora cordifolia*; the lower figure with young achenes (reduced)

TYPE—*Tinospora cordifolia*.

A common straggling, woody, climbing or twining plant, with corky, warted bark, alternate, petiolate, cordate leaves, and axillary racemes of small, yellow, diœcious flowers.

<i>Organ.</i>	<i>No.</i>	<i>Cohesion.</i>	<i>Adhesion.</i>
Calyx. <i>sepals.</i>	6	Polysepalous.	Inferior.
Corolla. <i>petals.</i>	6	Polypetalous.	Hypogynous.
♂ Stamens.	6	Hexandrous.	Hypogynous.
♀ Pistil. <i>carpels.</i>	3	Apocarpous.	Superior.
Seeds solitary, curved, with ruminated albumen.			

OBSERVE the broad medullary-rays in a cross-section of the stem of any of the larger species, as *Cissampelos Pareira*: the formation of successive concentric rings of distinct vascular bundles, also well shown in cross-sections of thick-stemmed species: the development of thread-like adventitious roots from the stem of *Tinospora*, sometimes thirty feet long: the flowers of the Family, usually of trimerous symmetry, but always inconspicuous and unisexual: the two sepals united into a single scale in the female flower, and the four petals united into a minute cup-shaped corolla in *Cissampelos Pareira*: the stamens opposite to the petals: the sterile stamens in the female flower of the type: the characteristic horse-shoe shape of the seed.

The Family is chiefly tropical, and nearly all the species are climbers. *Cocculus laurifolius* of the Himalaya is exceptional in this respect, forming a small erect tree or shrub.

The berries of *Anamirta* (*Cocculus indicus*) are poisonous, and are used to kill fish in India. The tonic medicinal Calumba-root is afforded by an African species of *Jateorhiza* (*J. Columba*), indigenous on the Mozambique coast. The

root of the common *Tinospora* (Gulancha) is also used in medicine.

6. Natural Order, *Nymphæaceæ*.—The Water-Lily Family.

Aquatic herbs. Petals and stamens indefinite.

TYPE—Lotus Water-lily (*Nymphæa Lotus*).

<i>Organ.</i>	<i>No.</i>	<i>Cohesion.</i>	<i>Adhesion.</i>
Calyx. <i>sepals.</i>	4	Polysepalous.	Inferior.
Corolla. <i>petals.</i>	∞	Polypetalous.	Outer hypogynous. Inner epigynous.
Stamens.	∞	Polyandrous.	Peri- or epi-gynous.
Pistil. <i>carpels.</i>	∞	Spuriously syn- carpous.	Superior.
Seeds ∞, albuminous ; albumen double.			

Representing distinct Sub-types are:—

The Sacred Lotus (*Nelumbium speciosum*), Padma or Pudma of the Hindoos, in which the carpels are separately immersed in a top-shaped receptacle, and the seeds exalbuminous ; and

*Brasenia*, with small flowers, three (petaloid) sepals, three petals, and free carpels.

OBSERVE the wide air-cavities in the petioles and peduncles : the very gradual transition from sepals to petals, and from petals to stamens, in the flowers : the receptacle which develops around and adnate to the carpels, so that they appear united into a syncarpous pistil, and the petals and stamens seem as though inserted upon the ovary : the arrangement of the ovules, which are spread over the sides of the ovaries : the double albumen of the seeds of the true

Water-lilies ; the inner albumen, next to the embryo, being formed within the embryo-sac (*endosperm*), the outer albumen the remains of the tissue of the nucleus of the ovule (*perisperm*).



FIG. 102. Sacred Lotus (*Nelumbium speciosum*). About one-tenth to one-fifteenth natural size.

*Victoria regia*, a South American member of the Family, nearly allied to the prickly *Euryale* of India, bears floating leaves which have been measured twelve feet across, and flowers about one foot in diameter when expanded.

Besides the points noted above, *Nelumbium* differs from the true Water-lilies in its peduncles and petioles rising



high above the surface of the water. The leaves are peltate, and sometimes one to two feet in diameter. The rhizome and seeds are eaten, as are those of the *Nymphæas*.



FIG. 103. Vertical section of flower of *Nelumbium*, showing hypogynous stamens, and carpels singly immersed in a turbate receptacle.

\*\* *Pistil syncarpous* (except *Connaraceæ* and some *Anacardiaceæ*).

#### 7. Natural Order, *Papaveraceæ*.—The Poppy Family.

Herbs with milky, coloured, or (Tribe *Fumariæ*) watery juice. Stamens indefinite, free, or (*Fumariæ*) definite, diadelphous. Ovules parietal. Seeds albuminous.

TYPE—Opium Poppy (*Papaver somniferum*.)

An annual, erect herb, with milky juice, and large, solitary, terminal, white or purple fugacious flowers.



FIG. 104. Opium Poppy (*Papaver somniferum*), with detached capsule One-third to one-fourth natural size.

<i>Organ.</i>	<i>No.</i>	<i>Cohesion.</i>	<i>Adhesion.</i>
Calyx. <i>sepals.</i>	2	Polysepalous.	Inferior.
Corolla. <i>petals.</i>	4	Polypetalous.	Hypogynous.
Stamens.	$\infty$	Polyandrous.	Hypogynous.
Pistil. <i>carpels.</i>	$\infty$	Syncarpous.	Superior.
Seeds $\infty$ , minute, with oily albumen.			

OBSERVE the caducous sepals, thrown off as the crumpled petals expand : the tendency to multiplication of the petals at the expense of the stamens in this species and in the

small Scarlet Poppy (*P. Rhœas*) when grown in gardens : the partial dissepiments of the ovary (opposite to the lobes of the stigma) which are not coherent in the middle : the placentary or ovule-bearing surface, spread over the sides of the projecting plates : the dehiscence of the capsule by pores around the top.

The yellow-flowered Mexican Poppy (*Argemone Mexicana*), with a capsule dehiscing by short valves, is an introduced and very common weed in India. The Opium Poppy is largely cultivated in the north, and occurs as a weed in waste places. The drug opium is the inspissated, milky juice collected from punctures in the unripe capsules. The seeds afford a valuable oil.

#### 8. Natural Order, *Cruciferæ*.—The Crucifer Family.

Herbs with alternate, exstipulate leaves. Sepals four. Petals four. Stamens usually tetradynamous. Seeds exalbuminous.

TYPE—Mustard or Rape ; species of *Brassica* (either will serve).

Herbs with alternate, more or less lobed or pinnatifid exstipulate leaves, and terminal racemes of ebracteate, cruciform, yellow flowers.

<i>Organ.</i>	<i>No.</i>	<i>Cohesion.</i>	<i>Adhesion.</i>
Calyx. <i>sepals.</i>	4	Polysepalous.	Inferior.
Corolla. <i>petals.</i>	4	Polypetalous.	Hypogynous.
Stamens.	6	Tetradynamous.	Hypogynous.
Pistil. <i>carpels.</i>	2	Syncarpous.	Superior.
Seeds exalbuminous, cotyledons folded on radicle.			

This Family, very abundant and of great importance in cool climates, has but few native representatives in India. I have selected two species cultivated in the cool season for the sake of the oil contained in their seeds, and which are probably more easily obtainable than native species.



FIG. 105. Indian Mustard (*Brassica juncea*). Lower part of stem and inflorescence about one-half natural size. A detached siliqua to the right.

The Turnip, Radish, Cress, Seakale, and Cabbage of temperate countries, all belong to this Family.

OBSERVE the six stamens, of which two are shorter than the rest (tetradynamous), explained by assuming that they belong to two whorls, two stamens of the outer whorl

being suppressed: the two-valved fruit (*siliqua*) dehiscing from below, upwards. In Radish (*Raphanus*) the siliqua is indehiscent, and in Brassica it is often three-celled.

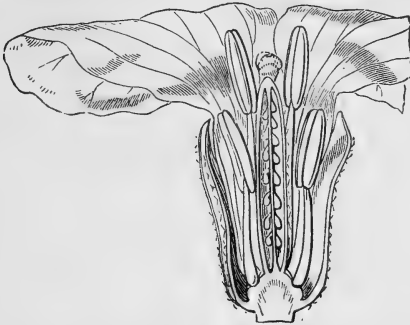


FIG. 106. Vertical section of flower of a Crucifer, enlarged.

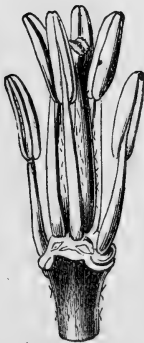


FIG. 107. Tetradynamous stamens and pistil of a Crucifer.



FIG. 108. Capsule (*siliqua*) of a Crucifer; the valves separating from below upwards.

### 9. Natural Order, *Capparidaceæ*.—The Caper Family.

Herbs or shrubs with alternate, often divided leaves.

Sepals 4. Petals 4. Stamens indefinite, 8, 6 (not tetradynamous), or 4. Ovary often stipitate. Seeds usually exalbuminous.

TYPE—*Gynandropsis pentaphylla*.

An erect, hairy annual, with alternate, quinque-foliolate leaves, and terminal, bracteate racemes, of small white or pale pink flowers.

<i>Organ.</i>	<i>No.</i>	<i>Cohesion.</i>	<i>Adhesion.</i>
Calyx. <i>sepals.</i>	4	Polysepalous.	Inferior.
Corolla. <i>petals.</i>	4	Polypetalous.	Hypogynous.
Stamens.	6	Hexandrous.	Hypogynous.
Pistil. <i>carpels.</i>	2	Syncarpous.	Superior.
Seeds ∞, exalbuminous, embryo curved.			

OBSERVE the long stalk (*gynophore*) supporting the stamens and ovary above the envelopes of the flower. Compare the siliquiform fruit with the more or less berry-like, often indehiscent fruit of *Cadaba*, *Capparis* (true Capers), and *Cratæva*.

In *Polanisia viscosa*, a common Indian weed with yellow flowers, the ovary is sessile.

The Family is closely allied to the Crucifers, differing from them chiefly in habit and in their stamens, which are usually more numerous, and the ovary raised upon a stalk (*gynophore*). Our type-species is a common weed of cultivated land in India, where the leaves are used in curries.

10. Natural Order, *Violaceæ*.—The Violet Family.

Trees, shrubs, or herbs with alternate stipulate leaves. Sepals 5. Petals 5. Stamens 5, connective usually dilated or prolonged above the anther-cells. Ovary one-celled; placentas three.

TYPE—Any species of Violet or Pansy (*Viola*).

Low herbs, with alternate or radical, stipulate, simple leaves, and axillary, solitary, irregular flowers.

<i>Organ.</i>	<i>No.</i>	<i>Cohesion.</i>	<i>Adhesion.</i>
Calyx. <i>sepals.</i>	5	Polysepalous.	Inferior.
Corolla. <i>petals.</i>	5	Polypetalous.	Hypogynous.
Stamens.	5	Pentandrous.	Hypogynous.
Pistil. <i>carpels.</i>	3	Syncarpous.	Superior.
Seeds parietal, albuminous.			

OBSERVE the “spur” of the lower petal, technically the upper one, though the lower in position, owing to the flower being inverted (*resupinate*): the small, almost apetalous, closed flowers of some species, appearing after the large flowers are past; they are self-fertilized, and bear fruit with numerous seeds: the dehiscence of the fruit in three valves by the dorsal sutures of the carpels, so that each valve bears a parietal row of seeds.



FIG. 109. Transverse section of ovary of *Viola*, showing three parietal multiovulate placentas.

A marked Sub-type of this Family (*Alsodeia*) occurs in the Khasia hills,

Ceylon, and in the Malay Peninsula, differing in arborescent habit, and small, nearly regular flowers.

11. Natural Order, *Bixaceæ*.—The Annatto Family.

Trees or shrubs with alternate, simple leaves. Flowers unisexual or hermaphrodite, often apetalous. Stamens indefinite. Seeds albuminous.

TYPE—The Annatto (*Bixa Orellana*).

A small tree, with alternate, entire leaves, terminal panicles of beautiful white flowers and echinate capsules. (A South American tree cultivated in India.)

<i>Organ.</i>	<i>No.</i>	<i>Cohesion.</i>	<i>Adhesion.</i>
Calyx. <i>sepals.</i>	5	Polysepalous.	Inferior.
Corolla. <i>petals.</i>	5	Polypetalous.	Hypogynous.
Stamens.	∞	Polyandrous.	Hypogynous.
Pistil. <i>carpels.</i>	2	Syncarpous.	Superior.
Seeds ∞, albuminous, coated with red pulp.			

Two distinct Sub-types occur in India, represented by—

1. *Flacourtia sepiaria*, a small spinose shrub, with simple, serrate leaves, and unisexual, apetalous flowers, bearing pleasantly acid fruit, common on uncultivated land; and
2. *Hydnocarpus inebrians*, a large tree, with alternate, serrate leaves, and dioecious, axillary, white flowers.

OBSERVE the loculicidal dehiscence of the capsules of *Bixa*, and the red pulp of the seed, which is collected in South America for export to Europe as Annatto, used as a silk-dye and to stain cheese.



12. Natural Order, *Polygalaceæ*.—The Milkwort Family.

Trees, shrubs, or herbs with alternate, simple leaves. Sepals unequal. Stamens usually eight, often more or less coherent and also adherent to the petals.

TYPE—*Polygala arvensis*.

A low, procumbent, branching herb, with small entire leaves, and racemose, irregular, inconspicuous flowers.

<i>Organ.</i>	<i>No.</i>	<i>Cohesion.</i>	<i>Adhesion.</i>
Calyx. <i>sepals.</i>	5	Polysepalous.	Inferior.
Corolla. <i>petals.</i>	3	Polypetalous.	Epistaminal.
Stamens.	8	Monadelphous.	Hypogynous.
Pistil. <i>carpels.</i>	2	Syncarpous.	Superior.
Seeds hairy, one in each cell of the fruit.			

OBSERVE the three outer sepals, which are very small; the two innermost, called *wings*, much larger, resembling bracts or petals, and enlarging after flowering, so as to enclose the fruit: the cohesion of the filaments and the adhesion of the really distinct petals to their tube: the small bearded crest at the end of the keel-petal: the one-celled anthers: the hooded stigma covering the anthers: the cap-like ariloid covering at the top of the seeds.

In *Salamonia* the sepals are nearly equal, and the stamens fewer.

*Xanthophyllum* is an arborescent Indian genus, with five petals, four of which are nearly equal, and eight stamens more or less free, with two-celled anthers.

13. Natural Order, *Caryophyllaceæ*.—The Pink Family.

Herbs with opposite, simple leaves. Ovary one-celled, with a free central placenta.

TYPE—Indian Pink (*Dianthus chinensis*).

A garden herb, with opposite, grass-like, glabrous leaves, and terminal, solitary or fascicled red flowers blotched with purple

<i>Organ.</i>	<i>No.</i>	<i>Cohesion.</i>	<i>Adhesion.</i>
Calyx. <i>sepals.</i>	5	Gamosepalous.	Inferior.
Corolla. <i>petals.</i>	5	Polypetalous.	Hypogynous.
Stamens.	10	Decandrous.	Hypogynous.
Pistil. <i>carpels.</i>	2	Syncarpous.	Superior.

Seeds  $\infty$ , upon a free central placenta.

OBSERVE the central placenta, free from the walls of the ovary, by the early rupture or suppression of the dissepiments.



FIG. 110. Transverse section of ovary, showing free central placentation.

Species of this Family abound in the temperate zone of the northern hemisphere, but are rare in the tropics, excepting some small-flowered weed-like plants and a few grown in gardens.

The eastern species, taken as a type, is commonly cultivated in Indian gardens.

Low-tufted species of this Family grow at a great elevation in the Himalayas, one attaining a height of 14,000 to 18,000 feet.

14. Natural Order, *Hypericineæ*.—The St. John's Wort Family.

Herbs, shrubs, or rarely trees, with opposite, undivided leaves. Flowers hermaphrodite. Calyx imbricate.

TYPE—*Hypericum japonicum*.

A low, procumbent or ascending, perennial, glabrous herb, with opposite, entire, dotted leaves, and small, yellow, terminal, cymose flowers.

<i>Organ.</i>	<i>No.</i>	<i>Cohesion.</i>	<i>Adhesion.</i>
Calyx. <i>sepals.</i>	5	Polysepalous.	Inferior.
Corolla. <i>petals.</i>	5	Polypetalous.	Hypogynous.
Stamens.	∞	Polyadelphous.	Hypogynous.
Pistil. <i>carpels.</i>	3	Syncarpous.	Superior.
Seeds ∞, exalbuminous.			

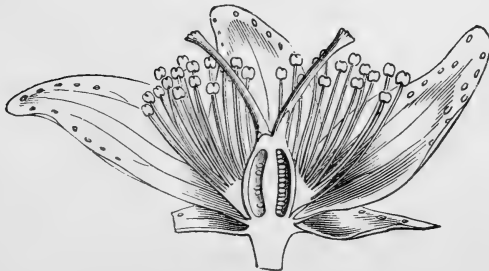


FIG. 111. Vertical section of flower of a species of *Hypericum*.

OBSERVE the immersed glands of the leaves, shown as

translucent dots when held up to the light: also the black, glandular dots of the sepals and petals.

The flowers of *H. mysorensis* of South India are much larger than those of the type-species.

15. Natural Order, *Guttiferæ*.—The Gamboge Family.

Trees or shrubs with opposite, undivided leaves. Flowers unisexual or polygamous. Calyx imbricate.

TYPE—*Calophyllum Inophyllum*.

A tree with opposite, simple, coriaceous, shining, closely veined, entire leaves, and axillary, drooping racemes of fragrant, white, polygamous flowers.

<i>Organ.</i>	<i>No.</i>	<i>Cohesion.</i>	<i>Adhesion.</i>
Calyx. <i>sepals.</i>	4	Polysepalous.	Inferior.
Corolla. <i>petals.</i>	4	Polypetalous.	Hypogynous.
♂ Stamens.	∞	Polyadelphous.	Hypogynous.
♀ Pistil. <i>carpels.</i>	?	Syncarpous.	Superior.
Seeds solitary, exalbuminous.			

The pistil being normally syncarpous in this Family, it is thus described above, although the ovary is but one-celled in *Calophyllum*. Compare with the embryo of the type-species, which has large cotyledons and a short radicle, that of the Mangosteen, grown in the Straits of Malacca, or of any other *Garcinia* or *Xanthochymus*. In the latter genera the embryo consists of an enormous radicle (*tigellum* strictly), the cotyledons being obsolete.

This well-marked tropical Family is represented in India

by six genera, including the genus *Garcinia*, which, besides the Mangosteen, includes the species affording the drug and pigment gamboge. The best gamboge is a gum exuded from wounds in the bark of a *Garcinia* growing in Siam and the Malay Peninsula, closely allied to, if not identical with, a Ceylon species. The Family generally is characterised by a coloured, resinous juice.

The flowers are usually dioecious or polygamous, with the sepals and petals in fours.

Pinnay-oil is obtained from the seeds of our type-species by pressure. It is used as a lamp-oil and in medicine.

16. Natural Order, *Ternströmiaceæ*.—The Tea Family.

Trees or shrubs, usually with alternate, simple leaves. Flowers hermaphrodite or unisexual. Calyx imbricate.

TYPE—The Tea-shrub (*Thea chinensis*).

An evergreen shrub, with alternate, shining, simple leaves, and axillary, pedunculate, white flowers.

<i>Organ.</i>	<i>No.</i>	<i>Cohesion.</i>	<i>Adhesion.</i>
Calyx. <i>sepals.</i>	5	Polysepalous.	Inferior.
Corolla. <i>petals.</i>	5	Gamopetalous.	Hypogynous.
Stamens.	∞	Polyandrous.	Hypogynous and epipetalous.
Pistil. <i>carpels.</i>	3	Syncarpous.	Superior.
Seeds solitary, exalbuminous.			

OBSERVE the slight cohesion of the petals, which character is not infrequent in several normally polypetalous Families,

and is, alone, by no means of sufficient absolute importance to warrant such a genus as Tea being classed with corollifloral (*gamopetalous*) families. Note, also, the stamens, the innermost of which are hypogynous, while the outer ones are more or less monadelphous and adherent to the base of the petals.

Compare the woody capsule, dehiscing loculicidally, of *Thea* and *Camellia* (scarcely generically distinct) with the indehiscent berries of *Saurauja* and *Eurya*.

The Tea-shrub, of recent years cultivated with so much success on the cool slopes of the mountains of Northern India, is found wild in the jungles of Assam. It has not been noticed in the wild state in China, where its cultivation dates from an extremely remote period.

17. Natural Order, *Dipterocarpeæ*.—The Malay-Camphor Family.

Trees or climbing shrubs, usually resinous, with alternate, penni-veined, simple leaves. Two or more of the segments of the calyx-limb usually enlarged in fruit.

TYPE—The Sal (*Shorea robusta*).

<i>Organ.</i>	<i>No.</i>	<i>Cohesion.</i>	<i>Adhesion.</i>
Calyx. <i>sepals.</i>	5	Gamosepalous.	Inferior.
Corolla. <i>petals.</i>	5	Polypetalous (?).	Hypogynous.
Stamens.	∞	Polyandrous.	Hypogynous.
Pistil. <i>carpels.</i>	3	Syncarpous.	Superior.
Seeds exalbuminous.			

A gigantic timber-tree, with alternate, entire, parallel-veined leaves, loose terminal and axillary panicles of yellow, hermaphrodite, regular flowers, and enlarging (accrescent) calyx-lobes.



FIG. 112. Sal (*Shorea robusta*), about one-half or one-third natural size.

OBSERVE the remarkable enlargement of each of the lobes of the calyx after flowering in *Dipterocarpus* and *Hopea* only two become enlarged: hence the name of the former genus and of the Family, significant of the two-winged fruit. In some species of *Dipterocarpus* the wings attain several inches in length.

The Family abounds in a resin which is collected from several species, as *Vateria indica*, which affords Indian Copal. Our type-species, besides furnishing a balsamic



FIG. 113. Fruit of a species of *Dipterocarpus*: the calyx persistent; the tube enclosing the ovary and two of the lobes accrescent.

resin, yields one of the most valuable of Indian timbers. Sumatra Camphor is the resin of a *Dryobalanops*. It is



eagerly bought by the Chinese, who export ordinary Camphor, their own produce, to Europe.

18. Natural Order, *Malvaceæ*.—The Mallow Family.

Shrubs, trees, or herbs with alternate, simple leaves. Calyx valvate. Stamens monadelphous, with one-celled anthers.

TYPE—Rose Hibiscus (*Hibiscus rosa-sinensis*).

A large garden shrub, with alternate, simple, serrate, shining leaves, and large, showy (red, white, or yellow) axillary flowers.



FIG. 114. Vertical section of flower of Rose Hibiscus, nearly of natural size. To the left a one-celled anther and free extremity of filament.

<i>Organ.</i>	<i>No.</i>	<i>Cohesion.</i>	<i>Adhesion.</i>
Calyx. <i>sepals.</i>	5	Gamosepalous.	Inferior.
Corolla. <i>petals.</i>	5	Polypetalous.	Inserted on stamens.
Stamens.	∞	Monadelphous.	Hypogynous.
Pistil. <i>carpels.</i>	5	Syncarpous.	Superior.

OBSERVE the whorl of numerous, narrow bracts, immediately under the calyx ; in Cotton (*Gossypium*) the bracts are three in number, very large and cordate, and must not be mistaken for sepals : the valvate æstivation of the calyxlobes and imbricate (contorted) æstivation of the petals : the staminal tube five-toothed at the top, giving off, from the side of the tube, very numerous filaments, bearing one-celled anthers : the large-grained pollen, which, examined under a magnifier, is found to be rough with minute projecting points.

Plants of this Family are destitute of noxious properties. Many of them are mucilaginous, and the liber affords a useful fibre. The species of pre-eminent importance are the cotton-producing plants belonging to the genus *Gossypium*, several varieties of two or three species of which are now very extensively cultivated in India. Cotton consists of the delicate, long, thin-walled hairs which clothe the seeds. These hairs, when dry, become flattened and twisted. The commercial value of the Cotton depends upon the length and tenacity of these hair-cells. A useful lamp-oil is expressed from the seeds of the Cotton-plant, and the refuse may be compressed into an oil-cake for feeding cattle.

The Okra (*Hibiscus esculentus*), a tropical American species, is much cultivated in India for the sake of its unripe mucilaginous capsules, which are used as an article of diet.

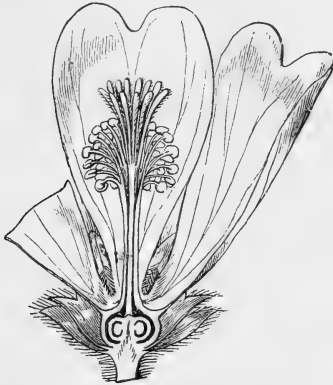


FIG. 115. Vertical section of flower of Mallow (*Malva*), slightly enlarged.

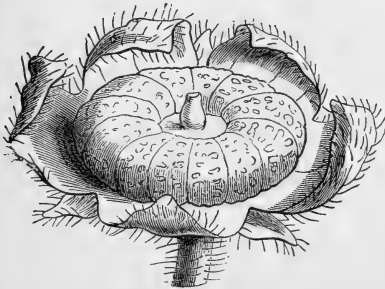


FIG. 116. Fruit of Mallow. The carpels uniserial.



FIG. 117. Embryo of Mallow with folded cotyledons.

The Durian fruit is the produce of a Malayan tree of this Family (*Durio zibethinus*), to which belong, also, the African Baobab (*Adansonia*) and the so-called Cotton-tree

(*Bombax*). These latter agree in the general structure of their flowers with the type, but they are large trees, and the two last-named have digitate leaves.

19. Natural Order, *Sterculiaceæ*.—The Sterculia Family.

Trees, shrubs, or herbs with alternate simple or digitate leaves. Calyx valvate. Stamens monadelphous, with two-celled anthers.

TYPE—*Sterculia foetida*.

A large, deciduous tree, with alternate digitate leaves crowded towards the ends of the branches, and racemose, crimson and brown, hairy, unisexual flowers.

<i>Organ.</i>	<i>No.</i>	<i>Cohesion.</i>	<i>Adhesion.</i>
Calyx. <i>sepals.</i>	5	Gamosepalous.	Inferior.
Corolla.	0	...	...
♂ Stamens.	∞	Monadelphous.	Hypogynous.
♀ Pistil. <i>carpels.</i>	5	Syncarpous.	Superior.

OBSERVE the two-celled anthers, collected into a small, close head: in the female flower a few imperfect stamens may be found immediately under the stipitate ovary. Compare with the type, *Helicteres* (*Isora*), and several other common Indian genera of the Family (*Pterospermum*, *Pentapetes*, *Waltheria*, &c.), in which the corolla is present and the flowers are hermaphrodite. Observe the unequal petals of *Helicteres* and the remarkable spirally-twisted carpels of the fruit.

The Chocolate and Cocoa-tree (*Theobroma*), cultivated in the northern provinces of South America, Central America.

and some of the West Indian Islands, belongs to this family. Cocoa and Chocolate are prepared from the seeds, which are roasted, ground, and usually mixed with sugar, arrowroot, and spices. The seeds are closely packed in a capsule four to six inches long by two or three inches in diameter.

20. Natural Order, *Tiliaceæ*.—The Jute and Lime-tree Family.

Trees, shrubs, or herbs, usually with alternate, simple leaves, valvate calyx, and indefinite free stamens.

TYPE—Common Jute (*Corchorus capsularis*).

A smooth, annual herb, rather woody below, with alternate, simple leaves, and axillary fascicles of small, yellow, regular flowers.

<i>Organ.</i>	<i>No.</i>	<i>Cohesion.</i>	<i>Adhesion.</i>
Calyx. <i>sepals.</i>	5	Polysepalous.	Inferior.
Corolla. <i>petals.</i>	5	Polypetalous.	Hypogynous.
Stamens.	∞	Polyandrous.	Hypogynous.
Pistil. <i>carpels.</i>	5	Syncarpous.	Superior.

OBSERVE the tough fibrous liber of the bark, used to make "gunny" bags. Compare the fruit, a roundish capsule, with the siliquæform capsule of *Corchorus olitorius*, in which the seeds are separated from each other by transverse partitions: also with the indehiscent, drupe-like, often lobed fruit of the Grewias, and the bristly capsule of the Triumfettas. *Corchorus olitorius* is used as a pot-herb.

Like the Mallow and Sterculia Families, to which this Family is closely allied, the species are generally harmless, and more or less mucilaginous ; many of them have also a tenacious liber. From the bark of the European Lime-tree (*Tilia*) Russia-matting or "bast" is obtained.

The genus *Elæocarpus*, including some large Indian trees, belongs to a section of this Family, marked by the anthers dehiscing at their tips. *Elæocarpus* itself usually has its petals with a deeply-cut margin. The stones of its drupaceous fruits are often ornamented and strung together as beads.

21. Natural Order, *Linaceæ*.—The Flax Family.

Shrubs, herbs, or rarely trees, with alternate, undivided, simple leaves. Sepals imbricate. Stamens more or less coherent below. Styles usually free.

TYPE—*Linum trigynum*.

A shrubby plant, with alternate, simple, entire, smooth leaves, and axillary, regular, yellow, pretty flowers, collected near the ends of the branches.

<i>Organ.</i>	<i>No.</i>	<i>Cohesion.</i>	<i>Adhesion.</i>
Calyx. <i>sepals.</i>	5	Polysepalous.	Inferior.
Corolla. <i>petals.</i>	5	Polypetalous.	Hypogynous.
Stamens.	5	Monadelphous.	Hypogynous.
Pistil. <i>carpels.</i>	3	Syncarpous.	Superior.

OBSERVE the tenacity of the liber, especially in the Common Flax (*L. usitatissimum*), a cultivated, slender herb, with fugacious blue flowers: the slight cohesion of the

filaments, and the minute teeth projecting in the intervals between the filaments indicating a second series of undeveloped stamens. In *Erythroxylon*, an allied genus, there are ten perfect stamens without any rudimentary ones. Observe, also, the spuriously six-celled ovary of the type, resulting from each of the three cells becoming divided into two by the infolding of the dorsal suture of each carpel. Compare, under the microscope, the fibre of Flax with Cotton. Flax consists of long, thick-walled liber-cells, resembling jointed cylindrical rods. Fibres of linen from mummy-cloth of Egypt may also be compared with cloth from the Peruvian tombs, which is made of cotton.

In the genus Flax, as in several others belonging to widely different Families, a dimorphous condition of the essential organs has been observed, consisting in differing relative lengths and position of the anthers and stigmas in different flowers. The object of this dimorphism Mr. Darwin has shown to be to secure fertilisation by the pollen of distinct flowers of the same species (see Journal of the Linnean Society of London, Botany, vol. vii. p. 69).

22. Natural Order, *Malpighiaceæ*.—The Malpighia Family.

Climbing shrubs with opposite, entire leaves. Stamens ten. Ovary three-lobed. Carpels winged when ripe.

TYPE—*Hiptage Madablota*.

<i>Organ.</i>	<i>No.</i>	<i>Cohesion.</i>	<i>Adhesion.</i>
Calyx. <i>sepals.</i>	5	Polysepalous.	Inferior.
Corolla. <i>petals.</i>	5	Polypetalous.	Hypogynous.
Stamens.	10	Decandrous.	Hypogynous.
Pistil. <i>carpels.</i>	3	Syncarpous.	Superior.

A climbing shrub with opposite, entire leaves, and irregular, very fragrant, yellow-white flowers.

OBSERVE the closely adpressed hairs, covering the young parts of the plant; examined minutely, they will be found to be attached near the middle (peltate hairs): the single "gland" under the flower, partly adnate to the pedicel, partly to the calyx; in some genera each sepal bears one or two dorsal glands: the clawed, unequal, fringed petals: the declinate stamens: the winged fruit-carpels.

The head-quarters of the Family is in South America, where many "lianes" of the moist forests belong to it.

Very few species are turned to practical account.

23. Natural Order, *Zygophyllaceæ*.—Bean-Caper Family.

Herbs or low shrubs with opposite, stipulate, compound leaves. Peduncles axillary, one-flowered. Stamens eight or ten, free.

TYPE—*Tribulus terrestris*.

A prostrate herb with opposite, stipulate, pinnate leaves, axillary, solitary, regular flowers, and spinose fruits.

<i>Organ.</i>	<i>No.</i>	<i>Cohesion.</i>	<i>Adhesion.</i>
Calyx. <i>sepals.</i>	5	Polysepalous.	Inferior.
Corolla. <i>petals.</i>	5	Polypetalous.	Hypogynous.
Stamens.	10	Decandrous.	Hypogynous.
Fistil. <i>carpels.</i>	5	Syncarpous.	Superior.

To this Family belong also *Fagonia*, with trifoliolate leaves, common in some of the dry parts of India, and the West Indian *Guaiacum*; the latter affording the hard, heavy, greenish-brown wood called *lignum-vite*.



24. Natural Order, *Geraniaceæ*.—The Geranium, Sorrel, and Balsam Family.

Herbs with opposite or alternate, simple or compound leaves. Flowers regular or irregular, usually two or more on axillary peduncles.

TYPE—Any garden Geranium (*Pelargonium*)

• Usually glandular-pubescent herbs, with opposite, lobed, palmi-veined leaves, and umbellate, slightly irregular, handsome flowers.

<i>Organ.</i>	<i>No.</i>	<i>Cohesion.</i>	<i>Adhesion.</i>
Calyx. <i>sepals.</i>	5	Polysepalous.	Inferior.
Corolla. <i>petals.</i>	5	Polypetalous.	Hypogynous.
Stamens.	7(-10)	Monadelphous.	Hypogynous.
Pistil. <i>carpels.</i>	5	Syncarpous.	Superior.

As Sub-types may be taken :—

1. Indian Cress (*Tropæolum majus*), a climbing or prostrate, succulent, garden herb, with alternate, peltate leaves, and irregular, orange-coloured, octandrous flowers, with the posterior sepal spurred.

2. Sorrel (*Oxalis*), any species. Herbs with trifoliolate or pinnate leaves, and regular, decandrous flowers.

3. Balsam (*Impatiens*), any species. Succulent or tender herbs, with alternate or opposite simple leaves, and very irregular flowers, usually with three coloured sepals, of which the posterior is spurred, three petals,\* and five stamens.

\* Two are bifid, indicating that we have really five petals, of which four cohere in pairs.

OBSERVE the spur of the posterior sepal of cultivated *Pelargonium*, which is adherent to the pedicel. Its cavity may be easily seen on cutting the pedicel across just below the calyx. In *Tropæolum* the corresponding spur is free. Note also the beak-like prolongation of the receptacle of the Geranium Tribe after flowering: the closely connivent or coherent anthers of the Balsams: the elastic valves of the fruit-capsules of the latter.

The Balsams are a pre-eminently Indian group, but the distribution of the species is very circumscribed, many of them being limited to small areas. The beautiful aquatic *Hydrocera triflora* (*Impatiens natans* of the older botanists), differing from *Impatiens* in its distinct petals and berried fruit, is, however, widely dispersed throughout India in ponds and freshwater ditches. The floating and submerged branches of this species are often several yards in length.

Some species of *Oxalis* exhibit the phenomenon of "irritability" in their leaves. The Blimbing and Carambola are the acid fruits of species of *Averrhoa*, an arborescent genus allied to *Oxalis*, native in India.

## 25. Natural Order, *Rutaceæ*.—The Rue and Orange Family.

Usually trees or shrubs with alternate or opposite, compound (pinnate tri- or uni-foliolate) leaves, dotted with translucent glands. Stamens as many or twice as many as petals (in *Citrus* and *Ægle* indefinite).

TYPE—The Orange-tree (*Citrus Aurantium*).

An evergreen, often spinose tree, with alternate, entire, shining, glandular-dotted leaves, and axillary, fragrant, white flowers.

FIG. 118. Orange (*Citrus Aurantium*), reduced.

<i>Organ.</i>	<i>No.</i>	<i>Cohesion.</i>	<i>Adhesion.</i>
Calyx. <i>sepals.</i>	5	Gamosepalous.	Inferior.
Corolla. <i>petals.</i>	5	Polypetalous.	Hypogynous.
Stamens.	$\infty$	Polyadelphous.	Hypogynous.
Pistil. <i>carpels.</i>	$\infty$	Syncarpous.	Superior.
Seeds exalbuminous ; often polyembryonous.			

OBSERVE the articulation between the petiole and the blade of the leaf, indicating that the leaf is of the compound type.

It is unifoliolate in the Orange, as in the Barberry. In other Indian genera allied to the Orange the leaves are pinnate or trifoliolate. Observe, also, the frequently broad wings on each side of the petiole: the translucent dots of the leaves, easily seen when they are held up to the light: also the glandular dots of the flowers; similar immersed "glands," or receptacles of essential oil, are common to most of the genera of the Family: the cup-shaped disk between the stamens and ovary: the frequent occurrence of two or more exalbuminous embryos in the seeds; they are found irregularly and closely compressed together, so that the cotyledons, normally plano-convex, are much distorted.

By examining a series of ovaries in different stages, intermediate between the flower and fruit, the development of the pulp, which ultimately fills the numerous cells of the fruit, may be observed. It originates in cellular, papillæform projections from the inside of the outer wall of the ovary.

The Tribe (*Aurantieæ*) of this large Natural Order, to which our type belongs, is characterised by a succulent, indehiscent fruit; but in other Tribes, including by far the larger number of species, the fruit is dry, often separating, when ripe, into nuts or *cocci*.

In Common Rue (*Ruta*) the capsule is deeply four- or five-lobed. In the climbing shrub *Zanthoxylum alatum* the fruit-carpels are free and dehiscent. The flowers of the last-named are unisexual.

Besides the Orange and its congeners the Lemon, Lime, Shaddock, and Citron, the Family includes the Bael (*Ægle Marmelos*) and the Wampi (*Clausena Wampi*): the former is in great repute as a medicine in Southern India.

#### 26. Natural Order, *Ochnaceæ*.—The *Ochna* Family.

Shrubs or trees with alternate, shining, coriaceous, simple,

eglandular leaves. Ovary usually deeply lobed. Fruit of three, five, or more distinct drupes.

TYPE—*Ochna squarrosa*.

A small, smooth tree, common in gardens, with alternate, entire leaves, and fragrant, showy, yellow flowers, in short, racemose panicles.

Organ.	No.	Cohesion.	Adhesion.
Calyx. <i>sepals.</i>	5	Polysepalous.	Inferior.
Corolla. <i>petals.</i>	5(-12)	Polypetalous.	Hypogynous.
Stamens.	∞	Polyandrous.	Hypogynous.
Pistil. <i>carpels.</i>	5(-12)	Syncarpous.	Superior.

OBSERVE the deep divisions of the ovary between the carpels, which, as they mature, become free and drupaceous.

27. Natural Order, *Burseraceæ*.—The Myrrh Family.

Trees with resinous juice, alternate compound leaves, and small paniced or racemose flowers. Stamens free, as many or twice as many as the petals.

TYPE—*Boswellia thurifera*.

A large timber-tree, with alternate, imparipinnate leaves, and simple axillary racemes of small, whitish flowers, clustered towards the extremities of the branches.

Organ.	No.	Cohesion.	Adhesion.
Calyx. <i>sepals.</i>	5	Gamosepalous.	Inferior.
Corolla. <i>petals.</i>	5	Polypetalous.	Hypogynous.
Stamens.	10	Decandrous.	Hypogynous.
Pistil. <i>carpels.</i>	3	Syncarpous.	Superior.

OBSERVE the yellowish or red resin which exudes from the bark. Similar resinous products are characteristic of several species of the Family ; some of which, growing in the dry regions of Western Asia, the Red Sea, and Eastern Africa, afford Myrrh, Olibanum, and so-called Balm of Gilead.

We much want authentic information as to the source of some of these fragrant resins, and travellers in the countries where they grow would do well to secure specimens of resins, and of the trees yielding them in flower and fruit, in order that they may be determined by some competent botanist.

28. Natural Order, *Meliaceæ*.—Melia Family.

Trees or shrubs with alternate, compound leaves. Flowers small, paniced. Stamens monadelphous (except in *Cedrela* and *Chloroxylon*).

TYPE—Persian Lilac or Bead-tree (*Melia Azedarach*).

A. middle-sized (introduced) tree, with twice-pinnate leaves, and large, much-branched panicles of purplish-white flowers.

<i>Organ.</i>	<i>No.</i>	<i>Cohesion.</i>	<i>Adhesion.</i>
Calyx. <i>sepals.</i>	5(-6)	Gamosepalous.	Inferior.
Corolla. <i>petals.</i>	5(-6)	Polypetalous.	Hypogynous.
Stamens.	10(-12)	Monadelphous.	Hypogynous.
Pistil. <i>carpels.</i>	5	Syncarpous.	Superior.

The Nim, Neem, or Margosa-tree (*Azadirachta indica*) differs from the type in having a three-celled ovary and a one-seeded drupe.

Several valuable timber-trees belong to this Family; amongst the rest, the Indian Satinwood (*Chloroxylon Swietenia*), and the American and West Indian Mahogany and Cedar (*Swietenia* and *Cedrela*).



FIG. 119. *Melia Azedarach*, with a detached drupe (much reduced)

*Chloroxylon* differs from our type in its free stamens, and (as does also the Mahogany-tree) in a dehiscent, woody, capsular fruit. The fruit of *Azadirachta* is a one-seeded drupe, from the pulp of which an oil is prepared in India. Its bark and leaves are in repute as medicines.

29. Natural Order, *Olacaceæ*.—The Olax Family.

Shrubs or trees, usually with alternate entire leaves, and axillary fascicles spikes or racemes of small flowers. Ovary one-celled, or imperfectly three- or more-celled.

TYPE—*Olax scandens*.

A climbing spinose shrub, with alternate simple leaves, and short axillary fascicles of small whitish flowers:

<i>Organ.</i>	<i>No.</i>	<i>Cohesion.</i>	<i>Adhesion.</i>
Calyx. <i>sepals.</i>	5(-6)	Gamosepalous.	Inferior.
Corolla. <i>petals.</i>	5(-6)	Gamopetalous.	Hypogynous.
Stamens.	8(-12)	Octandrous.	Epipetalous.
Pistil. <i>carpels.</i>	3	Syncarpous.	Superior.

OBSERVE the "calyx" enlarging (*accrescent*) after flowering-time is over. Although described as a true calyx consisting of sepals, there is reason to believe that, in this case, it is a cupuliform production analogous to the disk found, for example, around the base of the ovary in the Orange. Note, also, the abortion of most of the stamens, usually but three bearing perfect anthers, the rest being deeply bifid.

The Family includes several very anomalous Indian climbing plants, differing from the type in their diœcious flowers and other characters, of interest chiefly on botanical grounds.

30. Natural Order, *Ampelideæ*.—The Vine Family.

Usually shrubs climbing by tendrils, with jointed stems,



alternate, simple or tri- to quinque-foliolate leaves, and minute, cymose, greenish flowers.

TYPE—The Grape Vine or any species of *Vitis*.

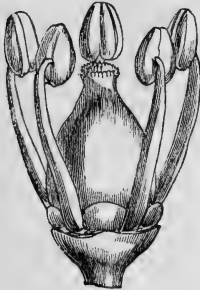


FIG. 120. Flower of Grape Vine after the fall of the petals. The calyx is very short, cup-shaped, and obscurely five-toothed (enlarged).



FIG. 121. Same; the petals, cohering at their apices, are about to fall.

Usually climbing shrubs, with tendrils, alternate, simple lobed or entire leaves, and panicles (opposite to the leaves) of small, greenish flowers.

<i>Organ.</i>	<i>No.</i>	<i>Cohesion.</i>	<i>Adhesion.</i>
Calyx. <i>sepals.</i>	5(4)	Gamosepalous.	Inferior.
Corolla. <i>petals.</i>	5(4)	Polypetalous.	Hypogynous.
Stamens.	5(4)	Pent-(tetr-)androus.	Hypogynous.
Pistil. <i>carpels.</i>	2	Syncarpous.	Superior.

The species of *Leca* represent a Sub-type, differing in the absence of tendrils, their once-, twice-, or thrice-pinnate leaves, and coherent stamens adnate to the petals.

OBSERVE the peduncles and tendrils given off opposite to

the leaves and not as axillary branches. A comparison of the tendrils and flower-bearing panicles will show that they are both modifications of the same organ. Each tendril and panicle is regarded as an axis, the lower portion of which forms the internode (or internodes), immediately below, of the main stem. The succeeding internode of the stem is a new and distinct axis, originating in the axil of the leaf opposite to which the tendril or peduncle is given off. Observe also the tendency of the petals to cohere at their apices, so that they are thrown off as a cap by the expanding stamens.

To numerous varieties of one species of this Family (*V. vinifera*) we owe nearly all our wine, raisin, and dessert grapes.

In a curious Malayan genus (*Pterisanthes*) the flowers are arranged upon a broad, flattened, membranous expansion of the peduncle, which looks like a monstrous condition.

### 31. Natural Order, *Sapindaceæ*.—The Soapwort Family.

Usually trees with alternate, pinnate leaves, and inconspicuous, often paniced, polygamous flowers. Stamens free; ovary three-, four-, or two-celled.

TYPE—The Litchi (*Nephelium Litchi*).

Organ.	No.	Cohesion.	Adhesion.
Calyx. sepals.	4-6	Gamosepalous.	Inferior.
Corolla. petals.	0	0	0
♂ Stamens.	6-10	Usually octandrous.	Hypogynous.
♀ Pistil. carpels.	2(-3)	Syncarpous.	Superior.
Seeds solitary, exalbuminous, arillate.			

A garden tree with shining, pinnate (tri- to septem-foliate) leaves, and terminal and axillary panicles of numerous small, apetalous, polygamous flowers.

This large Natural Order includes several Indian genera differing much in habit as well as in some of the more technical characters of the flower. Note especially :

*Cardiospermum Halicacabum* ; a much-branched climbing herb, with twice-ternate, alternate leaves, umbellate panicles of small irregular flowers, and inflated membranous capsules :

*Dodonæa viscosa* ; a shrub with narrow, entire, usually undivided, rather viscid leaves, small greenish-yellow, unisexual flowers, and winged capsules : and

Maple (*Acer*, any species). Trees (of the mountains of Northern India) with simple, opposite, usually palmi-veined and lobed leaves, and regular, racemose or corymbose, greenish flowers.

OBSERVE the pulpy aril surrounding the seed of the Litchi, rendering it an esteemed dessert fruit in India and China : the slender tendrils at the end of the peduncle of *Cardiospermum*, and the heart-shaped hilum of its round seeds, to which the name *Cardiospermum* (Heart-seed) refers.

It is generally characteristic of the Family to have the flowers *unsymmetrical*, owing to the number of stamens not corresponding (either the same or as a multiple) with that of the petals and sepals.

The Longan is the fruit of a near ally of the Litchi,—*Euphoria Longana*. The structure of the fruit is similar to that of the Litchi. In each of them the lobes of the ovary (carpels), as they mature, become almost or wholly free from each other. The carpels are one-seeded in both.

Owing to the presence of a saponaceous principle in the fruit of several species of *Sapindus*, the drupes may be used

in lieu of soap. From this property the name of the Family is derived.

32. Natural Order, *Anacardiaceæ*.—The Mango Family.

Trees with alternate or opposite, simple or compound leaves. Flowers small. Ovary unilocular (in *Spondias* and allies, four- or five-celled), with solitary ovules.

TYPE—The Mango (*Mangifera indica*).




FIG. 122. Flower of Mango (*Mangifera indica*), enlarged.

A large tree, cultivated everywhere, with alternate, simple, lanceolate, shining leaves, and terminal erect panicles of small, yellowish, polygamous flowers.

<i>Organ.</i>	<i>No.</i>	<i>Cohesion.</i>	<i>Adhesion.</i>
Calyx. <i>sepals.</i>	5	Polysepalous.	Inferior.
Corolla. <i>petals.</i>	5	Polypetalous.	Hypogynous.
Stamens.	1(-5)	Monandrous.	Perigynous.
Pistil. <i>carpel.</i>	1	Apocarpous.	Superior.

OBSERVE the usual abortion of all the stamens except one in the flower of the Mango: the five or six carpels of *Buchanania*, of which only one is perfected: the accrescent

petals in two Malayan genera (*Melanorrhæa* and *Swintonia*), and the accrescent sepals in another (*Parishia*). Note, also, the gum-resin exuded by the bark. Several Indian species of the Family belonging to the genera *Semecarpus* and *Melanorrhæa* yield, either from their bark or fruit, a resinous product, which is often acrid and poisonous. The Indian Marking-nut (*Semecarpus Anacardium*) affords a black corrosive juice used in marking cloth, &c. Mastic is the resin of a shrubby *Pistacia* (*P. Lentiscus*) growing in the Greek Archipelago.

Besides the Mango, which is, *par excellence*, the fruit of India, the Family includes a few other species affording useful and edible fruits. Of the Cashew-nut—the fruit of an American tree—the edible portion is the swollen pear-shaped peduncle of the flower. The kernel of the seed may be eaten when cooked.

Pistachio-nuts are the produce of *Pistacia vera*. *Odina Wodier*, a common tree of the Peninsula, easily propagated by cuttings, is a member of this Family.

### 33. Natural Order, *Connaraceæ*.—The Connarus Family.

Trees or shrubs, with alternate, compound leaves. Flowers small, regular, in racemes or panicles. Ovary apocarpous.

TYPE—*Connarus pentandrus*.

<i>Organ.</i>	<i>No.</i>	<i>Cohesion.</i>	<i>Adhesion.</i>
Calyx. <i>sepals.</i>	5	Gamosepalous.	Inferior.
Corolla. <i>petals.</i>	5	Polypetalous.	Hypogynous.
Stamens.	10	Monadelphous.	Hypogynous.
Pistil. <i>carpel.</i>	1	Apocarpous.	Superior.

A tree with alternate, pinnate (tri- to septem-foliolate), shining leaves, terminal panicles of small whitish flowers, and short, oblique, one-seeded legumes.

A small Family, represented in India by several genera, but the species are mostly Malayan: a few occur in Bengal and the Peninsula. Their principal interest is in their connecting the large Family Leguminosæ with some of those which precede. They differ principally from Leguminosæ in usually having two or more distinct carpels, in the form and position of the ovules, and in the absence of stipules. The species which we employ as Type, and which is perhaps the most widely-distributed member of the Family in India, is exceptional amongst Connaraceæ in having usually but a single carpel. If there be more carpels in the flower, they are all suppressed excepting one, which forms a short stipitate pod when ripe, very similar to that of some Leguminosæ.

None of the species are of much economic value.

#### *Division*—CALYCIFLORÆ.

#### 34. Natural Order, *Leguminosæ*.

Trees, shrubs, or herbs, usually with alternate, compound (sometimes uni-foliolate) leaves. Flowers irregular (except Mimoseæ). Carpel solitary.

This Family of flowering plants is numerically the largest, next to the Composite Family, and includes very many species of great importance to mankind.

Three principal Types of floral structure require to be noted, two of which are, at first sight, very dissimilar; but

in the fruit, seed, and general characters of habit and leafage, the numerous genera of the Family are bound together by a community of sufficiently well-marked characters, so that the Order is easily recognised, and may be regarded as a truly natural one.

Peaflower Tribe—*Papilionaceæ*.

TYPE I—The Dhak (*Butea frondosa*).



FIG. 123. Dhak (*Butea frondosa*).

A middle-sized tree, with large, alternate, stipulate, trifoliate, deciduous leaves, and numerous racemes of handsome, irregular, orange-red, silky flowers.

<i>Organ.</i>	<i>No.</i>	<i>Cohesion.</i>	<i>Adhesion.</i>
Calyx. <i>sepals.</i>	5	Gamosepalous.	Inferior.
Corolla. <i>petals.</i>	5	Polypetalous.	Perigynous.
Stamens.	10	Diadelphous.	Perigynous.
Pistil. <i>carpel.</i>	1	Apocarpous.	Superior.
Seed solitary, exalbuminous.			

If the Dhak be not at hand, the flower of any Garden Pea (*Pisum*), Bean (*Vicia*), Indigo (*Indigofera*), Gram (*Cicer*), or Lentil (*Ervum*), will answer equally well as Type of the Pea-flower Tribe.



FIG. 124. Section of flower of Garden Pea.

OBSERVE the relation of the petals of the irregular (*papilionaceous*) corolla of the Peaflower Tribe to each other. There is a large upper petal which embraces the rest in the bud; this is the standard: two lateral petals, called *wings*, and two, usually more or less coherent by their lower margins, forming the *keel*, which enclose the stamens and pistil.

Cassia Tribe—*Casalpinicæ*.

TYPE 2—*Cassia Fistula*.

A small spreading tree, with alternate, pinnate, glabrous, stipulate, deciduous leaves, pendulous racemes of bright-



yellow, fragrant, irregular flowers, and long cylindrical indehiscent pods. (Corolla, *petals imbricated, upper petal inside in bud.*)

In the absence of *C. Fistula* any common Cassia, as the annual species *C. Sophora*, or *C. Tora*, or the ornamental garden-shrub *Poinciana pulcherrima*, will serve.

#### Mimosa Tribe—*Mimosæ*.

##### TYPE 3—Humble Plant (*Mimosa pudica*).

A prickly, hairy, perennial garden herb, with alternate, digitate-pinnate, sensitive, stipulate leaves, and axillary, pedunculate heads of small, pale-purple, regular, polygamous flowers. (Corolla *regular, petals valvate in bud.*)

OBSERVE the stamens in the type of the Pea-flower Tribe. Nine cohere into a bundle by their filaments: one (the upper one next to the *standard*) remaining free. In the Sunn Hemp (*Crotalaria*) and several other genera the stamens are monadelphous; in *Abrus* there are only nine stamens; while in *Sophora*, as in *Cassia* and *Mimosa*, types of the second and third Tribes, they are all free. In *Mimosa* and its allies they are often indefinite.

Compare the fruit (*legumes*) of any Pea, Bean, or Haricot (dehiscent, two-valved); Dhak (indehiscent, one-seeded); *Crotalaria* (inflated legume); *Æschynomene*, *Desmodium*, *Alysicarpus*, *Uraria* (articulated, separating into distinct one-seeded articles); *Dalbergia* (thin, flat, indehiscent); *Pterocarpus*, Sanders-wood (winged, indehiscent); *Sophora* (cylindrical, often narrowed here and there but not jointed, indehiscent); *Arachis*, the Ground Nut (indehiscent, one- to three-seeded,



FIG. 125. Diadelphous stamens of Pea.

matured underground); *Cassia Fistula* (cylindrical, indehiscent, divided by spurious transverse plates developed from the endocarp into one-seeded cells); *Guilandina* (dehiscent, prickly); *Entada* (huge, sword-shaped, indehiscent, several feet in length, the valves separating into one-seeded articles, which fall from the thickened and consolidated sutures); *Tamarindus*, the Tamarind (indehiscent, with the seeds immersed in an acid pulp); *Albizzia Lebbek* (thin and papery legumes, breaking up into one-seeded articles)



FIG. 126. Tamarind (*Tamarindus indica*): a detached legume to the left About one-third natural size.

The seeds of Leguminosæ are generally exalbuminous, but in a few genera, as *Cassia*, some albumen is present.

Of species serviceable to man we can here notice but few.

Of Timber-trees, the more important are the cabinet Rosewoods, afforded by Brazilian species of *Dalbergia*. The same genus includes some valuable Indian timber-trees, especially *D. Sissoo*. The wood of the Tamarind is sometimes used in cabinet-work.

Of Food-producing plants, the more important are the Pea, Bean, Lentils, Haricots, and Kidney-beans, Ground Nut (*Arachis*), Gram (*Cicer*), and Pigeon Pea (*Cajanus*).

Of Dyes we have, of first importance, the Indian product Indigo, obtained by decomposing the herbage of species of *Indigofera*; Red Sanders-wood, afforded by *Pterocarpus santalinus*, and Sappan-wood by *Cæsalpinia Sappan*, both large trees of the Peninsula; Logwood, by the Central American *Hæmatoxylon*.

*Crotalaria juncea*, the Sunn Hemp, is an annual, largely grown in India for the sake of the tenacious hemp-like fibre afforded by the bark of its long shoots.

Many of the Leguminosæ are serviceable in medicine, and some afford resins balsams, or astringent gums, as the Dhak, which is one of the Indian lac-producing trees, and the Catechu (*Acacia Catechu*); the latter a powerful astringent, the resin of which is obtained by boiling the wood. It is exported to England for the use of tanners.

The familiar irritability of the compound leaves of the Humble and Sensitive plants is but an extreme case of the condition (called the sleep) exhibited by many of the Leguminosæ, the Sorrels, &c., the leaflets of which fold together in the evening and remain closed until morning. The Indian species of the genus *Acacia*, closely allied to Mimosa, are characterised by highly compound (twice pinnate) leaves. It is remarkable that in Australia, where this genus has its head-quarters, a large proportion of the species have leaves wholly destitute of a blade, being

reduced to a petiole, which, in order to compensate for the deficiency, is much flattened and leaf-like, serving the purpose, as to function, of an ordinary leaf-blade. Such flattened petioles are called phyllodes. Their true nature is plainly ascertained by finding the compound blade sometimes developed upon the flattened phyllode, as is the case often in seedling Acacias.

Some of these phyllodineous Acacias have been introduced into Southern India, where they are said to hold their own, and appear likely to become naturalized.

### 35. Natural Order, *Rosaceæ*.—The Rose Family.

Trees, shrubs, or herbs, with alternate, entire or divided leaves. Flowers regular. Ovary free, or adherent to the calyx-tube (when the pistil becomes apparently syncarpous).

TYPE—Any species of Bramble (*Rubus*).

Scrambling, prickly shrubs, with alternate, digitate or trifoliolate leaves, and terminal panicles of regular white or rose-coloured flowers.

<i>Organ.</i>	<i>No.</i>	<i>Cohesion.</i>	<i>Adhesion.</i>
Calyx. <i>sepals.</i>	5	Gamosepalous.	Inferior.
Corolla. <i>petals.</i>	5	Polypetalous.	Perigynous.
Stamens.	∞	Polyandrous.	Perigynous.
Pistil. <i>carpels.</i>	∞	Apocarpous.	Superior.
Seeds solitary, exalbuminous.			

This Family, of great importance in orchard and garden culture of the temperate zone, is represented by several

genera in India, which do not however include many species of much economic importance. The variety, chiefly in the arrangement and number of the carpels, and their position relative to the tube of the calyx, may be reduced to three Sub-types, each represented in India either by native or cultivated species.

Bramble (*Rubus*) may serve as type of the Sub-order Roseæ, marked by numerous free carpels.



FIG. 127. Vertical section of flower of Bramble.

Cherry, or any species of *Prunus* or *Pygeum*, of the Sub-order Drupaceæ, marked by a single free carpel, drupaceous in fruit. And the

Loquat (*Eriobotrya*), *Photinia*, or Apple (*Pyrus*), of the Sub-order Pomaceæ, marked by one or more carpels adherent to the calyx-tube, so that the ovary is inferior.

Most of the species of this large Family agree in their perigynous stamens, which are usually indefinite; polypetalous corolla, prone to become "double" at the expense of the stamens, as in Rose and *Kerria*; and the essentially apocarpous pistil.

In Pomaceæ, if the fruit be cut across, it will be seen that the carpels do not cohere *inter se*, though pressed

and bound together by the succulent enlargement of the so-called calyx-tube.

OBSERVE the *prickles* of Bramble and Rose, differing from *spines* (page 72) in being processes of the bark and not developments of the axis. Compare the arrangement of the



FIG. 128. Transverse section of a pomaceous fruit.



FIG. 129. Fruit of Bramble (*Rubus*).



FIG. 130. Single drupel of Bramble.

carpels in the genera Bramble and Rose. In both the carpels are wholly free from each other, as well as from the calyx-tube; but in the latter they are arranged upon the inside of



FIG. 131. Fruit of Strawberry.

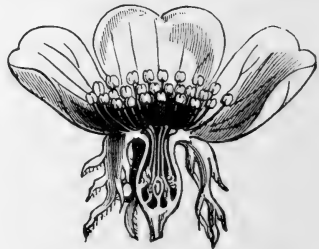


FIG. 132. Vertical section of flower of Rose (*Rosa*).

the urn- or flask-shaped tube of the calyx (regarded by some botanists as a hollowed receptacle), while in the former they are disposed upon a conical projecting receptacle. In the European Strawberry the arrangement of the carpels

is similar to that of the Bramble, but the receptacle becomes inordinately enlarged and succulent, bearing the small dry carpels (which are commonly and incorrectly called seeds) upon its surface.

In the species of *Spiræa*, some of which are Himalayan, the fruit-carpels are several-seeded follicles.

To this Family belong the following invaluable fruits, most of them grown in perfection only in temperate climates:—Apple, Pear (*Pyrus*), Quince (*Cydonia*), Medlar (*Mespilus*), Almond, Peach, Nectarine (*Amygdalus*), Apricot (*Armeniaca*), Cherry and Plum (*Prunus*), Strawberry (*Fragaria*), Raspberry (*Rubus*), and Loquat (*Eriobotrya*),—the last a Japanese tree, grown in Indian gardens.

Excellent Otto of Rose is obtained in India from the petals of sweet-scented Roses. Most of that sold in London is adulterated with the oil of an Indian grass (*Andropogon*).

### 36. Natural Order, *Combretaceæ*.—The Combretum Family.

Trees or shrubs, with opposite or alternate simple leaves. Flowers with or without petals. Ovary wholly inferior one-celled, with pendulous ovules.

TYPE—The Rangoon Creeper (*Quisqualis indica*).

<i>Organ.</i>	<i>No.</i>	<i>Cohesion.</i>	<i>Adhesion.</i>
Calyx. <i>sepals.</i>	5	Gamosepalous.	Superior.
Corolla. <i>petals.</i>	5	Polypetalous.	Perigynous.
Stamens.	10	Decandrous.	Perigynous.
Pistil. <i>carpel.</i>	1(?)	Apocarpous.	Inferior.

A more or less climbing pubescent shrub, with opposite or nearly opposite, simple, entire leaves, and terminal and axillary lax spikes of slender, reddish flowers.

With *Quisqualis* compare *Terminalia Catappa*—a large ornamental tree, common in gardens, with simple entire leaves clustered towards the ends of the branches, and small, whitish, apetalous, polygamous flowers, in axillary, simple, erect racemes.

OBSERVE the one-celled ovary with pendulous ovules, characteristic of the Family: the spirally-twisted cotyledons of the single seed of the Terminalias.

The kernels of the fruit of *T. Catappa* are in much esteem. They are eaten as Almonds. The fruits—Myrobolans—of other species of *Terminalia* (*T. Bellerica* and *T. Chebula*) are astringent, and are exported to Britain for the use of tanners, &c. Some of the Terminalias are valuable timber-trees.

### 37. Natural Order, *Celastraceæ*.—The Spindle-tree Family.

Shrubs or trees, with opposite or alternate simple leaves and minute flowers. Ovary more or less immersed in a disk. Stamens alternate with the petals and equal in number, or only three.

TYPE—*Celastrus paniculatus*.

<i>Organ.</i>	<i>No.</i>	<i>Cohesion.</i>	<i>Adhesion.</i>
Calyx. <i>sepals.</i>	5	Gamosepalous.	Inferior.
Corolla. <i>petals.</i>	5	Polypetalous.	Perigynous.
Stamens.	5	Pentandrous.	Perigynous.
Pistil. <i>carpels.</i>	3	Syncarpous.	Superior.



A climbing shrub, with alternate, simple, serrate leaves, and terminal panicles of numerous small yellow flowers.

The Indian species of *Hippocratea* and *Salacia* represent a subordinate type, differing in having triandrous flowers and exalbuminous seeds.

OBSERVE the yellow pulpy covering (*arillus*) of the seed, exposed, when the capsules split loculicidally, while still hanging on the plant. The arillus is a cellular investment growing more or less over the seed as it matures, either from the funicle (the pedicel by which the ovule is attached to the placenta) or from the micropyle.

### 38. Natural Order, *Rhamnaceæ*.—The Buckthorn Family.

Trees or shrubs, with alternate simple leaves and minute flowers. Stamens opposite to the petals and equal in number.

TYPE—The Jujube (*Zizyphus Jujuba*).

A thorny shrub or small tree, with alternate, three-nerved, sub-distichous leaves, shining above, white or rusty-downy beneath; axillary, umbellate fascicles of small, greenish flowers; and yellow, drupaceous, edible fruits.

<i>Organ.</i>	<i>No.</i>	<i>Cohesion.</i>	<i>Adhesion.</i>
Calyx. <i>sepals.</i>	5	Gamosepalous.	Superior.
Corolla. <i>petals.</i>	5	Polypetalous.	Perigynous.
Stamens.	5	Pentandrous.	Perigynous.
Pistil. <i>carpels.</i>	2	Syncarpous.	Inferior.

Although the ovary at the time of flowering is inferior, or half-inferior, being immersed in the fleshy disk, the fruit is wholly free and superior

OBSERVE the stamens opposite to the minute petals, a character by which this Family may be distinguished from the preceding.

The fruit of the Type is well known as the jujube. That of *Z. Lotus* is said to have been eaten by an ancient people of North Africa, who were hence called, according to some authorities, Lotophagi. The berries of some species of Buckthorn (*Rhamnus*) afford a yellow dye, and, treated with alum, the pigment called "sap-green."

39. Natural Order, *Melastomaceæ*.—The Melastoma Family.

Herbs or shrubs, with opposite, entire, three- (or more-) nerved leaves. Petals twisted in bud. Stamens ten or fewer, perigynous.

TYPE—*Melastoma malabathricum*.

An erect, shrubby plant, or small tree, with opposite,



FIG. 133. *Melastoma malabathricum* (reduced).

three- to five-nerved, entire leaves rough with addressed bristles, and regular, large, terminal, red flowers.

<i>Organ.</i>	<i>No.</i>	<i>Cohesion.</i>	<i>Adhesion</i>
Calyx. <i>sepals.</i>	5	Gamosepalous.	Half-inferior.
Corolla. <i>petals.</i>	5	Polypetalous.	Perigynous.
Stamens.	10	Decandrous.	Perigynous.
Pistil. <i>carpels.</i>	5	Syncarpous.	Half-superior.

A thoroughly tropical Family, of very little economic use, though generally characterised by beautiful flowers. The head-quarters of the Family is in Brazil.

OBSERVE the three strong nerves, almost invariably present, of the opposite leaves : the curious structure of the stamens, and the mode in which the anthers are tucked into little pockets between the ovary and calyx-tube while enclosed in the bud. In our Type there are five long and five short

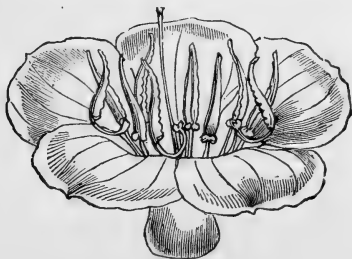


FIG. 134. Flower of *Melastoma malabathricum*.

stamens ; the anthers of the long ones are prolonged and curved below the cells, and at the point where they join the filament they give off two little horns.

The Family derives its name from the genus *Melastoma*, the name of which signifies "black-mouth," from the ripe berries, which are edible, dyeing the mouth black. The fruit of our Type species affords a purple dye.

40. Natural Order, *Myrtaceæ*.—The Myrtle Family.

Trees or shrubs, usually with opposite, entire leaves marked with translucent dots. Stamens indefinite. Ovary adherent, with axile placentas.

TYPE—The Jambolan (*Syzygium Jambolanum*).

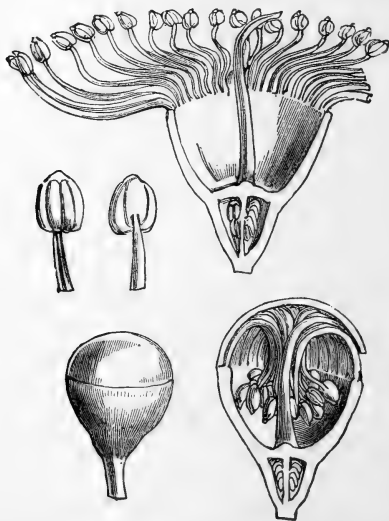


FIG. 135. Jambolan (*Syzygium Jambolanum*): showing a bud; the same in vertical section; an expanded flower after the fall of the calyprate corolla; and two detached stamens.

A tree with opposite, entire, shining, exstipulate leaves, and trichotomous panicles of small white flowers from the axils of fallen leaves.

<i>Organ.</i>	<i>No.</i>	<i>Cohesion.</i>	<i>Adhesion.</i>
Calyx. <i>sepals.</i>	4	Gamosepalous.	Superior.
Corolla. <i>petals.</i>	4	Polypetalous.	Perigynous.
Stamens.	∞	Polyandrous.	Perigynous.
Pistil. <i>carpels.</i>	2	Syncarpous.	Inferior.

OBSERVE the leaves of any species of the Family; they are marked with translucent, glandular dots, like those of the Oranges, and an intra-marginal vein (*i.e.* a vein running parallel with and just within the margin): the deciduous petals of the Jambolan and the Clove (*Caryophyllus aromaticus*); they are thrown off on expansion of the flower as the stamens unfold. In some other genera the lobes of the calyx-limb are coherent, and are thrown off in a similar way as a lid or *calyptra*. This is well shown in the large Australian genus *Eucalyptus*.

The Myrtle Family is chiefly tropical, abounding in Brazil, India, and Australia. A single species, the Common Myrtle (*Myrtus communis*) is native in Europe.

*Eucalyptus*, an Australian genus, includes many gigantic timber-trees, known as Stringy-barks, Iron-barks, and Gum-trees. Some of the species have been introduced into the South of India, and promise to succeed.

Cloves are the dried, unopened, flower-buds of *Caryophyllus*, referred to above. They are grown principally in the Indian Archipelago, Africa, and the West Indies. Clove pepper, another spice of the Family, is the dried unripe fruit of *Pimenta vulgaris*, a tree extensively planted in Jamaica.

The Guava (*Psidium Guava*) is much cultivated throughout the tropics for the sake of its delicious fruit.

The Pomegranate (*Punica granatum*), cultivated in India, is an exceptional member of this Family. The structure of its fruit is puzzling, owing to the development of two distinct whorls of carpels, which become completely consolidated. It is believed to have been originally a native of Western Asia, and not of Carthage, as its name would denote (*Malum granatum*).

Close allies of the Myrtles are the so-called Monkey-pots (*Lecythideæ*) of tropical America.

They are remarkable for the transverse dehiscence of their large, woody capsules. Brazil-nuts are the seeds of a species of this Tribe (*Bertholletia excelsa*), as are, also, Sapucaja-nuts (*Lecythis*, sp.).

None of the Myrtle Family are blue-flowered.

#### 41. Natural Order, *Rhizophoreæ*.—The Mangrove Family.

Trees or shrubs with opposite entire coriaceous leaves. Calyx-teeth valvate. Petals often fringed. Ovary more or less adherent.

TYPE—*Rhizophora mucronata* (or any other species of Mangrove).

<i>Organ.</i>	<i>No.</i>	<i>Cohesion.</i>	<i>Adhesion,</i>
Calyx. <i>sepals.</i>	4	Gamosepalous.	Superior.
Corolla. <i>petals.</i>	4	Polypetalous.	Perigynous.
Stamens.	8	Octandrous.	Perigynous.
Pistil. <i>carpels.</i>	4	Syncarpous.	Inferior.

Littoral, swamp trees, often with branching, adventitious roots, opposite, entire, thick, smooth leaves, axillary forked peduncles bearing small, whitish flowers, and the seed germinating before falling from the parent.

OBSERVE the tendency, in species growing between tide-marks, to develop numerous adventitious roots, which serve to secure a firm hold of the ground: the fringed petals of several genera: the growth of the radicle of the embryo of the single seed while still contained in the fruit and before it falls. It grows to a length, sometimes, of several feet, reaching the mud, and throwing out branch-rootlets from its base before parting from the parent tree.

Compare with the Type-species any *Bruguiera*, with the calyx about twelve-lobed, the same number of petals, and double the number of stamens.

The bark of the Mangrove is astringent, and may be used in tanning.

#### 42. Natural Order, *Onagraceæ*.—The Evening-Primrose Family.

Herbs with alternate or opposite, simple (sometimes divided if submerged) leaves. Calyx-teeth usually four; valvate. Ovary adherent, two- to four-celled.

TYPE—*Jussiaea repens*.

<i>Organ.</i>	<i>No.</i>	<i>Cohesion.</i>	<i>Adhesion.</i>
Calyx. <i>sepals.</i>	5	Gamosepalous.	Superior.
Corolla. <i>petals.</i>	5	Polypetalous.	Perigynous.
Stamens.	10	Decandrous.	Perigynous.
Pistil. <i>carpels.</i>	5	Syncarpous.	Inferior.

A floating or creeping annual herb, with alternate, entire, obovate leaves, and axillary, solitary, pedunculate, reddish or yellow-white, regular flowers.

This common water-plant is exceptional in having its parts usually in fives; the flowers of the Family are almost invariably *tetramerous*, *i.e.* with the parts in fours.

OBSERVE the floats of cellular tissue attached to the submerged nodes of the *Jussiaea*: the valvate æstivation of the calyx-lobes and twisted æstivation of the petals.

In the garden species of the ornamental South American genus *Fuchsia* the calyx is beautifully coloured, as well as the corolla. In some species of *Fuchsia* the corolla is very small, or wholly absent.

Onagraceæ are chiefly plants of temperate regions, and they are not a conspicuous feature in India.

Nearly allied to this Family is the small aquatic Order Halorageæ. It includes the Water Chestnuts (*Trapa bispinosa* and *T. bicornis*), important food-plants in Thibet, N.W. India, and China. The fruit of *T. bicornis* resembles the head of an ox in miniature.

#### 43. Natural Order, *Lythraceæ*.—The Loosestrife Family.

Trees, shrubs, or herbs, with opposite (or alternate) simple leaves. Ovary free.

TYPE—*Lagerstrœmia indica*.

<i>Organ.</i>	<i>No.</i>	<i>Cohesion.</i>	<i>Adhesion.</i>
Calyx. <i>sepals.</i> "	6	Gamosepalous.	Inferior.
Corolla. <i>petals.</i>	6	Polypetalous.	Perigynous.
Stamens.	18(-30)	Polyandrous.	Perigynous.
Pistil. <i>carpels.</i>	6	Syncarpous.	Superior.



A showy garden shrub, with opposite or alternate entire leaves and white or purple flowers in small, terminal, racemose panicles.

OBSERVE the six outer stamens longer than the rest. In a common English species of this Family (*Lythrum Salicaria*) there are three forms of flower, each characterised by the same relative length of the style and stamens. In one, the style is shorter than the six short stamens; in another, it is intermediate in length between the short and long stamens; and in the third it is longer than the long stamens. These differences Mr. Darwin shows to be designed to favour the crossing of the stigma by the pollen of other flowers, especially by flowers which have stamens corresponding in length to the style of the flower to be fertilized. Observations upon Indian species with respect to similar dimorphic (or trimorphic) conditions are much needed. Observe also the slight infolding of the dorsal sutures of the carpels forming the syncarpous ovary of the Type-species.

A second magnificent species of *Lagerstrœmia* (*L. reginæ*) is a native of the Indian Peninsula. It grows to a large size and affords useful timber. *Grislea tomentosa*, a common Indian shrub, with racemes of red flowers, used as a dye and in medicine, and with a persistent red calyx enclosing the capsule, is a member of this Family. Henna, used by Egyptian ladies to dye their nails and the palms of their hands a reddish-brown colour, is obtained from the leaves of *Lawsonia inermis*. The nails of mummies are sometimes found dyed with it.

#### 44. Natural Order, *Cucurbitaceæ*.—The Gourd Family.

Climbing or prostrate herbs, with alternate leaves and lateral tendrils. Flowers unisexual. Ovary inferior.

TYPE.—Common Gourd, *Cucurbita maxima*; or  
Cucumber, *Cucumis sativus*; or  
Bottle Gourd, *Lagenaria vulgaris*; or  
Water Melon, *Citrullus vulgaris*.

Annual, creeping, usually rough or hairy herbs, with alternate, palmi-veined and lobed leaves, extra-axillary tendrils, and solitary, axillary, unisexual, regular, yellow or white flowers.

<i>Organ.</i>	<i>No.</i>	<i>Cohesion.</i>	<i>Adhesion.</i>
Calyx. <i>sepals.</i>	5	Gamosepalous.	Superior.
Corolla. <i>petals.</i>	5	Poly- or gamo- petalous.	Perigynous.
♂ Stamens.	3	Triandrous.	Perigynous.
♀ Pistil. <i>carpels.</i>	3	Syncarpous.	Inferior.
Seeds ∞, exalbuminous.			

OBSERVE the tendrils, regarded as modified leaves of axillary or extra-axillary shoots, the internodes of which are undeveloped, the tendril-leaves being reduced as it were to their principal veins, which serve as feelers and hold-fasts: the petals, in some genera free, in others coherent, forming a bell-shaped corolla: the three stamens, the anther of one stamen being one-celled, of the others, two-celled. The anther-cells are remarkably sinuous, being twisted up and down like the letter S. In *Cucurbita* the anthers are coherent. This



FIG. 136 Monadelphous stamens with sinuous anthers.

very important tropical Family, which includes many species cultivated in India, is

remarkable for the great variety, in form, of the fruit. It is often very variable in the same species, as in the Gourd and Bottle Gourd. The firm outer pericarp, hollowed out, serves a variety of purposes; it is often ornamented by painting or burnt lines.

Many species are intensely bitter, and some are dangerous poisons, as the Colocynth (*Citrullus colocynthus*). Besides the species named as types, the following are employed in India as food-plants (most of them are cultivated):—*Karivia umbellata*, *Momordica charantia*, *M. dioica*, *Luffa pentandra*, *L. foetida*, *Benincasa cerifera*, *Trichosanthes anguina* (the Snake Gourd), *Coccinia grandis*, and others.

Allied to the Gourds, and scrambling or climbing by the aid of tendrils, are the Passion-flowers (*Passifloræ*), an Order principally South American, but represented in India by a few native species, and several cultivated in gardens for the sake of their beautiful purple, scarlet, or greenish-white flowers. They differ from the Gourds in their hermaphrodite flowers, superior, often stalked ovary, and the beautiful corona of filiform appendages arising from the tube of the calyx, as well as in other characters. A few Passion-flowers yield an eatable fruit, as the Granadilla (*P. quadrangularis*) of the West Indies.

OBSERVE the remarkable habit and the structure of the sulphur-yellow flowers of the Prickly Pear (*Opuntia Dillenii*); the representative, very widely naturalized in India, of an almost exclusively American Family, the Cactaceæ. This Family is characterised by remarkable succulence, and by a tough impervious skin or epidermis, which checks undue evaporation of the juices in the arid climates to which the group is principally confined. Very few possess developed

leaves, the succulent epidermis of the stem performing the function of these organs.

There are three principal modifications in the form of the stem amongst the leafless Cactaceæ, viz. the Columnar, the Globular, and the Jointed or Lobed. The Indian Prickly Pear belongs to the last type. Note the gradual passage from bracts to petals; both sepals and petals, as well as stamens, being indefinite.

45. Natural Order, *Begoniaceæ*.—The Begonia Family.

Succulent herbs, with oblique, usually alternate, leaves. Flowers unisexual. Ovary adherent, three-celled.

TYPE—*Begonia laciniata* (or any other species of Begonia).

Herbs with alternate, stipulate, obliquely cordate, five- to seven-lobed leaves, and axillary, two-flowered peduncles of pale-pink unisexual flowers.

<i>Organ.</i>	<i>No.</i>	<i>Cohesion.</i>	<i>Adhesion.</i>
Perianth. <i>leaves.</i>	4(-5)	Gamophyllous.	Superior.
♂ Stamens.	∞	...	...
♀ Pistil. <i>carpels.</i>	3	Syncarpous.	Inferior.

OBSERVE the almost invariable obliquity of the leaves, the midrib dividing them unsymmetrically: the sinuous stigmas: the forked placentas, with indefinite ovules.

The species of this small Family nearly all belong to the genus *Begonia*. They are very widely spread through the tropics, excepting in Africa, where but comparatively few species have been met with. Few species are applied to any use, excepting for ornamental purposes, for which

several Indian species are well fitted by their beautifully variegated leaves. The variegation of Begonias, as in *Cissus discolor*, arises from the presence of a film of air under the epidermis wherever the surface appears silvery. The epidermis is an interesting microscopic object, owing to the stomates being frequently collected in clusters.

46. Natural Order, *Crassulaceæ*.—The Stonecrop Family.

Herbs or shrubs, usually with fleshy leaves. Pistil nearly apocarpous. Ovary superior.

TYPE—*Bryophyllum calycinum*.

An erect, shrubby (introduced) plant, with opposite, simple or compound, succulent leaves, and large terminal panicles of pendulous, greenish-purple, regular flowers.

<i>Organ.</i>	<i>No.</i>	<i>Cohesion.</i>	<i>Adhesion.</i>
Calyx. <i>sepals.</i>	4	Gamosepalous.	Inferior.
Corolla. <i>petals.</i>	4	Gamopetalous.	Perigynous.
Stamens.	8	Octandrous.	Epipetalous.
Pistil. <i>carpels.</i>	4	Apocarpous.	Superior.

OBSERVE the inflated calyx. In some genera of the Family there are as many as twenty sepals. Crassulaceæ are abundant at the Cape of Good Hope, and many species grow in dry situations in temperate countries. They are generally characterised by fleshy leaves.

In Britain, as well as in the Himalaya, many species of the typical genus Stonecrop (*Sedum*) occur, differing from the type which we have employed in having a polypetalous corolla, as well as in habit.

The leaves of *Bryophyllum*, when placed on moist soil, produce young plants from the notches on their margin. This is supposed to illustrate the development of ovules, which are normally "buds" borne upon the margin of carpellary leaves.

47. Natural Order, *Saxifrageæ*.—The Saxifrage Family.

Herbs, shrubs, or trees with alternate or opposite simple leaves. Ovary more or less adherent. Stamens usually ten or fewer.

TYPE—Garden Hydrangea (*Hydrangea hortensis*).

A cultivated shrubby (Chinese) plant, with opposite, simple, serrate leaves, and large, dense, cymose clusters of pale, rose-coloured flowers (principally neuter).

<i>Organ.</i>	<i>No.</i>	<i>Cohesion.</i>	<i>Adhesion.</i>
Calyx. <i>sepals.</i>	4(-5)	Gamosepalous.	Superior.
Corolla. <i>petals.</i>	4(-5)	Polypetalous.	Epigynous.
Stamens.	4(-5)	Pentandrous.	Epigynous.
Pistil. <i>carpels.</i>	2(-4)	Syncarpous.	Inferior.
Seeds indefinite, albuminous.			

This temperate Family is referred to here partly on account of a few tropical Indian representatives, and partly to direct attention to the structure of the flowers of the species which we employ as type. In the Garden Hydrangea the lobes of the calyx are prone to enlarge inordinately at the expense of the essential organs of the flower, so that they nearly all become barren, or neuter. The pale-pink colour of this

flower is said to pass into a blue when the soil in which it is raised contains oxide of iron.

Several species of the typical genus *Saxifraga* grow at great elevations in the Himalaya; others are at home in Arctic regions.

Note the Sundews (*Drosera*), regarded as a Tribe of this Family: low, glandular-viscid herbs, usually growing in boggy situations. Some species exhibit a low sensibility or irritability in the leaves, which curl upon particles placed on their glandular hairs. Is this the case with Indian species? And do they appear to discriminate between organic and inorganic matter offered to them?

The Venus' Fly-trap (*Dionæa*) of the South United States affords one of the most remarkable instances of irritability in the vegetable kingdom. The leaves close instantaneously when a fly touches one of three irritable hairs placed upon each lobe of the leaf.

#### 48. Natural Order, *Umbelliferae*.—The Umbellate Family.

Herbs with hollow stems and sheathing, often dissected, leaves, and small umbellate flowers. Petals and stamens five, epigynous. Carpels two, dry when ripe.

TYPE—either cultivated Fennel (*Fœniculum*); or  
Dill (*Anethum*); or  
Carrot (*Daucus*); or  
Coriander (*Coriandrum*).

Herbaceous plants, with erect, hollow stems, alternate, sheathing, much divided leaves, and small flowers in terminal compound umbels.



FIG. 137. Vertical section of flower of Umbelliferous plant, showing the inferior two-celled ovary with one ovule in each cell.

<i>Organ.</i>	<i>No.</i>	<i>Cohesion.</i>	<i>Adhesion.</i>
Calyx. <i>sepals.</i>	5	Gamosepalous	Superior.
Corolla. <i>petals.</i>	5	Polypetalous.	Epigynous.
Stamens.	5	Pentandrous.	Epigynous.
Pistil. <i>carpels.</i>	2	Syncarpous.	Inferior.
Seeds solitary, albuminous.			

A very large Family in Europe and temperate Asia, but of small importance in Indian botany.

OBSERVE the limb of the calyx usually reduced to a mere rim (then said to be *obsolete*): the tendency, in the outer flowers of the umbels, to become irregular, the outside petals being larger, recalling the relation of the ray and disk florets in *Compositæ*: the inflexed tips of the petals: the ripe fruit, separating into its two carpels, which often remain suspended from a slender stalk (*carpophore*) in the middle.



The face of union of the two carpels is called the *commis-  
sure*. In the substance of the thin pericarp are often found  
minute, longitudinal canals, containing essential oil. These  
are the *vittæ*. They may be found, when present, by making  
a careful transverse section of the ripe fruit.



FIG. 138. One of the fruit-carpels  
of *Heracleum*, showing four  
*vittæ* on the dorsal face.



FIG. 139. Transverse section of same,  
showing the position of the *vittæ*; also  
the embryo surrounded by copious  
albumen.

In *Hydrocotyle* the umbels are simple. *H. asiatica* is  
common in swamps in India and tropical Africa, occurring  
also in South America and Australia. This wide distribu-  
tion is shared by numerous plants which affect similar  
situations, growing either wholly or partially in water,  
probably on account of the facilities afforded to their  
dispersion by water-fowl.

The carpels of Umbelliferæ are usually marked by lines,  
ridges, or wings answering to the dorsal and sutural lines of  
the cohering (and adhering) sepals. In Carrot the ridges  
are bristly, in *Prangos* winged. The latter is common in  
Thibet, where it serves as a valuable food for sheep.

The Family includes many dangerous plants, as well as  
some valuable esculents. Some species afford aromatic  
fruits or medicinal resins. Hemlock (*Conium*), the State

poison of the Athenians, is one of the foremost amongst the dangerous species. It is useful in medicine. Cultivated in temperate countries, besides the species named as types, are: Parsnips (*Pastinaca*), Celery (*Apium*), Parsley (*Petroselinum*), Caraways (*Carum*), and Anise (*Anisum*).

49. Natural Order, *Araliaceæ*.—The Ivy Family.

Shrubs, trees, or herbs, with alternate, simple or compound leaves. Petals and stamens epigynous. Carpels two or more.

TYPE—*Paratropia venulosa*.

A small tree, with alternate, petiolate, digitate, smooth, veiny leaves, and numerous umbels of very small flowers, arranged in terminal panicles.

<i>Organ.</i>	<i>No.</i>	<i>Cohesion.</i>	<i>Adhesion.</i>
Calyx. <i>sepals.</i>	5	Gamosepalous.	Superior.
Corolla. <i>petals.</i>	5	Polypetalous.	Epigynous.
Stamens.	5	Pentandrous.	Epigynous.
Pistil. <i>carpels.</i>	5	Syncarpous.	Inferior.

This Family may be regarded as representing the Umbellifers in the tropics. They agree in many technical characters, but generally differ either in the increased number of carpels cohering to form the syncarpous ovary, or in their woody habit. There are many Natural Orders which include much greater variety of structure than Araliaceæ and Umbelliferæ together, and that in respect of the same organs, but the ordinal characters of the Umbellifers derive their systematic importance from their constant prevalence through an im-

mense number (about 1,500) of species, so that botanists find it convenient to treat Araliaceæ as a distinct Family, although their technical differences are of small absolute importance.

The Ivy is the sole representative of the Family in Britain. The same very variable species is native in the Himalaya and Khasia mountains. The Ginseng root, highly prized by the Chinese as a restorative medicine, and sometimes sold at from 20 to 250 times its weight in silver, is the produce of an herbaceous species of *Panax*, native in temperate Eastern Asia. Rice paper is the pith of a shrubby *Aralia* growing in the island of Formosa. It is cut into small sheets from the thick cylinder of pith, with long knives.

50. Natural Order, *Loranthaceæ*.—The Mistletoe Family.

Parasitical shrubs, with opposite or alternate leaves. Stamens opposite perianth-lobes. Ovary inferior. Fruit one-seeded.

TYPE—*Loranthus bicolor*.

A woody parasite, with opposite entire leaves and axillary racemes of slender, showy, scarlet and green flowers.

<i>Organ.</i>	<i>No.</i>	<i>Cohesion.</i>	<i>Adhesion.</i>
Calyx. <i>sepals.</i>	0	Represented by an adherent cup-shaped disk.	
Corolla. <i>petals.</i>	5	Gamopetalous.	Epigynous.
Stamens.	5	Pentandrous.	Epipetalous.
Pistil. <i>carpels.</i>	3	Syncarpous.	Inferior.
Seeds solitary, albuminous.			

OBSERVE the intimate attachment of the parasite to its prey, best seen by making a section through the plane of union. The wood of the parasite and that of the stock, although in most intimate union, do not intermix or shade off into each other. Observe, also, the corolla, deeply split on one side, in some species quite regular: the inferior ovary, buried in the disk which grows up around and adherent to it; the single erect ovule which it contains is entirely adnate with the walls of the one-celled ovary, so that if the latter be cut across at the time of flowering, it appears to be quite solid.

Several species of Mistletoe (*Viscum*), both with and without leaves, are common parasites in India. They differ from Loranthus in their minute petals, and in the adnate anthers, dehiscing by numerous microscopic pores.

*Division*—COROLLIFLORÆ.

\* *Ovary inferior*

51. Natural Order, *Rubiaceæ*.—The Peruvian-Bark Family.

Trees, shrubs, or herbs, with opposite simple leaves and interpetiolar stipules. (In some herbs the leaves are verticillate.)

TYPE—*Ixora coccinea*.

<i>Organ.</i>	<i>No.</i>	<i>Cohesion.</i>	<i>Adhesion.</i>
Calyx. <i>sepals.</i>	4	Gamosepalous.	Superior.
Corolla. <i>petals.</i>	4	Gamopetalous.	Epigynous.
Stamens.	4	Tetrandrous.	Epipetalous.
Pistil. <i>carpels.</i>	2	Syncarpous.	Inferior.
Seeds solitary in each cell, albuminous.			

A commonly cultivated (Chinese) garden shrub, with opposite, entire leaves, interpetiolar stipules, and terminal dense clusters of bright scarlet flowers.

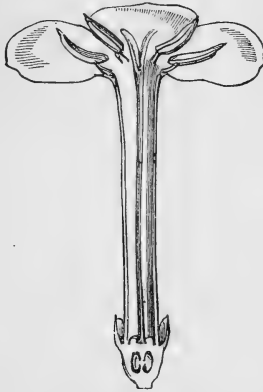


FIG. 140. Vertical section of flower of *Ixora*.

As Sub-types, note—

*Gardenia florida* of gardens, with one-celled ovary and numerous seeds; and

*Rubia cordifolia*, Munjeet or Indian Madder, with four leaves in a whorl (two smaller), a two-celled ovary, and one seed in each cell.

The *Gardenia* is often “double,” from a multiplication of the cohering petals and change of stamens into petals. This “doubling” of flowers is much more frequent among polypetalous than amongst gamopetalous Families. It is generally due both to transformation of the stamens into petals and to actual increase in number of parts.

The species of this large Family, excepting those of the Sub-type represented by the Munjeet with whorled leaves,

are almost exclusively tropical, abounding both in the Old and New World. Many of the commonest tropical weeds belong to the Family, as well as several beautiful garden flowers. Comparatively few species are of economic importance, but amongst these are several of very great value, as the Coffee-tree (*Coffea arabica*) and the Peruvian Barks (*Cinchona*), both now cultivated to profit in India; the former principally in Ceylon, the latter on cool mountain slopes in Southern India and the Himalaya.

OBSERVE the invariably opposite leaves of the Family in all the genera, save one growing in the Himalaya and Khasia mountains (*Carlemannia*), with entire margins: the scale-like stipule between the bases of the opposite leaves, hence called *interpetiolar*: the recurved axillary spines of Gambir (*Uncaria Gambir*): the connate capitate flowers of *Morinda*: the development of one calyx-lobe of the flower into a leaf in *Mussaenda*: the horny albumen of the seeds, well seen in Coffee.

The principal supply of Coffee for the British market is obtained from Ceylon. In 1868 the quantity imported from that island amounted to one hundred millions of pounds; the total from all sources, Ceylon included, to upwards of one hundred and seventy-three million pounds.

The Peruvian Barks now successfully introduced into India by the British Government, and into Java by the Dutch, are native on the slopes of the Peruvian Andes, where they are becoming scarcer and more difficult of access year by year, owing to the reckless way in which they are destroyed by the collectors of the medicinal bark.

The valuable emetic, Ipecacuanha, is the root of a Brazilian species of the Family (*Cephaelis*). Several Indian Rubiaceæ are used in native medicine.

Gambir is an astringent extract, obtained by boiling down

the herbage of *Uncaria Gambir* in the Malay Islands and Peninsula. It is exported for the use of tanners and dyers.

The Munjeet is a near ally of the Madder, cultivated in Europe and the Levant (*Rubia tinctoria*). It affords the valuable dye called "Indian red." The leaves of *Canthium parviflorum*, used as a fence-shrub, are eaten in curries.

52. Natural Order, *Compositæ*.—The Composite Family.

Trees, shrubs, or herbs, with alternate or opposite leaves and capitate inflorescence. Anthers syngenesious. Ovary one-celled, with one erect ovule.

TYPE—The Garden Zinnia (*Zinnia elegans*).



FIG. 141. *Zinnia elegans*, considerably reduced.

A common garden annual (imported from America), with opposite entire leaves, and terminal, solitary, showy heads of variously coloured florets.

<i>Organ.</i>	<i>No.</i>	<i>Cohesion.</i>	<i>Adhesion.</i>
Calyx. <i>sepals.</i>	5	Gamosepalous.	Superior.
Corolla. <i>petals.</i>	5	Gamopetalous.	Epigynous.
Stamens.	5	Syngenesious.	Epipetalous.
Pistil. <i>carpels.</i>	2	Syncarpous.	Inferior.
Seed solitary, erect, exalbuminous.			

N.B. The ovary is invariably one-celled, with a solitary erect ovule. The number of carpels forming the pistil is inferred from the bifid stigma. From analogy it is inferred also that the calyx consists of five sepals. The limb, however, is frequently wholly absent (*obsolete*), as in the Umbellate Family; while in some genera it is represented by scales or hairs, forming a *pappus*, which persists and crowns the ripe fruit.

In *Zinnia* the pappus is reduced to one or two bristles.

COMPARE, with respect to the form of the corolla of the florets of the flower-heads—

*Zinnia*, with disk and ray (see p. 36); *Vernonia cinerea* (an annual weedy Flea-bane, with small flower-heads, common in waste places), with all the florets regular (*tubular*), resembling those of the disk of *Zinnia* in form; *Sonchus* (a weed of cultivated ground, with yellow flower-heads), with all the florets irregular (*ligulate*), resembling those of the ray of *Zinnia* in form; *Echinops echinatus* (with terminal, globose, spiny flower-heads), each floret enclosed in a distinct involucl.

When all the florets of a flower-head are tubular, the flower-head is *discoïd*; if the florets of the ray be ligulate, the flower-head is *radiate*.



The florets of the same flower-head may all be perfect (*Vernonia*, *Sonchus*); or those of the disk may be perfect and those of the ray pistillate (*Zinnia*), or the florets monœcious (*Calendula*); or the outer florets may be neuter, or all the florets of the flower-head may be unisexual and the heads dioecious, as in the common Thistle of waste places (*Carduus arvensis*).

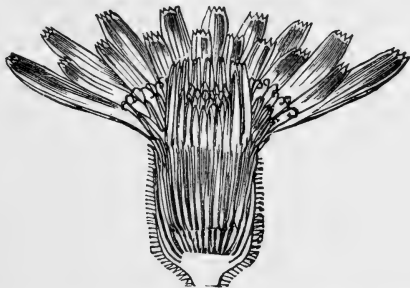


FIG. 142. Vertical section through flower-head of *Sonchus*.

If all the florets of a flower-head be perfect, it is said to be *homogamous*; if some of them be imperfect, it is *heterogamous*.

Compare, also, the *common receptacle* of *Vernonia*, or of any common *Blumea*, with that of *Zinnia*. The latter has numerous chaffy scales, or minute bracts, called *pales*, amongst the florets, and the common receptacle is said to be *paleaceous*; the former are destitute of scales, and the common receptacle is said to be *naked*.

The Composite Family is the largest in the vegetable kingdom, and at the same time one of the best-defined and most easily recognised. When once it is thoroughly understood that the "flower-heads" are not simple flowers, but heads of (usually numerous) independent florets enclosed

within a whorl of bract-leaves (*involucre*), there remains no difficulty in comprehending the principal technical marks of the Family. The Composites are distinguished from allied families by—

1. Their inflorescence in flower-heads.
2. Their syngenesious anthers.
3. Their inferior one-celled ovary, with a single erect ovule. The Family is divided into three Tribes :—
  1. With the perfect or hermaphrodite florets regular (*Tubulifloræ*).
  2. With the florets bilabiate (*Labiatafloræ*, principally South American).
  3. With all the florets ligulate (*Ligulifloræ* or *Cichoraceæ*).
 Sub-tribes are based upon the form of the style and of its divisions.

The Family is represented in every quarter of the globe, and in all zones: in the north temperate zone generally by herbaceous or shrubby species; in the tropics by large trees, as well as herbs.

Notwithstanding the enormous number of species in the Family, reckoned at from 8,000 to 10,000, the proportion of which any general use is made by man is comparatively small. Many local species are used in medicine; many are bitter and aromatic, abounding in an ethereal oil; and a considerable number are used as salad or pot-herbs in temperate countries—amongst the rest, Lettuce (*Lactuca*) and Artichoke (*Cynara*). Jerusalem Artichokes are the tubers of a *Helianthus*, allied to the Sunflower (*H. annuus*). These are both American herbs, common everywhere in Indian gardens: the seeds of the latter are edible, and yield a valuable oil. Safflower (*Carthamus tinctorius*) is cultivated to some extent in India for its flowers, which yield a rose-coloured dye.

53. Natural Order, *Campanulaceæ*.—The Bell-flower Family.

Herbs or shrubs, with alternate or opposite exstipulate leaves and milky juice. Ovary two- three- (or more-) celled. Seeds indefinite.

TYPE—*Wahlenbergia agrestis*.

A common, spreading, annual weed, with alternate simple leaves, and solitary, terminal, regular, bell-shaped, white flowers.

<i>Organ.</i>	<i>No.</i>	<i>Cohesion.</i>	<i>Adhesion.</i>
Calyx. <i>sepals.</i>	5	Gamosepalous.	Superior.
Corolla. <i>petals.</i>	5	Gamopetalous.	Epigynous.
Stamens.	5	Pentandrous.	Epigynous.
Pistil. <i>carpels.</i>	3	Syncarpous.	Inferior.

*Lobelia trigyna*, an annual herb, with similar habit, and axillary blue flowers on slender peduncles, represents a distinct sub-type, differing in having an irregular corolla and the anthers syngenesious. From Composites, which have also syngenesious anthers, the three-celled ovary and many seeds easily distinguish this sub-type.

Several Bell-flowers (*Campanula*) and *Lobelias* are favourite garden-plants in temperate countries. Two small-flowered *Campanulas* of Northern India exhibit the curious phenomenon of dimorphic flowers. Besides the flower of usual form, there are smaller ones, about the size of coriander-seeds, which never open, but which nevertheless mature abundant seed. The latter must necessarily be self-fertilised, while the flowers of ordinary form are often, if not always,

crossed by the pollen of other flowers of the same species. The part which these hermetically sealed flowers play in the economy of plants is not yet well made out. They are found in isolated species and genera belonging to widely different Natural Orders, and it would be worth while to look for fresh examples amongst Indian weeds.

54. Natural Order, *Ericaceæ*.—The Heath Family.

Shrubs or trees, with alternate simple leaves. Stamens usually eight or ten, with anthers opening by pores. Seeds indefinite. (In the tribe *Ericææ* the ovary is free.)

TYPE.—*Rhododendron arboreum* (or any other species of *Rhododendron*).

A mountain shrub, with evergreen, simple, coriaceous leaves, and terminal, umbellate clusters of red or white, slightly irregular, bell-shaped, beautiful flowers.

<i>Organ.</i>	<i>No.</i>	<i>Cohesion</i>	<i>Adhesion.</i>
Calyx. <i>sepals.</i>	5	Gamosepalous.	Inferior.
Corolla. <i>petals.</i>	5	Gamopetalous.	Hypogynous.
Stamens.	10	Decandrous.	Hypogynous.
Pistil. <i>carpels.</i>	10	Syncarpous.	Superior.

A Family widely spread, but most prevalent in cool climates, either of the temperate zones, or on mountains between the tropics. The Himalaya are especially rich in beautiful species of the genus *Rhododendron*, including the Type species, which is also found in the mountains of Southern India.

The Cranberry Tribe (*Vacciniaceæ*) constitute a sub-type, differing from the above in having the ovary inferior, and the stamens and corolla epigynous in consequence. Several species of this group occur in the mountains of Northern India.

OBSERVE the *declinate* (turned to one side) stamens, with the anthers opening by minute terminal pores, in *Rhododendron*. The anthers of most genera of the Family are curiously appendaged with bristle-like spurs.

But few species are turned to account by man, excepting for garden and shrubbery ornamentation. The genus Heath (*Erica*), a great favourite on account of the elegance and beauty of its flowers, is remarkably numerous in *species* at the Cape of Good Hope, while two or three social species, numerous in *individuals*, cover large areas of barren land in Northern Europe. The so-called *Azalea indica*, a favourite greenhouse shrub in Europe, is a Chinese plant. It differs from *Rhododendron* in having deciduous leaves.

\*\* *Ovary superior.*

### 55. Natural Order, *Styraceæ*.—The Benzoin Family.

Trees or shrubs, with alternate simple leaves. Stamens often indefinite, inserted on base of the corolla-tube. Ovary sometimes free. Seed usually solitary.

TYPE—*Symplocos racemosa*.

<i>Organ.</i>	<i>No.</i>	<i>Cohesion.</i>	<i>Adhesion.</i>
Calyx. <i>sepals.</i>	5	Gamosepalous.	Half-inferior.
Corolla. <i>petals.</i>	5	Gamopetalous.	Perigynous.
Stamens.	∞	Polyandrous.	Epipetalous.
Pistil. <i>carpels.</i>	3	Syncarpous.	Half-superior.

A small tree, with alternate, smooth, serrulate leaves, and axillary and terminal racemes of yellow flowers.

A small, widely spread Family, including but few species of economic value. Some species of *Symplocos* are used as yellow dyes, and the bark of our Type is employed as a mordant in dyeing with Munjeet.

The fragrant resin Benzoin is the exudation of a Malayan *Styrax*.

56. Natural Order, *Ebenaceæ*.—The Ebony Family.

Trees or shrubs, with alternate entire leaves, and dioecious regular flowers. Stamens indefinite.

TYPE—*Diospyros cordifolia*.

A tree, with the older branches spinose, alternate simple leaves, and axillary, drooping, dioecious flowers.

The male flowers in clusters of about three, the female flowers solitary.

<i>Organ.</i>	<i>No.</i>	<i>Cohesion.</i>	<i>Adhesion.</i>
Calyx. <i>sepals.</i>	4	Gamosepalous.	Inferior.
Corolla. <i>petals.</i>	4	Gamopetalous.	Hypogynous.
♂ Stamens.	16	Polyandrous.	Epipetalous.
♀ Pistil. <i>carpels.</i>	8	Syncarpous.	Superior.

N.B. The stamens are very nearly hypogynous, being inserted upon the base of the corolla.

The genus Ebony (*Diospyros*) is the largest and most important of this rather small Family, which is chiefly confined to hot countries.

Several Indian species of Ebony afford valuable cabinet-

wood, especially the true Ebony (*D. Ebenus*), and the Calamander (*D. quasiv*) of Ceylon. Ebony is remarkable for the dark colour and gravity of its heart-wood. The sap-wood (*alburnum*) is pale or nearly white. A few species yield an edible fruit.

57. Natural Order, *Sapotaceæ*.—The Sapodilla Family.

Trees or shrubs, with alternate entire leaves. Flowers regular. Stamens opposite lobes of corolla, equal or twice as many, often with numerous scale-like staminodia.

TYPE—*Mimusops Elengi*.



FIG. 143. *Mimusops Elengi* (called Bokul or Bukul), much reduced, with a detached fruit.

A much-branched, ornamental tree, common in gardens, with alternate, entire, smooth leaves, axillary fascicles of six to eight fragrant, white flowers, and yellow, edible berries.

<i>Organ.</i>	<i>No.</i>	<i>Cohesion.</i>	<i>Adhesion.</i>
Calyx. <i>sepals.</i>	8	Gamosepalous.	Inferior.
Corolla. <i>petals.</i>	24	Gamopetalous.	Hypogynous.
Stamens.	8	Octandrous.	Epipetalous.
Pistil. <i>carpels.</i>	8	Syncarpous.	Superior.

OBSERVE the unusual number of sepals and petals, due to the former occurring in two and the latter in several alternating series. In other genera the number of corolla-lobes is usually smaller. Observe, also, the so-called "barren stamens," or scales, alternating with the anther-bearing stamens.

Several species are cultivated in the tropics for the sake of their useful fruit; amongst the rest, the Sapodilla Plum (*Achras Sapota*) and Star Apple (*Chrysophyllum Cainito*). The kernels of the seeds of some species of *Bassia* contain much oil, or so-called "vegetable butter," which is collected from two or three species for use as food, for burning, and in soap-making. The dried flowers, also, are sold in bazaars in India.

Gutta Percha is the inspissated milk-sap of species of *Isonandra*, principally *I. Gutta*, a Malayan tree.

### 58. Natural Order, *Oleaceæ*.—The Olive Family.

Trees or shrubs with opposite leaves      Flowers regular.  
Stamens two.



TYPE—*Ligustrum robustum*.

A tree with opposite, entire, smooth leaves and terminal panicles of numerous, small, white flowers, resembling those of the European Privet.

<i>Organ.</i>	<i>No.</i>	<i>Cohesion.</i>	<i>Adhesion.</i>
Calyx. <i>sepals.</i>	4	Gamosepalous.	Inferior.
Corolla. <i>petals.</i>	4	Gamopetalous.	Hypogynous.
Stamens.	2	Diandrous.	Epipetalous.
Pistil. <i>carpels.</i>	2	Syncarpous.	Superior.

The Jessamines (*Jasmineæ*) form a distinct Tribe of this Family. *Jasminum Sambac*, a shrubby twiner, with simple leaves and delightfully fragrant (often double) flowers, and *J. grandiflorum*, or the common white Jessamine (*J. officinale*) of gardens, with pinnate leaves, may be taken as representatives of the Sub-type. They differ from the Type in having the corolla with five or more lobes, and a two-lobed fruit. To this Tribe belongs also the honey-scented, night-flowering *Nyctanthes arbor-tristis*, a small tree much cultivated in Indian gardens.

The two stamens distinguish Oleaceæ from nearly all gamopetalous Families with regular flowers.

To this small Family belong the Ash (*Fraxinus*), which is sometimes apetalous, and the Olive (*Olea europæa*); the latter originally native of Syria and Greece, but from a remote period extensively grown around the Mediterranean, for the sake of the excellent oil obtained from the pulp of its drupes.

59. Natural Order, *Apocynaceæ*.—The Dogbane Family.

Trees or shrubs, often climbers, with opposite (rarely alternate) entire leaves. Flowers regular. Stamens as many as, and alternate with, corolla-lobes. Carpels two, usually free below.



FIG. 144. *Vinca rosea*, one-third or one-half the natural size.

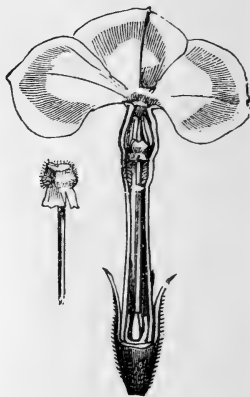


FIG. 145. Vertical section of flower of *Vinca rosea*. The transversely constricted annulate stigma to the left.

TYPE—*Vinca rosea*.

<i>Organ.</i>	<i>No.</i>	<i>Cohesion.</i>	<i>Adhesion.</i>
Calyx. <i>sepals.</i>	5	Gamosepalous.	Inferior.
Corolla. <i>petals.</i>	5	Gamopetalous.	Hypogynous.
Stamens.	5	Pentandrous.	Epipetalous.
Pistil. <i>carpels.</i>	2	Syncarpous.	Superior.

A small erect perennial, everywhere in gardens, with opposite, entire, obtuse leaves, and pretty, axillary, rose or white flowers in pairs.

OBSERVE the twisted æstivation of the corolla-lobes, and their slight obliquity, common in the Family: the hour-glass narrowing of the stigma: the carpels, with the ovaries free, but the styles coherent, an unusual condition. The reverse condition, with coherent ovaries and free styles, is much more prevalent in syncarpous flowers. A pair of small glands alternate with the carpels upon the receptacle.

Compare with the fruit of *Vinca*, consisting of two follicles, that of *Carissa Carandas* (a very spinous shrub, serving for hedges), a two-celled berry used in tarts, preserves, &c.; and of *Allamanda*, a Brazilian climber, common in gardens, with large yellow flowers, and a one-celled fruit with parietal seeds.

The Dogbanes constitute a large Family, principally tropical, and many of them with very gay flowers. They abound in a milky juice, which is often poisonous. It is collected from a few species for the sake of the caoutchouc which it contains. The Madagascar Ordeal-tree (*Tan-ghinia*) belongs to this Family. It is said that the kernel of a single fruit suffices to poison twenty people. The Oleander (*Nerium*), of which one species is grown in India, is also poisonous. Many species afford useful medicines.

#### 60. Natural Order, *Asclepiadaceæ*.—The *Asclepias* Family.

Shrubs or herbs, often climbing, with opposite entire leaves. Flowers regular. Anthers coherent; pollen-masses adhering to the stigma. Carpels two, usually free below.

TYPE—The Mudar (*Calotropis gigantea*).

One of the commonest shrubs of India, abounding in milky juice ; erect, smooth, with opposite entire leaves, and



FIG. 146 Mudar (*Calotropis gigantea*), reduced. A ripe follicle to the left below.

interpetiolar (not axillary, but from between the petioles on one side of the stem) umbels of pretty rose and purple flowers.

<i>Organ.</i>	<i>No.</i>	<i>Cohesion.</i>	<i>Adhesion.</i>
Calyx. <i>sepals.</i>	5	Gamosepalous.	Inferior.
Corolla. <i>petals.</i>	5	Gamopetalous.	Hypogynous.
Stamens.	5	Pentandrous.	Gynandrous.
Pistil. <i>carpels.</i>	2	Syncarpous.	Superior.

A Family of peculiar botanical interest, on account of the remarkable structure of the essential organs of the flower.

OBSERVE the stamens cohering around the pistil and the five lobes, alternating with and exterior to the stamens, forming what is termed the *corona*: the pollen of each anther-cell cohering into a single mass (*pollen-mass*), the pollen-masses of the adjoining cells of distinct anthers united in pairs to the stigma: in a few Indian genera (*Secamone*, *Toxocarpus*) the anthers are four-celled, so that there are twenty pollen-masses, four to each anther: the carpels, as in the Dogbanes, with free ovaries cohering to form a single style and stigma: the silky *coma* of the ripe seeds, contained in follicular fruits.

The milk of the Mudar is in repute in native medicine, and the fibre of its bark is valuable for textile purposes. *Hemidesmus* affords the so-called Indian Sarsaparilla, and a *Marsdenia* a very tenacious fibre. Several species are favourite garden flowers, especially the *Stephanotus* of Madagascar, and the species of *Hoya*. In the Indian and Australian climbing and creeping genus *Dischidia* the leaves are sometimes converted into pitchers.

61. Natural Order, *Loganiaceæ*.—The Strychnos Family.

Trees, shrubs, or herbs, with opposite entire leaves, often with interpetiolar stipules. Stamens alternate with corolla-lobes. Ovary two- (or more-) celled, with axile placentas.

TYPE—Nux-vomica (*Strychnos nux-vomica*).

A tree with opposite, broadly ovate, entire, three- to five-nerved leaves, interpetiolar stipules, small, rounded, terminal, cymose panicles of greenish-white flowers, and orange-yellow fruits.

<i>Organ.</i>	<i>No.</i>	<i>Cohesion.</i>	<i>Adhesion.</i>
Calyx. <i>sepals.</i>	5	Gamosepalous.	Inferior.
Corolla. <i>petals.</i>	5	Gamopetalous.	Hypogynous.
Stamens.	5	Pentandrous.	Epipetalous.
Pistil. <i>carpels.</i>	2	Syncarpous.	Superior.

Many genera of this Family may be regarded as Rubiaceæ with a superior ovary. Like that Family they are usually provided with interpetiolar stipules.

Some of the species differ very much in habit from *Strychnos*; but as none of them fill an important part in Indian vegetation, it is not needful to refer to them here. Several of the Family are virulently poisonous; few more so than the Nux-vomica itself, from the seeds of which the alkaloid Strychnia is prepared. The seeds of a close ally, *S. potatorum*, are used in India as "clearing-nuts," causing the impurities of water to settle to the bottom when poured into vessels which have been rubbed out with one of the seeds.

62. Natural Order, *Gentianaceæ*.—The Gentian Family.

Herbs with opposite entire leaves and of bitter taste. Flowers regular. Ovary usually one-celled, with two parietal placentas.

TYPE—*Exacum tetragonum*.

An erect, annual herb, growing in grassy places, with opposite, five-nerved, entire, smooth leaves, and terminal cymes of showy blue flowers.

<i>Organ.</i>	<i>No.</i>	<i>Cohesion.</i>	<i>Adhesion.</i>
Calyx. <i>sepals.</i>	4	Gamosepalous.	Inferior.
Corolla. <i>petals.</i>	4	Gamopetalous.	Hypogynous.
Stamens.	4	Tetrandrous.	Epipetalous.
Pistil. <i>carpels.</i>	2	Syncarpous.	Superior.

N.B. The ovary is normally one-celled in this Family, with two parietal placentas, but in *Exacum* the placentas project into the cavity and meet, so as to make it almost completely two-celled.

A cool-climate Family, with several tropical representatives. The species are generally herbaceous, and nearly all of them are bitter, some of them extremely so, possessing valuable tonic properties. Our Type species is employed in India as a febrifuge.

The flowers of the Gentians are very gay, often a brilliant blue, yellow, or red. A few are aquatic; *Villarsia indica*, with yellow and white, bearded flowers, is frequent in lakes and tanks.

63. Natural Order, *Bignoniaceæ*.—The Bignonia Family.

Trees or climbing shrubs, with opposite, usually compound, exstipulate leaves. Flowers irregular. Stamens usually fewer than corolla-lobes. Ovary two-celled. Seeds numerous, winged.



FIG. 147. *Bignonia indica*; a capsule to the left: much reduced.

TYPE—*Bignonia (Calosanthus) indica*.

A large tree, with large, opposite, pinnately divided leaves (four to six feet long), terminal racemose panicles of trumpet-shaped, red or purple, slightly two-lipped flowers, and very long, flattened, two-valved capsules.



<i>Organ.</i>	<i>No.</i>	<i>Cohesion.</i>	<i>Adhesion.</i>
Calyx. <i>sepals.</i>	5	Gamosepalous.	Inferior.
Corolla. <i>petals.</i>	5	Gamopetalous.	Hypogynous.
Stamens.	5	Pentandrous.	Epipetalous.
Pistil. <i>carpels.</i>	2	Syncarpous.	Superior.

Seeds indefinite, broadly winged, exalbuminous.

OBSERVE two stamens longer than the rest, indicating an approach to the didynamous condition, common in several Families with bilabiate gamopetalous corollas.

Many species are climbers in tropical countries both of the Old and New World. They are generally characterised by very showy flowers, and several of them are garden favourites. The West Indian Calabash-tree (*Crescentia*), with gourd-like fruits, the hard rind of which is made into various utensils, belongs to a tribe of this Family.

#### 64. Natural Order, *Pedaliaceæ*.—The Sesamum Family.

Herbs with opposite leaves. Flowers irregular. Stamens fewer than corolla-lobes. Ovary with twice as many cells as carpels.




FIG. 148. Flower of *Sesamum indicum*.

TYPE—The Til, or Gingeley Plant (*Sesamum indicum*).

An annual pubescent herb, everywhere cultivated, two to four feet tall, with entire or three-lobed leaves and axillary, slightly bilabiate, pale rose-coloured flowers, forming terminal racemes.

<i>Organ.</i>	<i>No.</i>	<i>Cohesion.</i>	<i>Adhesion.</i>
Calyx. <i>sepals.</i>	5	Gamosepalous.	Inferior.
Corolla. <i>petals.</i>	5	Gamopetalous.	Hypogynous.
Stamens.	4	Didynamous.	Epipetalous.
Pistil. <i>carpels.</i>	2	Syncarpous.	Superior.

This small Family may almost be regarded as a Tribe of the foregoing.

OBSERVE the rudiment of the fifth stamen: the ovary spuriously four-celled, owing to the margins of the carpels being recurved so as to meet the dorsal sutures. The Type of the Family is the familiar Gingeley-oil plant, cultivated very extensively in warm countries for the sake of the oil expressed from its seeds.

Near allies of the Sesamums are the *Cyrtandreeæ*, a tribe of the Family *Gesneraceæ*, including many herbs with very pretty flowers of the mountain valleys of India and of the Malayan islands. The species are so local that it is difficult to select a serviceable type. Some of the more beautiful Indian species belong to the genera *Æschynanthus* and *Didymocarpus*. They have usually tailed seeds, contained in long, straight or spirally twisted, very slender, siliquiform capsules. The beautiful Gloxinia and Achimenes of gardens are tropical American members of the Family.

65. Natural Order, *Convolvulaceæ*.—The Bindweed Family.

Herbs, shrubs, or rarely trees, usually twining or prostrate (*Cuscuta* parasitical), with alternate leaves and usually showy regular flowers with a plaited corolla. Ovary two- to four-celled. Seeds definite.

TYPE—The Elephant Creeper (*Argyreia speciosa*).

A twining shrub, with alternate, heart-shaped leaves silvery below with silky hairs, and large, handsome, axillary, rose-coloured, regular flowers.

<i>Organ.</i>	<i>No.</i>	<i>Cohesion.</i>	<i>Adhesion.</i>
Calyx. <i>sepals.</i>	5	Polysepalous.	Inferior.
Corolla. <i>petals.</i>	5	Gamopetalous.	Hypogynous.
Stamens.	5	Pentandrous.	Epipetalous.
Pistil. <i>carpels.</i>	2	Syncarpous.	Superior.
Seeds four in each fruit, cotyledons plicate.			

OBSERVE the membranous, accrescent bracts of the Indian genus *Neuropeltis*: the plaited æstivation of the corolla. Compare the berried fruit of *Argyreia* with the capsular fruit of any of the numerous Indian species of *Ipomœa* (two-celled), of *Pharbitis nil* (three-celled), or of the small-flowered *Poranas* (one-celled).

The Family is principally, but not wholly, tropical; a few species occur in Britain, and one (*Convolvulus arvensis*), a common weed there, also occurs (introduced) in Northern India. The flowers of most of the genera are very handsome, and many of them are favourite garden climbers.

The Sweet Potato (*Batatas edulis*) is cultivated everywhere in tropical countries. It is the most important food-producing species of the Family. Its native country is uncertain, but evidence favours its American origin. Many of the Bindweeds are useful in medicine. A Mexican species (*Exogonium Purga*) affords the drug Jalap, and a *Convolvulus* of the Levant (*C. Scammonia*) Scammony.

The Dodders (*Cuscutæ*) constitute a remarkable Sub-type of this Family. They are twining, leafless, parasitical herbs, with small white corollas, often with minute scales inside, alternating with the stamens. Their embryo is spirally twisted, and is usually destitute of cotyledons. It germinates independently in the soil, but as early as possible lays hold of some neighbouring plant, to which it attaches itself by small suckers given off by its stem. One species, *C. reflexa*, is common in India.

66. Natural Order, *Boraginaceæ*.—The Borage Family.

Herbs, shrubs, or rarely trees, with alternate, simple, often rough leaves, and unilateral cymose inflorescence. Flowers regular, with stamens alternate with corolla-lobes. Ovary, four- (rarely two-) lobed, four- (two-) seeded.

<i>Organ.</i>	<i>No.</i>	<i>Cohesion.</i>	<i>Adhesion.</i>
Calyx. <i>sepals.</i>	5	Gamosepalous.	Inferior.
Corolla. <i>petals.</i>	5	Gamopetalous.	Hypogynous.
Stamens.	5	Pentandrous.	Epipetalous.
Pistil. <i>carpels.</i>	2	Syncarpous.	Superior.

Seeds, one in each cell of the four-lobed ovary.

TYPE—*Trichodesma indicum*.

A spreading, scabrous or hairy annual, with entire, clasping leaves, and pale-blue regular flowers opposite to the bracts.

The Sweet-scented Heliotrope (*Heliotropium peruvianum*), common in gardens, may be taken as a Sub-type, differing from true Borages in its entire ovary and terminal style.

OBSERVE the characteristic roughness and harshness of the herbage of the Family: the one-sided racemose inflorescence, well shown in Heliotrope. It is made up of a series of distinct axes, each of which terminates in a single flower, while below it forms part of the common axis of the inflorescence. This explains the anomaly of the pedicels being opposite to the bracts, instead of axillary. Observe, also, the four-lobed ovary, composed of two carpels, the dorsal sutures of which are infolded so far as to divide each carpel into two one-seeded cells. This structure of the ovary closely resembles that of Labiates, from which Family the usually regular flowers and stamens equal in number to the corolla-lobes distinguish it, besides the usually alternate leaves and round stem of the Borages. To this Family belongs the Forget-me-not (*Myosotis*), common in wet places in Europe.

Regarded by some botanists as a distinct Family is the small group Cordiaceæ, represented by *Cordia Myxa*, a low tree with simple, alternate, entire or toothed leaves, small, white, paniced, polygamous flowers, and berried fruits. It differs from the Borages in having a twice-forked terminal style, baccate fruit, and plaited cotyledons.

67. Natural Order, *Solanaceæ*.—The Nightshade Family.

Herbs, shrubs, or sometimes trees, with alternate leaves and often extra-axillary inflorescence. Flowers nearly or

quite regular. Stamens alternate with corolla-lobes. Ovary two-celled. Seeds indefinite.

TYPE—*Solanum Jacquinii*.




FIG. 149. *Solanum Jacquinii*, one-third to one-half the natural size.

A very prickly, spreading or creeping biennial or perennial, with alternate or geminate lobed or pinnatifid leaves, extra-axillary peduncles bearing a few blue or purplish flowers, and yellow or pale-coloured berries.

<i>Organ.</i>	<i>No.</i>	<i>Cohesion.</i>	<i>Adhesion.</i>
Calyx. <i>sepals.</i>	5	Gamosepalous.	Inferior.
Corolla. <i>petals.</i>	5	Gamopetalous.	Hypogynous.
Stamens.	5	Pentandrous.	Epipetalous.
Pistil. <i>carpels.</i>	2	Syncarpous.	Superior.
Seeds $\infty$ , albuminous.			

OBSERVE the frequently geminate, though not strictly opposite, leaves of the Solanums : the extra-axillary peduncle, well shown in the Type : the accrescent calyx of *Physalis* (Cape Gooseberry) : the connivent anthers, opening by pores at their tips : the four-celled prickly fruit of the Thorn Apple (*Datura*), a weed of waste places ; the dorsal suture of the carpels is inflected so far as to meet the placentas, so that the ovary becomes spuriously four-celled—*spuriously*, because the dissepiments are not all the inflected *margins* of carpellary leaves, by which alone the ovary is normally divided into distinct cells. Hence, whenever there are more cells than carpels, some of the dissepiments are necessarily *spurious* in this technical sense.

Several species of the very large, chiefly tropical, genus *Solanum* are common in India, and any of them will serve as type in lieu of the above, as the Egg-plant, Brinjal, or Aubergine (*S. Melongena*), an introduced garden species, or the tomentose *S. verbascifolia*.

This Family includes, besides many very valuable food-plants, many dangerous, narcotic poisons. This anomaly, of species apparently so diverse in their properties being included in the same Natural Order, is explicable when we

find that even the most useful food-products of the Family require to be cooked before they are fitted for use. The most important food-producing species are the Potato (*Solanum esculentum*), a South American herb, cultivated for the sake of its tubers throughout temperate countries, the Aubergine, and the Tomato (*Lycopersicum*). The so-called Cape Gooseberry (*Physalis peruviana*) is very common in India. The pulpy berry, which is wholly concealed within the yellowish, persistent, and accrescent calyx, is edible. The scarlet or orange-yellow fruits of species of *Capsicum* are everywhere used as a condiment.

The narcotic and poisonous species include Tobacco (*Nicotiana*), Deadly Nightshade (*Atropa*), Henbane (*Hyoscyamus*), and many others.

68. Natural Order, *Scrophulariaceæ*.—The Figwort Family.

Usually herbs with opposite or alternate leaves, and irregular flowers. Stamens fewer than corolla-lobes. Ovary two-celled. Seeds indefinite.

TYPE—*Maurandya semperflorens*.

<i>Organ.</i>	<i>No.</i>	<i>Cohesion.</i>	<i>Adhesion.</i>
Calyx. <i>sepals.</i>	5	Gamosepalous.	Inferior.
Corolla. <i>petals.</i>	5	Gamopetalous.	Hypogynous.
Stamens.	4	Didynamous.	Epipetalous.
Pistil. <i>carpels.</i>	2	Syncarpous.	Superior.
Seeds $\infty$ , albuminous.			

A climbing (garden) herb, with alternate, hastate leaves, and axillary, solitary, pedunculate, irregular, rose-coloured



flowers. (Or *M. Barclayana*, with purple flowers. Both introduced American species, commonly cultivated.)

OBSERVE the one-spurred corolla of *Linaria*, sometimes becoming five-spurred and regular (*Peloria*), by the development of a spur to each petal: the limb of the corolla, quinquepartite and nearly regular (*Verbascum*), quadripartite (*Veronica*); bilabiate corolla and personate (Snapdragon, *Antirrhinum*); ringent (*Pedicularis*); the anthers with their cells frequently divergent below, or actually separated by the dilatation of the connective in several genera.

Although this very large Family includes a great many Indian species, I have selected as Type one which is not native, but likely to be generally accessible in gardens, because many of the native species are insignificant weeds and difficult to identify, or else locally distributed.

The Family approaches Solanaceæ very nearly, but it may generally be distinguished from that Order by the deficiency of one or three stamens, the stamens thus becoming fewer than the number of petals cohering to form the corolla. When the fifth stamen is present, as in *Verbascum*, characters afforded by the æstivation of the corolla-lobes are made use of technically to separate the Orders. The common Mullein (*Verbascum Thapsus*) occurs in waste places in India. Several genera exhibit a partial parasitism, owing to the roots attaching themselves to the roots of plants amongst which they grow. *Pedicularis*, of which a large number of species occurs in the Himalaya, and *Rhinanthus* are examples of this condition, which unfits them for cultivation, although many of them bear very gay flowers. *Aeginetia indica* or *Aeg. pedunculata* may serve as a Sub-type, representing the tribe of Broomrapes (*Orobanchaceæ*). They are scaly parasites, destitute of green leaves, with large purplish flowers and spathe-like calyxes. The ovary

is one-celled, with two double and much-branched placentas, covered with ovules. They are often found on the roots of grasses; *Aeg. pedunculata* on that of the Kus-kus (*Andropogon muricatus*).

Many gay garden-flowers belong to the Figwort Family, as *Calceolaria*, *Pentstemon*, *Paulownia*, *Mimulus*, and *Torenia*. It affords, however, but few plants of economic value, excepting as medicines.

69. Natural Order, *Lentibulariaceæ*.—The Butterwort Family.

Herbs growing in water or damp places. Flowers two-lipped. Stamens two. Ovary one-celled, with a free central placenta.

TYPE—*Utricularia stellaris*.



FIG. 150. *Utricularia stellaris*.

A floating plant, the submerged leaves with capillary segments bearing small bladders, and an erect peduncle with a whorl of inflated vesicles below, terminating in a raceme of irregular yellow flowers.

<i>Organ.</i>	<i>No.</i>	<i>Cohesion.</i>	<i>Adhesion.</i>
Calyx. <i>sepals.</i>	5	Gamosepalous.	Inferior.
Corolla. <i>petals.</i>	5	Gamopetalous.	Sub-hypogynous.
Stamens.	2	Diandrous.	Epipetalous.
Pistil. <i>carpels.</i>	2(5?)	Syncarpous.	Superior.
Seeds ∞, on free central placenta.			

A small but distinct Family of water and bog plants widely dispersed both in tropical and temperate countries. They are nearly allied to the Family last described, but differ in their one-celled ovary, with a free central placenta, similar to that of the Primroses, from which their irregular diandrous flowers distinguish them.

OBSERVE the minute "bladders" attached to the submerged leaves and radicular fibres of many species of Bladderwort (*Utricularia*). Several small Indian species, growing on the ground, are leafless at the time of flowering. *U. reticulata*, a species with large, beautiful purple flowers, is common in rice-fields. It is a variable plant in its habit and the size of its flowers. The larger forms of it are twining; the smaller, rigid and erect.

#### 70. Natural Order, *Acanthaceæ*.—The Acanthus Family.

Usually herbs or shrubs, with opposite, simple leaves. Flowers irregular, usually bracteate. Ovary two-celled. Seeds usually supported on cushions or hooks of the placenta.

TYPE—*Justicia Adhatoda* (Bakas).

A small tree, with opposite, entire leaves, and axillary

bracteate spikes of bilabiate white flowers, spotted with red or purple, in the axils of herbaceous bracts.



FIG. 151. Flower of *Justicia Adhatoda*.

<i>Organ.</i>	<i>No.</i>	<i>Cohesion.</i>	<i>Adhesion.</i>
Calyx. <i>sepals.</i>	5	Gamosepalous.	Inferior.
Corolla. <i>petals.</i>	5	Gamopetalous.	Hypogynous.
Stamens.	4	Didynamous.	Epipetalous.
Pistil. <i>carpels.</i>	2	Syncarpous.	Superior.

OBSERVE the two-celled, undivided ovary, by which the Family may be distinguished from Labiates, which it resembles in its opposite leaves and often bilabiate flowers: the capsule, dehiscing by two valves, each valve bearing the seeds upon its median line, supported upon hard, hooked processes.

Sub-type—*Thunbergia grandiflora*, a climbing, woody perennial, with axillary, peduncled, large blue and white, bibracteate flowers.

The Sub-type differs in its twining stem, in the very small calyx, reduced to a mere ring, and in the little cups supporting the seeds. The pair of valvate bracts must not be mistaken for a calyx.

This very large tropical Family includes many insignificant weeds, and many species with beautiful and showy flowers; very few, however, are turned to any economic use. A few are employed in native medicine, and one or two afford dyes.

71. Natural Order, *Labiata*.—The Labiate Family.

Herbs or shrubs, usually aromatic, with opposite leaves and irregular flowers. Stamens two or four. Ovary four-celled and deeply four-lobed.

TYPE—Sweet Basil (*Ocimum basilicum*).

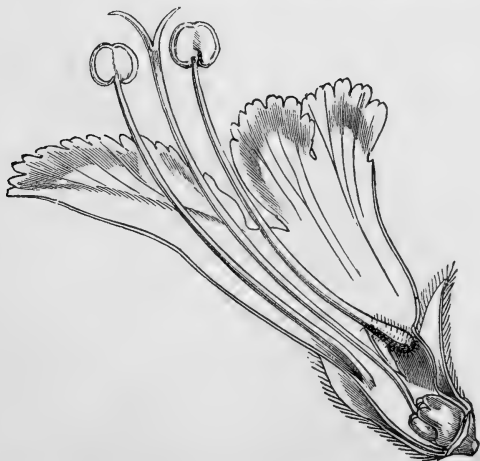


FIG. 152. Vertical section of flower of *Ocimum*, much enlarged.

An erect or ascending aromatic shrub, with square stem, opposite, simple leaves, and terminal racemes of white or pink, bilabiate flowers, arranged in six-flowered verticillasters.

<i>Organ.</i>	<i>No.</i>	<i>Cohesion.</i>	<i>Adhesion.</i>
Calyx. <i>sepals.</i>	5	Gamosepalous.	Inferior.
Corolla. <i>petals.</i>	5	Gamopetalous.	Hypogynous.
Stamens.	4	Didynamous.	Epipetalous.
Pistil. <i>carpels.</i>	2	Syncarpous.	Superior.
Seeds solitary, in each of the four lobes of the fruit.			

OBSERVE the square stem and invariably opposite leaves of the Family: the apparently whorled flowers of the Type, made up of a pair of opposite three-flowered cymes: the upper tooth of the calyx of Sweet Basil, which enlarges after flowering, becoming membranous, with decurrent adnate margins: the diandrous flowers of *Salvia*, with the anther-cells removed from each other by a long (*distractile*) connective, which must not be mistaken for the true filament, which is very short: the four-lobed ovary, similar to that of Borages (page 248), with the style rising from between the lobes (*gynobasic*).

A large, widely-distributed Family, characterised by aromatic properties. None of the species are hurtful, and many are useful pot-herbs, as Mint (*Mentha*), Marjoram (*Origanum*), Thyme (*Thymus*), Sage (*Salvia*), and our Type-species. The fragrant oils of some species, as Lavender (*Lavendula*) and Patchouli (*Pogostemon*), are in request as perfumes, while others are serviceable stimulant medicines.

72. Natural Order, *Verbenaceæ*.—The Verbena Family.

Trees, shrubs, or herbs, with opposite leaves and more or less irregular flowers. Stamens usually four. Ovary four-celled, entire.

TYPE—The (quinque-foliolate) Chaste-tree (*Vitex Negundo*).

A small, downy tree or shrub, with opposite tri- or quinque-foliolate leaves, and terminal panicles of small, purplish-blue, irregular flowers.

<i>Organ.</i>	<i>No.</i>	<i>Cohesion.</i>	<i>Adhesion.</i>
Calyx. <i>sepals.</i>	5	Gamosepalous.	Inferior.
Corolla. <i>petals.</i>	5	Gamopetalous.	Hypogynous.
Stamens.	4	Didynamous.	Epipetalous.
Pistil. <i>carpels.</i>	2	Syncarpous.	Superior.

OBSERVE the enlarged limb of the calyx, coloured bright scarlet, of *Holmskioldia*: the four-celled ovary of the Family, resembling that of Labiates, excepting that it is not lobed and the style is terminal.

A rather large Family, principally confined to tropical countries. The species are generally trees or shrubs, though several are low herbs, as the Garden Verbena, one of the brightest bedding-plants of English gardens. Teak (*Tectona grandis*) is the species of first importance in India, affording one of the best and most durable timbers known. The flowers of the Teak are often hexandrous. Normally they are pentandrous.

*Aloysia citriodora*, the Lemon-scented Verbena, a fragrant South American shrub, is common in Indian gardens, and

several species of the genera *Lantana* and *Clerodendron* are sought after for the beauty of their flowers. The only



FIG. 153. Teak (*Tectona grandis*). To the left the accrescent calyx, enclosing the fruit.

British representative of the Family, *Verbena officinalis*, is a wide-spread weed, with inconspicuous flowers, sufficiently common in India.

73. Natural Order, *Myrsinaceæ*.—The *Ardisia* Family.

Trees or shrubs, with alternate, simple leaves, and regular flowers. Stamens five or four, opposite lobes of corolla. Ovary one-celled, with free central placenta.



TYPE—*Ardisia humilis*.

A shrub, with alternate, entire, smooth leaves, axillary, short, umbelliform racemes of small, pale rose-coloured flowers, and one-seeded berries.

<i>Organ.</i>	<i>No.</i>	<i>Cohesion.</i>	<i>Adhesion.</i>
Calyx. <i>sepals.</i>	5	Gamosepalous.	Inferior.
Corolla. <i>petals.</i>	5	Gamopetalous.	Hypogynous.
Stamens.	5	Pentandrous.	Epipetalous.
Pistil. <i>carpels.</i>	5	Syncarpous.	Superior.

OBSERVE the stamens, which are opposite to the lobes of the corolla: the free central placenta bearing numerous ovules, of which but one is perfected into a seed.

A Family tolerably abundant in hot countries, where it represents the Primrose Order, from which it has little technically to separate it, excepting that the Myrsinaceæ are, as a rule, shrubs or trees, with more or less succulent fruits, while the Primulaceæ are herbs, with dry, capsular fruits.

In some genera of this Family, native in India, the petals are free to the base; in *Ægiceras*, a tree growing on the coast, the anther-cells are transversely chambered, and in *Mæsa* the ovary is more or less adherent to the calyx. In other respects the essential characters of the Type-species apply to the rest of the Family.

Very few species are turned to economic account.

74. Natural Order, *Primulaceæ*.—The Primrose Family.

Herbs with regular flowers. Stamens opposite the lobes

of the corolla and equal in number. Ovary one-celled, with a free central placenta.

TYPE—*Primula sinensis* (or any species of garden or wild Primrose).

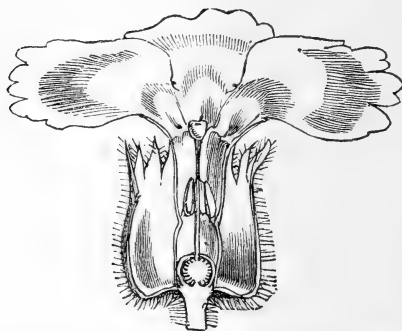


FIG. 154. Vertical section of flower of *Primula sinensis*.

Herb with radical leaves and umbellate or verticillate regular flowers.

<i>Organ.</i>	<i>No.</i>	<i>Cohesion.</i>	<i>Adhesion.</i>
Calyx. <i>sepals.</i>	5	Gamosepalous.	Inferior.
Corolla. <i>petals.</i>	5	Gamopetalous.	Hypogynous.
Stamens.	5	Pentandrous.	Epipetalous.
Pistil. <i>carpels.</i>	5	Syncarpous.	Superior.

OBSERVE the stamens opposite to the corolla-lobes, and the free central placenta, as in the foregoing Family. Many species, especially of the genus Primrose, are prime spring

favourites in the gardens of England. The native Indian representatives of the Family are almost confined to the mountains, many of them attaining an alpine elevation. The Pimpernel (*Anagallis arvensis*), a common English corn-field weed, with small bright red or blue flowers, occurs in India. It is remarkable in the mode of dehiscence of its capsule, which opens transversely, the upper part separating like a cap.

75. Natural Order, *Plumbaginaceæ*.—The Thrift Family.



FIG. 155. *Plumbago zeylanica*, reduced.

Herbs or shrubs. Petals and stamens five, nearly or quite free. Ovary one-celled, with five styles.

TYPE—*Plumbago zeylanica*.

A shrubby garden plant, with long branches, alternate,

simple leaves, and long, viscid-hairy spikes of regular white flowers (or the Rose Plumbago, with rose-coloured, or Cape Plumbago with pale blue, flowers).

<i>Organ.</i>	<i>No.</i>	<i>Cohesion.</i>	<i>Adhesion.</i>
Calyx. <i>sepals.</i>	5	Gamosepalous.	Inferior.
Corolla. <i>petals.</i>	5	Gamopetalous.	Hypogynous.
Stamens.	5	Pentandrous.	Hypogynous.
Pistil. <i>carpels.</i>	5	Syncarpous.	Superior.

OBSERVE the hypogynous stamens, opposite to the corolla-lobes: the petals, in some species, nearly or quite free: the one-celled ovary with a solitary ovule, suspended from a slender cord (*funicle*) rising from the base of the cavity.

The three species named above are common ornamental species in Indian gardens. Of the other genera of this small Family, many species are sea-coast or salt-marsh plants, or natives of the sterile saline wastes to the north-west of India. Some species are used in native medicine.

#### 76. Natural Order, *Plantaginaceæ*.—The Plantain Family.

Herbs with small greenish, often spicate, flowers, with scarious corollas. Stamens four, exserted. Style simple

<i>Organ.</i>	<i>No.</i>	<i>Cohesion.</i>	<i>Adhesion.</i>
Calyx. <i>sepals.</i>	4	Polysepalous.	Inferior.
Corolla. <i>petals.</i>	4	Gamopetalous.	Hypogynous.
Stamens.	4	Tetrandrous.	Epipetalous.
Pistil. <i>carpels.</i>	2	Syncarpous.	Superior.

TYPE—Greater Plantain (*Plantago major*).

Herb of waste places, with broad radical leaves, and small, spicate, greenish flowers.

OBSERVE the dry, scarious corolla: the slender filaments: the transverse dehiscence of the small, capsular fruit.

A small, widely-spread Family, with inconspicuous flowers, usually arranged in spikes. The species serving as Type is a common weed in Europe as well as in India. The flowers of the Indian form are often more loosely arranged upon the long spike than in the common English plant. The seeds of one species (*P. decumbens* [*Ispaghula*]) are sold in the bazaars: they are useful in medicine owing to their cooling mucilage.

Division—INCOMPLETÆ.

77. Natural Order, *Nyctagineæ*.—The Marvel-of-Peru Family.

Herbs or shrubs, with alternate or opposite, unequal leaves. Base of the perianth-tube persistent, enclosing the one-celled, one-seeded, superior ovary.

TYPE—*Boerhaavia diffusa*.

A common perennial, procumbent weed, with opposite, more or less unequal, ovate or cordate leaves, and loose panicles of small red or white flowers, collected in small heads.

<i>Organ.</i>	<i>No.</i>	<i>Cohesion.</i>	<i>Adhesion.</i>
Perianth. <i>leaves.</i>	5	Gamophyllous.	Inferior.
Stamens.	3	Monadelphous.	Hypogynous.
Pistil. <i>carpels.</i>	1 (?)	Apocarpous(?).	Superior.
Seeds solitary; embryo curved round the albumen.			

Or, in lieu of the above, the Marvel of Peru (*Mirabilis*), frequent in gardens, with white, crimson, yellow, or variegated flowers.

OBSERVE the opposite leaves, one of each pair being generally smaller than the other: the five-leaved involucre of *Mirabilis*, which must not be mistaken for a calyx: the perianth contracted immediately above the ovary, to which it is not adherent. The upper portion of the perianth separates at the contraction after flowering, and the lower part of the perianth persists, becomes more or less hardened, and, enlarging, forms an outer envelope of the fruit. A similar condition occurs in the *Elæagnus* Family. One or two species of the South American genus *Bougainvillea* have large membranous, beautiful rose-coloured bracts, which render them favourite ornamental garden plants.

78. Natural Order, *Chenopodiaceæ*.—The Goosefoot Family.

Usually herbs with alternate or opposite leaves, and minute, herbaceous flowers. Ovary one-celled, uniovulate, with two or three stigmas.

TYPE—Common Goosefoot (*Chenopodium album*).

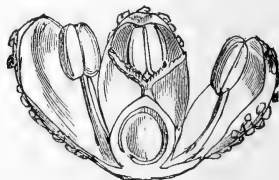


FIG. 156. Vertical section of flower of Goosefoot (*Chenopodium*).

An erect, annual, more or less mealy herb (two to eight feet high), with alternate leaves, and leafy, interrupted panicles of minute, clustered, greenish flowers.

<i>Organ.</i>	<i>No.</i>	<i>Cohesion.</i>	<i>Adhesion.</i>
Per-anth. <i>leaves.</i>	5	Gamophyllous.	Inferior.
Stamens.	5	Pentandrous.	Hypogynous.
Pistil. <i>carpels.</i>	2	Syncarpous.	Superior.

Seeds solitary ; embryo curved round mealy albumen.

OBSERVE the stamens opposite to the segments of the perianth (strictly, they are monadelphous, but the amount of cohesion is so slight as to be scarcely perceptible): the one-celled ovary, horizontally flattened; in the female flowers of the allied, weedy, polygamous genus *Atriplex*, the ovary is vertically compressed.

A widely-spread Family, occurring generally as weeds in waste places on the sea-shore, or in saline desert regions. Several peculiar genera abound in the Caspian and Aral region of Western Asia.

Several useful pot-herbs belong to the Family. The Type-species is thus employed in India. Beet (*Beta*) yields in cultivation a valuable tap-root; one variety of which, Mangold Wurzel, is grown for cattle in Europe. Another variety contains much saccharine juice, and is used in the manufacture of sugar on the continent of Europe. *Atriplex hortensis* is used as a pot-herb in the Deccan, as are species of *Basella* in India generally. The latter differs from the Goosefoots proper in its climbing habit and in the perianth, which at length becomes fleshy, forming a pseudo-pericarp, or baccate fruit. The perianth of *Basella* is in two series, an outer of two segments, an inner of five.

79. Natural Order, *Amaranthaceæ*.—The Amaranth Family.

Herbs (or shrubs, *Deeringia*), with opposite or alternate, simple, stipulate leaves, and minute scarious flowers.

TYPE—Cockscomb (*Celosia cristata*).

An erect annual, common in gardens, with alternate, simple leaves, and terminal, close, paniced or crested spikes of purple or golden, small, scarious flowers.

<i>Organ.</i>	<i>No.</i>	<i>Cohesion.</i>	<i>Adhesion.</i>
Perianth. <i>leaves.</i>	5	Polyphyllous.	Inferior.
Stamens.	5	Monadelphous.	Hypogynous.
Pistil. <i>carpels.</i>	2 (?)	Syncarpous.	Superior.
Seeds several ; embryo curved.			

OBSERVE the dry, scarious segments of the perianth, by which the Family may generally be distinguished at sight from the foregoing. The technical distinctions are not strong. A cultivated form of the Type is common (the Garden Cockscomb) in which the inflorescence is crested and laterally compressed, and many of the flowers are barren.

The Globe Amaranth (*Gomphrena*), Love-lies-bleeding and Princes' Feather (species of *Amaranthus*), are ornamental garden plants, while several weedy species, with insignificant, greenish flowers, serve as pot-herbs in India.

A common Indian plant, *Deeringia celosioides*, represents a Sub-type, differing from the Amaranths in climbing habit and baccate fruit.



80. Natural Order, *Polygonaceæ*.—The Buckwheat Family.

Herbs or shrubs, with alternate simple leaves, and sheathing stipules. Flowers very small, ovary one-celled, with three or two stigmas.

TYPE—*Polygonum barbatum*.

An erect, weedy herb, with alternate lanceolate leaves, sheathing, coarsely-bearded stipules, and long, terminal, spike-like racemes of inconspicuous, rose-coloured flowers.

<i>Organ.</i>	<i>No.</i>	<i>Cohesion.</i>	<i>Adhesion.</i>
Perianth. <i>leaves.</i>	5 (4)	Gamophyllous.	Inferior
Stamens.	8 (5)	Oct-(pent-)androus.	Epiphyllous.
Pistil. <i>carpels.</i>	3	Syncarpous.	Superior.
Seeds solitary, erect, albuminous.			

OBSERVE the sheathing, membranous stipules characteristic of the Family: the three-cornered, one-celled ovary: trimerous symmetry of the flowers of Rhubarb (*Rheum*) and Dock (*Rumex*): the three inner perianth-leaves enlarged after flowering and adpressed to the ovary.

A tolerably large and widely-spread Family. Many species are weeds of both tropical and temperate countries. A climbing *Polygonum*, the Buckwheat (*P. Fagopyrum*), is grown in the Himalaya for its farinaceous seeds, of which a good bread is made. The seeds of our Type are used in Hindoo medicine.

81. Natural Order, *Urticaceæ*.—The Nettle and Fig Family.

Trees, shrubs, or herbs, usually with alternate stipulate leaves and minute unisexual flowers. Stamens equal in number and opposite to perianth-lobes (except Sub-type 2). Ovary free, usually one-celled.

TYPE—Grass-cloth Plant (*Bæhmeria nivea*).

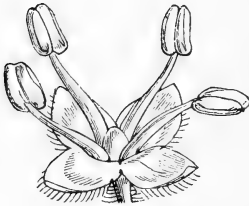


FIG. 157. Staminate flower of Grass-cloth Nettle.



FIG. 158. Pistillate flower of same.

An erect shrub, with alternate, cordate leaves hoary beneath, and small, diœcious, greenish-yellow flowers, in axillary, peduncled, globose heads.

<i>Organ.</i>	<i>No.</i>	<i>Cohesion.</i>	<i>Adhesion.</i>
♂ Perianth. <i>leaves.</i>	4	Polyphyllous.	Inferior.
♀ Perianth. <i>leaves.</i>	4	Gamophyllous.	Inferior.
♂ Stamens.	4	Tetrandrous.	Hypogynous.
♀ Pistil. <i>carpels.</i>	2	Syncarpous.	Superior.
Seed solitary, albuminous.			

OBSERVE the tenacity of the liber of the bark, from which the so-called "grass-cloth" is prepared, and for the sake of which it is cultivated in Bengal: the stamens



FIG. 159. Longitudinal section of fruit of Nettle (*Urtica*).



FIG. 160. Section of seed of same, showing the large embryo, with a superior radicle and but little albumen.

opposite to the leaves of the perianth, with elastic filaments: the stinging hairs of the herbage of several Indian species (not species of *Bœhmeria*).



FIG. 161. Leaf of Peepul (*Ficus religiosa*).

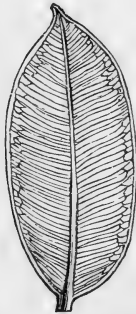


FIG. 162. Leaf of India-rubber Fig (*F. elastica*).



FIG. 163. Leaf of Banyan Fig (*F. benghalensis*).

This large and very important Family embraces genera so diverse in the form of their inflorescence, that it is necessary to employ two or three Sub-types.

SUB-TYPE 1—Banyan, or Indian Fig (*Ficus benghalensis*), or the Peepul (*F. religiosa*). Flowers unisexual, in sessile, axillary, globular receptacles (Figs). Male and female flowers in the same Fig. Perianth three- to five-lobed : male flowers with a single stamen.

OBSERVE the adventitious roots given off freely by the branches (of the Banyan and many other species of *Ficus*), which descend and take root in the soil, thus enabling the tree to spread itself over a wide area. Observe, also, the large deciduous stipules, which leave ring-like scars at the base of the leaves when they fall. The stipules of some species (*F. elastica*, &c.) are well adapted for exhibiting the milk-sap canals *in situ* under the microscope. The margin of a young stipule should be placed in focus, and then pressure applied, or a wound made in some part of the stipule out of the field of view. This occasions a rapid movement or emptying of the fluid, apparently from the elasticity of the walls of the canals which contain it. Some botanists have thought that these canals formed a circulatory system analogous to the veins and arteries of animals, but this notion is not supported by careful observation. Note the succulent, hollow receptacle, the top of which is closed by minute scales. The flowers are very minute, and are closely packed on the inner surface of the common receptacle. When the fig is ripe, the individual fruits are commonly, but incorrectly, called the seeds. The common receptacle of Fig resembles the receptacle of Rose, with this important difference, that instead of enclosing the fruit-carpels of a single flower it encloses those of an indefinite number of flowers.

SUB-TYPE 2—Jack-fruit Tree (*Artocarpus integrifolia*).

A tree much cultivated in Southern India, with stipulate

leaves like the Figs, the flowers closely packed upon the outside of large oblong spikes, the male and female flowers on distinct spikes. The perianth of the male is two-lobed, enclosing a single stamen; of the female, entire and more

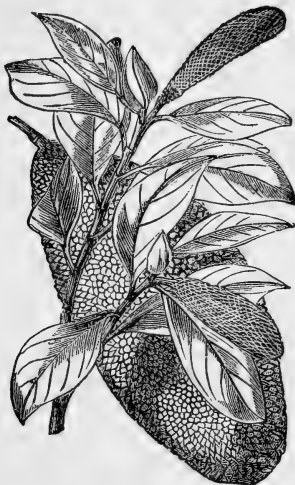


FIG. 164. Jack-fruit (*Artocarpus integrifolia*), much reduced.

or less adherent to adjoining perianths: so that the whole grow together, and when mature form a huge, collective fruit, ten to sixty pounds in weight. The seeds are exalbuminous.

**SUB-TYPE 3**—Hemp (*Cannabis sativa* [Gunjah]).

A diœcious herb, largely cultivated for its narcotic, resinous leaves and flowers, which are smoked as “Bhang.”

OBSERVE the digitate-partite leaves: the five-leaved perianth of the male flowers, and single folded sepal of the female: the resinous secretion of the younger parts collected as the intoxicant “Churrus.”

To the Fig Sub-type belongs the Fig (*F. Carica*), one of the few species of the large and generally tropical

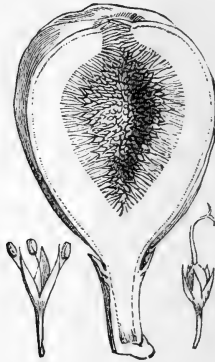


FIG. 165. Section of Fig (*Ficus Carica*), showing numerous flowers covering the inner surface of the hollow receptacle. To the left a detached staminate flower; to the right a pistillate flower.

genus *Ficus* affording an eatable fruit. It is supposed to have been native originally in Western Asia or in the



FIG. 166. Pistillate flower of Fig.



FIG. 167. Longitudinal section of achene and albuminous seed of Fig.

Mediterranean region, where it has been cultivated from a very remote period.

The species often yield a milky juice containing caoutchouc, especially *Ficus elastica*, from which Indian caoutchouc (India-rubber) is obtained. It is a fine indigenous tree, with glossy coriaceous leaves. The viscid juice of the Banyan is used to make birdlime.

A near ally of the Fig is the Mulberry (*Morus*), also with a collective, or multiple, fruit; but with the individual flowers arranged on the outside of a common receptacle, forming a short thick spike. The succulence of the fruit is due to the pulpy thickening of the leaves of the perianth. The tree is largely grown, both in Asia and Southern Europe, on account of its leaves, which are the food of the silkworm. The Paper Mulberry (*Broussonetia*) of Japan and Polynesia, the fibrous bark of which is beaten out and worked up in "Tapa-cloth," belongs to this group.



FIG. 168. Collective fruit of Mulberry.

To the Jack-fruit Sub-type belong the Bread-fruit (*Artocarpus incisa*) of Polynesia and the dangerous Upas poison (*Antiaris toxicaria*) of Java. In Southern India the natives make "natural sacks" of the bark of *Antiaris saccidora*, which they separate from the trunk by beating it.

To the Hemp Sub-type belongs the Hop (*Humulus*), anomalous in the Family on account of its twining stem. The bracts of the female inflorescence enlarge after flowering, forming a loose cone. They are covered with microscopic glands containing a resin (*lupulin*), analogous to that secreted by Hemp (*Churrus*) in India, and possessing similar properties. Hence its use in Europe in malt liquors, to which it imparts flavour and a preserving quality.

82. Natural Order, *Euphorbiaceæ*.—The Spurge Family.

Trees, shrubs, or herbs, with unisexual flowers. Ovary free, usually three-celled, with one or two ovules in each cell.

TYPE—Castor-oil Plant (*Ricinus communis*).

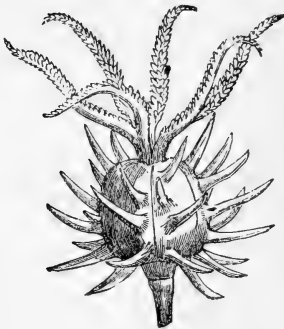


FIG. 169. Pistillate flower of *Ricinus communis*.



FIG. 170. Staminate flower of same.

An erect, smooth and glaucous, cultivated plant, sometimes tree-like; with large alternate, peltate, palmately-lobed leaves, and terminal, racemose panicles of monoecious flowers; the female flowers being above.

<i>Organ.</i>	<i>No.</i>	<i>Cohesion.</i>	<i>Adhesion.</i>
Perianth. <i>leaves.</i>	3-5	Gamosepalous.	Inferior.
Stamens.	∞	Polyadelphous.	Hypogynous.
Pistil. <i>carpels</i>	3	Syncarpous.	Superior.
Seeds one in each cell, albuminous.			



A very large Family, especially in tropical countries, where many species are turned to useful account.

Apart from the ovary, which is superior and usually three-celled with one or two ovules in each cell, the structure of the flowers is very diverse in the different tribes of this Family; so that it will be convenient to examine three Sub-types, comparing each of them with Castor-oil.

SUB-TYPE I—Indian Spurge (*Euphorbia indica*).

An annual, ascending or decumbent weed, with milky juice, small opposite simple leaves, and minute greenish




FIG. 171. Involucre of Spurge, bordered by four horned "glands," and containing numerous male flowers and one female. The pedicel of the latter is curved over the side of the involucre.

flowers, in small axillary or terminal cymose heads. Any other common species of *Euphorbia* will serve.

Organ.	No.	Cohesion.	Adhesion.
Perianth.	0	...	...
♂ Stamen.	1	Monandrous.	...
♀ Pistil. carpels.	3	Syncarpous.	...

OBSERVE the succulent, leafless, prickly *E. antiquorum*, with its three-angled irregularly narrowed stem, bearing the peduncles in the angles of the upper lobes: the bright scarlet pair of connate bracts, immediately under the flowers, in the introduced, showy garden species *E. splendens* and *E. Bojeri*: the achlamydeous flowers, of which a number of monandrous males (single stamens) and one female (pistil with three-celled ovary) are enclosed in a minute cup-like involucre, which beginners are apt to mistake for a calyx enclosing the stamens and pistil of a single flower. Careful examination with a magnifier of one of the stamens will show that the filament is jointed. This joint indicates the base of the monandrous flower, and is the point from which, in an allied species, the perianth is developed. The ovary is supported upon a stalk in the middle of the involucre, which stalk is jointed like the filaments. The involucre is usually bordered by four or five spreading lobes, which must not be mistaken for petals. These lobes are called the "glands" of the involucre.

SUB-TYPE 2—The Coral Plant (*Jatropha multifida*).

A succulent plant, common in gardens, with digitately multifid leaves, and small red flowers in cymes, borne upon erect, succulent peduncles.

Organ.	No.	Cohesion.	Adhesion.
Calyx. <i>sepals.</i>	5	Gamosepalous.	Inferior.
Corolla. <i>petals.</i>	5	Polypetalous.	Hypogynous (?).
♂ Stamens.	10	Monadelphous.	Hypogynous.
♀ Pistil. <i>carpels.</i>	3	Syncarpous.	Superior.

OBSERVE the presence of a corolla, unusual in the Family. It occurs also in the Croton-oil Plant (*Croton Tiglium*). This character, although exceptional in the



FIG. 172. Coral Plant (*Fatouha multifida*), reduced

Family, does not, in accordance with principles stated before, prevent its being classed with Incompletæ.

SUB-TYPE 3—*Phyllanthus Emblica*.

A tree with distichous, simple leaves, and small axillary, monœcious flowers.

<i>Organ.</i>	<i>No.</i>	<i>Cohesion.</i>	<i>Adhesion.</i>
Perianth. <i>leaves.</i>	6	Polyphyllous.	Inferior.
♂ Stamens.	3(-5)	Monadelphous.	...
♀ Pistil. <i>carpels.</i>	3	Syncarpous.	Superior.

OBSERVE the leaves disposed along the twigs in two rows, so that the latter resemble long pinnate leaves: the two-ovuled cells of the ovary, as in *Cicca*, common in gardens, cultivated for the sake of its succulent fruit, which is eaten or made up in preserves.

A large number of species of the Spurge Family are dangerously poisonous, and many afford very valuable medicines, as the Castor- and Croton-oil Plants, referred to above. From the abundant deposit of starch in the roots of species of *Manihot* (allied to *Jatropha*), native in tropical South America, but widely cultivated in hot countries, they become most valuable food-plants, yielding Cassava-meal or Mandioca, and Tapioca.

The flowers are usually so small, that the Family is not very serviceable for ornamental purposes. The bracts of the two species of *Euphorbia*, common in Indian gardens, named above, and especially of the Mexican *Poinsettia*, are, however, very brilliant, and compensate for the insignificance of the flowers.

South American India-rubber is obtained from the milk-sap of species of *Siphonia* (*S. brasiliensis*, &c.) The sap is dried upon clay bottle-shaped moulds, and when a sufficient thickness is obtained, the clay is washed out. The Kamala dye of India, used to dye silks yellow, is a red powder, rubbed off the ripe capsules of *Rottlera tinctoria*.

83. Natural Order, *Aristolochiaceæ*.—The Birthwort Family.

Usually climbing shrubs, or herbs, with an irregular or regular perianth, valvate in bud. Ovary inferior, three- or six-celled.

TYPE—*Aristolochia indica*.

A smooth twining shrub, with alternate leaves and axillary, cymose, very irregular, brown-red and green flowers.

<i>Organ.</i>	<i>No.</i>	<i>Cohesion.</i>	<i>Adhesion.</i>
Perianth. <i>leaves.</i>	3	Gamophyllous.	Superior.
Stamens.	6	Hexandrous.	Gynandrous.
Pistil. <i>carpels.</i>	6	Syncarpous.	Inferior.

OBSERVE the one-sided expansion of the limb of the irregular perianth; in some American species, one or two of which are grown in Indian gardens, the perianth is almost large enough to form a bonnet for a child's head. In other genera of the Family the perianth is regular. It is valvate in æstivation. Observe, also, the six stamens cohering around the stigma, forming a round head at the bottom of the tube (which is often inflated) of the perianth.

84. Natural Order, *Nepenthaceæ*.—The Pitcher-plant Family.

Climbing shrubs, with alternate pitcher-bearing leaves and racemose diœcious flowers.

TYPE—Common Pitcher-plant (*Nepenthes distillatoria*).

A somewhat shrubby, climbing plant, leaves alternate with a prolonged midrib supporting a "pitcher," and terminal racemes of greenish or reddish-green diœcious flowers.

<i>Organ.</i>	<i>No.</i>	<i>Cohesion.</i>	<i>Adhesion.</i>
Perianth. <i>leaves.</i>	4	Polyphyllous.	Inferior.
♂ Stamens.	∞	Monadelphous.	...
♀ Pistil. <i>carpels.</i>	4	Syncarpous.	Superior.

OBSERVE the extraordinary abundance, in the stem and leaves, of spiral vessels, easily observed under the microscope, when portions of tissue are pulled asunder: the gradual development of the pitcher, which may be traced from its earliest appearance, both in seedling plants and at the tip of the prolonged midrib of the leaves. According to some botanists the "pitcher" is a hollow petiole, with its margins united in front, bearing the blade articulated to it as a "lid." Dr. Hooker's observations show that the pitcher is a glandular excavation in the end of the excurrent midrib of the leaf. The inner surface of the pitcher secretes a fluid, in which insects are frequently drowned.

This small and very anomalous Family is confined to S. E. Asia and the islands of the Indian Archipelago. In Borneo some species are found with enormous pitchers.

### 85. Natural Order, *Salicaceæ*.—The Willow Family.

Trees or shrubs with unisexual (dioecious) flowers. Ovary free, one-celled; ovules basal or parietal.

TYPE—Willow (*Salix tetrasperma*); or Weeping Willow of gardens (*S. babylonica*).

A small tree with alternate simple leaves. and axillary catkins of achlamydeous, dioecious flowers.

<i>Organ.</i>	<i>No.</i>	<i>Cohesion.</i>	<i>Adhesion.</i>
Perianth.	0	—	—
♂ Stamens.	6-8	Hex-oct-androus.	...
♀ Pistil. <i>carpels.</i>	2	Syncarpous.	...

OBSERVE the arrangement of the minute flowers in deciduous spikes (*catkins*), each flower in the axil of a minute bract-scale: the one-celled ovary with two parietal placentas: the downy aril of the seeds.



FIG. 173. Male flower of Willow.



FIG. 174. Female flower of same.



FIG. 175. Seed of same

Cuttings of Willow, when planted in moist earth, give off adventitious roots very freely, and by this means they are easily propagated. Of the Weeping Willow of Western Asia, but one sex is in general cultivation in England. It occurs also in Indian gardens. This small Family includes but two genera, Willow and Poplar (*Populus*), both principally confined to arctic and temperate regions, and, in India and the tropics, to mountain slopes.

The twigs of species of Osier Willow are used in northern countries to make basket-work.

86. Natural Order, *Cupulifera*.—The Oak and Chestnut Family.

Trees with alternate leaves and monœcious flowers  
Ovary inferior, three- (or more-) celled. Fruit one-celled, one-seeded.

TYPE—Spiked Oak (*Quercus spicata*).

A large timber-tree of the Himalaya and Khasia mountains, with alternate, simple, entire, coriaceous, shining, stipulate leaves, axillary, long, erect spikes of small monœcious flowers, and sessile acorn-fruits.

<i>Organ.</i>	<i>No.</i>	<i>Cohesion.</i>	<i>Adhesion.</i>
♀ Perianth. <i>leaves.</i>	?	Gamophyllous.	Superior.
♂ Stamens.	± 10	Decandrous.	...
♀ Pistil. <i>carpels.</i>	3	Syncarpous.	Inferior.
Seed solitary, exalbuminous.			

OBSERVE the various modifications of the involucre surrounding the acorn in different species of Oak and Chestnut (*Castanea*). In some Oaks it is closed over the fruit, splitting into valves when ripe (as in Chestnuts); in others (as is usually the case in Oaks), it forms a cup, covered with numerous imbricating scales, or prickles, or a series of rings. In other genera, not Indian, as the Hazel and Hornbeam, the involucre consists of two or three leafy bracts, which enlarge after flowering. Observe, also, the constant abor-



tion of all the ovules contained in the ovary excepting one, as the fruit ripens, so that it is one-seeded, and, by suppression, also one-celled.




FIG. 176. Acorns of Indian species of Oak (*Quercus*).

The Family is one of very great importance in temperate countries, especially the genera Oak, Beech (*Fagus*), and Chestnut. In India, Oaks and Chestnuts are confined to the Himalaya and mountains of the Malay peninsula, where the species of Oak are very numerous, differing, generally, from the European species in their larger, often undivided, and more coriaceous leaves.

The chief value of the Family depends upon the species affording timber. Of these, by far the most important is the English Oak (*Quercus Robur*), the wood of which is invaluable wherever strength and durability are needed.

Several Oaks abound in astringent principles, and the bark of the English Oak, and acorn-cups of the Valonia (*Q. Ægilops* and allied species), are largely used in Britain by tanners. Gallic acid—used in making ink, from the intense black colour of its combination with salts of iron—and tannin are chiefly obtained from galls produced upon scrubby Oaks of Asia Minor by the puncture of insects. The gall is a diseased development of tissue induced by the puncture. Cork is the outer bark of a South European and Mediterranean Oak. It is collected at intervals of six to ten years, after the tree has attained an age of about thirty years. The bark is heated, flattened under weights, and then slowly dried. The process of barking is said not to injure the tree.

87. Natural Order, *Thymelaceæ*.—The Spurge-Laurel Family.

Shrubs with stringy bark. Ovary free, one-celled (or two-celled), with one pendulous ovule in each cell.

TYPE—Paper Daphne (*Daphne papyracea*).

A shrub (native of the Himalaya) with alternate, entire, smooth leaves, and terminal heads of regular white flowers.

<i>Organ.</i>	<i>No.</i>	<i>Cohesion.</i>	<i>Adhesion.</i>
Perianth. <i>leaves.</i>	4	Gamophyllous.	Inferior.
Stamens.	8	Octandrous.	Epiphyllous.
Pistil. <i>carpel.</i>	1 (?)	Apocarpous (?).	Superior.
Seed solitary, pendulous, exalbuminous.			

OBSERVE the remarkable tenacity of the fibre of the inner layer of the bark (*liber*), used to make a tough paper in Northern India: the stamens in two series, four above, four below.

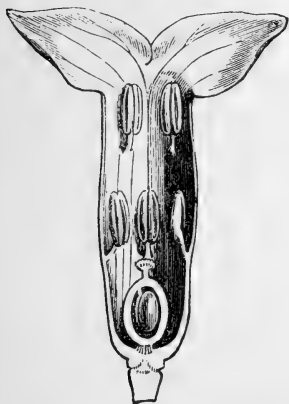


FIG. 177. Vertical section of flower of *Daphne*.



FIG. 178. Vertical section of fruit of same, showing a solitary suspended seed.

The West Indian Lace-bark (*Lagetta*) belongs to this Family, nearly all the species of which are characterised by a similar tough liber. A near ally of the *Daphnes* is the rare Eagle-wood (*Aquilaria Agallocha*), with a fragrant resinous wood. It may be taken as a Sub-type of the Family, from which it differs in its two-celled ovary and dry dehiscent fruit.

#### 88. Natural Order, *Santalaceæ*.—The Sandalwood Family

Herbs, shrubs, or trees, with alternate or opposite entire leaves. Stamens opposite perianth-lobes. Ovary adherent, with ovules suspended from a free central placenta.

TYPE—Sandalwood (*Santalum album*).



FIG. 179 Sandalwood (*Santalum album*).

A tree with fragrant wood, opposite, entire, smooth leaves, and short, axillary and terminal panicles of small flowers, at first pale yellow, then rusty purple.

<i>Organ.</i>	<i>No.</i>	<i>Cohesion.</i>	<i>Adhesion.</i>
Perianth. <i>leaves.</i>	4	Gamophyllous.	Superior.
Stamens.	4	Tetrandrous.	Epiphyllous.
Pistil. <i>carpels.</i>	3 (?)	Syncarpous (?).	Inferior.

OBSERVE the stamens, opposite to the lobes of the perianth: small scales alternating with the stamens: the ovules attached to a free central placenta. By the latter character the Sandalwoods may be distinguished from the Mistletoe Family, to which they are nearly allied. Some of the *Santalaceæ* are parasitical.

The wood of *Santalum album* affords, on distillation, a fragrant oil much used in India as a perfume.

89. Natural Order, *Elæagnaceæ*.—The Oleaster Family.

Trees or shrubs, more or less covered with silvery scurf-scales. Base of perianth-tube persistent over a free, one-celled ovary. Ovule erect.

TYPE—*Elæagnus* (any Indian species).

Shrubs or trees, more or less covered with minute shining scales, with alternate, entire leaves, and small, axillary, fascicled, regular flowers.

<i>Organ.</i>	<i>No.</i>	<i>Cohesion.</i>	<i>Adhesion.</i>
Perianth. <i>leaves.</i>	4	Gamosepalous.	Inferior.
Stamens.	4	Tetrandrous.	Epiphyllous.
Pistil. <i>carpel.</i>	1 (?)	Apocarpous (?).	Superior.
Seed solitary, erect.			

OBSERVE the scurf-like peltate scales, which more or less abundantly cover all the young parts and the under surface of the leaves; scraped off with a knife, they are interesting objects under the microscope: the base of the perianth-tube, which persists as in *Nyctagineæ*, closely investing the

ovary as a false pericarp. In some species the fruit is succulent; that of *E. orientalis* is used in dessert under the name of Trebizonde Dates.

The Family is a very small one, and principally confined to the Old World.

90. Natural Order, *Myristicaceæ*.—The Nutmeg Family.

Trees or shrubs, with alternate entire leaves, and inconspicuous diœcious flowers. Fruit one-celled, one-seeded. Albumen ruminated.

TYPE—The Nutmeg-tree (*Myristica fragrans*)

An introduced tree, thirty to forty feet high, with alternate entire leaves, small, yellowish, supra-axillary, diœcious flowers, and one-seeded, drupaceous (dehiscent) fruits.

<i>Organ.</i>	<i>No.</i>	<i>Cohesion.</i>	<i>Adhesion.</i>
Perianth. <i>leaves.</i>	3	Gamophyllous.	Inferior.
♂ Stamens.	9-12	Monadelphous.	...
♀ Pistil. <i>carpel.</i>	1	Apocarpous.	Superior.
Seed solitary, arillate, with ruminated albumen.			

OBSERVE the acrid juice of the bark, staining red: the scarlet aril, forming a coarse network over the seed, laid bare, by the fleshy pericarp dehiscing, when ripe, in two valves: the albumen, interrupted by folded plates of a different tissue; such albumen is said to be ruminated (*see* Custard-Apple Family, p. 151): the spreading (divaricate) cotyledons of the minute embryo.

A small tropical Family, including but few species of importance besides that employed as Type, the seed of

which is the Nutmeg of commerce, and the aril Mace. The Nutmeg-tree is said to be indigenous in the Moluccas, though now widely dispersed in the Indian Archipelago. Aromatic fruits, more or less resembling the Nutmeg, are afforded by several other species of the genus *Myristica*.

91. Natural Order, *Lauraceæ*.—The Laurel Family.

Trees or shrubs, with entire, usually evergreen leaves (*Cassytha* is leafless and parasitical). Anthers opening by valves. Seed solitary, exalbuminous.

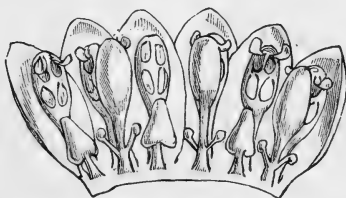


FIG. 180. Perianth of *Cinnamomum* laid open, showing the stamens and staminodes.

TYPE—Cinnamon Shrub (*Cinnamomum zeylanicum*).

A small tree or shrub, with subopposite, entire, smooth, coriaceous, three-nerved leaves, and loose terminal and axillary panicles of small, greenish-white flowers.

<i>Organ.</i>	<i>No.</i>	<i>Cohesion.</i>	<i>Adhesion.</i>
Perianth. <i>leaves.</i>	6	Gamophyllous.	Inferior.
Stamens.	9	Enneandrous.	...
Pistil. <i>carpel.</i>	1	Apocarpous.	Superior.
Seed solitary, exalbuminous.			

OBSERVE the three staminodia, alternating with the innermost stamens: the dehiscence of the anthers by four cells, each opening by a recurved valve, as in the Barberries: three of the nine perfect stamens, with lateral glands attached to their filaments, have the valves of their anthers opening inwards.



FIG. 181. An Indian species of *Cassytha*, somewhat reduced; with a fragment of the plant upon which it preys.

The genus *Cassytha* is a singular Sub-type, bearing the same relation to the rest of the Family that *Cuscuta* bears to the Convolvulus Family. The species are leafless twining parasites. The flowers differ but slightly from those of the true Laurels.

In some Indian genera (*Litsaea*, *Tetranthera*, &c.) the flowers are dioecious, and in clusters or umbels. The Laurel Family is chiefly confined to tropical countries; several species, however, extend as far northward as Japan in Eastern Asia, and one, the Victor's Laurel (*Laurus nobilis*), reaches the South of Europe. Many species are aromatic; none more so than our Type, the bark of which is the Cinnamon of commerce.

Allied species of *Cinnamomum* afford Cassia. Camphor is obtained by distillation from the wood of a Chinese species of *Cinnamomum* (*C. Camphora*).

92. Natural Order, *Piperaceæ*.—The Pepper Family.

Jointed herbs or shrubs with alternate or opposite simple



leaves. Flowers in dense spikes or racemes. Perianth o. Ovary one-celled, one-ovuled.

TYPE—The Betle (*Chavica Betle*).

A smooth, woody, climbing or creeping, jointed plant giving off numerous adventitious roots, with alternate, cordate, seven- or nine-nerved leaves, and leaf-opposed, drooping catkins of minute, diœcious flowers.

OBSERVE the flowers, borne in the axils of minute, peltate, shortly-pedicelled bracts: the minute embryo and double albumen.

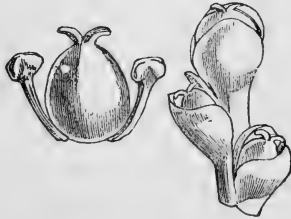


FIG. 182. Portion of spike and detached hermaphrodite flower of Pepper (*Piper*).

The Peppers are almost wholly a tropical Family, abounding in the hottest regions of South America, India, and the Indian islands. They generally agree in habit with our Type, though some of them are low, prostrate herbs.

Many species are aromatic, or pungent and biting. The Type-species is universally cultivated in India as a masticatory, being chewed with lime and the nut of the Areca Palm. The root of *Piper methysticum* is similarly employed in the Pacific islands under the name of Kava.

Black pepper is the unripe, dried berries of *P. nigrum*; white pepper the same berries allowed to ripen, with the

pulpy coat removed. Long pepper is the dried flower-spikes of *Chavica Roxburghii*.

The Family affords some valuable medicines, and several species are employed as such by the natives of India.

93. Natural Order, *Coniferæ*.—The Pine Family.

Branching trees with simple, usually evergreen leaves. Ovules naked (fertilised by direct contact of the pollen).

TYPE—The Cheer Pine (*Pinus longifolia* [Cheersullan, Sarut]).

A tree of the Himalaya, with long, acicular, evergreen, ternate leaves, naked, monoëcious flowers in catkins, and a multiple fruit (cone).

[No species of Pine is native in the Peninsula.]

From the extreme simplicity of the flowers of *Coniferæ*, the usual schedule is not suited to exhibit their structure in a tabular form.

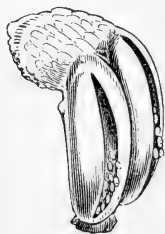


FIG. 183. Staminal scale of Pine.



FIG. 184. Ovule-bearing scale of same.

The male flowers of Pine (*Pinus*) are arranged in short catkins, consisting of minute, imbricating scales, each scale bearing two anther-lobes upon its under surface.

The female flowers, also, are in small, dense, cone-like catkins, consisting of small scales, each scale bearing upon

the base of its upper side a pair of inverted ovules. As the scales are closely imbricated, the ovules are concealed; but they may be easily found by breaking the flowering cone across the middle, when some of them are sure to be exposed.

Some botanists are of opinion that the scales to which the ovules are attached are open carpellary leaves. In any case, the ovules are naked, so that the pollen-grains fall directly upon the ovules. Hence the term *gymnospermous* applied to the Family, in contradistinction to *angiospermous* applied to all other flowering plants in which the ovules are fertilised through the medium of the stigma of a carpellary leaf. In the fruit the ovule-bearing scales are much enlarged, and hard and woody in texture, each scale bearing upon its upper surface a pair of seeds which ultimately separate, each often with a membranous wing derived from a superficial layer of the ovule-bearing scale.



FIG. 185.  
Scale of cone of  
Pine, bearing two  
winged seeds.

The scales, both of flower and fruit, are arranged upon common axes in the form of a cone; hence the name *Coniferæ* applied to the Pine Family.

In Cypress (*Cupressus sempervirens*, an exotic species), Yew (*Taxus baccata*), and Juniper (*Juniperus communis*), this Type is slightly departed from, though all agree in the naked ovules of the female flowers.

In Cypress, the scale of the male catkins bear four anther-cells, and the ovules are numerous and erect in the axils of a small number of scales arranged in a head. These scales become woody and peltate, constituting a modification of the cone called a *galbulus*.

In Yew, the male flowers consist of peltate scales, bearing about six (three to eight) anther-cells ; the female flowers of solitary ovules, around each of which a succulent, pink-coloured disk develops as they mature, enclosing and overtopping the fruit.

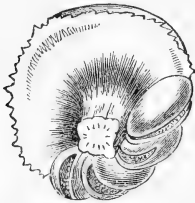


FIG. 186. Scale of male inflorescence of Cypress.



FIG. 187. Scale of female inflorescence of same.

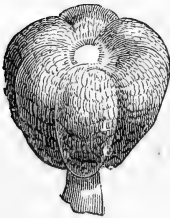


FIG. 188. Stamen of Yew.



FIG. 189. Female flower of same.

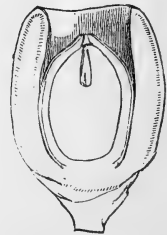


FIG. 190. Vertical section of fruit of same.

In Juniper, the anther-scales are four-celled, and the ovules three in number, one at the base of each of three connate scales, which form a succulent galbulus when the seeds are ripe.

OBSERVE, under the compound microscope, the pollen-grains of Pine. Each grain bears at its two extremities an inflated vesicular dilatation of the outer coat of the pollen-grain, which may probably have something

to do with the mode of transference of the pollen from the male flowers to the ovules, which is due to the wind. Dense clouds of the pollen are carried in the air often to a considerable distance, giving rise sometimes to so-called "showers of sulphur." When the pollen finds its way to the apex of the ovule the extine, or outer coat of the grain, shrivels up and separates from the intine. At about the same time a portion of the protoplasmic contents of the grain accumulates at about the middle of its broadly-rounded back and becomes separated from the rest by the formation of a cell-wall, convex towards the cavity of the parent-cell. The new cell is much the smaller of the two and undergoes no further change (in Pine), while the intine of the larger one grows out directly into the pollen-tube, the complete elongation of which is not attained until about a year after the shedding of the pollen in those Firs in which the fruit is of biennial maturation.

In Pine the embryo-sac originates in the axis of the ovule as in Angiosperms, but it is usually imbedded rather deeply in its substance. It becomes early filled, long previous to contact of the pollen-tube, with cellular tissue (an endosperm) originating by free-cell formation like the endosperm of Angiosperms. Certain of these cells in the embryo-sac near its upper boundary enlarge as *secondary* embryo-sacs (formerly called *corpuscula* and by some now called *archegonia*, upon the assumption of their homology with the so-called organs of vascular cryptograms), within each of which, upon contact of the pollen-tube, the formation of several embryos is determined by the repeated division, in the direction of the axis of the ovule, of a cell at the base of the cavity of the secondary embryo-sac. Upon the number of longitudinal divisions of this cell (first stage of the *pro-embryo*) depends

the number of possible embryos. Each cell resulting from this division then repeatedly divides transversely, and at the same time grows down into the substance of the endosperm, which increases rapidly in bulk and finally displaces the entire nucleus of the ovule. Of all the nascent embryos contained in the same fertilised ovule but one attains maturity, the rest being arrested at an early stage. As the endosperm is not all absorbed during maturation, the seed is albuminous.

Besides the peculiarity in the structure of the flower of Coniferæ, the Order is characterised by the absence of vessels in the wood, which consists of tapering wood-cells,



FIG. 191. Female inflorescence of Juniper.



FIG. 192. Seed of same, bearing a few resin-receptacles.

marked on the sides, towards the medullary rays, with circular disks, which answer to the margins of minute, lenticular, intercellular cavities occurring between the "pits" of adjacent cells. In the Pines and allied species, the cotyledons are usually numerous, varying from three to eighteen; hence the term *polycotyledonous* applied to them. As in other respects the structure of the Coniferæ approaches that of Dicotyledons, they are usually classed along with them as an anomalous Family.

OBSERVE, also, the different forms and the arrangement of the leaves in Coniferæ. In Fir, for example, there are two forms of leaf, viz. small, brown, scaly leaves on the main branches, the internodes of which lengthen out, and in the action of each of these scaly leaves a single pair of, or fascicles of three or five, long acicular leaves, sheathed at the base by scale-leaves. The long acicular leaves are borne upon axillary arrested branches. In Larch (*Larix*) and Deodar (*Cedrus*) the acicular leaves are numerous, in dense fascicles. The former species is well adapted to show the true nature of these fascicles of leaves, some of which lengthen out into branches during the summer. Indeed, the fruit-cones occasionally lengthen out in this way into leaf-bearing branches, illustrating the homology subsisting between the bract-scales of the cone and the scale-leaves of the branch.

The leaves of many species of Pine persist several years. The Larch is deciduous.

The Pine Family acquires high importance from the number of species which it includes affording valuable timber, and also from the resinous products obtained from several of them.

Differing very much in habit from the Type, and generally treated as a distinct Family, is the group *Gnetaceæ*, represented in India by species of *Gnetum* and *Ephedra*, the latter confined to the Himalaya.

The Gnetums are climbing shrubs with jointed stems, opposite, shining, entire leaves, and axillary spikes of verticillate, monœcious flowers. The male flowers each consist of a single stamen; the female, of a naked ovule, terminating above in a long, tubular prolongation of its coat, resembling a style, and enclosed in an undivided perianth. The fruit is an oblong drupe; in at least one species edible.

The Ephedras are leafless, much-branched shrubs, growing in desert regions of the temperate zones. Associated with *Gnetum* and *Ephedra* is the genus *Welwitschia*, a most extraordinary and very anomalous dwarf tree of South Africa, attaining a great age, with a table-like trunk seldom raised more than six or twelve inches above the sand in which it grows, and a single pair of leaves, persisting through the lifetime of the tree, and believed to be the first pair of leaves after the cotyledons.

94. Natural Order, *Cycadaceæ*.—The Cycas Family.

Unbranched, palm-like trees with a terminal crown of pinnate leaves.

TYPE—*Cycas revoluta*.



FIG. 193. *Cycas revoluta*.

An unbranched, palm-like tree, sometimes ten to twelve feet high, common in gardens, bearing a crown of pinnate leaves with numerous, rigid, revolute-margined leaflets, and diœcious flowers in large terminal cones.



Differing principally from the Pine Family in the simple stem, marked with the scars of fallen leaves, the structure of the wood, and the pinnate leaves.

The scales of the male cones, which correspond to single anthers of ordinary flowers, bear upon their under surface very numerous, scattered, and clustered cells containing pollen-grains. The ovules are borne upon the margins of the scales of the female cones. From the seeds of an Indian species commonly planted in Malabar and Ceylon a useful flour is obtained, which is used by the poorer natives. From the pith of some other species a coarse sago is collected. Fossil remains indicate that Cycadeous plants were very abundant in Europe at the time of the deposition of the chalk, and during the early tertiary period. They are now principally confined to Mexico, South Africa, and Australia. Our Type-species of the Family is a northern outlier at the present period, native in China and Japan.

#### MONOCOTYLEDONS.

##### SPADICIFLORÆ.

#### 95. Natural Order, *Palmaceæ*.—The Palm Family.

Stem woody. Perianth six-leaved. Leaves pinnately or palmately divided.

TYPE—Cocoa-nut Palm (*Cocos nucifera*).

A tall, unbranched tree, with a terminal plume of large, pinnate leaves, much-branched spadices of small, monoëcious flowers from the axils of the outer leaves of the crown, and large fruits (Cocoa-nuts), with a fibrous epicarp.

OBSERVE the germination of a Palm, the sheathing portion of the cotyledon often penetrating, at the expense of the large store of albumen, to a considerable depth in the soil before the development of the plumule : the woody stem,

varying in height and form in different species, sometimes prostrate, forming a rhizome, or cable-like, but usually erect and nearly cylindrical, bearing the persistent bases of fallen

<i>Organ.</i>	<i>No.</i>	<i>Cohesion.</i>	<i>Adhesion.</i>
Perianth. <i>leaves.</i>	6	Polyphyllous.	Inferior.
Stamens.	6	Hexandrous.	...
Pistil. <i>carpels.</i>	3	Syncarpous.	Superior.
Seed large, solitary, albuminous.			

leaves, or exhibiting the ring-like scars which they leave. It is rarely branched, as in the Egyptian Doum Palm (*Hyphaene*), an erect-growing species. The wood is often extremely hard outside, and very soft within. It is well adapted to illustrate the independence of the vascular cords, characteristic of Monocotyledons (see page 118). Observe, also, the variety in structure of the fruit; the three carpels of which it is normally composed are usually coherent, but sometimes, as in *Chamærops*, *Rhapis*, and *Phœnix* (the Date), the fruit is apocarpous. In the more important Indian genera it is syncarpous, and one-celled from the suppression of two cells, as in *Cocos* and the Betel (*Areca*),—or three-celled, as in *Arenga*, *Caryota*, *Calamus*, *Borassus*, and others. The structure of the pericarp is particularly variable. In the Cocoa-nut (*Cocos*) the epicarp is fibrous, affording the coir fibre of commerce; the endocarp, a hard shell. In the Date (*Phœnix*) the pericarp is fleshy and sweet. In the Rattans or Rotangs (*Calamus*), and Sago palm (*Sagus*), the fruit is covered with numerous, hard, imbricating scales. In the Palmyra Palm (*Borassus*) it is a huge drupe, with three large, fibrous, one-seeded pyrenes.

The useful products of this princely Family are so infinitely numerous that a few only of the more important, afforded by Indian species, can be referred to here.

The wood of several species is used in building and other constructions. The hard outer portion of the trunk is exported to Europe for walking-sticks and umbrellas. Canes or Rattans, the flexible stems of species of *Calamus*, are also largely exported from the Malay peninsula, for use in seating chairs, &c. The pith-like tissue of the inside of the trunk of *Sagus*, growing in the Archipelago, affords abundant farinaceous matter, from which sago is prepared for home use and exportation. The saccharine juice of species of *Phoenix*, *Borassus*, *Caryota*, and other genera, is collected and fermented as palm-wine, distilled for arrack, or boiled down for sugar.

Of the leaves numerous applications are made. Strips are worked up into baskets, and punkahs are made of the large fan-leaves of the Palmyra (*Borassus*). Books are made of strips of the leaves of the Palmyra and Talipot (*Corypha*) Palms.

The Cocoa-nut, collected as food and for the sake of its excellent oil, and the astringent seeds, with ruminated albumen, of the Betel (*Areca Catechu*), universally chewed in tropical Asia, are the most important Indian fruit-products of the Family. The resin called Dragon's-blood is principally obtained from a species of *Calamus*.

Palms are almost exclusively tropical, abounding in the hot and humid parts of Asia and South America. The species are proportionately less numerous in Africa, though on the western coast of that continent grows one of the most useful members of the group,—the Oil Palm (*Elais*). The oil obtained from the fruit is largely consumed in England in the manufacture of soap and candles. The

species are generally restricted in the area over which they extend. The Cocoa-nut is one of the most widely dispersed, occurring on the shores of most tropical countries. A few Palms reach as far north as China, Japan, and the United States, while a single species is native of Southern Europe,—the Dwarf Fan Palm (*Chamærops humilis*).

96. Natural Order, *Pandanaceæ*.—The Screw-Pine Family.

Stem woody or herbaceous. Leaves linear (except *Nipa*). Flowers sessile, in heads or spikes. Perianth 0 (except in *Nipa*, ♂).

TYPE—*Pandanus odoratissimus*.

A forking or unbranched tree, everywhere planted, giving off buttress-like adventitious roots, with a terminal crown of long, prickly leaves arranged in three spiral rows, and dioecious flowers: the males delightfully fragrant, in long, pendulous, leafy, paniced spikes; the female is a terminal one.

The flowers are achlamydeous, the stamens being crowded upon the spadices, and often cohering in bundles; the carpels one-celled and one-ovuled, densely packed on the female cone. The multiple fruit consists of a number of closely-packed fibrous one-seeded drupes.

The Screw-Pines derive their appellation not from any resemblance to the Pine Family, but rather from the similarity of their foliage to that of the Pine-apples (*Bromeliaceæ*), and especially to that of the Pine-apple itself (*Bromelia Ananas*), a tropical American plant much cultivated in hot climates.

OBSERVE the tendency to form adventitious roots from the lower part of the trunk: the forked branching of the trunk, unusual amongst arborescent Monocotyledons: the trifarious (three-rowed) arrangement of the leaves, with their prickly margins and keel.

The leaves make a good thatch, and are used for matting. The fibrous roots serve as cordage, and also, when cut up, as corks.

A near ally of the Screw-Pines is the dwarf, palm-like *Nipa fruticans*, abundant in the Sunderbunds. The leaves

TYPE—*Pandanus odoratissimus*.



FIG. 194. Screw-Pine (*Pandanus odoratissimus*), showing aerial roots from the lower part of the trunk.

are pinnate, and the small flowers are provided with six-leaved perianths.

97. Natural Order, *Typhaceæ*.—The Bullrush Family.

Marsh herbs with linear leaves, and spicate or capitate, monœcious flowers. Perianth 0. Fruit a dry one-seeded nut.

TYPE—*Typha elephantina*.

A perennial herb, growing on the borders of tanks and lakes, with radical ensiform leaves, and a tall scape terminating in a cylindrical inflorescence, of which the lower portion consists of female, the upper, separated by a short interval, of male flowers, very densely packed.

The flowers are achlamydeous; the males consisting of two or four stamens, the female of a pedicellate pistil, with a one-celled ovary, surrounded by a whorl of hair-like filaments, representing a perianth.

The leaves are used for matting, and are said to be tied up in bundles to serve as swimming floats. The pollen is collected, and made up into cakes, and eaten as bread, in Western India.

98. Natural Order, *Aroideæ*.—The Arum Family.

Stem herbaceous, or woody, or wanting, with leaves usually net-veined. Flowers monoecious (sometimes dioecious or hermaphrodite), sessile on a spadix. Perianth usually 0, or of minute scales.

TYPE—Kuchoo or Kachalu (*Colocasia antiquorum*).

A stemless, perennial herb, extensively cultivated, with large, radical, peltate, arrow-head leaves and monoecious achlamydeous flowers arranged upon a fleshy spike (*spadix*), enclosed in a yellowish sheathing bract (*spathe*).

The lower portion of the spadix is occupied by numerous female flowers, each consisting of pistil only, with one-celled ovary and several ovules upon two or three placentas. Adjoining and above the female flowers are some abortive pistils, then a number of closely-packed male flowers, each reduced to a single two-celled anther, opening by minute pores at the top. The anthers cohere, side by side, in masses. The spadix is prolonged beyond the crowded stamens into an acute "appendix," which takes no part in

reproduction, and which is absent in the allied, ornamental "Lily of the Nile" (*Richardia æthiopica*) of gardens.

The entire spadix and spathe are liable to be mistaken by beginners for a single flower; but a comparison of our Type-species with other genera removes all doubt, and proves the spadix to be an inflorescence, bearing innume-



FIG. 195. *Colocasia antiquorum*, much reduced.

erable flowers. In the *Richardia* of South Africa (not of the Nile, at its familiar name would imply,) the pistils are each surrounded by three abortive stamens (*staminodia*), and in the common Indian climbing *Pothos* the flowers are hermaphrodite, each with a six-leaved perianth.

The Type-species, and several allies of the same and of different genera, are very valuable food-producing plants. widely cultivated in the tropics.



FIG. 196. Spathe and spadix of *Colocasia antiquorum*.

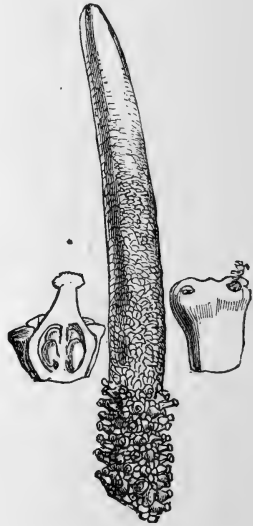


FIG. 197. Spadix removed of *Colocasia*. A detached stamen to the right; a pistil and surrounding scales to the left.

In India the *Colocasia* is propagated by offsets from its tubers, which grow to a large size, and contain abundance of excellent farinaceous matter, from which the acrid juice, characteristic of the Family, is driven off by the process of



cooking. It is a variable plant, as are most largely cultivated species, and some of its varieties have been separated as distinct species. The aromatic *Acorus Calamus*, with sword-shaped leaves, common in Indian gardens, is a very widely dispersed member of the Family; occurring in England, through Europe and temperate Asia, and also in North America. The fragrant rhizome is chewed, made up as a confection, or used medicinally.

The leaves of *Colocasia* and some of its allies, growing in swampy places, distil water from a minute pore at the tip, to which point free canals, in the substance of the leaf, converge. This process supplements the transpiration from the surface of the leaf, and is most abundant when transpiration is checked by the moisture of the atmosphere.

99. Natural Order, *Pistiaceæ*.—The Duckweed Family.

Floating herbs, in *Lemna* consisting of minute, leaf-like fronds.

TYPE—*Pistia Stratiotes*.

A floating herb, with tufted obcordate-cuneate radical leaves, numerous fibrous roots hanging in the water, and minute spathes with adherent spadices rising from the middle of the tuft.

The annexed cut will explain the inflorescence of *Pistia* better than a verbal description. The spadix is adherent to the spathe, and terminates in a small head of five adherent four-celled anthers. Immediately below the head of the anthers is the stigma. The ovary is one-celled and adherent, containing several ovules.

This little lettuce-like plant is gigantic



FIG. 198. Spathe of *Pistia*, in longitudinal section.

compared with the minute representatives of the Family in Europe, belonging to the genus Duckweed (*Lemna*). Their fronds are everywhere common, floating in stagnant water. Some species of *Lemna* occur in India.

100. Natural Order, *Taccaceæ*.—The Tacca Family.

Herbs, with radical leaves and scapes, bearing umbellate flowers.

TYPE—*Tacca pinnatifida*.

A perennial herb, cultivated in Southern India, with large, tripartite, radical leaves with pinnatifid lobes, and long scapes bearing an involucrate umbel of greenish flowers.

<i>Organ.</i>	<i>No.</i>	<i>Cohesion.</i>	<i>Adhesion.</i>
Perianth. <i>leaves.</i>	6	Gamophyllous.	Superior.
Stamens.	6	Hexandrous.	Epiphyllous.
Pistil. <i>carpels.</i>	3	Syncarpous.	Inferior.

This species is cultivated all through Polynesia for the sake of its mealy tubers. The Family is a very small one, and confined to the tropics of the Old World.

#### PETALOIDEÆ.

101. Natural Order, *Dioscoreaceæ*.—The Yam Family.

Usually twining herbs, with net-veined, simple or digitate leaves. Flowers unisexual. Perianth six-lobed. Ovary inferior, three-celled.

TYPE—*Dioscorea sativa* (or any other species of Yam).

A twining herb, with alternate, more or less cordate leaves, axillary spikes of very small dioecious flowers; the

males in slender panicles, the females in simple spikes ; and three-lobed, capsular fruits.

<i>Organ.</i>	<i>No.</i>	<i>Cohesion.</i>	<i>Adhesion.</i>
Perianth. <i>leaves.</i>	6	Gamophyllous.	Superior
♂ Stamens.	6	Hexandrous.	Epiphyllous.
♀ Pistil. <i>carpels.</i>	3	Syncarpous.	Inferior

A small Family, widely spread through hot countries ; one species with berried fruits representing it in Britain. The species much resemble the Sarsaparilla Tribe of the Lily Family in habit, with which they agree in having net-veined leaves. The inferior ovary, however, at once distinguishes them. The species are generally acrid, but, in those affording the large tuberous roots called Yams, this acidity, when present, is removed by cooking. Several variable species are cultivated for Yams in nearly all tropical countries. Their culture is believed to have spread from South-Eastern Asia and the Archipelago.

OBSERVE the minute green bulbels often borne in the axils of the leaves of the Type-species.

102. Natural Order, *Liliaceæ*.—The Lily Family.

Herbs (in *Dracæna* shrubs or trees), with a six-leaved petaloid perianth. Ovary superior, three-celled.

TYPE—*Dracæna ferrea*.

<i>Organ.</i>	<i>No.</i>	<i>Cohesion.</i>	<i>Adhesion.</i>
Perianth. <i>leaves.</i>	6	Gamophyllous.	Inferior.
Stamens.	6	Hexandrous.	Epiphyllous.
Pistil. <i>carpels.</i>	3	Syncarpous.	Superior.

An erect, shrubby or arborescent (Chinese) plant, common in Indian gardens, with terminal crowns of red-brown leaves, and large, terminal panicles of small, white or purplish, racemose flowers.

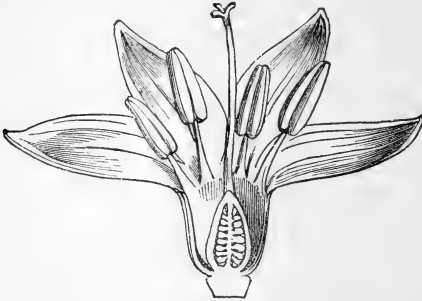


FIG. 199. Flower of *Dracæna*, in longitudinal section.

A large Family, including several marked Sub-types, differing from each other in habit rather than in the structure of their flowers. They do not form a conspicuous feature in Indian vegetation ; several, however, are greatly prized in

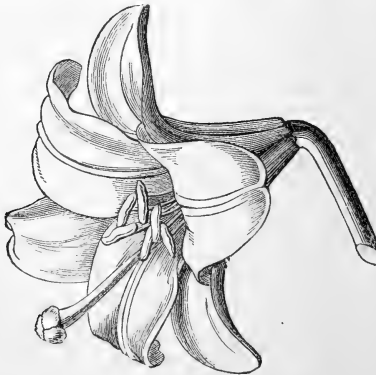


FIG. 200. Flower of Lily (*Lilium*).

gardens for the beauty of their flowers. Amongst the latter few are more showy than the *Gloriosa (Methonica) superba* of Indian forests, with its climbing, herbaceous stem, aided by tendrils terminating the leaf-blades.

The African genus *Aloe* (not the so-called American *Aloe (Agave)* belonging to the Amaryllis Family) and the Adam's Needle (*Yucca*) belong to the Lily Family, as do the cultivated herbs Garlic, Onion (*Allium*), and Asparagus.

Bowstring Hemp is a tenacious fibre obtained from the leaves of an Indian species of *Sansevieria*. *Phormium tenax* of New Zealand yields a similar most valuable fibre.

*Peliosanthes Teta*,—a stemless perennial, with plaited radical leaves, and small, green, racemose flowers,—represents an Indian Sub-type in which the ovary is partially inferior. The Sarsaparillas (*Smilax*) form a Tribe, sometimes regarded as a distinct Family, differing from the true Lilies in having net-veined leaves, climbing stems, and small diœcious flowers. They resemble the Yams (*Dioscorea*) in appearance. The species are widely spread, and several occur in India.

### 103. Natural Order, *Juncaceæ*.—The Rush Family.

Herbs. Perianth-leaves scarious. Stamens six. Ovary superior.

TYPE—*Juncus bufonius*.

A small, tufted, much branched, annual weed, with inconspicuous, solitary, or fascicled flowers scattered along the stems in the axils of slender leafy bracts.

This small Family scarcely differs from the preceding, excepting in the dry texture of the small six-leaved perianth, and in the very minute embryo. The species employed as Type is a common, very widely spread weed, in places liable to

inundation and near water, especially in temperate countries, to which, indeed, the Rush Family is mainly confined. The Type differs much in habit from other common species of the same genus, in most of which the inflorescence forms a small panicle, either terminating the slender cylindrical stem, or apparently given off from the side of it. The leaves of Rushes are often transversely divided by plates of pith, so that they seem to be jointed.

104. Natural Order, *Commelynaceæ*.—The Spiderwort Family.

Herbs. Three outer leaves of perianth herbaceous; inner petaloid. Ovary superior, usually three-, sometimes two-celled.

TYPE—*Commelyna benghalensis*.

A branched, creeping, more or less hairy, perennial herb, with sheathing leaves and hooded bracts, enclosing one male and two or three hermaphrodite, bright blue flowers.

<i>Organ.</i>	<i>No.</i>	<i>Cohesion.</i>	<i>Adhesion.</i>
Perianth. <i>leaves.</i>	6	Polyphyllous.	Inferior.
Stamens.	6	Hexandrous.	Hypogynous.
Pistil. <i>carpels.</i>	3	Syncarpous.	Superior.

In this Family, as in the Water Plantains, the perianth consists of outer sepaloid and inner petaloid segments, as is usual in Dicotyledons. In most Monocotyledons with conspicuous flowers all the leaves of the perianth are petaloid.

OBSERVE the filaments in some genera (*Cyanotis*, &c.), bearded (*stupose*), with moniliform hairs, in the cells of which

the movement of currents of viscid protoplasm may be observed under a high magnifying power: the minute embryo embedded in a cavity at one side of the albumen.

Very few species of this widely dispersed (but not large) tropical or sub-tropical Family are turned to any account.

105. Natural Order, *Eriocauloneæ*.—The Pipewort Family.

Aquatic or marsh herbs. Flowers minute, unisexual, in terminal heads.

TYPE—*Eriocaulon sexangulare* (or *E. quinqueangulare*).

A small aquatic herb of rice-fields and wet places, with narrow, grass-like leaves, and small, involucrate heads of minute monœcious flowers.

<i>Organ.</i>	<i>No.</i>	<i>Cohesion.</i>	<i>Adhesion.</i>
Perianth. <i>leaves.</i>	6	Gamophyllous. (two series.)	Inferior.
♂ Stamens.	6	Hexandrous.	Epiphyllous.
♀ Pistil. <i>carpels.</i>	3	Syncarpous.	Superior.

*Eriocaulon* is the only large natural genus of the Family. It is very widely spread in both hemispheres, though particularly abundant in South America. The excessively minute flowers are arranged, like the florets of *Compositæ*, in terminal heads, borne by slender scapes.

Very few species are made use of by man.

106. Natural Order, *Pontederiaceæ*.—The Pontederia Family.

Aquatic herbs. Flowers petaloid, racemose, from the sheath of the last, or only leaf, of the scape.

TYPE—*Monochoria vaginalis*.

An aquatic herb, common in rice-fields and ditches, with radical, petiolate, cordate leaves, and racemes, apparently springing from the side of a petiole, of several rather large bright blue flowers.

<i>Organ.</i>	<i>No.</i>	<i>Cohesion.</i>	<i>Adhesion.</i>
Perianth. <i>leaves.</i>	6	Polyphyllous.	Inferior.
Stamens.	6	Hexandrous.	Epiphyllous.
Pistil. <i>carpels.</i>	3	Syncarpous.	Superior.

OBSERVE the raceme, borne upon a one-leaved scape; as the petiole is directly continuous with the scape, while the raceme is lateral, the latter appears to spring from the side of a petiole.

This species is employed for various purposes in Indian medicine.

The Family is a very small one, chiefly confined to the stagnant waters of hot countries.

107. Natural Order, *Orchidaceæ*.—The Orchid Family.

Epiphytal or terrestrial herbs, with irregular flowers. Stamen 1 (except *Cypripediæ*), anther gynandrous. Ovary inferior.

TYPE—*Dendrobium nobile*.

<i>Organ.</i>	<i>No.</i>	<i>Cohesion.</i>	<i>Adhesion.</i>
Perianth. <i>leaves.</i>	6	Gamophyllous.	Superior.
Stamen.	1	Monandrous.	Gynandrous.
Pistil. <i>carpels.</i>	3	Syncarpous.	Inferior.



An epiphytal herb, cultivated in gardens, with pendulous branches, emarginate leaves, and beautiful pale-sulphur or white and rose-coloured irregular flowers, with a purple eye.




FIG. 201. Flower of *Dendrobium nobile*, natural size.

The three outer leaves of the perianth are often called sepals, and the three inner leaves petals, in this Family. Of the three inner leaves, two are lateral and equal, and one (usually the lower one from the twisting of the ovary) different in form, often much larger than the sepals and lateral petals, sometimes lobed and jointed, sometimes very small. This odd petal is called the *labellum*. It is sometimes provided with a *spur* at its base containing nectar, much sought after by insects; the visits of which are in many cases absolutely necessary, in order that the flowers may be fertilised and good seed produced.

COMPARE the structure of the anther and pollen of *Dendrobium* with that of the Sub-types—

1. *Vanda Roxburghii*, an epiphyte, frequent on the Mango and other trees, with distichous, recurved leaves, and loose axillary racemes of chequered yellowish and purple flowers.

2. *Platanthera Susannæ*, an erect "terrestrial" herb with sheathing leaves, and a few very large white irregular flowers, with the lateral lobes of the spurred lip deeply fringed.



FIG. 202. *Platanthera Susannæ*, much reduced.

In each of these Sub-types, as in the Type-species, there is but a single stamen adherent to the stigma, or to a continuation of the pistil immediately above the stigma, called the *column*.

The anther is sessile and two-celled, each cell containing the pollen-grains cohering together into a waxy "pollen-mass" called a *pollinium*.

In *Platanthera* the two cells of the anther are erect and nearly parallel, diverging a little below. Each cell contains a club-shaped pollinium, connected below with a slender stalk called the *caudicle*. The caudicles terminate in minute disks or knobs, which nestle in a projection of the column immediately over the opening into the

long spur of the labellum. The pollinia of *Platanthera* are quite separate from each other, and with their caudicles and disks may be independently removed from the anther-cells.

In *Vanda* the two pollinia are connected to a single "pedicel" (as Mr. Darwin calls it), which pedicel is attached to a viscid disk at its lower end.

In *Dendrobium* the small two-celled anther is terminal, the anther-case forming a minute cap at the top of the column. It encloses four pollinia, connected in pairs, one pair in each cell of the anther. They are not provided with either a caudicle or viscid disk.



FIG. 203. Pollinia, caudicle, and gland of *Vanda*.

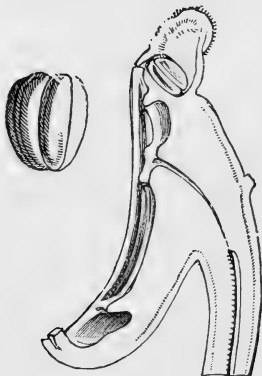


FIG. 204. Longitudinal section of column of *Dendrobium*. To the left the pollen detached.

From observations which have been recently published by Mr. Charles Darwin,\* it is shown that the peculiar modifications of the pollen characteristic of Orchids stand in relation to the part fulfilled by insects in securing their fertilisation. As his observations have not been generally extended to Indian species, I shall briefly describe the structure and mode of fertilisation in a common British Orchis, presenting, in the structure and relative position of

\* "On the Fertilisation of Orchids." Murray.

its anther, much similarity to that of the beautiful Indian *Platanthera* referred to above.

In the common Spotted Orchis of English meadows the anther is two-celled, the cells being parallel, and each containing a separate pollinium, with caudicle and disk, as in *Platanthera*. Both of the disks rest in a small, round, knob-like projection (the *rostellum*) at the base of the column and immediately over the viscid stigma and spur of the labellum.



FIG. 205. Pollinium of Orchis

Take the very fine stem of a grass or a finely-pointed pencil, and thrust it gently into the spur of a newly-expanded flower, which has not lost its pollen, just as an insect would insert its proboscis when in search of nectar. It will be found that the pencil does not fail to push against the projecting rostellum, so that the pouch-like membrane of the latter is pressed down and the pencil



FIG. 206. Flower of Spotted Orchis.

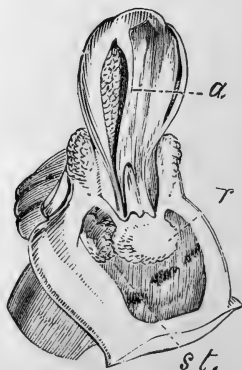


FIG. 207. Column of Spotted Orchis ;  $\alpha$  anther ;  $r$  rostellum ;  $st$  stigma.

comes in contact with the under viscid surface of one or of both of the little glands of the two pollen-masses. On withdrawing the pencil, the pollinia are found adhering firmly to it, for the viscid substance which bathes the glands sets hard in a few seconds when exposed. If the pollinia be carefully watched *immediately* after they are withdrawn from the anther, they may be observed to become inclined forwards to such an extent, that if, after the lapse of a minute or two, the pencil be thrust into the nectary of a second flower, the pollinia which adhere to the pencil will strike against the viscid stigmatic surface of the flower, and at least a portion of the pollen-grains will adhere to it and fertilise the ovules of the flower. The viscosity of the stigma is sufficient to overcome the strength of the delicate threads which bind the grains of pollen together.

From the peculiar relative arrangement of the pollen-masses and stigma in Orchids, Mr. Darwin has shown that the flowers can be but very exceptionally self-fertilised. Almost invariably insect aid is required to transport the pollen from flower to flower; hence the importance of the contrivances indicated above (to which Mr. Darwin has recently directed attention), to insure the proper fulfilment of the important function assigned to unconscious agents.

It is extremely desirable that similar observations should be made upon living Indian species. In *Dendrobium* Mr. Darwin finds that the pollinia become attached to insects visiting the flower by a viscid fluid, which is exuded by the minute rostellum immediately under the anther, when the projecting lip of the anther is pushed up by the retreat of the insect from the short nectary.

The very large Orchid Family is widely spread over the globe. Most of the species with large showy flowers are confined to tropical countries, and grow, not upon the

ground but upon the trunks of trees. They do not, however, attach themselves to the tree upon which they grow; they are not *parasites* preying upon its juices, like the Mistletoe and Loranths, referred to at p. 223. Such plants are distinguished as *epiphytes*. They throw out cord-like adventitious roots freely, and the lower joints of their stems, in many genera, become much thickened and fleshy, so as to resemble bulbs, suggesting the name *pseudo-bulbs*, which is specially applied to them.

Very few species of this great Family are of any economic importance, though large numbers are prime favourites with cultivators in Europe, from the beauty and singularity of their flowers.

As representing a distinct Tribe of the Orchid Family, take any species of Ladies' Slipper (*Cypripedium*), characterised by two anthers, one on each side of a shield-like

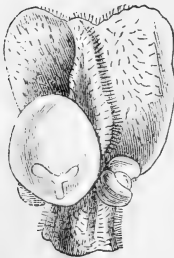


FIG. 208. Column of Ladies' Slipper.

central disk regarded as a rudimentary anther (corresponding to the single anther which is present in all other Orchids). The column in the Ladies' Slipper projects over the opening into a large, slipper-shaped, hollow labellum. The pollen-grains, unlike those in the Orchids described above, are not connected together into pollinia, but they are coated with a viscid fluid, which enables the grains to adhere when rubbed

against the stigma, which in *Cypripedium* is not viscid as in other Orchids.

A small Family, the Apostasiæ, nearly related to the Orchids, is confined to India. It serves as a link connecting the anomalous structure of Orchids with that of Monocotyledons generally, differing from the former in

having two or three anthers almost quite free from the style and stigma. The flowers, moreover, are regular.

108. Natural Order, *Burmanniaceæ*.—The *Burmannia* Family.

Herbs with grass- or scale-like leaves. Stamens three or six. Ovary inferior.

TYPE—*Burmannia distachya*.

A small, slender, erect herb, with narrow radical and cauline ensiform leaves, terminating in a forked cyme, each branch bearing several unilateral, pretty, pale-blue regular flowers, with three-winged inferior ovaries.

<i>Organ.</i>	<i>No.</i>	<i>Cohesion.</i>	<i>Adhesion.</i>
Perianth. <i>leaves.</i>	6	Gamophyllous.	Superior.
Stamens.	3	Triandrous.	Epiphyllous.
Pistil. <i>carpels.</i>	3	Syncarpous.	Inferior.

Some of the species of this small Family are scaly, pale-coloured parasites.

109. Natural Order, *Scitamineæ*.—The Ginger and Arrowroot Family.

Herbs with irregular flowers and one free stamen (except in *Musa*). Ovary inferior.

TYPE—*Alpinia nutans* (Púnagchampa, *Beng.*).

A tall (garden) herb with lanceolate, distichous, sheathing leaves, and a terminal racemose panicle of beautiful orange and red irregular flowers.



FIG. 209. *Alpinia nutans*, much reduced.

<i>Organ.</i>	<i>No.</i>	<i>Cohesion.</i>	<i>Adhesion.</i>
Perianth. <i>leaves.</i>	6	Gamophyllous. (in two series.)	Superior.
Stamen.*	1	Monandrous.	Epiphyllous.
Pistil. <i>carpels.</i>	3	Syncarpous.	Inferior.

\* Outer staminodium a petaloid "labellum."



SUB-TYPE—Indian Shot (*Canna indica*) differs from the Type-species principally in having three petaloid staminodia within the perianth, and the anther one-celled, the cell being upon the margin of a petaloid stamen.

SUB-TYPE—Banana (*Musa sapientum*), with a perianth in two segments, and five fertile stamens with two-celled anthers, and a sixth stamen abortive.

The anomalous character of this curious and important Family, rich in species with beautiful flowers and affording aromatic products, is chiefly due to the petaloid development of two or more leaves of the flower, which in most other Monocotyledons are anther-bearing stamens. This makes the comprehension of the structure of these flowers difficult to beginners.

Normally, the flowers of *Scitamineæ* possess a six-leaved perianth in two series, of three each. As the ovary is always inferior, the perianth is usually regarded as gamophyllous. The six lobes, especially the three inner ones, are often unequal in form and size. Within the perianth there are six "leaves" belonging to the staminal series. Of these five are anther-bearing in Sub-type Banana, and but one in *Alpinia* and Sub-type Indian Shot. In Indian Shot the tendency to suppression of the anthers is carried to an extreme, there being but half an anther developed in the single perfect stamen of each flower. The staminal leaves which do not bear anthers are called *staminodia*. Frequently some of the staminodia are almost or altogether suppressed.

In the *Alpinia* employed as Type-species there is but one staminodium developed of the outer whorl of three staminal leaves, and it is petaloid and larger than any of the perianth-segments, forming the beautiful orange and crimson *labellum* of the flower. The remaining two staminodia of the outer whorl are to be found in the *Alpinias* as short teeth or lobes

at each side of the labellum (see *Alpinia Galanghas*). In the beautiful garden *Hedychium* the three outer petaloid staminodia are nearly equal, so that the flower is almost regular. Of the three inner staminal leaves in the Type-species, one is developed as an anther-bearing stamen, while the other two are minute staminodia. They may be easily found on tearing the tube of the perianth open to its base, nestled around the base of the style. Sometimes they are coherent, and form a sheath around it.

OBSERVE the entire, parallel-veined, sheathing leaves ; in the Banana and Plantain of enormous size, their sheathing petioles forming a stem often several yards in height : the two-celled anther of *Alpinia* and its allies clasping the upper part of the style, the stigma projecting beyond the cells of the anther : the crest, often bifid, of the anther in *Amomum*, *Costus*, and some other genera : the pulpy aril enveloping the seeds in many genera ; the embryo separated from the white, flowery, radiating albumen, by the membrane of the embryo-sac (in the genera with two-celled anthers).

The three most useful species of this tropical Family represent respectively the three Tribes indicated above. They are the Ginger and Arrowroot plants, and the Banana.

Ginger is the dried rhizome of *Zingiber officinale*. Aromatic properties more or less like those of Ginger mark the rhizomes of several species : amongst others, of the Indian *Alpinia Galanghas*, of *Costus*, and of the two species of *Curcuma*, affording Zedoary and Turmeric.

Arrowroot is the starch obtained from the tuberous rhizome of *Maranta arundinacea*. A farina of similar quality is afforded in India by the tubers of some native species of *Curcuma*.

The fruit of the Banana (*Musa*) is familiar to every resident in tropical countries.

The seeds of many Scitamineæ are aromatic and often very pungent, as Cardamoms, the product of an Indian species of *Elettaria* (*E. Cardamomum*), and grains of Paradise, afforded by a West African *Amomum*. The stalks and leaves of some Phryniums, Marantas, and allied genera, split up into narrow strips, make excellent matting, and from the leaves of one or two species of *Musa*, especially *M. textilis*, a very tenacious fibre is obtained in the Philippines, known as Manila Hemp.

A fragment of a leaf of Banana is well adapted for exhibiting spiral vessels under the microscope. There are often a number of fibres to each coil.

110. Natural Order, *Amaryllidaceæ*.—The Amaryllis Family.

Herbs, with a six-leaved petaloid perianth, six stamens, and inferior three-celled ovary.

TYPE—*Crinum asiaticum*.

A large, bulbous herb, common in gardens, with long, smooth, radical leaves, and large umbels of regular, white flowers.

<i>Organ.</i>	<i>No.</i>	<i>Cohesion.</i>	<i>Adhesion.</i>
Perianth. <i>leaves.</i>	6	Gamophyllous.	Superior.
Stamens.	6	Hexandrous.	Epiphyllous.
Pistil. <i>carpels.</i>	3	Syncarpous.	Inferior.

In this species the bulb is often prolonged above the surface of the ground so as to resemble a short trunk. In

*Pancratium*, and some other genera cultivated in Indian gardens, the filaments are united at the base by a membranous cup, and in the Daffodils and Narcissus of Europe a cup-like expansion called the *corona* is inserted in the mouth of the perianth-tube.



FIG. 210. *Crinum asiaticum*, much reduced.

The Family includes many very ornamental species prized in gardens. One of its most useful members is the so-called American Aloe (*Agave*), which is not an *Aloe* at all, though very similar in habit to some species of that genus. It is a Mexican plant, and its sap affords to the natives a

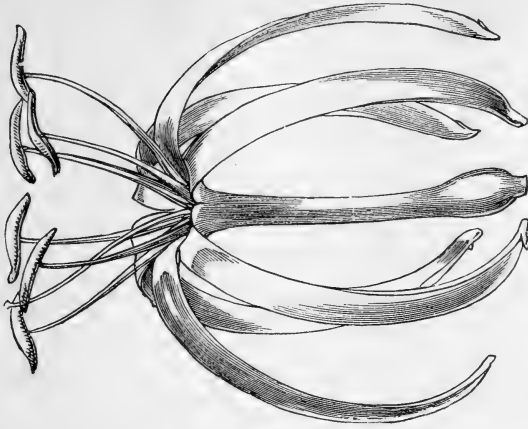


FIG. 211. Detached flower of *Crinum asiaticum*.

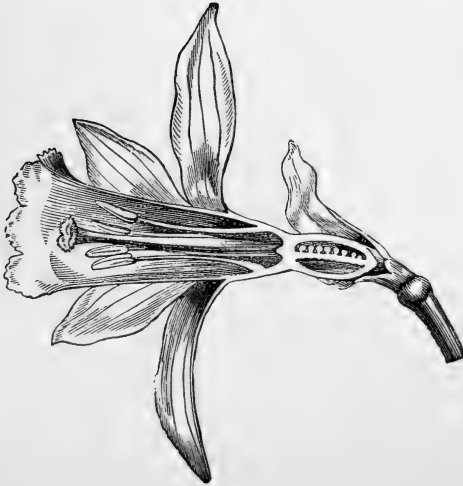


FIG. 212. Vertical section of flower of Daffodil *Narcissus*.

favourite beverage called "pulque." It is now generally introduced throughout India.

The inferior ovary is the principal mark by which this Family is distinguished from the Lilies.

111. Natural Order, *Iridaceæ*.—The Iris Family.

Herbs, with six-leaved petaloid perianth, three stamens, and three-celled inferior ovary.

TYPE—*Pardanthus chinensis*.

A common garden herb, with equitant, vertically flattened leaves, and a terminal panicle of showy, orange-coloured, regular flowers, spotted with scarlet.

<i>Organ.</i>	<i>No.</i>	<i>Cohesion.</i>	<i>Adhesion.</i>
Perianth. <i>leaves.</i>	6	Gamophyllous.	Superior.
Stamens.	3	Triandrous.	Epiphyllous.
Pistil. <i>carpels.</i>	3	Syncarpous.	Inferior.

A large temperate and South African Family, unimportant in India and in the tropics generally, excepting a few species planted for the sake of their showy flowers.

Our Type-species is a Chinese and Formosan plant, very common in Indian gardens.

OBSERVE the sheathing, vertically flattened leaves, arranged alternately on opposite sides of the stem, characteristic of the Family: the stigmas in Iris dilated and petaloid; less so in *Pardanthus*.

112. Natural Order, *Hydrocharideæ*.—The Frogbit Family.

Submerged or floating plants. Flowers usually unisexual. Ovary inferior.

TYPE—*Hydrilla verticillata*.

A submerged water-plant, with small, verticillate leaves, and axillary, unisexual flowers.

<i>Organ.</i>	<i>No.</i>	<i>Cohesion.</i>	<i>Adhesion.</i>
Perianth. <i>leaves.</i>	6	Gamophyllous.	Superior.
♂ Stamens.	3	Triandrous.	Epiphyllous.
♀ Pistil. <i>carpels.</i>	3	Syncarpous.	Inferior.

OBSERVE the male flowers, which break off from the plant at the time of expansion, and float to the surface in order to fertilise the females, as in *Vallisneria*, another genus of the Family, occurring both in India and Europe. In *Vallisneria* the female flower is borne upon a long, spirally-twisted peduncle, which permits it to reach the surface while still attached.

The Type-species is one of the common water-plants used by sugar-refiners in claying sugar. The moisture which it contains slowly percolates the sugar, carrying off impurities, which are deposited in the clay. It closely resembles a species (*Elodea canadensis*) which has of late years been imported from America into England and Europe, where it has multiplied so rapidly as to obstruct navigation in still-flowing rivers and canals.

*Ottelia alismoides*, with radical, petiolate, ovate leaves, is common in India.

The submerged leaves of several species of this Family are well suited to show the rotation of the cell-sap in their individual cells. To observe it, place thin, longitudinal sections, or the membranous margin of a leaf, under a high magnifying power.

113. Natural Order, *Alismaceæ*.—The Water-Plantain Family.

Aquatic plants. Perianth inferior, six-leaved, three inner leaves petaloid. Pistil apocarpous.

TYPE—*Sagittaria cordifolia*.

<i>Organ.</i>	<i>No.</i>	<i>Cohesion.</i>	<i>Adhesion.</i>
Perianth. <i>leaves.</i>	6	Polyphyllous.	Inferior.
♂ Stamens.	6-(10)	Hex-decandrous.	Hypogynous.
♀ Pistil. <i>carpels.</i>	∞	Apocarpous.	Superior.



FIG. 213. *Sagittaria sagittifolia*, much reduced.



A common annual weed in swamps and rice-fields, with radical, cordate leaves, and erect scapes, bearing one to three loose verticils of small, white, polygamous flowers.

The lower flowers of the inflorescence are usually female. In the allied *S. sagittæfolia*, with arrow-head leaves, the male flowers have numerous stamens.



FIG. 214. Longitudinal section of achene of *Alisma*.



FIG. 215. Embryo of same removed from the seed.

The Water Plantains represent the Ranunculus Family amongst Monocotyledons, having the pistil nearly or wholly apocarpous, and hypogynous stamens. They differ widely in their embryo, as well as in other points of structure.

114. Natural Order, *Naiadaceæ*.—The Pondweed Family.

Floating or submerged plants. Perianth 0, or four-leaved. Pistil apocarpous.

TYPE—Common Pondweed (*Potamogeton natans*).

<i>Organ.</i>	<i>No.</i>	<i>Cohesion.</i>	<i>Adhesion.</i>
Perianth. <i>leaves.</i>	4	Polyphyllous.	Inferior.
Stamens.	4	Tetrandrous.	Hypogynous.
Pistil. <i>carpels.</i>	4	Apocarpous.	Superior.

An aquatic herb, with floating, opaque, oblong or ellip-

tical, stipulate leaves, and pedunculate spikes of minute, greenish, hermaphrodite flowers.

OBSERVE the seeds, like those of most Monocotyledons of aquatic habit, destitute of albumen.

GLUMIFERÆ.

115. Natural Order, *Cyperaceæ*.—The Sedge Family.

Grass-like herbs. Sheaths of leaves not split. Scale next the flower with a *median* nerve.

TYPE—*Cyperus Iria* (or any other species of *Cyperus*).

A grass-like plant, one to two feet high, with an angular, solid stem, closed leaf-sheaths, and irregularly umbellate, distichous spikelets of hermaphrodite flowers singly borne in the axils of imbricating glumes.

<i>Organ.</i>	<i>No.</i>	<i>Cohesion.</i>	<i>Adhesion.</i>
Perianth.	0	...	...
Stamens.	3	Triandrous.	Hypogynous.
Pistil. <i>carpels.</i>	3	Syncarpous.	Superior.



FIG. 216. Flower of *Cyperus* with subtending glume; enlarged.



FIG. 217. Male flower of *Carck*.

A large Family, represented in every quarter of the globe by numerous species, generally abounding in wet places. The sedges resemble grasses in habit, but may be distinguished by their usually solid and angular stem, the closed (not split) sheaths of their leaves, and the flowers each borne in the axil of a single bract (*glume*), without the additional pale of grasses.



FIG. 218. Female flower of *Carex*. FIG. 219. Vertical section of fruit of same.

In the largest genus of the Family *Carex*, and in *Scleria*, of both of which genera there are numerous Indian species, the flowers are unisexual. In the latter genus the nut is often white, shining, and very hard and bony.

In the Type-species the flowers are arranged in distichous spikelets, but in most of the Indian genera they are in the axils of glumes which are regularly imbricated all round the spikelets.

In several genera, as *Scirpus*, *Fuirena*, and *Rhynchospora*, a perianth is represented by from three to six hypogynous bristles or scales.

The rhizomes or small tubers of a few species of the Family are used in native medicine, and the stems and leaves of others (as *Cyperus distans*) are employed to make coarse matting and cordage. The famous *Papyrus*, used as

paper by the ancient Egyptians, was prepared from the pith-like tissue of the tall stems of a plant nearly allied to the Type-species. It is now nearly or quite extinct on the banks of the river Nile.

Some species, with far-spreading rhizomes, serve a useful purpose in binding together the shifting sands of the coast and river-banks.

116. Natural Order, *Gramineæ*.—The Grass Family.

Herbs (except Bamboos). Sheaths of leaves usually split in front. Scale (*pale*) next the flower without a *median* nerve.

TYPE—Wheat (*Triticum vulgare*).

A generally cultivated, erect annual, with an unbranched, jointed, hollow, leafy stem (*culm*), the leaf-sheaths split in front, and distichous spikelets of flowers.



FIG. 220. Dissected spikelet of Wheat (*Triticum vulgare*).

<i>Organ.</i>	<i>No.</i>	<i>Cohesion.</i>	<i>Adhesion.</i>
Lodicules.	2	(Diphyllous.)	Hypogynous.
Stamens.	3	Triandrous.	Hypogynous.
Pistil. <i>carpels.</i>	2	Syncarpous.	Superior.

The structure of the flower of Wheat has been already described (p. 55).

The following list shows in what particulars several of the more frequent and more important genera of Indian grasses deviate from Wheat in the form of their inflorescence and structure of their flowers.

\* *If empty glumes or imperfect flowers be present in the spikelets, they are inserted below the single hermaphrodite flower (Tribe, PANICACEÆ).*

*Oryza* (RICE).—Panicle. Spikelets one-flowered, pedicellate. Outer glumes minute. Stamens six.

*Zea* (MAIZE, OR INDIAN CORN).—Monœcious. The male flowers in terminal, paniced racemes; spikelets pedicellate. The female flowers sessile, in lateral, erect spikes.

*Coix* (JOB'S TEARS).—Monœcious. The male flowers loosely spicate; the female enclosed in a small involucre, which becomes at length of stony hardness.

*Alopecurus*.—Spicate. Spikelets nearly or quite sessile, one-flowered. No pale or lodicules.

*Paspalum*.—Several digitate spikes. Spikelets sessile, unilateral, with one perfect flower.

*Panicum*.—Variously paniced: in section *Digitaria*, of several digitate branches; in *Setaria*, cylindrical and spicate. Each spikelet contains one perfect flower, and there are three empty glumes below it.

*Penicillaria*.—Cylindrical, spicate panicle. Spikelets with one perfect flower, without lodicules.



FIG. 221. Rice (*Oryza sativa*), much reduced.



FIG. 222. One-flowered spikelet of Rice.

*Saccharum* (SUGAR-CANE).—Panicle. Spikelets in pairs, one sessile, one pedicellate, with one perfect flower, and three empty glumes below.

*Andropogon* (KUS-KUS) and *Sorghum*.—Paniculate. Spikelets in pairs, one sessile, the other pedicellate. Sessile spikelet with one perfect flower, and three empty glumes. The pale is sometimes wanting.

\*\* *If empty glumes or imperfect flowers be present in the spikelets, they are inserted above the hermaphrodite flower or flowers* (Tribe, POACEÆ).

*Sporobolus*.—Long, slender panicle. Spikelets pedicellate, minute, one-flowered.

*Arundo* (*Donax*).—Panicle. Spikelets pedicelled, two- to four-flowered.

*Cynodon* (*Dactylon*).—Digitate spikes. Spikelets sessile, one-flowered.

*Eleusine* (*Coracana* and *indica*).—Spikes digitate. Spikelets sessile, unilateral, two- to six-flowered.



FIG. 223. Spikelet, dissected, of Vernal Grass (*Anthoxanthum*). The lowest pair of scales, right and left, are the outer glumes; then come two awned empty glumes; then, to the right, the flowering glume, and to the left the small pale; lastly the two stamens and the pistil.

*Hordeum* (BARLEY). — Distichous, spicate. Spikelets sessile, ternate, each one-flowered. The lateral spikelets imperfect (in two-rowed Barley) or perfect (in six-rowed Barley).

*Bambusa* (BAMBOO). — Arborescent. Spikelets sessile, clustered, or verticillate, with several perfect flowers. Stamens six. Lodicules three.

OBSERVE the stem, called a *culm*, usually hollow (*fistular*),

with a few joints below, and sheathing leaves: the sheath of the leaf split down in front: the scale, called a *ligule*, at the base of the blade of the leaf, where it is given off from the sheath; it is usually membranous, short or long, blunt or acute: the fruit commonly regarded as a seed, and technically distinguished as a *Caryopsis*. It consists of a thin pericarp closely adhering to the solitary seed. It often



FIG. 224. Longitudinal section through a grain of Wheat, showing the oblique embryo at the base of copious albumen.

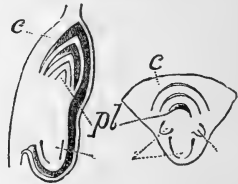


FIG. 225. Longitudinal and transverse sections of the embryo of Wheat: *c* cotyledon; *pl* plumule; *r* radicle.

happens that the pale becomes adherent to the caryopsis after flowering, and sometimes, also, the flowering glume. When this is the case in corn-producing species, it is removed by grinding, as in the case of Barley and Oats. In Wheat and Indian Corn the caryopsis is free, that is, it is **not** adherent to the pale.

The Grass Family includes probably from 3,000 to 4,000 species. Amongst these are several affording large farinaceous seeds, distinguished as Cereals or Corn-grasses, which are of primary importance to the human race, and have been cultivated from the remotest antiquity.

Indian genera, including food-producing species, are printed in small capitals in the above list. To these may be added the Oat (*Avena*) and Rye (*Secale*) of cool countries.

Rice is stated to furnish a larger proportion of food than any other single species



Maize, or Indian Corn, the largest Cereal, is a plant of American origin, now extensively cultivated in hot countries. As noted above, the flowers are monœcious; an exceptional character in the Grass Family.

As is usual in plants which have been under cultivation for a very long period, most of the cereal grasses occur under numerous slightly different forms or varieties, which have probably originated by cultivation under various conditions of soil and climate, and the selection of sorts, best suited for particular purposes, by man.

Apart from their importance as Cereals, Grasses are invaluable on other grounds. Some, as the Sugar-cane (*Saccharum officinarum*), abound in a saccharine juice. From this species the bulk of the sugar of commerce is prepared. Others, as some species of *Andropogon* (Lemon-grass, Kus-kus), furnish fragrant essential oils. The culms of grasses (straw) are largely used in matting, plaited work, and thatching. Many are fodder-grasses. *Cynodon Dactylon* alone is said to furnish three-fourths of the food of horses and cattle in India.

The applications of the rapidly-growing woody stems and leaves of the Bamboo by the natives of India and Eastern Asia are innumerable. A small room in the Kew Museum is occupied by products and manufactures of the Bamboo, including umbrella, chair, walking-stick, tiger-trap, bow and arrow, window-blinds, bowls, combs, musical instruments, cloth, paper, &c. &c.

## CHAPTER IV.

### FLOWERLESS OR CRYPTOGAMIC PLANTS.

THUS far I have avoided reference to those plants which are commonly regarded as Flowerless, and which have long been classed together under the general term of *Cryptogams*, from the apparent absence of organs corresponding to the stamens and pistil of the plants which have hitherto occupied our attention.

We have passed these plants by because, from the considerable difference which obtains between their structure (both of the Reproductive and of the Nutritive organs) and that of Flowering Plants, they cannot be conveniently studied together. Any study, however, of the Vegetable Kingdom from which they are wholly excluded must be exceedingly incomplete; and now that facility in observing has been acquired, attention may be directed to these so-called lower plants, with a fair chance of comprehending the relation in which they stand to the Flowering Plants already familiar to us, and of mastering a few of the principal features of their leading Families.

The more logical course might seem to be to study first these simple forms, and progress from them to the more complicated, to which latter we have hitherto confined our attention · but from the excessive minuteness of their

essential organs, and our imperfect acquaintance with many details of their structure and function, it is practically the best plan to leave them to the last in a course of Elementary Botany like the present. Space compels me to be brief in describing Cryptogams; and those who desire to extend their acquaintance with them I must refer to special works which treat of them in detail. A few of these are noticed in the list of works on Indian Botany given in the Appendix.

The development of the embryo in Flowering Plants we have seen depends upon and immediately follows the mingling by diffusion of the contents of two distinct cells belonging to organs conspicuously contrasted morphologically—the pollen-grain shed by the stamens and the embryo-sac of an ovule,—which organs may or may not be borne upon the same axis. The plants which we have now to consider, with the exception of certain groups of simplest structure, generally present the same phenomenon of sexuality, manifest in the mingling together, partially or wholly, of the contents of distinct cells, which cells, however, or the organs to which they belong, may or may not present any external or morphological contrast.

The immediate product of this mingling of the sexual elements in Cryptogams varies very greatly in the different groups, but it is never an embryo, with rudimentary differentiation of organs, contained in a seed derived from the tissues of the parent plant.

One remarkable general difference between Phanerogamous and Cryptogamous plants consists in the prominence in the latter of a more or less marked alternation, in the cycle of development, of two distinct periods or generations variously associated with methods of sexual reproduction, and of asexual multiplication by means of

free cells, either with or without a cellulose coat. The prevalence of this asexual multiplication by free cells is a further characteristic of many groups of Cryptogamous plants.

Those free cells which in their development initiate a new generation, are termed *spores*. They consist of a simple minute usually double-coated cell, containing protoplasm and, it may be, starch, oil, and chlorophyll besides.

From their superficial analogy with seeds, and playing also, as they do, the part of seeds in respect of the dispersion of species in many of the higher Cryptogams, the spores are popularly regarded as, in some sort, parallel structures with the seeds of Flowering Plants, and so we find Cryptogams collectively treated of in many botanical works as *Acotyledonous*, since, as indicated above, the spores present no differentiation of organs, consequently no trace of cotyledons. It will be obvious, however, that the use of this term is misleading, as it infers a common ground of contrast which does not exist.

The more important Families of Cryptogams or Flowerless Plants are :

PRESENTING CONTRAST OF STEM AND LEAF (*Cormophytes*) :—

*With Vascular Bundles—*

- Ferns (*Filices*).
- Horsetails (*Equisetaceæ*).
- Club-mosses (*Lycopodiaceæ*).

*Evascular—*

- Mosses (*Muscî*).

WITHOUT CONTRAST OF STEM AND LEAF (ALL WHOLLY CELLULAR)—

(*Thallophytes*)—

- Mushrooms and Moulds (*Fungi*).
- Sea-weeds (*Algæ*).
- Lichens (*Lichenes*).

I. Natural Order, *Filices*.—The Fern Family.

Leaves (*fronds*) curled upon themselves like a crosier (*circinate*) before expansion. Fructification upon the under surface of the frond, consisting of minute usually densely-clustered capsules (sporangies) of one kind, containing

microscopic doubly-coated cells (spores) destitute of an embryo, but capable of developing a small green leafy expansion (prothallus) bearing the essential Organs of Reproduction.

TYPE—*Aspidium (Nephrodium) molle*.



FIG. 226. *Aspidium (Nephrodium) molle*, much reduced.

A perennial herb with a short ascending rhizome, bearing a terminal tuft of large, annual, broadly lanceolate, thinly pilose, bipinnate fronds, two to four feet in length.

Upon the under surface of the fertile fronds the fructification is arranged in small globose clusters, which are brownish when ripe. These clusters are called *sori* (each cluster a *sorus*), and there are usually two rows of the sori upon, at least, the lower lobes (*pinnules*) of each of the *pinnæ* of the frond. Occasionally only the

lower sori of each pinnule are developed, and then they occur in a single row on each side of the midrib of the pinnæ. The sori are protected at first by a peltate membrane (*indusium*), which at length, withers up exposing the minute-stalked *sporangies* of which each sorus is composed.

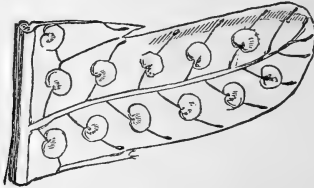


FIG. 227. Pinnule of *Aspidium molle*, with a double row of reniform sori.

The sporangies require examination with a magnifying glass. They will be found to be capsules opening transversely, with a vertical elastic ring up the side and over the top, which serves as a hinge. They each contain an indefinite number of spores, which are liberated on dehiscence of the sporange.

Many Indian Ferns depart considerably from our Type-species in the form of the frond, the form and arrangement of the sori, the absence of indusium, and in the structure and mode of dehiscence of the sporangies. The difference presented in these respects by some of the commoner and more remarkable Indian genera are noted in the following list.

\* *Sporangies distinct (not cohering), and provided with a more or less distinct ring (annulus).*

(a.) *Annulus vertical.*

*Polypodium*.—Sori on the under surface of the frond, nearly or quite round. Indusium o.

*Niphobolus (adnascens)*.—Sterile and fertile fronds distinct. The upper part of the linear fertile frond crowded with pedicellate sporanges between the midrib and margins, mixed with stellate, peltate scales.

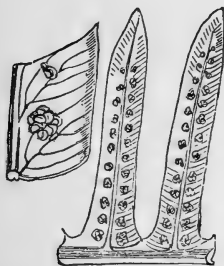


FIG. 228. Pinnules and sori of *Polypodium*.

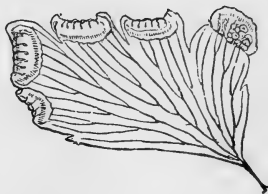


FIG. 229. Pinnule of *Adiantum*.

*Adiantum (Capillus-Veneris, or caudatum)*.—Sori on the margins of the pinnules, covered by the indusium, which is attached by its outer edge, opening (free) within.

*Pteris*.—Sori in a continuous line upon the margin of the pinnules. Indusium continuous, attached, as in *Adiantum*, by its outer edge.

*Blechnum (orientale)*.—Sori in continuous lines on each side of, and parallel with, the midrib of the frond or pinnule. Indusium opening along its inner edge.

*Asplenium*.—Sori scattered on the under surface; not marginal, and generally oblique to the midrib of the frond or pinnule. Indusium membranous.

*Aspidium (molle)*.—Sori nearly or quite globose on the under surface of the frond. Indusium peltate (in § *Aspidium* proper), or reniform and attached by a point at the side (in § *Nephrodium*, to which belongs our Type-species).

*Lindsæa (ensifolia)*.—Sori continuous along the margin of the segments, with a narrow continuous indusium opening on the outer edge.

*Davallia (polypodioides)*.—Sori terminating veins, nearly or quite on the margin of the pinnules. Indusium cup-

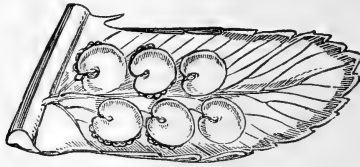


FIG. 230. Pinnule of *Nephrodium*.

shaped, adhering to the pinnule and opening towards the margin.

*Cyathea (spinulosa)*.—Arborescent; sporanges forming globose sori in the axils of forking veins, contained in a cup-shaped indusium, which opens at the top by a few teeth.




FIG. 231. Pinnule and sorus of *Cyathea*.

*Alsophila (glabra)*.—Arborescent, sometimes fifty feet high. Sori globose, without an indusium.



(b.) *Annulus oblique, transverse, incomplete or cap-like.*

*Ceratopteris*.—An aquatic Fern, with distinct sterile and fertile fronds. Sori continuous along the veins of the narrow lobes of the fertile fronds. Indusium formed by the revolute margins of the lobes. Annulus of the sporanges incomplete. Spores marked with three separate series of concentric rings.

*Hymenophyllum*.—Sori at the end of veins, terminating lobes of the frond. Sporangies with a horizontal annulus, sessile upon a slender column within a two-valved indusium. The fronds of this genus and the following are half-pellucid. They are often very small and the rhizome is densely matted.



FIG. 232. Pinnule and sorus of *Hymenophyllum*.

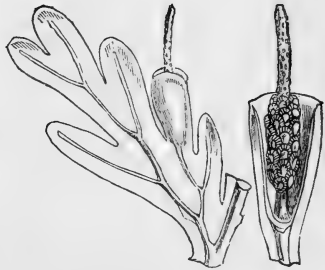


FIG. 233. Pinnule and sorus of *Trichomanes*.

*Trichomanes*.—Sori and sporanges as in *Hymenophyllum*. The indusium tubular, and the hair-like column projecting beyond it, the sporanges clustered near its base.

*Gleichenia (dichotoma)*.—Sori scattered, of few sessile sporanges. Sporangies opening vertically with a transverse ring. Indusium o.

*Lygodium*.—Slender, climbing Ferns with pinnate fronds. Sporangies on the under side of marginal or terminal lobes

of the pinnules, singly attached by the middle, each under an imbricating bract-like indusium. Sporangies with longitudinal striæ.

*Osmunda (regalis)*.—Sporangies densely covering the upper segments or pinnules of the fertile fronds, so as to recall a paniced inflorescence. Annulus 0.

\*\* *Sporangies cohering*. Annulus 6.

*Kaulfussia*.—Sporangies radiating, forming round, concave sori, opening by slits at the top.

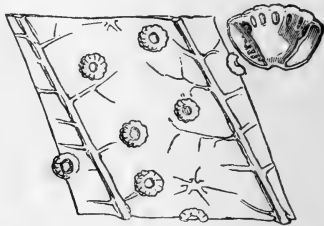


FIG. 234. Portion of frond and sorus of *Kaulfussia*.

\*\*\* *Fronds of two distinct parts—sterile or leafy, and fertile or spore-bearing.*

*Ophioglossum*.—Sporangies on an undivided spike.

*Botrychium*.—Sporangies on a divided or pinnatifid spike.

The development of young Ferns from their spores may be watched by growing the spores upon damp soil covered by a bell-glass. From the germinating spore arises a small, green, leafy expansion, termed the *prothallus*, which gives off from its under surface numerous delicate root-hairs. Scattered amongst these fibres, especially on the thicker part of the prothallus, are several microscopic cellular

bodies of two distinct kinds. One kind, the more numerous, called *antheridia*, contain a number of extremely small vesicles, each of which liberates a spirally-twisted filament, called an *antherozoid*, which performs the function of a pollen-grain. The other kind, called *archegonia*, contains an embryonal cell which, fertilised by the antherozoids set free by the antheridia, gives origin to a bud which gradually develops into an independent Fern-plant.

The antheridia and archegonia require a high magnifying power for their examination. Their true nature has been understood only within the last forty years.

The stem of Ferns differs from that of both Dicotyledons and Monocotyledons in its growing solely by additions to the summit, below which all the tissues are completed with their first formation, and in the arrangement of the fibro-vascular bundles, which form an interrupted circle around a cellular axis which usually decays away, so that old stems become hollow. From the mode of growth of Fern-stems, by additions to the extremity, they have been termed Acrogens (point-growers). Some of the Himalayan species of *Alsophila* and *Cyathea* (Tree Ferns) form tall woody stems, well adapted to illustrate this structure.

## 2. Natural Order, *Lycopodiaceæ*.—The Club-moss Family.

Low, trailing, or tufted, usually slender, wiry herbs, with small, two- (four-) rowed or scattered imbricating leaves. Fructification consisting of sporanges in the axils of the stem-leaves or collected in terminal bracteate spikes, containing spores of one of two kinds, either minute and indefinite, called *microspores*, developing antheridia, or larger and definite, called *macrospores*, developing a prothallus bearing archegonia.

Lycopodiaceæ generally affect a humid climate, and in

India they are chiefly hill-plants. One of the commoner Indian species is the Stag's-horn Club-moss (*Lycopodium clavatum*) of British moorlands. It has a very wide geographical distribution, occurring in the Southern hemisphere, as well as through Northern Asia and Europe and in North America. The Indian form, represented in the woodcut, differs in trivial characters from the European type, but it may be regarded as specifically identical.



FIG. 235. *Lycopodium clavatum*, Indian form, reduced.

In SUB-TYPE I (*Lycopodium*) the leaves are usually subulate and imbricated around the stem. Sporangia containing indefinite minute spores of one kind only.

In SUB-TYPE 2 (*Selaginella*) the leaves are of two kinds, the larger usually obliquely oblong or ovate, distichously arranged in the plane of ramification, the smaller stipule-like, appressed, and intermediate. The



FIG. 236. *Selaginella caulescens*, reduced.

sporangies are of two kinds, containing either macrospores or microspores.

In SUB-TYPE 3 (*Psilotum*) the leaves are very minute, distant, and scale-like, and the sporangies three-celled.

The genus *Isoetes*, represented in India by two aquatic species, very nearly related to a British one, differs remarkably in habit from Club-mosses, but agrees in having two kinds of sporangies as in *Selaginella*. The species are either

aquatic or terrestrial, with a short unbranched stock, and tufted linear or subulate sheathing leaves, in the bases of which the sporanges are embedded. The mode of reproduction in *Lycopodium* has not yet been traced throughout, but in *Selaginella*, in which the lower sporanges contain macrospores, and the upper microspores, a narrow scarcely protruding prothallus is developed upon the former, bearing archegonia upon its surface, which are fertilised by antherozoids set free by the microspores.

3. Natural Order, *Equisetaceæ*.—The Horsetail Family.

Herbs with hollow jointed stems, with or without slender whorled jointed branches. Fructification, a terminal spike, consisting of numerous closely-packed peltate scales bearing




FIG. 237. Unbranched fertile and branched barren fronds of Horsetail.

sporangies of one kind around their margins, parallel with their short stalks. Outer coat of the spores splitting into elastic attached hygroscopic filaments (elaters). Developing a prothallus as in Ferns.

The mode of reproduction of *Equisetaceæ* is similar to that of Ferns.

In *Equisetum diffusum*, the commonest species of the Indian mountains, very nearly related to a common European species (*E. palustre*), the fertile or sporange-bearing fronds are either simple or branched.

In *E. hyemale*, an unbranched species of Northern Europe, the epidermis contains so much silica that bunches of the stems are sold for polishing metal.

#### 4. Natural Order, *Musci*.—The Moss Family.

Minute herbs with filiform or slender wiry stems, and alternate usually spirally-arranged and imbricating leaves; destitute of vascular tissue. Fructification consisting of a



FIG. 238. Hair-Moss (*Polytrichum*). *a* seta bearing a sporange; *b* sporange covered by its calyptra; *c* head of antheridia, forming the male inflorescence.

stalked sporange, usually with a central axis containing microscopic double-coated spores of one kind, capable of developing a thread-like branching filament, upon which

leafy shoots give origin to new Moss-plants, which bear the reproductive organs when fully developed.

While in Ferns the spores give origin on their germination to a minute temporary organ, upon which antheridia and archegonia are developed, in Mosses the complete vegetative system—that is, roots, branches, and leaves—is developed from the spores without the intervention of sexual organs. Upon the leafy branches antheridia and archegonia, analogous, though different in structure, to those of Ferns, are developed. From the archegonia, fertilised by the spiral antherozoids liberated by the antheridia, arise the sporanges, usually borne up by a slender peduncle, the *seta*, and capped by the upper portion of the archegonium, which is torn away by the rising sporange, for which it forms the calyptra. The mouth of the sporange is closed until mature by a lid (operculum), which separates when ripe, exposing a row of minute teeth around the margin of the sporange, in many Mosses. These teeth form the peristome.

In Mosses, vessels are wholly absent from both stem and leaves; hence they—together with the plants grouped under the three following Families, all of which are destitute of vascular tissue—are termed Cellular Plants. Nearly all the plants which we have hitherto noticed, whether of Flowerless or Flowering Families, contain vessels, and are consequently termed Vascular Plants.

The species of Musci are very numerous, especially in cool and cold climates. In India they are almost confined to the Himalaya, the mountains of Eastern Bengal, the Peninsula, Ceylon, and the Malayan chain



5. Natural Order, *Fungi*.—The Mushroom and Mould Family.

TYPE—Any species of Agaric (*Agaricus*).

With a vegetative system growing under the surface of soil containing decaying organic matter, and consisting of a flocculent network of delicate cellular threads, forming what is called the *mycelium*. The fructification is borne above the surface, in the form of an umbrella-like disk called the *pileus*, upon a stout stem. The margin of the pileus is at first united by a membrane to the stalk, from which it breaks away, leaving a ring-like scar. Upon the under-side



FIG. 239. Mushroom (*Agaricus*).

of the pileus numerous vertical plates radiate from the top of the stem to the margin of the pileus. If a very thin, transverse section of one of these plates be cut with a sharp knife, and examined under a powerful microscope, the surface will be found to be studded with large cells, each of which bears four very minute stalked spores upon its apex.

Other Fungi depart very widely from this Type, but nearly all agree in the absence of green colouring-matter and of starch in their cells, and in their dependence upon decaying animal or vegetable matter for support. They are mostly short-lived, and often deliquesce when mature, though some, as the Touchwoods (*Polyporus*), are hard and woody.

In many Fungi there is no distinction of stem and pileus; and the spore-bearing cells clothe excavations in the cellular substance of the Fungus (as in Puff-balls, *Lycoperdon*), or the spores may be formed in the interior of certain cells called *asci*, two, four, or more together, as in the subterranean esculent European fungus called Truffle (*Tuber*).

Some botanists divide the Fungi into two Tribes: (1) with the spores borne upon the exterior of cells called *basidia*, and (2) with the spores developed in the interior of cells called *asci*; those of the former Tribe being termed *Sporiferous*, those of the latter *Sp.oidiferous*. The variety in arrangement of the reproductive system of the Fungi is extreme, and there are very many species of which the life-history is as yet imperfectly understood.

Though a few of the Fungi are esculent, many are dangerous, and some poisonous. None should be eaten unless perfectly sound, and species with a disagreeable odour should be avoided. Many Fungi are very injurious, destroying large quantities of agricultural produce, timber, and miscellaneous substances, when circumstances favour their development. The Wheat Mildew, Smut, and Bunt of Cereals, Ergot, Hop-blight, the Moulds, and Dry-rot, are all Fungi. The Vine and Potato diseases are also due to the ravages of minute species, which multiply with great rapidity. As their spores are excessively minute, they cannot be excluded by any mechanical contrivance.

6. Natural Order, *Lichenes*.—The Lichen Family.

Lichens occur either as crust-like or leafy expansions, or in little branching shrubby tufts, usually coloured grey, yellow, or greenish-yellow. They spread everywhere in cool climates—over stones, brick-walls, the bark of trees, and even upon the most exposed rocks of alpine and arctic countries, forming the very outposts of vegetation, and growing at the expense, almost solely, of the atmosphere and the moisture which it bears to them. In the tropics the relative proportion of lichens growing upon the leaves of trees (*epiphyllous* lichens) is large, and gives a special character to tropical Lichenology. Lichens are long-lived, and intermittent in their growth, being at a standstill, and often crumbling away, when the weather is dry. They differ, also, from Fungi in containing a green-coloured layer under the epidermis, consisting of cells called *gonidia*, which may be regarded as answering to the buds of higher plants, since, when set free, they develop new lichens, and thus multiply the plant. The true reproductive organs are contained in special receptacles, either exposed upon the upper surface of the lichen or buried in its tissue, the spores being contained in narrow cells similar, in some species, to the asci of Sporidiferous Fungi.

A transverse section through the crust (*thallus*) of a typical Lichen exhibits under a magnifying power of 400 or 500 diameters immediately underneath the upper cortical layer of rather thick-walled cells, a stratum largely made up of green chlorophyll containing rounded cells, either scattered singly or, more usually, clustered or joined end to end; these, under the name of “*gonidia*” have been hitherto regarded as affording a means of vegetative propagation

of the Lichen,—the green cells still retaining their vitality being set free on the disintegration of the crust. Recent observations however show that the “gonidia” alone cannot reproduce the Lichen, but merely their like; that they give origin to other similar cells, but nothing more, and that they present precisely the characters of the lower groups of Algæ, to various genera of which Order they may be actually referred. Intermingled with the germ-cells and in intimate contact with them, as well as usually forming alone the stratum of the crust immediately beneath that in which the gonidia abound, are long irregularly ramified thread-like cells, destitute of chlorophyll, matted often densely together, forming the mass of the crust. From the cortical cells of the lower surface copious root-like hairs are given off which serve as holdfasts to the thallus.

Upon the upper surface of the crust and usually visible to the naked eye, occurs the so-called “fructification,” although the asexual origin, in the form of convex, flat, or saucer-like disks in some Lichens (*Gymnocarpous* or *disciferous* genera), or in others as rounded cavities embedded in the substance of the crust, opening at the surface merely by a minute aperture (*Angiocarpous* or *nucleiferous* genera). These disks or cavities are lined closely with erect, narrow, often calvate, densely packed, microscopic cells, amongst which are numerous asci, each containing usually eight or fewer spores, originating, as in ascomycetous Fungi, by free-cell formation. These spore-containing asci originate from, and in direct continuity with, the colourless filaments which form the mass of the Lichen, and are not in any organic relation with the gonidia.

The spores are liberated in damp weather, and on germination develop thread-like filaments similar to those which, matted together, form the tissue from which the asci originates.

It follows therefore that the Lichen may be regarded as a composite structure, made up of Alga and ascomycetous Fungus, each element capable of at least independent asexual propagation, but incapable alone of reproducing a Lichen which necessarily requires the concurrence of both.

Several species, as *Lecanora* and *Roccella*, afford a valuable purple and mauve dye; and a few are edible, as the so-called Iceland Moss (*Cetraria islandica*). The Reindeer Moss (*Cladonia rangiferina*) is a lichen extremely abundant in polar regions, serving as food to the reindeer. One or two species of *Parmelia* growing upon rocks in Southern India are used in medicine.

#### 7. Natural Order, *Algæ*.—The Sea-Weed Family.

This Family includes an enormous number of species, nearly all adapted to grow under water, though by no means all marine, as many are wholly confined to fresh water. They vary to an extraordinary extent in size, form, and mode of reproduction. Some are microscopic and individually invisible to the naked eye; whilst others, especially some marine species, attain a large size—a few indeed, measuring some hundreds of feet in length. The simplest forms consist of single microscopic cells: hence they are called Unicellular Algæ. These multiply by division, and also by a kind of sexual reproduction, analogous to that of the higher plants, in which the contents of two distinct individual cells become commingled, and the resulting mass finally resolves itself into a number of new individual cells or plants.

The same species generally present also a sexual process of reproduction, varying in complexity from the simplest condition, in which two accidentally contiguous, but precisely similar, cells of the same or different filaments mingle their contents and so form a germ-spore, giving origin to

one or more individuals, to conditions presenting considerable diversity between the sexual cells, more especially manifest in the male-cell (*antheridium*), which when diverse in form from the female-cell (*oogonium*) usually liberates motile zoospore-like antherozoids, which become merged in the contents of the oogonium and so determine the development, either immediately or after a pause, of a germ-spore.

Forms of a higher grade of structure are represented by the fine hair-like filaments which we find floating in rivulets and tanks, rooted at one extremity to stems or to larger water-plants. Many of these *filamentous* species (*Confervoideæ*) multiply themselves by the contents of the cells which form their filaments being resolved into innumerable minute moving bodies, called *zoospores*, which break out of the cells and rush about in the water until they finally settle down and grow.

The higher species, such as the Olive-coloured Sea-Weeds (*Fucus*), which clothe the rocks between tide marks upon the shores of northern countries, possess a complicated reproductive system of spores and antheridia, contained in *conceptacles* embedded in the thickened extremities of the divided fronds. Their mode of reproduction, adapted to the medium in which the species grow, agrees in essentials with that which is characteristic of Ferns and Mosses ; with this difference, however, that the spores themselves are directly fertilized and rendered capable of independent growth by the contact of the minute spermatozoids contained in the antheridia.

The marine species vary in colour, some being usually olive, others red or green. The colour is employed as an aid in their classification.

Many species are used for food. Some of the larger marine species used to be burnt for the sake of their alkaline ash (kelp) and for the iodine which they contain.

## CHAPTER V.

### HOW TO DRY PLANTS.

SPECIMENS which are to be dried, so that they may be kept in a HERBARIUM and referred to or examined at a future time, ought not to be gathered at random, but should be selected as average representatives of their species, unless they be designed to show some departure from the typical form. If herbaceous plants, they ought, if possible, to be taken up, when in flower, by the root, and the root should be pressed, if not too large, along with the rest. If the radical leaves be withered at the time of flowering, another specimen should be gathered at an earlier season to show them, as the radical leaves are often very different in form from those of the stem. Besides expanded flowers, the bud and ripe fruit should be shown; and if these cannot be had upon a single specimen, other examples should be collected, to show the plant in its different states. A strong knife or small trowel will be found useful to dig up the specimens.

The specimens should not be allowed to wither before reaching home. They may either be carried in a tin box, or loosely spread between sheets of paper in a portfolio. Fig. 240 shows a collecting portfolio, which may be made of two pieces of pasteboard sixteen inches long by ten

inches wide, fastened, as shown in the cut, by tape or straps. A few sheets of absorbing-paper must be kept in the portfolio.




FIG. 240. Collecting Portfolio.

In laying out specimens for the press use plenty of paper, so that their moisture may be quickly absorbed, and the danger of mould avoided. The specimens should be laid between the sheets of drying paper in as natural a position as may be, taking care not to crumple the leaves or flowers. If the specimens be too long for the paper, they may be carefully folded or cut in two. Delicate flowers should be carefully folded in paper when gathered, and kept flat. Do not arrange every specimen just in the middle of the paper, but dispose them in such a way, that were a pile of them in their papers raised two feet high they would not topple over: this will equalize the pressure. Several dry sheets ought to be laid between each layer of fresh specimens, the quantity of paper depending upon the thickness and succulence of the plants to be pressed. In the case of thin-leaved and delicate plants, it is not a bad plan to treat the sheet of paper upon which the specimen is laid as part of the specimen, removing it, every time the papers are



changed, with the specimen undisturbed upon it, to the dry sheets. Pasteboards, or, better still, "ventilators" (made the size of the paper, of narrow strips of deal at short distances apart, nailed together in two layers at right-angles to each other, as shown in the cut, Fig. 241), may be introduced at intervals between the layers of paper until the pile be ready for the press, which may consist simply of two stout boards, made so that they cannot bend or warp. Between these boards the paper and specimens must be placed, and a weight of stones or metal, not less than 50 lbs. or 60 lbs., laid upon the top.

The papers should be changed, several times, once a day, and then at longer intervals, until the specimens are quite dry, when they should be removed from the press. If fresh




FIG. 241. Ventilator.

specimens be placed in the press, while others are in process of drying, they must be carefully separated by pasteboard, or by a thick layer of paper. The length of time which specimens ought to remain in the press varies with their nature, whether dry or succulent, and with the kind and quantity of paper used. Common stout brown paper answers very well. It may be cut to any size, but, generally, it should not be less than sixteen or eighteen inches long by ten inches wide. Practice will soon suggest many little

useful expedients in drying plants which it is needless should be detailed here.

The dried specimens should always be accurately labelled with the locality, name of finder, name of the plant, and any other details which may be thought desirable. They may either be kept loose in sheets of paper, or (and necessarily, if intended for use in a school, or for frequent consultation) mounted upon sheets of stout cartridge-paper of a larger size than foolscap, say about  $16\frac{1}{2}$  ins. by 10 ins. A ream consists of 960 half-sheets, sufficient for as many specimens.

The specimens should be fastened to the Herbarium paper with hot glue, about the consistency of cream, the glue being laid on the specimens with a hair pencil. The newly-mounted sheets should be placed between waste paper or newspapers, and pressed overnight, before they are finally retouched and placed in the Herbarium. Straps of gummed thin paper may be fastened over the thicker parts of the specimens, to prevent them breaking loose from the paper when accidentally bent.

The mounted specimens belonging to the same genus, or a part of them if the genus be a large one, may be placed in a folded sheet of a stronger and coarser paper than that upon which the specimens are glued: upon this cover, at the bottom, the name of the genus and of its Natural Order may be marked. The Genera should be arranged in their Natural Orders, the Natural Orders in their respective Divisions and Classes, and the whole placed in a suitable cabinet, which, however, need not be procured just at first.

Whatever the form of the cabinet in which the Herbarium is kept, it should be securely closed, so as to exclude dust, and camphor should be placed upon the shelves, unless the specimens are well washed over with a preservative solution

before being laid in.\* The accompanying cut shows an excellent form of cabinet, made of deal, similar to those in use at the Herbarium of the Royal Gardens, Kew

\* The preservative solution may consist of corrosive sublimate dissolved in spirits of wine, in the proportion of two drachms to the pint. It is very poisonous, and should be kept labelled, and used with care.

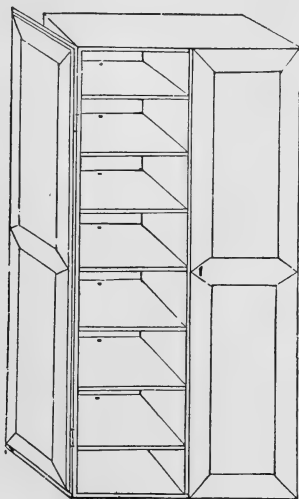


FIG. 242. Herbarium Cabinet.



## APPENDIX.

### I.

#### *HOW TO DESCRIBE PLANTS.*

WHEN the student has acquired facility in filling up schedules from plants belonging to all the principal divisions of Phanerogamia, it is desirable that he should proceed to describe specimens more at length, as shown in the following examples. As the principal use of the schedules is to direct the attention to certain important points of structure, care must be taken never to omit reference to these important points in describing plants in this way. If, however, as is best, the description be headed with the CLASS and *Division* to which the plant belongs, it is not necessary (excepting in Examination exercises) to detail all the characters which are implied by referring it to such Class and Division. The organs must be described *seriatim* in the order of their development.

#### ORANGE : *Citrus Aurantium.*

CLASS, Dicotyledons.      *Division*, Thalamifloræ.

A wholly glabrous evergreen shrub or small tree, with shining simple (unifoliolate) leaves, fragrant white axillary flowers, and globose baccate fruits.

EXTREMITIES smooth, green, glabrous, the internodes obtusely angular above ; occasionally armed with short straight acute axillary spines.

LEAVES alternate, petiolate, unifoliolate, elliptical elliptic-oval or broadly lanceolate, acute obtuse or narrowly retuse, often broadly acuminate, obsoletely crenate-serrulate, rather coriaceous, translucently glandular-dotted, lamina articulated at the base to the petiole, which is often more or less distinctly winged.

FLOWERS in shortly pedunculate or sub-sessile few-flowered fascicles from the axils of the upper leaves, regular, hermaphrodite, white and fragrant.

CALYX inferior, cup-shaped, persistent, quinque-dentate, teeth deltoid.

COROLLA hypogynous, polypetalous, much exceeding the calyx; petals normally five (varying to eight), linear or oblong, fleshy, spreading or recurved, imbricate in æstivation.

STAMENS hypogynous, indefinite, polyadelphous; filaments compressed, variously coherent; anthers oblong, two-celled, dehiscing longitudinally.

PISTIL syncarpous; ovary superior globose, seated upon a fleshy annular or hemispherical disk, many-celled; style erect, terete, deciduous, stigma capitate lobulate; ovules indefinite, biseriate.

FRUIT globose, many-celled: pericarp fleshy, replete with minute immersed receptacles of aromatic essential oil, glabrous, rugulose; septa membranous; cells usually few-seeded (or seeds abortive), filled with a succulent cellular tissue developed from the inner wall of the pericarp.

SEEDS exalbuminous; testa coriaceous; embryo with fleshy cotyledons and a small superior radicle, usually deformed from mutual pressure, the seeds being most frequently polyembryonous.

#### GARDEN PEA: *Pisum sativum*.

CLASS, Dicotyledons. *Division*, Calycifloræ.

A weak climbing annual herb, with alternate stipulate compound leaves ending in tendrils, and irregular (papilionaceous) flowers.

ROOT fibrous, branching.

STEM weak, climbing, slightly branched, glabrous.

LEAVES cauline, alternate, pinnate (bi-tri-jugate), terminating in tendrils (metamorphosed leaflets); leaflets ovate, entire, glabrous, glaucous; *stipules* foliaceous, ovate-cordate, slightly crenate.

STAMENS large, irregular (papilionaceous), in two- or three-flowered, axillary, pedunculate racemes.

CALYX gamosepalous, five-toothed, bilabiate, persistent.

COROLLA papilionaceous, white; *vexillum* large, broadly obcordate, erect; *alæ* roundish, converging, shorter than the compressed, curved *carina*.

STAMENS perigynous, decandrous, diadelphous; *filaments* subulate above; *anthers* two-celled, dehiscing longitudinally.

PISTIL apocarpous, monogynous; *ovary* superior, oblong, compressed, one-celled; *style* terminal, subfalcate; *stigma* simple; *ovules* few, attached to the ventral suture.

FRUIT a legume; seeds few (3-9), globose, exalbuminous, with a coriaceous, glabrous testa.

### TAMARIND: *Tamarindus indica*.

CLASS, Dicotyledons. *Division*, Calycifloræ.

A large much-branched (introduced) tree, with broadly spreading crown, alternate multifoliolate leaves and yellowish or red-striped flowers in simple or paniced racemes.

EXTREMITIES distichously branched, often rugulose, glabrous, or at first thinly pubescent or puberulous.

LEAVES alternate, distichous, abruptly pinnate, glabrous; *leaflets* usually in nine to twenty-one pairs, small (one-third to one-quarter inch long), coriaceous, oblong, obtuse, reticulate, subsessile; *stipules* linear, early caducous.

FLOWERS small, in simple or paniced, terminal or lateral racemes; *bracts* obovate-elliptical (one-quarter to one-third inch), concave, caducous; *bracteoles* valvate, enclosing the early bud, pubescent, caducous; *pedicels* spreading, equalling or shorter than the flowers.

CALYX gamosepalous ; *tube* narrowly funnel-shaped (*infundibuliform*) ; *limb* quadripartite, *segments* imbricate, entire, subequal in length, submembranous.

PETALS three (one posterior, two lateral), oblong or obovate-oblong, subequal, equalling or but slightly exceeding the calyx, narrowed to the base or shortly clawed ; two anterior petals minute subulate or squamiform.

STAMENS three, anterior, alternating with minute or obsolete staminodes ; *filaments* connate nearly half their length ; *anthers* oblong, versatile.

PISTIL apocarpous, monogynous ; *ovary* stipitate ; *style* rather short, equalling the stamens ; *stigma* terminal obtuse, slightly thickened ; *ovules* eight, ten, or more.

FRUIT an oblong or linear-oblong, subterete or slightly compressed, curved or nearly straight indehiscent legume ; outer layer of *pericarp* thinly crustaceous rugulose or nearly smooth, inner pulpy, fibrous, enveloping the seeds.

SEEDS roundish or obovate, compressed, with a thick shining testa, each side marked with a large faintly-defined areole ; *albumen* 0.

### GARDEN ZINNIA : *Zinnia elegans*.

CLASS, Dicotyledons.      *Division*, Corollifloræ.

An annual herb, with opposite entire leaves and terminal solitary heads of orange, scarlet, purple, rose, or white florets.

ROOT annual, slender, tapering, giving off numerous wiry, fibrous branches.

STEM erect, one and a half to four feet high, simple, or with one or two pairs of opposite ascending branches, terete, sparsely hirsute.

LEAVES cauline, opposite or subopposite, sessile, amplexicaul, ovate-oblong or ovate-elliptical, base cordate, apex acute or broadly pointed, entire, minutely setulose, scabrid or glabrescent, membranous, three- to five-nerved, the lateral nerves evanescent above ; exstipulate.



**CAPITULA** terminal solitary pedunculate heterogamous ; *peduncles* erect, exceeding the upper leaves, appressed-tomentose or pubescent above ; *involucre* hemispherical of numerous imbricate unequal obovate or obovate-oblong, very obtuse, scarious glabrous bracts margined with black above, the outer scales appressed, the inner at length with spreading or recurved apices ; *receptacle* conical at length elongate, paleaceous ; *paleæ* submembranous, lanceolate or linear conduplicate equalling the florets, with a minutely laciniate or dentate coloured apex ; *florets* numerous, of the *disk* regular, hermaphrodite, of the *ray* irregular, pistillate.

**CALYX** gamosepalous, adherent ; *limb* obsolete.

**COROLLA** of the *ray-florets* ligulate spreading obovate or obovate-oblong entire subsistent, continuous below into the adnate calyx-tube ; of the *disk-florets* tubular, five-toothed, tube abruptly dilated and articulated below, teeth spreading, shortly villous.

**STAMENS** pentandrous, epipetalous ; *filaments* filiform ; *anthers* syngenesious, linear, two-celled, dehiscing longitudinally, unappendaged below.

**PISTIL** syncarpous ; *ovary* inferior, one-celled, uniovulate ; *style* filiform ; *stigma* bifid ; *ovule* anatropous, erect.

**FRUIT** an achene ; *pappus* 0 ; achenes of the *ray* obovate much compressed shortly hispid more especially on the margins, continued above into the persistent base of the ligule ; achenes of the *disk* obovate-oblong, compressed, entire or shortly bidentate above, thinly scabrid ; *seed* solitary, erect, exalbuminous ; *embryo* with an inferior radicle.

### ROSE PERIWINKLE : *Vinca rosea*.

**CLASS**, Dicotyledons. *Division*, Corollifloræ.

A perennial herb with opposite simple leaves, and axillary conspicuous rose or white flowers.

**STEM** usually woody and branching below, erect terete pubescent or puberulous

LEAVES cauline, opposite, membranous, obovate or elliptic-oblong, obtuse mucronulate entire shortly pubescent or at length nearly glabrous above, narrowed below into the short *petiole*.

FLOWERS axillary in pairs, or sometimes solitary, subsessile or pedicels shorter than the calyx, regular, hermaphrodite.

CALYX inferior, pubescent, divided nearly to the base into five subulate segments many times shorter than the corolla-tube.

COROLLA hypogynous, hypocrateriform; *tube* cylindrical, constricted above and five-tubercled at the mouth; *limb* broadly spreading, of five obliquely-obovate or rotundate lobes, contorted in æstivation.

STAMENS epipetalous, pentandrous, alternate with the corolla-lobes; *anthers* subsessile, linear-oblong, subacute, obtusely sagittate at base, two-celled, polleniferous throughout.

PISTIL syncarpous, monogynous, dicarpellary, the carpels distinct in the *ovary*, united above in a single slender *style*; *stigma* slightly constricted horizontally, crowned by a hairy tuft; *ovules* indefinite, attached to the ventral suture of the carpels.

FRUIT of two narrow cylindrical follicles (half to one and a half inches long); *seeds* indefinite, oblong-cylindrical, minutely tubercled, unappendaged, albuminous; *embryo* cylindrical, radicle superior terete equalling or exceeding the cotyledons; *albumen* fleshy, confluent with the testa.

#### INDIAN WILLOW: *Salix tetrasperma*.

CLASS, Dicotyledons. *Division*, Achlamydeæ.

A deciduous spreading tree, with alternate simple leaves and amentaceous diœcious flowers.

BRANCHES terete, glabrous, or the annual shoots silvery-pubescent.

LEAVES alternate petiolate membranous or thinly coriaceous, varying from ovate- or oblong-lanceolate to oval and linear-lanceolate, usually finely acuminate, rounded or more or less

narrowed at the base, entire or minutely serrulate, glabrous above or at first appressed-sericeous, glabrous or thinly appressed-sericeous and opaque or glaucescent beneath; *stipules* ovate or oblong deciduous.

FLOWERS diœcious, achlamydeous, in axillary pedunculate elongate cylindrical occasionally rather lax silky or pubescent catkins; *peduncle* with or without a few reduced leaves: STAMINATE flowers with usually six to eight stamens in the axil of minute ovate bracts; *filaments* filiform, *anthers* minute, rotundate, two-celled; *glands* two, anterior and posterior, minute, fleshy, inserted on the receptacle: PISTILLATE flowers in the axil of minute silky or tomentose bracts; *ovary* shortly pedicellate, lanceolate-ovoid, pubescent or glabrous; *glands* fleshy, embracing the pedicel; *stigmas* two, subsessile; *ovules* few, on two parietal placentas.

FRUIT a two-valved capsule, equalling or exceeding the pedicel; *seeds* few (about four), comose, exalbuminous.

### CULTIVATED RICE : *Oryza sativa*.

CLASS, Monocotyledons.      *Division*, Glumiferæ.

An annual cereal with an erect or slightly drooping narrow paniculate inflorescence.

ROOT fibrous.

STEM (*culm*) erect, or prostrate below and rooting at the nodes, jointed, terete, striate, glabrous.

LEAVES cauline, alternate, sheathing, linear finely acuminate, longitudinally-nerved, striate, more or less distinctly scabrous with minute setæ directly forwards; *ligule* prominent, lanceolate, membranous or scarious.

INFLORESCENCE a panicle, narrow with short ascending lateral branches or more diffuse, branches wiry, angular or sulcate, hispid, or scabrous; spikelets pedicellate one-flowered oblong compressed.

OUTER GLUMES two, minute, nearly equal, subulate, three to five times shorter than the spikelet.

**FLOWERING GLUME** navicular, coriaceous, laterally compressed, carinate, obscurely five-nerved, apiculate or aristate, the scabrous awn often many times longer than the spikelet, thinly setulose-hispid externally at least on the keel, or glabrate.

**PALE** equalling or nearly equalling the flowering glume, coriaceous, laterally compressed, obscurely three-nerved, mucronate or apiculate, thinly and minutely appressed-hispid or glabrate.

**STAMENS** hypogynous, hexandrous; *filaments* filiform; *anthers* versatile linear bilocular dehiscing longitudinally.

**LODICULES** two, glabrous fleshy.

**PISTIL** syncarpous; ovary globose or ovoid glabrous one-celled; *styles* two, slender; *stigmas* plumose; *ovule* solitary.

**FRUIT** a free linear or oblong caryopsis, closely invested by the persistent flowering glume and pale; *embryo* oblique, at the base of horny albumen.

N.B.—Rice occurs under many varieties, as do several of the plants here briefly described. The varieties of Rice differ in the presence or absence of an awn to the flowering glume, the colour of the glumes, the form of the caryopsis, and in other trivial characters.

## II.

### LIST OF SOME WORKS ON INDIAN BOTANY

TO WHICH REFERENCE MAY BE MADE FOR DETAILED  
INFORMATION.

*Several of these are rare or out of print, but may be occasionally picked up second-hand.*

*There is no good work on the general botany of India. Several named in the following enumeration are excellent so far as they go, but most of them either apply to the botany of a limited area, or are incomplete or out of date; others again are hardly scientific.*

HOOKEK, Sir J. D.—“The Flora of British India,” 8vo.; London, 1875—and still in progress: complete to the end of Dicotyledons, with descriptions of Genera and Species.

HOOKEK and THOMSON.—“Flora Indica,” vol. i. 8vo.; London, 1855. Ranunculaceæ to Fumariaceæ, with a unique Essay prefixed on the Geographical relations of the Indian Flora. Under the title of “Præcursores ad Floram Indicam,” the same authors published in the “Journal of the Linnean Society of London,” systematic reviews of other Natural Orders: Campanulaceæ, Saxifrageæ and allies, Crassulaceæ, Caprifoliaceæ, Balsamineæ, and Cruciferæ.

WIGHT and ARNOTT.—“Prodromus Floræ Peninsulæ Indiæ Orientalis,” vol. i. 8vo.; London, 1834. Descriptions of Genera and Species of the Indian Peninsula, from Ranunculaceæ to Dipsaceæ.

ROXBURGH.—“Flora Indica.” Three vols. 8vo.; Serampore, 1832. The third volume, edited from posthumous manuscripts

only, occasionally contains the same species described twice over under different names: a *verbatim* reprint, by Mr. C. B. Clarke, with the addition of Cryptogamia, from the "Calcutta Journal of Natural History," was published at Calcutta, in one volume, in 1874.

WIGHT.—"Illustrations of Indian Botany;" or Figures illustrative of each of the Natural Orders of Indian Plants described in the author's "Prodromus Floræ Peninsulæ Indiæ Orientalis," with Observations, &c. Two vols. 4to.; Madras, 1838-1841.

WIGHT.—"Icones Plantarum Indiæ Orientalis," or Figures of Indian Plants. Six vols. 4to.; Madras, 1838-1853. A collection of upwards of 2,000 uncoloured Lithographs, with brief descriptions.

THWAITES.—"Enumeratio Plantarum Zeylanicæ." One vol. 8vo.; London, 1864. An enumeration of the Flowering Plants and Ferns of Ceylon, with descriptions of many new species.

ROYLE.—"Illustrations of the Botany, &c. of the Himalaya." Two vols. folio; London, 1839; with 100 coloured Plates.

ROXBURGH.—"Plants of the Coast of Coromandel." Three vols. large folio; London, 1795-1819; with 300 coloured Plates.

WALLICH.—"Plantæ Asiaticæ Rariores." Three vols. folio; London, 1830-1832; with 295 coloured Plates.

WALLICH.—"Tentamen Floræ Nepalensis." One vol. folio; Calcutta, 1824-1826; with fifty Plates of select Nepal Plants.

HOOKE.—"Illustrations of Himalayan Plants." One vol. large folio; London, 1855; with twenty-five coloured Plates of remarkable plants of the Sikkim-Himalaya.

HOOKE.—"Rhododendrons of Sikkim-Himalaya" One vol. folio; London, 1849; with thirty Plates.

JACQUEMONT.—"Voyage dans l'Inde pendant les Années 1828-1832." Botany by Cambessèdes and Decaisne. One vol. folio; Paris, 1841-1844; with 180 Plates.

DALZELL and GIBSON.—"Bombay Flora." One vol. 8vo.; Bombay, 1861 (as to species only).

KLOTZSCH and GARCKE.—"Die botanischen Ergebnisse der Reise . . . Prinzen Waldemar von Preussen." Berlin, 1862.

One vol. 4to. with 100 Plates, and Descriptions of Himalayan Plants.

DRURY.—“Handbook of the Indian Flora.” Two vols. 8vo. ; Travancore, 1864–1866.

GRIFFITH.—“Posthumous Works ;” Calcutta, 1847–1854 ; including “Palms of British India,” one vol. folio ; “Notulæ ad Plantas Asiaticas,” being Miscellaneous Observations on Indian Plants, three vols. 8vo. ; “Journal of Travels in India,” one vol. 8vo. ; and “Itinerary Notes,” one vol. 8vo.

BEDDOME.—“Ferns of Southern India ;” Madras, 1863, one vol. 4to. ; with 271 Plates of Ferns (with descriptions) of the Madras Presidency : also “Ferns of British India,” Madras, 1865. The latter work in progress ; exclusive of species figured in the previous work.

DON, D.—“Prodrômus Floræ Nepalensis.” One vol. 12mo. ; London, 1825.

CLARKE, C. B.—“Commelynaceæ et Cyrtandraceæ bengalenses.” Calcutta, 1874, one vol. folio.

BRANDIS, D.—“Forest Flora of N.W. and Central India,” one vol. 8vo. and Atlas.

MITTEN.—“Mosses of the East Indies.” Journal of the Linnean Society, iii. 1859 (*Supplement*).

In the same Journal are numerous Monographs and Essays relating to Indian Botany, by Hooker and Thomson, Lindley, Edgeworth, Anderson, Aitcheson, Baker, Clarke, Oliver, and others.

Many plants of North-Western India, of Afghanistan and Beloochistan, are described in Boissier’s “Flora Orientalis,” and “Diagnoses Plantarum Orientalium Novarum,” two series, two vols. Geneva, 1842–1859. See also Hooker’s “Journal of Botany” and “Kew Journal of Botany” for Miscellaneous Memoirs on Indian Botany, by Bentham, Stocks, and others ; Cleghorn’s “Forests and Gardens of Southern India,” one vol. 8vo. London, 1861 ; “Pharmacopœia of India,” one vol. 8vo. London, 1868 ; Hooker’s “Himalayan Journals,” two vols. 8vo. London, 1854 ; Thomson’s “Western Himalaya and Thibet,” one vol. 8vo. London, 1852 ; Bentham’s “Flora Hongkongensis,” London, one vol. 8vo., 1861.





## INDEX AND GLOSSARY.

### A.

*Abortion*, imperfect or rudimentary development.

*abrupt*, applied to organs terminating suddenly.

Abrus, 197.

*Absorption*, 19.

Acacia, 199.

Acanthaceæ, 255.

Acanthus Family, 255.

*acauliscent*, apparently stemless, 68.

*accrescent*, applied to parts of the calyx or corolla which persist and enlarge after flowering, 188, 192-3.

Acer, 191.

*Achene*, 101.

Achimenes, 246.

Achlamydeæ, 60.

*achlamydeous*, without either calyx or corolla, 41.

Achras, 236.

*acicular*, 77.

Aconitum, 148.

Acorn, 98.

Acorus, 309.

Acotyledons, 344.

Acrotrema, 149.

Actæa, 148.

*Aculei*, prickles; *aculeate*, prickly.

*Acumen*, a long narrow point; *acuminate*, having an acumen.

*acute*, 79.

Adam's Needle, 73, 313.

Adansonia, 175.

*Adhesion*, 29.

Adiantum, 347.

*adnate*, adherent; also applied to anthers with the filament prolonged up the back of the anther.

*Adventitious roots*, 69.

Ægiceras, 261.

Æginetia, 253, 254.

Ægle, 184.

*Aerial roots*, 69.

Æschynanthus, 246.

Æschynomene, 197.

Æstivation, 88.

Agave, 73, 313, 328.

*Alæ*, wings (of papilionaceous corolla, 196); *alate*, winged.

Albizzia, 198.

*Albumen*, 45.

*albuminous*, 45, 105.

Alburnum, sap-wood (of ebony), 235.

Algæ, 361.

Alismaceæ, 332.

Allamanda, 239.

Allium, 313.

Almond, 203.

Aloe, 313.

Aloe, American, 328.

Alopecurus, 338.

Aloysia, 259.

Alpinia, 323, 326.

Alsodeia, 163.

Alsophila, 348.

*alternate*, 73.

Alysicarpus, 197.

Amaranth Family, 268.

Amaranthaceæ, 268.

Amaryllidaceæ, 327.

Amaryllis Family, 327.

American Aloe, 73, 313.

Amomum, 326, 327.

Ampelideæ, 188.

*amplexicaui*, 80.

Amygdalus, 203.

Anacardiaceæ, 192.

Anagallis, 263.

*anatropous*, applied to ovules when inverted, so that the micropyle adjoins the hilum, and the organic base of the nucleus (where it is united to the coat or coats of the ovule) is at the extremity remote from the hilum, 26.

*Andræcium*, the stamens of a flower collectively.

- Andropogon, 203, 338, 341.  
 -*androus*, in composition, applying to the stamens.  
 Anemone, 148.  
 Anethum, 219.  
*Angiosperms*, plants having the ovules fertilized through the medium of a stigma, 295.  
 Anise, 222.  
 Anisum, 222.  
 Annatto Family, 164.  
*annual*, producing seed and dying in the first season.  
*annual zones* (of wood), 118.  
 Anona, 151.  
 Anonaceæ, 151.  
*anterior*, same as inferior, when applied to the relation of the parts of a flower to the axis.  
*Anther*, 8.  
*Antheridia*, 351.  
*Antheridium*, the male organ of Cryptogams, corresponding to the anther of Phænogams.  
 Antiaris, 275.  
 Antirrhinum, 253.  
*apetalous*, without petals (or corolla).  
*Apex*, 79.  
*apiculate*, with a small abrupt point (*apicules*).  
 Apium, 222.  
*apocarpous*, 12.  
 Apocynaceæ, 238.  
 Apostasiæ, 322.  
*apothecium*, the fructification of Lichens; usually applied to the open, shield-like disks bearing the sporanges or thecæ.  
 Apple, 201, 203.  
 Apricot, 203.  
 Aquilaria, 287.  
 Arachis, 197.  
*arachnoid*, like cobwebs.  
 Araliaceæ, 222.  
*Archegonium*, the female organ of Cryptogams, corresponding to the ovule or embryo sac of Phænogams, 351.  
 Ardisia, 261.  
 Ardisia Family, 260.  
 Areca, 302.  
 Arenga, 302.  
 Argemone, 159.  
 Argyreia, 247.  
*Aril*, or *arillus*, a coat growing partially or wholly over the testa of certain seeds, developed from the funicle or micropyle. An aril developed from the micropyle is sometimes distinguished as an *arillode*.  
*aristate*, having an awn (*arista*)  
 Aristolochia, 281.  
 Aristolochiaceæ, 281.  
 Armeniaca, 203.  
 Aroideæ, 306.  
 Arrowroot, 326.  
 Arrowroot Family, 323.  
 Artabotrys, 152.  
 Artichoke, 230.  
 Artichoke, Jerusalem, 230.  
 Artocarpus, 272, 275.  
 Arum Family, 306.  
 Arundo, 339.  
*Ascending axis*, 15  
*Asi*, 358.  
 Asclepiadaceæ, 239.  
 Asclepias Family, 239.  
*Ash of plants*, 20.  
 Asparagus, 313  
 Aspidium, 345, 347.  
 Asplenium, 347.  
*Assimilation*, 21.  
 Atriplex, 267.  
 Atropa, 252.  
 Aubergine, 251.  
*Auricle*, an ear-like appendage  
*auriculate*, with auricles.  
 Avena, 340.  
 Averrhoa, 182.  
*Awn*, 56.  
*Axil* (of leaf), 3.  
*Axile placentation*, 96.  
*axillary*, 70.  
*Axis*, 15  
 Azadirachta, 186, 187.  
 Azalea, 233.

## E.

- Bael, 184.  
 Bakas, 255.  
 Balm of Gilead, 186.  
 Balsam, 181, 182.  
 Bamboo, 339.  
 Bambusa, 339.  
 Banana, 325.  
 Banyan, 272.  
 Baobab, 175.  
 Bark, 118.  
 Barley, 339.  
*Base* (of leaf), 79.  
 Basella, 267.  
 Basidia, 358.  
 Basil, 29, 38, 257  
 Bassia, 236.  
 Batatas, 248.  
 Bead-tree, 186.  
 Bean, 196, 197.  
 Bean-caper Family, 180  
 Beech, 285.  
 Beet, 267.  
 Begonia Family, 216.  
 Begoniaceæ, 216.  
 Bell-flower Family, 231.  
 Benincasa, 215.  
 Benzoin Family, 233.  
 Bertholletia, 210.  
 Beta, 267.  
 Betel, 302.

Betle, 293.  
 Bhang, 273.  
*bi-*, two, in composition.  
*bidentate*, with two teeth.  
*biennial*, producing seed and dying in the second season.  
*bifid*, 79.  
*bifoliate*, with two leaflets.  
 Bignonia Family, 244  
 Bignoniaceæ, 244.  
 Bikh poison, 148.  
*bilabiate*, 39.  
*bilocular*, two-celled; applied to anthers and ovaries.  
 Bindweed Family, 247.  
*bipartite*, 80.  
 Birthwort Family, 281.  
*bitermate*, 79.  
 Bixa, 164.  
 Bixaceæ, 164.  
*blade*, 4.  
 Blechnum, 347.  
 Blumea, 229.  
 Bœhmeria, 29, 40, 270.  
 Boerhaavia, 265.  
 Bokul, 235.  
 Bombax, 176.  
 Borage Family, 248.  
 Boraginaceæ, 248.  
 Borassus, 302, 303.  
 Boswellia, 185.  
 Botrychium, 350.  
 Bougainvillea, 266.  
 Bowstring hemp, 313.  
*Bracteole*, the small bract of an individual flower of an inflorescence.  
*Bracts, bracteate*, 87.  
 Bramble, 200.  
 Brasenia, 155.  
 Brasil-nuts, 210.  
 Brassica, 31, 159, 160, 161  
 Bread-fruit, 275.  
 Brinjal, 251.  
 Bromelia, 304.  
 Broom-rapes, 253.  
 Broussonetia, 275.  
 Bruguiera, 211.  
 Bryophyllum, 217, 218.  
 Buchanania, 192.  
 Buckthorn, 206.  
 Buckthorn Family, 205.  
 Buckwheat, 101, 269.  
 Buckwheat Family, 269.  
*Bud*, 6.  
*Bulb*, 71.  
 Bull-rush Family, 305.  
*Bunt*, 358.  
 Burmannia, 323.  
 Burmanniaceæ, 323.  
 Buro-kan or, 29, 52.  
 Burseraceæ, 185.  
 Butea, 195.  
 Butterwort Family, 254.

## C.

Cabbage, 160.  
 Cactaceæ, 215.  
 Cadaba, 162.  
*caducous*, applied to organs of the flower which fall off at or before the time of expansion, 31.  
 Cæsalpinieæ, 196.  
 Cajanus, 199.  
 Calabash-tree, 245.  
 Calamander, 235.  
 Calamus, 302.  
 Calceolaria, 254.  
*calceolate*, slipper-shaped.  
 Calophyllum, 168.  
 Calosanthus, 244.  
 Calotropis, 240.  
 Calumba-root, 154.  
 Calycifloræ, 60, 194  
*Calyptra*, 356.  
*Calyx*, 7.  
*Cambium*, 116.  
 Camellia, 170.  
 Campanula, 231.  
 Campanulaceæ, 231.  
*campanulate*, bell-shaped.  
 Camphor, 292.  
*camphylotropous*, applied to ovules when the nucleus and its coat are curved so as to bring the micropyle near to the hilum and to the organic base of the nucleus.  
*canescent*, hoary with minute hairs, giving the surface a whitish hue.  
 Canna, 325.  
 Cannabis, 273.  
 Canthium, 227.  
 Cape Gooseberry, 100, 251-2.  
 Caper Family, 161.  
*Capitula*, 36.  
 Capparidaceæ, 161.  
 Capparis, 162.  
*Capsule*, 101.  
 Caraways, 222.  
 Carbon of plants, 21.  
 Carbonic acid, 21, 120.  
 Cardamoms, 327.  
 Cardiospermum, 191.  
 Carex, 335.  
*Carina*, a keel (of papilionaceous corolla), 196.  
*carinate*, keeled.  
 Carissa, 239.  
 Carlemannia, 226.  
*Carpels*, 11.  
*Carpophore*, 220.  
 Carrot, 219.  
 Carthamus, 230.  
 Carum, 222.  
 Caryophyllaceæ, 166.  
 Caryophyllus, 209.  
*Caryopsis*, 340.

- Caryota, 302, 303.  
 Cassava, 280.  
 Cassia, 196, 197, 198, 292.  
 Cassytha, 292.  
 Castor-oil Family, 276.  
 Castor-oil seed, 45.  
 Catechu, 199.  
*Catkin* (or *Ament*), a deciduous spike.  
     41, 283.  
*Caudicle*, 318.  
*cauline*, 4.  
 Cedar, 297.  
 Cedar, W. Indian, 187.  
 Cedrela, 187.  
 Cedrus, 297.  
 Celastraceæ, 204.  
 Celastrus, 204.  
 Celery, 222.  
*Cell-contents*, 111.  
*Cells*, 108.  
*Cellular plants*, 356.  
*Cellular system*, 114.  
*Cellulose*, 112.  
 Celosia, 268.  
*centrifugal*, same as definite, applied to  
     an inflorescence.  
*centripetal*, same as indefinite, applied  
     to an inflorescence.  
 Cephaëlis, 226.  
 Ceratopteris, 349.  
*Cereals*, 341.  
*cernuous*, pendulous, overhanging.  
 Cetraria, 361.  
*Chalaza*, the part of an ovule where the  
     base of the nucleus is united to its  
     coat.  
 Chamærops, 302.  
 Chaste-tree, 259.  
 Chavica, 293.  
 Cheer Pine, 294.  
 Cheersullah, 294.  
 Chenopodiaceæ, 266.  
 Chenopodium, 266.  
 Cherry, 203.  
 Chestnut, 284.  
*Chlorophyll*, 113.  
 Chloroxylon, 187.  
 Chocolate, 176.  
 Chrysophyllum, 236.  
 Churrus, 273.  
*Cicca*, 280.  
 Cicer, 196.  
 Cinchona, 226.  
 Cinchoraceæ, 230.  
*Cinœchyma*, branching or simple vessels  
     containing white or coloured fluid  
     (milk-sap).  
 Cinnamomum, 291.  
 Cinnamon, 291, 292.  
*circinate*, 344.  
*circumscissile*, dehiscing transversely ;  
     applied to capsular fruits.  
 Cissampelos, 154.  
 Citron, 6, 184.  
 Citrullus, 214, 215.  
 Citrus, 5, 182.  
 Citrus aurantium, described, 369.  
 Cladonia, 361.  
*Class*, 45.  
*Classification*, 123.  
 Clausena, 184.  
*Claw of petal*, 89.  
 Clearing nuts, 242.  
 Clematis, 147, 148.  
 Clerodendron, 260.  
 Clove, 209.  
 Clove pepper, 209.  
 Clubmoss Family, 351.  
*Coat of ovule*, 26.  
 Coccinia, 215.  
 Cocculus, 154.  
*Coccus*, the one-seeded carpel of a syn-  
     carpous fruit, the carpels of which  
     separate from each other when ripe.  
 Cockscomb, 268.  
 Cocoa-nut, 100, 301.  
 Cocoa-tree, 176.  
 Cocos, 301, 302.  
 Coffea, 226.  
*Cohesion*, 29.  
 Coix, 337.  
*Collective fruits*, 102.  
 Colocasia, 29, 47, 306, 308.  
 Colocynth, 215.  
*Columnella*, the central axis in the spo-  
     range of mosses.  
*Column*, 318 ; of Orchids, 51.  
*Coma*, 241.  
 Combretaceæ, 203.  
 Combretum Family, 203.  
 Commelina, 314.  
 Commelynaceæ, 314.  
*Commisssure*, 221.  
*complete*, applied to flowers when calyx,  
     corolla, stamens, and pistil are present.  
 Compositæ, 227.  
 Composite Family, 227.  
*Compound leaves*, 75, 78.  
*Conceptacle*, a closed cavity containing  
     fructification in Cryptogams ; of Fucus,  
     362.  
*conduplicate*, folded down the middle.  
*Cone*, 102.  
 Confervoidæ, 362.  
 Coniferæ, 294.  
 Conium, 221.  
 Connaraceæ, 193.  
 Connarus Family, 193.  
*connate*, 80.  
*Connective*, the portion of the anther  
     connecting the pollen-bearing lobes  
*Constituents of plants*, 20.  
*contorted*, twisted.  
 Convolvulaceæ, 247.  
 Convolvulus, 247, 248.  
 Copal, Indian, 172.

*Coptis*, 148.  
 Coral-plant, 278.  
*Corchorus*, 177.  
*cordate*, 77.  
*Cordia*, 249.  
 Cordiaceæ, 249.  
*coriaceous*, of leathery consistence.  
*Coriander*, 219.  
*Cork*, 286.  
*Corm*, 71.  
*Corolla*, 7.  
 Corollifloræ, 224.  
*Corona* (of Amaryllidaceæ), 328; of Asclepiadaceæ, 241.  
*Corymb*, 84.  
*Costus*, 326.  
 Cotton, 174.  
 Cotton-tree, 175.  
 Cotyledons, 14.  
 Cranberry Tribe, 233.  
 Crassulaceæ, 217.  
*Cratæva*, 162.  
*crenate*, 80.  
*Crescentia*, 245.  
 Cress, 160.  
*Crinum*, 29, 52, 327.  
*Crotalaria*, 197, 199.  
*Croton*, 279.  
 Croton-oil plant, 279.  
 Crucifer Family, 159.  
 Cruciferæ, 159.  
 Cryptogamia, 342.  
*cucullate*, hooded.  
 Cucumber, 214.  
*Cucumis*, 214.  
*Cucurbita*, 214.  
 Cucurbitaceæ, 213.  
*Culm*, 339.  
*cuneate*, wedge-shaped.  
*Cupressus*, 295.  
*Cupule*, the cup-like involucre of Corylaceæ.  
 Cupuliferæ, 284.  
*Curcuma*, 326.  
*Cuscuta*, 248.  
*cuspidate*, with an abrupt, acute point.  
 Custard Apple, 151, 152.  
 Custard-Apple Family, 151.  
*Cyanotis*, 314.  
*Cyathea*, 348.  
 Cycadaceæ, 300.  
*Cycas*, 70, 279.  
 Cycas Family, 300.  
*Cyme*, 86.  
*cymose*, 86.  
*Cynara*, 230.  
*Cynodon*, 339, 341.  
 Cyperaceæ, 334.  
*Cyperus*, 334.  
 Cypress, 295.  
*Cypripedium*, 322.  
*Cyrtandrea*, 246.

## D.

Daffodil, 328.  
*Dalbergia*, 197, 199.  
*Daphne*, 286.  
 Date, 302.  
 Dates, Trebizonde, 290.  
*Datura*, 251.  
*Daucus*, 219.  
*Davallia*, 348.  
 Deadly Nightshade, 252.  
*deca-* or *decem-*, ten, in composition.  
*deciduous*, 7.  
*declinate*, applied to stamens when directed to one side, 233.  
*decumbent*, applied to stems horizontal at first, then rising from the ground towards the inflorescence.  
*decurrent*, 80.  
*decussate*, with opposite pairs alternating at right angles.  
*Deeringia*, 268.  
*definite*: *inflorescence*, 86; *seeds* or *ovules*, 104; *vascular bundles*, 115.  
*dehiscence* (of fruits), 94, 100.  
*Delima*, 149.  
*Delphinium*, 148.  
*Dendrobe*, 29, 50.  
*Dendrobium*, 29, 50, 316, 319.  
*dentate*, 80.  
*denticulate*, finely toothed.  
*Descending axis*, 15.  
*Describing Plants*, 369.  
*Desmodium*, 197.  
*determinate*, applied to an inflorescence which is definite, centripetal, or cymose.  
 Dhak, 195, 197.  
*di-*, two, in composition.  
*diadelphous*, 11.  
*diagnostic characters*, 127.  
*diandrous*, 42.  
*Dianthus*, 166.  
 Dichlamydeæ, 60.  
*dichlamydeous*, with calyx and corolla, 24, 41.  
*dichotomous*, forked.  
*diclinous*, applied to flowers with stamens only, or with pistil only.  
*diclinous*, 40.  
*dicocous*, applied to syncarpous fruits consisting of two cocci.  
*dicotyledonous*, 15.  
 Dicotyledons, 45.  
 Didymocarpus, 246.  
*didynamous*, two long and two short, applied only to stamens, 39.  
*Diffusion*, 119.  
*Digitaria*, 337.  
*digitate*, 78, 79.  
*digynous*, with two styles.  
 Dill, 219.  
 Dillenia Family, 148.

*Dillenia speciosa*, 148, 149.  
 Dilleniaceæ, 148.  
*dimerous*, applied to flowers with parts in twos.  
*Dimorphism*, 179; of *Campanula*, 231.  
*diœcious*, *dioœcious*, with staminate and pistillate flowers on different plants.  
 Dionœa, 219  
 Dioscorea, 310.  
 Dioscoreaceæ, 310.  
 Diospyros, 234.  
 Dipterocarpeæ, 170.  
 Dipterocarpus, 171, 172.  
 Dischidia, 241.  
*discoid*, 228.  
*Disk*, a cellular ring, or cup-like thickening, of the receptacle, either free or adherent to the calyx-tube or ovary, 9, 36.  
*dissected*, cut into fine divisions.  
*Dissepiments* (of ovary), 95.  
*distichous*, in two rows.  
*distractile*, applied to anthers when the anther-lobes are widely separated from each other by an extension of the connective.  
*distractile*, 258.  
 Dock, 269.  
 Dodders, 248.  
*dodecandrous*, with twelve stamens.  
 Dodonœa, 191.  
 Dogbane Family, 238.  
*Dorsal suture*, 95.  
*Double flowers*, 201.  
 Doum Palm, 302.  
 Dracœna, 29, 54, 311.  
 Drosera, 219.  
 Drupaceæ, 201.  
*Drupe*, 99.  
 Dryabalanops, 172.  
*Drying Plants*, 363.  
*Dry-rot*, 358.  
 Duckweed, 309, 310.  
 Durian, 175.  
 Durio, 175.

## E

Eagle-wood, 287.  
 Ebenaceæ, 234.  
 Ebony Family, 234.  
*ebracteate*, 88.  
 Echinops, 228.  
 Egg-plant, 251.  
 Elœagnaceæ, 289.  
 Elœagnus, 289.  
 Elœocarpus, 178.  
 Elaïs, 303.  
*Elaters*, elastic spiral fibres associated with the spores of certain Cryptogams; of *Equisetum*, 354.  
*Elementary Constituents*, 20.

Elephant Creeper, 247.  
 Eleetaria, 327.  
 Eleusine, 339.  
*elliptical*, 77.  
 Elodea, 331.  
*emarginate*, 79.  
 Embryo, 13.  
*Embryonal vesicle*, the rudimentary cell formed within the embryo-sac, from which the embryo develops; called also germinal vesicle.  
*Embryo-sac*, the large cell of the nucleus of the ovule in which the embryo originates, 26.  
*Endocarp*, the inner layer of the pericarp, 101.  
*endogenous*, 117.  
*Endosperm*, albumen formed inside the embryo-sac.  
*Endostome*, the micropylar opening through the inner coat of an ovule.  
*ensiform*, sword-shaped.  
 Entada, 198.  
*entire*, 80.  
*Envelopes of flower*, 24  
 Ephedra, 298.  
*Epicarp*, the outer layer of the pericarp.  
*Epidermis*, 121.  
*epigynous*, inserted upon the ovary; applied to corolla and stamens.  
*epipetalous*, 36, 40.  
*epiphyllous*, 54.  
*Epiphytes*, 322.  
*equally pinnate*, pinnate without an odd terminal leaflet.  
 Equisetaceæ, 354.  
 Equisetum, 355.  
*equitant*, applied to conduplicate leaves folded one over the other.  
 Ergot, 358.  
 Erica, 233.  
 Ericaceæ, 233.  
 Eriobotrya, 201, 203.  
 Eriocaulon, 315.  
 Eriocauloneæ, 315.  
 Ervum, 196.  
 Erythroxyton, 179.  
 Eucalyptus, 209.  
 Euphorbia, 277.  
 Euphorbiaceæ, 276.  
 Euphoria, 191.  
 Euryale, 156.  
 Evening Primrose Family, 211.  
 Exacum, 243.  
*exalbuminous*, 45, 105.  
*Exhalation*, 19.  
*exogenous*, 116.  
 Exogonium, 248  
*Exostome*, the micropylar opening through the outer coat of an ovule.  
*exserted*, projecting beyond the corolla, applied to stamens.

*extipulate*, 80.  
*Extine*, the outer coat of a pollen-grain.

*extrorse*, applied to anthers dehiscing on the side from the pistil.

## F.

Fagonia, 180.

Fagus, 285.

*falcate*, curved like a scythe.

Fan Palm, 303.

*fasciculate leaves*, 82.

Fennel, 219.

Fern Family, 344.

*Fertilisation*, 26.

*fibrous*, 68.

*Fibro-vascular system*, 115.

Ficus, 272.

*-fid*, in composition, divided to about the middle, 77.

Fig, 102, 272, 274.

Figwort Family, 252.

*Filament*, 8.

Filices, 344.

*filiform*, thread-l.ke.

*fimbriate*, fringed by fine divisions of the lamina.

Fir, 299.

*fistular*, hollow.

Flacourtiæ, 164.

Flax, 178.

Flax Family, 178.

*Floret*, the flower of a Composite, or of a grass, 35.

*Flower*, Structure of, 5, 23.

*Flower-head*, 35, 86.

*Flowering-glume*, 56.

*Flowerless plants*, 342.

Fly-trap, 219.

Fœniculum, 210.

*foliaceous*, leaf-like.

*Foliage leaves*, 4.

*Foramen*, see Micropyle.

Forget-me-not, 219.

Fragaria, 203.

Fraxinus, 237.

*free*, neither coherent nor adherent.

*free central placentation*, 97.

Frogbit Family, 330.

*Fronde*, the leaf of a Fern, or leaf-like expansion of any Cryptogam, 344.

Fruit, 98.

*Fruits*, Table of, 104.

Fuchsia, 212.

Fucus, 362.

Fuirena, 335.

Fumariæ, 157.

Fungi, 357.

*Funicle*, 264.

*fusiform*, spindle-shaped.

## G.

*Galbulus*, 295.

*galeate*, helmet-shaped.

Gallic Acid, 286.

Gambir, 226.

Gamboge Family, 168.

Gamopetalæ, 60.

*gamosepalous*, 7.

Garcinia, 168, 169.

Gardenia, 225.

Garlic, 313.

*geminata*, in pairs.

Gentian Family, 243.

Gentianaceæ, 243.

*Genus*, 125.

Geraniaceæ, 181.

Geranium Family, 181.

*Germination*, 43.

Gesneraceæ, 246.

Ghwian, 29, 47.

*gibbous*, with a short obtuse spur.

Gingeley, 246.

Ginger, 326.

Ginger Family, 323.

Ginseng, 223.

*glabrous*, 5, 80.

*Glands*, cells or hairs containing or secreting resinous or oily matter; or the lobes of the involucre of Euphorbia; or of a disk.

*glaucous*, bluish-green.

Gleichenia, 349.

Globe Amaranth, 268.

Gloriosa, 313.

Gloxinia, 246.

*Glume*, 56, 335.

Glumiferæ, 61, 334.

Gnetaceæ, 299.

Gnetum, 299.

Gomphrena, 268.

*Gonidia*, cells capable of developing new plants, liberated by the vegetative system of leafless Cryptogams, 359.

Goosefoot, 266.

Goosefoot Family, 266.

Gossypium, 174.

Gourd, 214.

Gourd Family, 213.

*Grain* (of wheat), 57.

Gram, 196.

Gramineæ, 336.

Granadilla, 215.

Grape, 100.

Grape-vine, 189.

Grass-cloth Family, 270.

Grass-cloth Nettle, 29, 40.

Grass Family, 336.

Grewia, 177.

Grislea, 213.

Ground Nut, 197.

*growing point of root*, 2.

Guatteria, 152.

Guava, 100, 210.  
 Guaiacum, 180.  
 Guilandina, 198.  
 Gulancha, 155.  
 Gunjah, 273.  
 Gutta Percha, 236.  
 Guttiferæ, 168.  
*gymnosperms*, 295.  
*Gymnosperms*, plants with naked seeds; *i.e.* not enclosed in an ovary.  
 Gynandropsis, 162.  
*gynandrous*, applied to stamens adhering to the pistil, 52.  
*Gynæcium*, the pistil, or carpels of a flower collectively.  
*Gynophore*, a stalk supporting the ovary above the rest of the flower, 162.  
*-gynous*, in composition, applying to the pistil.

## H.

Hæmatoxyton, 199.  
 Halorageæ, 212.  
*hastate*, 77.  
*Heart-wood* (or *duramen*), the matured central portion of the wood of Exogens.  
 Heath Family, 232.  
 Hedychium, 326.  
 Helianthus, 230.  
 Helicteres, 176.  
 Heliotrope, 249.  
 Hemidesmus, 241.  
 Hemlock, 221.  
 Hemp, 273.  
 Henbane, 252.  
 Henna, 213.  
*hepta-*, seven, in composition.  
*herbaceous*, not woody; applied generally to plants which do not form a woody stem, 3.  
 Herbarium, 363.  
*hermaphrodite*, with stamen and pistil in the same flower.  
*heterogamous*, 229.  
*hex-*, *hexa-*, six, in composition.  
 Hibiscus, 173-175.  
*Hilum*, the point of attachment of a seed or ovule, 13.  
 Hippocratea, 205.  
 Hiptage, 179.  
*hirsute*, with rather long stiff hairs.  
*hispid*, with short, harsh hairs.  
 Holmskioldia, 259.  
*homogamous*, 229.  
 Hordeum, 339.  
 Horsetail Family, 354.  
 Hop, 275.  
 Hopea, 171.  
 Hoya, 241.  
 Humble Plant, 197-199.  
 Humulus, 275.

*hybrid*, a cross between two species.  
 Hydrangea, 218.  
 Hydrilla, 331.  
 Hydnocarpus, 164.  
 Hydrocera, 182.  
 Hydrocharideæ, 330.  
 Hydrocotyle, 221.  
 Hydrogen of plants, 21.  
*Hymenium*, the surface bearing spores or sporidia in leafless Cryptogams; usually restricted to Fungi.  
 Hymenophyllum, 349.  
 Hyoscyamus, 252.  
 Hypericineæ, 167.  
 Hypericum, 167.  
 Hypphaene, 302.  
*hypocrateriform*, salver-shaped; applied to gamopetalous corollas, with the tube longer than the flat, spreading limb.  
*hypogynous*, inserted under the ovary; applied to stamens and corolla, 9.

## I.

Iceland Moss, 361.  
*icosandrous*, with twenty stamens; applied to flowers in which they are inserted upon the calyx.  
 Illicium, 149, 150.  
*imbricate*, overlapping, 88.  
*imparipinnate*, pinnate with an odd leaflet.  
 Impatiens, 181.  
*imperfect*, with stamens only, or with pistil only, 40.  
 Incompletæ, 60, 265.  
*incomplete*, when one or more of the whorls (calyx, corolla, stamens, or carpels) is absent from a flower.  
*indefinite inflorescence*, 86; *indefinite seeds*, 104; *indefinite vascular bundles*, 115.  
*indehiscent fruits*, 101.  
*indeterminate*, applied to an inflorescence which is indefinite or centripetal.  
 Indian Botany, Books on, 376.  
 Indian Copal, 172.  
 Indian Corn, 337, 341.  
 Indian Cress, 181.  
 Indian Madder, 225.  
 Indian Shot, 325.  
 India-rubber, 275-280.  
 Indigo, 196.  
 Indigofera, 196, 199.  
*Indusium*, 346.  
*inferior (ovary)*, adherent throughout or nearly so to the calyx; (*calyx*) free from the ovary; (*relation of parts of a flower to the axis*) farthest from the axis; (*radicle*) directed towards the base of the fruit.



*inflorescence*, 82.  
*infundibuliform*, funnel-shaped.  
*innate*, applied to anthers when the filament appears to terminate at their base.

*inorganic elements*, 20.

*Insertion*, point of attachment.

*intercellular spaces*, 122.

*Internode*, 4.

*interpeltolar*, between the petioles of opposite leaves; applied to stipules, 4.

*Intine*, the inner of the two coats of a pollen-grain; the only coat when but one is present.

*introrse*, applied to anthers dehiscing on the side towards the pistil.

*Involucre*, 35, 85, 88, 230.

*involute*, with the margins rolled inwards.

Ipecacuanha, 226.

Ipomœa, 247.

Iridaceæ, 330.

Iris Family, 330.

*irregular*, 10.

Isoetes, 353.

Isonandra, 236.

Ivy Family, 222

Ixora, 224.

## I.

Jack-fruit, 272.

Jalap, 248.

Jambolan, 100, 208.

Jasminum, 237.

Jateorhiza, 154.

Jatropha, 278.

Jerusalem Artichoke, 230.

Jessamine, 237.

Job's Tears, 337.

John's-wort Family, 167.

*Joint*, the point where two parts are united.

Jujube, 205, 206.

Juncaceæ, 313.

Juncus, 313.

Juniper, 295, 296.

Juniperus, 295.

Jussieua, 211, 212.

Justicia, 255.

Jute Family, 177.

## K.

Kachalu, 29, 47, 306.

Kamala, 280.

Kandalla, 29, 47.

Karivia, 215.

Kaulfussia, 350.

Kava, 293.

*Keel*, a medium projecting ridge; of papilionaceous corolla, 196.

Kelp, 362.

Kerria, 201.

Kuchoo, 29, 47, 306.

Kus-kus, 338, 341.

## L.

*Labellum*, 317; of Scitamineæ, 325.

Labiatae, 257.

Labiataefloræ, 230.

Labiata Family, 257.

Lace-bark, 287.

*laciniate*, irregularly cut.

Lactuca, 230.

Ladies' Slipper, 321.

Lagenaria, 214.

Lagerstrœmia, 212, 213.

Lagetta, 287.

*Lamina* (of petal), 89.

*lanate*, with wool-like, rather long and felted hairs.

*lanceolate*, 77.

Lantana, 260.

Larch, 297.

Larix, 297.

Lauraceæ, 291.

Laurel, 292.

Laurel Family, 291.

Laurus, 292.

Lavender, 258.

Lawsonia, 213.

*Leaflets*, 5, 75, 78.

*Leaves*, 4, 72; of flower, 7; of perianth, 51.

Lecanora, 361.

Lecythideæ, 210.

Leea, 189.

*Legume*, 197.

Leguminosæ, 194.

Lemma, 310.

Lemon, 6, 184.

Lemon-grass, 341.

Lentibulariaceæ, 254.

Lentil, 196.

Lettuce, 230.

*Liber*, 116, 118; of Daphne, 287.

Lichen Family, 359.

Lichenes, 359.

Lignum-Vitæ, 180.

*Ligule*, 340.

Ligulifloræ, 230.

Ligustrum, 237.

Liliaceæ, 311.

Lily Family, 311.

*Limb* (of calyx), 33, 36; of corolla, &c. 59

Lime, 184.

Lime-tree Family, 177.

Linaceæ, 178.

Linaria, 253.

Lindsæa, 248.

*linear*, 77.

Linum, 178.

- Lip* (of Orchid), 51.  
 Litchi, 190.  
 Litsæa, 292.  
 Lobelia, 231.  
*Lobes* (of corolla, &c.), 89; of leaves, 76.  
*loculicidal*, applied to the dehiscence of a capsule by the dorsal sutures of its component carpels  
*Locusta*, the spikelet of grasses.  
*Lodicules*, 56.  
 Loganiaceæ, 242.  
 Logwood, 199.  
 Longan, 191.  
 Loosetrife Family, 212.  
 Loquat, 100, 201, 203.  
 Loranthaceæ, 223.  
 Loranthus, 223.  
 Lotus, Sacred, 155  
 Lotus, Water-lily, 155.  
 Love-lies-bleeding, 268.  
 Luffa, 215.  
*Lupulin*, 275.  
 Lycoperdon, 358.  
 Lycopersicum, 352.  
 Lycopodiaceæ, 351.  
 Lycopodium, 352.  
 Lygodium, 349.  
*lyrate*, pinnatifid, with the terminal lobe largest.  
 Lythraceæ, 212.
- M.
- Mace, 291.  
*Macrospores*, 351.  
 Madder, 227.  
 Madder, Indian, 225.  
 Mæsa, 261.  
 Magnolia Family, 149.  
 Magnoliaceæ, 149.  
 Mahogany, 187.  
 Maize, 337, 341.  
 Malay-Camphor Family, 170.  
 Mallow Family, 173.  
 Malpighia Family, 179.  
 Malpighiaceæ, 179.  
 Malva, 175.  
 Malvaceæ, 173.  
 Mandioca, 280.  
 Mango, 99.  
 Mango Family, 192.  
 Mangold Wurzel, 267.  
 Mangrove Family, 210.  
 Manihot, 280.  
 Manila Hemp, 327.  
 Maple, 191.  
 Maranta, 326.  
*marcescent*, persisting when withered and dry; applied to the corolla.  
*Margin* (of leaf), 80.  
 Margosa-tree, 186.  
 Maroram, 258.  
 Marking-nut, 193.  
 Marsdenia, 241.  
 Marvel-of-Peru Family, 265.  
 Mastic, 193.  
 Maurandya, 252.  
 Medlar, 203.  
*medullary rays*, 118.  
 Melanorrhæa, 193.  
 Melastoma, 29, 33, 206, 208.  
 Melastoma Family, 206.  
 Melastomaceæ, 206.  
 Melia, 186.  
 Melia Family, 186.  
 Meliaceæ, 186.  
 Menispermaceæ, 153.  
 Mentha, 258.  
 Mespilus, 203.  
 Methonica, 313.  
 Mexican Poppy, 159.  
 Michelia Champaca, 149.  
*Microphyle*, 14, 26.  
*Microspores*, 351.  
*Midrib*, 75.  
*Mildew*, 358.  
 Milkwort Family, 165.  
 Mimosa, 197.  
 Mimoseæ, 197.  
 Mimulus, 254.  
 Mimosops, 235.  
 Mint, 258.  
*minute structure*, 107.  
 Mirabilis, 266.  
 Mistletoe, 224.  
 Mistletoe Family, 223.  
 Momordica, 215.  
 Monkey-pots, 210.  
*mono-*, *mono-*, one, in composition.  
 Monochlamydeæ, 60.  
*monochlamydeous*, with calyx only, 41.  
 Monochoria, 316.  
*monocotyledonous*, 58  
 Monocotyledons, 59, 301.  
*monoæcious, monoicous*, with staminate and pistillate flowers on the same plant, 40.  
*monogynous*, with one style or one carpel, *monopetalous*, with one petal; usually employed instead of *gamopetalous*, i.e. with coherent petals.  
 Moon-seed Family, 153.  
 Morinda, 226.  
 Morus, 275.  
 Moss Family, 355.  
 Mould Family, 357.  
*mucronate*, with a minute, hard point (*mucro*) terminating the midrib.  
 Mudar, 240.  
 Mulberry, 101, 275.  
*multi-*, in composition, many.  
 Munjeet, 225.  
 Musa, 325, 327.  
 Musci, 355.  
 Mushroom Family, 357.

- Mussænda**, 226.  
**Mustard**, 159, 160.  
**Mustard, Indian**, 29, 31.  
*Mycelium*, 357.  
**Myosotis**, 249.  
**Myristica**, 291.  
**Myristicaceæ**, 290.  
**Myrobolans**, 204.  
**Myrrh**, 186.  
**Myrrh Family**, 185.  
**Myrsinaceæ**, 260.  
**Myrtaceæ**, 208.  
**Myrtle Family**, 208.  
**Myrtus**, 202.
- N.
- Naiadaceæ**, 333.  
*naked receptacle*, 229.  
**Narcissus**, 328.  
*Natural Orders*, 124.  
**Nectarine**, 203.  
*Nectary*, applied, vaguely, to glands, lobes of the disk, modified petals, spurs, or other floral appendages, especially if secreting fluid.  
**Neem-tree**, 186.  
**Nelumbium**, 155, 156; pistil of, 93.  
**Nepenthaceæ**, 281.  
**Nepenthes**, 281.  
**Nephelium**, 190.  
**Nephrodium**, 345, 346, 348.  
**Nerium**, 239.  
**Nettle Family**, 270.  
**Nettle, Grass-cloth**, 29, 40.  
**Neuropeltis**, 247.  
**Nicotiana**, 252.  
**Nigella**, 148.  
**Nightshade Family**, 249.  
**Nipa**, 304, 315.  
**Niphobolus**, 347.  
**Node**, 4.  
*Nucleus* (of a cell) a microscopic body serving apparently as the centre of activity of the contents; (of an ovule) the central mass.  
*Number of parts in a whorl*, 43.  
*nutant*, nodding, 26.  
**Nutmeg**, 291.  
**Nutmeg Family**, 290.  
*Nutritive Organs*, 22, 24, 67.  
**Nux-vomica**, 242.  
**Nyctagineæ**, 265.  
**Nyctanthes**, 237.  
**Nymphæaceæ**, 155.
- O.
- Oak**, 285.  
**Oak Family**, 284.  
**Oak, spiked**, 284.  
**Oats**, 340.  
*obcordate*, 77.  
*oblanceolate*, 77.  
*oblong*, 77.  
*obovate*, 77.  
*obsolete calyx-limb*, 220, 223.  
*obtuse*, 79.  
**Ochna**, 185.  
**Ochna Family**, 184.  
**Ochnaceæ**, 184.  
**Ochrea**, a sheathing membranous stipule.  
*oct-, octo-*, eight, in composition.  
**Ocimum**, 29, 38, 257.  
**Odina**, 193.  
**Oil Palm**, 303.  
**Oils**, 113.  
**Okra**, 175.  
**Olacaceæ**, 188.  
**Olax**, 188.  
**Olax Family**, 188.  
**Olea**, 237.  
**Oleaceæ**, 236.  
**Oleander**, 239.  
**Oleaster Family**, 289.  
**Olibanum**, 186.  
**Olive**, 237.  
**Olive Family**, 236.  
**Onagraceæ**, 211.  
**Onion**, 313.  
*Operculum*, a lid; applied to the lid of the sporangium of Mosses, 356.  
**Ophioglossum**, 350.  
**Opium Poppy**, 29, 30, 157, 158.  
*opposite*, 73.  
**Opuntia**, 215.  
**Orange**, 5, 100, 182; described, 368.  
**Orange Family**, 182.  
**Orange-flower**, 24.  
*orbicular*, 77.  
**Orchid Family**, 316.  
**Orchidaceæ**, 316.  
**Ordeal-tree**, 239.  
*organic elements*, 20.  
*Organs of plants*, 19, 67.  
**Origanum**, 258.  
**Orobanchaceæ**, 253.  
*orthotropous*, applied to ovules when the organic base of a straight nucleus (where it is united to the coat or coats of the ovule) coincides with the hilum, and the micropyle is at the further extremity.  
**Osier Willow**, 284.  
**Osmunda**, 350.  
**Ottelia**, 331.  
**Otto of Rose**, 203.  
**Ovary**, 11.  
*ovate*, 77.  
*ovoid*, egg-shaped; applied to solids.  
**Ovules**, 11, 26, 94.  
**Oryza**, 337.  
**Oryza sativa**, described, 375.

Oxalis, 181, 182.

Oxygen of plants, 21.

## P.

Padma, 155.

*Pale of grasses*, 56.*Paleaceous receptacle*, 229.*Pales* (of Compositæ), 229.

Palm Family, 301.

Palmaceæ, 301.

*palmatifid*, 77.*palmati-partite*, 77.

Palmyra Palm, 302, 303.

Panax, 223.

Pancratium, 328.

Pandanaeæ, 304.

Pandanus, 69, 304.

Paniceæ, 337.

*Panicle*, 86.

Panicum, 337.

Pansy, 163.

Papaver somniferum, 157, 158.

Papaveraceæ, 157.

Paper Daphne, 286.

Paper Mulberry, 275.

*papilionaceous*, 196.*Pappus*, 228.

Papyrus, 335.

*Paraphyses*, microscopic filaments, associated with the thecæ of certain Cryptogams.*Parasites*, 322.

Paratropia, 222.

Pardanthus, 330.

*parietal placentation*, 96.

Parishia, 193.

Parmelia, 361.

Parsley, 222.

Parsnips, 222.

*-partite*, 77.

Paspalum, 337.

Passifloreæ, 215.

Passion-flower, 215.

Pastinaca, 222.

Patchouli, 258.

Paulownia, 254.

Pea, 196, 197; described, 369.

Pea-flower, 9.

Pea, pistil of, 92.

Peach, 203.

*pectinate*, with comb-like teeth or lobes.

Pedaliaceæ, 245.

*pedate*, digitate with the lateral leaflets springing from the branches of a short fork of the petiole.*pedatifid*, *pedati-partite*, applied to a simple leaf divided on the pedate plan.*Pedicel*, the stalk of each single flower of a two- or more-flowered inflorescence, 52.

Pedicularis, 253.

*Peduncle*, 6.

Peepul, 272.

Pelargonium, 181, 182.

Peliosanthes, 313.

*peloria*, the regular form of a flower normally irregular, 253.*peltate*, 80.

Penicillaria, 337.

*penta*, five, in composition.*pentamerous*, applied to flowers with the parts in fives.

Pentstemon, 254.

Pepper, black and white, 293.

Pepper Family, 292.

Pepper, long, 294.

*perennial*, lasting several years or indefinitely.*perfoliate*, 80.*Perianth*, the envelopes of a flower collectively. In practice applied to the envelopes of the flower of Monocotyledons and to the envelope of monochlamydeous flowers, 51.*Pericarp*, 13, 98.*perigynous*, inserted around the ovary; applied to petals and stamens, 33.*Perisperm*, albumen originating outside the embryo-sac. Often applied to albumen irrespective of its place of origin.*Peristome*, 356.*Perithecium*, a nearly or quite closed cavity containing thecæ in Cryptogams; applied to the closed apothecia of some Lichens.

Periwinkle, Rose, 29, 37.

Persian Lilac, 186.

*persistent*, 7, 27.*personate*, bilabiate, with the lips closed.

Peruvian Bark, 226.

Peruvian Bark Family, 224.

*petaloid*, petal-like or corolla-like.

Petaloidæ, 61.

*Petals*, 7.*Petiole*, 4.*petiolate*, the petiole of a leaflet.

Petroselinum, 222.

*phanerogamic*, bearing flowers; used in contradistinction to cryptogamic.

Pharbitis, 247.

Phoenix, 302.

Phormium, 313.

Photinia, 201.

Phyllanthus, 279.

*phyllode*, 82, 200.*phyllotaxis*, the arrangement of the leaves upon the stem.

Physalis, 251, 252.

Pigeon Pea, 199.

*Pileus*, 357.*pilose*, with rather long, soft hairs.

Pimenta, 209.

Pimpernel, 263.

- Pine, 294.  
 Pine-apple, 304.  
 Pine Family, 294.  
 Pine wood, 110.  
 Pink Family, 166.  
*Pinnæ*, 345.  
*pinnate*, 78.  
*pinnatifid*, 77.  
*pinnatifid*, 77.  
*pinnatifid*, 77.  
*Pinnules*, 345.  
 Pinus, 294.  
 Piper, 293.  
 Piperaceæ, 292.  
 Pipewort Family, 315.  
 Pistacia, 193.  
 Pistia, 309.  
 Pistiaceæ, 309.  
*Pistil*, 9, 91.  
 Pisum sativum, 196; described, 370.  
*Pitcher* (of *Nepenthes*), 282.  
 Pitcher-plant Family, 281.  
*Pith*, 117.  
*Placenta*, the part of the ovary upon which the ovules are inserted.  
*Placentation*, 96.  
 Plantaginaceæ, 264.  
 Plantago, 265.  
 Plantain, 265.  
 Plantain Family, 264.  
 Platanthera, 318, 320.  
 Plum, 203.  
 Plumbaginaceæ, 263.  
 Plumbago, 263.  
*plumose*, plum-like.  
*Plumule*, 14.  
*pluri-*, several, in composition.  
 Poaceæ, 338.  
 Pogostemon, 258.  
 Poinciana, 197.  
 Poinsettia, 280.  
 Polania, 162.  
*Pollen*, 9, 25; varieties of, 110.  
*pollen-mass*, 51; of *Asclepiadæ*; 241.  
*Pollen-tubes*, 25.  
*Pollinium*, 318.  
*poly-*, many, in composition.  
*polyadelphous*, 8, 64.  
*polyandrous*, 64.  
*polycotyledonous*, 297.  
 Polygala, 165.  
 Polygalaceæ, 165.  
*polygamous*, with male, female, and hermaphrodite flowers on the same or on distinct plants.  
 Polygonaceæ, 269.  
 Polygonum, 269.  
*polygynous*, with numerous carpels or styles.  
 Polypetalæ, 60.  
*polypetalous*, 7.  
*polyphyllous*, applied to perianths consisting of free leaves.  
 Polypodium, 346.  
 Polyporus, 358.  
*polysepalous*, 7.  
 Pomaceæ, 201.  
 Pomegranate, 210.  
 Pondweed, 333.  
 Pondweed Family, 333.  
 Pontederia Family, 315.  
 Pontederiaceæ, 315.  
 Poplar, 283.  
 Poppy, 29, 30.  
 Poppy Family, 157.  
 Poppy, placentation of, 96.  
 Populus, 283.  
 Porana, 247.  
*posterior*, same as superior when applied to the relation of the parts of a flower to the axis.  
 Potamogeton, 333.  
 Potato, 252.  
 Pothos, 307.  
*præmorse*, applied to roots terminating abruptly.  
 Prangos, 221.  
*Prickles*, sharply-pointed projections originating from the bark, as in Rose 202.  
 Prickly Pear, 215.  
*Primine*, the outer coat of an ovule.  
 Primrose Family, 261.  
 Primula, 262.  
 Primulaceæ, 261.  
 Princes' Feather, 268.  
*procumbent*, applied to stems which spread upon the ground.  
*proliferous*, producing leaf-buds in the place of flower-buds or seeds.  
*prosenchyma*, a tissue of long, tapering cells.  
*Prothallus*, 345, 350.  
 Prunus, 201, 203.  
 Psidium, 210.  
 Psilotum, 353.  
 Pteris, 347.  
 Pterisanthes, 190.  
 Pterocarpus, 197, 199.  
 Pterospermum, 176.  
*pubescent*, downy, with very short, soft hairs.  
 Puff-balls, 358.  
*Pulque*, 330.  
 Punagchampa, 323.  
 Punica, 210.  
*Putamen*, the endocarp of stone fruits.  
 Pygeum, 201.  
 Pyrus, 201, 203.

## Q.

- quadri-*, four, in composition.  
*quaternary compounds*, 20.  
 Quercus, 284.  
*quinate*, 79.

Quince, 203.  
*quinque-*, five, in composition  
*quinque foliolate*, 79.  
*Quisqualis indica*, 202.

R.

*Raceme*, 83.  
*Rachis*, the axis of an inflorescence, or of a compound leaf or frond, 56.  
*radiate*, 228.  
*radical*, 4.  
*Radicle*, 14.  
 Radish, 160, 161.  
*Ramentum*, the chaffy scales on the rachis of ferns.  
 Rangoon Creeper, 203.  
 Ranunculaceæ, 146.  
*Ranunculus*, 147, 148.  
 Ranunculus Family, 146.  
*Ranunculus*, pistil of, 93.  
*Raphe*, that portion of the vascular cord, connecting the chalaza of an ovule with the placenta, which is adherent to the side of the ovule.  
*Raphides*, 114.  
 Raspberry, 203.  
 Rattans, 303.  
*Ray*, 35.  
*Receptacle* (of flower), 6; of flower-head, 86.  
*regular*, 7.  
 Reindeer, Moss, 359.  
*reniform*, 77.  
*Replum*, the persistent sutural frame remaining after the fall of the valves of the fruit in some Crucifers and Mimosæ.  
*Reproductive Organs*, 23.  
*Respiration*, 21.  
*resupinate*, applied to flowers when reversed or upside down, 161.  
*retuse*, applied to a very obtuse extremity notched in the middle.  
*revolute*, with the margins rolled outwards.  
 Rhamnaceæ, 205.  
 Rhaps, 302.  
 Rheum, 269.  
 Rhinanthus, 253.  
*Rhizome*, 71.  
 Rhizophora, 210.  
 Rhizophoræ, 210.  
 Rhododendron, 232, 233.  
*rhomboidal*, lozenge-shaped.  
 Rhubarb, 269.  
 Rhynchospora, 335.  
 Rice, 337, 338; described, 373.  
 Rice paper, 223.  
 Richardia, 307.  
*Ricinus*, 45, 276.

*ringent*, bilabiate and gaping.  
*Roccella*, 361.  
*Root*, 2; forms of, 68.  
 Rosa, 31.  
 Rosaceæ, 200.  
 Rose, 29, 31, 103.  
 Rose Family, 200.  
 Rose Periwinkle, described, 372.  
 Roseæ, 201.  
 Rosewood, 199.  
*Rostellum*, 320.  
*rotate*, applied to a gamopetalous regular corolla, with the spreading limb equalling or exceeding the tube.  
 Rottlera, 280.  
*rotundate*, 77.  
 Rubia, 225, 227.  
 Rubiaceæ, 224.  
 Rubus, 200, 203.  
 Rue, 184.  
 Rue Family, 182.  
*rugose*, wrinkled.  
 Rumex, 269.  
*ruminated albumen*, 290.  
*runcinate*, pinnatifid, with the segments directed downwards.  
*Runner*, a rooting prostrate slender branch.  
 Rush Family, 313.  
 Rutaceæ, 182.  
 Rye, 340.

## S.

Saccharum, 338, 341.  
 Safflower, 230.  
 Sage, 258.  
 Sagittaria, 332.  
*sagittate*, 77.  
 Sagus, 302.  
 Sal, 170.  
 Salamonia, 165.  
 Salicaceæ, 282.  
 Salix, 41, 282.  
 Salix tetrasperma, described, 374.  
 Salvia, 258.  
*Samara*, a winged fruit or coccus.  
 Sandal-wood, 288.  
 Sandal-wood Family, 287.  
 Sanders-wood, 197, 199.  
 Sansevieria, 313.  
 Santalaceæ, 287.  
 Santalum, 288.  
*Sap*, 120.  
*Sap-green*, 206.  
 Sapindaceæ, 190.  
 Sapindus, 191.  
 Sapodilla Family, 235  
 Sapodilla plum, 236.  
 Sapotaceæ, 235.  
 Sappan-wood, 199.  
 Sapucaja-nuts, 210.

- Sap-wood* (or *alburnum*), the younger outer portion of wood of Exogens. It takes a principal part in the upward conveyance of sap, and is usually of paler colour than the centre heart-wood.
- Sarsaparilla, 311, 313.  
Sarsaparilla, Indian, 241.  
Sarut, 294.  
Satin-wood, 187.  
Saxifrage Family, 218.  
Saxifrageæ, 218.  
*scabrous*, rough to the touch.  
*Scale-leaves*, 74.  
Scammony, 248.  
*Scapæ*, 83.  
*scarious*, dry, and rather stiffly membranous.  
*Schedules*, 62.  
Schumacheria, 149.  
Scirpus, 335.  
Scitamineæ, 323.  
Scleria, 335.  
*scorpioid*, curled to one side.  
Screw-Pine, 69, 304, 305.  
Scrophulariaceæ, 252.  
Seakale, 160.  
Sea-weed Family, 361.  
Secale, 340.  
Secamone, 241.  
*secund*, turned to one side.  
*secundine*, the inner coat of an ovule.  
Sedge Family, 334.  
Sedum, 217.  
*Seed*, 13; structure of, 44, 58.  
*Segments*, 5.  
Selaginella, 353.  
Semecarpus, 193.  
Sensitive plant, 199.  
*Sepals*, 7.  
*septem-*, seven, in composition.  
*septicidal*, applied to the dehiscence of a capsule by the septa or margins of its component carpels.  
*Septum*, a partition or dissepiment.  
*sericeous*, covered with silky appressed hairs.  
*serrate*, 80.  
Sesamum Family, 245.  
*sessile*, 4.  
*Seta* (of Mosses), 356.  
*setaceous*, bristle-like.  
Setaria, 337.  
*sex-*, six, in composition.  
Shaddock, 6, 184.  
Shorea, 170.  
Siliqua, 161.  
*simple leaves*, 75, 76.  
*sinuate*, wavy.  
*Sinus*, the space between lobes or segments.  
Siphonia, 280.  
Smilax, 313.  
*smooth*, plain; without protuberances.  
Smut, 358.  
Snake Gourd, 215.  
Soapwort Family, 190.  
Solanaceæ, 249.  
Solanum, 250.  
*solitary seeds*, 104.  
Sonchus, 228, 229.  
Sophora, 197.  
Sorghum, 338.  
Sorrel, 181.  
*Sorus* (pl. *Sori*), 345.  
Spadicifloræ, 61, 301  
*Spadix*, 48.  
*Spathe*, 48.  
*spathulate*, 77.  
*Species*, 125.  
Spiderwort Family, 314.  
*Spike*, 84.  
*Spiklets*, 55.  
Spindle-tree Family, 204.  
*Spines*, sharply-pointed projections originating from the wood, and regarded as abortive branches, leaves or peduncles, 72.  
Spiræa, 203.  
Spondias, 192.  
*Sporanges*, 344, 345.  
*Spores*, 344.  
*Sporiferous* and *Sporidiferous Fungi*, 358.  
Sporobolus, 338.  
*Spur*, a conical or cylindrical projection, usually from the base or side of a sepal (calyx), or petal (corolla); (of Orchid), 317.  
Spurge Family, 276.  
Spurge-Laurel Family, 286.  
*spurious dissepiment*, 251.  
Stag's-horn Moss, 352.  
*Stamens*, 8; number of, 64.  
*Staminode*, a rudimentary stamen, 325.  
Star Apple, 236.  
Starch, 112.  
*Stem*, 3; form, &c. of, 70.  
Stephanotus, 241.  
Sterculia Family, 176.  
Sterculiaceæ, 176.  
*Sterile flowers*, 57.  
*Stigma*, 11.  
*stipulate*, 80.  
*Stipules*, 80.  
*Stock*, 4, 72.  
*Stolon*, a short rooting branch.  
*Stomate*, 122.  
Stoncrop Family, 217.  
Stone Fruits, 99.  
Strawberry, 203.  
*striate*, marked with fine lines.  
Strychnos, 242.  
*stupose*, 314.  
*Styles*, 12; number of, 64  
Styraceæ, 233.

*Styrax*, 234.  
*subulate*, 77.  
*succulent*, fleshy.  
 Sugar, 113.  
 Sugar-cane, 338, 340.  
 Sukh-dursan, 29, 52  
*sulcate*, furrowed.  
 Sundew, 219.  
 Sunflower, 230.  
 Sunn Hemp, 197, 199.  
*superior*, applied to the ovary when wholly free from the calyx-tube, 13; applied to the radicle of the embryo when straight and directed toward the apex of the fruit; applied to the calyx when the limb of the calyx appears to be inserted upon the ovary, owing to the adhesion of the ovary to the tube of the calyx.  
*Suppression*, 29.  
*Surface* (of leaves), 80.  
*sutural placentation*, 90.  
*Sutures* (of carpels), 94.  
 Sweet Potato, 248.  
 Sweet-sop, 151.  
 Swintonia, 193.  
*symmetrical*, applied to flowers with the number of parts in each whorl equal or multiples.  
*Symplocos*, 233.  
*syncarpous*, 12.  
*syngenesious*, 37, 64.  
 Synopsis of Indian Natural Orders, 130.  
*Syzygium*, 208.

## T.

*Tacca* Family, 310.  
*Taccaceæ*, 310.  
*Talauma*, 150.  
*Talipot*, 303.  
*Tamarind*, 198; described, 371.  
*Tanghinia*, 239.  
*Tapioca*, 280.  
*Tap-root*, 68.  
*Taxus*, 295.  
*Tea*, 169.  
*Tea Family*, 169.  
*Teak*, 259.  
*Tectona*, 259.  
*Teeta*, 148.  
*Teeth* (of corolla, &c.), 89.  
*Tendrils*, 72, 81.  
*terete*, when the transverse section is circular.  
*terminal*, 70.  
*Terminalia*, 204.  
*ternary compounds*, 20.  
*ternate*, 79.  
*Ternströmiaceæ*, 169.  
*Testa*, 13.  
*tetra-*, four, in composition.

*Tetracera*, 149.  
*tetradynamous*, four long and two short; applied to stamens only, 31, 160.  
*tetramerous*, applied to flowers with the parts in fours.  
*Tetranthera*, 292.  
*Thalamifloræ*, 60.  
*Thalamus*, the floral receptacle.  
*Thea*, 170.  
*Theca*, a cell containing the spores of Cryptogams.  
*Theobroma*, 176.  
*Thorn Apple*, 251.  
*Thrift Family*, 263.  
*Thunbergia*, 256.  
*Thyme*, 258.  
*Thymelaceæ*, 286.  
*Thymus*, 258.  
*Tigellum*, 168.  
*Til*, 246.  
*Tilia*, 178.  
*Tiliaceæ*, 177.  
*Tinospora*, 153, 154.  
*Tobacco*, 252.  
*Tolabo*, 29, 52.  
*Tomato*, 252.  
*tomentose*, with short, dense, more or less felted, cottony hairs.  
*Torenia*, 254.  
*Torus*, the floral receptacle.  
*Touchwoods*, 358.  
*Toxicarpus*, 241.  
*Transpiration*, 19.  
*Trapa*, 212.  
*Trebizonde Dates*, 290.  
*Tree Ferns*, 351.  
*tri-*, three, in composition.  
*Tribulus*, 180.  
*Trichodesma*, 249.  
*Trichomanes*, 349.  
*Trichosanthes*, 215.  
*trilocous*, applied to a syncarpous fruit consisting of three cocci.  
*trifid*, 80.  
*trifoliolate*, 79.  
*trigonus*, three-cornered in cross section, with the angles obtuse.  
*trimerous*, applied to flowers with the parts in threes.  
*trimorphism* (of *Lythrum*), 213.  
*tripartite*, 80.  
*triquetrous*, three-cornered in cross section, with the angles acute.  
*Triticum*, 336.  
*Triumfetta*, 177.  
*Tropæolum*, 181, 182.  
*Truffle*, 358.  
*truncate*, terminating abruptly.  
*Tube* (of calyx), 33; of corolla, &c. 89.  
*Tuber*, 71, 358.  
*tuberous*, 70.  
*Tubulifloræ*, 230.  
*Tulsee*, 29, 38.



Turnip, 160.  
Typha, 306.  
Typhaceæ, 305.

## U.

*Umbel*, 84.  
Umbellate Family, 219.  
Umbelliferæ, 219.  
Uncaria, 226.  
*uncinate*, hooked.  
*unequally pinnate*, pinnate with an odd leaflet.  
*uni-*, one, in composition.  
*unicellular algæ*, 361.  
*unilocular*, one-celled; applied to anthers and ovaries.  
*unisexual*, with stamens only, or with pistil only, 40.  
Unona, 152.  
*unsymmetrical*, applied to flowers with the parts of each whorl unequal in number and not multiples, 191.  
Upas, 275.  
Uraria, 197.  
*urceolate*, urn-shaped.  
Urticaceæ, 270.  
Utricularia, 254.

## V

Vacciniaceæ, 233.  
Valisneria, 331.  
Valonia, 286.  
*valvate*, 88.  
Vanda, 318, 319.  
*Varieties*, 128.  
*vascular bundles*, 115; *vascular plants*, 356.  
Vateria, 172.  
*Vegetative Organs*, 67.  
*Veins of leaves*, 43, 57; structure of, 114.  
*Venation*, 75.  
*ventral suture*, 94.  
*ventricose*, inflated.  
Verbascum, 253.  
Verbena, 260.  
Verbena Family, 259.  
Verbenaceæ, 259.  
*Vernation*, 75.  
Vernonia, 228, 229.  
Veronica, 253.  
*verrucose*, warted.  
*versatile*, applied to anthers when attached by the back to the slender tip of the filament.  
*verticillate*, whorled, with three or more parts inserted in the same plane; applied to foliar organs, 73.

*Vessels*, 108.  
Vicia, 196.  
Victoria regia, 156.  
Villarsia, 243.  
Vinca, 29, 37, 238.  
Vinca rosea, described, 373.  
Vine Family, 188.  
Viola, 163.  
Violaceæ, 163.  
Violet Family, 163.  
Viscum, 224.  
Vitex, 259.  
Vitis, 189, 190.  
*Vitta*, 221.

## W.

Wahlenbergia, 231.  
Wampi, 184.  
Water-Chestnut, 212.  
*Water in plants*, 21.  
Water-Lily Family, 155.  
Water Melon, 214.  
Water-Plantain Family, 332.  
Weeping Willow, 42.  
Welwitschia, 298.  
Wheat, 29, 55, 336.  
Willow, 29, 41, 282.  
Willow Family, 282.  
Willow, Indian, described, 373.  
*Wings* (of papilionaceous corolla), 196; of Polygala, 165.  
*Wood*, Structure of, 116.  
Wormia, 149.

## X.

Xanthochymus, 168.  
Xanthophyllum, 165.

## Y.

Yam Family, 310.  
Yew, 295.  
Yucca, 73, 313.

## Z.

Zanthoxylum, 184.  
Zea, 337.  
Zedoary, 326.  
Zingiber, 326.  
Zinnia, 29, 34, 227, 228; described, 372.  
Zizyphus, 205.  
*Zones*, annual, of wood, 118.  
Zygophyllaceæ, 180.

RICHARD CLAY AND SONS, LIMITED,  
BREAD STREET HILL, E.C., AND  
BUNGAY, SUFFOLK.

# MACMILLAN'S TEXT-BOOKS FOR INDIAN SCHOOLS.

Works by

**Sir ROPER LETHBRIDGE, K.C.I.E.**

**EASY SELECTIONS FROM MODERN ENGLISH LITERATURE.** For the use of the Middle Classes in Indian Schools. With Notes. Crown 8vo. In Two Parts, 10 annas each. Complete in 1 vol., 1s. 6d.

**SELECTIONS FROM MODERN ENGLISH LITERATURE.** For the use of the Higher Classes in Indian Schools. Crown 8vo, 3s. 6d.

**SERIES OF SIX ENGLISH READING-BOOKS FOR INDIAN CHILDREN.** By P. C. SIRCAR. Revised by Sir ROPER LETHBRIDGE, K.C.I.E. Book I., 5d.; Bengali Edition, 5d.; Nagari Edition, 5d.; Persian Edition, 5d.; Tamil Edition, 5d.; Telugu Edition, 5d.; Book II., 6d.; Book III., 8d.; Book IV., 1s.; Book V., 1s. 2d.; Book VI., 1s. 3d.

**A SHORT MANUAL OF THE HISTORY OF INDIA.** Crown 8vo, 5s.

**THE HISTORY OF INDIA.** Crown 8vo, 2s. Sewed, 1s. 6d.

**AUTHORISED GUIDE** to the above. By I. C. GHOSH, M.A. Globe 8vo, 12 annas.

**EASY INTRODUCTION TO THE HISTORY AND GEOGRAPHY OF BENGAL.** Crown 8vo, 1s. 6d.

**THE WORLD'S HISTORY.** Compiled under the direction of Sir ROPER LETHBRIDGE, K.C.I.E. Crown 8vo, 1s.

**HISTORY OF ENGLAND.** Compiled under the direction of Sir ROPER LETHBRIDGE, K.C.I.E. Crown 8vo, 1s. 6d.

MACMILLAN AND CO., LIMITED,

# MACMILLAN AND CO.'S TEXT-BOOKS FOR INDIAN SCHOOLS.

## ENGLISH LITERATURE.

- Primer of English Literature.** By Rev. STOPFORD BROOKE, M.A. 1s.
- A History of English Literature.** By E. J. MATHEW, M.A., LL.B. 4s. 6d.
- Easy Selections from Modern English Literature.** For the use of the Middle Classes in Indian Schools. With Notes. By Sir ROPER LETHBRIDGE, K.C.I.E. In Two Parts, 10 annas each. Complete in One Vol., 1s. 6d.
- Selections from Modern English Literature.** For the use of the Higher Classes in Indian Schools. By Sir ROPER LETHBRIDGE, K.C.I.E. 3s. 6d.
- Selections from English Literature.** With brief Notes. For the use of Schools in India. Edited by C. M. BARROW, M.A. Vol. I. with notes, Re. 1.4.; without notes, 12 annas. Vol. II. without notes, 12 annas.
- Tennyson for the Young.** Edited by Canon AINGER. Pott 8vo. 1s.
- Poetical Selections for Students in High and Middle Schools.** By C. M. BARROW, M.A. In Two Parts. Junior, 8 annas. Senior, 10 annas.
- Macmillan's Advanced Reader.** 2s.
- Primer of Philology.** By J. PEILE, Litt.D. 1s.
- Primer of Shakspeare.** By Prof. DOWDEN. 1s.
- The Student's Treasury of English Lyrics.** Selected and arranged with Notes by Prof. F. T. PALGRAVE. 1s.
- Children's Treasury of Lyrical Poetry.** Selected by Prof. F. T. PALGRAVE. In Two Parts. 1s. each; or in One Vol., complete, 2s. 6d. net.
- English Poetry for Schools. Book II. Secondary.** Arranged by G. COOKSON, B.A. With Preface by A. V. HOUGHTON, B.A. Indian Edition. Re. 1.
- English Poetry for Schools.** Selected and arranged by G. COOKSON and A. V. HOUGHTON. Book I., Primary, 1s. 6d. Book II., Secondary, 3s. 6d.
- English Poems.** Selected, arranged, and annotated for the use of Schools by J. G. JENNINGS, M.A. Vol. I., 12 annas. Vol. II., Re. 1.2.
- The "Globe" Poetry Books.** Part I. Junior, 6d. Part II. Intermediate, 6d. Part III. Senior, 6d. Cloth, 8d. each.
- The "Globe" Poetry Readers for Advanced Classes.** 1s. 4d.
- Lamb's Tales from Shakespeare.** With Notes by C. D. PUNCHARD. 12 annas.
- Bunyan's Pilgrim's Progress.** Special Edition for Schools in India. Edited by Rev. J. MORRISON, M.A. 1s. 9d. Paper, 1s. 6d.
- Words from the Poets.** Selected by C. M. VAUGHAN. 1s.
- A Book of Golden Deeds of all Times and all Countries.** Gathered and Narrated Anew by CHARLOTTE M. YONGE. 2s. 6d. net. Abridged Edition, 1s.
- A Book of Worthies.** Gathered from the Old Histories and Written Anew by CHARLOTTE M. YONGE. Indian Edition, 12 annas.
- Courtesy.** A Reader for Older Boys and Girls. By H. E. NORTON. 1s. 6d.
- Nature Study Reader, being Walks, Talks, Travels, and Exploits of Two Schoolboys.** By the Rev. J. C. ATKINSON. Illustrated. In Two Parts. 1s. 6d. each.
- Alfred the Great: His Life and Times.** By GEORGE F. BOSWORTH, F.R.G.S. With Portraits, Maps, and other Illustrations, and an Introduction by F. S. MARVIN, M.A. 1s. 6d.
- Nellie's Memories.** By ROSA NOUCHETTE CAREY. Abridged Edition for Schools. 1s. 6d.
- Tales of the Birds.** By W. WARDE FOWLER. With Illustrations by BRYAN HOOK. 1s. 6d.
- Alice's Adventures in Wonderland.** By LEWIS CARROLL. With Illustrations by Sir JOHN TENNIEL. 1s.
- Through the Looking Glass and what Alice found there.** By LEWIS CARROLL. With Illustrations by Sir JOHN TENNIEL. 1s.

MACMILLAN AND CO., LTD., LONDON.

# MACMILLAN AND CO.'S TEXT-BOOKS FOR INDIAN SCHOOLS.

## ENGLISH LITERATURE—*Continued.*

- The Cuckoo Clock.** By Mrs. MOLESWORTH. With Illustrations by WALTER CRANF. 1s.
- Beauties of Nature.** By Lord AVEBURY. Cloth bound, 1s. 6d. Paper covers, 1s.
- Pleasures of Life.** By Lord AVEBURY. In Two Parts. Cloth bound, 1s. 6d. each. Paper covers, 1s. each.
- Use of Life.** By Lord AVEBURY. Cloth bound, 1s. 6d. Paper covers, 1s. Cheaper edition, paper covers, 6d.
- Tom Brown's Schooldays.** By T. HUGHES. Abridged Edition for Schools. With Illustrations. 256 pages. 1s. 6d.
- Westward Ho!** By CHARLES KINGSLEY. Abridged Edition for Schools. With Illustrations. 256 pages. 1s. 6d.
- Hereward the Wake.** By CHARLES KINGSLEY. Abridged Edition for Schools. With Illustrations. 256 pages. 1s. 6d.
- The Heroes; or Greek Fairy Tales for my Children.** By CHARLES KINGSLEY Illustrated. 1s. 6d.
- The Kipling Reader.** Selected for use in Schools. 1s. 9d.
- The Lances of Lynwood.** By CHARLOTTE M. YONGE. Abridged Edition for Schools. With Illustrations. 1s. 6d.
- Abridged Editions of the Waverley Novels for Schools.**
- The Talisman. With Illustrations. 1s. 6d.
- Ivanhoe. With Illustrations. 1s. 6d.
- Quentin Durward. With Illustrations. 1s. 6d.
- The Empire: Industrial and Social Life.** By J. ST. LOE STRACHEY. 1s. 6d.

## HISTORY.

- The World's History.** Compiled under the direction of Sir ROGER LETHBRIDGE, K.C.I.E. 1s.
- The History of India.** By Sir ROGER LETHBRIDGE, K.C.I.E. 2s. Paper covers, 1s. 6d.
- The Authorised Guide to Sir Roger Lethbridge's History of India.** By ISAN CHANDRA GHOSH, M.A., Headmaster of the Hugli Training School. 12 annas
- Easy Introduction to the History and Geography of Bengal.** By Sir ROGER LETHBRIDGE, K.C.I.E. 1s. 6d.
- Easy Lessons in Indian History.** By E. MARSDEN, B.A. With numerous Illustrations and Maps. 6 annas.
- A History of India for Junior Classes.** With Eighty-seven Illustrations and Twenty-one Maps. By E. MARSDEN, B.A. 12 annas.
- History of India for High Schools.** By C. F. DE LA FOSSE, M.A., Inspector of Schools, United Provinces. Re. 1.8.
- A School History of Ancient and Modern India.** By ROMESH CHUNDER DUTT, M.A. With numerous Illustrations and Coloured Maps. Re. 1.8.
- A Primer of Indian History.** By J. TALBOYS WHEELER. 1s.
- College History of India.** Asiatic and European. By J. TALBOYS WHEELER. Cloth, Re. 1.8. Paper Covers, Re. 1.4.
- History of England.** Compiled under the direction of Sir ROGER LETHBRIDGE, K.C.I.E. 1s. 6d.
- A History of England for Beginners.** By A. B. BUCKLEY. With Maps and Chronological and Genealogical Tables. 3s.
- History of England.** By EDITH THOMPSON. With Maps. 2s. 6d.
- A Short Analysis of English History.** By T. F. TOUT, M.A. 1s.
- A Primer of English History.** By A. B. BUCKLEY. 1s.

MACMILLAN AND CO., LTD., LONDON.

# MACMILLAN AND CO.'S TEXT-BOOKS FOR INDIAN SCHOOLS.

## GEOGRAPHY.

- A Reader in General Geography.** By C. B. CLARKE, F.R.S. 1s.  
**Elementary Class-Book of General Geography.** By H. R. MILL, D.Sc. 3s. 6d.  
**Macmillan's New Geography Readers.** Asia, 1s. 6d. Africa and Australasia, 1s. 6d. America, 1s. 6d.  
**Macmillan's Globe Geography Readers.** By V. T. MURCHÉ. Introductory, 1s. Junior, 1s. 6d. Intermediate, 2s. Senior, 2s. 6d.  
**The Web of Empire.** A Diary of the Imperial Tour of the Duke and Duchess of Cornwall and York in 1901. By Sir DONALD MACKENZIE WALLACE. Abridged Edition. 1s. 6d.  
**Elementary Geography of India, Burma, and Ceylon.** By H. F. BLANFORD, F.R.S. 2s. 6d.  
**A General Geography for Schools in India.** By W. H. ARDEN WOOD, M.A., Principal of La Martinière College, Calcutta. Illustrated. Re. 1.8.  
**Geography of the United Provinces of Agra and Oudh.** With large Coloured Map. 6 annas.  
**Geography of the Madras Presidency.** By E. MARSDEN, B.A. With large Coloured Map. Price 6 annas. (Also published in Tamil, Telugu, Kanarese, Hindustani, and Malayalam. See Catalogue of Macmillan's Vernacular Publications.)  
**Macmillan's Atlas for Indian Schools.** Thirty-two Coloured Maps. Cloth, 1 rupee. Paper cover, 12 annas.  
**Atlas for Primary Schools in India.** With Sixteen Coloured Maps. 8 annas.

## ARITHMETIC.

- Arithmetic for High Schools.** With a Chapter on Elementary Mensuration. By GOPAL KRISHNA GOKHALE, B.A. Re. 1.8.  
**Arithmetic for Lower Secondary Schools.** By GOPAL KRISHNA GOKHALE, B.A. 12 annas.  
**Arithmetic for Lower Secondary Schools.** With Model Solutions and Examples for the First, Second, and Third Forms. By J. S. DEVASAHAYAM, B.A. 8 annas.  
**Arithmetic for Lower Primary Schools.** By E. MARSDEN, B.A. 4 annas.  
**Easy Arithmetical Exercises for Beginners.** By J. G. BRADSHAW, B.A. 2s. With Answers, 2s. 6d.  
**First Step in Arithmetic.** By J. G. BRADSHAW, B.A. 1s. 6d. With Answers, 2s.  
**Arithmetic for Schools.** By Rev. BARNARD SMITH, M.A. 4s. 6d. KEY, 8s. 6d.  
**Arithmetic for Schools.** By Rev. BARNARD SMITH, M.A. Revised by W. H. H. HUDSON, M.A. 4s. 6d.  
**Arithmetic for India.** By Rev. BARNARD SMITH, M.A., and W. H. H. HUDSON. Adapted for use in India by W. B. MORREN, M.A. Rs. 2.  
**Arithmetic.** With Answers. For Indian Students. By Rev. BARNARD SMITH, M.A. 2s.  
**Shilling Book of Arithmetic.** By Rev. BARNARD SMITH, M.A. Or separately Part I., 2d.; Part II., 3d.; Part III., 7d. Answers, 6d. Complete with Answers, 1s. 6d. KEY, 4s. 6d.  
**Arithmetic for Schools.** By Rev. J. B. LOCK, M.A. 4s. 6d. [Examples, separately, 3s.; Answers, 6d.] KEY, 10s. 6d.  
**Lock's Arithmetic for Schools.** Edited for Indian Students by T. C. LEWIS, M.A. Re. 1.12.  
**Arithmetic for Beginners.** By Rev. J. B. LOCK. 2s. 6d. KEY, 8s. 6d.  
**A Shilling Book of Arithmetic for Elementary Schools.** By Rev. J. B. LOCK, M.A. 1s. With Answers, 1s. 6d. KEY, 8s. 6d. net.  
**Arithmetic for Schools.** By S. L. LONEY, M.A. With or without Answers, 4s. 6d. Or in Two Parts, 2s. 6d. each. [Examples separately, 3s.; Answers, 6d.]  
**Principles of Arithmetic.** By HOMERSHAM COX, M.A. Rs. 2.  
**Arithmetic in Theory and Practice.** By J. BROOKSMITH, M.A., LL.B. 4s. 6d. KEY, 10s. 6d.  
**Arithmetic for Beginners.** By J. and E. J. BROOKSMITH. 1s. 6d. KEY, 6s. 6d.  
**Arithmetical Exercises and Examination Papers.** By H. S. HALL, M.A., and S. R. KNIGHT, B.A. With or without Answers. 2s. 6d.

MACMILLAN & CO., LTD., LONDON, BOMBAY & CALCUTTA.







New York Botanical Garden Library

QK 349 .O4 1907

gen

Oliver, Daniel/First book of Indian bota



3 5185 00059 7151

