



UNITED STATES COMMISSION OF FISH AND FISHERIES
SPENCER B. BAIRD, COMMISSIONER

THE FISHERIES
AND
FISHERY INDUSTRIES
OF THE
UNITED STATES

PREPARED THROUGH THE CO-OPERATION OF THE COMMISSIONER OF FISHERIES
AND THE SUPERINTENDENT OF THE TENTH CENSUS

BY

GEORGE BROWN GOODE

ASSISTANT DIRECTOR OF THE U. S. NATIONAL MUSEUM
AND A STAFF OF ASSOCIATES

SECTION I

NATURAL HISTORY OF USEFUL AQUATIC ANIMALS

WITH AN ATLAS OF TWO HUNDRED AND SEVENTY-SEVEN PLATES

PLATES

WASHINGTON
GOVERNMENT PRINTING OFFICE
1884

3042

BRARY
M A F
1

ASSOCIATE AUTHORS.

-
- JOEL A. ALLEN.....Museum of Comparative Zoology, Cambridge.
TARLETON H. BEAN.....U. S. National Museum, Washington.
JAMES TEMPLE BROWN.....U. S. National Museum, Washington.
A. HOWARD CLARK.....U. S. National Museum, Washington.
JOSEPH W. COLLINS.....Gloucester, Massachusetts.
R. EDWARD EARLL.....U. S. Fish Commission, Washington.
RICHARD H. EDMONDS.....Baltimore, Maryland.
HENRY W. ELLIOTT.....Cleveland, Ohio.
ERNEST INGERSOLL.....New Haven, Connecticut.
DAVID S. JORDAN.....Indiana University, Bloomington, Indiana.
LUDWIG KUMLIEN.....Milwaukee, Wisconsin.
MARSHALL MACDONALD.....U. S. Fish Commission, Washington.
FREDERICK MATHER.....N. Y. Fish Commission, Cold Spring, New York.
BARNET PHILLIPS.....Brooklyn, New York.
RICHARD RATHBUN.....U. S. National Museum, Washington.
JOHN A. RYDER.....U. S. Fish Commission, Washington.
CHARLES W. SMILEY.....U. S. Fish Commission, Washington.
SILAS STEARNS.....Pensacola, Florida.
FREDERICK W. TRUE.....U. S. National Museum, Washington.
WILLIAM A. WILCOX.....Boston, Massachusetts.

LIST OF PLATES.

(Engraved by the Photo-Engraving Company of New York City.)

	Page.
1. The Sperm Whale, <i>Physeter macrocephalus</i> L.....	7
Outline from Scammon's Marine Mammals of the Northwest Coast, plate xiv.	
2. The Pygmy Sperm Whale, <i>Kogia Goodii</i> True.....	11
Drawing by H. L. Todd, from No. 13738, U. S. National Museum. Stranded at Spring Lake, New Jersey, April 27, 1883.	
The Blackfish, <i>Globiocephalus nclus</i> (Traill)	11
From Transactions of the Zoological Society of London, vol. 8, plate 30.	
3. The capture of a school of Blackfish in Cape Cod	12
Drawing by Henry W. Elliott, from a sketch by John S. Ryder.	
4. The Cowfish or Grampus, <i>Grampus griscus</i> (Less.) Gray.....	13
Outline by Henry W. Elliott, from cast No. 12839, U. S. National Museum.	
The Harbor Porpoise, or "Herring Hog," <i>Phocaena brachycion</i> Cope.....	14
Outline by Henry W. Elliott, from photograph by U. S. Fish Commission.	
5. The Skunk Porpoise or Bay Porpoise, <i>Lagenorhynchus gubernator</i> Cope (= <i>L. perspicillatus</i> Cope).....	16
Outline from plate iv, Proceedings Academy of Natural Sciences, Philadelphia, 1876.	
The High-finned Killer, <i>Orca rectipinnis</i> Cope.....	17
Outline from Scammon's Marine Mammals of the Northwest Coast.	
The Sperm Whale Porpoise, <i>Hyperoodon bidens</i> Owen	18
Sketch by James Henry Blake, 1869, from specimen stranded at North Dennis.	
6. The White Whale, or Beluga, <i>Delphinapterus catodon</i> (L.) Gill	18
Outline by Henry W. Elliott, from cast No. 12490, U. S. National Museum, obtained near Quebec, 1875.	
The Narwhal, <i>Monodon monoceros</i> L.....	19
Sketch by Henry W. Elliott, adapted from Vogt and Specht's "Saugethiere," p. 236.	
7. The Bowhead or Arctic Whale, <i>Balaena mysticetus</i> L.....	20
Outline from Scammon's Marine Mammals, plate xi.	
The Right Whale of the Pacific, <i>Balaena japonica</i> Gray. (<i>Eubalaena callamuch</i>).....	24
Outline from Scammon's Marine Mammals, plate xii.	
8. Diagrams illustrating the use of the whale-bone plates in the mouth of the Bowhead Whale.....	22
From sketches by Captain David Grey in Land and Water, December 1, 1877.	
(Upper.) The Bowhead with its mouth open.	
(Lower.) The Bowhead with its mouth shut.	
9. The Humpback of the Pacific, <i>Megaptera versabilis</i> Cope	26
Outline from Scammon's Marine Mammals, plate vii.	
The Sulphur Bottom of the Pacific, <i>Sibbaldius sulfurcus</i> Cope	27
Outline from Scammon's Marine Mammals, plate xiii.	
10. Cutting in a Humpback Whale at Provincetown, Massachusetts.....	28
From a sketch by John S. Ryder.	
11. The Finback of the Pacific, <i>Balenoptera relifera</i> Cope.....	28
Outline from Scammon's Marine Mammals, plate ii.	
The California Gray Whale or Devil-fish, <i>Rhachiaucetes glaucus</i> Cope	31
Outline from Scammon's Marine Mammals, plate ii.	
12. The Pacific Walrus, <i>Odobenus obsesus</i> (Illiger) Allen.....	31
Sketch by Henry W. Elliott, Walrus Island, Alaska, July 5, 1872.	
13. Steller's Sea Lion, <i>Eumetopias stelleri</i> (Less.) Peters	38
Sketch from life by Henry W. Elliott	
14. The California Sea Lion, <i>Zalophus californianus</i> (Less.) Allen.....	44
Sketch from life by Henry W. Elliott.	
15. The Harbor Seal, <i>Phoca vitulina</i> L.....	56
Sketch from life by Henry W. Elliott, Alaska, 1872.	

	Page.
16. The Harp Seal, <i>Phoca granlandica</i> Fabricius	62
Sketch by Henry W. Elliott, from specimens in the U. S. National Museum, Nos. 13741, 13748, 13938, and 13939 obtained on the north shore of the Gulf of Saint Lawrence by Dr. C. Hart Merriam.	
17. The Ringed Seal, <i>Phoca caitida</i> Fabricius	65
Sketch by Henry W. Elliott, adapted from figure in Allen's North American Pinnipeds, p. 604	
18. The Ribbon Seal (Male and Female) <i>Histiophoca fasciata</i> (Zimmermann) Gill	67
Drawing by Henry W. Elliott, from specimens in U. S. National Museum, No. 13284 obtained at Plover Bay, East Siberia, August 12, 1870, by W. H. Dall, and No. 13285, obtained from Bering Sea, 1880, by Captain H. E. Williams.	
19. The West Indian Seal, <i>Monachus tropicalis</i> Gray	68
Drawing by Henry W. Elliott, from specimen in U. S. National Museum, No. 13950, obtained by Professor Felipe Poey at Matanzas, Cuba.	
20. The Hooded Seal (adult and young) <i>Cystophora cristata</i> (Erxl.) Nilss.	68
Sketch by Henry W. Elliott, from specimens in U. S. National Museum, Nos. 13742 and 13753, collected by Dr. C. Hart Merriam, off Labrador, 1883.	
21. The Gray Seal, <i>Halicharus grypus</i> (Fabricius) Nilss.	70
Sketch by Henry W. Elliott, from specimen in U. S. National Museum, No. 5851, collected at Sable Island, Nova Scotia, 1862.	
22. The Square Flipper Seal, <i>Erignathus barbatus</i> (Fabricius) Gill	70
Sketch by Henry W. Elliott, from specimen in U. S. National Museum, No. 13755, collected by Dr. C. Hart Merriam, off Battle Harbor, Gulf of Saint Lawrence, 1883.	
23. The Sea Elephant, <i>Marrorkinus angustirostris</i> Gill	72
Drawing by Henry W. Elliott, from specimen in U. S. National Museum, from Santa Barbara Island, California.	
24. Map of the world on Mercator's Projection, showing the geographical distribution of the Species of the Hair Seal Family. Prepared by J. A. Allen	33
25. Map of the world on Mercator's Projection, showing the geographical distribution of the Walruses, Fur Seals, Sea Lions, and Sea Elephants, prepared for the illustration of the chapter by J. A. Allen. Prepared by J. A. Allen	33
26. The countenance of <i>Callorhinus</i>	75
A life study of an adult male fur seal. (Full face of old male, profile and under view of female heads.) Drawing by Henry W. Elliott, North Rookery, Pribylov Group, July 5, 1873.	
27. The Fur Seal, <i>Callorhinus ursinus</i>	88
A series of life studies by Henry W. Elliott, Pribylov Islands, 1872-1876.	
A.—Old "Seecatch" or male, eight to twenty-four years.	
B.—Young "Seecatch," six to eight years.	
C.—"Holluschickie," or young males, two years.	
D.—"Matkah" or mother nursing her "Pup," I.	
E.—"Cow" fanning herself.	
F.—"Cow" sleeping.	
G.—"Cow" napping and fanning herself.	
H.—"Cow" crooning to the male.	
J.—Characteristic position of old males.	
28. Sundry Seal Sketches on the Pribylov Islands	96
From the portfolio of Henry W. Elliott, 1872-1876.	
29. Hauling and Breeding Grounds of the Fur Seal	99
Sketched from nature on the North Rookery, Saint George's Island, Pribylov Group, by Henry W. Elliott, July, 1874.	
30. The north shore of Saint Paul's Island, Pribylov Group	99
Sketched from the summit of Hutchinson's Hill, by Henry W. Elliott, looking over a wing of the great Norastoshook Rookery, July, 1872.	
31. Pelagic attitudes of the Fur Seal	101
Sketch of a life by Henry W. Elliott, Saint Paul's Island, 1872. Village of Saint Paul in distance. Black bluffs to the right on middle ground.	
1. Position while sleeping.	
2. Position when rising to breathe, survey, etc.	
3. Position when "crotcheting."	
4. "Dolphin jumps."	
32. Fur seals Sporting around the "bidarrak"	102
Sketched from life by Henry W. Elliott in Zoltai, Saint Paul's Island, 1872. A view of the Reef Point and Gorbatch Rookery on the horizon.	
33. The Manatee, <i>Trichechus manatus</i> L.	111
Sketch by Henry W. Elliott, from plate in Transactions, Zoological Society of London.	
34. Manatees swimming	111
Sketch by Henry W. Elliott, from plate in Transactions, Zoological Society of London.	
35. The Sunfish, <i>Mola rotunda</i> Cuvier	170
From wash drawing by H. L. Todd, from a cast.	
36. The Swell-fish or Burr-fish, <i>Chilomycterus geometricus</i> (Schneider) Kaup	170
Drawing by H. L. Todd, from No. 14825, U. S. National Museum, collected at Noank, Connecticut, 1874, by U. S. Fish Commission.	

LIST OF PLATES.

vii

	Page—
The Rabbit-fish, <i>Lagocephalus larvatus</i> (L.) Gill.....	170
Drawing by H. L. Todd from No. 29757, U. S. National Museum, collected at Newport, Rhode Island, by Hon Samuel Powel.	
37. The Trunk-fish or Cow-fish, <i>Ostracion quadricornis</i> L.....	170
Drawing by H. L. Todd, from No. 21548, U. S. National Museum, collected at Charleston, South Carolina, July, 1878, by C. C. Leslie.	
38. The Trigger-fish, <i>Balistes caprisicus</i> Gmelin.....	172
Drawing by H. L. Todd, from No. 15233, U. S. National Museum, collected at New York by Mr. Sutherland.	
39. The Sea Horse, <i>Hippocampus hyplogonus</i> Raf.....	172
Drawing by H. L. Todd, from No. 3451, U. S. National Museum, collected at Old Point Comfort, Virginia, by Commodore Farragut, U. S. N.	
40. The Goose fish or Bellows-fish, <i>Lophius piscatorius</i> L.....	174
Drawing by H. L. Todd, from specimen collected in Vineyard Sound, Massachusetts, by the U. S. Fish Commission.	
41. The American Sole or "Hog Choker," <i>Achirus lineatus</i> (L.) Cuv.....	176
Drawing by H. L. Todd, from No. 12985, U. S. National Museum, collected at Wood's Holl, Massachusetts, July 14, 1871, by Vinal N. Edwards.	
(Upper.) Showing upper side of fish.	
(Lower.) Showing under side of fish.	
42. The American Plaice or Turbot Flounder, <i>Paralichthys dentatus</i> (L.) M. & G.....	178
Drawing by H. L. Todd, from No. 21279, U. S. National Museum, collected at Arlington, Saint John's River, Florida, 1878, by G. Brown Goode.	
43. The Four-spotted Flounder, <i>Paralichthys oblongus</i> (Mitch.) J. & G.....	181
Drawing by H. L. Todd, from No. 10750, U. S. National Museum, collected at Wood's Holl, Massachusetts, by Professor S. F. Baird.	
44. The Flatfish or Winter Flounder, <i>Pseudopleuronectes americanus</i> (Walb.) Gill.....	182
Drawing by H. L. Todd.	
45. The Smooth Flounder, <i>Pleuronectes glaber</i> (Storer) Gill.....	183
Drawing by H. L. Todd, from No. 5365, U. S. National Museum, collected at Salem, Massachusetts, by C. L. Tuttle.	
46. The Starry Flounder, <i>Pleuronectes stellatus</i> Pallas.....	184
Drawing by H. L. Todd, from No. 24164, U. S. National Museum, collected at San Francisco, California, January 1880, by Professor D. S. Jordan.	
47. The Arctic Flounder, <i>Pleuronectes glacialis</i> Pallas.....	184
Drawing by H. L. Todd, from No. 27947, U. S. National Museum, collected at Kotzebue Sound, September 2, 1880, by Dall and Bean.	
48. The Rough Limanda, <i>Limanda aspera</i> (Pallas) Bean.....	184
Drawing by H. L. Todd, from No. 27944, U. S. National Museum, collected at Sitka, Alaska, 1880, by Dr. T. H. Bean.	
49. The Rusty Dab, <i>Limanda ferruginea</i> (Storer) Goode & Bean.....	184
Drawing by H. L. Todd, from No. 21029, U. S. National Museum, collected at Halifax, Nova Scotia, September 4, 1877, by U. S. Fish Commission.	
50. The California "Sole," <i>Lepidopsetta bilineata</i> (Ayres) Gill.....	185
Drawing by H. L. Todd, from No. 27602, U. S. National Museum, collected at Saint Paul's, Kodiak Island, Alaska, 1880, by Dr. T. H. Bean.	
51. The San Francisco "Sole," <i>Psettichthys melanostictus</i> Girard.....	186
Drawing by H. L. Todd, from No. 24167, U. S. National Museum, collected at San Francisco, California, January, 1880, by Professor D. S. Jordan.	
52. The Alaska Sand Dab, <i>Hippoglossoides elassodon</i> J. & G.....	188
Drawing by H. L. Todd, from No. 27338, U. S. National Museum, collected at Humboldt Harbor, Shumagins, Alaska, July 19, 1880, by Dr. T. H. Bean.	
53. The Atherestes Flounder, <i>Atheresthes stomias</i> J. & G.....	188
Drawing by H. L. Todd, from No. 27186, U. S. National Museum, collected at Point Reyes, California, 1880, by Jordan and Gilbert.	
54. The Halibut, <i>Hippoglossus vulgaris</i> Fleming.....	190
Drawing by H. L. Todd, from No. 10439, U. S. National Museum, collected at Eastport, Maine, 1872, by U. S. Fish Commis- sion.	
55. The Sand Dab, <i>Hippoglossoides platessoides</i> (Fab.) Gill.....	197
Drawing by H. L. Todd, from No. 21002, U. S. National Museum, collected at Le Have Bank, August 21, 1877, by U. S. Fish Commission.	
56. The Greenland Turbot, <i>Platysomatichthys hippoglossoides</i> (Walb.) Goode & Bean.....	198
Drawing by H. L. Todd, from a specimen obtained in Fulton Market, New York.	
57. The Pole Flounder, <i>Glyptocephalus cynoglossus</i> (L.) Gill.....	198
Drawing by H. L. Todd.	
58. The Codfish, <i>Gadus morhua</i> L.....	200
Drawing by H. L. Todd, from No. 10444, U. S. National Museum, collected at Eastport, Maine, 1872, by U. S. Fish Com- mission.	
The Atlantic Tom Cod, <i>Microgadus tomcod</i> (Walb.) Gill.....	223
Drawing by H. L. Todd, from No. 17733, U. S. National Museum, collected at Wood's Holl, Massachusetts, December 23, 1875, by Vinal N. Edwards.	

	Page.
59. The Haddock, <i>Melanogrammus aeglefinus</i> L. Gill	223
Drawing by H. L. Todd, from No. 10449, U. S. National Museum, collected at Eastport, Maine, 1872, by U. S. Fish Commission.	
The Sable Cod, <i>Barcopterus sabel</i> (Lepechin) Bean	0
Drawing by H. L. Todd, from No. 21746, U. S. National Museum, collected at Annamattook Harbor, Cumberland Gulf, October 19, 1877, by Ludwig Kunzlen.	
60. The Pollock, <i>Pollachius carbonarius</i> (L.) Gill	228
Drawing by H. L. Todd, from No. 10443, U. S. National Museum, collected at Eastport, Maine, 1872, by Professor S. F. Baird.	
The Alaska Pollock, <i>Pollachius chalcogrammus</i> (Pallas)	232
Drawing by H. L. Todd, from No. 27637, U. S. National Museum, collected at Pirate Cove, Shumagin Islands, Alaska, 1889, by William H. Dall.	
61. The Cusk, <i>Brosmus brosme</i> (Müller) White	233
Drawing by H. L. Todd, from No. 29967, U. S. National Museum, collected at Boston Market, January 11, 1882, by W. A. Wilcox.	
The Burbot or "Freshwater Cusk," <i>Lota maculosa</i> (Le Sueur) C. and O.	235
Drawing by H. L. Todd, from No. 10553, U. S. National Museum, collected at Ecorse, Michigan, by J. W. Milner.	
62. The Common Hake, <i>Phycis chuss</i> (Walb.) Gill	234
Drawing by H. L. Todd, from No. 28707, U. S. National Museum, collected at Martha's Vineyard, July 16, 1881, by U. S. Fish Commission.	
The Squirrel or White Hake, <i>Phycis tenuis</i> (Mitchell) De Kay	234
Drawing by H. L. Todd, from No. 21029, U. S. National Museum, collected in Halifax Harbor, November 30, 1877, by U. S. Fish Commission.	
63. The King Hake, <i>Phycis regius</i> (Walb.) Gill	234
Drawing by H. L. Todd, from No. 20923, U. S. National Museum, collected at New York Aquarium, 1878, by E. G. Blackford.	
Earl's Hake, <i>Phycis Earllii</i> Bean	234
Drawing by H. L. Todd, from No. 25207, U. S. National Museum, collected at Charleston, South Carolina, March 25, 1889, by R. E. Earl.	
64. Chester's Hake, <i>Phycis Chesteri</i> Goode & Bean	234
Drawn by H. L. Todd from	
The Blue Hake, <i>Haloporphyrus viola</i> Goode & Bean	0
Drawing by H. L. Todd, from No. 21837, U. S. National Museum, collected on Le Have Bank, August 26, 1878, by Captain J. W. Collins, schooner Marion.	
65. The Merluccio, <i>Merluccius productus</i> (Ayres) Gill	213
Drawing by H. L. Todd, from No. 26638, U. S. National Museum, collected at Seattle, Washington Territory, 1889, by Colonel F. W. Prosser.	
The Silver Hake or New England Whiting, <i>Merluccius bilinearis</i> (Mitch.) Gill	210
Drawing by H. L. Todd, from No. 21016, U. S. National Museum, collected at Halifax, Nova Scotia, September 8, 1877, by the U. S. Fish Commission.	
66. The Sand Cusk, <i>Ophidium marginatum</i> De Kay	213
Drawing by H. L. Todd, from No. 10762, U. S. National Museum, collected at Tompkinsville, New York, by C. L. Copley.	
The Onion-fish or Grenadier, <i>Macrurus rufostis</i> (Müller) Bloch	214
Drawing by H. L. Todd, from No. 15608, U. S. National Museum, collected at Saint George's Bank, October 27, 1875. Presented by E. G. Blackford.	
The Lant or Sand Eel, <i>Ammodytes americanus</i> De Kay	214
Drawing by H. L. Todd, from No. 16590, U. S. National Museum, collected at Nantucket, Massachusetts, August 12, by U. S. Fish Commission.	
67. The Mutton-fish, <i>Zoarces anguillaris</i> (Peck) Storer	217
Drawing by H. L. Todd, from No. 10438, U. S. National Museum, collected at Eastport, Maine, 1872, by U. S. Fish Commission.	
Vahl's Lycodes, <i>Lycodes Vahlii</i> Reinhardt	217
Drawing by H. L. Todd, from No. 21901, U. S. National Museum, collected on Le Have Bank, by Captain Z. Hawkins, schooner Gwendolen.	
68. The Common Catfish or Wolf-fish, <i>Ameiurus lupus</i> L.	218
Drawing by H. L. Todd, from No. 21846, U. S. National Museum, collected on George's Bank, September 27, 1878, by Captain John Gomville.	
The Spotted Catfish, <i>Ameiurus minor</i> Olafsen	219
Drawing by H. L. Todd, from No. 21618, U. S. National Museum, collected at sea November, 1878, by Captain R. H. Hulbert.	
69. The Gulf Toadfish, or "Sapo," <i>Batrachus pardus</i> Goode & Bean	254
Drawing by H. L. Todd, from No. 22237, U. S. National Museum, collected at Pensacola, Florida, 1878, by Silas Stearns.	
"The Naked Star-gazer," <i>Astroscopus anoplus</i> (C. & V.) Breyoort	0
Drawing by H. L. Todd, from No. 4622, U. S. National Museum, collected at Norfolk, Virginia.	
70. The Lump-fish, <i>Cyclopterus lumpus</i> L.	254
Drawing by H. L. Todd, from No. 14793, U. S. National Museum, collected at Eastport, Maine, 1872, by U. S. Fish Commission.	

	Page.
71. The Sea Robin or Wingfish, <i>Prionotus palmipes</i> (Mitch.) Storer	256
Drawing by H. L. Todd, from No. 774, U. S. National Museum, collected at Bessley's Point, New Jersey, 1858, by Professor S. F. Baird.	
The Striped Sea Robin, <i>Prionotus evolans</i> (L.) Gill	256
Drawing by H. L. Todd, from No. 5556, U. S. National Museum, collected at Wood's Holl, Massachusetts, by Vinal N. Edwards.	
72. The Northern or European Sculpin, <i>Cottus scorpius</i> L.	258
Drawing by H. L. Todd, from No. 21989, U. S. National Museum, collected at Cumberland Gulf, September 25, 1877, by Ludwig Kuntze.	
The Common Sculpin, <i>Cottus scorpius</i> L., subspecies <i>gracilidens</i> (C. & V.) Bean	258
Drawing by H. L. Todd, from No. 1044, U. S. National Museum, collected at Eastport, Maine, 1872, by U. S. Fish Commission.	
73. The Alaska Sculpin, <i>Cottus polyacanthocephalus</i> Pallas	258
Drawing by H. L. Todd, from No. 23499, U. S. National Museum, collected at Unalaska, 1879, by William H. Dall.	
The Southern Sculpin, <i>Cottus octodecimspinosus</i> Mitch.	258
Drawing by H. L. Todd, from No. 4352, U. S. National Museum, collected at Bessley's Point, New Jersey, 1858, by Professor S. F. Baird.	
74. The Sea Raven, <i>Hemitripterus americanus</i> (Gmelin) C. & V.	258
Drawing by H. L. Todd, from No. 23499, U. S. National Museum, collected at Halifax, Nova Scotia, September 13, 1877, by U. S. Fish Commission.	
Jordan's Cabezon, <i>Hemilipidius Jordanii</i> Bean	258
Drawing by H. L. Todd, from No. 27598, U. S. National Museum, collected at Iliuliuk, Unalaska Island, 1880, by Dr. T. H. Bean.	
75. The Rose-fish or Norway Haddock, <i>Sebastes marinus</i> (L.) Lütken	260
Drawing by H. L. Todd, from No. 10442, U. S. National Museum, collected at Eastport, Maine, 1872, by U. S. Fish Commission.	
76. The Black-banded Rockfish, <i>Sebastichthys nigricinctus</i> (Ayres) Gill	263
Drawing by H. L. Todd, from No. 27285, U. S. National Museum, collected at Puget Sound, 1880, by Jordan and Gilbert.	
77. The Tree-fish, <i>Sebastichthys serriceps</i> J. & G.	263
Drawing by H. L. Todd, from No. 27041, U. S. National Museum, collected at Monterey, California, 1880, by Jordan and Gilbert.	
78. The Yellow-backed Rockfish, <i>Sebastichthys waliger</i> J. & G.	264
Drawing by H. L. Todd, from No. 27713, U. S. National Museum, collected at Sitka, Alaska, June 2, 1880, by Dr. T. H. Bean.	
79. The Corsair, <i>Sebastichthys rosaceus</i> (Grd.) Lock	265
Drawing by H. L. Todd, from No. 26961, U. S. National Museum, collected at Santa Barbara, California, 1880 (?), by Jordan and Gilbert.	
80. The Orange Rockfish, <i>Sebastichthys piniger</i> (Gill.) Lock	265
Drawing by H. L. Todd, from No. 27488, U. S. National Museum, collected at Neah Bay, Wyoming Territory, December, 1880, by James G. Swan.	
81. The Black Rockfish, <i>Sebastichthys mystinus</i> J. & G.	266
Drawing by H. L. Todd, from No. 27031, U. S. National Museum, collected at Monterey, California, 1880, by Jordan and Gilbert.	
82. The Spotted Black Rockfish, <i>Sebastichthys melanops</i> (Grd.) J. & G.	266
Drawing by H. L. Todd, from No. 27628, U. S. National Museum, collected at Sitka, Alaska, May 28, 1880, by Dr. T. H. Bean.	
83. The "Black Cod," "Black Candle-fish," or Beshow, <i>Anoplopoma fimbria</i> (Pallas) Gill	268
Drawing by H. L. Todd, from No. 27745, U. S. National Museum, collected at Sitka, Alaska, December, 1880, by Commander L. A. Beardslee, U. S. N.	
The "Atka Mackerel" or Yellow-fish, <i>Phycogrammus monopterygius</i> (Pallas) Gill	268
Drawing by H. L. Todd, from No. 27954, U. S. National Museum, collected at Iliuliuk, Unalaska, 1880, by Dr. T. H. Bean.	
84. Steller's Rock-trout, <i>Phycogrammus asper</i> Steller	268
Drawing by H. L. Todd, from No. 21530, U. S. National Museum, collected at Saint Michael's, Alaska, June, 1875, by L. M. Turner.	
The Cultus Cod, <i>Ophiodon elongatus</i> Girard	267
Drawing by H. L. Todd, from No. 65727, U. S. National Museum, collected at Sitka, Alaska, June 7, 1880, by Dr. T. H. Bean.	
85. The Tautog, <i>Tautoga onitis</i> (L.) Gthr	268
Drawing by H. L. Todd, from No. 17738, U. S. National Museum, collected at Wood's Holl, Massachusetts, December 13, 1875, by Vinal N. Edwards.	
86. The Chogset or Cunner, <i>Ctenolabrus adspersus</i> (Wall.) Goode	274
Drawing by H. L. Todd, from No. 17741, U. S. National Museum, collected at Wood's Holl, Massachusetts, December 11, 1875, by Vinal N. Edwards.	
87. The Fat-head or Redfish, <i>Pinnacotopon pulcher</i> (Ayres) Gill. = <i>Trochocopus pulcher</i>	275
Drawing by H. L. Todd, from No. 24599, U. S. National Museum, collected at San Diego, California, January, 1880, by Jordan and Gilbert.	

	Page.
88. The Hogfish or Capitaine, <i>Lachnolaimus fulcatus</i> (L.) C. & V.	275
Drawing by H. L. Todd.	
89. The Albion, <i>Rhacochilus boreas</i> Agassiz.	277
Drawing by H. L. Todd, from No. 27015, U. S. National Museum, collected at Monterey, California, 1880, by Jordan and Gilbert.	
90. The Spanish Pompano, <i>Cerrus alishostoma</i> Goode & Bean.	279
Drawing by H. L. Todd, from No. 25118, U. S. National Museum, collected at Indian River, Florida, March 8, 1880, by R. E. Earll.	
91. The Mackerel, <i>Scomber scombrus</i> L.	281
Drawing by H. L. Todd, from No. 25256, U. S. National Museum, collected at Provincetown, Massachusetts, September, 1879, by U. S. Fish Commission.	
The Chub Mackerel or "Thimble Eye," <i>Scomber colias</i> De La Roche.	303
Drawing by H. L. Todd, from No. 23480, U. S. National Museum, collected at Provincetown, Massachusetts, September, 1879, by U. S. Fish Commission.	
92. The Frigate Mackerel, <i>Auris thazard</i> Lacépède.	305
Drawing by H. L. Todd, from No. 25757, U. S. National Museum, collected at Newport, Rhode Island August 1880, by U. S. Fish Commission.	
The Bonito, <i>Sarda mediterranea</i> (Schn.) J. & G.	316
Drawing by H. L. Todd, from No. 10419, U. S. National Museum, collected at Wood's Holl, Massachusetts, 1871, by U. S. Fish Commission.	
93. The Spanish Mackerel, <i>Scomberomorus maculatus</i> (Mitch.) J. & G.	307
Drawing by H. L. Todd, from No. 15582, U. S. National Museum, collected at Fulton Market, New York, by E. G. Blackford.	
94. The Spotted Cero, <i>Scomberomorus regalis</i> (Bloch) J. & G.	316
Drawing by H. L. Todd, from No. 12527, U. S. National Museum, collected at Key West, Florida, by E. G. Blackford.	
The Cero or Kingfish, <i>Scomberomorus caballa</i> (C. & V.) J. & G.	316
Drawing by H. L. Todd, from No. 19418, U. S. National Museum, collected at Wood's Holl, Massachusetts, 1875, by U. S. Fish Commission.	
95. The Alalonga or Long-finned Tunny, <i>Oreynus alalonga</i> (Gmel.) Risso.	320
Drawing by H. L. Todd, from No. 21884, U. S. National Museum, collected at Banquereau, September 10, 1878, by Captain William Thompson, schooner Magic.	
The Striped or Oceanic Bonito, <i>Euthynnus pelamys</i> (L.) Lütken.	319
Drawing by H. L. Todd, from No. 20762, sent from Museum of Comparative Zoology, Cambridge, Massachusetts.	
96. The Horse Mackerel or Tunny, <i>Oreynus thynnus</i> (L.) Pucy.	320
Drawing by H. L. Todd, from specimen collected in Vineyard Sound by U. S. Fish Commission.	
97. The Horsefish or Blunt-nosed Shiner, <i>Selene setipinnis</i> (Mitch.) Lütken.	322
Drawing by H. L. Todd, from No. 16252, U. S. National Museum, collected in Fulton Market, New York, by E. G. Blackford.	
98. The Silver Moonfish or "Look-down," <i>Selene argentea</i> Lacépède.	323
Drawing by H. L. Todd, from No. 22279, U. S. National Museum.	
99. The Cavalry or Crevallé, <i>Caranx hippos</i> (L.) Gthr.	323
Drawing by H. L. Todd, from No. 10431 U. S. National Museum, collected at Wood's Holl, Massachusetts, 1871, by U. S. Fish Commission.	
100. The Goggler or "Goggle Eye," <i>Caranx crumenophthalmus</i> (Bloch) Lac.	324
Drawing from H. L. Todd, from No. 20684, U. S. National Museum, collected at Wood's Holl, Massachusetts, October 3, 1877, by Vinal N. Edwards.	
101. The Jurel or Hard Tail, <i>Caranx pisquetus</i> C. & V. = <i>C. chrysos</i> Gthr.	324
Drawing by H. L. Todd, from No. 16512, U. S. National Museum, collected at Wood's Holl, Massachusetts, by U. S. Fish Commission.	
102. The Round Robin or Cigar-fish, <i>Decapterus punctatus</i> (Ag.) Gill.	325
Drawing by H. L. Todd, from No. 20639, U. S. National Museum, collected at Wood's Holl, Massachusetts, September 11, 1877, by Vinal N. Edwards.	
103. The Scad or Dutch Marsebanker, <i>Trachurus saurus</i> Raf.	326
Drawing by H. L. Todd, from No. 23421, U. S. National Museum, collected at Newport, Rhode Island, by S. Powell.	
104. The Common Pompano, <i>Trachynotus carolinus</i> (L.) Gill.	327
Drawing by H. L. Todd, from No. 15178, U. S. National Museum, collected at Wood's Holl, Massachusetts, October 5, 1871, by Professor S. F. Baird.	
105. The Short Pompano, <i>Trachynotus oratus</i> (L.) Gthr.	329
Drawing from No. 26755, U. S. National Museum, collected at Florida by Silas Stearns.	
106. The Banner Pompano, <i>Trachynotus glaucus</i> C. & V.	329
Drawing by H. L. Todd, from No. 30176, U. S. National Museum, collected at Pensacola, Florida, January 7, 1882, by Silas Stearns.	
107. The Pilot-fish, <i>Naucrates ductor</i> (L.) Raf.	330
Drawing by H. L. Todd, from No. 23197, U. S. National Museum, collected at New Bedford, Massachusetts, September 27, 1878, by William A. Bausett.	

	Page.
108. The California Yellow-tail, or Amber-fish, <i>Seriola dorsalis</i> C. & V.	331
Drawing by H. L. Todd, from No. 26835, U. S. National Museum, collected at San Pedro, California, 1880 (?), by Jordan and Gilbert.	
109. The Dolphin, <i>Coryphæna hippurus</i> L.	332
(Male.) Drawing by H. L. Todd, from specimen in Fulton Market, New York, collected by E. G. Blackford, September 18, 1875.	
(Female.) Drawing by H. L. Todd, from specimen in Fulton Market, New York, collected by E. G. Blackford, September 18, 1875.	
110. The Harvest-fish, <i>Stromateus alpeidotus</i> (L.) J. & G.	333
Drawing by H. L. Todd, from No. 15234, U. S. National Museum, collected at New York, by Mr. Satheland.	
111. The Butter-fish or Dollar-fish, <i>Stromateus triacanthus</i> Pack.	333
Drawing by H. L. Todd, from No. 787, U. S. National Museum, collected at Biesley's Point, New Jersey, 1858, by Professor S. F. Baird.	
The Log-fish or Black Rudder-fish, <i>Lirus perciformis</i> (Mitch.) J. & G.	334
Drawing by H. L. Todd, from No. 22650, U. S. National Museum, collected at Le Have Bank, by Captain James Hawkins.	
112. The Pomfret, <i>Brama Raji</i> Schu.	335
Drawing by H. L. Todd, from No. 26234, U. S. National Museum, collected at west end of Grand Bank, May, 1881, by Captain Andrew McKinney.	
113. The Boar Fish, <i>Zenopsis ocellatus</i> (Storer) Gill.	335
Drawing by H. L. Todd, from specimen taken at Provincetown, Massachusetts, in museum of Boston Society of Natural History.	
114. The Cutlass-fish, <i>Trichiurus lepturus</i> L.	335
Drawing by H. L. Todd, from No. 18028, U. S. National Museum, collected at Saint Augustine, Florida, 1877, by Dr. Janeway, U. S. N.	
115. The Swordfish, <i>Xiphias gladius</i> L.	338
(Adult.) Drawing by H. L. Todd, from No. 16126, U. S. National Museum, collected at New Bedford, Massachusetts, July 17, 1875, by U. S. Fish Commission.	
(Young.) Drawing by H. L. Todd, from plate 225, Cuvier & Valenciennes, Histoire Naturelle des Poissons.	
116. The Sail-fish, <i>Histiophorus gladius</i> (Brown) Gthr.	356
The Spear-fish, <i>Tetrapturus albidus</i> Poey.	357
117. The Tilefish, <i>Lopholatilus chamaeleonticeps</i> Goode & Bean.	360
Drawing by H. L. Todd, from No. 22899, U. S. National Museum, collected 80 miles south by east of No Man's Land, May, 1879, by Captain Kirby.	
118. The Gulf Blanquillo, <i>Caulolatilus microps</i> Goode & Bean.	360
Drawing by H. L. Todd, from No. 20971, U. S. National Museum, collected at Pensacola, Florida, March 18, 1878, by Silas Stearns.	
The Roncibil, <i>Bathymaster signatus</i> Cope.	361
Drawing by H. L. Todd, from No. 27646, U. S. National Museum, collected at Shumagin, Alaska, 1880, by E. P. Herndon.	
119. The Squirrel-fish, <i>Holocentrum pentacanthum</i> (Black) Vaill. & Bocourt.	361
Drawing by H. L. Todd, from No. 26589, U. S. National Museum, collected at Key West, Florida, 1880, by Silas Stearns.	
120. The Spotted Squeteague, <i>Cynoscion maculatum</i> (Mitch.) Gill.	365
Drawing by H. L. Todd, from No. 15000, U. S. National Museum, collected at Norfolk, Virginia, 1872, by Mr. Sibley.	
The Common Squeteague, <i>Cynoscion regale</i> (Schn.) Gill.	362
Drawing by H. L. Todd, from No. 10421, U. S. National Museum, collected at Wood's Holl, Massachusetts, 1871, by U. S. Fish Commission.	
121. The Drum, <i>Pogonias chromis</i> (L.) C. & V.	367
(Young.) Drawing by H. L. Todd, from No. 18036, U. S. National Museum, collected at Matanzas River Inlet, Florida, February, 1877, by John C. Willets.	
122. The Drum, <i>Pogonias chromis</i> (L.) C. & V.	367
(Adult.) Drawing by H. L. Todd, from No. 22976, U. S. National Museum.	
123. The Fresh-water Drum or Gaspergon, <i>Haplodonotus grunniens</i> Raf.	370
Drawing by H. L. Todd, from No. 10542, U. S. National Museum, collected at Eeorse, Michigan, by J. W. Milner.	
124. The Spot or Goody, <i>Liostomus xanthurus</i> Lac.	370
Drawing by H. L. Todd, from No. 20222, U. S. National Museum, collected at Newport, Rhode Island, November, 1875, by Samuel Powel.	
125. The Red-fish or Bass of the South, <i>Sciaua ocellata</i> (L.) Gthr.	371
Drawing by H. L. Todd, from No. 622, U. S. National Museum, collected at Indianola, 1858, by Major Emory.	
126. The Yellow Tail, <i>Bairdiella chrysuræ</i> (Lac.)	375
Drawing by H. L. Todd, from No. 771, U. S. National Museum, collected by Biesley's Point, New Jersey, 1858, by Professor S. F. Baird.	
127. The Kingfish or Sea Mink, <i>Menticirrhus umbulosus</i> (Mitch.) Gill.	375
Drawing by H. L. Todd, from No. 25403, U. S. National Museum, collected at Charleston Harbor, South Carolina, March 25, 1880, by R. E. Earll.	
The Carolina Whiting, <i>Menticirrhus alburnus</i> (L.) Gill.	376
Drawing by H. L. Todd, from No. 22852, U. S. National Museum, collected at Pensacola, Florida, 1878, by Silas Stearns.	

	Page.
128. The Croaker, <i>Micropogon undulatus</i> (L.) C. & V.	378
Drawing by H. L. Todd, from No. 26742, U. S. National Museum, collected at Newport, Rhode Island, 1877, by Samuel Powell.	
129. The Roncador, <i>Roncador Stearnsii</i> (Steindachner) J. & G.	379
Drawing by H. L. Todd, from No. 26864, U. S. National Museum, collected at Santa Barbara, California, 1880, by Professor D. S. Jordan.	
130. The Sheep's-head, <i>Diplodus probatocephalus</i> (Walb.) J. & G.	381
(Young). Drawing by H. L. Todd, from specimen in U. S. National Museum.	
131. The Sheep's-head, <i>Diplodus probatocephalus</i> (Walb.) J. & G.	381
(Adult). Drawing by H. L. Todd, from specimen in U. S. National Museum.	
132. The Charleston Bream or Pin-fish, <i>Diplodus Holbrookii</i> Bean.	386
Drawing by H. L. Todd, from No. 26979, U. S. National Museum, collected at Charleston, South Carolina, March 29, 1878, by G. Brown Goode.	
133. The Scuppaug, Scup, or Northern Porgy, <i>Stenotomus chrysops</i> (Mitch.) Bean.	386
Drawing by H. L. Todd, from No. 16425, U. S. National Museum, collected at Wood's Holl, Massachusetts, 1871, by Professor S. F. Baird.	
134. The Southern Scup, <i>Stenotomus Gardeni</i> Bean.	387
135. The Gulf Scup, or Goat's Head Porgy, <i>Stenotomus caprinus</i> , Goode & Bean.	393
Drawing by H. L. Todd, from No. 32683, U. S. National Museum, collected at Pensacola, Florida, by Silas Stearns.	
136. Milner's Pagellus, <i>Pagellus Milneri</i> , Goode & Bean.	393
Drawing by H. L. Todd, from No. 6134, U. S. National Museum, collected at Charlotte Harbor, Florida, by C. B. Baker.	
137. The Margate Fish, Bastard Snapper of Charleston, or Porgy of Pensacola, <i>Sparus pagrus</i> L.	394
Drawing by H. L. Todd, from specimen in U. S. National Museum, collected at Charleston, South Carolina, by G. Brown Goode.	
138. The Sailor's Choice, <i>Logodon rhomboides</i> (L.) Holbrook.	393
Drawing by H. L. Todd, from No. 21280, U. S. National Museum, collected at Saint John's River, Florida, April, 1878, by G. Brown Goode.	
139. The Bermuda Chub, <i>Cyphorus Boscii</i> (Lac.) J. & G.	394
Drawing by H. L. Todd, from No. 20635, U. S. National Museum, collected at Wood's Holl, Massachusetts, September 11, 1877, by Vinal N. Edwards.	
140. The Medialuna, <i>Scorpius californiensis</i> Steindachner.	395
Drawing by H. L. Todd, from No. 26952, U. S. National Museum, collected at Santa Barbara, California, 1880 by Jordan and Gilbert.	
141. The Florida Red Snapper, <i>Lutjanus Blackfordii</i> Goode & Bean.	395
Drawing by H. L. Todd, from No. 21330, U. S. National Museum, collected at Pensacola, Florida, May, 1878, by Silas Stearns.	
142. The Pensacola Snapper, <i>Lutjanus Stearnsii</i> Goode & Bean.	396
Drawing by H. L. Todd, from No. 21337, U. S. National Museum, collected at Pensacola, Florida, May, 1878, by Silas Stearns.	
143. The Mangrove Snapper, <i>Rhomboplites aurorubens</i> (C. & V.) Vaillant.	396
Drawing by H. L. Todd, from No. 21333, U. S. National Museum, collected at Pensacola, Florida, May, 1878, by Silas Stearns.	
144. The Black Grunt, <i>Hemulon Plumieri</i> (Lac.) J. & G.	398
Drawing by H. L. Todd, from No. 20980, U. S. National Museum, collected at Charleston, South Carolina, May 29, 1878, by G. Brown Goode.	
145. The Striped Grunt, <i>Hemulon elegans</i> (C. & V.)	397
Drawing by H. L. Todd, from No. 32663, U. S. National Museum, collected at Key West, Florida, by Dr. J. A. Henshall.	
146. The Pigfish, <i>Pomolaspys fulvomaculatus</i> (Mitch.) J. & G.	398
Drawing by H. L. Todd, from No. 3113, U. S. National Museum, collected at Charlotte Harbor, Florida, by C. B. Baker.	
147. The Big-mouth Black Bass or Oswego Bass, <i>Micropterus salmoides</i> (Lac.) Henshall.	401
Drawing by H. L. Todd, from No. 14143, U. S. National Museum, collected at Little Falls, Potomac River, 1874, by Major T. J. Hobbs.	
148. The Small-mouth Black Bass, <i>Micropterus Dolomieu</i> Lac.	401
Drawing by H. L. Todd, from No. 16323, U. S. National Museum, collected at Sandusky, Ohio, by J. W. Milner.	
149. The Rock-Bass or Red Eye, <i>Ambloplites rupestris</i> (Raf.) Gill.	404
Drawing by H. L. Todd, from No. 9401, U. S. National Museum, collected at Ecorse, Michigan, by George Clark.	
150. The Mud-Bass, <i>Acantharcheus pomotis</i> (Baird) Gill.	405
Drawing by H. L. Todd, from No. 6475, U. S. National Museum, collected at Tarborough, North Carolina, by Mr. Bridger.	
151. The Sacramento Perch, <i>Archoplites interruptus</i> (Girard) Gill.	405
Drawing by H. L. Todd, from No. 27137, U. S. National Museum, collected at San Francisco, California, 1880, by Professor D. S. Jordan.	
152. The War-mouth Bass, <i>Channobryttus gulosus</i> (C. & V.) Jordan.	405
Drawing by H. L. Todd, from No. 17803, U. S. National Museum, collected at Jackson's Lake, Alabama, July 14, 1876, by Kuntzen and Bean.	

	Page.
153. The Pumpkin-Seed or Sunfish, <i>Lepomis gibbosus</i> (L.) McKay.....	406
Drawing by H. L. Todd, from No. 4163, U. S. National Museum, collected at Root River, Wisconsin, July 1853, by Professor S. F. Baird.	
154. The Long-eared Sunfish, <i>Lepomis auritus</i> (L.) Raf.....	406
Drawing by H. L. Todd, from No. 15351, U. S. National Museum, collected at Susquehanna River, Bainbridge, Pennsylvania, May, 1875, by Dr. T. H. Bean.	
155. The Blue Sunfish or Copper-nose, <i>Lepomis pallidus</i> (Mitch.) J. & G.....	406
Drawing by H. L. Todd, from No. 8448, U. S. National Museum, collected in Tennessee.	
156. The Chinquapin Perch, <i>Lepomis punctatus</i> (C. and V.) Jordan.....	406
Drawing by H. L. Todd, from No. 4227-46, U. S. National Museum, collected in Florida.	
157. The Broad-eared Sunfish, <i>Lepomis obscurus</i> Ag.....	406
Drawing by H. L. Todd, from No. 20031, U. S. National Museum, collected at Cumberland River, Tennessee, by A. Winchell.	
158. The Rainbow Sunfish, <i>Centrarchus macropterus</i> (Lac.) Jordan.....	406
Drawing by H. L. Todd, from No. 20395, U. S. National Museum, collected at Kinston, North Carolina, 1875, by Welsler and Hyatt.	
159. The Calico Bass or Strawberry Bass, <i>Pomoxys sparoides</i> (Lac.) Grd.....	406
Drawing by H. L. Todd, from No. 10077, U. S. National Museum, collected at Rochester by J. W. Milner.	
160. The Crappie or Sac-à-lait, <i>Pomoxys annularis</i> Raf.....	407
Drawing by H. L. Todd, from No. 10387, U. S. National Museum, collected at Norfolk, Virginia, 1873, by Dr. H. C. Yarrow.	
161. The Black-banded Sunfish, <i>Mesoganistius chatodon</i> (Baird) Gill.....	0
Drawing by H. L. Todd, from No. 20354, U. S. National Museum, collected at Trenton, New Jersey, 1875, by Dr. C. C. Abbott.	
162. The Sea Bass, <i>Serranus atrarius</i> (L.) J. and G.....	407
Drawing by H. L. Todd, from No. 14838, U. S. National Museum, collected at Noank, Connecticut, 1874, by U. S. Fish Commission.	
163. The Squirrel-fish, <i>Serranus fasciularis</i> C. and V.....	410
Drawing by H. L. Todd, from No. 21543, U. S. National Museum, collected at Charleston, South Carolina, July, 1878, by C. C. Leslie.	
164. The Red Grouper, <i>Epinephelus morio</i> (Cuv.) Gill.....	411
Drawing by H. L. Todd, from No. 22129, U. S. National Museum, obtained in the Washington Market, District of Columbia, by G. Brown Goode.	
165. The Jew-fish or "Warsaw," <i>Promicrops quasa</i> Poey.....	412
Drawing by H. L. Todd, from No. 22306, U. S. National Museum, collected at St. John's River, Florida.	
166. The West Indian Cabrilla, <i>Serranus clathratus</i> (Grd.) Steind.....	413
Drawing by H. L. Todd, from No. 26574, U. S. National Museum, collected at Key West, Florida, May, 1880, by Silas Stearns.	
167. The Pensacola Black Grouper, <i>Trisotropis micropis</i> Goode and Bean.....	413
Drawing by H. L. Todd, from No. 5137, U. S. National Museum, collected at West Florida by Kaiser and Martin.	
168. The Yellow Perch, <i>Perca americana</i> Schrank.....	414
Drawing by H. L. Todd, from No. 27199, U. S. National Museum, collected at Washington Market, District of Columbia, April, 1880, by U. S. Fish Commission.	
169. The Wall-eyed Pike or Dory, <i>Stizostedion vitreum</i> (Mitch.) Jordan and Copeland.....	421
Drawing by H. L. Todd, from No. 22494, U. S. National Museum, collected at Port Deposit, Maryland, April 7, 1879, by R. E. McClanahan.	
The Sanger or Land Pike, <i>Stizostedion canadense</i> (Smith) Jordan.....	424
Drawing by H. L. Todd, from No. 10072, U. S. National Museum, collected at Rochester, New York, by J. W. Milner.	
170. The Striped Bass or Rockfish, <i>Roccus lineatus</i> (Bloch.) Gill (= <i>Roccus saxatilis</i> anctorum).....	425
Drawing by H. L. Todd, from No. 25219, U. S. National Museum, collected at Washington Market, District of Columbia, April 24, 1880, by U. S. Fish Commission.	
171. The White Bass, <i>Roccus chrysops</i> (Raf.) Gill.....	428
Drawing by H. L. Todd, from No. 10326, U. S. National Museum, collected at Sandusky, Ohio, by J. W. Milner.	
172. The Yellow Bass, <i>Roccus interruptus</i> (Gill) J. and G.....	431
Drawing by H. L. Todd, from specimens in National Museum.	
173. The White Perch, <i>Roccus americanus</i> (Gml.) J. and G.....	431
Drawing by H. L. Todd, from No. 15681, U. S. National Museum, collected at New York, November 15, 1875, by E. G. Blackford.	
174. The Bluefish <i>Pomatomus saltatrix</i> (L.) Gill.....	433
Drawing by H. L. Todd, from specimens in U. S. National Museum.	
The Cobia or Crab-eater, <i>Elavate canada</i> (L.) Gill.....	444
Drawing by H. L. Todd, from No. 18563, U. S. National Museum.	
175. The Triple-Tail or Black Grouper, <i>Lobotes surinamensis</i> (Bl.) Cuvier.....	441
176. The Moon-fish or Spade-fish, <i>Chalodipterus faber</i> (Brouss.) J. and G.....	445

	Page.
177. The Spear-fish Remora, <i>Rhombochirus osteochir</i> (Cuv.) Gill.....	446
Drawing by H. L. Todd, from No. 19022, U. S. National Museum, collected at Wood's Holl, Massachusetts, 1875, by U. S. Fish Commission.	
The Sword-fish Remora, <i>Remoropsis brachyptera</i> Lowe.....	446
Drawing by H. L. Todd, from No. 23374, U. S. National Museum, collected at sea in 250 fathoms of water by Daniel McEachran.	
178. The West Indian Barracouta or Sennet, <i>Sphyræna pinda</i> Schm.....	448
Drawing by H. L. Todd, from No. 14978, U. S. National Museum, collected at Florida by E. G. Blackford.	
The Northern Barracouta, <i>Sphyræna borealis</i> De Kay.....	448
Drawing by H. L. Todd, from No. 18621, U. S. National Museum, collected at Wood's Holl, Massachusetts, 1876, by Vinal N. Edwards.	
179. The Striped Mullet, <i>Mugil albula</i> L.....	449
Drawing by H. L. Todd, from No. 24456, U. S. National Museum, collected at Wood's Holl, Massachusetts, December 15, 1879, by Vinal N. Edwards.	
The White Mullet, <i>Mugil brasiliensis</i> Agass.....	449
Drawn by Miss M. Smith, from No. 21498, U. S. National Museum, collected at Pensacola, Florida, 1878, by Silas Stearns.	
180. The Sand Smelt or Silversides, <i>Menidia notata</i> (Mitch.) J. and G.....	456
Drawing by H. L. Todd, from specimen in U. S. National Museum, collected at Noank, Connecticut, by U. S. Fish Commission.	
The California "Smelt" or Pescadillo, <i>Atherinopsis californiensis</i> Girard.....	457
Drawing by H. L. Todd, from No. 26764, U. S. National Museum, collected at San Diego, California, 1880, by Professor D. S. Jordan.	
181. The Two-spined Stickle-back, <i>Gasterosteus aculeatus</i> L.....	457
Drawing by H. L. Todd, from No. 29875, U. S. National Museum, collected at Wood's Holl, Massachusetts, December 3, 1875, by Vinal N. Edwards.	
The Silver Gar-fish, <i>Tylosurus longirostris</i> (Mitch.) J. and G.....	458
Drawing by H. L. Todd, from specimens in National Museum.	
The Skipper or Saury, <i>Scomberesoc saurus</i> (Walb.) Fleming.....	460
Drawing by H. L. Todd, from No. 19853, U. S. National Museum, collected at Wood's Holl, Massachusetts, November 3, 1875, by Vinal N. Edwards.	
182. The Half Beak, <i>Hemiramphus unifasciatus</i> Ranzani.....	461
Drawing by H. L. Todd, from No. 16944, U. S. National Museum, collected in Chesapeake Bay, August, 1876, by Otto Luggger.	
The California Flying-fish, <i>Erocatius californiensis</i> Cooper.....	459
Drawing by H. L. Todd, from No. 26907, U. S. National Museum, collected at Santa Barbara, California, 1880, by Jordan and Gilbert.	
183. The Pike, <i>Esox lucius</i> L.....	461
Drawing by H. L. Todd, from No. 9289, U. S. National Museum, collected at Leese, Michigan, by George Clark.	
The Pickerel or Federation Pike, <i>Esox reticulatus</i> Le Sueur.....	461
Drawing by H. L. Todd, from No. 20381, U. S. National Museum.	
184. The Western Brook Pickerel, <i>Esox nubilosus</i> Kirtland.....	461
Drawing by H. L. Todd, from No. 20708, U. S. National Museum, collected by E. G. Blackford.	
The Muskellunge, <i>Esox nobilior</i> Thompson.....	464
Drawing by H. L. Todd, from No. 10607, U. S. National Museum, collected at Leese, Michigan, by George Clark.	
185. The Mummichog, <i>Fundulus majalis</i> (Walb.) Gthr. (Female).....	466
Drawing by H. L. Todd, from No. 13788, U. S. National Museum, collected at Wood's Holl, Massachusetts, September 15, 1871, by U. S. Fish Commission.	
The Blackfish of Alaska, <i>Dallia pectoralis</i> Bean.....	466
Drawing by H. L. Todd, from 23498 A, U. S. National Museum, collected at Saint Michaels, Alaska, February, 1877, by L. M. Turner.	
186. The Atlantic Salmon, <i>Salmo salar</i> L.....	468
Drawing by H. L. Todd, from specimen in the U. S. National Museum, taken in the Delaware River.	
The Quinmat or California Salmon, <i>Oncorhynchus chonicha</i> (Walb.) J. and G.....	479
Drawing by H. L. Todd, from No. 24671, U. S. National Museum, collected at Necah Bay, December, 1879, by James G. Swan.	
187. The Steel Head, <i>Salmo Gairdneri</i> Richardson.....	474
Drawing by H. L. Todd, from No. 27218, U. S. National Museum, collected at Columbia River, 1880, by Professor D. S. Jordan.	
The Rainbow Trout, <i>Salmo irideus</i> Gibbons.....	475
Drawing by H. L. Todd, from No. 29093, U. S. National Museum, collected at McCloud River, California, 1881, by Livingston Stone.	
188. The Black-spotted Trout, <i>Salmo purpuratus</i> Pallas.....	475
Drawing by H. L. Todd, from No. 27905, U. S. National Museum, collected at Sitka, Alaska, 1870, by L. A. Beardsley.	

LIST OF PLATES.

XV

	Page.
The Kayko or Dog Salmon, <i>Oncorhynchus keta</i> (Walb.) Gill and Jordan.....	476
Drawing by H. L. Todd, from No. 27617, U. S. National Museum, collected at Fort Alexander, Cook's Inlet, Alaska, July 4, 1880, by J. Cohen.	
189. The Gorbusha or Hump-backed Salmon, <i>Oncorhynchus gorbusha</i> (Walb.) Gill and Jordan.....	476
Drawing by H. L. Todd, from No. 27743, U. S. National Museum, collected at Cook's Inlet, Alaska, July 6, 1880, by Dr. T. H. Bean.	
The Kisutch or Silver Salmon, <i>Oncorhynchus kisutch</i> (Walb.) J. and G.....	477
Drawing by H. L. Todd, from No. 27712, U. S. National Museum, collected at Iliuliuk, Unalashka, October 12, 1880, by Dr. T. H. Bean.	
190. The Krasnaya Ryba, Red-fish of Idaho, or Blue Back Salmon, <i>Oncorhynchus nerka</i> (Walb.) Gill and Jordan.....	477
(Hook-jawed Male.) (Female) Drawings by H. L. Todd, from specimens in U. S. National Museum, collected by Captain C. Bendire, U. S. N., in the Wallowa River, Idaho.	
191. The Krasnaya Ryba or Blue Back Salmon, <i>Oncorhynchus nerka</i> (Walb.) J. and G.....	477
Drawing by H. L. Todd, from fresh run male, sent to U. S. National Museum from the Columbia River, April, 1884, by A. Booth, esq.	
The Namayensh or Lake Trout, <i>Salvelinus namaycush</i> (Walb.) Goode.....	485
Drawing by H. L. Todd, from No. 17012, U. S. National Museum, collected at Raquette Lake, New York, February 23, 1877, by Verplanck Colvin.	
192. The Speckled Trout, <i>Salvelinus fontinalis</i> (Mitch.) Gill and Jordan.....	497
Drawing by H. L. Todd, from No. 28651, U. S. National Museum, obtained in New York Market, July, 1881, by E. G. Blackford.	
193. The Oquassa Trout, <i>Salvelinus oquassa</i> (Grd.) Gill and Jordan.....	503
Drawing by H. L. Todd, from No. 29688, U. S. National Museum, collected at Oquassac Lake, New York, November 9, 1877, by E. G. Blackford.	
The Malma or Dolly Varden Trout, <i>Salvelinus malma</i> (Walb.) J. and G.....	504
Drawing by H. L. Todd, from No. 27740, U. S. National Museum, collected at Port Chatham, Cook's Inlet, Alaska, 1880, by Dr. T. H. Bean.	
194. The Grayling, <i>Thymallus tricolor</i> Cope.....	505
Drawing by H. L. Todd, from No. 21115, U. S. National Museum, obtained from Au Sable River, Michigan, by J. W. Milner.	
195. The Alaska Grayling, <i>Thymallus signifer</i> Richardson.....	505
Drawing by H. L. Todd, from No. 3333, U. S. National Museum, collected at Port Simpson, June, 1860, by B. R. Ross.	
196. The Whitefish, <i>Coregonus clupeaformis</i> (Mitch.) Milner.....	507
Drawing by H. L. Todd, from No. 19300, U. S. National Museum, collected at Ecorse, Michigan, by George Clark.	
197. The Cisco or Lake Herring, <i>Coregonus Artedi Lesmouir</i>	541
Drawing by H. L. Todd, from No. 33958, U. S. National Museum, collected at Neer Field Bay, Wisconsin, by J. W. Milner	
The Moon-eye or Cisco, of Lake Michigan, <i>Coregonus Hoigi</i> (Gill) Jordan.....	541
Drawing by H. L. Todd, from No. 32162, U. S. National Museum, collected at Seneca Lake, New York, June, 1878, by Professor H. L. Smith	
198. The Alaska Whitefish, <i>Coregonus Meeki</i> Gthr.....	0
Drawing by H. L. Todd, from No. 27698, U. S. National Museum, collected at Alaska, 1880, by U. S. Steamer Corwin.	
The Lauretta White-fish, <i>Coregonus Lauretta</i> Bean.....	0
Drawing by H. L. Todd, from No. 27995, U. S. National Museum, collected at Point Barrow, Alaska, July, 1880, by U. S. Steamer Corwin.	
199. The Eastern Smelt, <i>Osmerus mordax</i> (Mitch.) Gill.....	543
Drawing by H. L. Todd, from No. 21435, U. S. National Museum, collected at Wood's Holl, Massachusetts, 1878, by Vinal N. Edwards.	
The Alaska Smelt, <i>Osmerus dentex</i> Steindachner.....	544
Drawing by H. L. Todd, from No. 27914, U. S. National Museum, collected at Port Clarence, Alaska, 1880, by Dr. T. H. Bean.	
200. The Alaska Surf Smelt, <i>Hypomesus olidus</i> (Pallas) Gthr.....	544
Drawing by H. L. Todd, from No. 23973, U. S. National Museum, collected at Saint Michaels, Alaska, May 20, 1877, by M. L. Turner.	
The California Surf Smelt, <i>Hypomesus pretiosus</i> (Grd.) Gill.....	544
Drawing by H. L. Todd, from No. 27995, U. S. National Museum, collected at Yakutat Bay, Alaska, 1880, by Dr. T. H. Bean	
201. The Capelin, <i>Mallotus villosus</i> (Muller) Cuv.....	544
Drawing by H. L. Todd, from No. 3418, U. S. National Museum, collected at Grosswater Bay, by Dr. E. Coues.	
The Eulachon, <i>Thaleichthys pacificus</i> (Rich.) Girard.....	547
Drawing by H. L. Todd, from No. 25001, U. S. National Museum, collected at Chilkat River, Alaska, June, 1880, by Marcus Baker.	
202. The Hand Saw fish, <i>Alepidosaurus firor</i> Lowe.....	547
Drawing by H. L. Todd, from No. 18928, U. S. National Museum, collected at Saint Augustine, Florida, 1877, by Dr. Jane-way, U. S. N.	

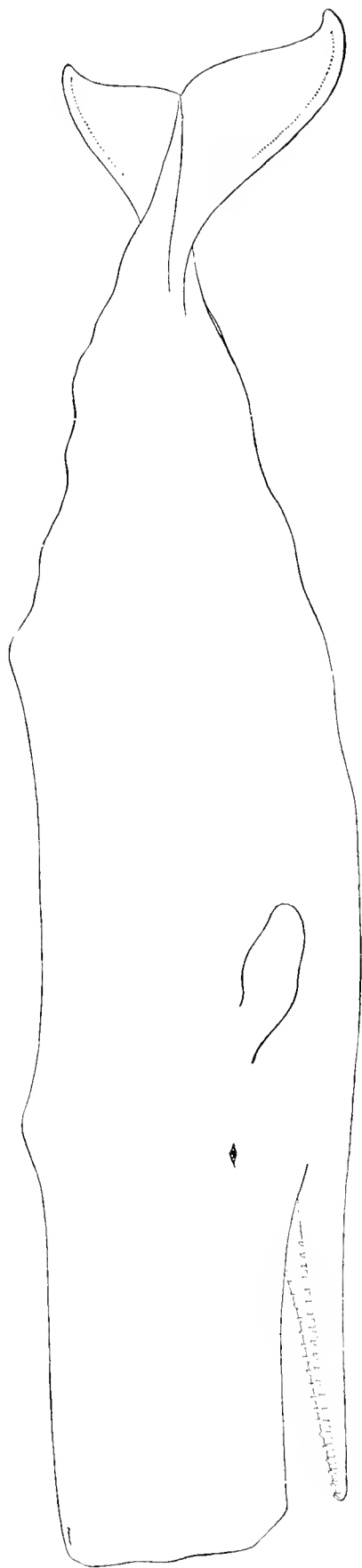
	Page.
Baird's Alepocephalus, <i>Alepocephalus Bairdii</i> Goode & Bean.....	548
Drawing by H. L. Todd, from No. 22468, U. S. National Museum, collected on Grand Bank, by Christian Johnson, Schr. William Thompson.	
203. Müller's Scopelus, <i>Scopelus Mülleri</i> (Gmel.) Collett	547
Drawing by H. L. Todd, from No. 20343, U. S. National Museum, collected by F. Mather.	
The Snake-fish, <i>Trachinoccephalus myops</i> (Forster) Gill	548
Drawing by H. L. Todd, from No. 16951, U. S. National Museum, collected at Wood's Holl, 1876, by Vinal N. Edwards.	
204. The Herring, <i>Clupea harengus</i> L.	549
Drawing by H. L. Todd, from No. 16667, U. S. National Museum, collected at Washington market, June, 1875, by J. H. Richards.	
The California Herring, <i>Clupea mirabilis</i> Girard	568
Drawing by H. L. Todd, from No. 24865, U. S. National Museum, collected at San Diego, California, January, 1880, by Jordan & Gilbert.	
205. The Menhaden or Mossbunker, <i>Brevoortia tyrannus</i> (Latreille) Goode	569
Drawing by H. L. Todd, from No. 20696, U. S. National Museum, collected at Wood's Holl, October 18, 1877, by Vinal N. Edwards.	
206. The Gulf Menhaden, <i>Brevoortia patrans</i> Goode	575
Drawing by H. L. Todd, from No. 892 A, U. S. National Museum, collected at Brazos, Santiago, Texas, by Captain Van Vleet.	
207. The Branch Herring (Female), <i>Clupea venialis</i> Mitchill	579
Drawing by H. L. Todd, from No. 27197, U. S. National Museum, obtained from Potomac River, March 29, 1880, by U. S. Fish Commission.	
208. The Branch Herring (Male), <i>Clupea venialis</i> Mitchill	579
Drawing by H. L. Todd, from No. 25196, U. S. National Museum, obtained from Potomac River, March 27, 1880, by U. S. Fish Commission.	
209. The Glut or Summer Herring (Male), <i>Clupea astivalis</i> Mitchill	580
Drawing by H. L. Todd, from No. 32639, U. S. National Museum, obtained from the Washington market, April, 1883, by H. L. Todd.	
210. The Glut Herring (Female), <i>Clupea astivalis</i> Mitchill	580
Drawing by H. L. Todd from No. 32640, U. S. National Museum, obtained at Washington Market, April 21, 1883, by H. L. Todd.	
211. The Inland Alewife or Skipjack, <i>Clupea chrysochloris</i> (Raf.) J. & G.	594
Drawing by H. L. Todd, from No. 30159, U. S. National Museum, collected at Pensacola, Florida, by Silas Stearns.	
212. The Shad, <i>Clupea sapidissima</i> Wilson (Male)	594
Drawing by H. L. Todd from No. 25096 U. S. National Museum, collected at Norfolk, Virginia, March 12, 1880, by U. S. Fish Commission.	
213. The Shad, <i>Clupea sapidissima</i> Wilson (Female)	594
Drawing by H. L. Todd, from No. 25095, U. S. National Museum, collected at Norfolk, Virginia, March 19, 1880, by U. S. Fish Commission.	
214. Map of the River Basins of the Atlantic Slope. By Col. M. MacDonald.....	598
215. Diagram illustrating the influence of Hydro-Thermals in determining the direction, and limiting the range of the migrations of the Shad and Herring (Alewives). By Col. M. MacDonald.....	600
216. The Hickory Shad or Mattowacca, <i>Clupea medioeris</i> Mitch.....	607
Male. Drawing by H. L. Todd from No. 25148, U. S. National Museum, obtained from Potomac River, March 19, 1880, by H. L. Todd.	
(Female). Drawing by H. L. Todd from No. 25132, U. S. National Museum, collected at Potomac River, March, 1880, by Dr. T. H. Bean	
217. The Mud Shad or Gizzard Shad, <i>Dorosoma Cepedianum</i> (Le S.) Gill.....	610
Drawing by H. L. Todd, from No. 20034 U. S. National Museum, collected at Cumberland River, Tennessee, May, 1877, by Mr. A. Winchell.	
The Tarpum or Grand-Ecaille, <i>Meulops thrissoides</i> (Schm.) Gthr.....	610
Drawing by H. L. Todd, from No. 14924, U. S. National Museum, collected at New Jersey, 1874, by P. G. Blodford.	
218. The Big-eyed Herring, <i>Elops caucis</i> L.....	611
Drawing by H. L. Todd, from specimen in U. S. National Museum, from Massachusetts.	
The Anchovy, <i>Engraulis vitellus</i> Mitchill	611
Drawing by H. L. Todd, from No. 14987, U. S. National Museum, collected at Noank, Connecticut, September 21, 1874, by U. S. Fish Commission.	
The Lady-fish or Bone-fish, <i>Athala vulpes</i> L. Goode	612
Drawing by H. L. Todd from No. 25992 U. S. National Museum, collected three miles southeast of East Point, Newport, Rhode Island, August 11, 1880, by Captain Rockell, U. S. Fish Commission.	
219. The Moon-eye, <i>Hypodon tergatus</i> Le Sueur	612
Drawing by H. L. Todd, from No. 8710, U. S. National Museum, collected at Pousse, Michigan, February, 1877, by George Clark.	
220. The Chub-Sucker, <i>Lepomis succetta</i> (Lac.) Jordan	614
Drawing by H. L. Todd, from No. 27867, U. S. National Museum, collected at Nippersink Lake, Illinois, by Professor S. A. Forbes.	

	Page.
221. Goode's Sucker, <i>Erimyzon Goodei</i> Jordan.....	614
Drawing by Miss M. Smith, from No. 25539, U. S. National Museum, collected at Ogechee Ponds, near Savannah, Georgia, March 6, 1880, by Colonel M. McDonald.	
222. The Red Horse, <i>Moxostoma macrolepidotum</i> (Lac. S.) Jordan.....	614
Drawing by H. L. Todd, from No. 3393, U. S. National Museum, collected at Ecorse, Michigan, February, 1872, by George Clark.	
The Carp Mullet, <i>Moxostoma carpio</i> (Val.) Jordan.....	614
Drawing by H. L. Todd, from No. 19733, U. S. National Museum, collected at Cincinnati, Ohio, by J. W. Milner.	
223. The Montana Sucker, <i>Catostomus retropinnis</i> Jordan.....	615
The Brook Sucker or Common Sucker, <i>Catostomus Commersoni</i> (Lac.) Jordan.....	615
Drawing by H. L. Todd, from No. 16548, U. S. National Museum, collected at Ecorse, Michigan, by J. W. Milner.	
224. The Black Horse, <i>Cycleptus elongatus</i> (Lac. S.) Ag.....	615
Drawing by H. L. Todd, from No. 10759, U. S. National Museum, collected at Cincinnati, Ohio, by J. W. Milner.	
225. The Quill-back, <i>Carpiodes cyprinus</i> (Lac. S.) Ag.....	615
Drawing by H. L. Todd, from No. 33073, U. S. National Museum, collected at Havre de Grace, Maryland, June, 1882, by Dr. T. H. Bean.	
226. The Red Mouth Buffalo-fish, <i>Ictiobus bubalus</i> (Raf.) Ag.....	615
Drawing by H. L. Todd, from No. 20774, U. S. National Museum, collected at Normal, Illinois, 1877, by Professor S. A. Forbes.	
227. The Golden Shiner or Bream, <i>Notemigonus chrysoluceus</i> (Mitch.) Jordan.....	616
Drawing by H. L. Todd, from No. 20243, U. S. National Museum, collected at Hackensack River, 1875, by Professor S. F. Baird.	
The Sacramento "Pike," <i>Ptychochilus oregonensis</i> (Rich.) Grd.....	616
Drawing by H. L. Todd, from No. 27291, U. S. National Museum, collected at Columbia River, 1880, by Professor D. S. Jordan.	
228. The Fall-fish or Silver Chub, <i>Semotilus bullaris</i> (Raf.) Jordan.....	616
Drawing by H. L. Todd, from No. 15359, U. S. National Museum, collected at Bainbridge, Pennsylvania, May, 1875, by Dr. T. H. Bean.	
The Horn Dace, <i>Semotilus corporalis</i> (Mitch.) Putnam.....	617
Drawing by H. L. Todd, from No. 19163, U. S. National Museum, collected at Aux Plains River by R. Kennicott.	
229. The Horny Head or River Chub, <i>Ceratichthys biguttatus</i> (Kirtland) Girard.....	617
Drawing by H. L. Todd, from No. 16969, U. S. National Museum, collected at Bainbridge, Pennsylvania, 1875, by Dr. T. H. Bean.	
The Orthodon Chub, <i>Orthodon microlepidotus</i> (Ayres) Girard.....	617
Drawing by H. L. Todd, from No. 27129, U. S. National Museum, collected at Sacramento River, California, 1880, by Jordan and Gilbert.	
230. The Leather Carp, <i>Cyprinus carpio</i> L. (var. <i>coriaceus</i>).....	618
Drawing by H. L. Todd, from No. 25217, U. S. National Museum, collected at the Carp Ponds, Washington, D. C., April 26, 1880, by U. S. Fish Commission.	
231. The Gold Fish, <i>Carassius auratus</i> (L.) Bleeker.....	0
Drawing by H. L. Todd, from No. 22167, U. S. National Museum, collected at Carp Ponds, Washington, D. C., January 24, 1878, by William Palmer.	
232. The Channel Catfish of the Potomac, <i>Ictalurus albidus</i> (Lac. S.) J. & G.....	628
Drawing by H. L. Todd, from No. 26925, U. S. National Museum, collected at Potomac River, 1877, by Professor D. S. Jordan.	
233. The Bull-Head, <i>Ameiurus melas</i> (Raf.) Jord. & Copeland.....	628
Drawing by H. L. Todd, from No. 1497, U. S. National Museum, collected at Aux Plains River by R. Kennicott.	
The Bull-Head or Cattfish, <i>Ameiurus catus</i> (L.) Gill.....	628
Drawing by H. L. Todd, from No. 32075, U. S. National Museum, collected at Havre de Grace, Maryland, June, 1882, by Dr. T. H. Bean.	
234. The Bull-Head, <i>Ameiurus vulgaris</i> (Thompson) Nelson.....	628
Drawing by H. L. Todd, from No. 31946, U. S. National Museum, collected at Winnepeg, Manitoba, 1883, by Historical and Scientific Society.	
235. The Gaff Topsail Catfish, <i>Aelurichthys marinus</i> (Mitch.) B. & G.....	628
Drawing by H. L. Todd, from No. 16422, U. S. National Museum, collected at Wood's Holl, Massachusetts, 1871, by Professor S. F. Baird.	
236. The Salt Water Catfish, <i>Arius felis</i> (L.) J. & G.....	629
Drawing by H. L. Todd, from No. 21487, U. S. National Museum, collected at Pensacola, Florida, 1878, by Silas Stearns.	
237. The Spotted Moray, <i>Gymnothorax moringa</i> (Cuv.) Goode & Bean.....	629
Drawing by H. L. Todd, from No. 6994, U. S. National Museum, collected at Garden Key, Florida.	
238. The Spiny-back Eel, <i>Ptilichthys Goodei</i> Bean.....	0
Drawing by H. L. Todd, from No. 26619, U. S. National Museum, collected at Iliuliuk, Alaska, July 28, 1880, by Dall & Bean.	

	Page.
230. The Common Eel, <i>Anguilla vulgaris</i> Turton	630
Drawing by H. L. Todd, from No. 29470, U. S. National Museum, collected at Holyoke, Massachusetts, 1876, by U. S. Fish Commission.	
240. The Conger Sea Eel, <i>Liptoccephalus conger</i> (L.) J. & G.	656
Drawing by H. L. Todd, from No. 16027, U. S. National Museum, collected at Noank, Connecticut, October 10, 1874, by J. H. Latham.	
241. The Bowfin or Mudfish, <i>Amia calva</i> L.	659
Drawing by H. L. Todd, from No. 6702, U. S. National Museum	
The Short-nosed Gar Pike, <i>Lepidosteus platystomus</i> Raf.	664
Drawing by H. L. Todd, from No. 3241, U. S. National Museum, collected at Cleveland, Ohio, by Professor S. F. Baird	
242. The Paddle-fish, <i>Polyodon spatula</i> (Walb.) J. & G.	660
Under view. Drawing by H. L. Todd, from No. 12235, U. S. National Museum, collected at Cincinnati, Ohio, by J. W. Milner.	
Side view. Drawing by H. L. Todd, from No. 12235, U. S. National Museum, collected at Cincinnati, Ohio, by J. W. Milner.	
243. The Common Sturgeon, <i>Acipenser sturio</i> L. (= <i>A. oxyrinchus</i>)	660
Drawing by H. L. Todd, from No. 22495, U. S. National Museum, collected in Potomac River by William Woltz.	
The Short-nosed Sturgeon, <i>Acipenser brevirostris</i> Le Sueur	660
Drawn from a photograph of a specimen collected at Wood's Holl, Massachusetts, 1871.	
244. The Lake Sturgeon, <i>Acipenser rubicundus</i> Le Sueur	661
Drawing by H. L. Todd, from No. 10252, U. S. National Museum, collected at Ecorse, Michigan, by J. W. Milner.	
The Shovel-nose Sturgeon, <i>Scaphirhynchus platyrhynchus</i> (Raf.) Gill	663
Drawing by H. L. Todd, from No. 22159, U. S. National Museum, collected at Mount Carmel, Illinois, 1878, by Robert Ridgway.	
245. The Southern Sting Ray, <i>Trygon sabina</i> Le Sueur	665
Drawing by H. L. Todd, from No. 31043, U. S. National Museum, collected at Galveston, Texas, by Professor D. S. Jordan.	
246. The Barn-door Skate, <i>Raja laris</i> Mitchell	667
Drawing by H. L. Todd, from No. 21577, U. S. National Museum, collected at Gloucester, Massachusetts, October 1878, by U. S. Fish Commission	
247. The Torpedo, <i>Torpedo occidentalis</i> Storer	667
Drawing by H. L. Todd, from east of specimen in U. S. National Museum, collected at Wood's Holl, Massachusetts, 1871, by U. S. Fish Commission.	
248. The Sawfish, <i>Pristis pectinatus</i> Latham	668
(Side view.) Drawing by H. L. Todd, from No. 30678, U. S. National Museum, collected at Pensacola, Florida, by Silas Stearns.	
(Under view.) Drawing by H. L. Todd, from No. 30678, U. S. National Museum, collected at Pensacola, Florida, by Silas Stearns.	
249. The Basking Shark or Bone Shark, <i>Cetorhinus maximus</i> (L.) Blainville	668
Copied by H. L. Todd, from Plate 6, <i>Annales du Musée d'Histoire Naturelle</i> , Vol. 18.	
The Mackerel Shark, <i>Lamna cornubica</i> (Gmel.) Fleming	670
Drawing by H. L. Todd, from No. 27268, U. S. National Museum, collected at Santa Cruz, California, 1880, by Jordan & Gilbert.	
250. The Thrasher Shark, <i>Alopias vulpes</i> (Gmel.) Bonap	672
Drawing by H. L. Todd, from No. 25062, U. S. National Museum, collected at Eastern Point, Newport, Rhode Island, August 11, 1880, by Captain Rockwell.	
The Horned Dogfish, <i>Squalus acanthias</i> L.	673
Drawing by H. L. Todd, from No. 22316, U. S. National Museum, collected at Gloucester, Massachusetts, 1878, by U. S. Fish Commission.	
The Tope, or Oil Shark, <i>Gulcorhinus galeus</i> (L.) Blainville	676
Drawing by H. L. Todd, from No. 26973, U. S. National Museum, collected at Monterey, California, 1889, by Jordan & Gilbert.	
251. The Sea Lamprey, <i>Petromyzon marinus</i> L.	677
Drawing by H. L. Todd, from No. 10674, U. S. National Museum, collected at Wood's Holl, Massachusetts, by Vincl N. Edwards.	
The Alaska Brook Lamprey, <i>Ammocetes auratus</i> Bean	0
Drawing by H. L. Todd, from No. 21524, U. S. National Museum, collected at Yukon River, Alaska, by L. M. Turner.	
252. The Slime Eel or Hag, <i>Myxine glutinosa</i> L.	681
Drawing by H. L. Todd, from No. 23406, U. S. National Museum, collected at sea, by Captain R. L. Morrison.	
253. The Short-finned Squid, <i>Ommastrephes illecebrosus</i> (Le S.) Verrill	687
Drawing of young male from Provincetown, Massachusetts.	
The Giant Squid, <i>Architeuthis princeps</i> Verrill	687
Drawing by Professor A. E. Verrill, from specimen obtained at Fortune Bay, Newfoundland, December, 1874.	
Common Squid, <i>Loligo Tealei</i> (Le S.)	687
Drawing of female from Vineyard Sound, Massachusetts	

	Page.
254. Sea Snails, Periwinkles, Drills, and Borers	693
FIG. 1. <i>Lunatia heras</i> . See Report U. S. Fish Commission. Part I, p. 700.	
FIG. 2. <i>Purpura lapillus</i> . See Report U. S. Fish Commission. Part I, p. 698.	
FIG. 3. <i>Purpura lapillus</i> , banded variety.	
FIG. 4. <i>Nerccita duplicata</i> . See Report U. S. Fish Commission. Part I, p. 700.	
FIG. 5. <i>Ilyanassa obsoleta</i> . See Report U. S. Fish Commission. Part I, p. 696.	
FIG. 6. <i>Tritia trivittata</i> .	
FIG. 7. The Whelk, <i>Buccinum undatum</i> . See Report U. S. Fish Commission. Part I, p. 699.	
FIG. 8. The Periwinkle, <i>Fulger carica</i> . See Report U. S. Fish Commission. Part I, p. 694.	
FIG. 9. <i>Astyris zonalis</i> .	
FIG. 10. <i>Astyris lunata</i> .	
FIG. 11. <i>Rissoa aculeatus</i> .	
FIG. 12. The Drill or Borer, <i>Urosalpinx cinerea</i> , p. 697.	
255. Various species of clams.....	703
FIG. 1. <i>Angulus tener</i> .	
Animal reduced one-half. See Report U. S. Fish Commission. Part I, p. 677.	
FIG. 2. The Lung Clam, Soft Clam, or Manuinose, <i>Mya arcuaria</i> .	
With animal in extension, reduced to one-half the natural size.	
FIG. 3. <i>Taqelus gibbus</i> .	
With animal, the siphon not fully extended. One-half natural size. See Report U. S. Fish Commission. Part I, p. 675.	
FIG. 4. The Razor Clam, <i>Eusatella americana</i> . See Report U. S. Fish Commission. Part I, p. 707.	
With animal extended. One-half natural size.	
FIG. 5. Shows some of the terminal papillæ enlarged.	
FIG. 6. The Razor Clam, <i>Eusatella americana</i> .	
Shell. Natural size.	
FIG. 7. The Ship Worm, <i>Teredo navalis</i> .	
Enlarged two diameters.	
FIG. 8. The Scallop, <i>Pecten irradians</i> . See Report U. S. Fish Commission. Part I, p. 709.	
Natural size.	
FIG. 9. The Bloody Clam, <i>Argina pexata</i> .	
Natural size.	
256. Various species of clams	703
FIG. 1. The Quahaug or Little-necked Clam, <i>Fenus mercenaria</i> .	
Natural size.	
FIG. 2. The Quahaug of Puget Sound, <i>Saxidomus Nuttalli</i> .	
Natural size of large specimen. Drawn by J. H. Emerton.	
FIG. 3. The Gaper Clam of the West Coast, <i>Schizothærus Nuttalli</i> (Conrad).	
(I) Specimen of ordinary size, reduced about one-fourth in length. The siphons are somewhat contracted; the foot (F) expands about as usual.	
(II) Outline of the left valve of a larger specimen, reduced to the same extent. Drawn from nature by R. E. C. Stearns	
257. The Geoduck, or Giant Clam of the Pacific, <i>Glycymeris genivosa</i>	708
Natural size; specimens with siphons partly contracted; weight when alive, 6½ pounds. Drawn by R. E. C. Stearns.	
258. Mussels and Sea Clams	709
FIG. 1. The Beach Clam or Hen Clam, <i>Spisula salicissima</i> . See Report U. S. Fish Commission. Part I, p. 705.	
Natural size.	
FIG. 2. The Sea Clam, <i>Cyprina islandica</i> .	
Natural size.	
FIG. 3. The Black Mussel, <i>Mytilus edulis</i> . See Report U. S. Fish Commission. Part I, p. 709.	
FIG. 4. The Black Horse Mussel, <i>Modiola nigra</i> .	
FIG. 5. The Rough Mussel, <i>Modiola plicatula</i> . See Report U. S. Fish Commission. Part I, p. 709.	
FIG. 6. The Horse Mussel, <i>Modiola modiolus</i> . See Report U. S. Fish Commission. Part I, p. 709.	
259. The anatomy of the oyster. (See opposite page for full explanation).....	711
260. FIG. 1. The Rock Crab, <i>Cancer irroratus</i> Say; male one-half natural size	766
FIG. 2. Zoëa of the same, in the last stage before it changes to the megalops condition; lateral view, enlarged seventeen diameters.	
FIG. 3. Megalops stage of the same, just after the change from the zoëa condition; dorsal view, enlarged thirteen diameters.	
FIG. 4. The Jonah Crab, <i>Cancer borealis</i> Stimpson; male, two-thirds natural size.....	769
FIGS. 5, 6. Terminal joints of the big claws of the same, viewed from the outer side, natural size. Drawings by J. H. Emerton.	
261. The Common Crab of the Pacific Coast, <i>Cancer magister</i> Dana; male, somewhat smaller than natural size..	770
Drawing by H. L. Todd, from No. 2533, U. S. National Museum. California, William Stimpson.	

262. The Red Crab, <i>Cancer productus</i> Randall; male, natural size.....	771
Drawing by H. L. Todd, from No. 2529, U. S. National Museum. San Francisco, California, H. Hemphill.	
263. The California Rock Crab, <i>Cancer antennarius</i> Stimpson; natural size.....	771
Drawing by H. L. Todd, from No. 2033, U. S. National Museum. California, William Stimpson.	
264. The Stone Crab, <i>Menippe mercenarius</i> Gibbes; male, about four-fifths the natural size.....	772
Drawing by H. L. Todd, from specimen obtained at Charleston, South Carolina.	
265. The Green Crab, <i>Carcinus maenas</i> Leach; slightly enlarged	774
Drawing by J. H. Emerton, from specimen obtained at Wood's Holl, Massachusetts, 1882.	
266. The Lady Crab, <i>Platyonichus ocellatus</i> Latreille; about one-third larger than natural size.....	774
Drawing by J. H. Emerton, from specimen obtained at Wood's Holl, Massachusetts, 1882.	
267. The Common Edible or Blue Crab <i>Callinectes hastatus</i> Ordway; male, somewhat smaller than natural size.....	775
Drawing by J. H. Emerton, from specimen obtained at Wood's Holl, Massachusetts, 1882.	
268. The Kelp Crab, <i>Epiplatys productus</i> Randall; female, natural size.....	778
Drawing by H. L. Todd, from No. 2139, U. S. National Museum. Pacific coast of the United States, Dr. Suckley.	
269. FIG. 1. The Fiddler Crab, <i>Gelasimus pugilator</i> Latreille; male, slightly enlarged.....	763
FIG. 2. The Oyster Crab, <i>Pinnotheres ostreum</i> Say; male, enlarged four diameters.....	765
FIG. 3. The Mud Crab, <i>Panopeus depressus</i> Smith; male, natural size.....	772
FIGS. 4, 5. The Spider Crabs. FIG. 4, <i>Libinia emarginata</i> Leach; male. FIG. 5, <i>Libinia dubia</i> Edwards; male. Both three-fourths natural size	778
FIG. 6. The Sand Bug or Bait Bug, <i>Hippa talpoida</i> Say; enlarged about two diameters	779
FIG. 7. The Hermit Crab, <i>Eupagurus bernhardus</i> Brandt; about natural size.....	780
Drawings by J. H. Emerton.	
270. The Spiny Lobster or Rock Lobster, <i>Panulirus interruptus</i> Randall; somewhat smaller than natural size... ..	780
Drawing by H. L. Todd, from specimen obtained on the coast of California.	
271. The American Lobster, <i>Homarus americanus</i> Edwards; male, much below natural size	781
Drawing by J. H. Emerton, from specimen obtained at Eastport, Maine, 1882.	
272. The River Cray-fish, <i>Cambarus affinis</i> Erichson; one and one-half times the natural size	812
Drawing by H. L. Todd, from specimen obtained at Havre de Grace, Maryland.	
273. The Southern Shrimp, <i>Penaeus setiferus</i> Edwards; about one-fifth larger than natural size	821
Drawing by J. H. Emerton, from specimen obtained on the coast of Louisiana.	
274. The Mantis Shrimp, <i>Squilla empusa</i> Say; natural size.....	823
Drawing by H. L. Todd, from No. 3752, U. S. National Museum. Wood's Holl, Massachusetts, V. N. Edwards.	
275. FIG. 1. The Common Shrimp, <i>Crangon vulgaris</i> Fabr.; male, natural size	816
FIG. 2. The Common Prawn, <i>Palaeomonetes vulgaris</i> Stimpson; male, enlarged one and one-half diameters.	
FIG. 3. The Deep-water Prawn, <i>Pandalus Montagu</i> Leach; slightly smaller than natural size.	
FIG. 4. The Beach-Flea, <i>Orchestia agilis</i> Smith; male, enlarged five diameters.	
FIG. 5. The Sand, <i>Gammarus locusta</i> Gon'd; male, enlarged two diameters.	
FIG. 6. The Boring Amphipod, <i>Chelura tercbraus</i> Philippi; enlarged about fourteen diameters.	
FIG. 7. The Gribble, <i>Limnoria lignorum</i> White; enlarged ten diameters.	
FIG. 8. The Salve Bug, <i>Aega psora</i> Kröyer; young specimen, enlarged three diameters.	
FIG. 9. The Horse-Shoe Crab, <i>Limulus Polyphemus</i> Latreille; much smaller than natural size.	
Drawings by J. H. Emerton, S. I. Smith, and O. Harger.	
276. Marine Annelids, used as bait	832
FIGS. 1, 2, 3. <i>Nereis pelagica</i> Linné. FIG. 1, larger figure, female; smaller, male; natural size. FIG. 2, head. FIG. 3, proboscis, enlarged.	
FIG. 4. <i>Nereis limbata</i> Ehlers; male, anterior part of body, head, and extended proboscis, enlarged.	
FIGS. 5, 6. <i>Diopatra cuprea</i> Claparède. FIG. 5, head and anterior part of body, showing part of the branchiae, side view. FIG. 6, ventral view, showing the mouth open and jaws thrown back, enlarged.	
FIGS. 7, 8, 9. <i>Clymenella torquata</i> Verrill. FIG. 7, entire animal, side view, natural size. FIG. 8, head and extended proboscis, front view, enlarged. FIG. 9, posterior and caudal segments, dorsal view, enlarged.	
Drawings mostly by J. H. Emerton.	
277. FIG. 1. The Sea-Cucumber, <i>Pentacta frondosa</i> Jaeger; much smaller than natural size.....	840
FIG. 2. The Green Sea Urchin, <i>Strongylocentrotus Dröbachiensis</i> A. Ag.; side view, much smaller than natural size.	
FIG. 3. The Sand Dollar, <i>Echinarrachnius parma</i> Gray; upper surface, with the spines mostly removed, natural size; a, ambulacral zones; b, inter-ambulacral zones.	
FIG. 4. The Star-fish or "Five Finger," <i>Asterias Forbesii</i> Verrill; much smaller than natural size.	
FIGS. 5, 6, 7. The Jelly Fishes. FIG. 5, <i>Zygodactyla Greenlandica</i> Agassiz; profile view, one-half natural size. FIG. 6, <i>Aurelia flavidula</i> Peron and Le Sueur; dorsal view, about one-fourth natural size. FIG. 7, <i>Dactyloctenra quinquecirra</i> Agassiz; lateral view, one-fourth natural size.	



THE SPERM WHALE.

Physeter macrocephalus, L. (p. 7.)

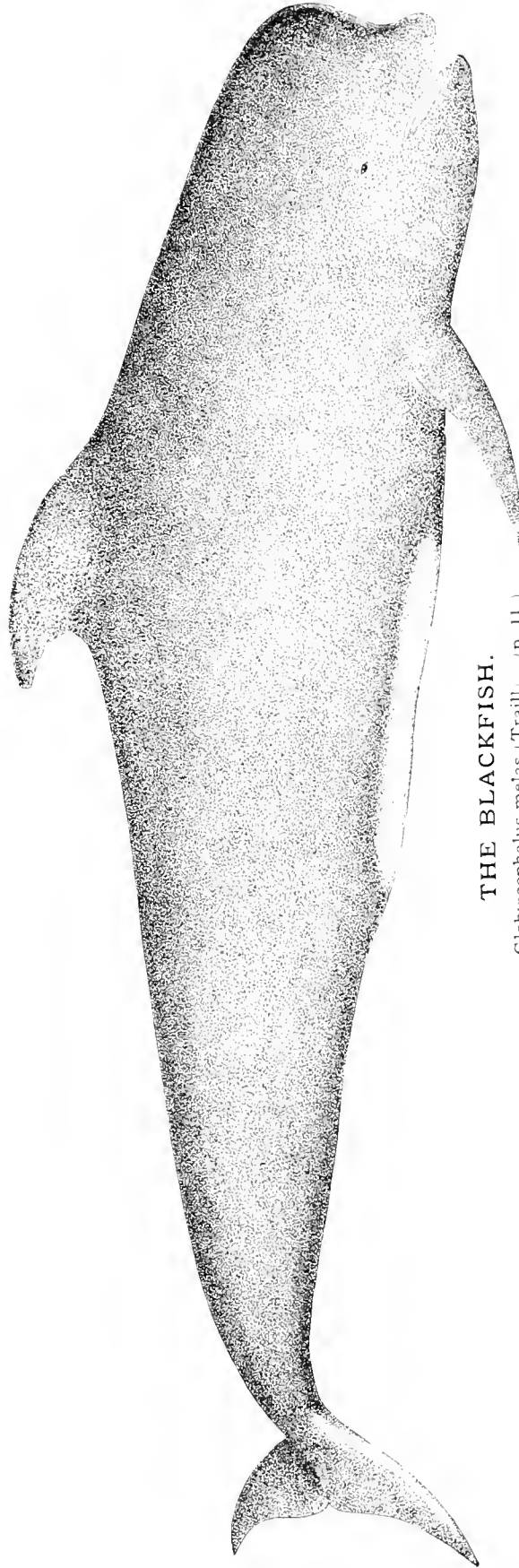
Outline, from Scammon's Marine Mammals of the Northwest Coast, Plate XIV.



THE PYGMY SPERM WHALE.

Kogia Goodii, True. (p. 11.)


Drawing by H. E. Todd, from No. 1778, U. S. National Museum. Stranded at Spring Lake, New Jersey, April 27, 1883.



THE BLACKFISH.

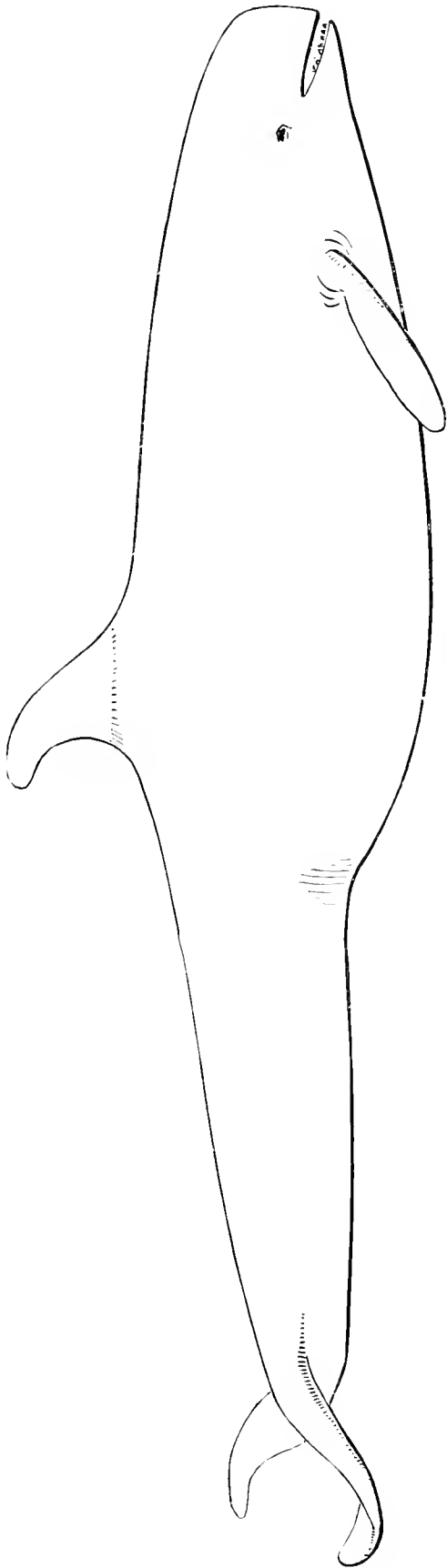
Globocephalus meias (Traill). (p. 11.)

From Transactions of the Zoological Society of London, Vol. 8, Plate 30.



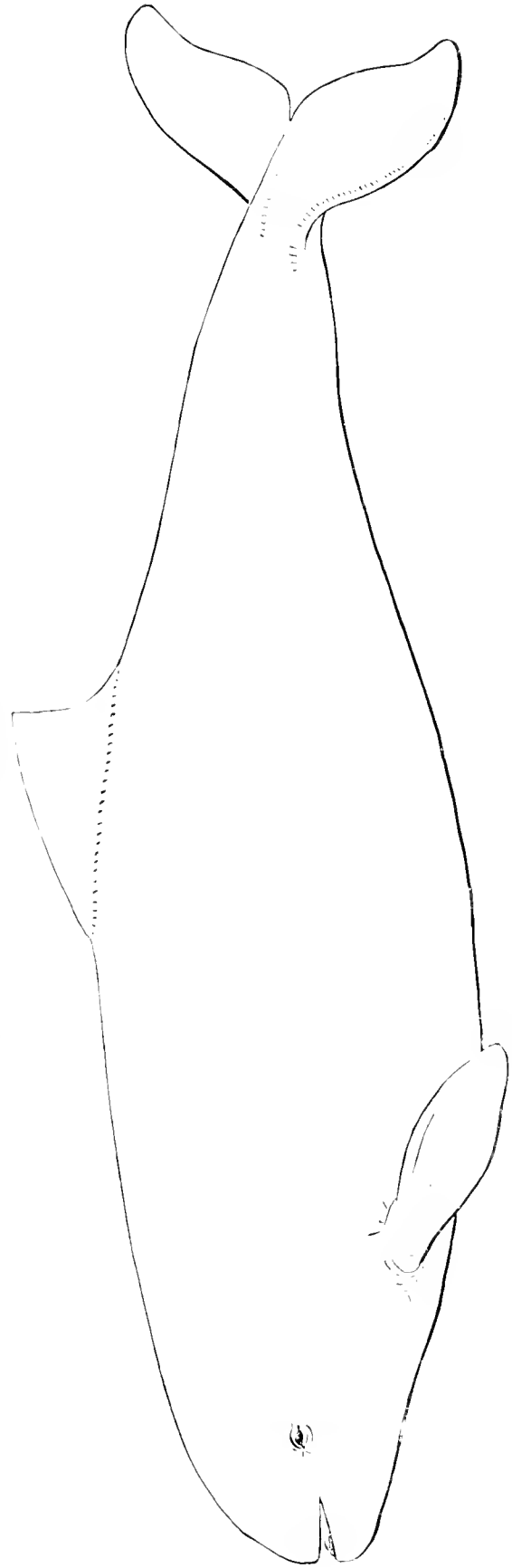
THE CAPTURE OF A SCHOOL OF BLACKFISH IN CAPE COD BAY.

Drawing by Henry W. Elliott, from a sketch by John S. Ryder.



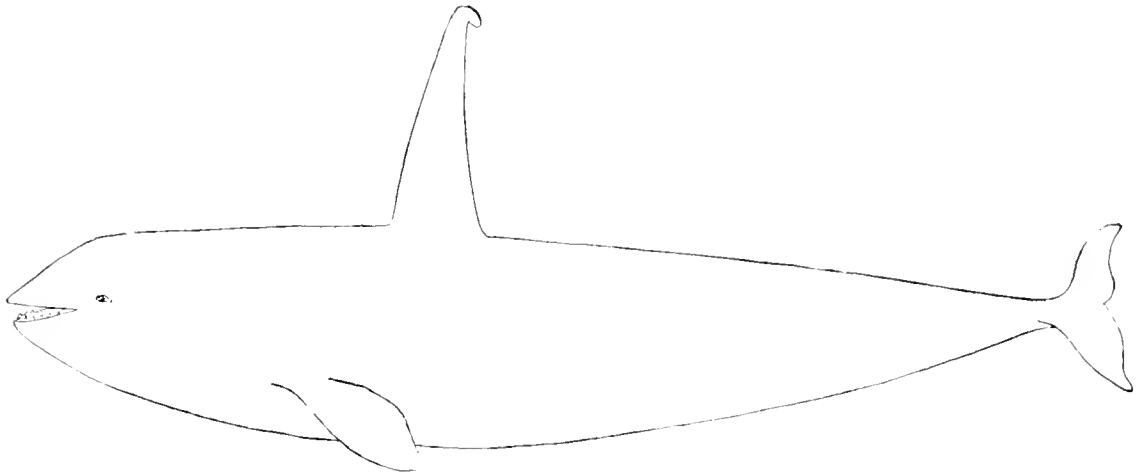
THE COWFISH, OR GRAMPUS.

Grampus griseus (Less.) Gray. (p. 13.)
Outline by Henry W. Elliott from cast No. 12889 U. S. National Museum.



THE HARBOR PORPOISE, OR "HERRING HOG."


Phocoena brachydon, Cope. (p. 11.)
Outline by Henry W. Elliott from photograph by U. S. Fish Commission.



THE HIGH-FINNED KILLER.

Orca rectipinnis, Cope. (p. 17.)


Outline from Scammon's Marine Mammals of the Northwest Coast.



THE SKUNK PORPOISE, OR BAY PORPOISE.

Lagenorhynchus gubernator, Cope (*L. perspicillatus*, Cope). (p. 16.)

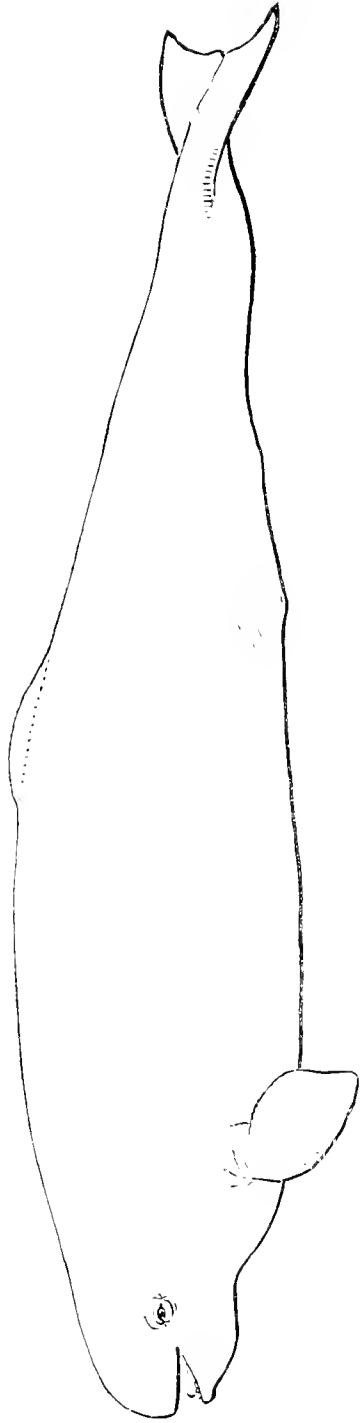
Outline from Proceedings of the Academy of Natural Sciences, Philadelphia, 1876.



THE SPERM WHALE PORPOISE.

Hyperoodon bidens, Owen. (p. 15.)

Sketch by James Henry Blake, 1869, from specimen stranded at North Dennis, Mass.



THE WHITE WHALE, OR BELUGA.

Delphinapterus caudon (L.) Gill. (p. 17.)

Outline by Henry W. Elliott, from cast No. 1240, U. S. National Museum, obtained near Quebec, 1875.




THE NARWHAL.

Monodon monoceros, L. (p. 19.)

Sketch by Henry W. Elliott, adapted from Vogt and Specht's "Saugthiere," p. 236.






THE BOWHEAD OR ARCTIC WHALE.

Balæna mysticetus, L. (p. 39.)

Outline, from Scammon's Marine Mammals, Plate XI.

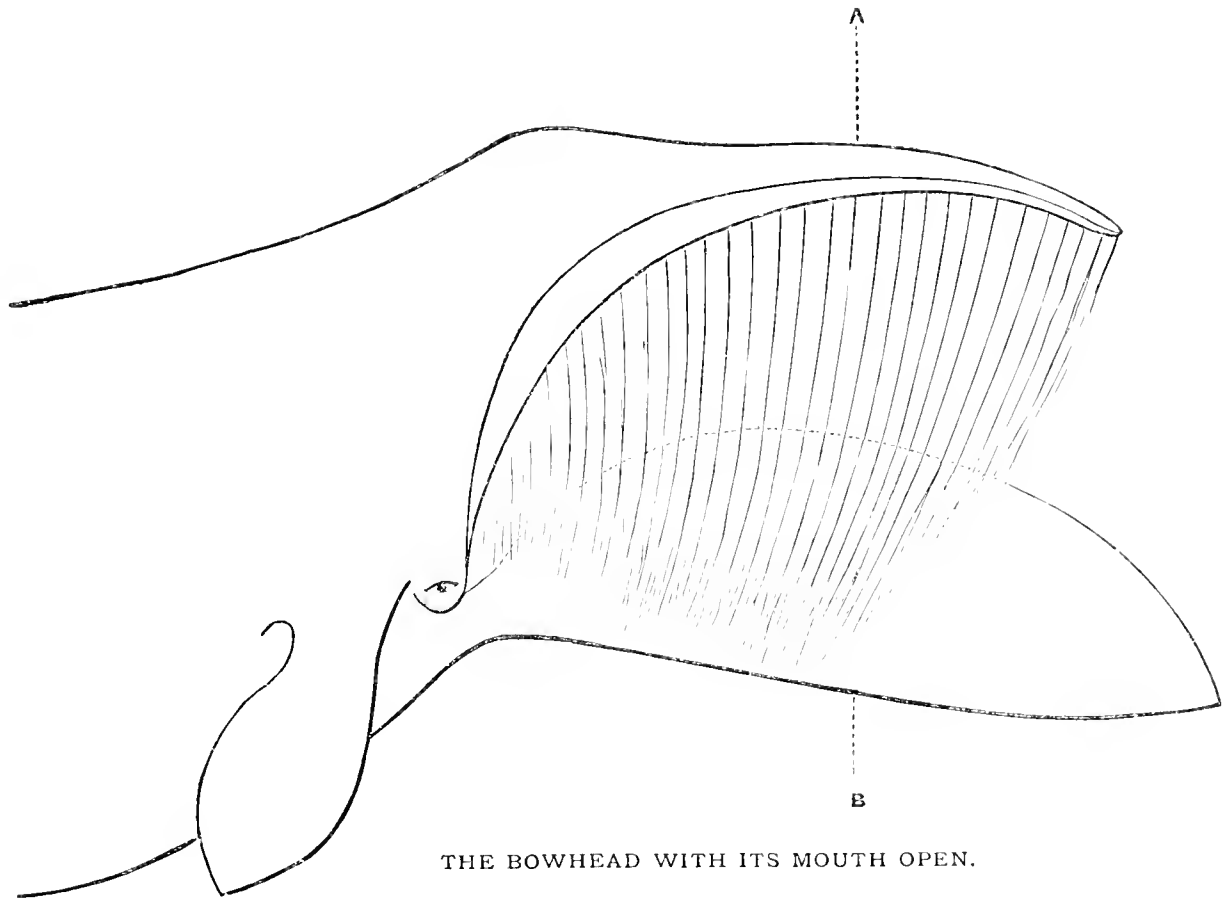


THE RIGHT WHALE OF THE PACIFIC.

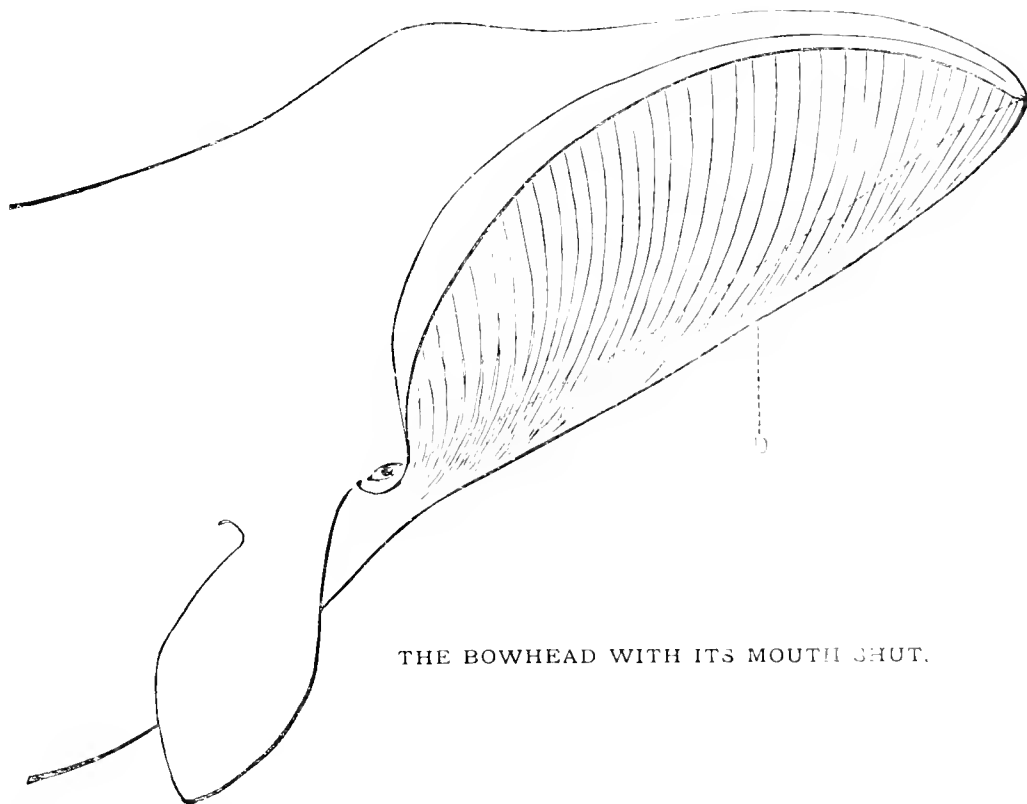
Balæna japonica, Gray. (*Eubalæna cullamach.*) (p. 24.)

Outline, from Scammon's Marine Mammals, Plate XII.





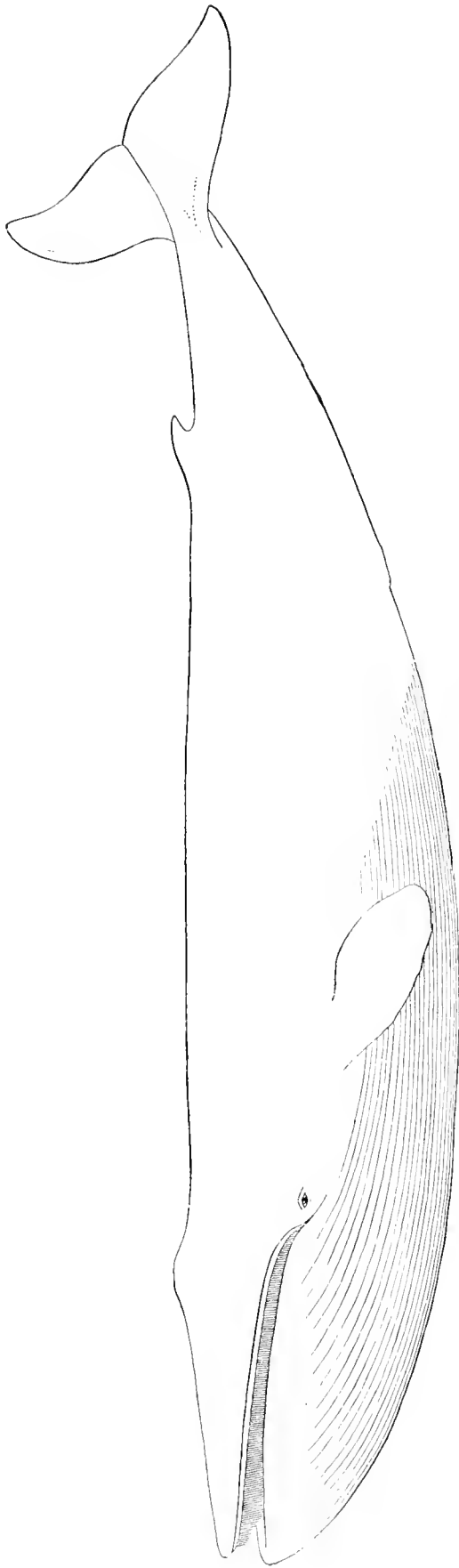
THE BOWHEAD WITH ITS MOUTH OPEN.



THE BOWHEAD WITH ITS MOUTH SHUT.

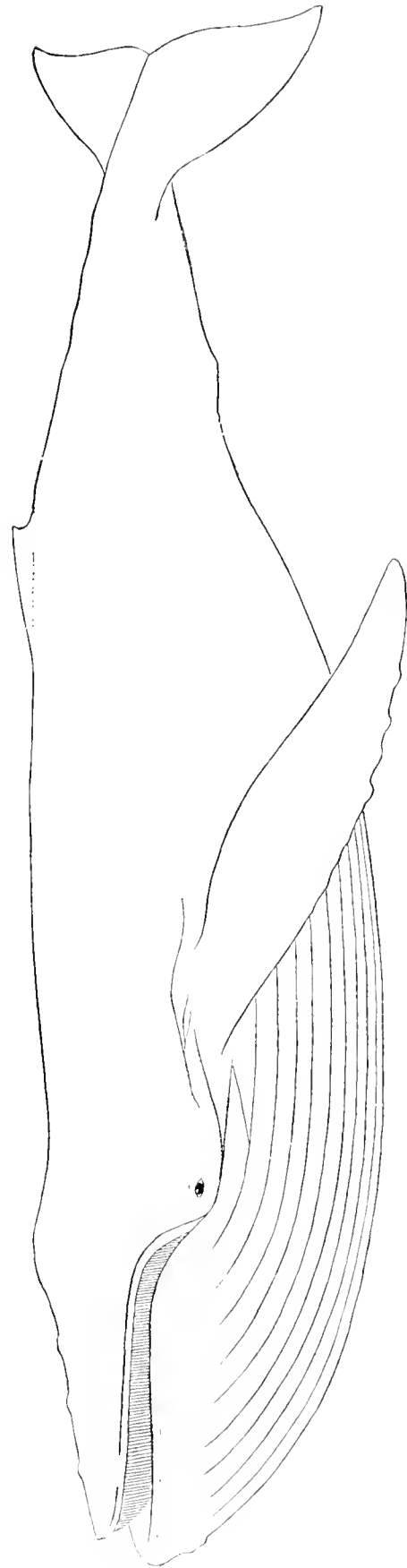
DIAGRAMS ILLUSTRATING THE USE OF THE WHALEBONE PLATES IN THE MOUTH OF THE BOWHEAD WHALE.






THE SULPHUR BOTTOM OF THE PACIFIC.

Sibbaldius sulfureus, Cope. (p. 27.)
Outline, from Scammon's Marine Mammals, Plate VIII.



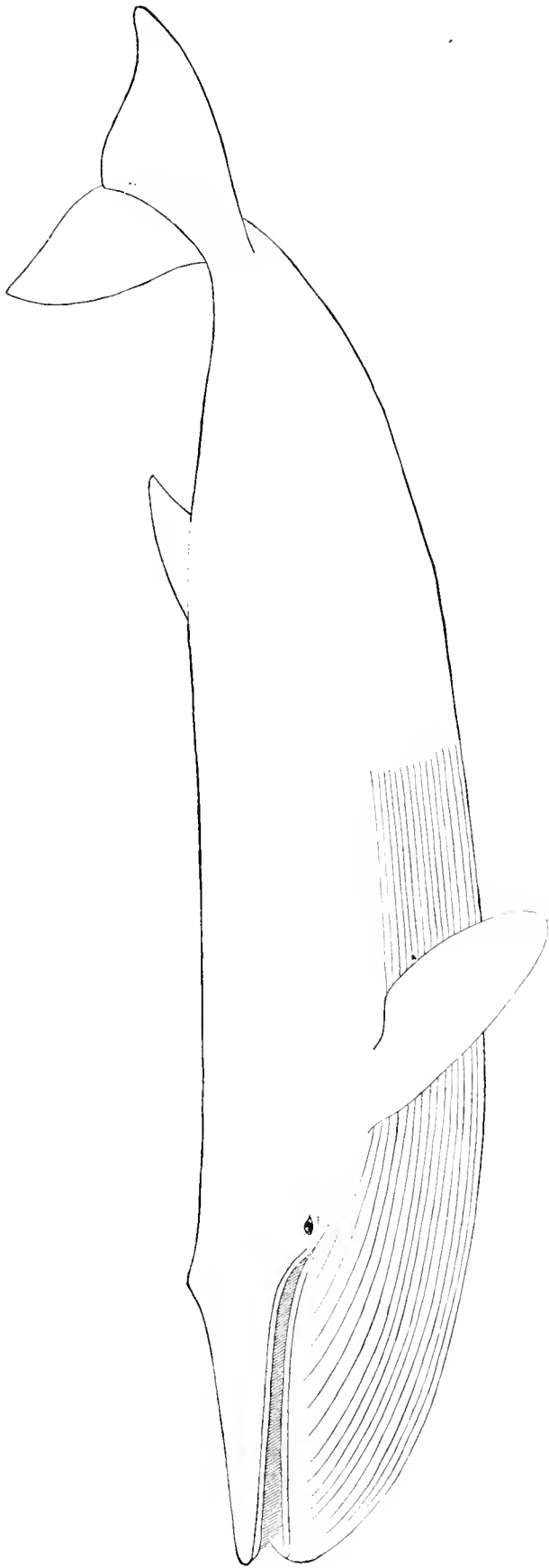
THE HUMPBACK OF THE PACIFIC.

Megaptera versabilis, Cope. (p. 26.)
Outline, from Scammon's Marine Mammals, Plate VII.



CUTTING IN A HUMPBACK WHALE AT PROVINCETOWN, MASS.

From a sketch by J. S. Ryder.




THE FINBACK OF THE PACIFIC.

Balænoptera velifera, Cope. (p. 28.)
Outline, from Scammon's Marine Mammals, Plate II



THE CALIFORNIA GRAY WHALE, OR DEVIL-FISH.

Rhachianectes glaucus, Cope. (p. 31.)
Outline, from Scammon's Marine Mammals, Plate II.




Elliott.
del. ad nat. Walrus Id.
July 5, 1872

THE PACIFIC WALRUS.

Odobænus obesus (Illiger), Allen. (p. 34.)

Sketch by Henry W. Elliott, Walrus Island, Alaska, July 5, 1872.




STELLER'S SEA LION.

Eumetopias Stelleri (Less.), Peters. (p. 30.)

Sketch from life, by Henry W. Elliott




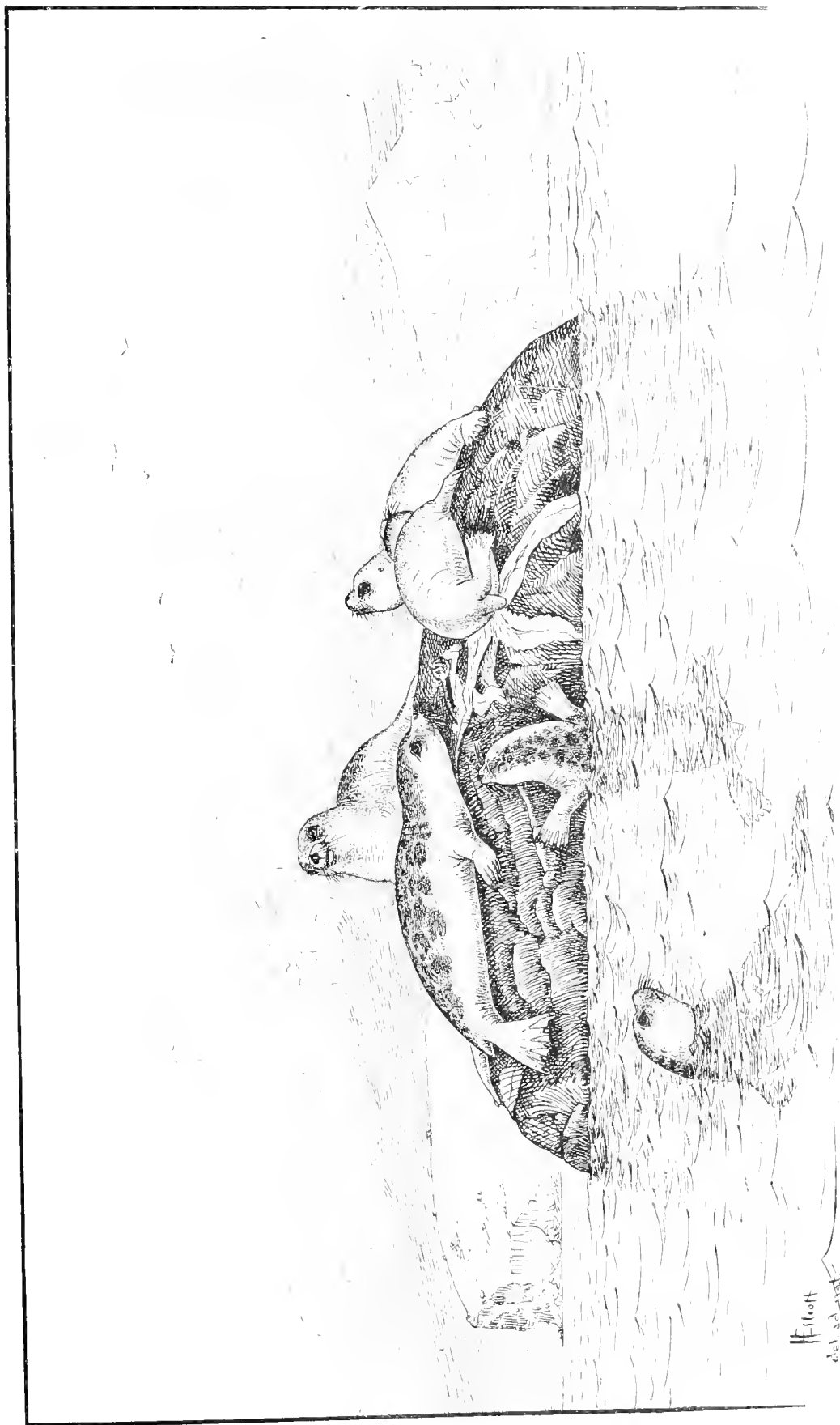


THE CALIFORNIA SEA LION.

Zalophus californianus (Less.), Allen. (p. 11.)

Sketch from life, by Henry W. Elliott



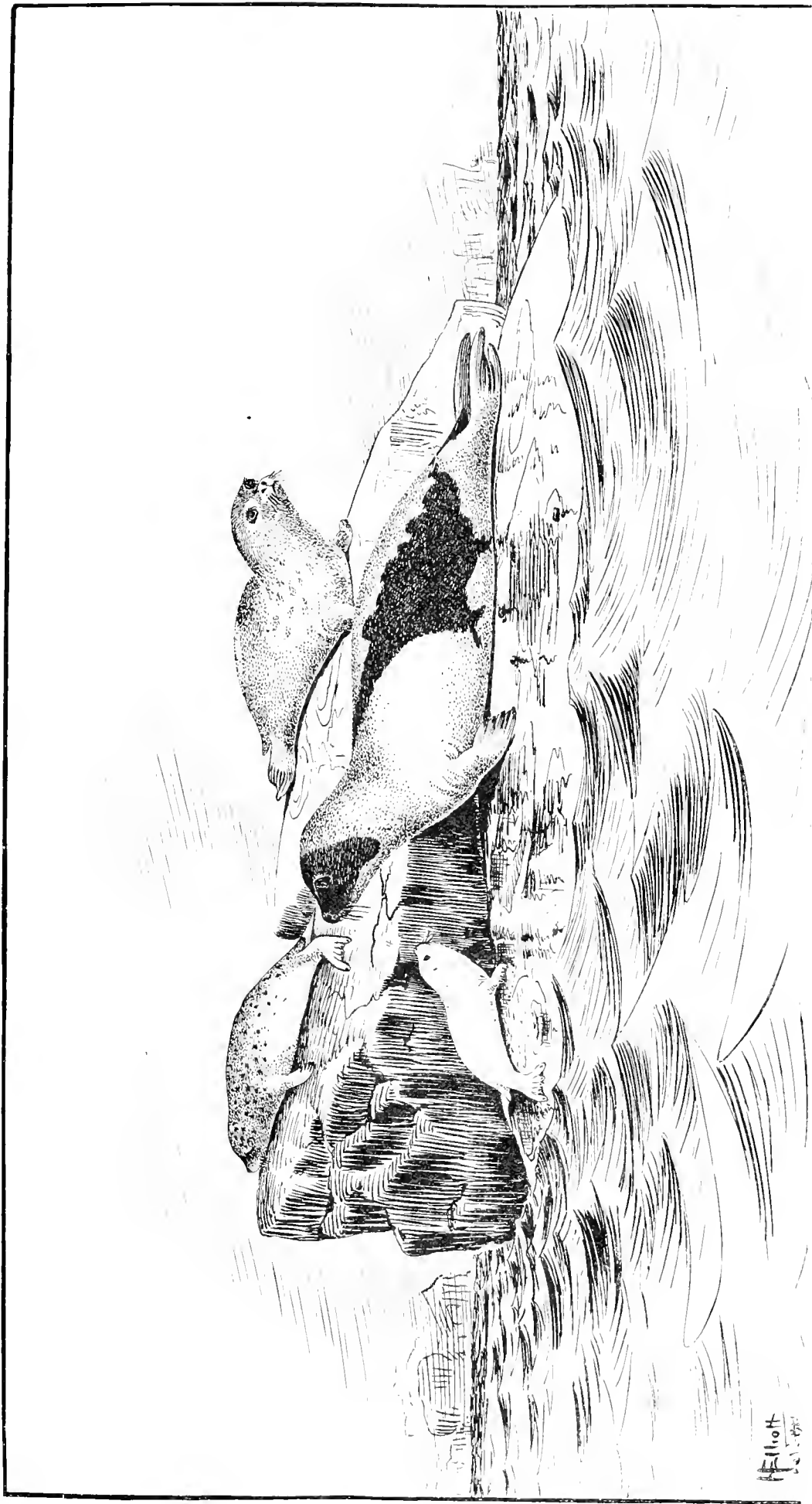


THE HARBOR SEAL.

Phoca vitulina, L. (p. 55.)

Sketch from life, by Henry W. Elliott, Alaska, 1872





THE HARP SEAL.

Phoca grenlandica, Fabricius. (p. 62.)

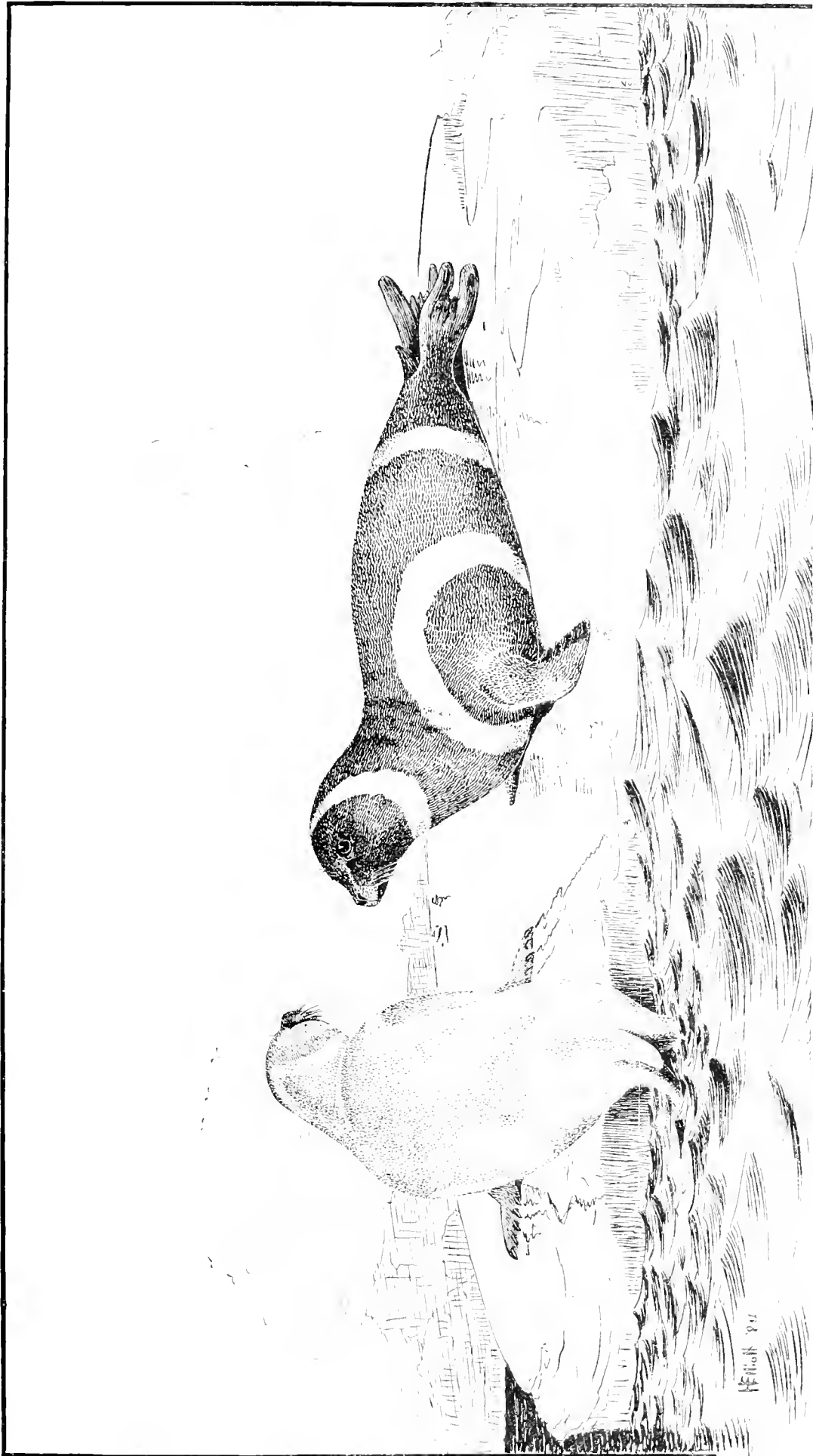
Sketch by Henry W. Elliott from specimens in the U. S. National Museum. Nos. 13741, 13743, 13908, and 13909, obtained on the north shore of the Gulf of Saint Lawrence by Dr. C. Hart Merriam.



THE RINGED SEAL.

Phoca fetida, Fabricius. (p. 65.)


Sketch by Henry W. Elliott, adapted from figure in Allen's North American Pinnipeds, p. 601.



THE RIBBON SEAL. (Male and Female.)

Histriophoca fasciata (Zimmerman), Gill. (p. 67.)

Drawing by Henry W. Elliott, from specimens in U. S. National Museum, No. 13284, obtained at Plover Bay, East Siberia, August 12, 1880, by W. H. Dall, and No. 13285, obtained from Farina Sea, 1880, by Capt. H. F. Williams.

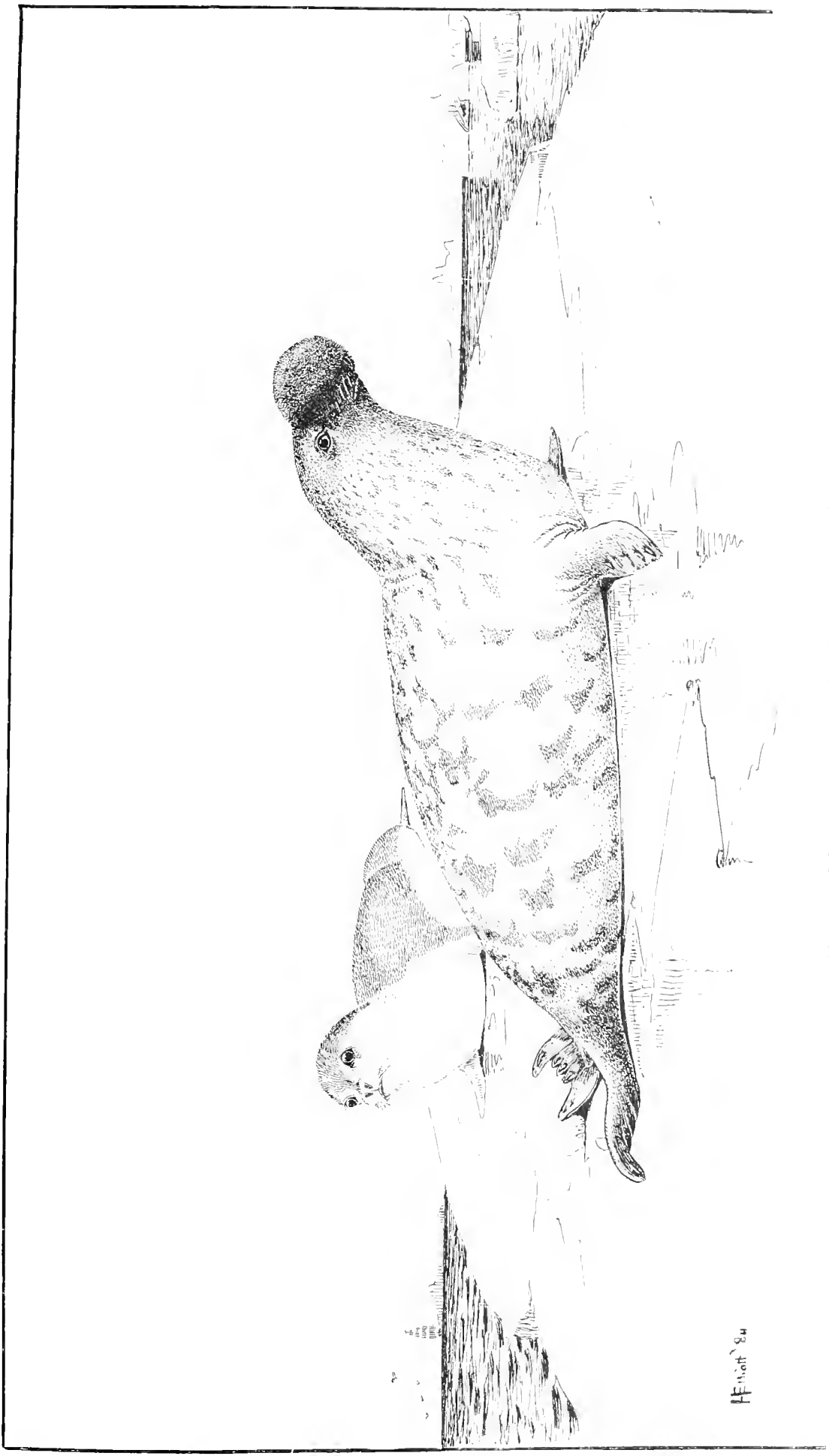


THE WEST INDIAN SEAL.

Monachus tropicalis, Gray. (p. 67.)

Drawing by Henry W. Elliott, from specimen in U. S. National Museum, No. 13350, obtained by Professor Felipe Poy at Matanzas, Cuba.






THE HOODED SEAL. (Adult and Young.)

Cystophora cristata (Erxl.), Nilss. (p. 68.)

Sketch by Henry W. Elliot, from specimens in the U. S. National Museum, Nos. 13742 and 13753, collected by Dr. C. Hart Merriam off Labrador, 1883.


H. A. S. 84



THE GRAY SEAL.

Halichoerus grypus (Fabricius), Nilss.


Sketch by Henry W. Elliott, from specimen in U. S. National Museum, No. 6551, collected at Sable Island, Nova Scotia, 1902.



THE SQUARE FLIPPER SEAL.

Erignathus barbatus (Fabricius), Gill.

Sketch by Henry W. Elliott, from specimen in U. S. National Museum, No. 13753, collected by Dr. C. Hart Merriam, off Battle Harbor Gulf of Saint Lawrence, 1883

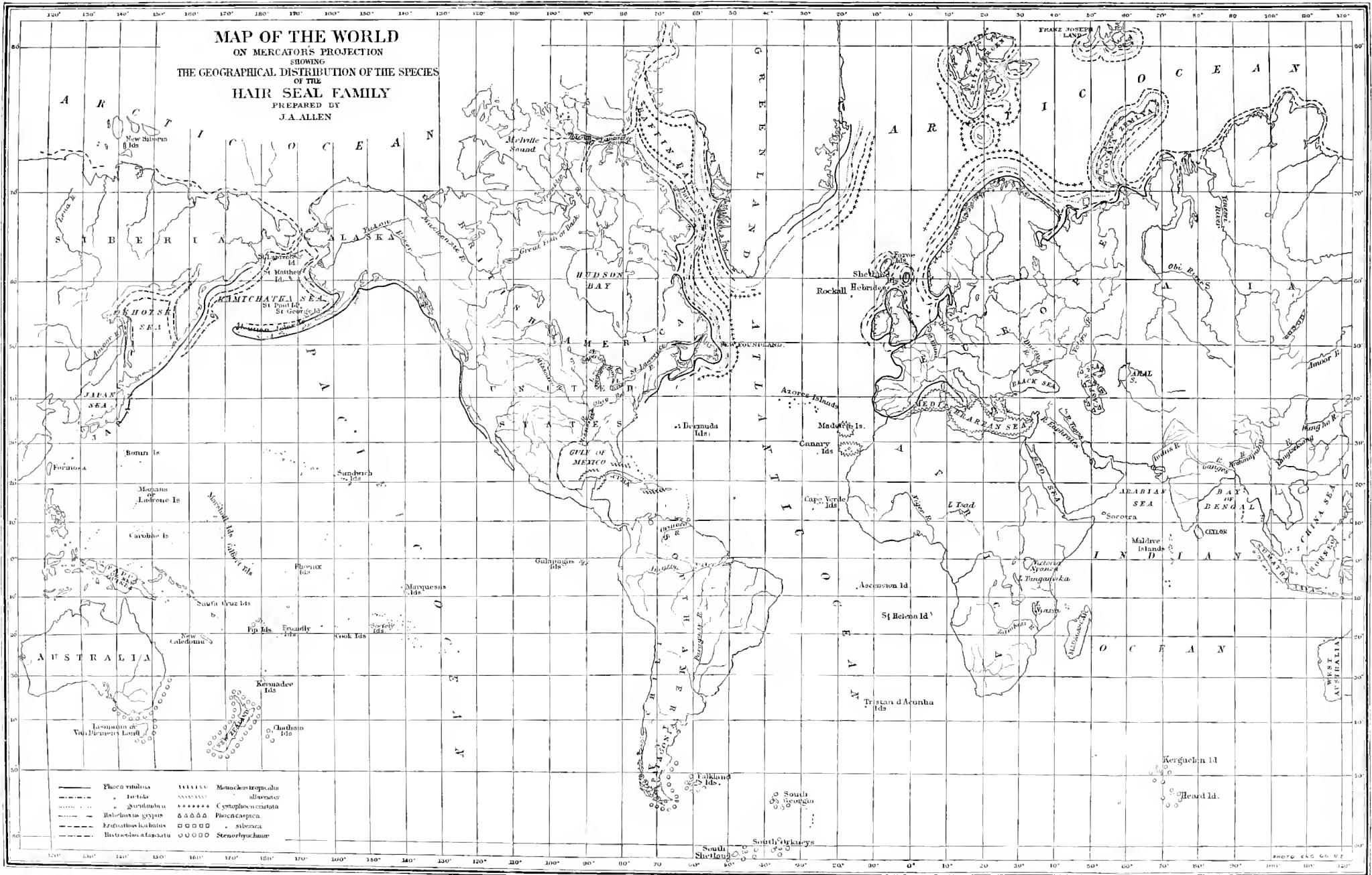


THE SEA ELEPHANT.

Macrorhinus angustirostris, Gill. (p. 72.)

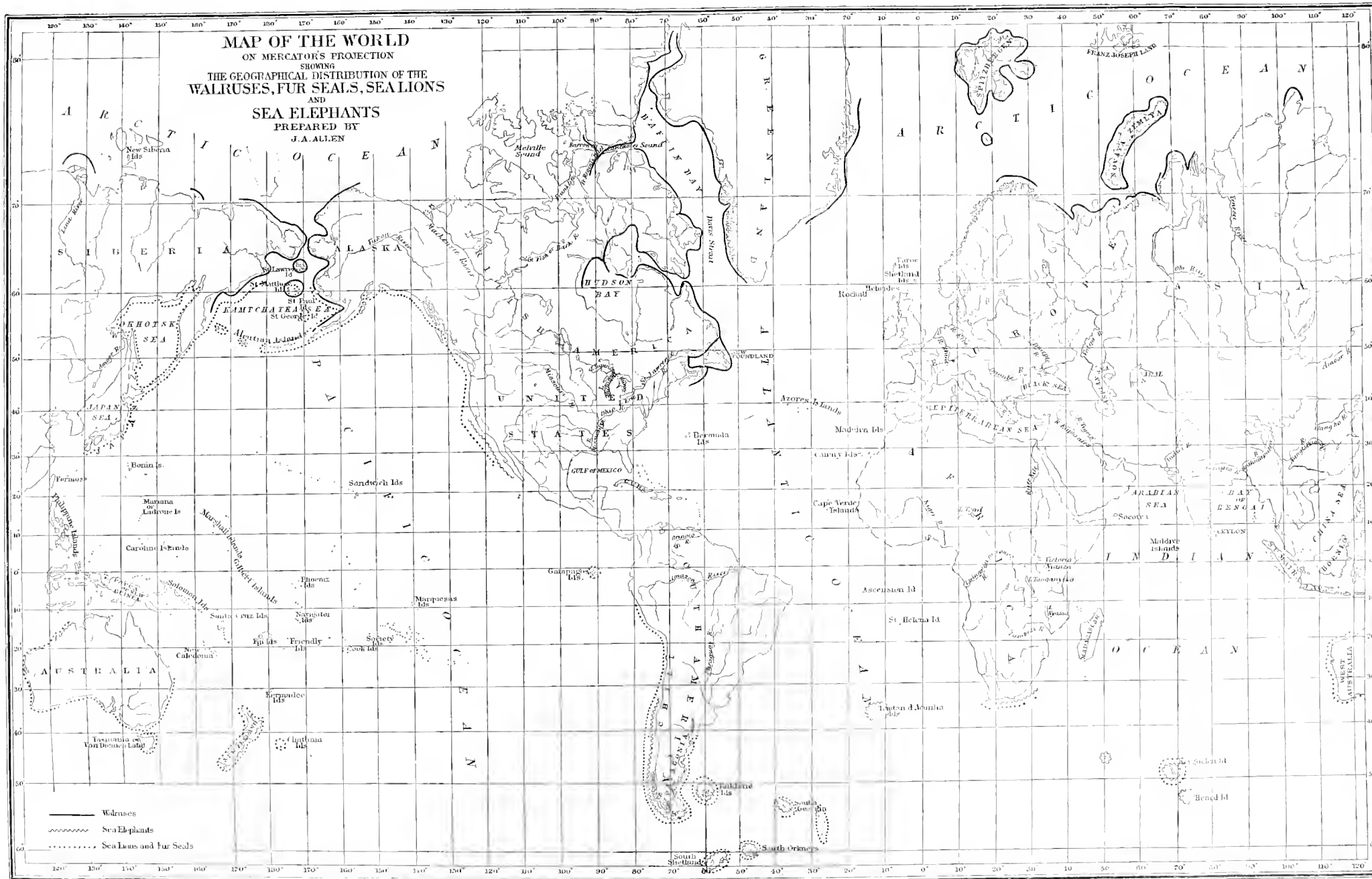
Drawing by Henry W. Elliott, from specimen in U. S. National Museum, from Santa Barbara Island, California.

H. Elliott

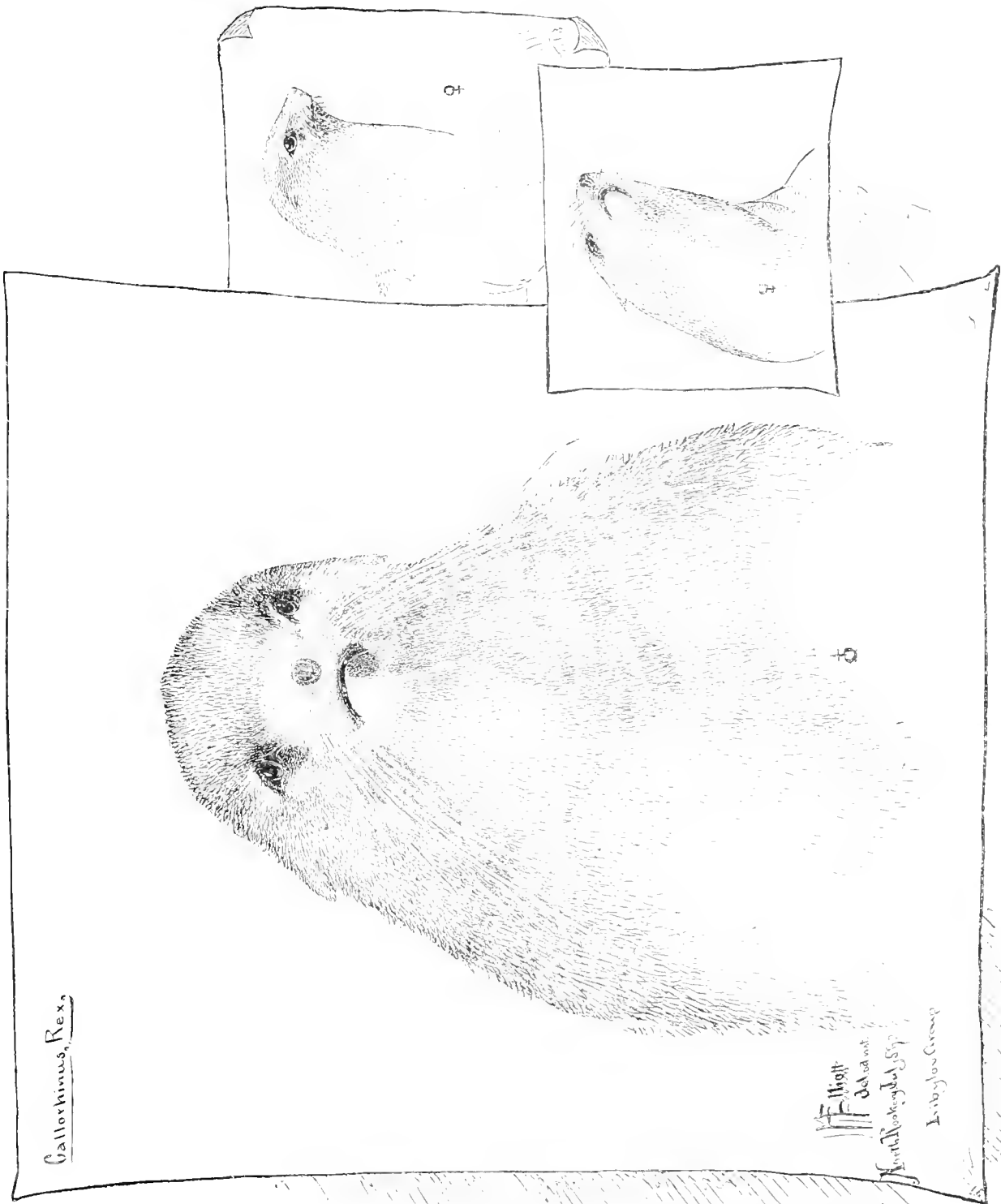


MAP OF THE WORLD, ON MERCATOR'S PROJECTION, SHOWING THE GEOGRAPHICAL DISTRIBUTION OF THE SPECIES OF THE HAIR SEAL FAMILY.

Prepared by J. A. Allen

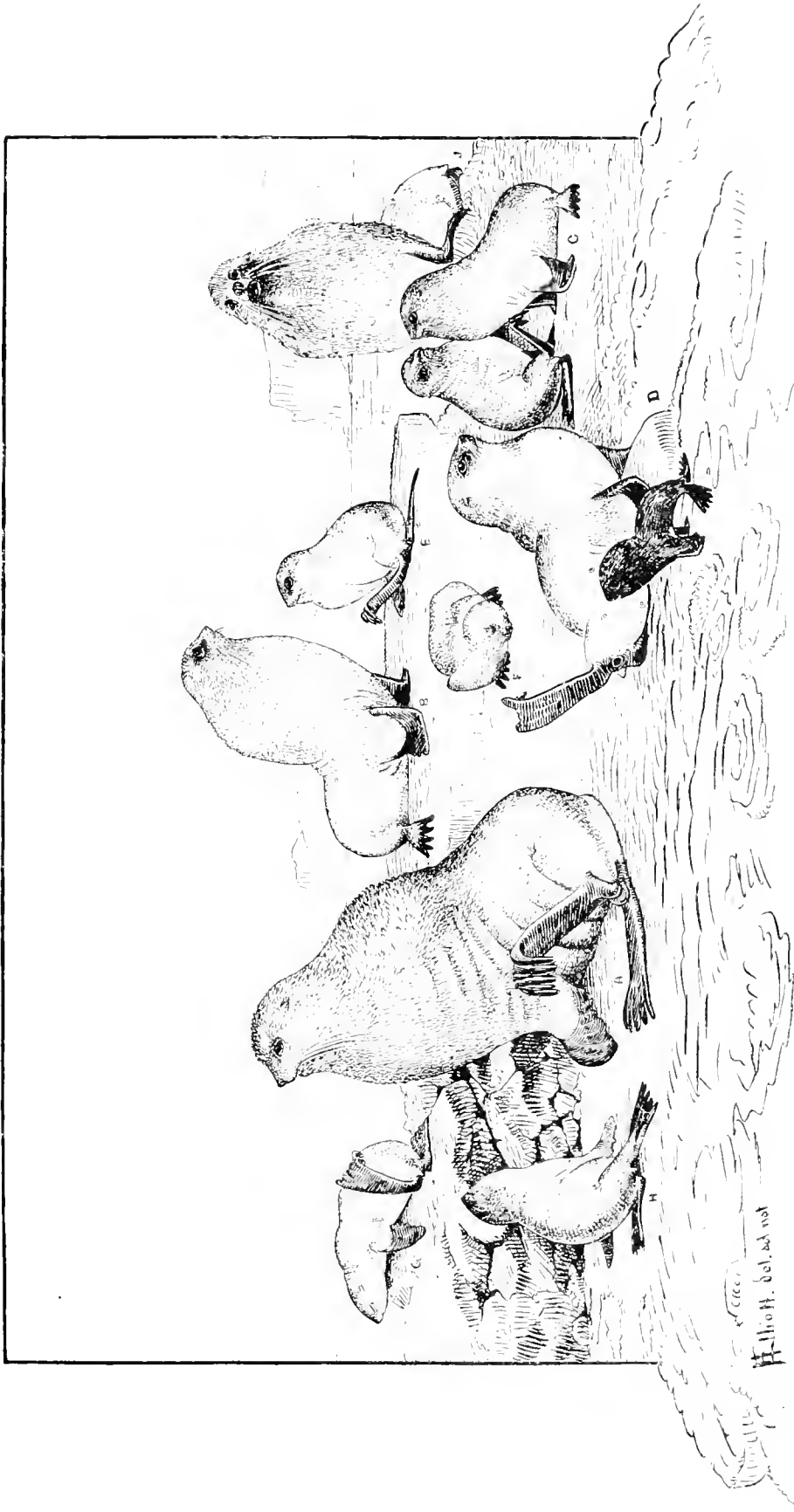


MAP OF THE WORLD, ON MERCATOR'S PROJECTION, SHOWING THE GEOGRAPHICAL DISTRIBUTION OF THE WALRUSES, FUR SEALS, SEALIONS, AND SEA ELEPHANTS.
 Prepared for the illustration of the chapter by J. A. Allen.



THE COUNTENANCE OF CALLORHINUS.—A LIFE STUDY OF AN ADULT MALE FUR-SEAL.
 (Full face of old male, profile and under view of female heads.)

Drawing by Henry W. Elliott, North Rookery, Pribilof Group, July 5, 1873. pp. 73.




THE FUR-SEAL.

Callorhinus ursinus.


A series of life studies by Henry W. Elliott, Pribilof Islands, 1872 to 1876

- A. Old "Seecatoh" or male, eight to twenty-four years.
- B. Young "Seecatoh," six to eight years.
- C. "Hollschieckp" or young males, two years
- D. "Markah" or mother nursing her "pup." I
- E. "Cow" fanning herself.
- F. "Cow" sleeping.
- G. "Cow" napping and fanning herself.
- H. "Cow" courting to the male.
- J. Characteristic position of old males.




SUNDRY SEAL SKETCHES ON THE PRIBILOV ISLANDS

From the portfolio of Henry W. Elliott, 1872, 1876



HAULING AND BREEDING GROUNDS OF THE FUR-SEAL.

Sketched from nature on the North Rookery, Saint George's Island, Pribilof Group, by Henry W. Elliott, July, 1874



THE NORTH SHORE OF SAINT PAUL'S ISLAND, PRIBYLOV GROUP.


Sketch of the summit of Fitzhugh's Hill, by Henry W. Elliott looking over a wing of the great Nantostolouch Rookery, July, 1872.



PELAGIC ATTITUDES OF THE FUR-SEAL.

Sketched from life, by Henry W. Elliott, Saint Paul's Island, 1872. Village of Saint Paul in distance. Black blurs to the right on middle ground.

1. Position while sleeping.
2. Position when rising to breathe, survey, &c.
3. Position when scratching.
4. Dolphin pumps.



FUR-SEALS SPORTING AROUND THE "BIDARRAH."


Sketched from life, by Henry W. Elliott, in Zoltoi, Saint Paul's Island, 1872. A view of the Reef Point and Gerbotch Rookery on the horizon.



THE MANATEE.


Trichechus manatus, L.

Sketch by Henry W. Elliott, from 'Transactions Zoological Society of London'



MANATEES SWIMMING.

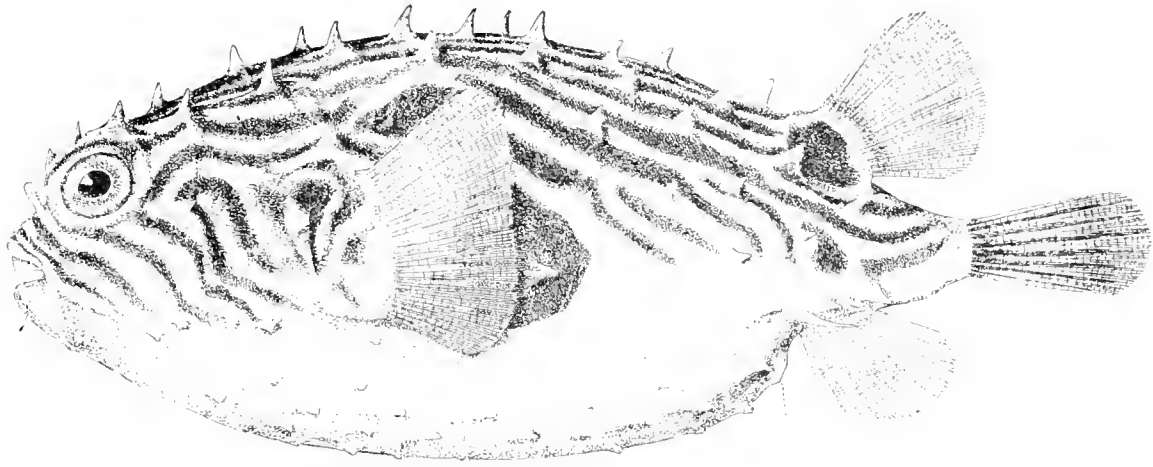
Sketch by Henry W. Elliott, from "Transactions Zoological Society of London."



THE SUNFISH.

Mola rotunda, Cuvier. p. 169.

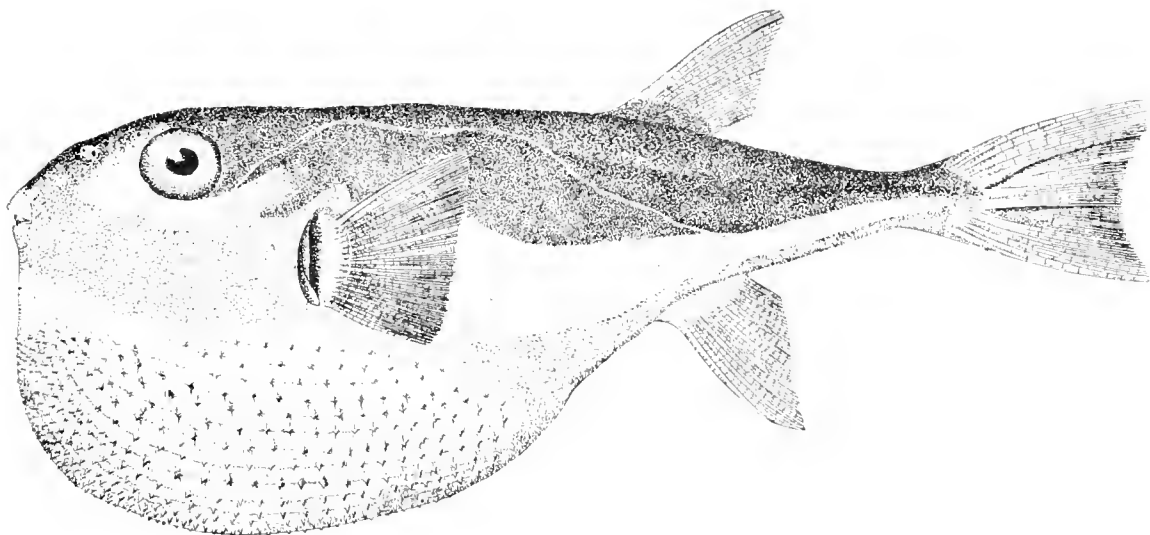
From washed drawing by H. L. Todd, from a cast.



THE SWELL-FISH OR BURR-FISH.

Chilomycterus geometricus (Schneider), Kaup. (p. 170.)


Drawing by H. L. Todd, from No. 14825, U. S. National Museum, collected at Noank, Conn., 1874, by U. S. Fish Commission.



THE RABBIT-FISH.

Lagocephalus laevigatus (L.), Gill. (p. 170.)


Drawing by H. L. Todd, from No. 20757, U. S. National Museum, collected at Newport, R. I., by Hon. Samuel Powell.



THE TRUNK-FISH OR COW-FISH.

Ostracion quadricornis, L. (p. 171.)

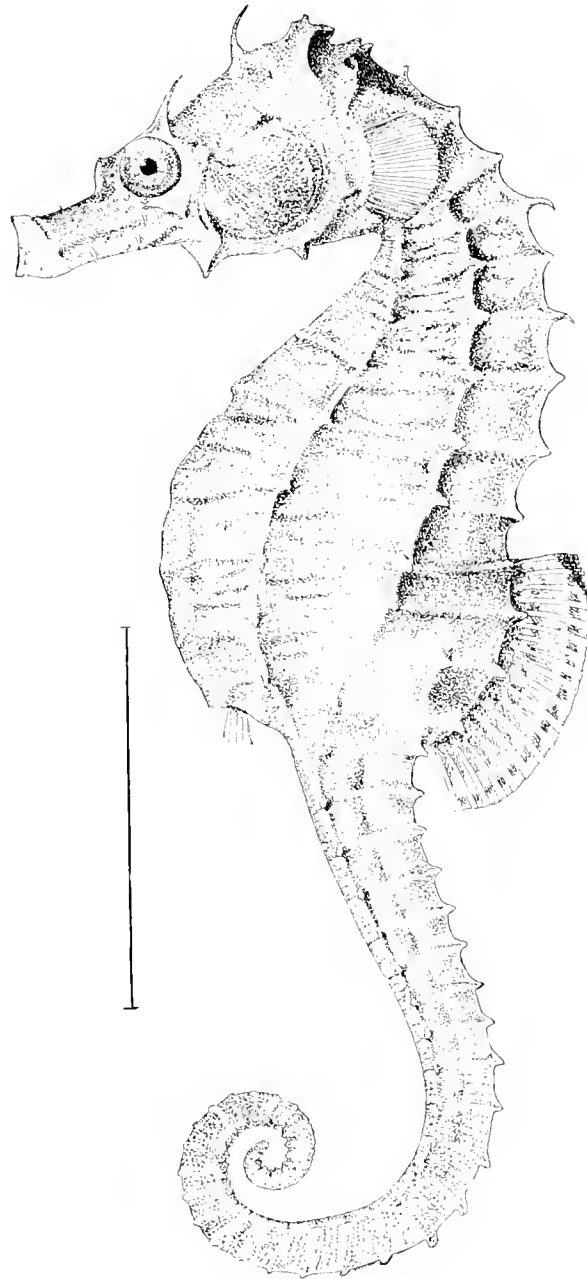
Drawing by H. L. Todd, from No. 2354, U. S. National Museum, collected at Charleston, S. C., July, 1878, by C. C. Leslie.



THE TRIGGER-FISH.

Balistes capriscus, Gmelin. (p. 172.)

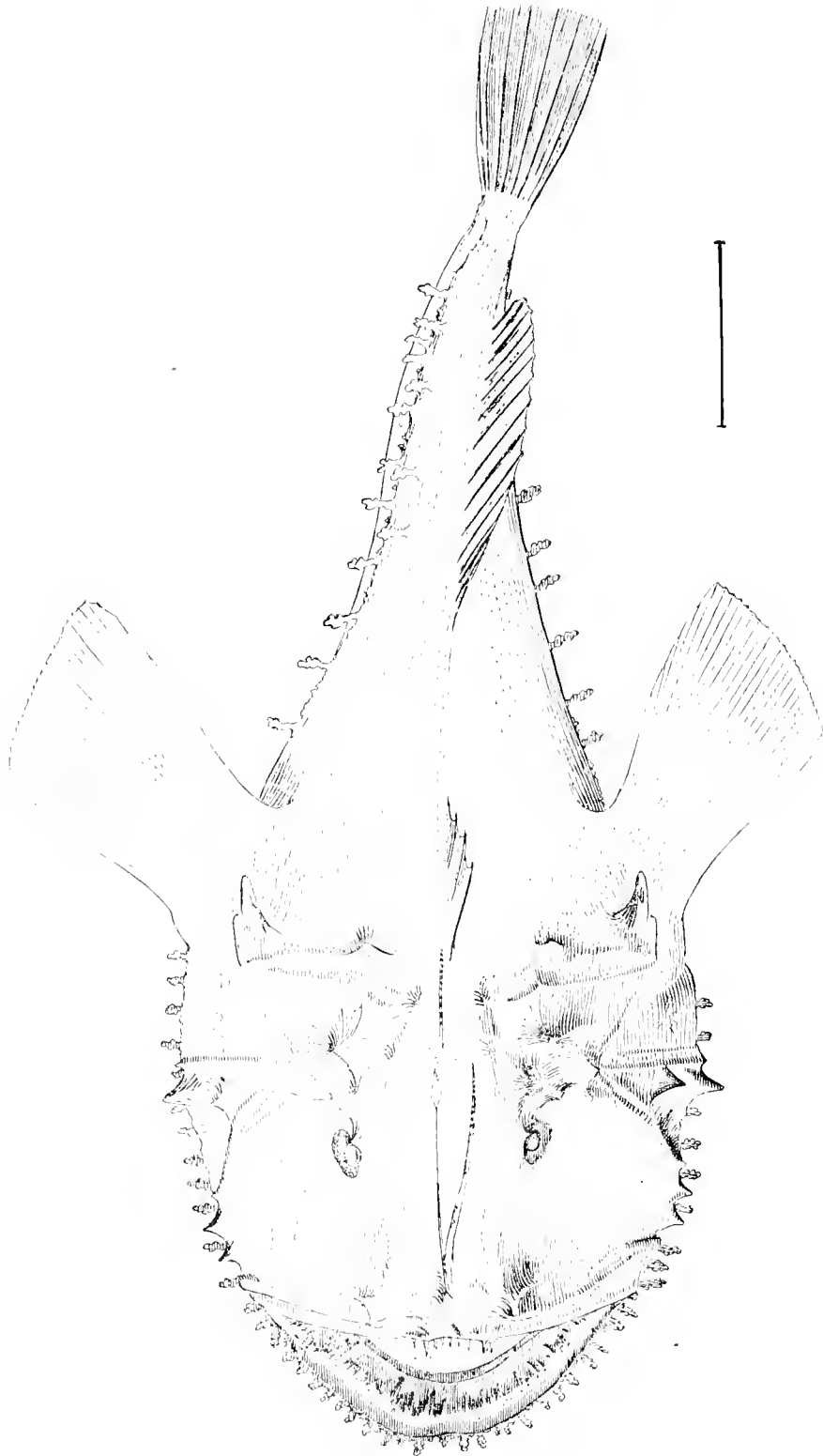
Drawing by H. L. Todd, from No. 15233, U. S. National Museum, collected at New York by Mr. Sutherland.



THE SEA HORSE.

Hippocampus heptagonus, Raf. (p. 172.)

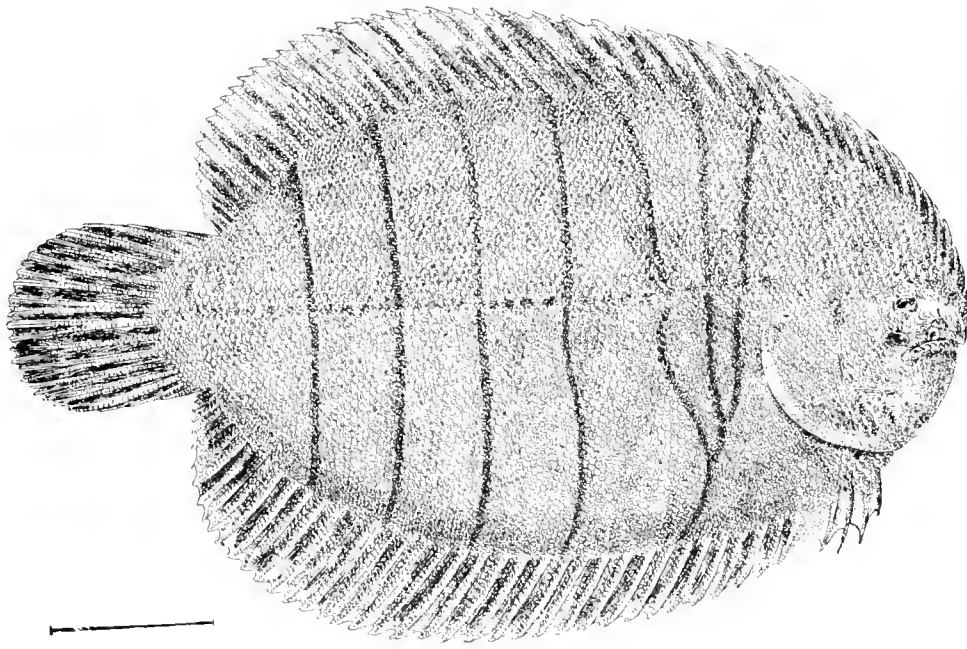
Drawing by H. L. Todd, from No. 3450, U. S. National Museum, collected at Old Point Comfort, Virginia, by Admiral Farragut.



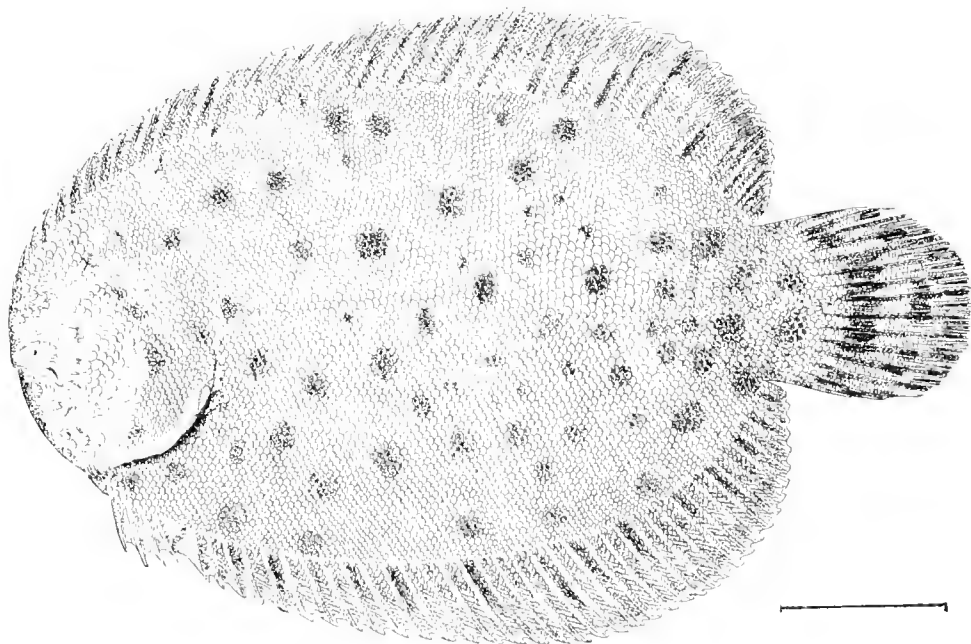
THE GOOSE-FISH OR BELLOWS-FISH.

Lophius piscatorius, L. (p. 173.)

Drawing by H. L. Todd, from specimen collected at Vineyard Sound, Massachusetts, by the U. S. Fish Commission.



UPPER SIDE.

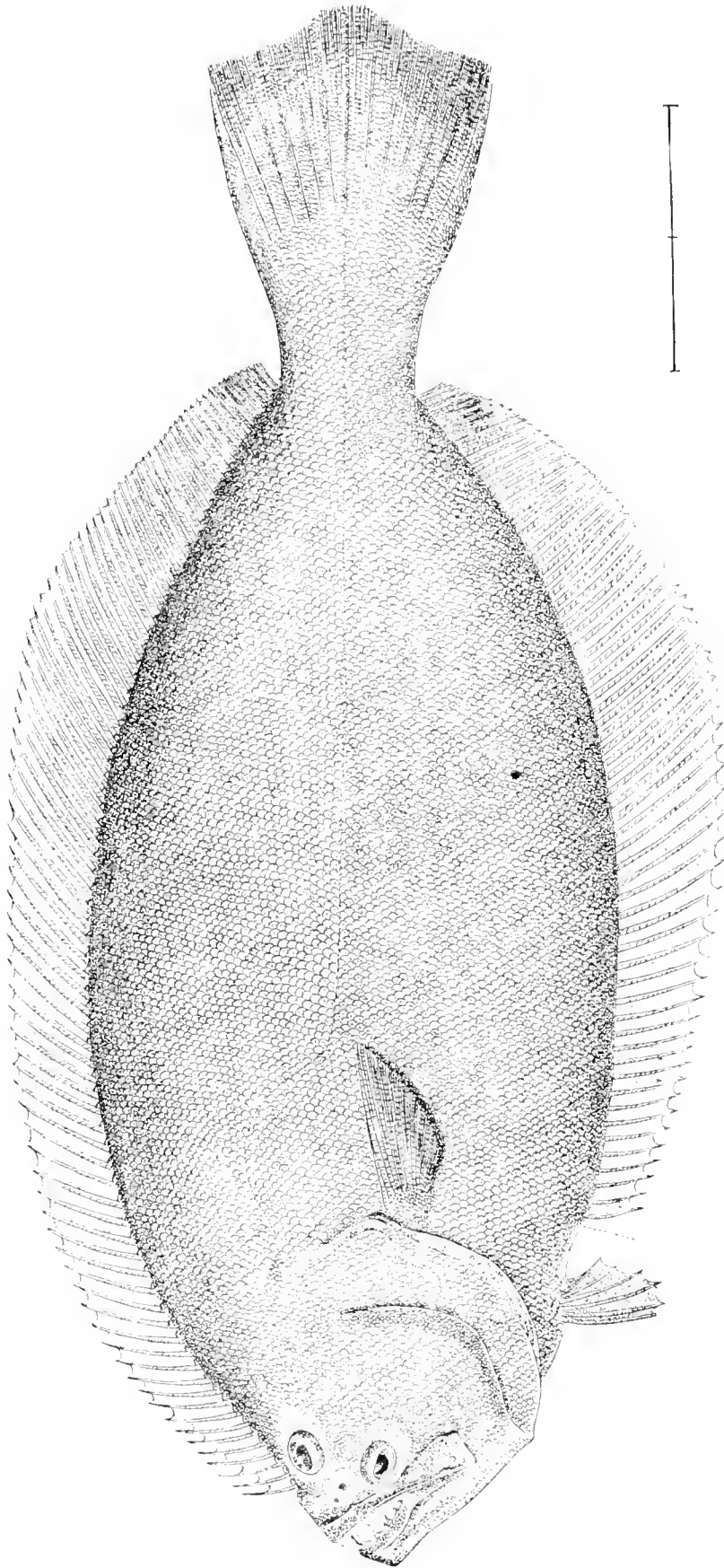


UNDER SIDE.

THE AMERICAN SOLE, OR "HOG CHOKER."

Achirus lineatus (L.) Cuv. (p. 177.)

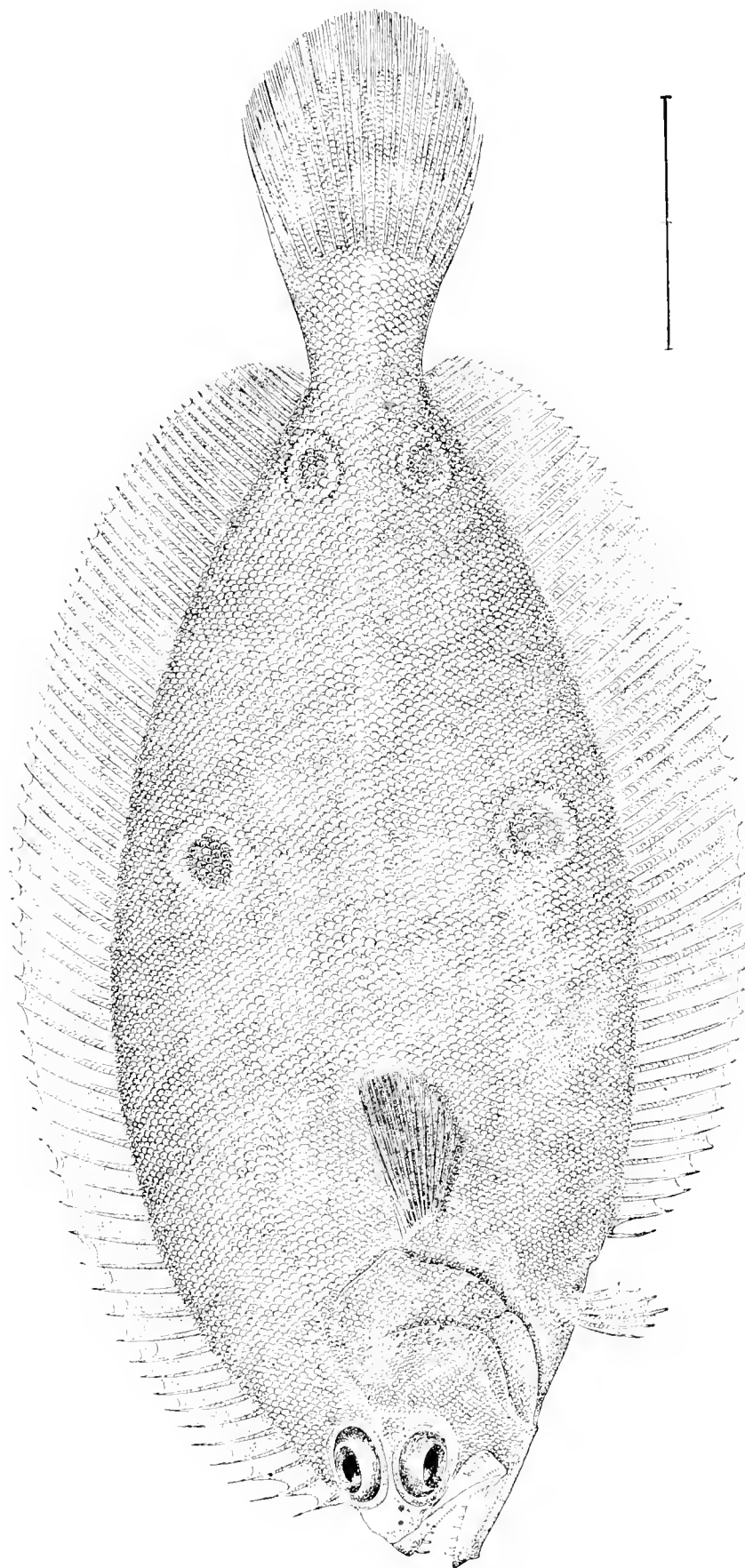
Drawing by H. L. Todd, from No. 12985, U. S. National Museum, collected at Wood's Holl, Massachusetts, July 14 1871, by Vinal N. Edwards



THE AMERICAN PLAICE, OR TURBOT-FLOUNDER.

Paralichthys dentatus (L.), J. & G. (p. 172.)

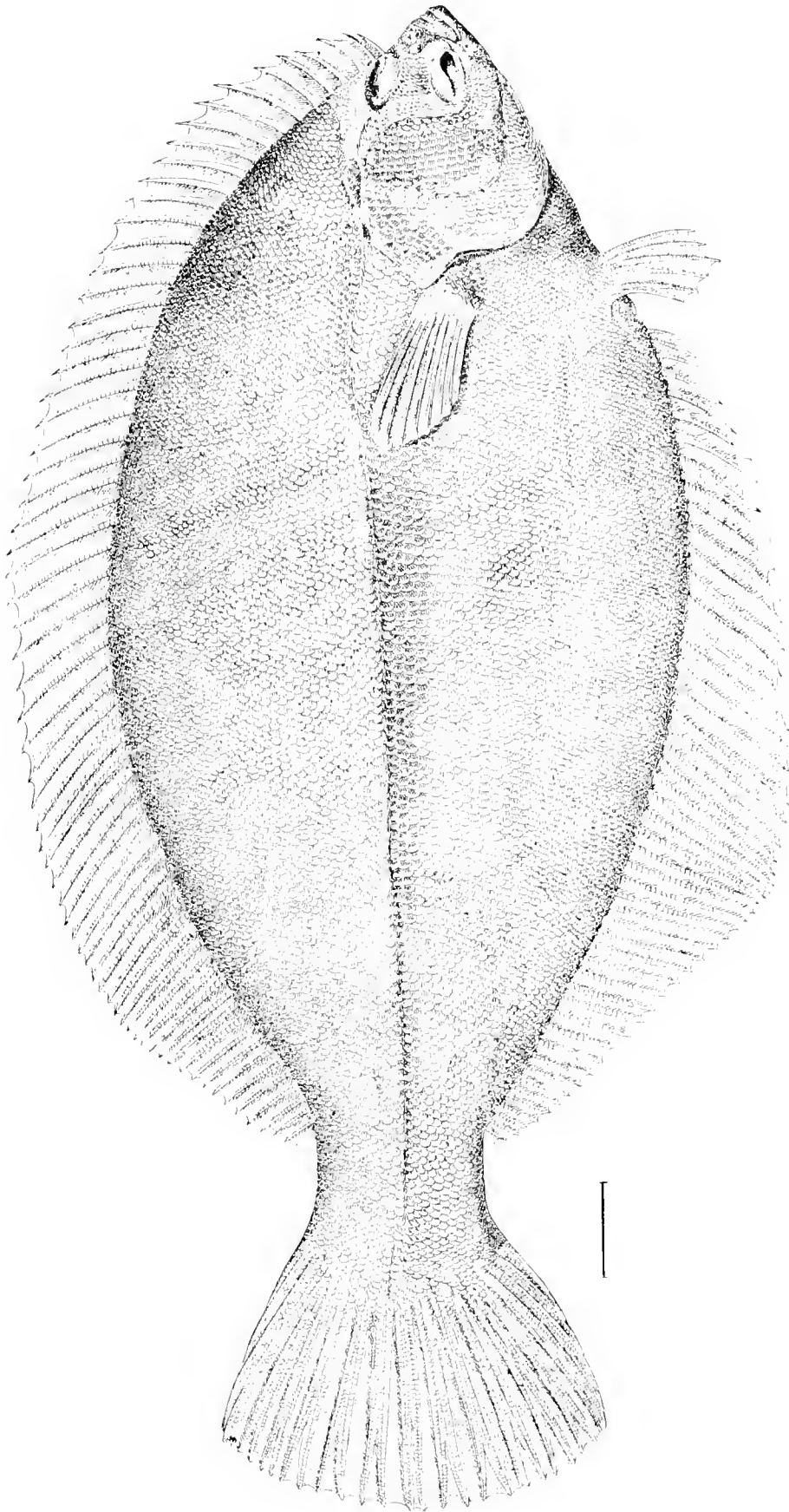
Drawing by H. L. Fobd. from No. 21279, U. S. National Museum, collected in Saint John's River, Florida, 1878, by G. Brown Goode.



THE FOUR-SPOTTED FLOUNDER.

Paralichthys oblongus (Mitchell, J. & G. (p. 1-1.))

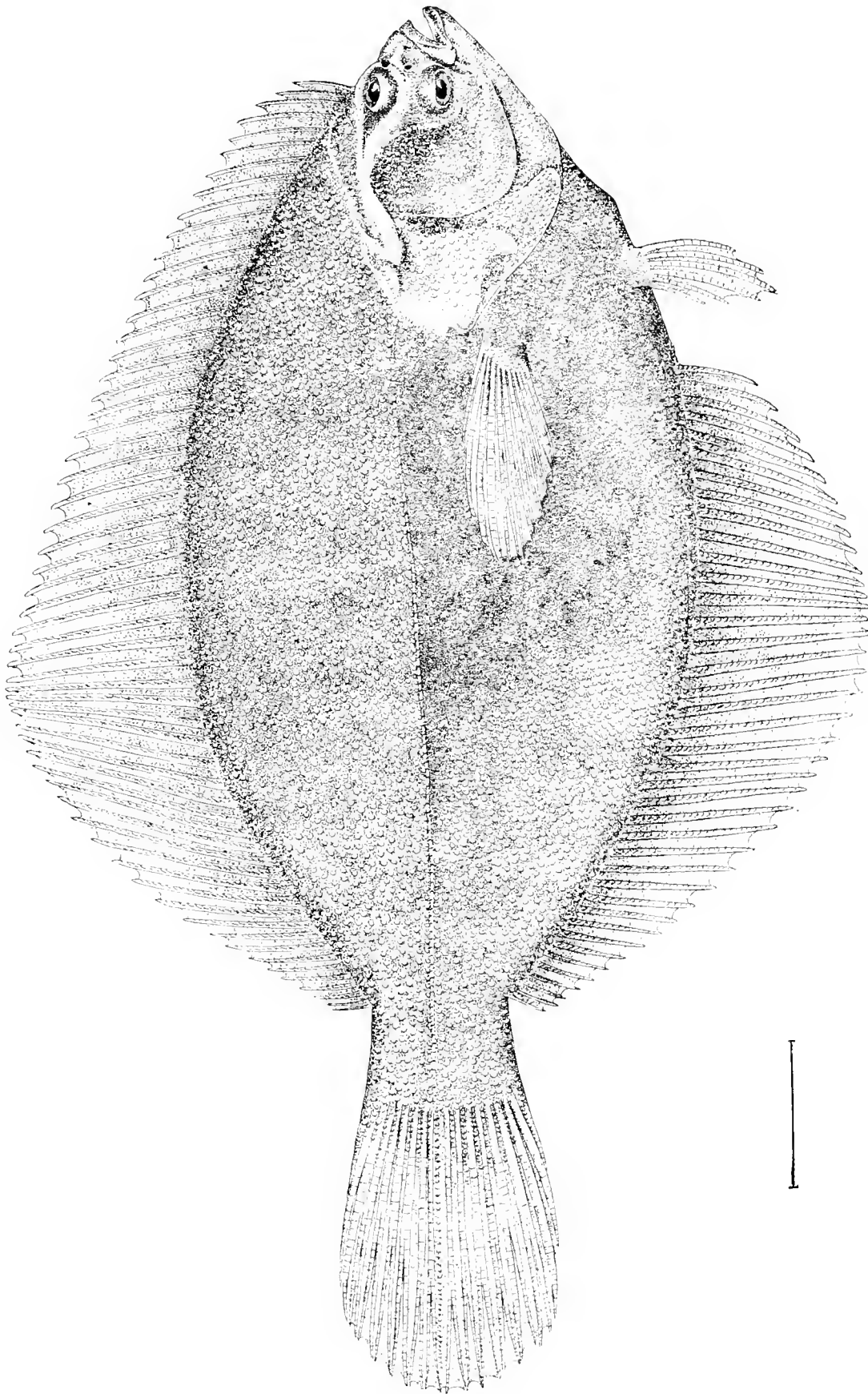
Drawing by H. L. Todd, from No. 10720, U. S. National Museum, collected at Wood's Hole, Massachusetts, by Prof. S. F. Baird.



THE FLATFISH, OR WINTER FLOUNDER.

Pseudopleuronectes americanus (Walb.), Gill. (p. 1-2.)

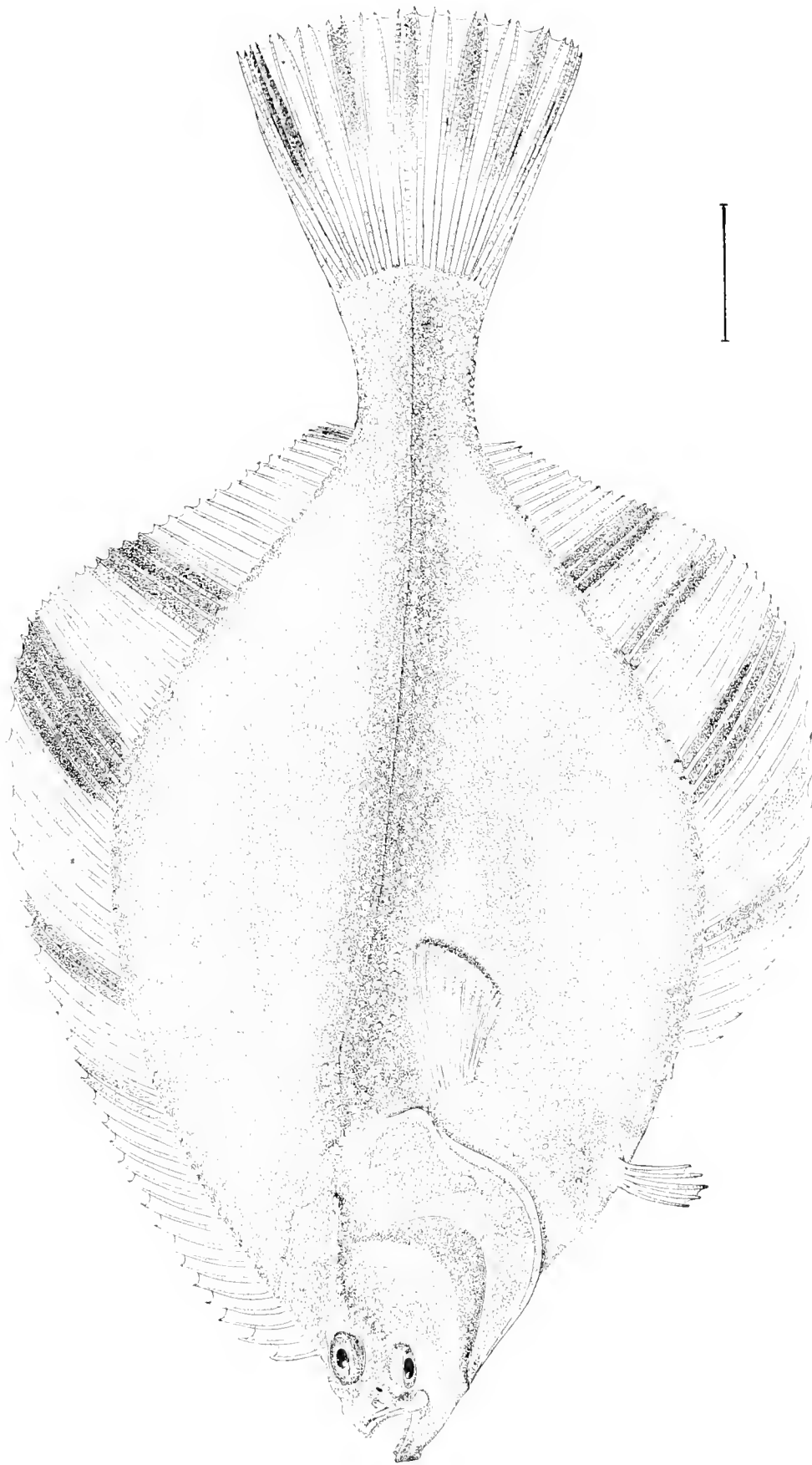
Drawing by H. L. Todd.



THE SMOOTH FLOUNDER

Pleuronectes glaber (Storer), Gill. (p. 173.)

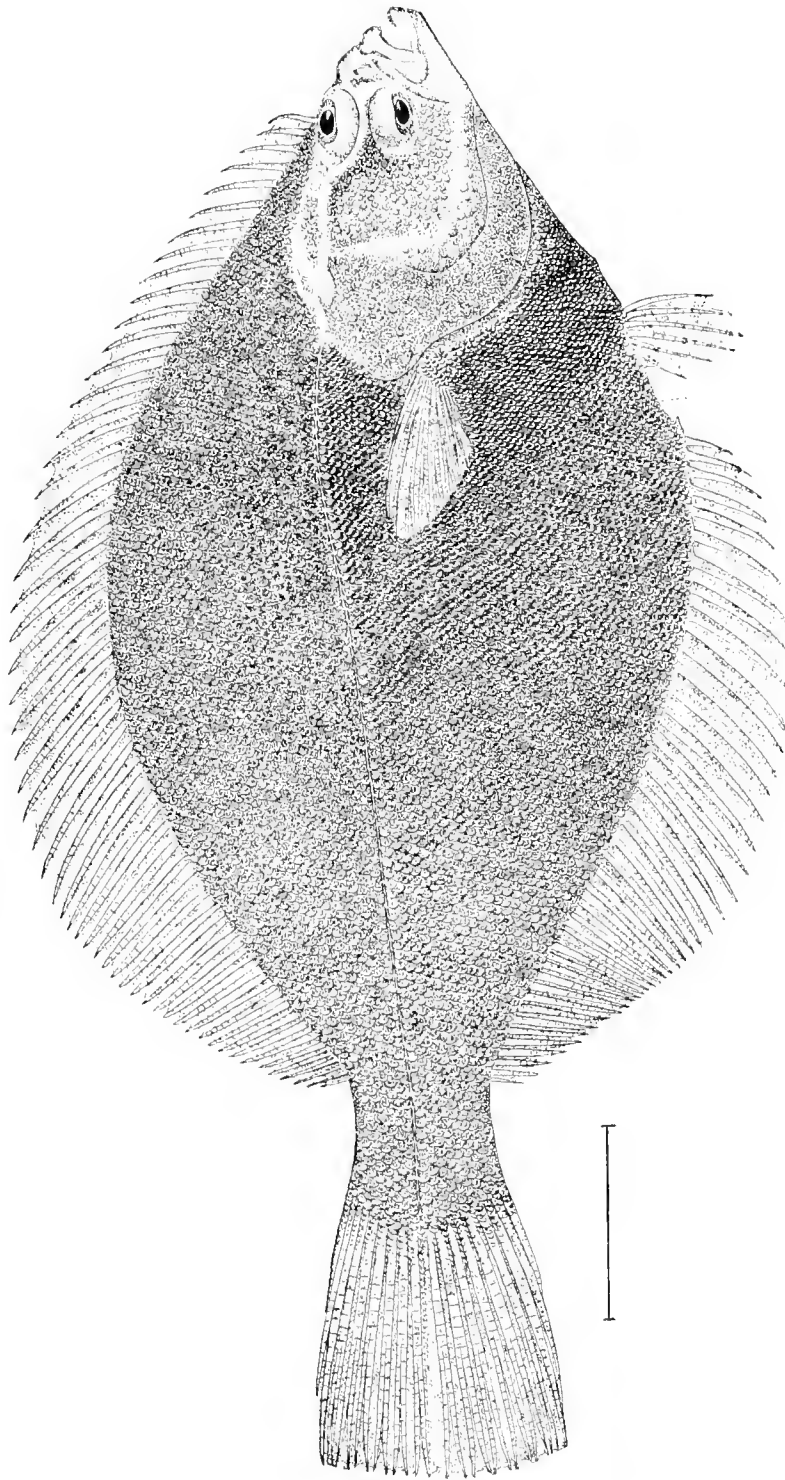
Drawing by H. L. Todd, from No. 336, U. S. National Museum, collected at Salem, Mass., by C. Purmann.



THE STARRY FLOUNDER.

Pleuronectes stellatus, Pallas. p. 174.

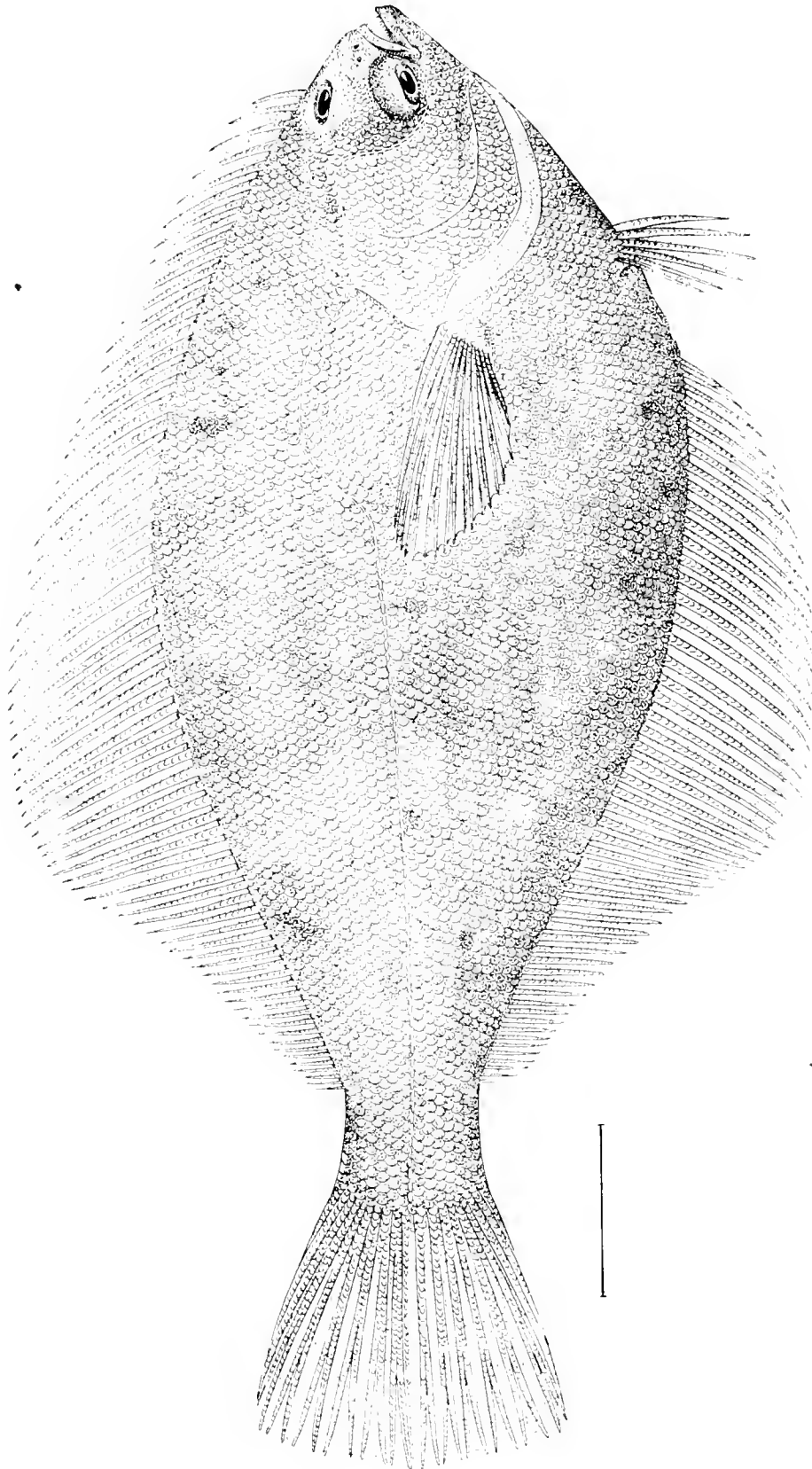
Drawing by H. L. Todd from No. 2404 U. S. National Museum, collected at San Francisco, Cal. January, 1880 by Prof. D. S. Jordan.



THE ARCTIC FLOUNDER.

Pleuronectes glacialis, Pallas. (p. 1-1.)

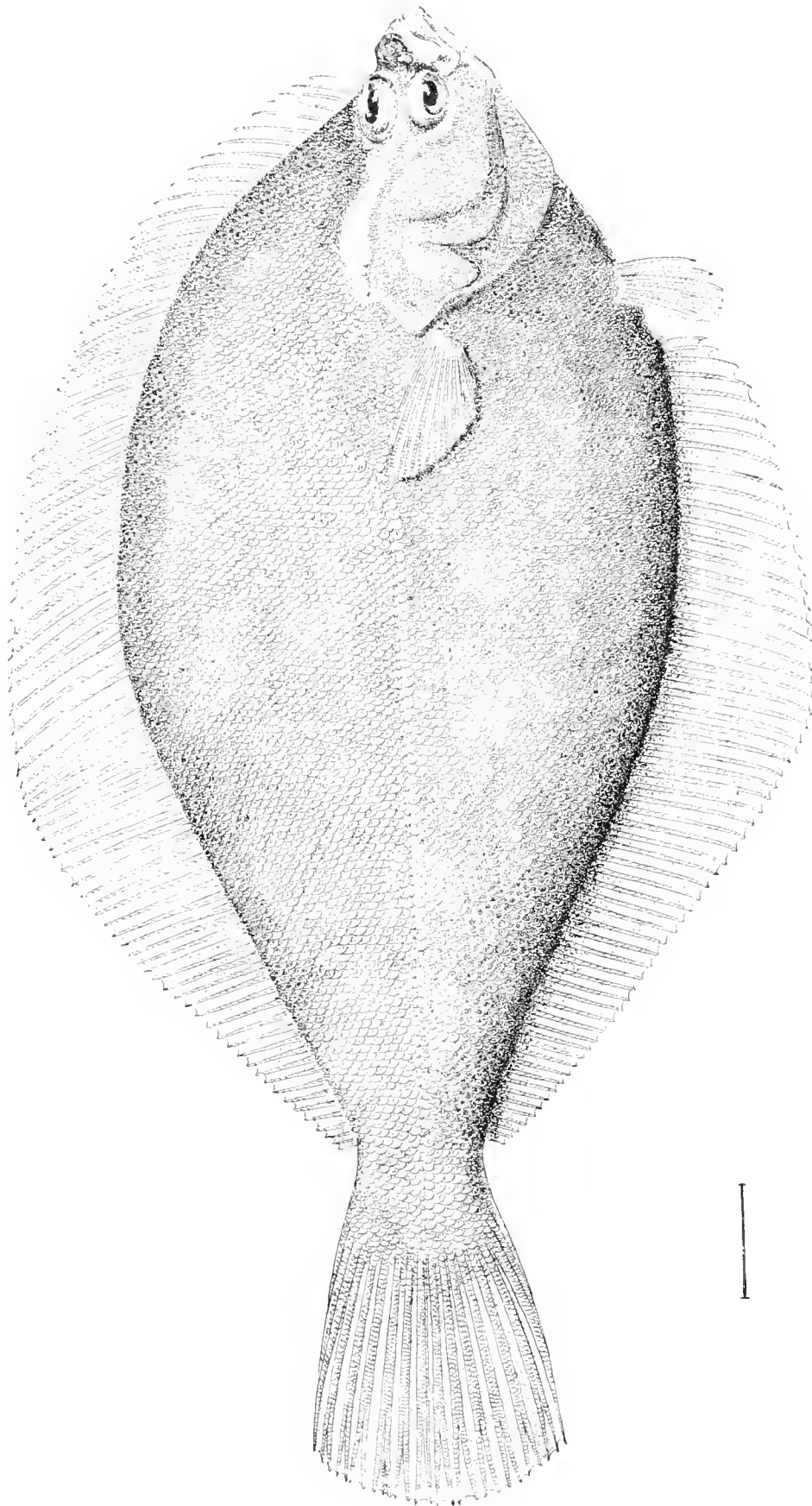
Drawing by H. L. Todd, from No. 27497, U. S. National Museum, collected at Kotzebue Sound, September 2, 1880, by Dall and Bean.



THE ROUGH LIMANDA.

Limanda aspera (Pallas), Bean. (p. 1-1.)

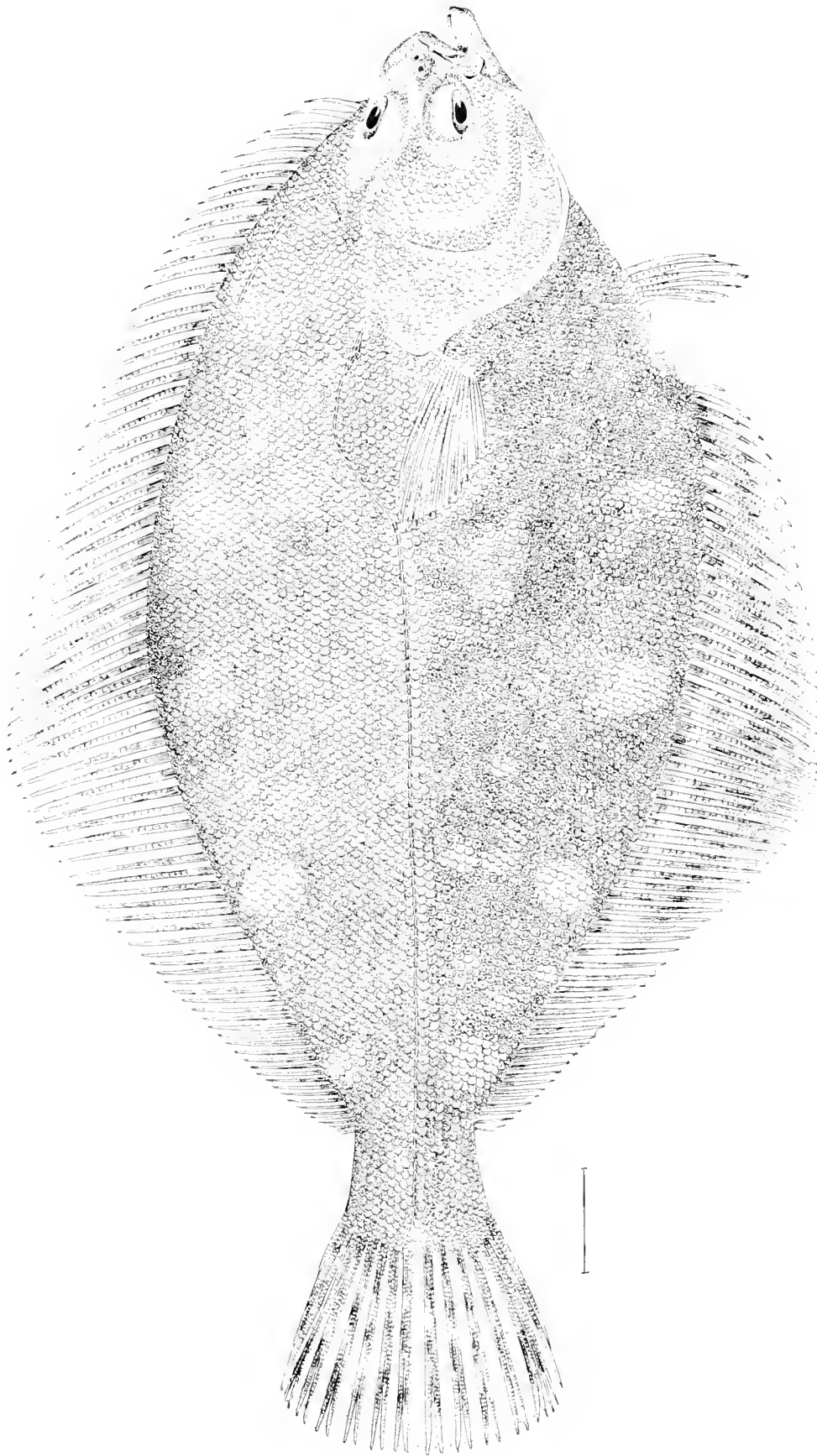
Drawing by H. L. Todd, from No. 2594. U. S. National Museum, collected at Sitka, Alaska, 1880, by Dr. T. H. Bean.



THE RUSTY DAB.

Limanda ferruginea (Storer), Goode & Bean. (p. 1-1.)

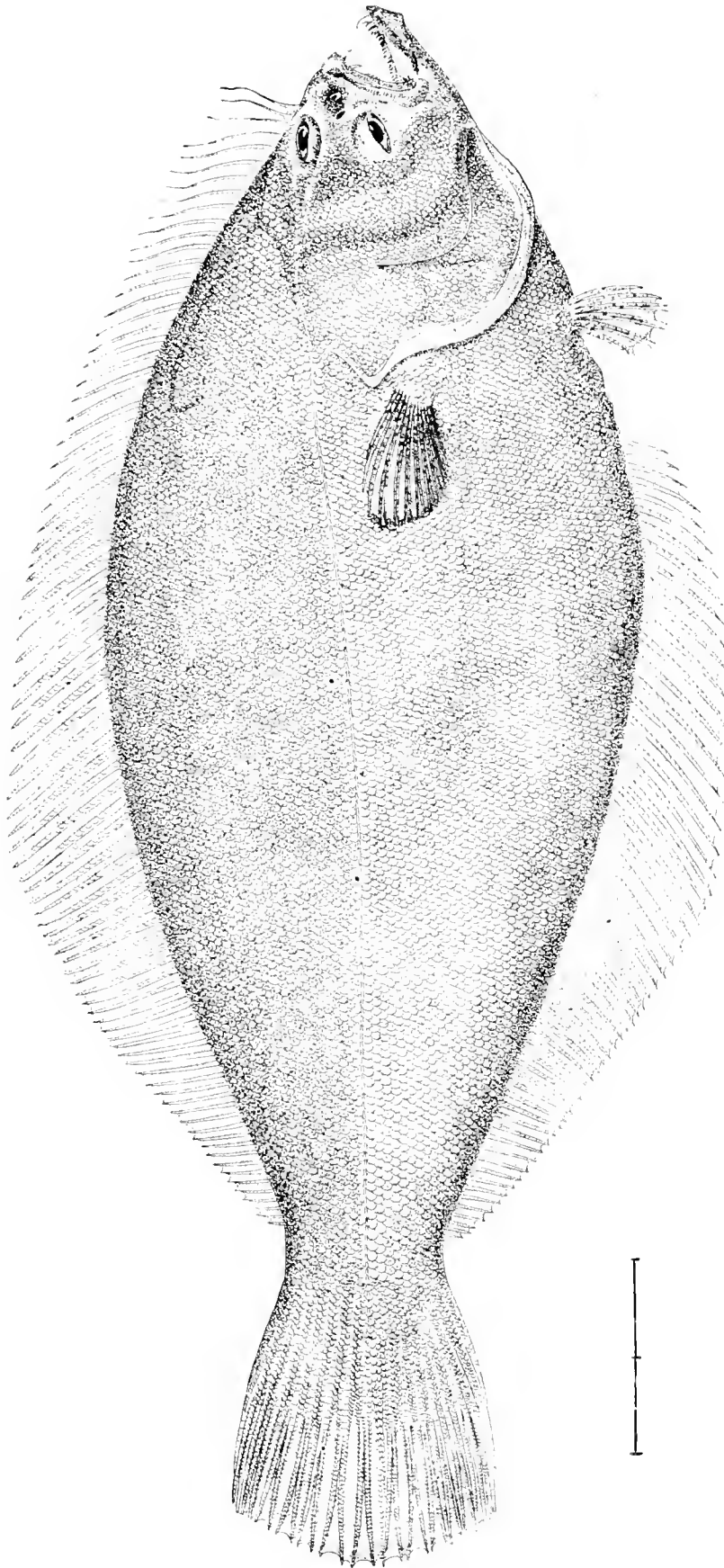
Drawing by H. L. Todd, from No. 21020, U. S. National Museum, collected at Halifax, Nova Scotia, September 1-1877 by U. S. Fish Commission



THE CALIFORNIA "SOLE."

Lepidopsetta bilineata (Ayres), Gill. (p. 175.)

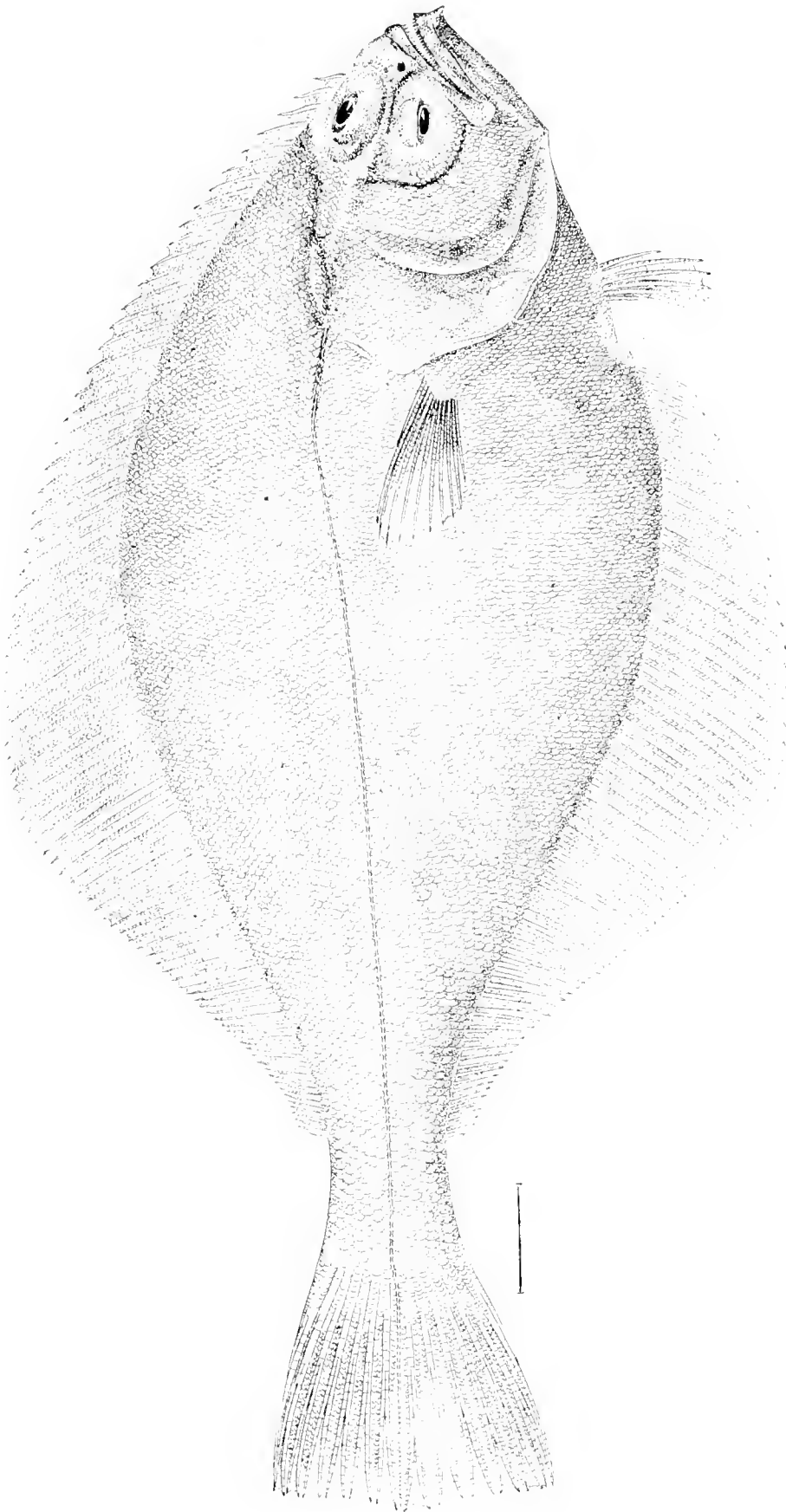
Drawing by H. L. Toldt, from No. 27002, U. S. National Museum, collected at Saint Paul's, Kodiak Island, 1880, by Dr. T. H. Bean.



THE SAN FRANCISCO "SOLE."

Psettychthys melanostictus, Girard. (p. 186)

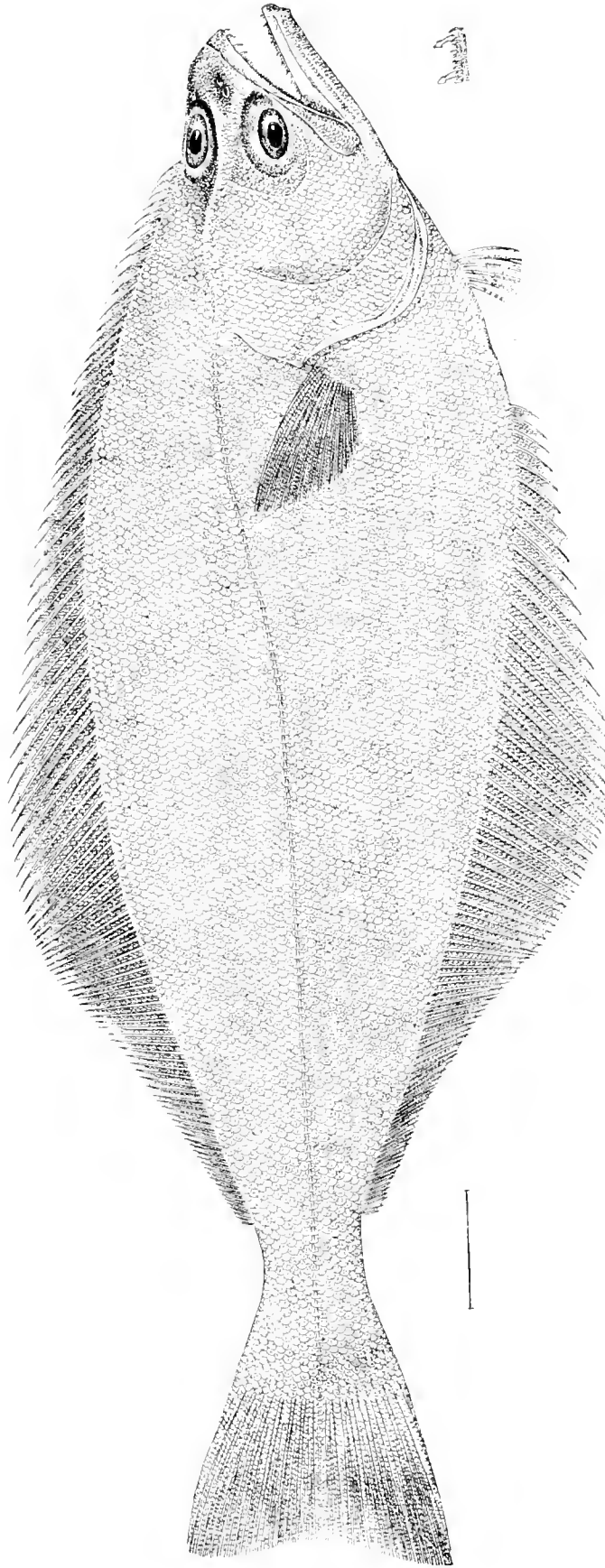
Drawing by H. L. Todd, from No. 2702, U. S. National Museum, collected at San Francisco, Cal., January, 1880, by Prof. D. S. Jordan.



THE ALASKA SAND DAB.

Hippoglossoides classodon, J. & G. (p. 188.)

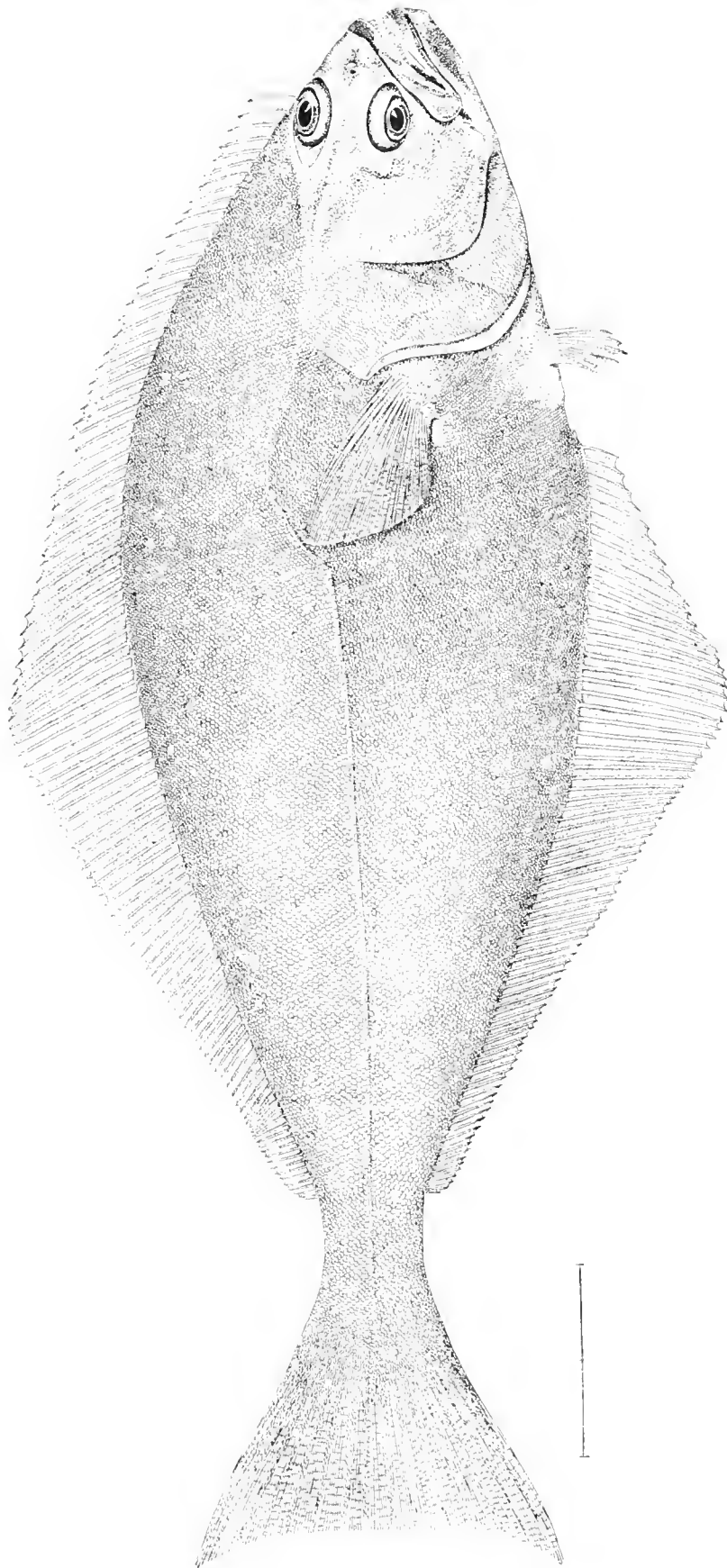
Drawing by R. J. Todd from No. 2765, U. S. National Museum, collected at Humboldt Harbor, Shumagin Is., July 19, 1880, by Dr. T. H. Bean.



THE ATHERESTES FLOUNDER.

Atherestes stomias, J. & G. (p. 1st.)

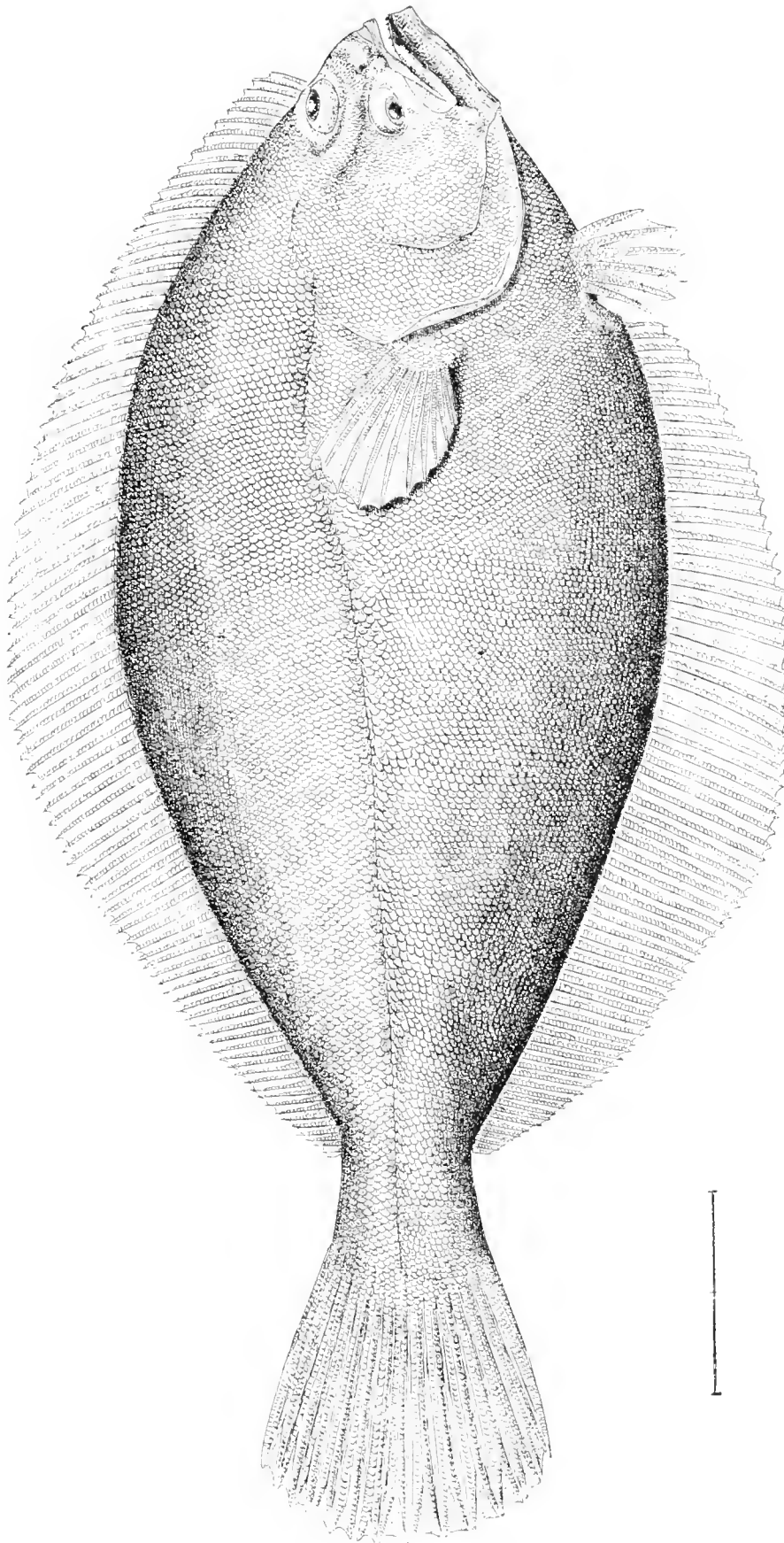
Drawing by H. L. Todd, from No 27186, U. S. National Museum, collected at Point Reyes, California, 1880, by Jordan and Gilbert.



THE HALIBUT.

Hippoglossus vulgaris, Fleming. (p. 1-9.)

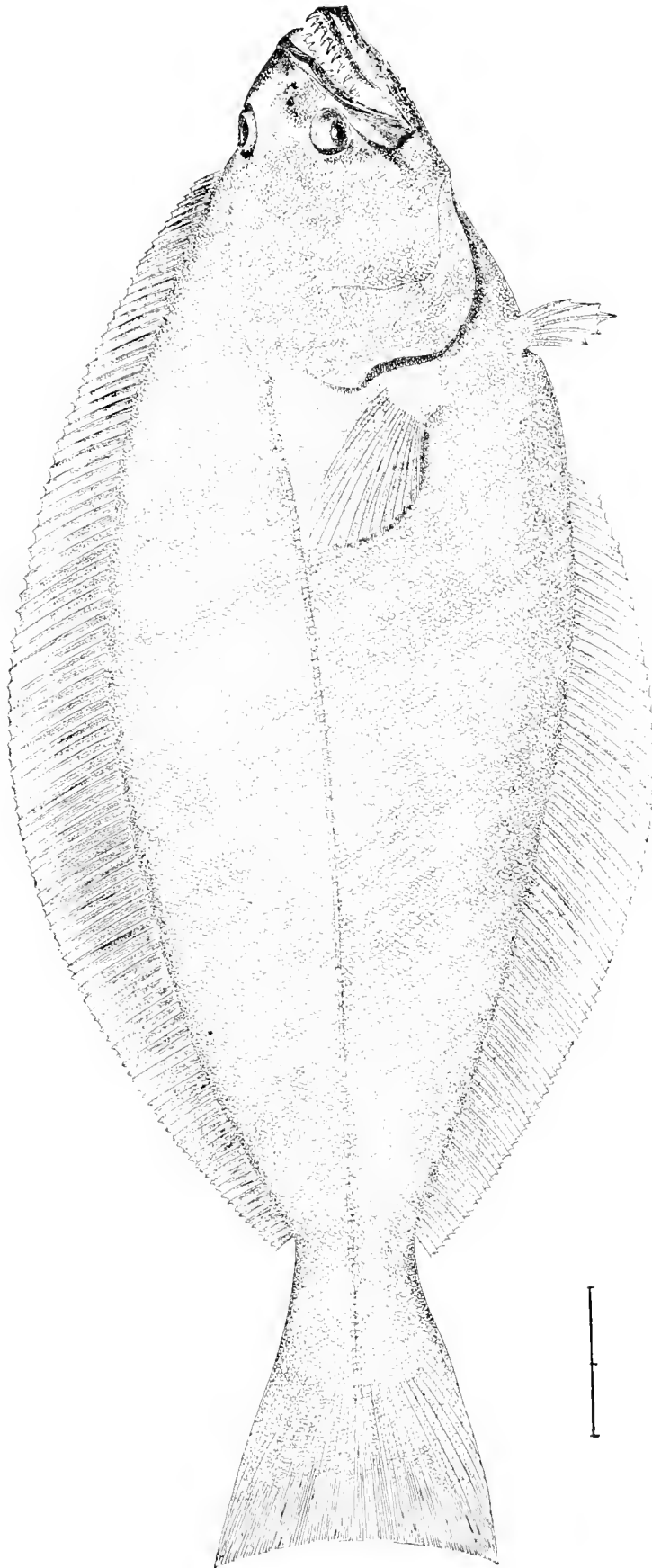
Drawing by H. L. Todd, from No. 10439, U. S. National Museum, collected at Eastport, Me., 1872, by U. S. Fish Commission.



THE SAND DAB.

Hippoglossoides platessoides (Fab.), Gill. (p. 197.

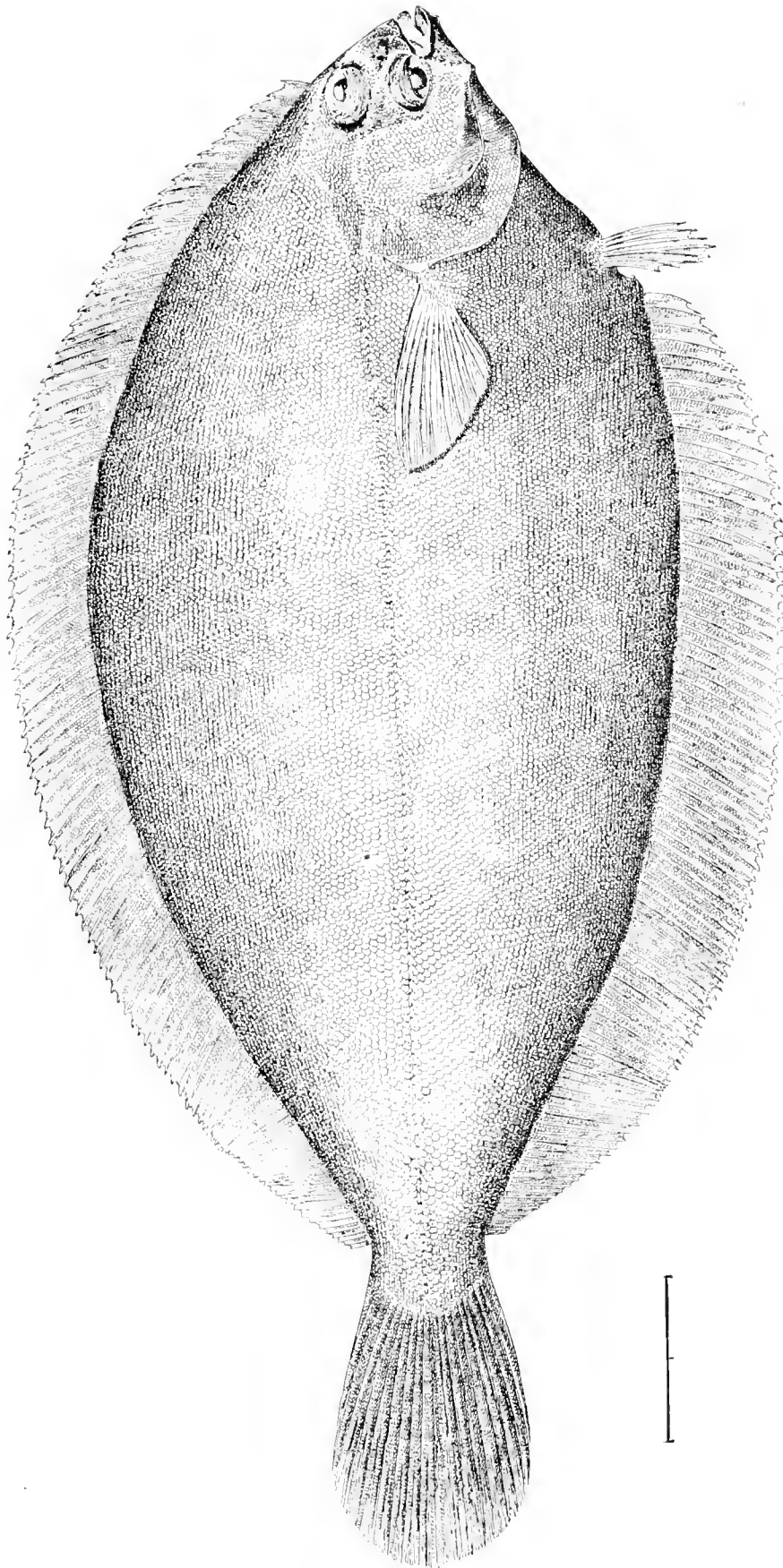
Drawing by H. L. Told, from No. 21002, U. S. National Museum, collected at L. Hav. Bank, August 21, 1877, by U. S. Fish Commission.



THE GREENLAND TURBOT.

Platysomachichthys hippoglossoides (Walb.), Goode & Bean. (p. 197.)

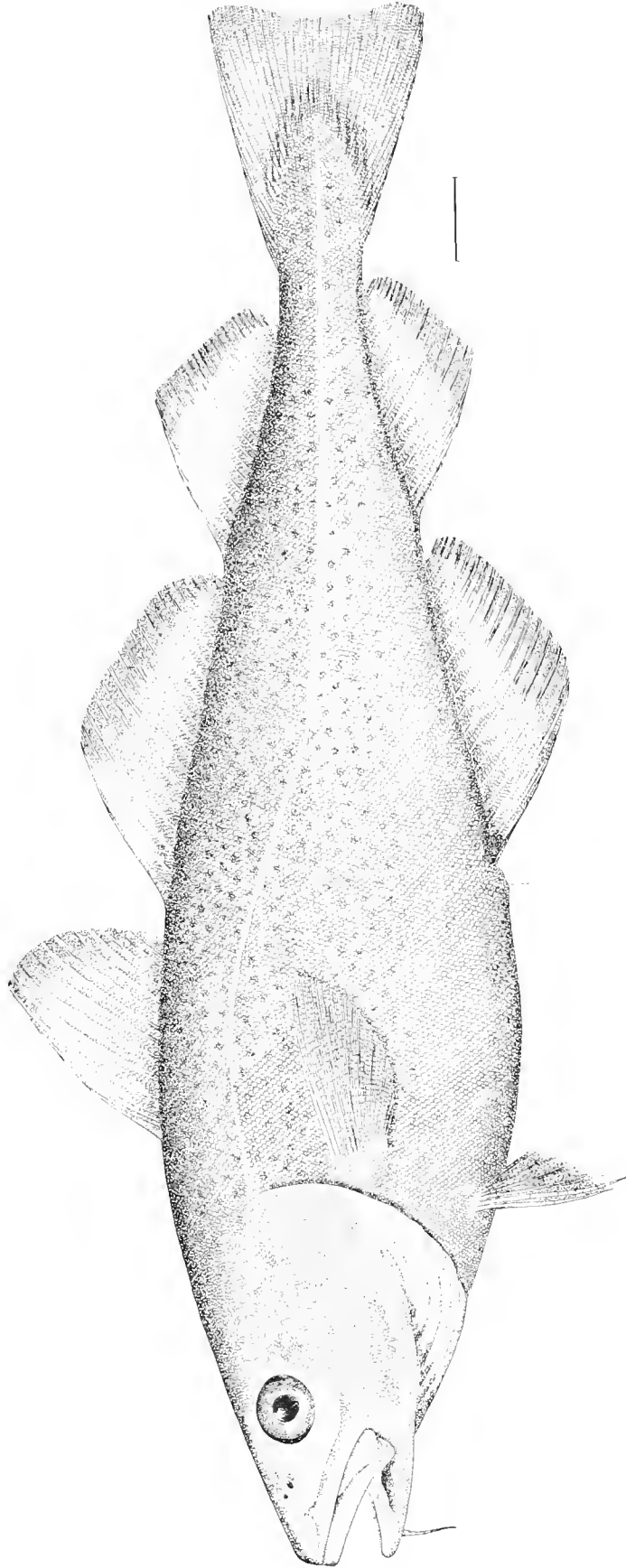
Drawing by H. L. Todd, from a specimen obtained in Fulton Market, New York



THE POLE FLOUNDER.

Glyptocephalus cynoglossus (L.), Gill. (p. 198.)

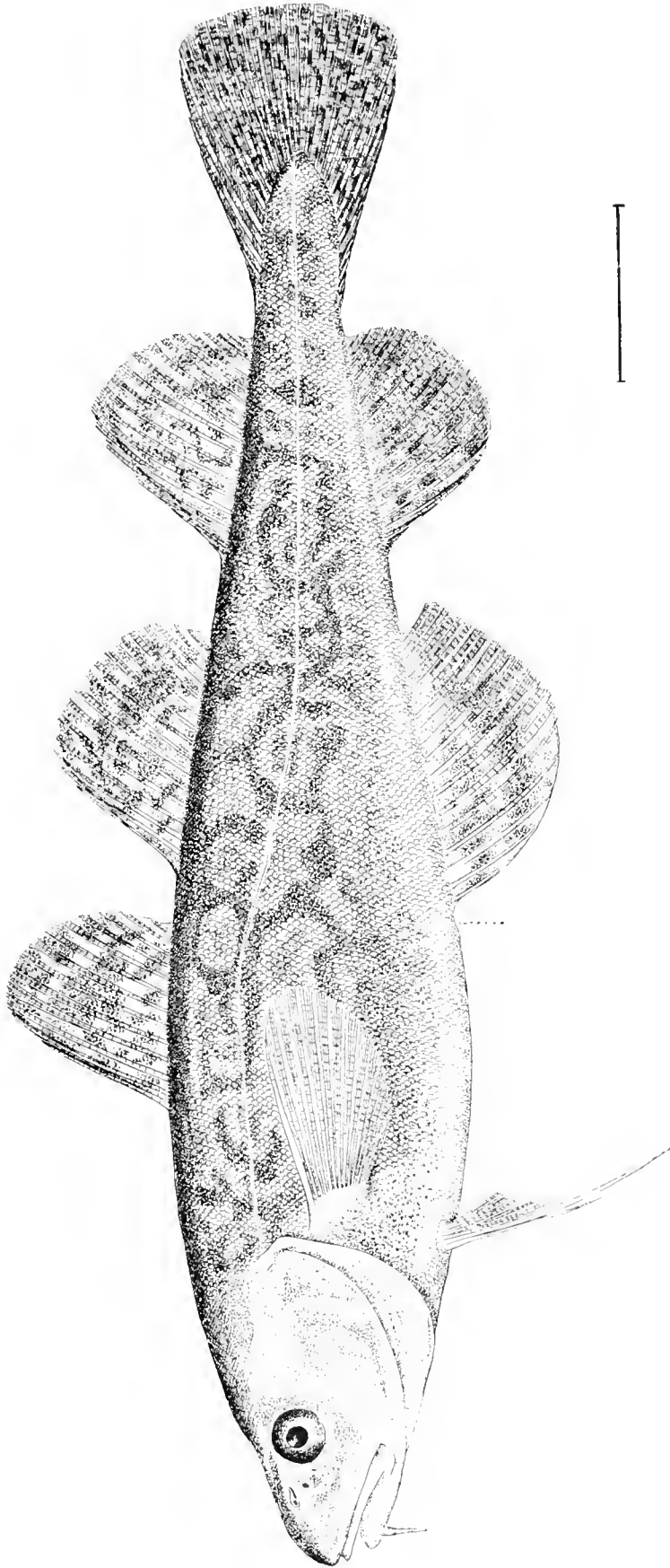
Drawing by H. L. Todd



THE CODFISH.

Gadus morrhua, L. (p. 290).

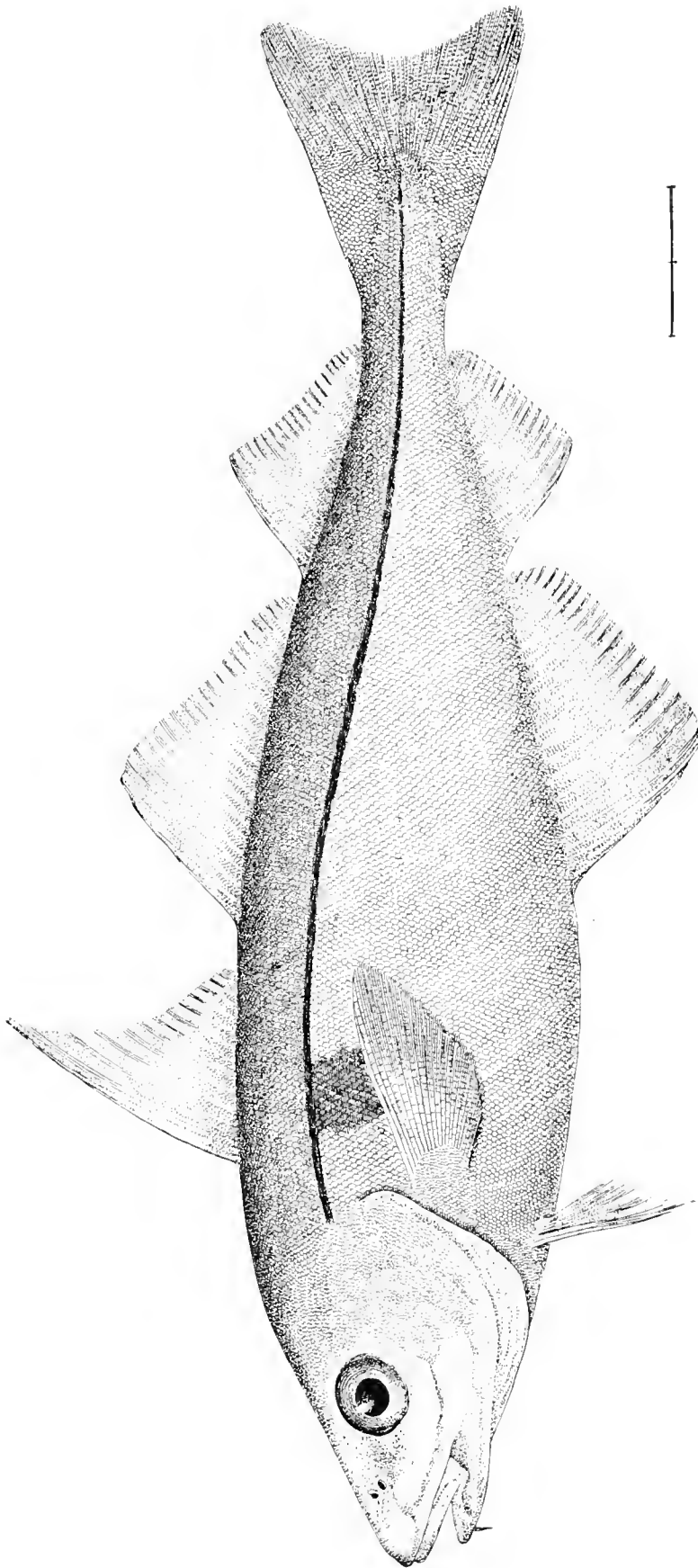
Drawing by H. L. Todd, from No. 1044 U. S. National Museum, collected at Eastport, Me. 1872, by U. S. Fish Commission.



THE ATLANTIC TOM COD.

Microgadus tomcod (Walb.), Gill. (P. 223.)

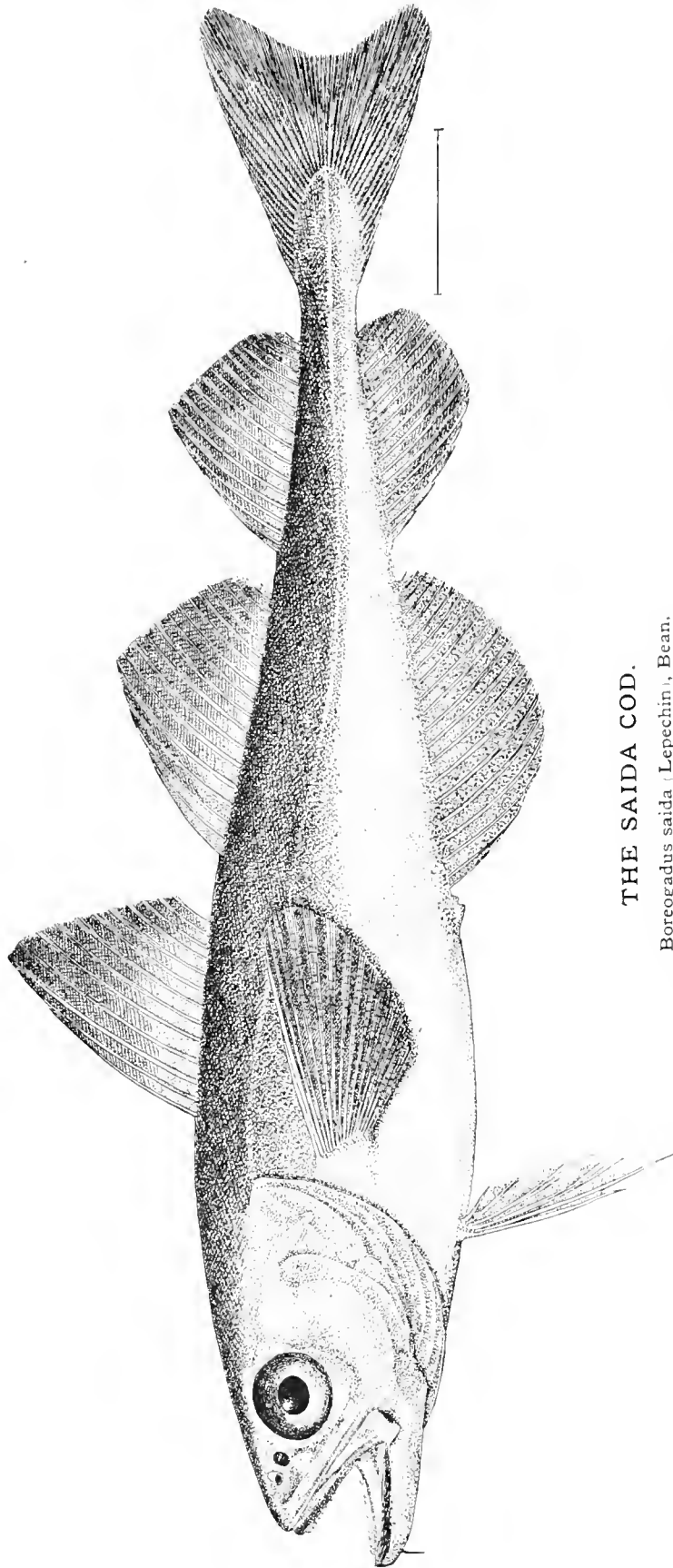
Drawing by H. L. Tohl, from No. 17732, U. S. National Museum, collected at Wool's Holl, Mass., December 23, 1875, by Vinal N. Edwards.



THE HADDOCK.

Melanogrammus aeglefinus (L.). Gill. (p. 223.)


Drawing by H. L. Todd, from No. 10440, U. S. National Museum, collected at Eastport, Me., 1872, by U. S. Fish Commission.



THE SAIDA COD.

Boreogadus saida (Lepechin), Bean.

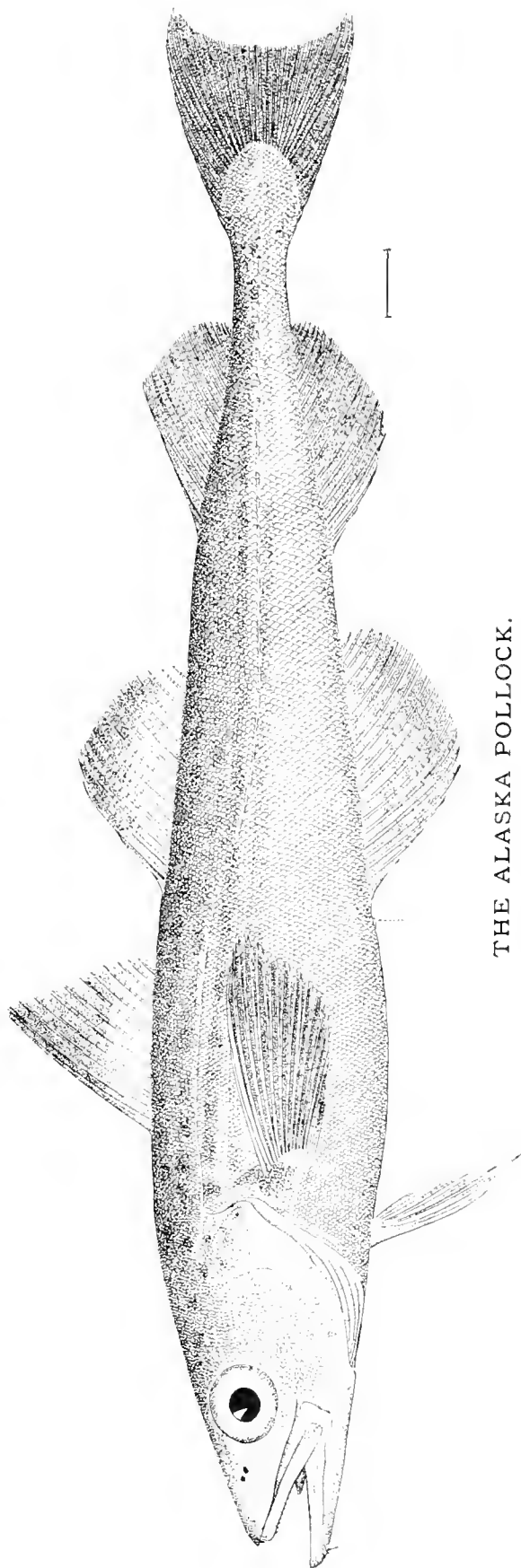
Drawing by H. L. Todd, from No. 21746, U. S. National Museum, collected at Annanctook Harbor, Cumberland Gulf, October 19, 1877, by Ludwig Kumbien.



THE POLLOCK.

Pollachius carbonarius (L.), Gill. (p. 225.)

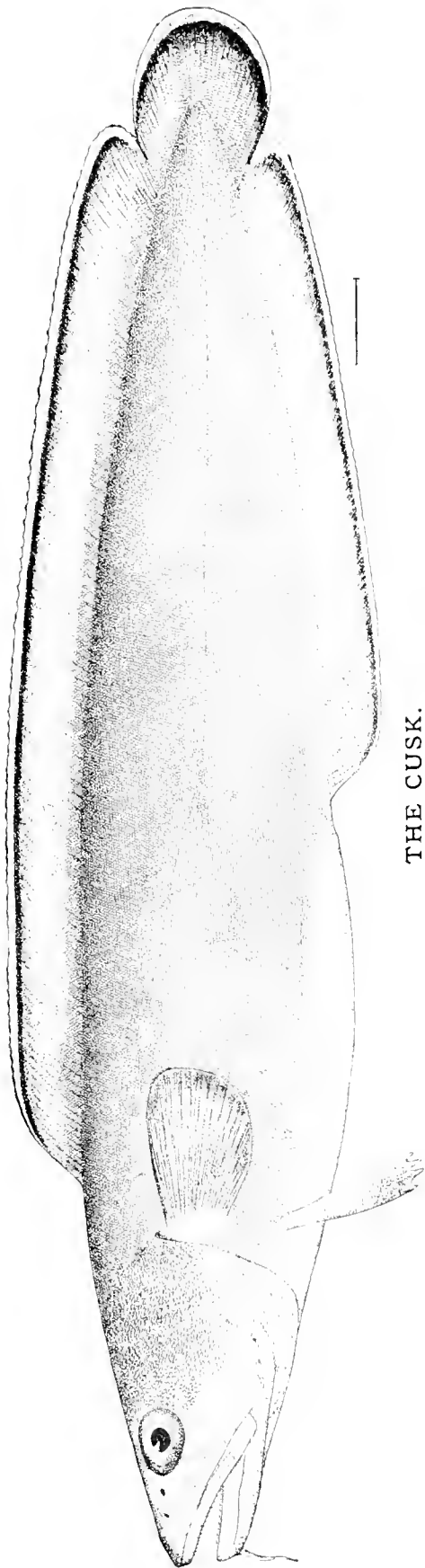
Drawing by H. L. Todd, from No. 10443, U. S. National Museum, collected at Eastport, Me., 1872, by Prof. S. F. Baird.



THE ALASKA POLLOCK.

Pollachus chalcogrammus (Fallas), (p. 232.)

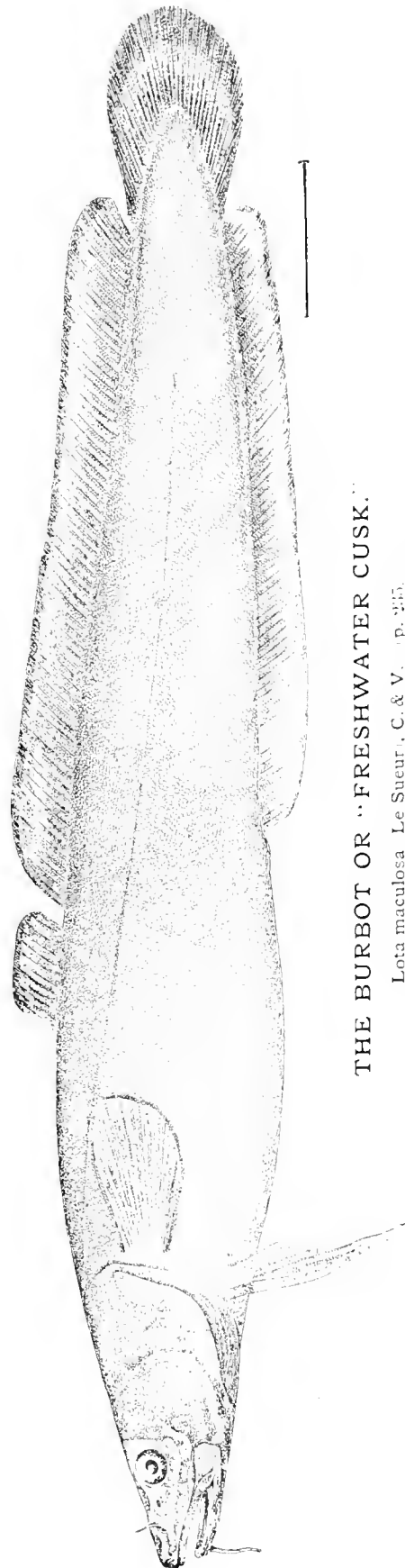
Drawing by H. L. Todd, from No. 25657, U. S. National Museum, collected at Pirate Cove, Shumagin Islands, Alaska, 1880, by William H. Dall.



THE CUSK.

Brosmus brosme (Müller), White. (p. 232.)

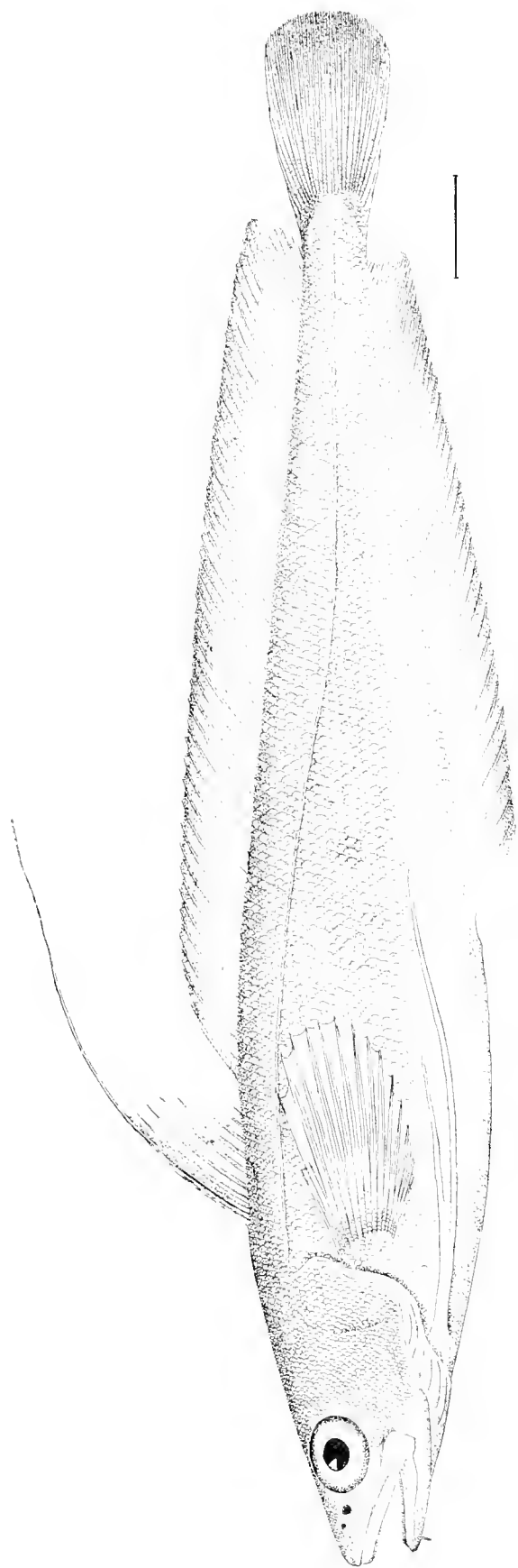
Drawing by H. L. Todd, from No. 29967, U. S. National Museum, collected at Boston Market, January 11 1882, by W. A. Wilcox.



THE BURBOT OR "FRESHWATER CUSK."

Lota maculosa Le Sueur, C. & V. (p. 235.)

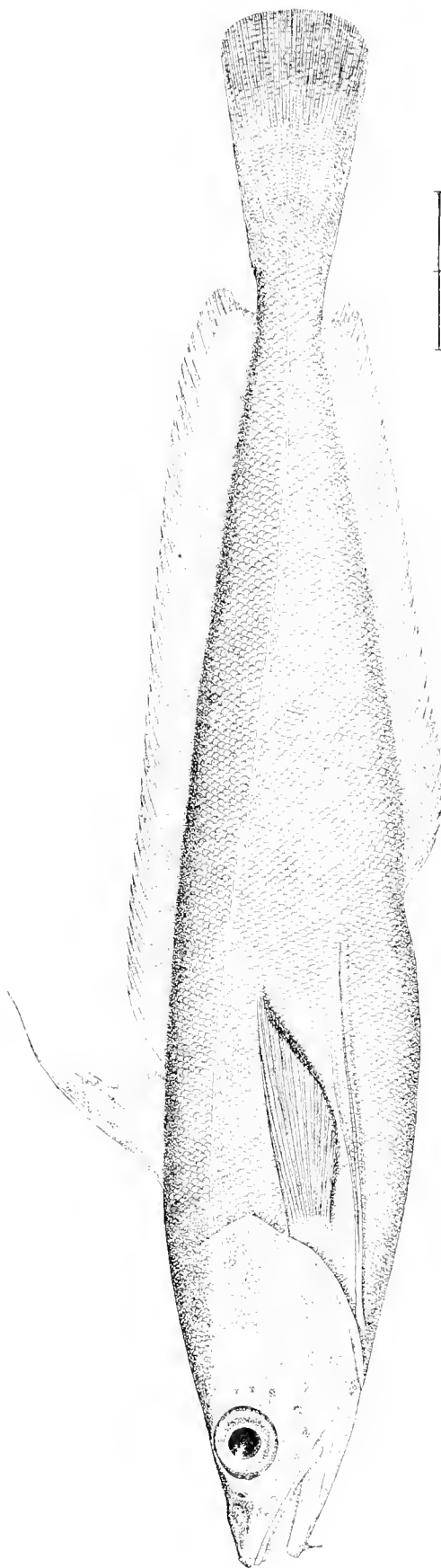
Drawing by H. L. Todd, from No. 10553, U. S. National Museum, collected at Etonse, Mich., by J. W. Milner.



THE COMMON HAKE.

Phycis chuss (Walb.), Gill. (p. 234.)

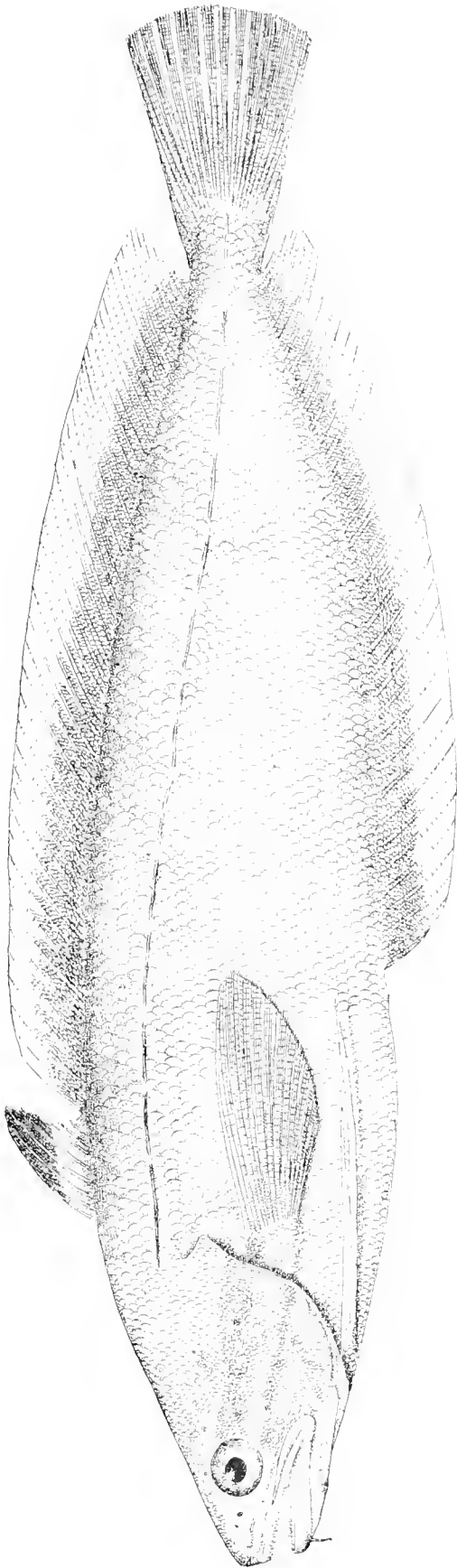
Drawing by H. L. Todd, from No. 28707, U. S. National Museum, collected at Martha's Vineyard, July 16, 1881, by U. S. Fish Commission.



THE SQUIRREL OR WHITE HAKE.

Phycis tenuis (Mitchell), De Kay. (p. 234.)


Drawing by H. L. Todd, from No. 21029, U. S. National Museum, collected in Halifax Harbor, November 30, 1877, by U. S. Fish Commission.



THE KING HAKE.

Phycis regius (Walb.), Gill. (p. 234.)

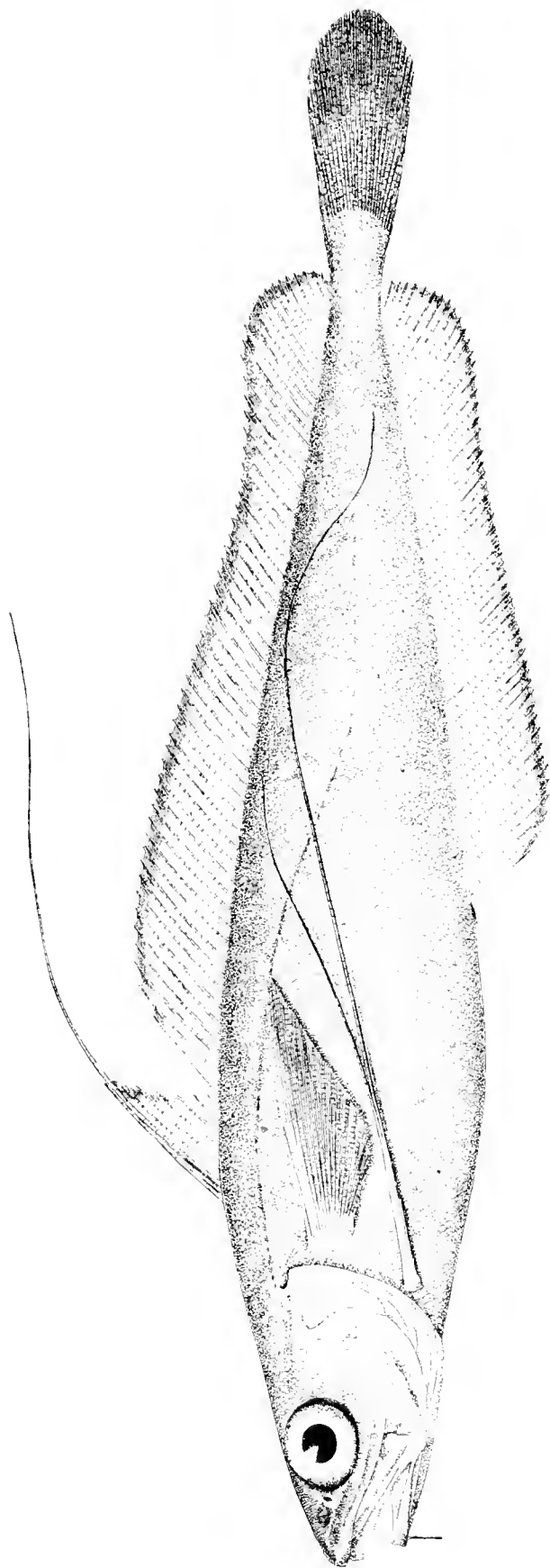
Drawing by H. L. Todd, from No. 2622, U. S. National Museum, obtained at New York Aquarium, 1878, by E. G. Blackford.



EARL'S HAKE.

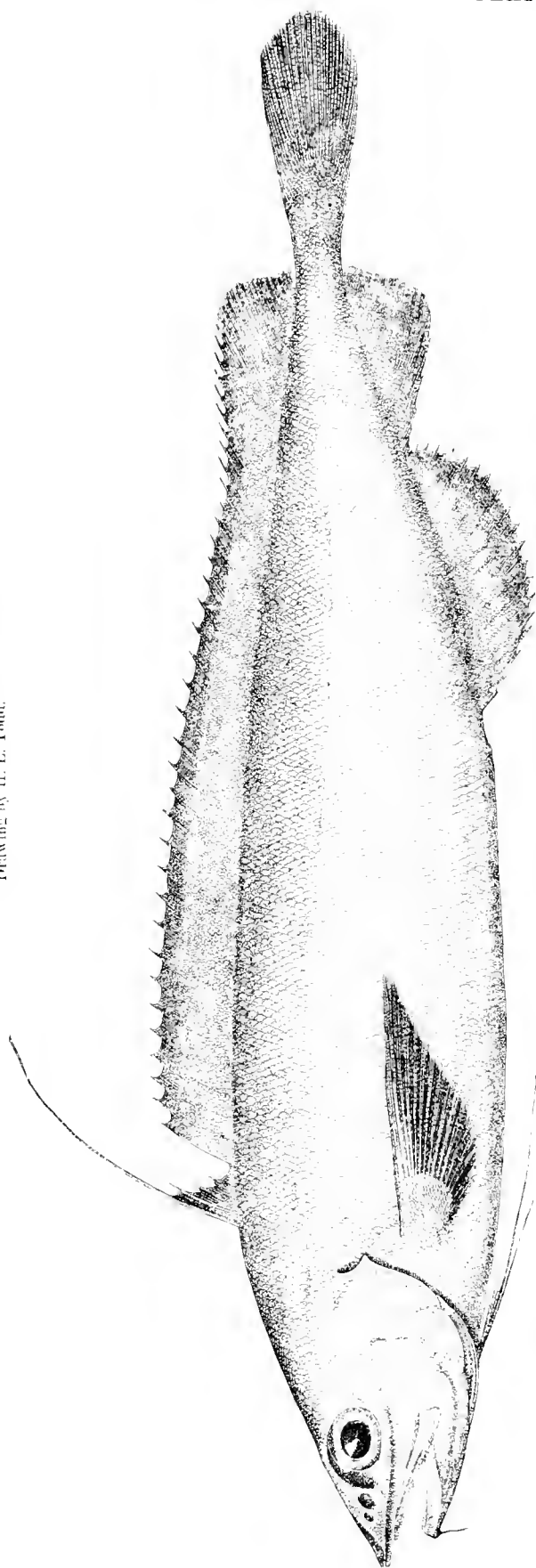
Phycis Earllii, Bean. (p. 234.)

Drawing by H. L. Todd, from No. 2597, U. S. National Museum, collected at Charleston, S. C. March 25, 1880, by R. E. Earll.



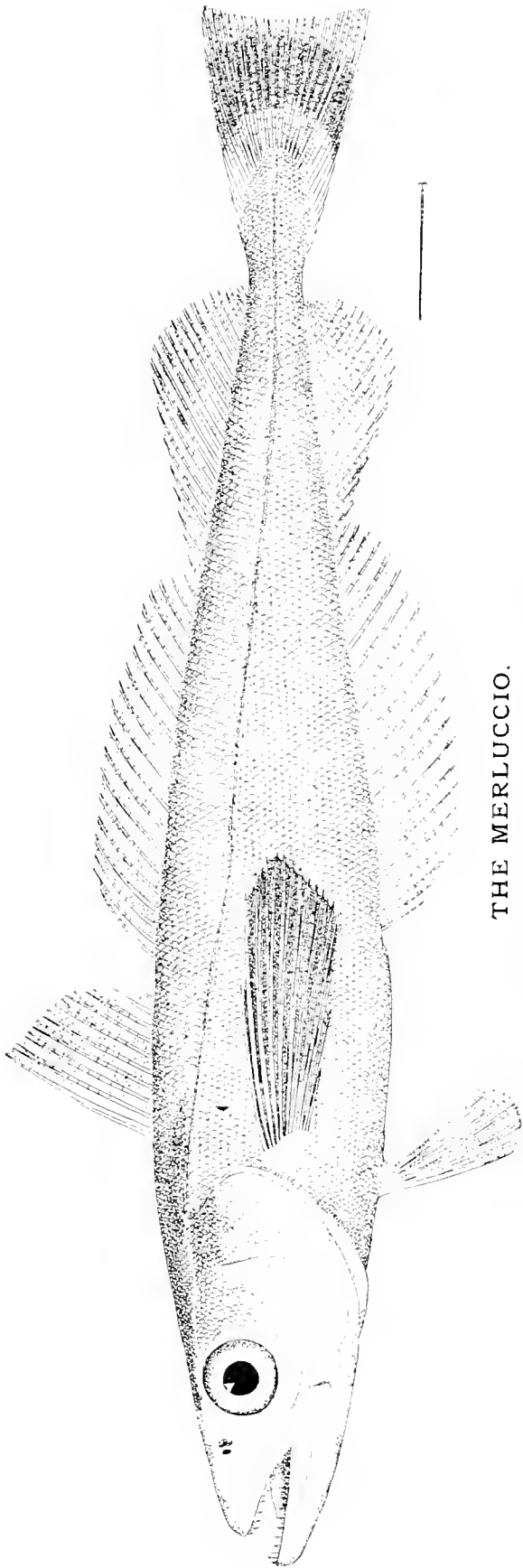
CHESTER'S HAKE.

Phycis Chesteri, Goode & Bean, (p. 334.)
Drawing by H. L. Todd.



THE BLUE HAKE.

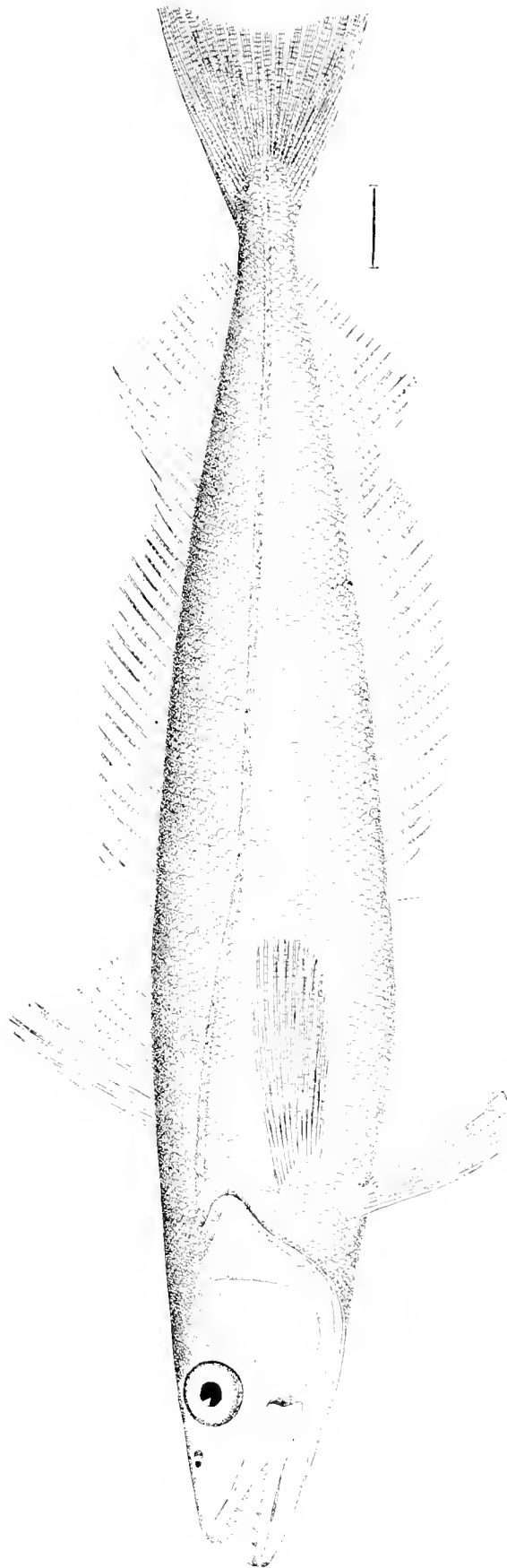
Haloporphyrus viola, Goode & Bean,
Drawing by H. L. Todd, from No. 2867, U. S. National Museum, collected on Le Have Bank, August 26, 1875, by Capt. J. W. Collins, schooner *Manitou*.



THE MERLUCCIO.

Merluccius productus (Ayres), Gill. (p. 443.)


Drawing by H. L. Todd, from No. 2663, U. S. National Museum, collected at Seattle, Wash., Ter., 1880, by Col. F. W. Prosser.



THE SILVER HAKE OR NEW ENGLAND WHITING.


Merluccius bilinearis Mitch., Gill. (p. 240.)

Drawing by H. L. Todd, from No. 2406 U. S. National Museum, collected at Halifax, Nova Scotia, September 5, 1877, by the U. S. Fish Commission.




THE SAND CUSK.

Ophidium marginatum, De Kay. (p. 213.)
Drawing by H. L. Todd, from No. 10762, U. S. National Museum, collected at Tompkinsville, New York, by C. Copley



THE LANT OR SAND EEL.

Ammodytes americanus, De Kay. (p. 214.)
Drawing by H. L. Todd, from No. 16500, U. S. National Museum, collected at Nantucket, Mass. August 12. —, by U. S. Fish Commission



THE ONION FISH OR GRENADIER.

Macrurus rupestris (Müller), Block. (p. 211)
Drawing by H. L. Todd, from No. 15608, U. S. National Museum, collected at Saint George's Bank, October 27, 1875. Presented by E. G. Blackford.



THE MUTTON-FISH.

Zoarces anguillarlis (Peck), Storer. (p. 217.)

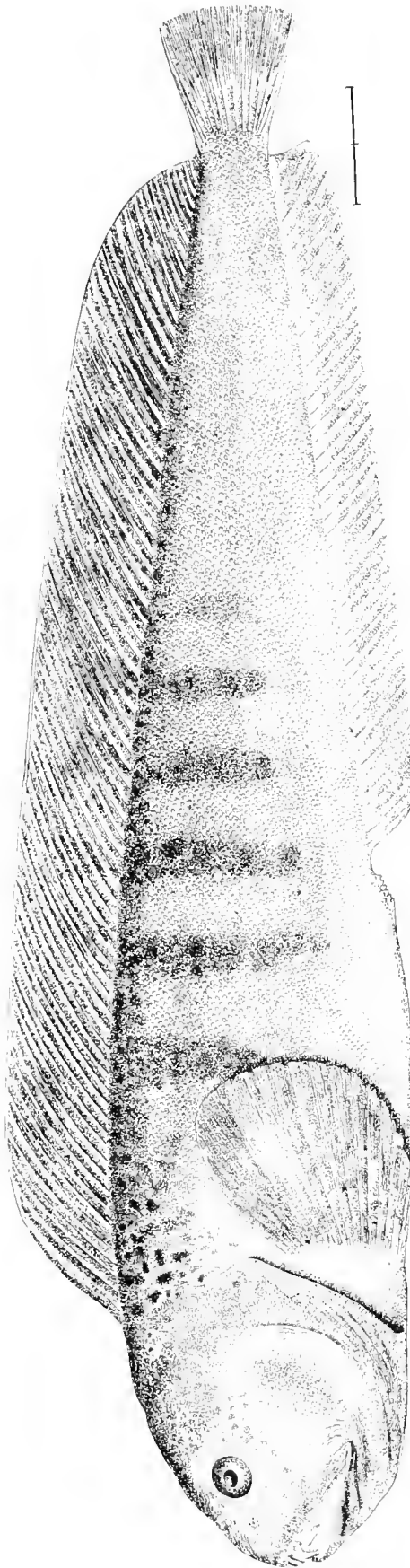
Drawing by H. L. Todd, from No. 10438, U. S. National Museum, collected at Eastport, Me., 1872, by U. S. Fish Commission.



VAHL'S LYCODES.

Lycodes Vahlia, Reinhardt. (p. 217.)

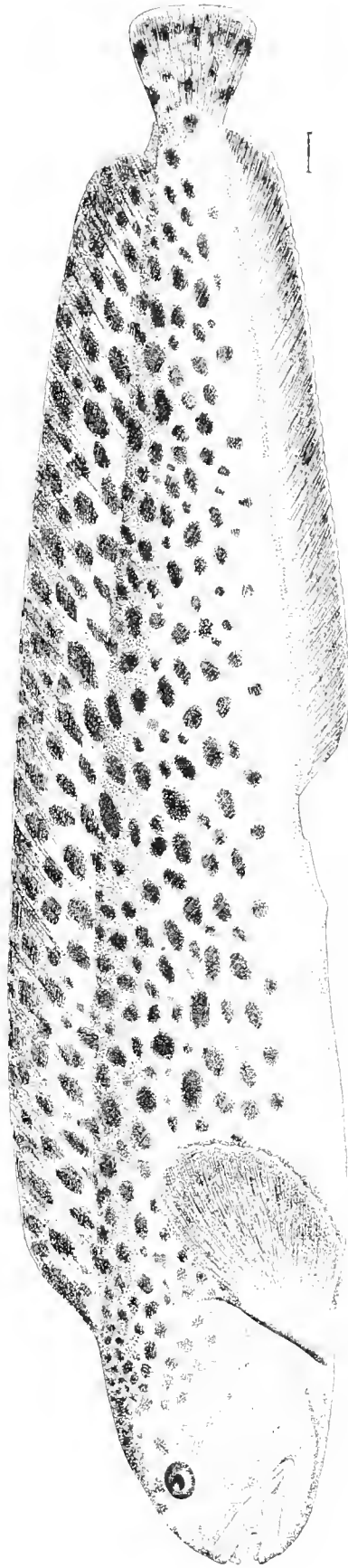
Drawing by H. L. Todd, from No. 21891, U. S. National Museum, collected on Le Have Bank by Capt. Z. Hawkins, schooner *Gwendolen*.



THE COMMON CATFISH OR WOLF-FISH.

Anarrhichas lupus, L. (p. 245.)


Drawing by H. L. Todd, from No. 21846, U. S. National Museum, collected on George's Bank, September 27, 1878, by Capt. John Gourville.



THE SPOTTED CATFISH.

Anarrhichas minor, Olfesen. (p. 249.)

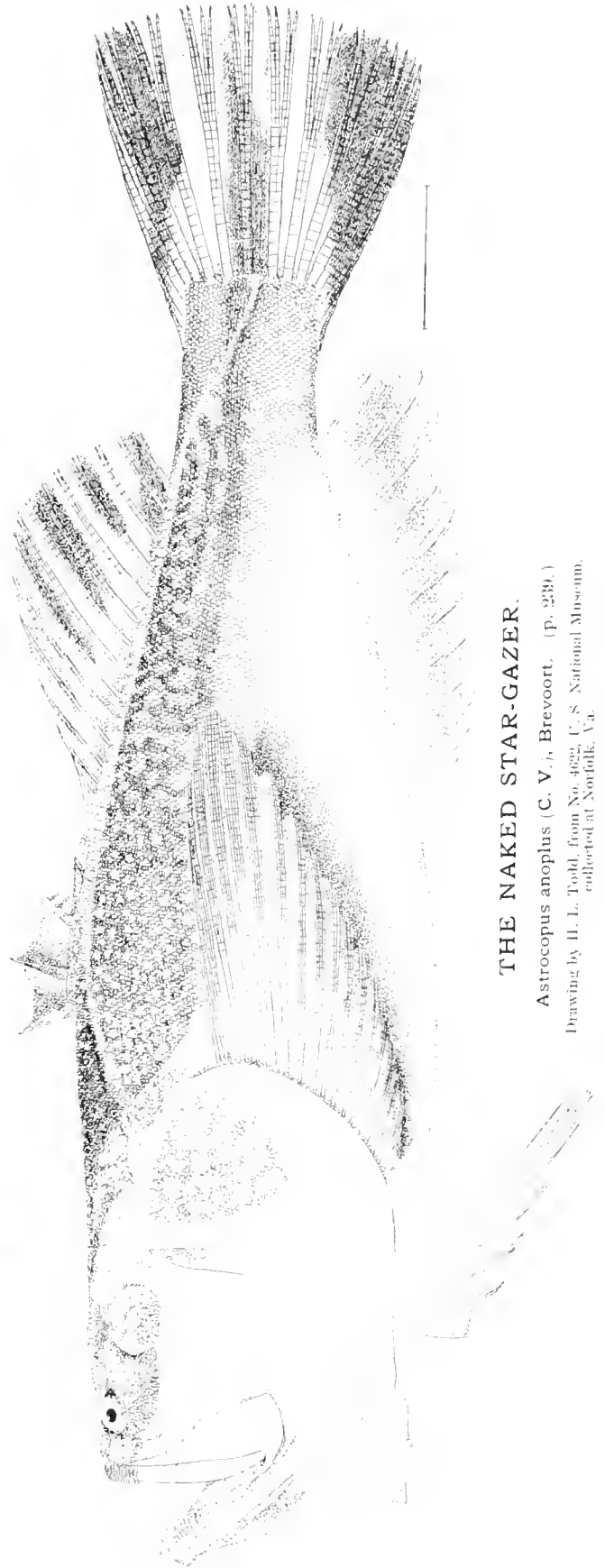
Drawing by H. L. Todd, from No. 21618, U. S. National Museum, collected at sea November, 1878, by Capt. R. H. Harlbrett.



THE GULF TOADFISH, OR "SAPO."

Batrachus pardus, Goode & Bean. (p. 251.)

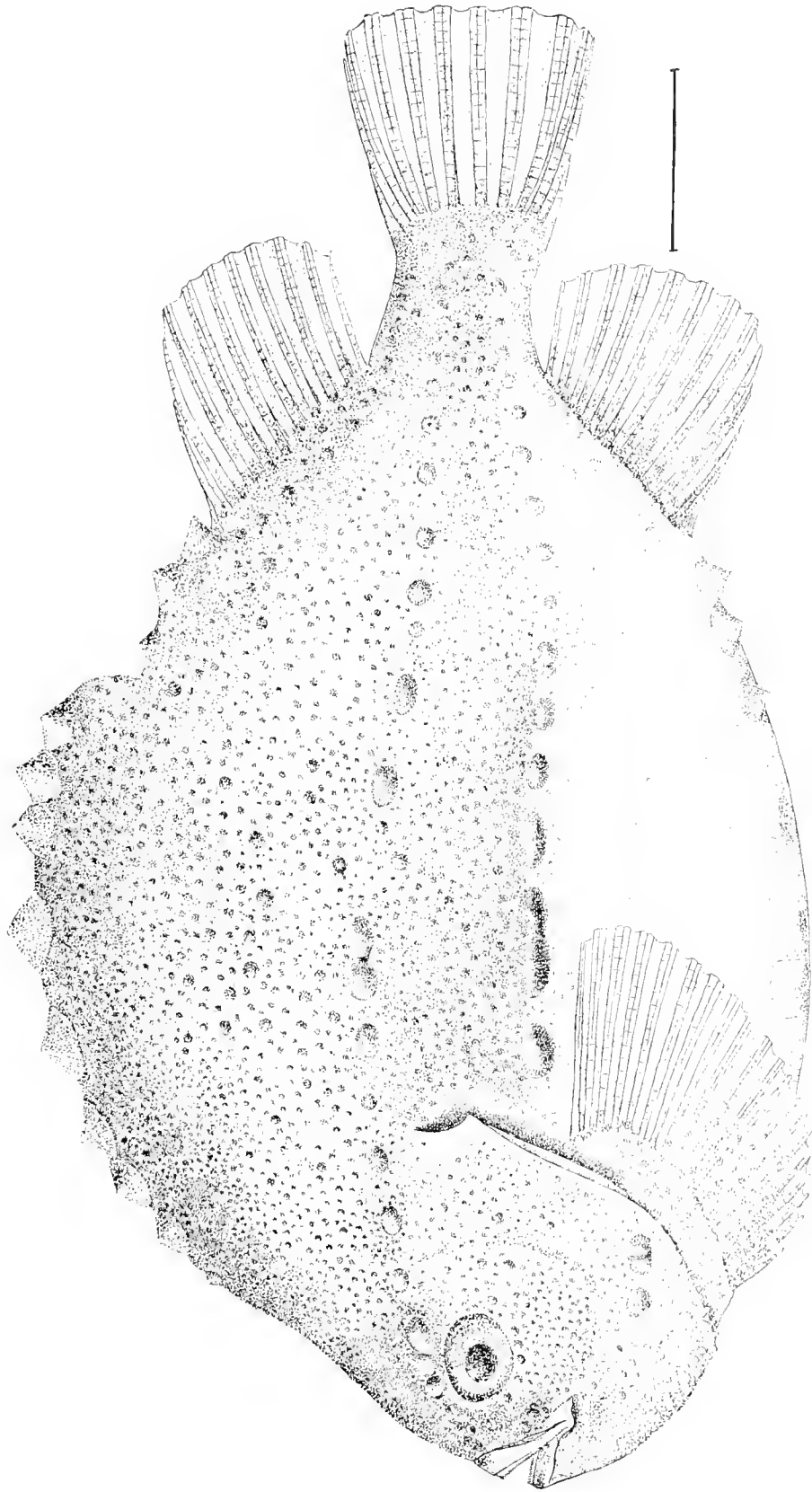
Drawing by H. L. Todd, from No. 2237, U. S. National Museum, collected at Pensacola, Fla., 1878, by Silas Stearns.



THE NAKED STAR-GAZER.

Astroscopus anoplus (C. V.), Brevoort. (p. 239.)

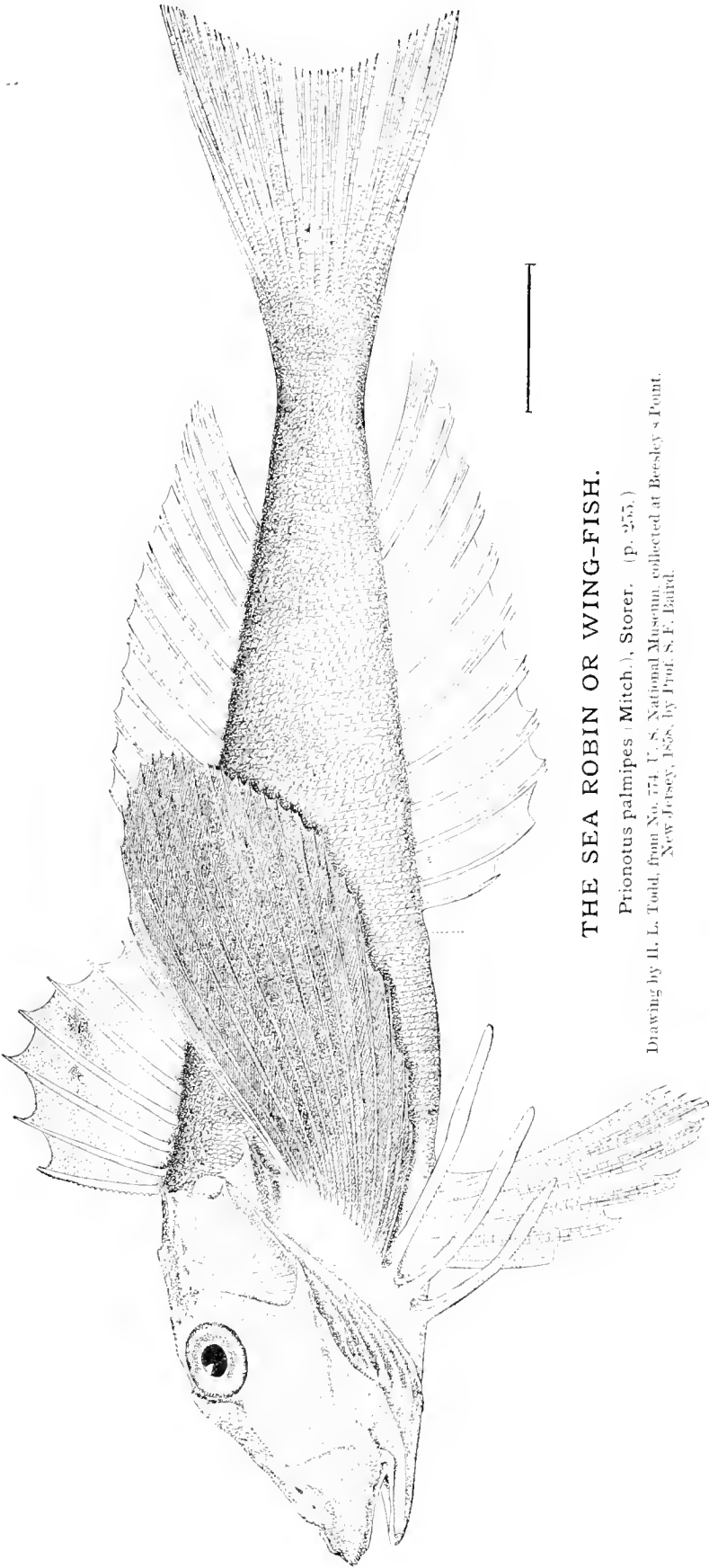
Drawing by H. L. Todd, from No. 4622, U. S. National Museum, collected at Norfolk, Va.



THE LUMP-FISH.

Cyclopterus lumpus, L. (p. 253.)


Drawing by H. L. Todd, from No. 14795, U. S. National Museum, collected at Eastport, Me., 1872, by U. S. Fish Commission.



THE SEA ROBIN OR WING-FISH.

Prionotus palmipes (Mitch.), Storer. (p. 255.)

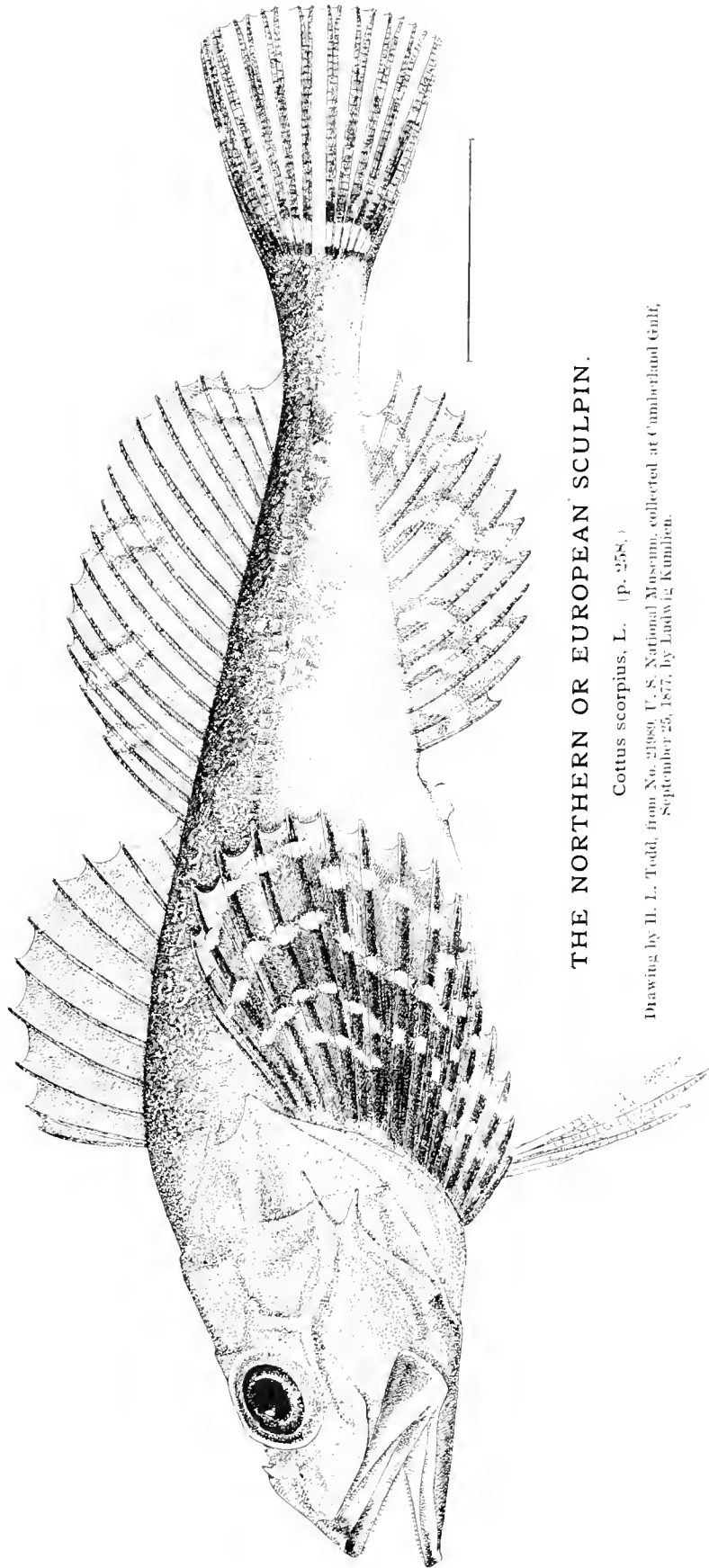
Drawing by H. L. Todd, from No. 774, U. S. National Museum, collected at Breesley's Point, New Jersey, 1858, by Prof. S. F. Baird.



THE STRIPED SEA ROBIN.

Prionotus evolans (L.), Gill. (p. 255.)

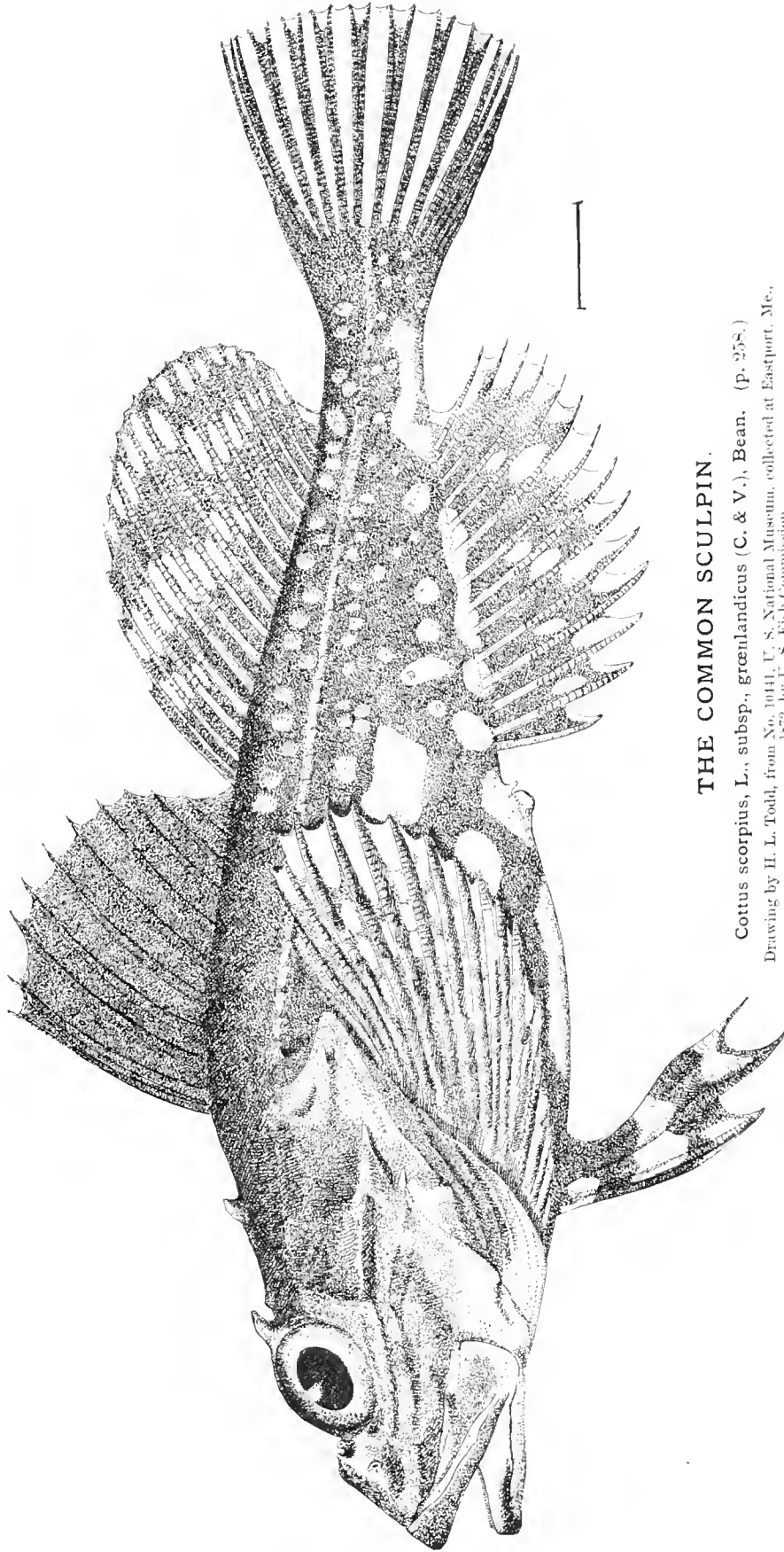
Drawing by H. L. Todd, from No. 5566, U. S. National Museum, collected at Wood's Hole, Mass., by Vinal N. Edwards.



THE NORTHERN OR EUROPEAN SCULPIN.

Cottus scorpius, L. (p. 258.)

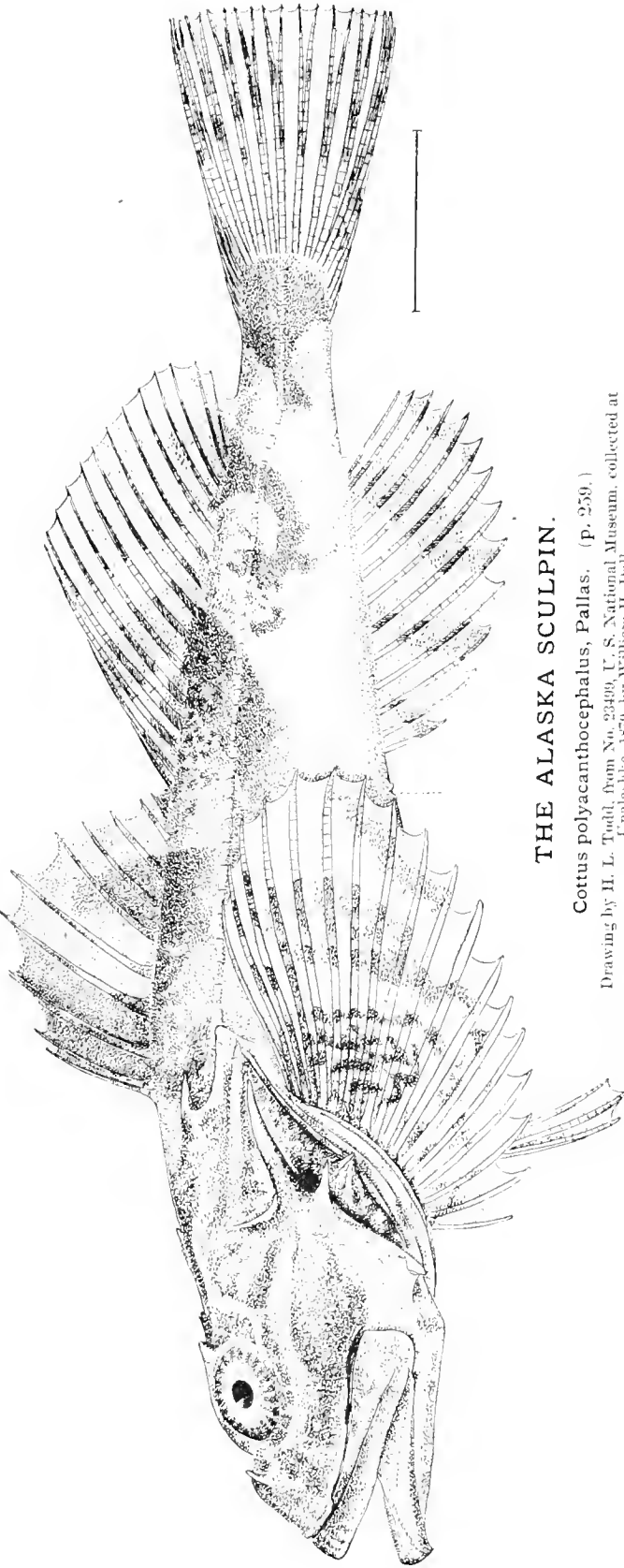
Drawing by H. L. Todd, from No. 21989, U. S. National Museum, collected at Cumberland Falls,
September 25, 1877, by Ludwig Kunliken.



THE COMMON SCULPIN.

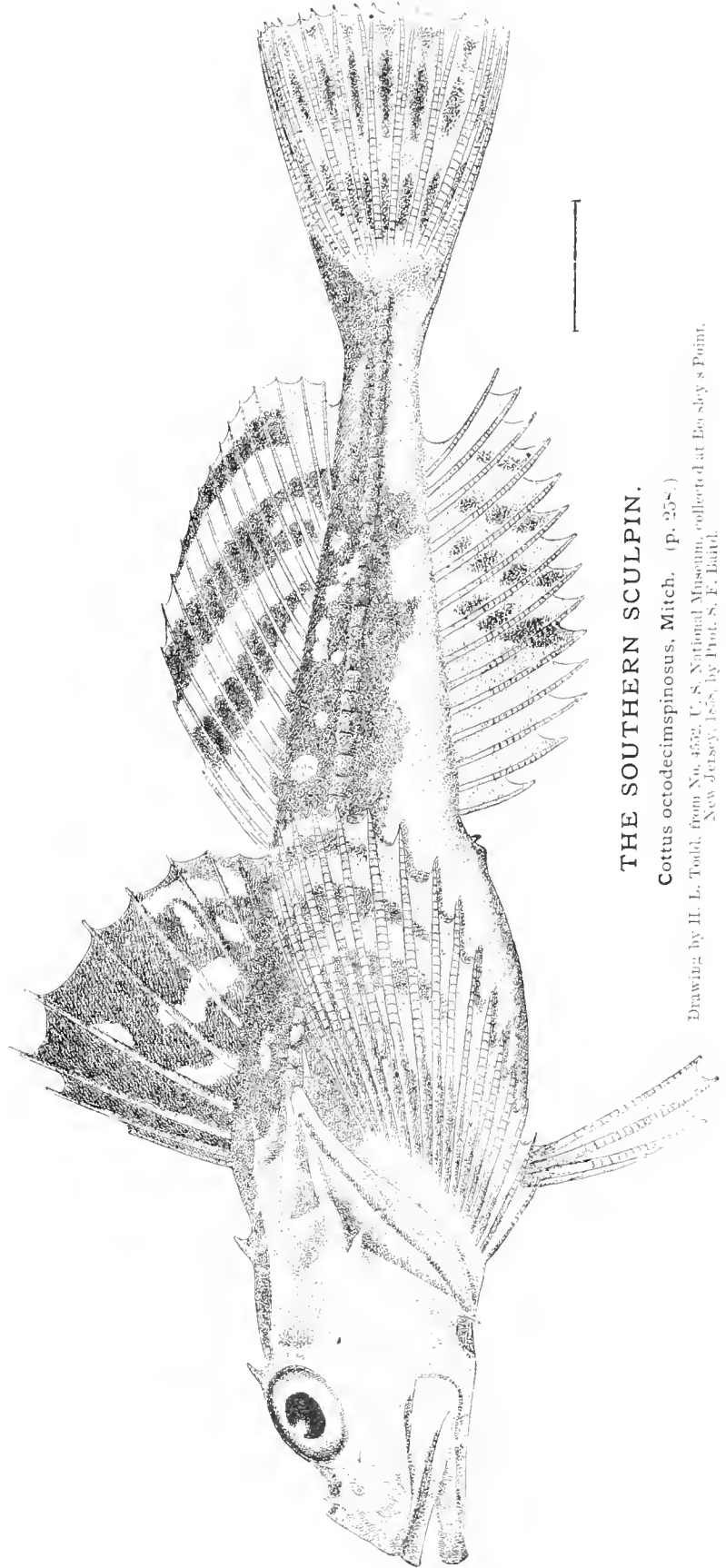
Cottus scorpius, L., subsp., *groenlandicus* (C. & V.), Bean. (p. 258.)

Drawing by H. L. Todd, from No. 10441, U. S. National Museum, collected at Eastport, Me., 1872, by T. S. Fish Commission.



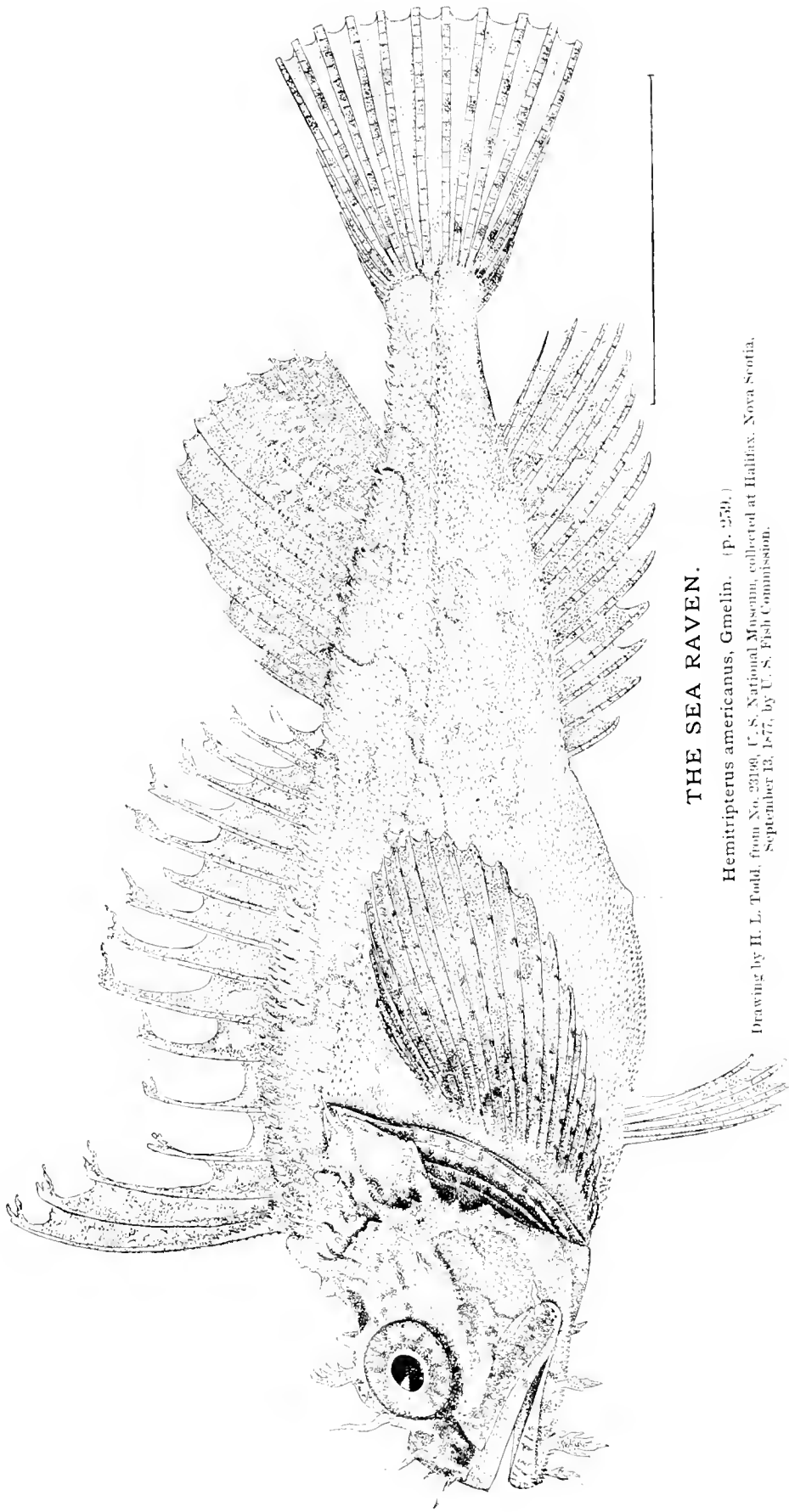
THE ALASKA SCULPIN.

Cottus polyacanthocephalus, Pallas. (p. 259.)
Drawing by H. L. Todd, from No. 23499, U. S. National Museum, collected at
Unalashka, 1879, by William H. Dall.



THE SOUTHERN SCULPIN.

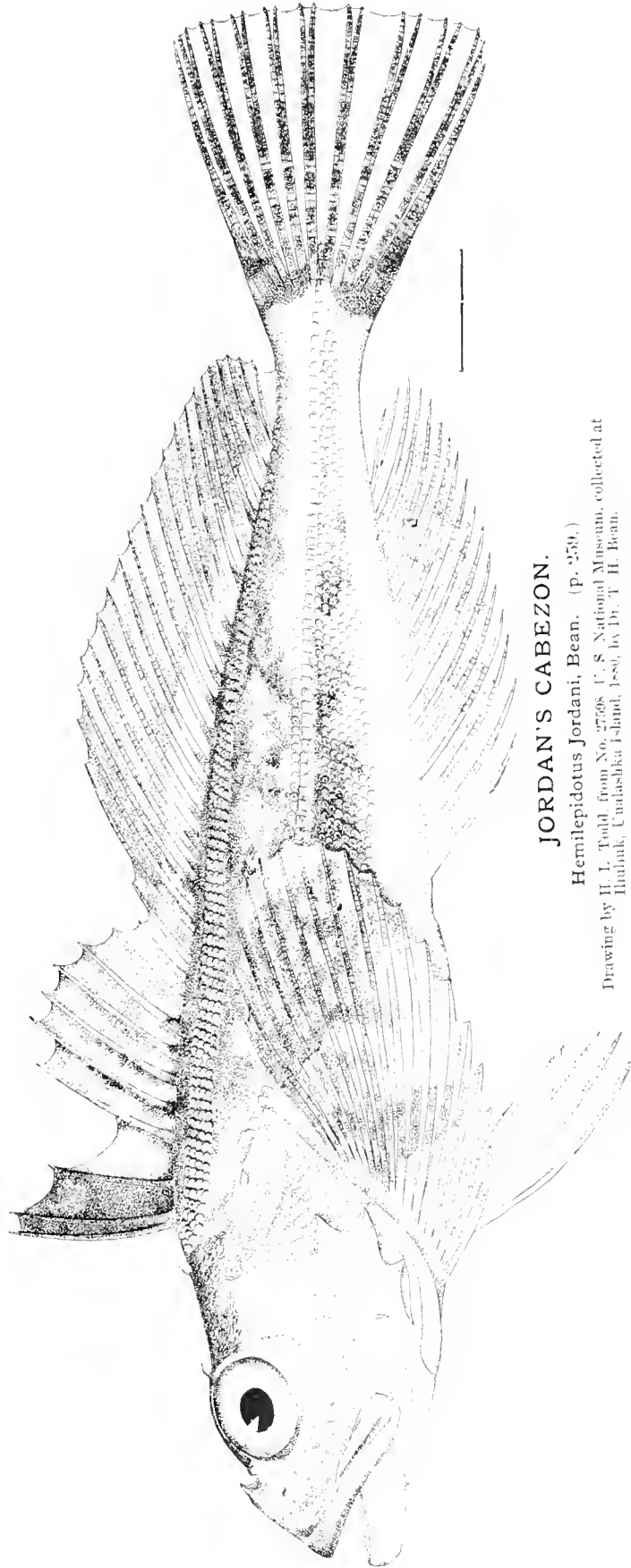
Cottus octodecimspinosus, Mitch. (p. 258.)
Drawing by H. L. Todd, from No. 4562, U. S. National Museum, collected at Easley's Point,
New Jersey, 1858, by Prof. S. F. Baird.



THE SEA RAVEN.

Hermitripteris americanus, Gmelin. (p. 279.)

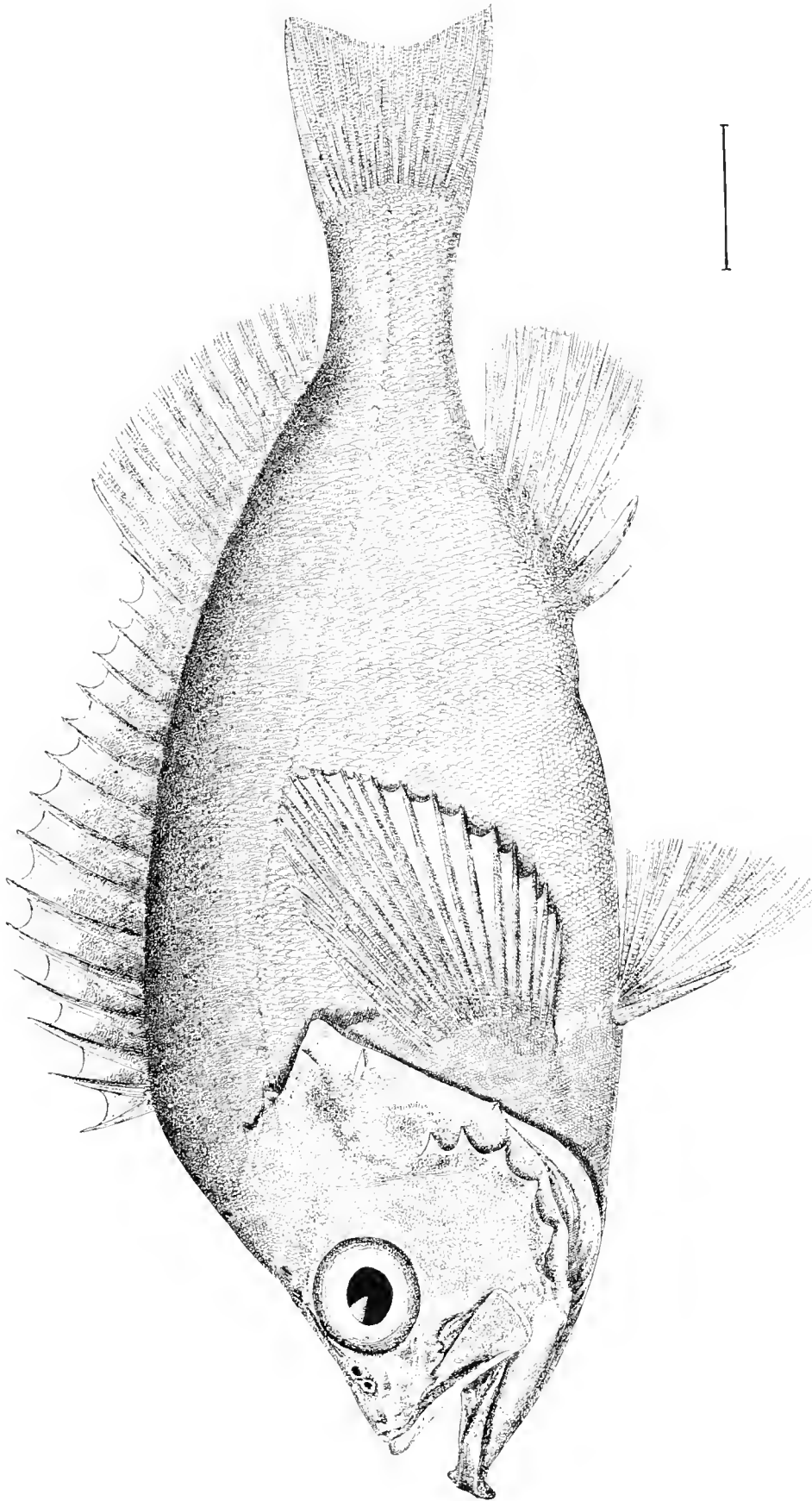
Drawing by H. L. Todd, from No. 23199, U. S. National Museum, collected at Halifax, Nova Scotia, September 12, 1877, by U. S. Fish Commission.



JORDAN'S CABEZON.

Hemilepidotus jordani, Bean. (p. 259.)

Drawing by H. J. Todd, from No. 27598 U. S. National Museum, collected at
Ishikak, Chishima Island, 1880, by Dr. T. H. Bean.



THE ROSE-FISH OR NORWAY HADDOCK.

Sebastes marinus (L.), Lütken. (p. 269.)

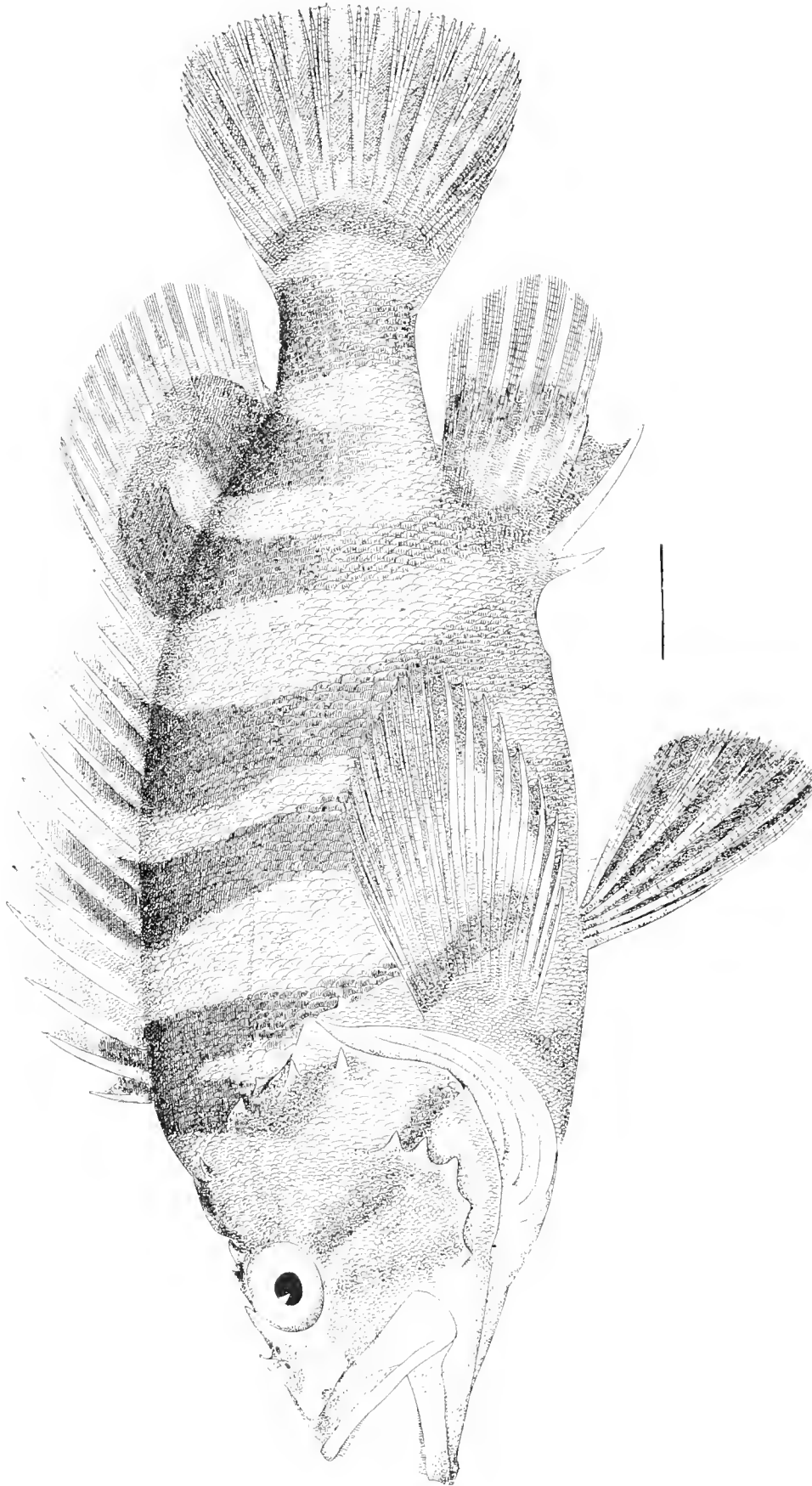
Drawing by H. L. Todd, from No. 10442, U. S. National Museum, collected at Eastport, Me., 1872, by U. S. Fish Commission.



THE BLACK-BANDED ROCKFISH.

Sebastichthys nigrocinctus (Ayres), Gill. (p. 363.)

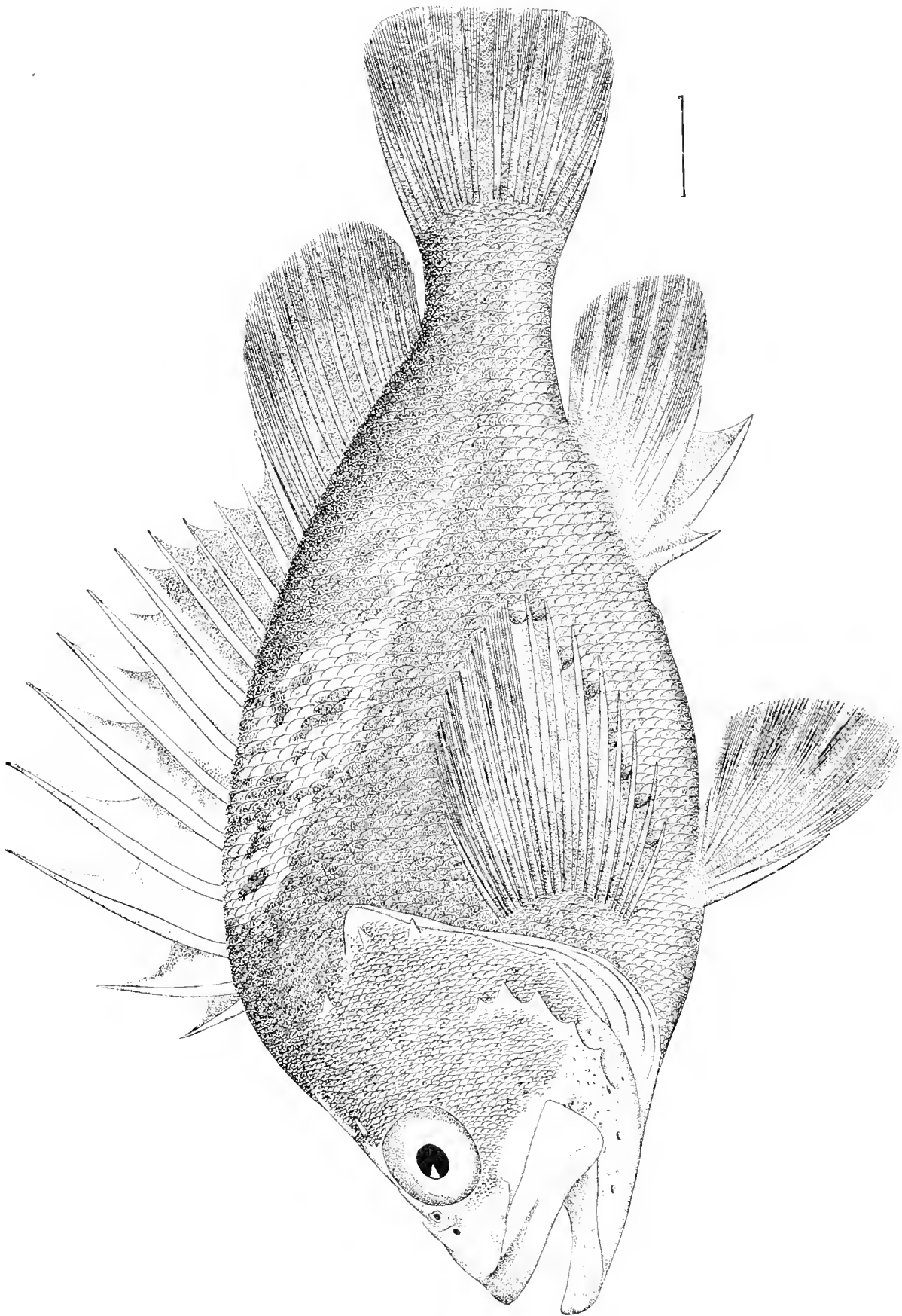
Drawing by H. L. Todd, from No. 27285, U. S. National Museum, collected at Puget Sound, 1869, by Jordan and Gilbert.



THE TREE-FISH.

Sebastichthys serriceps, J. & G. (p. 263.)

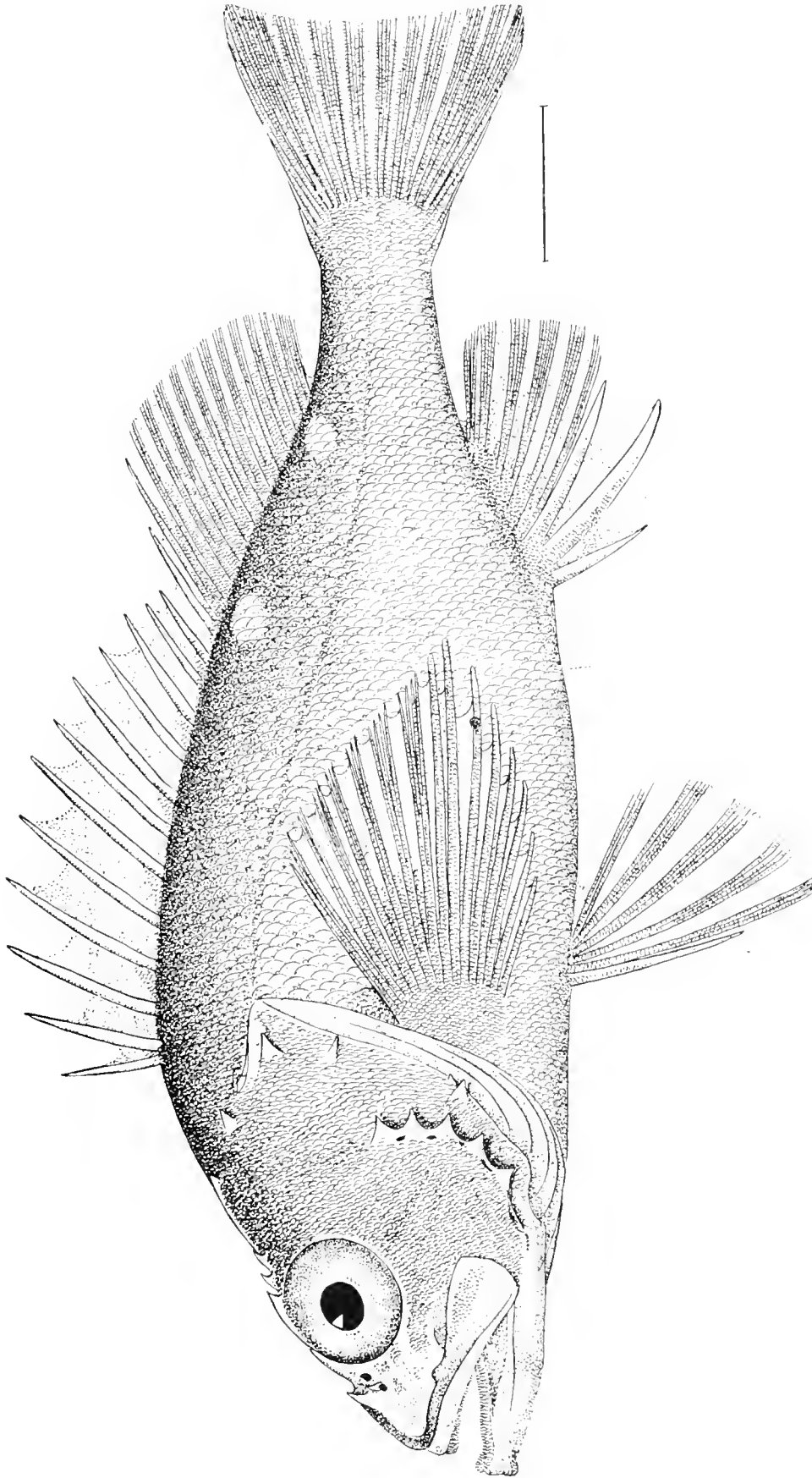
Drawing by H. L. Todd, from No. 2704, U. S. National Museum, collected at Monterey, Cal., 1880, by Jordan and Gilbert



THE YELLOW-BACKED ROCKFISH.

Sebastichthys maliger, J. & G. (p. 261.)

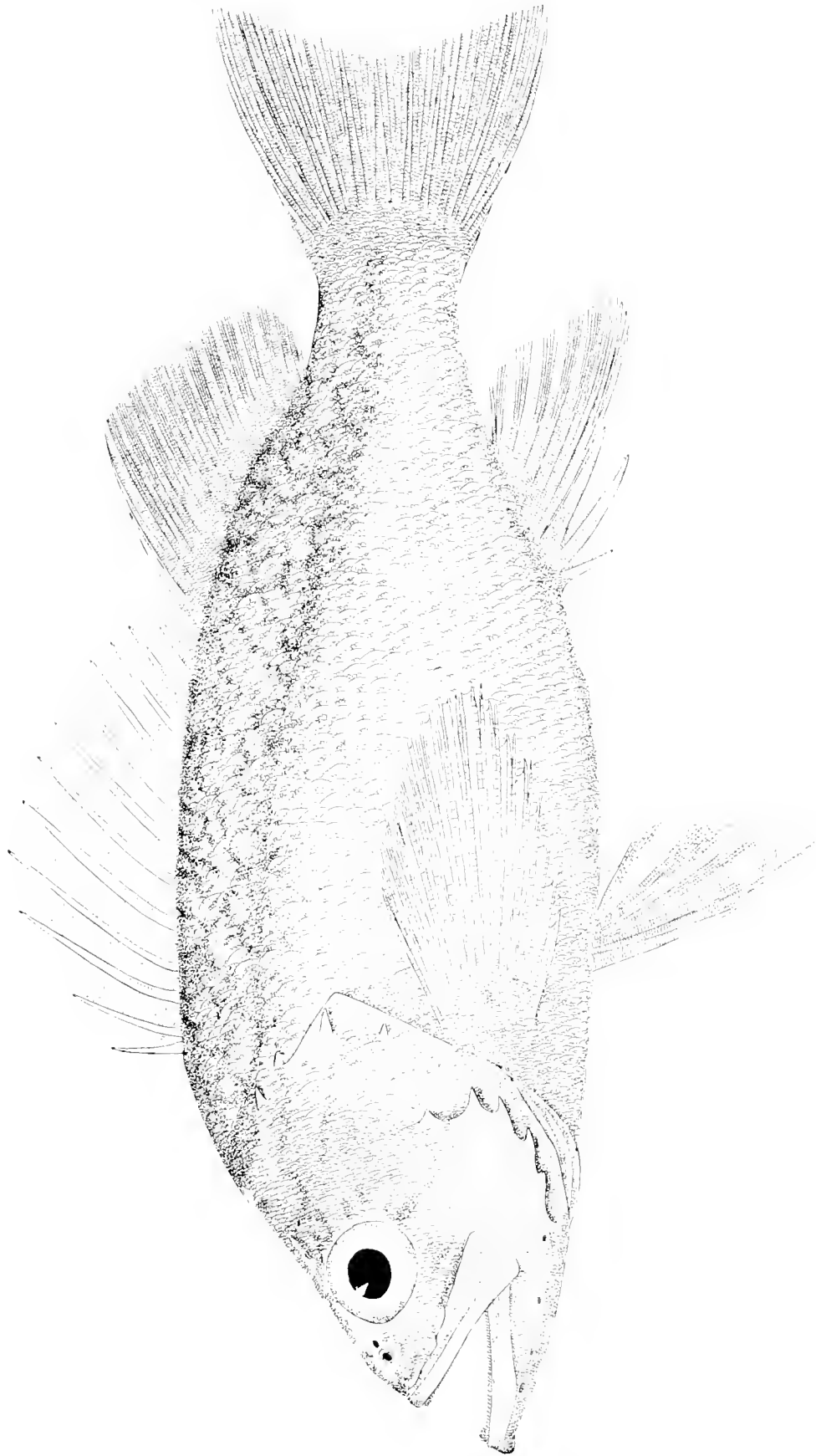
Drawing by H. L. Toldt, from No. 2713, U. S. National Museum, collected at Sitka, Alaska, June 2, 1880, by Dr. T. H. Bean.



THE CORSAIR.

Sebastichthys rosaceus (Grd.), Lock. (P. 265.)

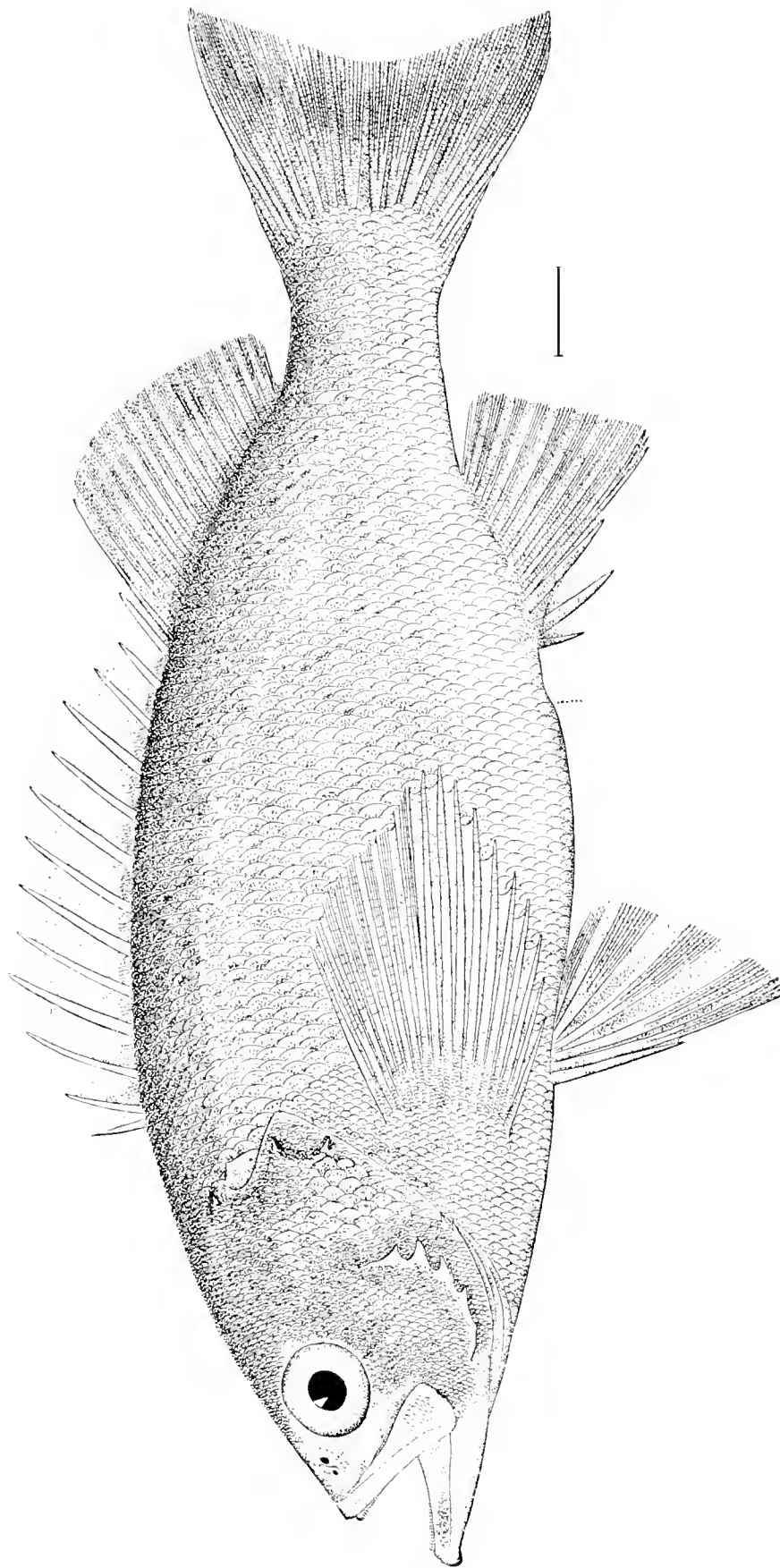
Drawing by H. L. Todd, from No. 26901, U. S. National Museum, collected at Santa Barbara, Cal., 1880, by Jordan and Gilbert.



THE ORANGE ROCKFISH.

Sebastichthys pinniger (Gill & Lock, p. 265.)

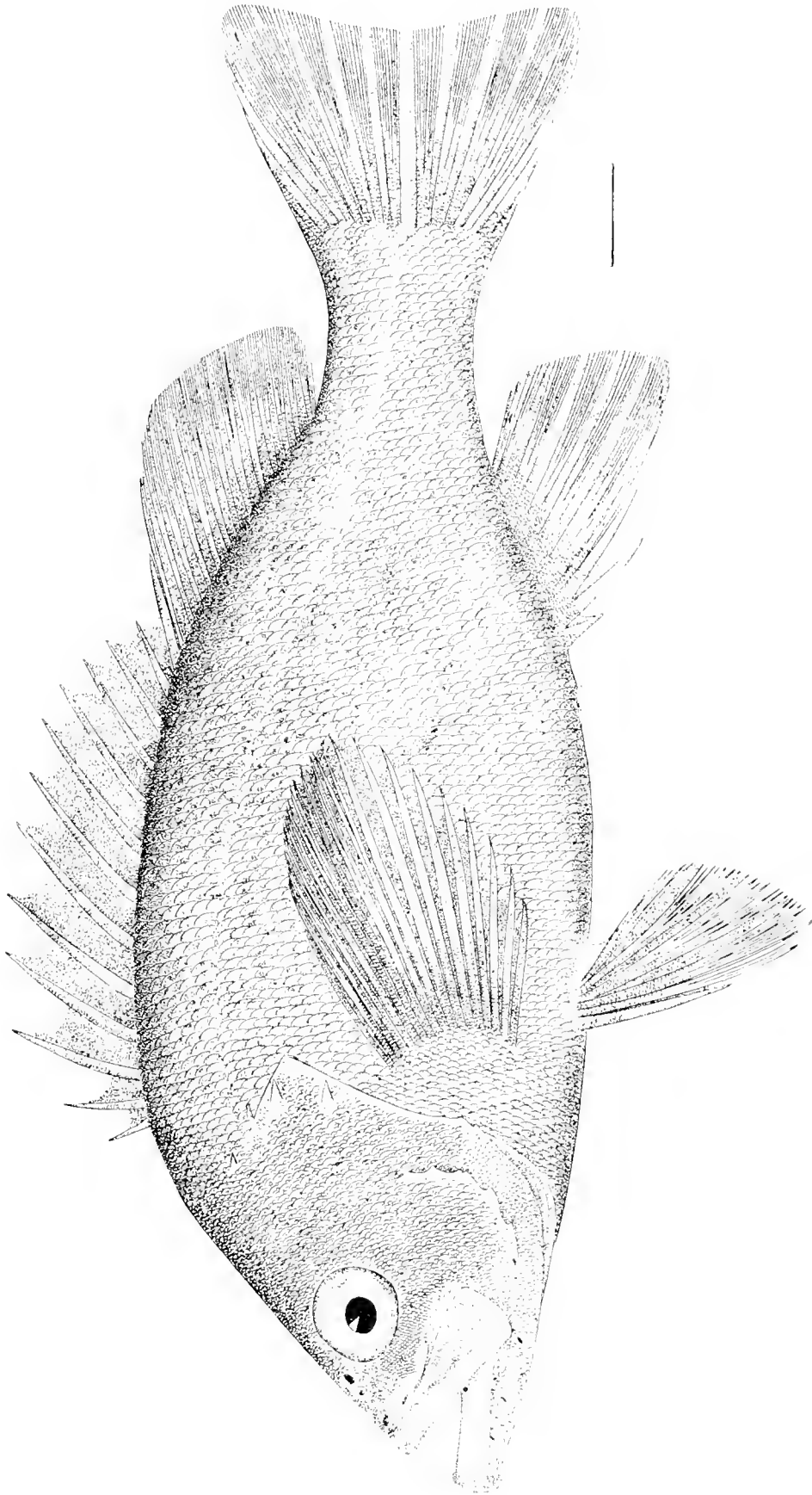
Drawing by H. L. Todd from No. 2748, U. S. National Museum, collected at Neah Bay, Washington Territory. December 1880, by James G. Swain.



THE BLACK ROCKFISH.

Sebastichthys mystinus, J. & G. (p. 266.)


Drawing by H. L. Todd, from No. 27031, U. S. National Museum, collected at Monterey, Cal., 1880, by Jordan and Gilbert.



THE SPOTTED BLACK ROCKFISH.

Sebastichthys melanops Grd., J. & G. (p. 266.)

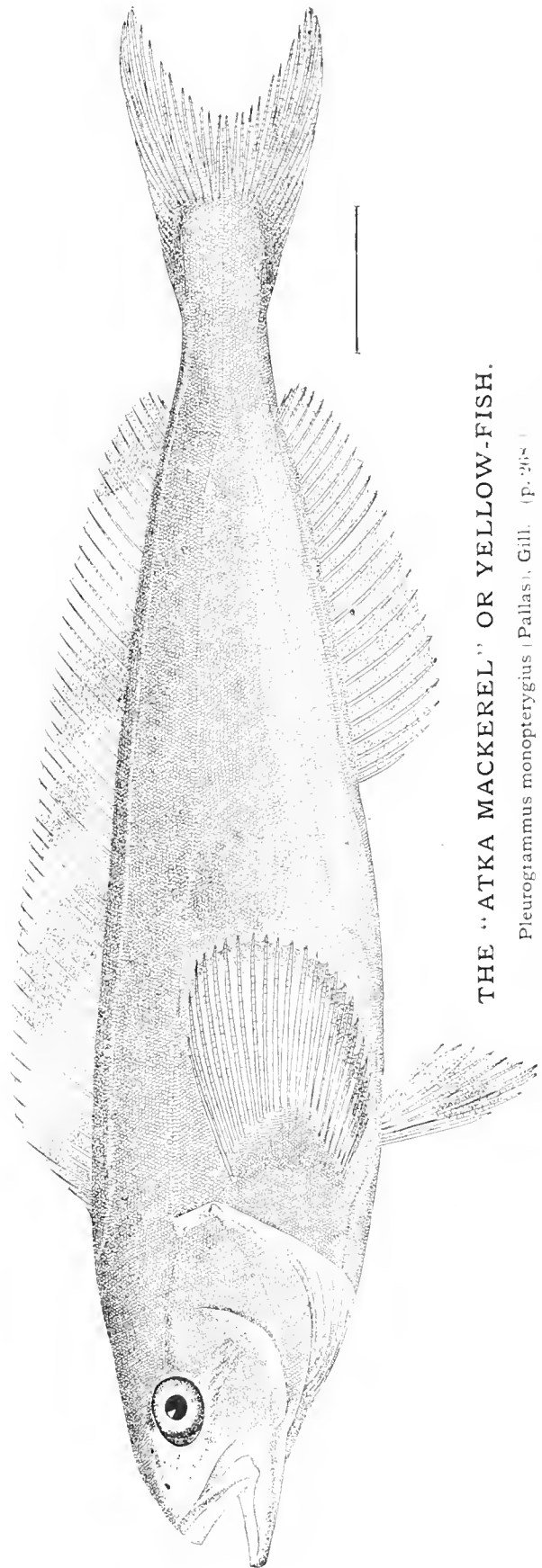
Drawing by H. L. Todd from No. 2728 U. S. National Museum collected at Sitka, Alaska, May 28, 1880, by Dr. T. H. Bean.



THE "BLACK COD," BLACK "CANDLE-FISH," OR BESHOW.

Anoplopoma fimbria (Pallas), Gill. (p. 265.)

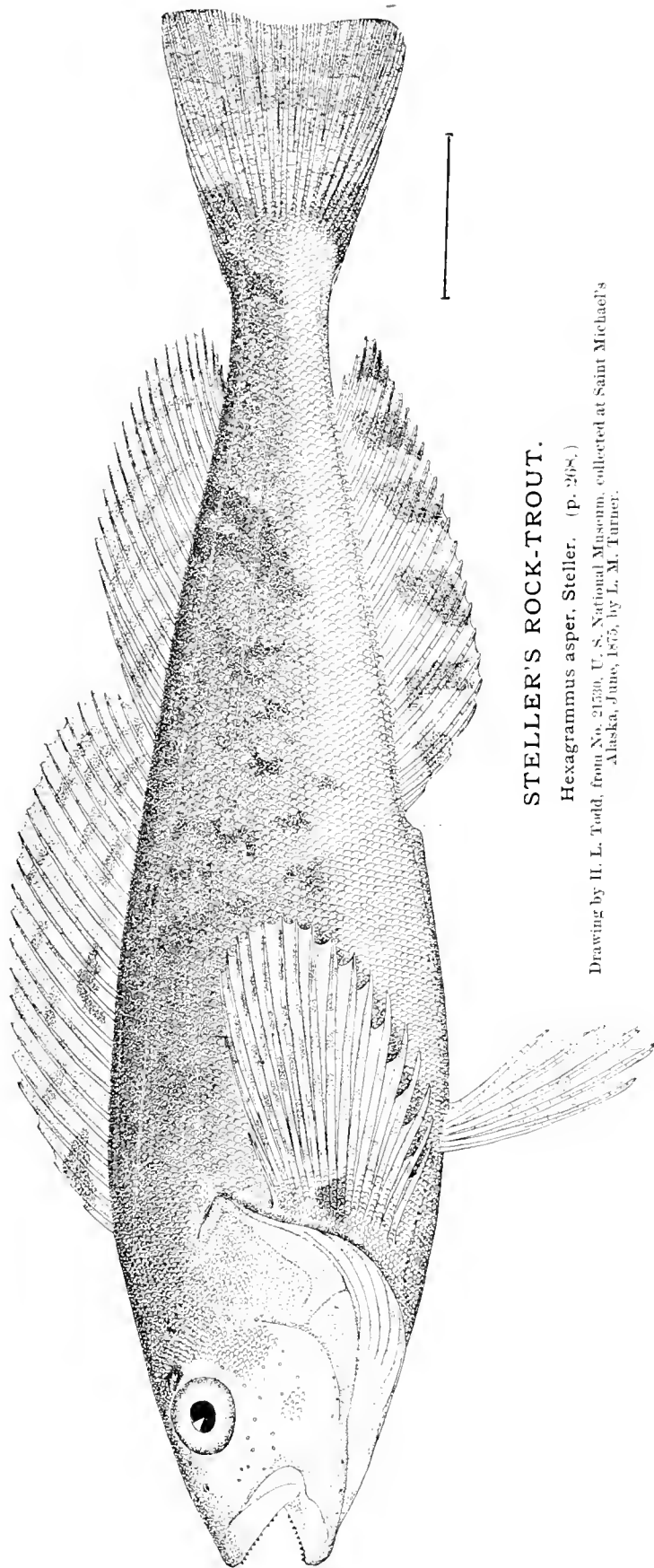
Drawing by H. L. Todd, from No. 27745, U. S. National Museum, collected at Sitka, Alaska, December, 1880, by Commander L. A. Beardslee, U. S. N.



THE "ATKA MACKEREL" OR YELLOW-FISH.

Pleurogrammus monopterygius (Pallas), Gill. (p. 265.)

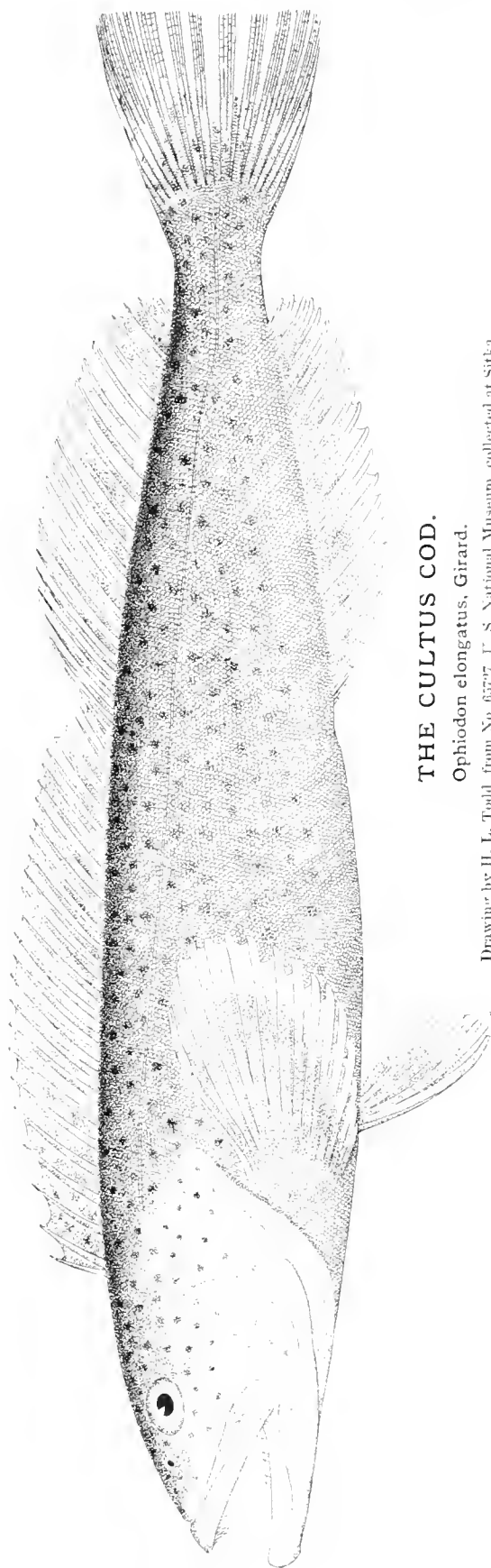
Drawing by H. L. Todd, from No. 27654, U. S. National Museum, collected at Iliulik, Chukotka, 1880, by Dr. T. H. Brand.



STELLER'S ROCK-TROUT.

Hexagrammus asper, Steller. (P. 268.)

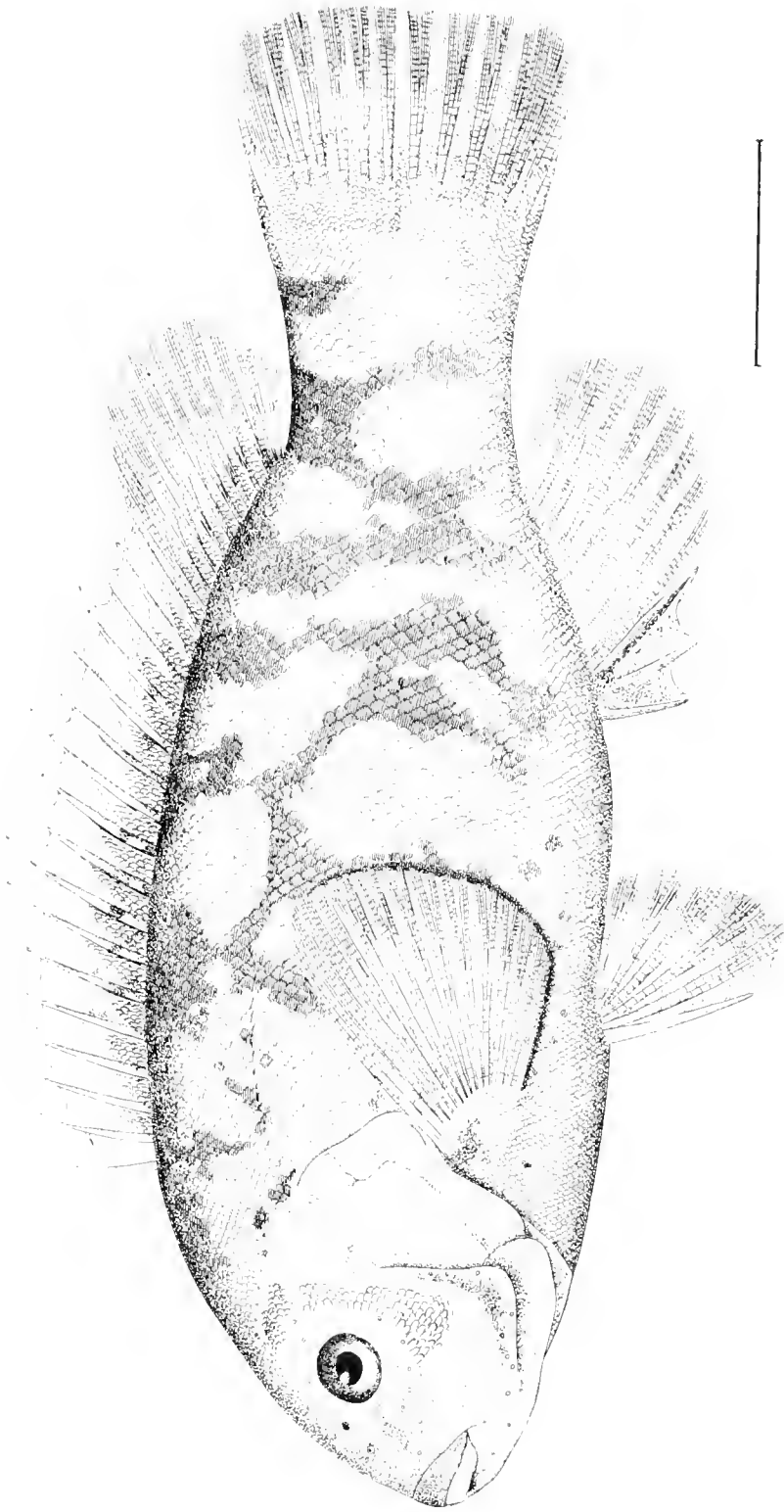
Drawing by H. L. Todd, from No. 21330, U. S. National Museum, collected at Saint Michael's Alaska, June, 1875, by L. M. Turner.



THE CULTUS COD.

Ophiodon elongatus, Girard.

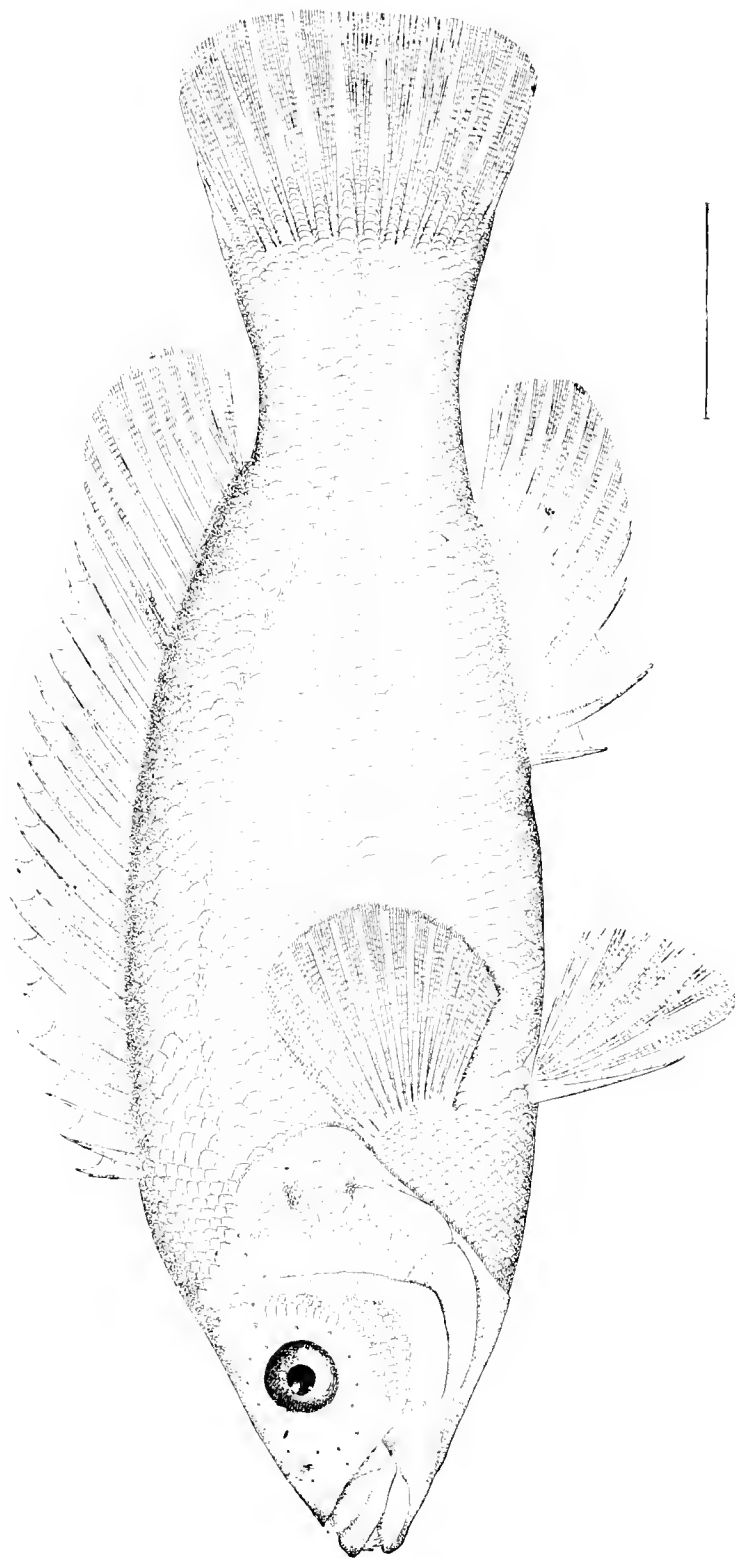
Drawing by H. L. Todd, from No. 63727, U. S. National Museum, collected at Sitka, Alaska, June 7, 1880, by Dr. T. H. Bean.



THE TAUTOG.

Tautoga onitis (L.), Gthr. (p. 268.)


Drawing by H. L. Todd, from No. 17738 U. S. National Museum, collected at Wood's Holl, Mass., December 13, 1873, by Vinal N. Edwards



THE CHOGSET OR CUNNER.

Ctenolabrus adspersus (Walb.), Goode. (p. 273.)

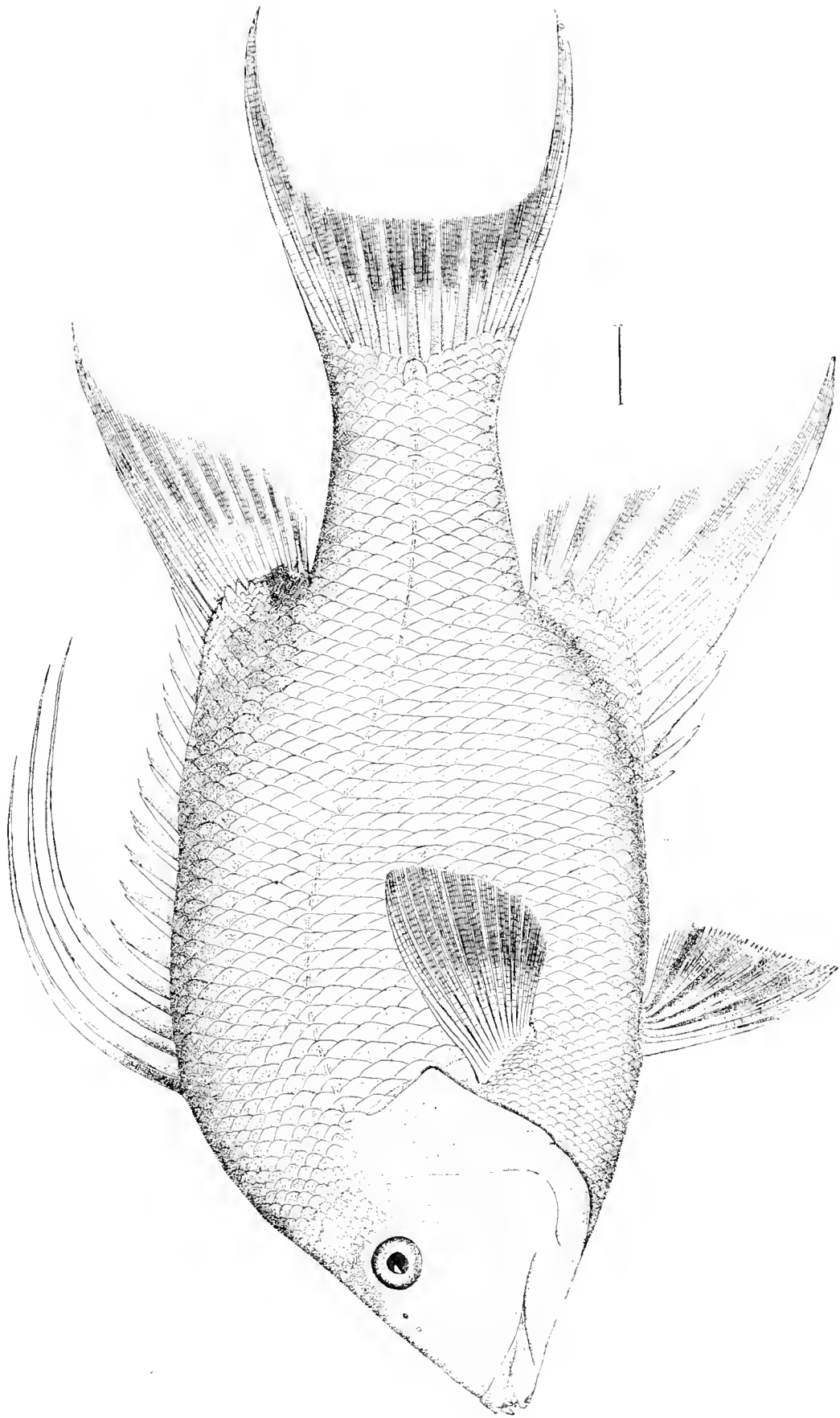
Drawing by H. L. Todd, from No. 1774 U. S. National Museum, collected at Wood's Holl, Mass., December 11, 1875, by Vinal N. Edwards.



THE FAT-HEAD OR REDFISH.

Trochocopus pulcher (Ayres), Garman. (p. 275.)

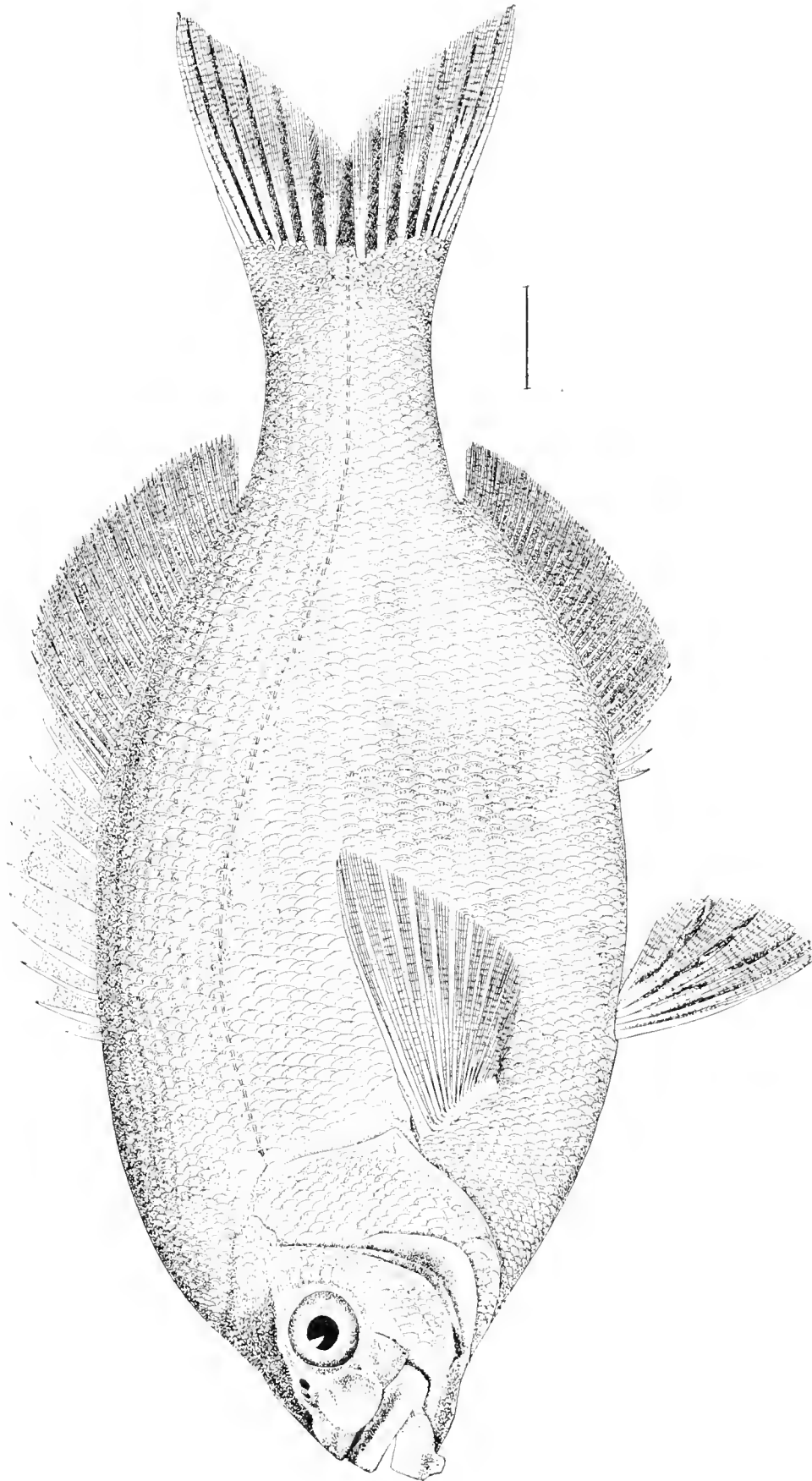
Drawing by H. L. Todd, from No. 2480 U. S. National Museum, collected at San Diego, Cal., January, 1890, by Jordan and Gilbert.



THE HOGFISH OR CAPITAIN.

Lachnolepis falcatus (L., C. & V. (p. 275.))

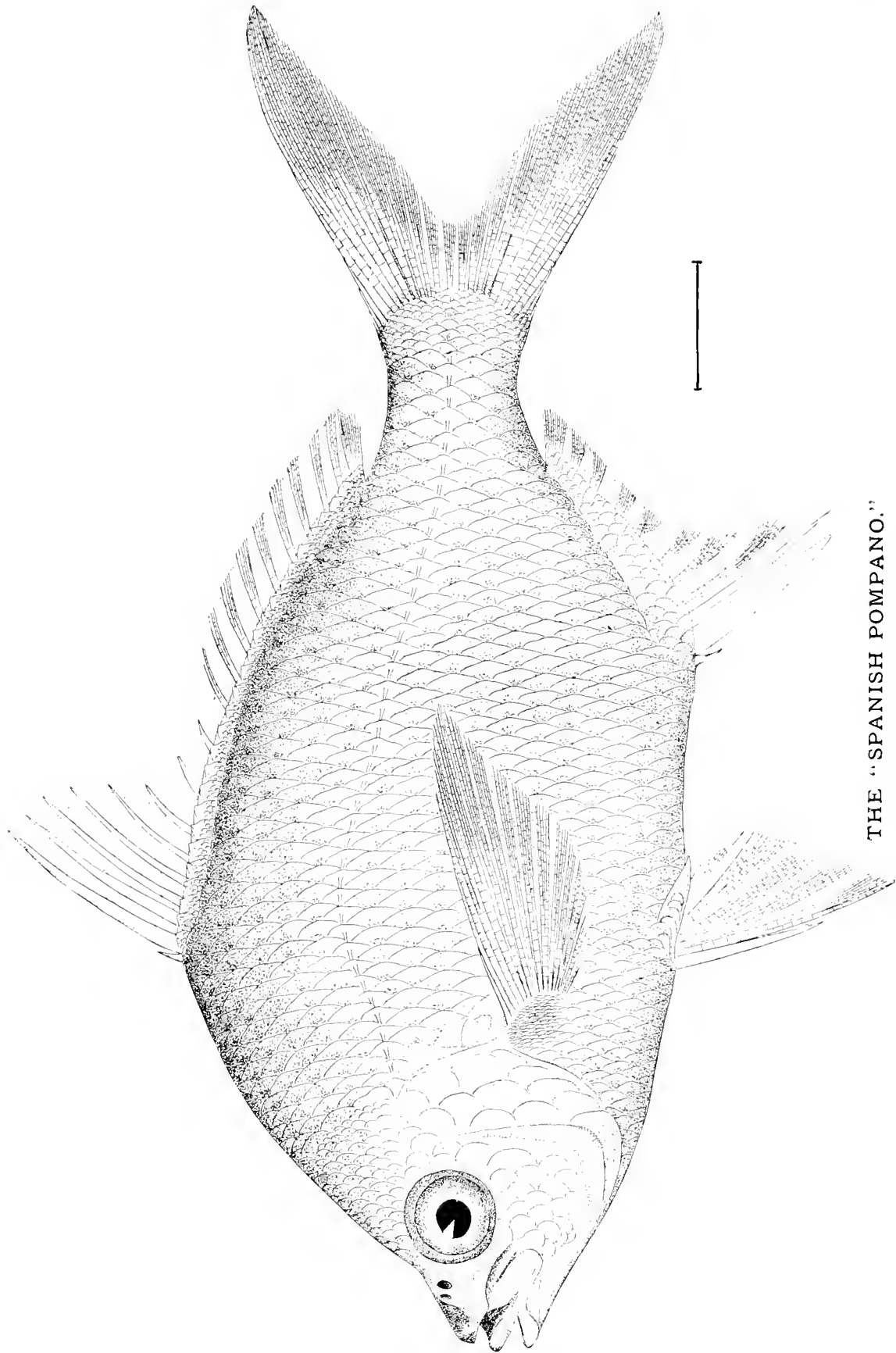
Drawing by H. E. Todd.



THE ALFIONE.

Rhacochilus toxotes. Agassiz. (p. 277.)

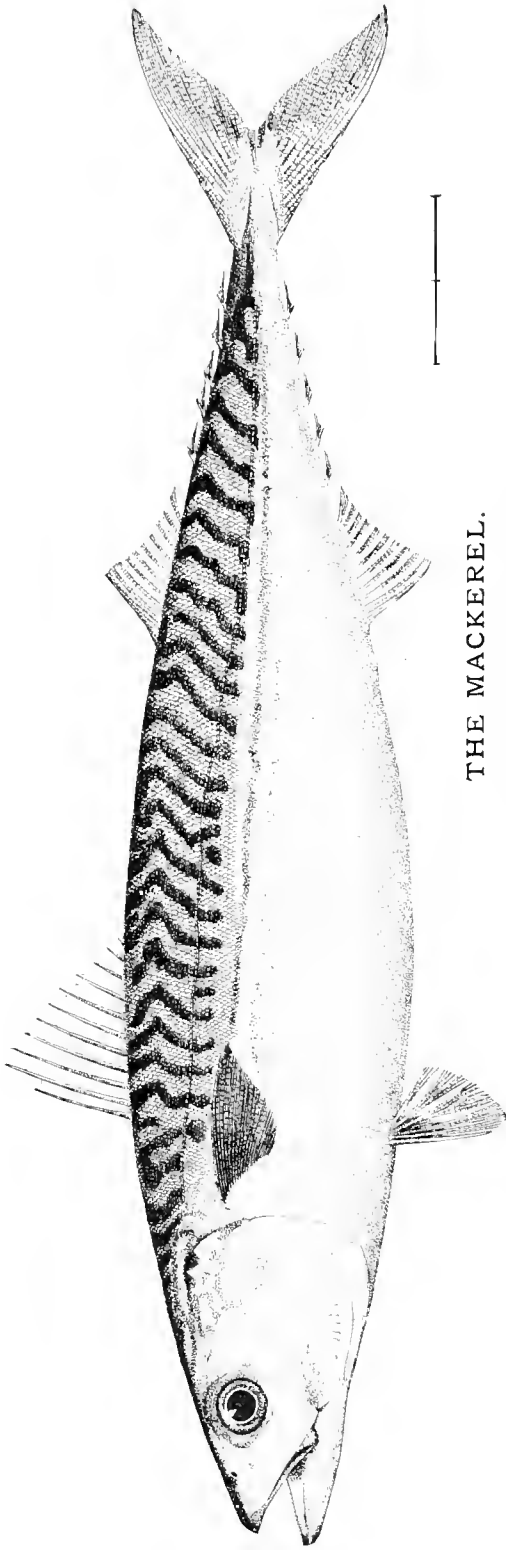
Drawing by H. L. Todd, from No. 27045, U. S. National Museum, collected at Monterey, Cal., 1880, by Jordan and Gilbert



THE "SPANISH POMPAÑO."

Gerres olithostoma, Goode and Bean.

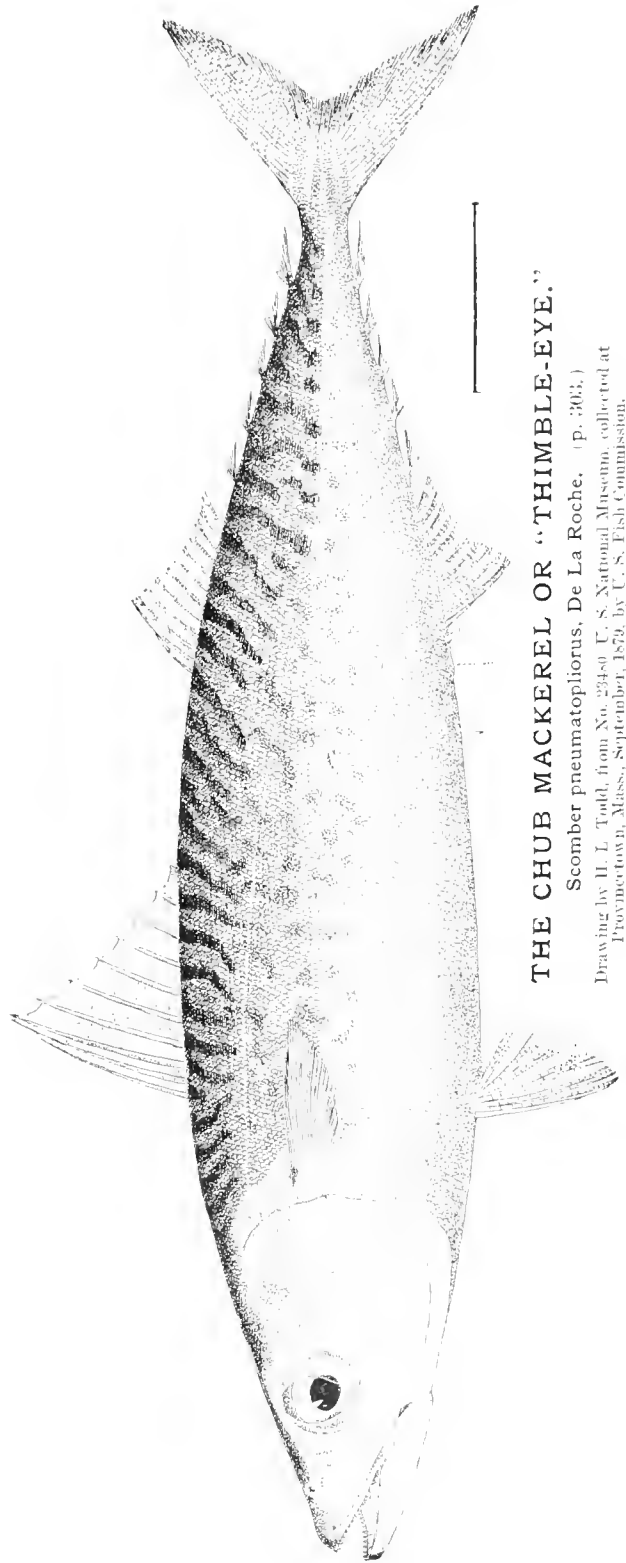
Drawing by H. L. Todd from No. 25118, U. S. National Museum, collected at Indian River, Florida, March 5, 1880, by R. E. Earll



THE MACKEREL.

Scomber scombrus, L. (p. 271.)


Drawing by H. L. Todd, from No. 25256, U. S. National Museum, collected at Provincetown, Mass., September, 1879, by U. S. Fish Commission.



THE CHUB MACKEREL OR "THIMBLE-EYE."


Scomber pneumatophorus, De La Roche. (p. 303.)

Drawing by H. L. Todd, from No. 25480, U. S. National Museum, collected at Provincetown, Mass., September, 1879, by U. S. Fish Commission.



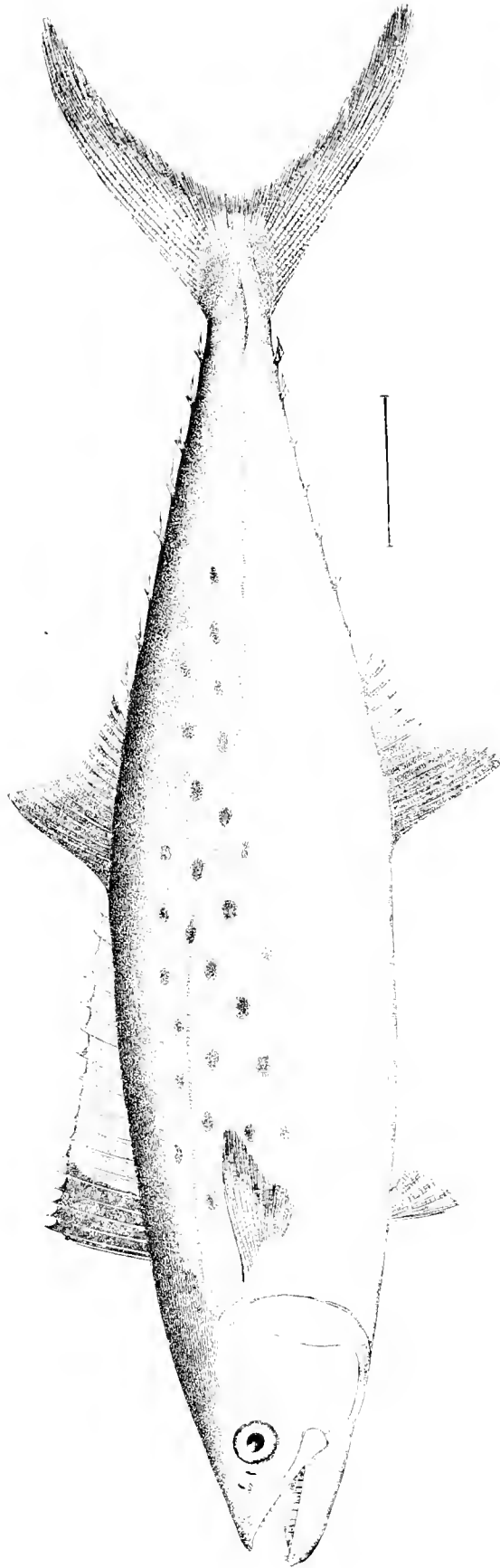
THE FRIGATE MACKEREL.

Auxis thazard, Lacépède. (p. 395.
Drawing by H. L. Todd, from No. 2757, U. S. National Museum, collected at
Newport, R. I., August, 1880, by U. S. Fish Commission.



THE BONITO.


Sarda mediterranea (Schn., J. & G.) (p. 316).
Drawing by H. L. Todd, from No. 10419, U. S. National Museum, collected at Woods Hole, Mass., 1871, by U. S. Fish Commission.



THE SPANISH MACKEREL.

Scomberomorus maculatus (Mitchell, J. & G. (p. 307.)

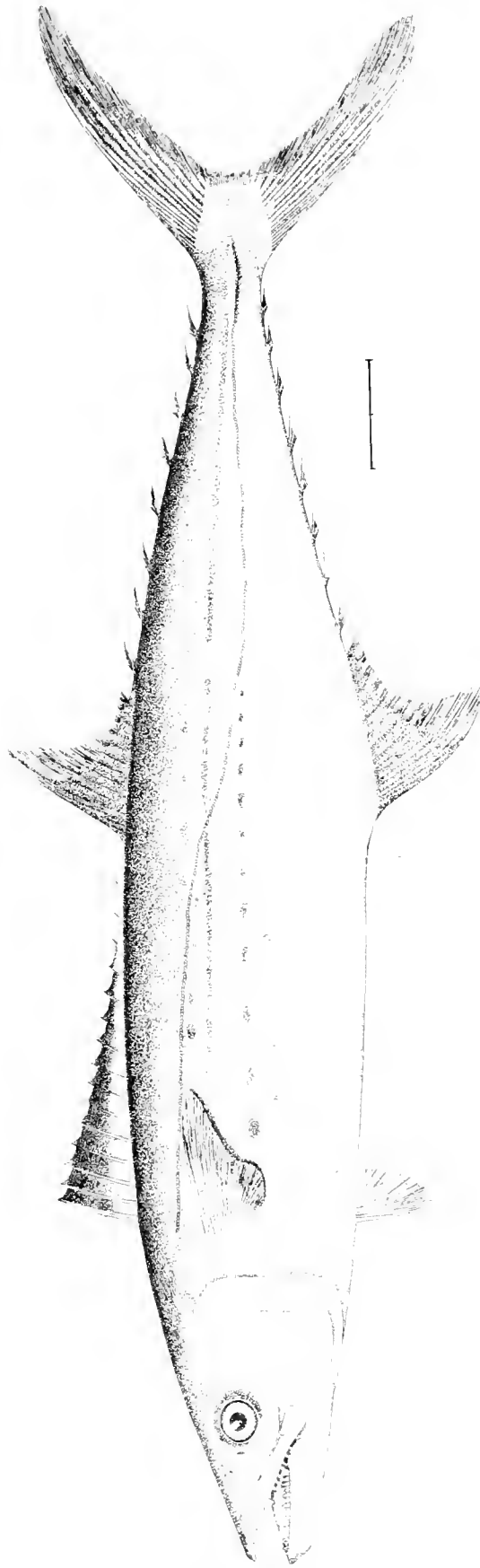
Drawing by H. L. Todd, from No. 1552 U. S. National Museum collected at Fulton Market, New York, by E. G. Blackford



THE CERO OR KINGFISH.

Scomberomorus caballa (C. & V.), J. & G. (p. 316.)

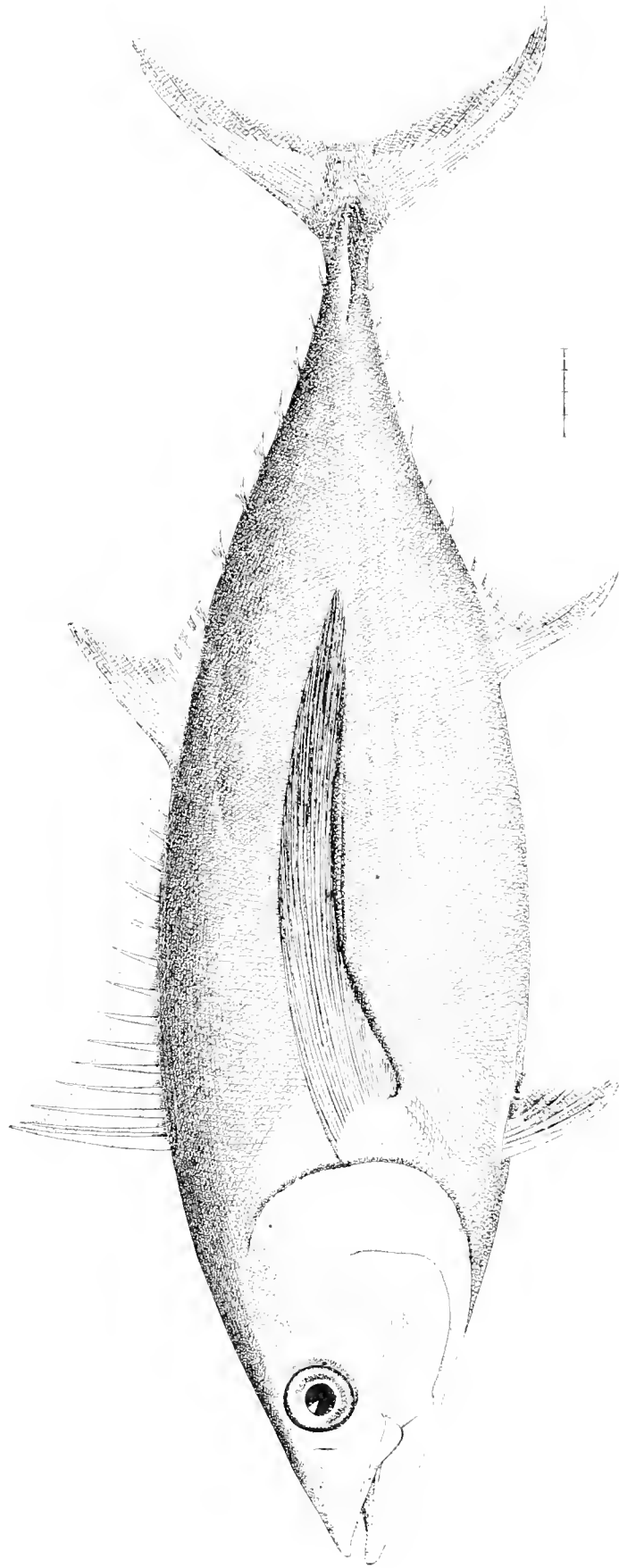
Drawing by H. L. Todd, from No. 19418, U. S. National Museum, collected at Wood's Hole, Mass. 1875, by U. S. Fish Commission.



THE SPOTTED CERO.

Scomberomorus regalis (Bloch), J. & G. (p. 316.)


Drawing by H. L. Todd, from No. 12527, U. S. National Museum, collected at Key West, Fla., by E. G. Blackford.



THE ALALONGA OR LONG-FINNED TUNNY.

Oreynus alalonga (Gmel.), Risso. (p. 329)

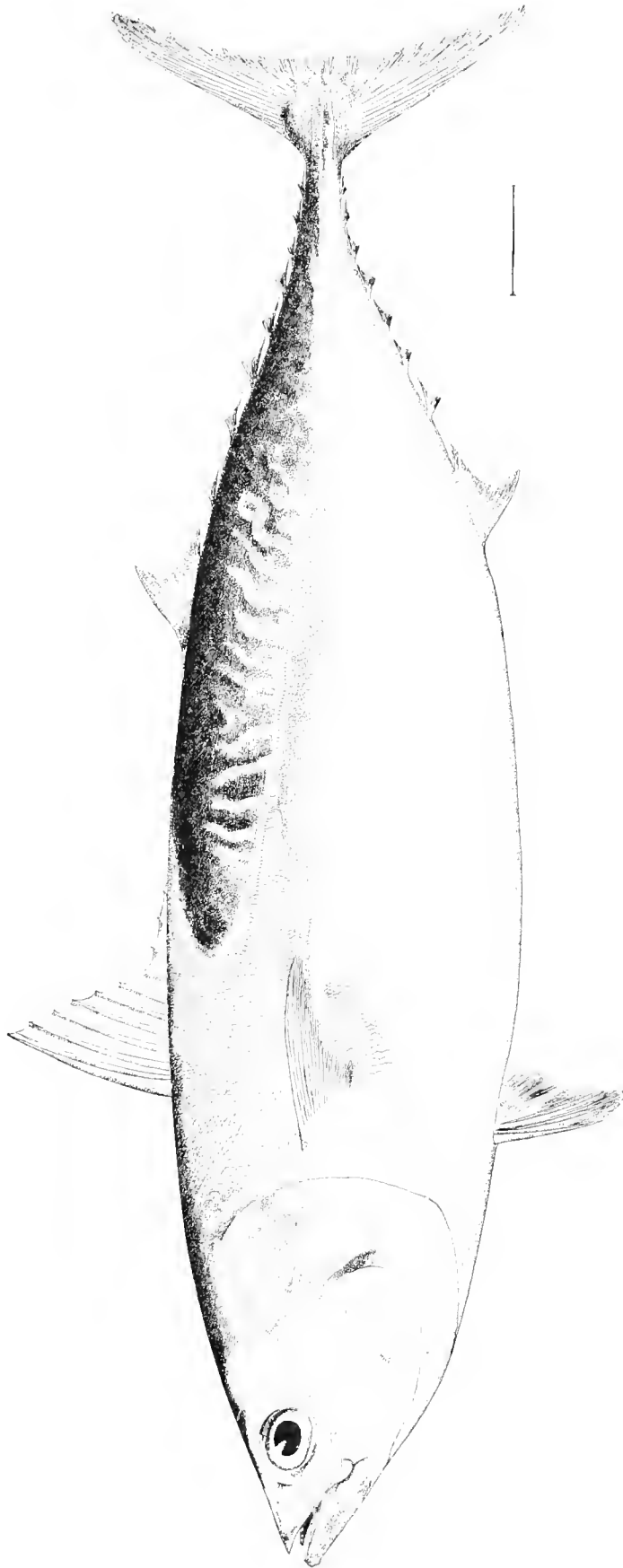
Drawing by H. L. Todd, from No. 21884, U. S. National Museum, collected at Banquetrou, September 10, 1878, by Capt. William Thompson, schooner *Magie*



THE STRIPED OR OCEANIC BONITO.

Euthynnus pelamys (L.), Lutken. (p. 320.)

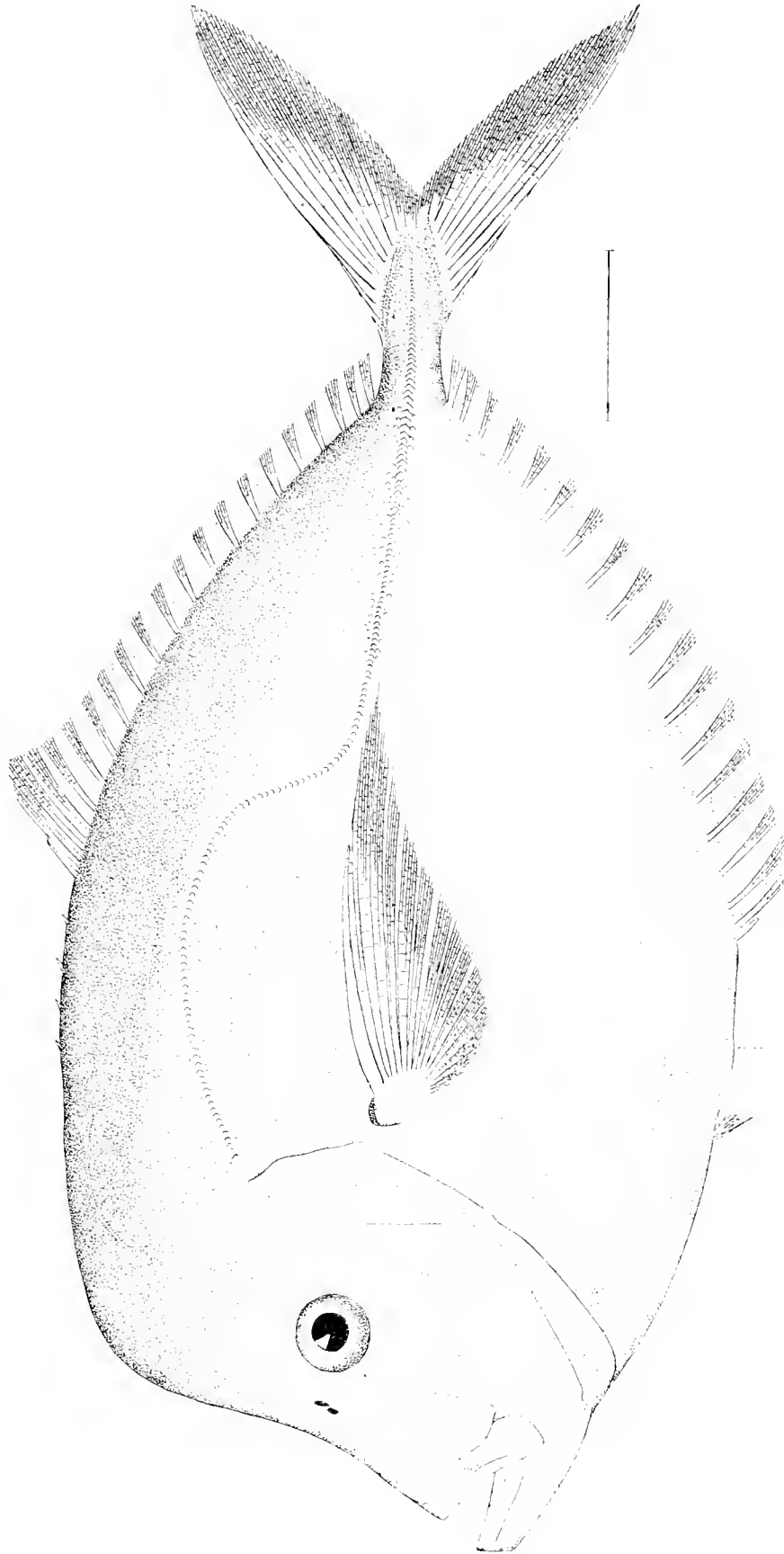
Drawing by H. L. Todd from No. 26762, sent from Museum of Comparative Zoology, Cambridge, Mass.



THE HORSE MACKEREL OR TUNNY.

Orcynus thynnus (L.), Poey. (p. 320.)

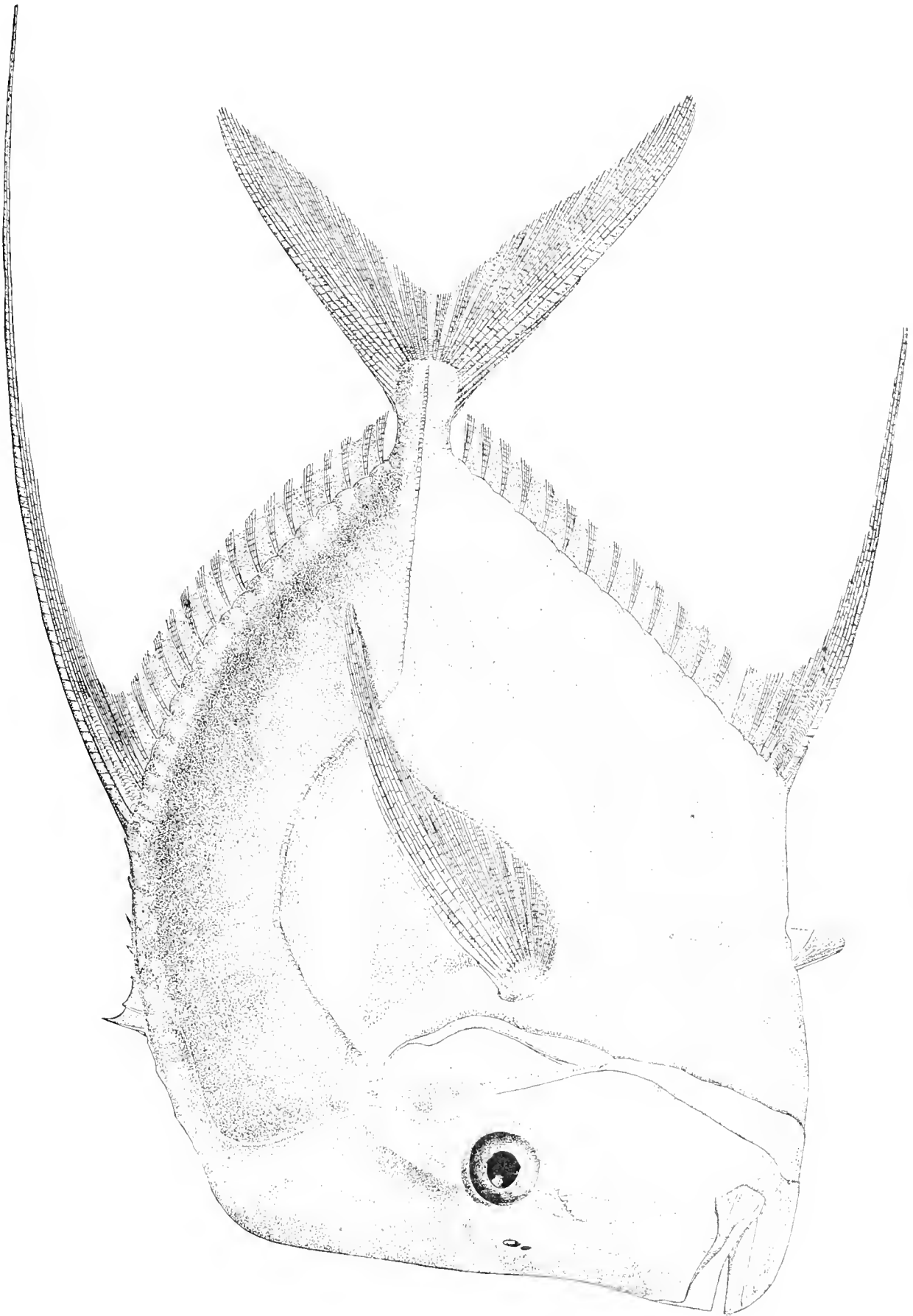
Drawing by H. L. Todd, from specimen collected in Vineyard Sound, by U. S. Fish Commission



THE HORSE FISH OR BLUNT-NOSED SHINER.

Selene setipinnis Mitch. & Lütken. (p. 322.)

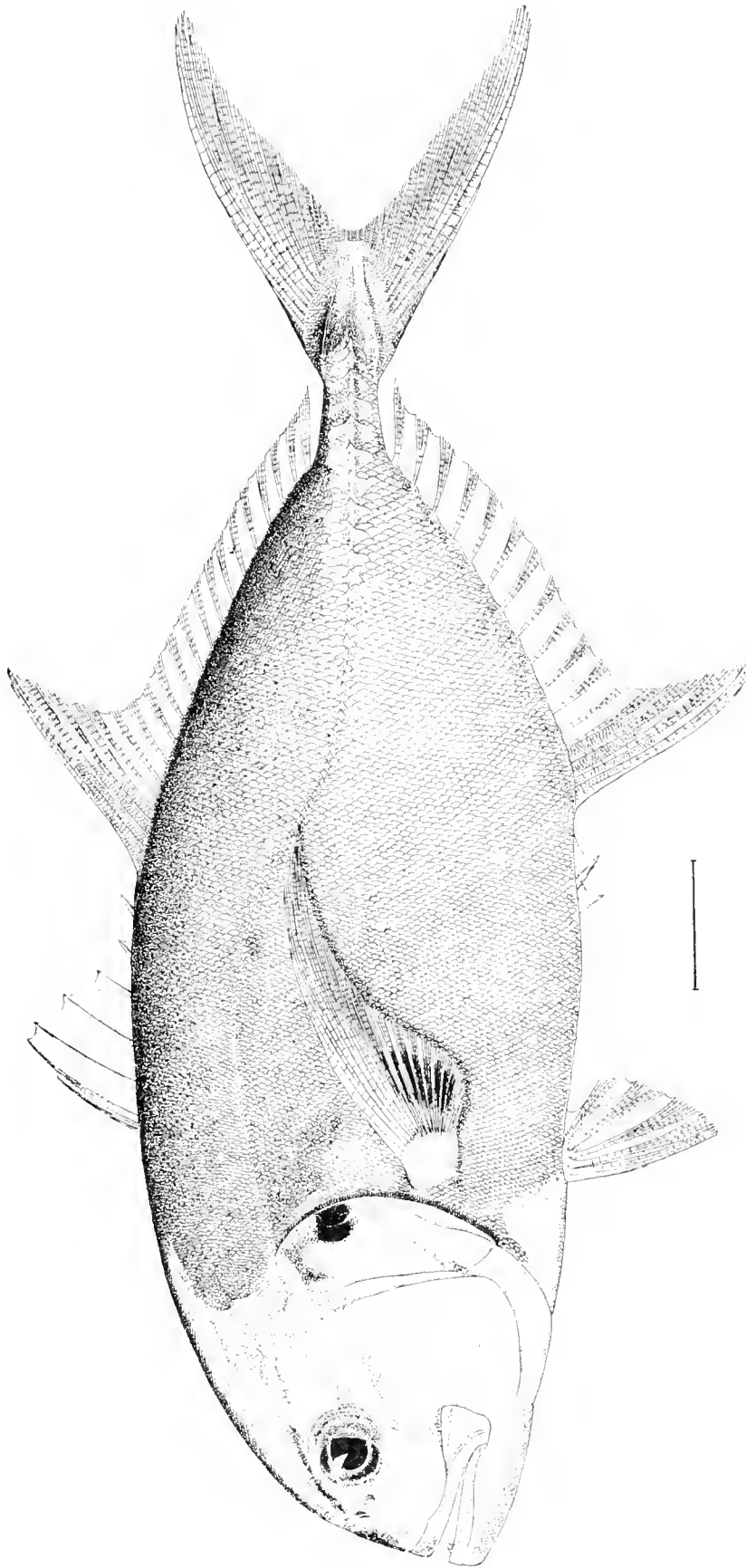
Drawing by H. L. Todd, from No. 10252, U. S. National Museum, obtained in Fulton Market, New York, by E. G. Blackford.



THE SILVER MOONFISH OR "LOOK-DOWN."

Selene argentea, Lacépède. (p. 322.)

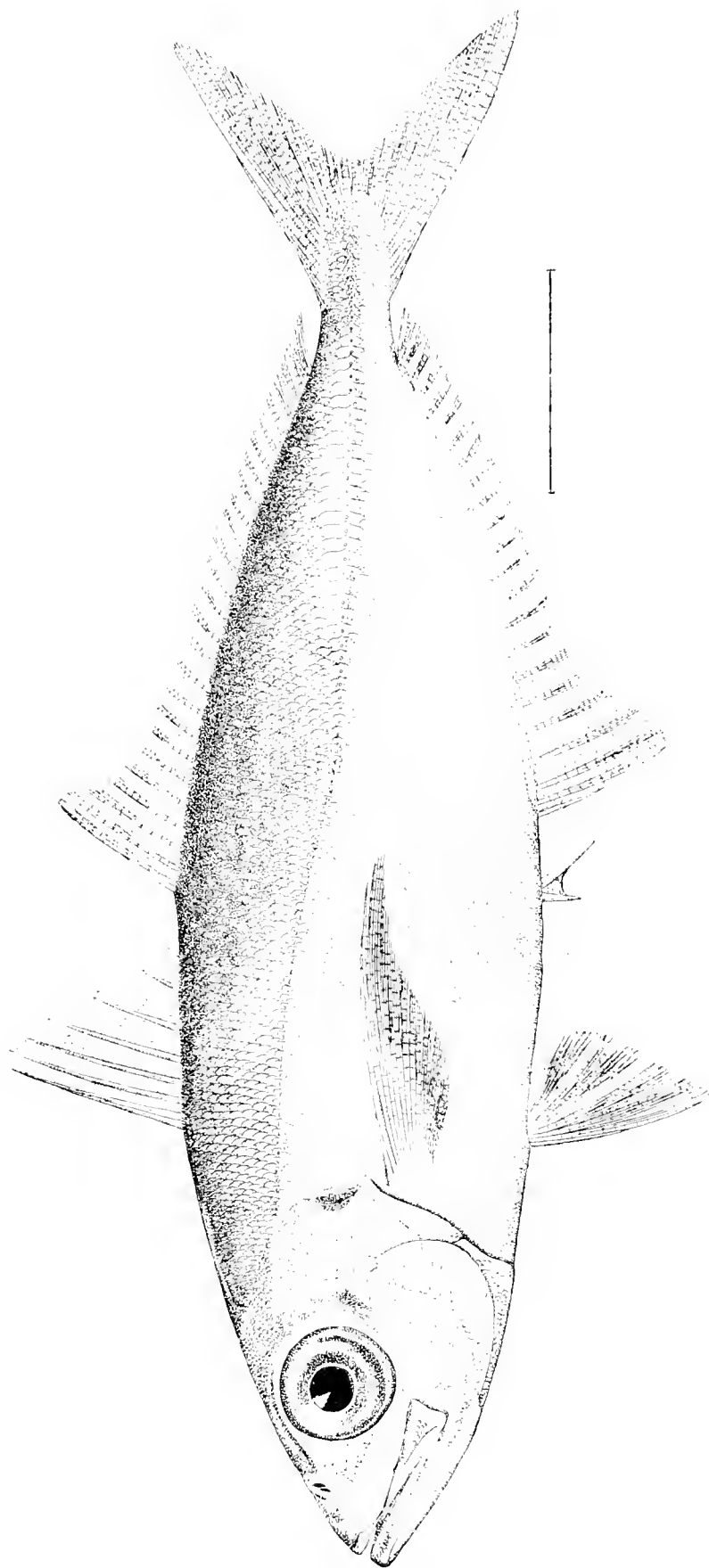
Drawing by H. L. Todd, from No. 22279, U. S. National Museum



THE CAVALLY OR CREVALLE.

Caranx hippos (L.), Gthr. (p. 323)

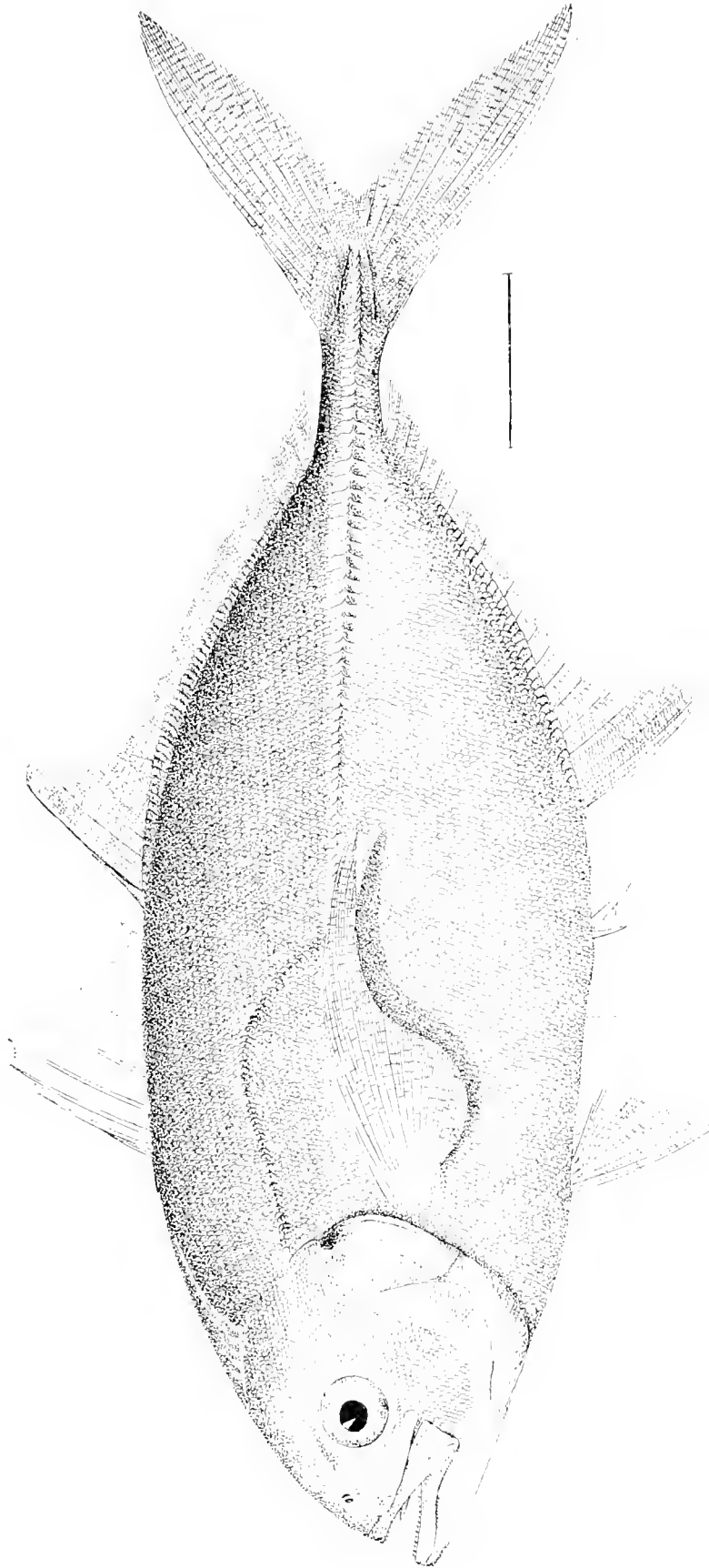
Drawing by H. L. Todd, from No. 10431 U. S. National Museum, collected at Wood's Holl, Mass., 1871, by U. S. Fish Commission.



THE GOGGLER OR "GOGGLE EYE."

Caranx crumenophthalmus Bloch, Lac. p. 324

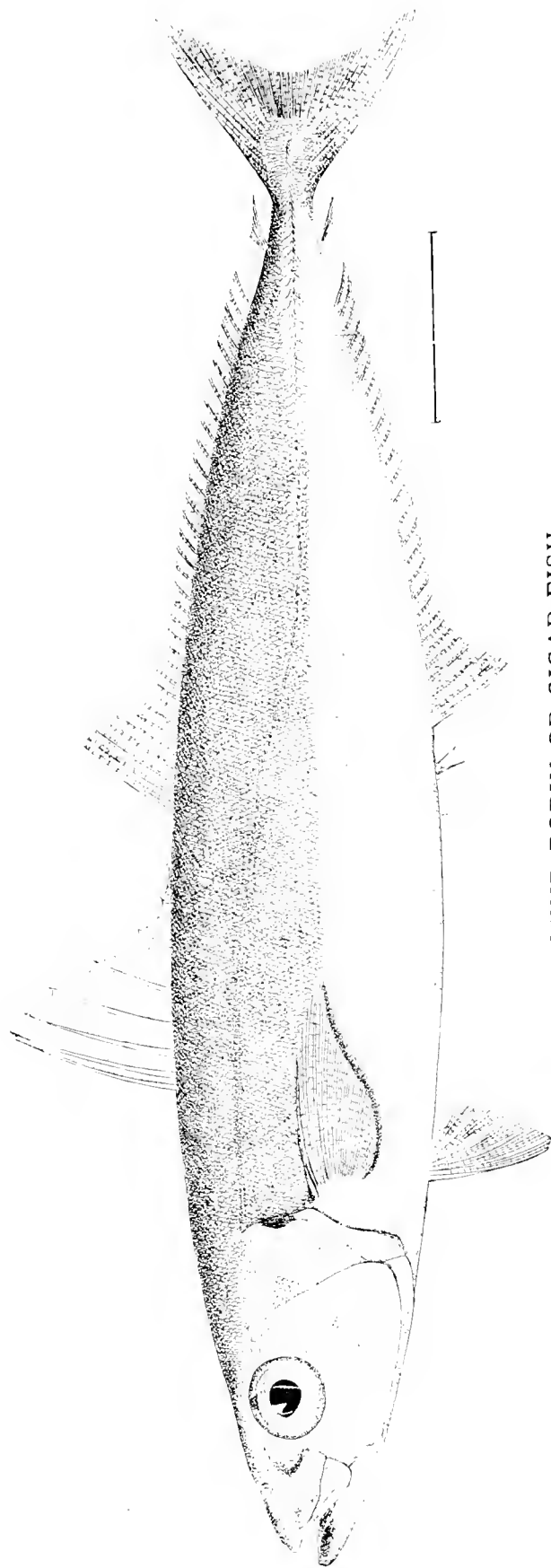
Drawing by H. L. Todd, from No. 20651 U. S. National Museum collected at Woods Hole, Mass., October 3, 1877, by Vinal N. Edwards.



THE JUREL OR HARD TAIL.

Caranx pisquetus, C. & V. (*C. chrysos*, Gthr.) p. 324

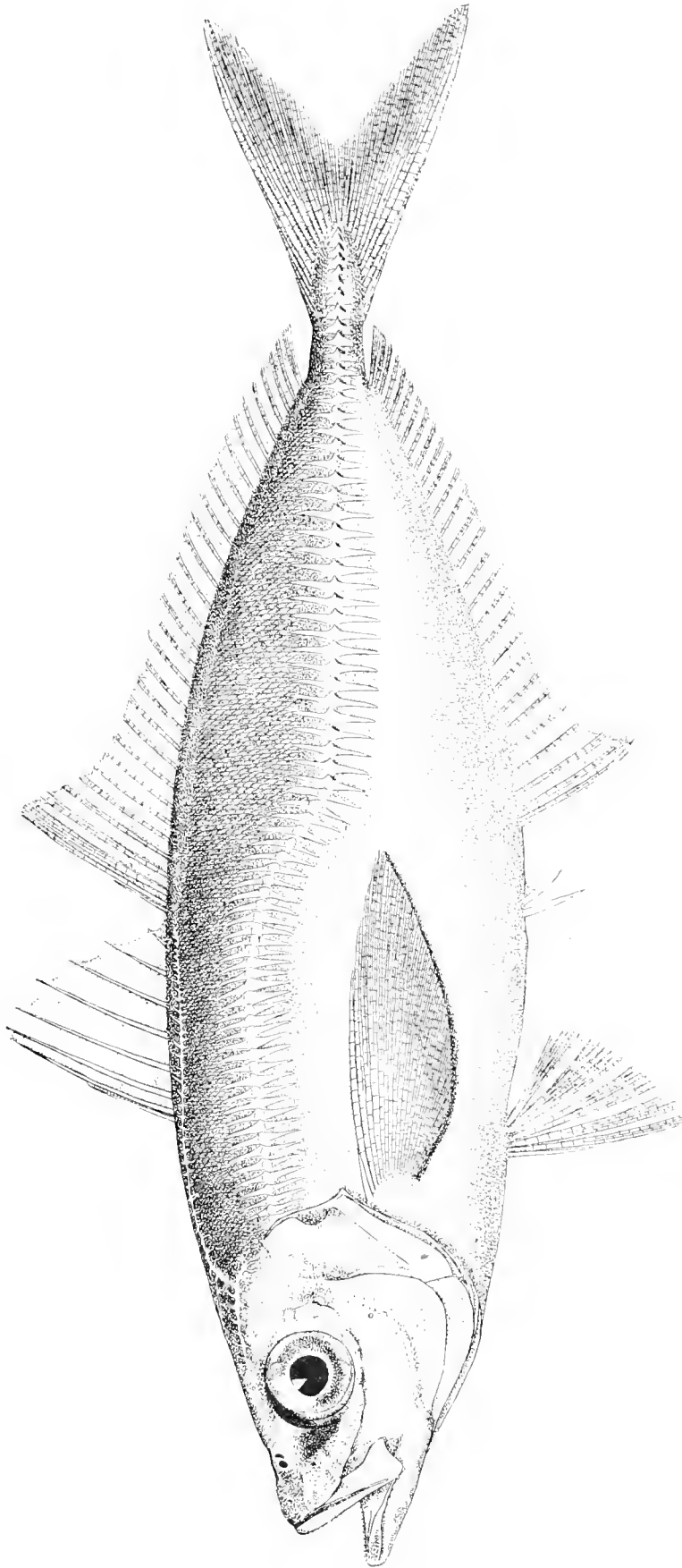
Drawing by H. L. Todd, from No. 16612, U. S. National Museum, collected at Wood's Hole, Mass., by U. S. Fish Commission.



THE ROUND ROBIN OR CIGAR-FISH.

Decapterus punctatus (Ag.), Gill. (p. 325.)

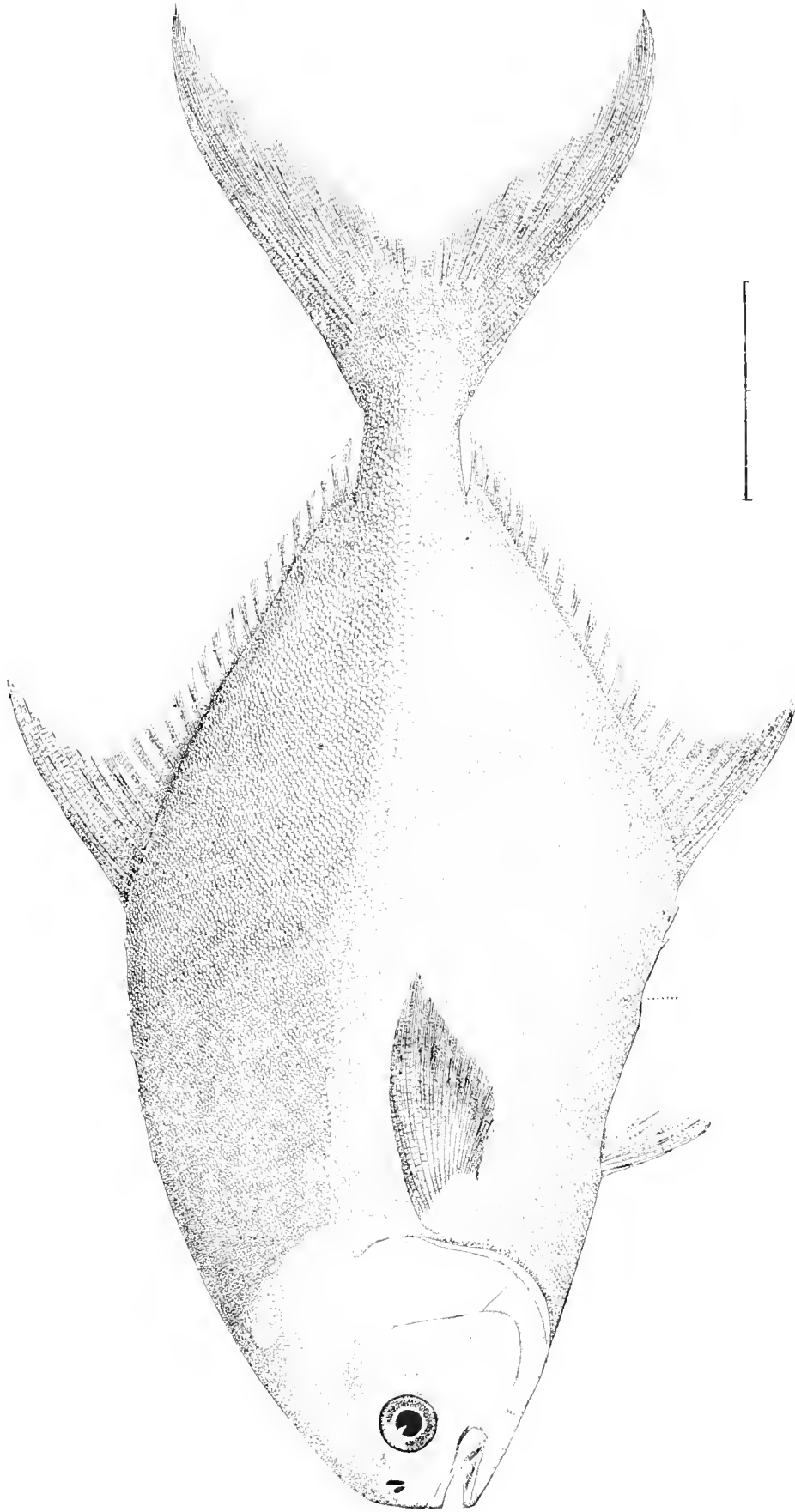
Drawing by H. L. Todd from No. 20639 U. S. National Museum collected at Wood's Hole, Mass., September 11, 1877, by Vinal N. Edwards.



THE SCAD OR DUTCH MARSE-BANKER.

Trachurus saurus, Raf. (p. 326.)

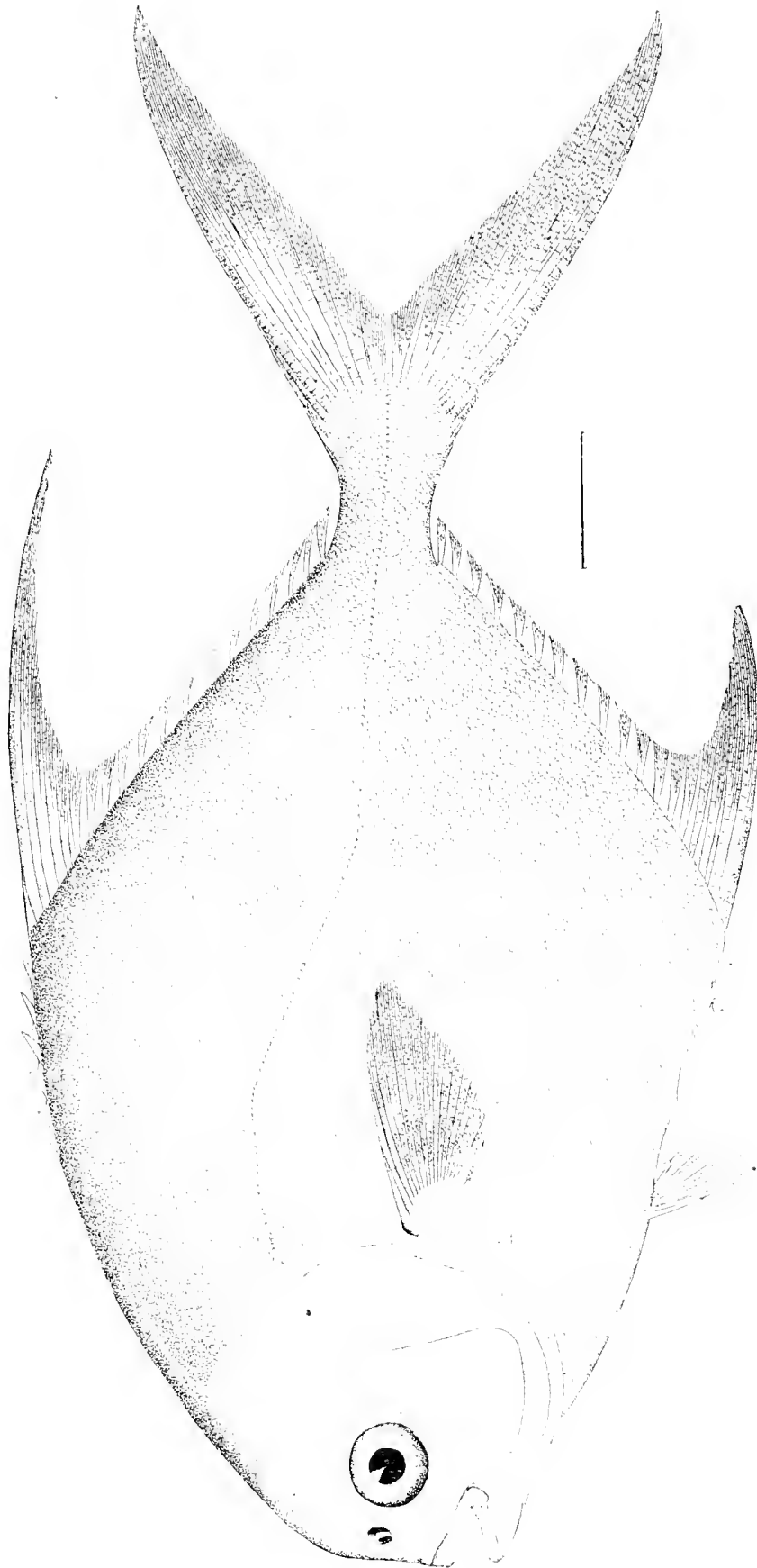
Drawing by H. L. Todd, from No. 23421, U. S. National Museum, collected at Newport, R. I., by S. Powell.



THE COMMON POMPANO.

Trachynotus carolinus (L.), Gill. (p. 327.)

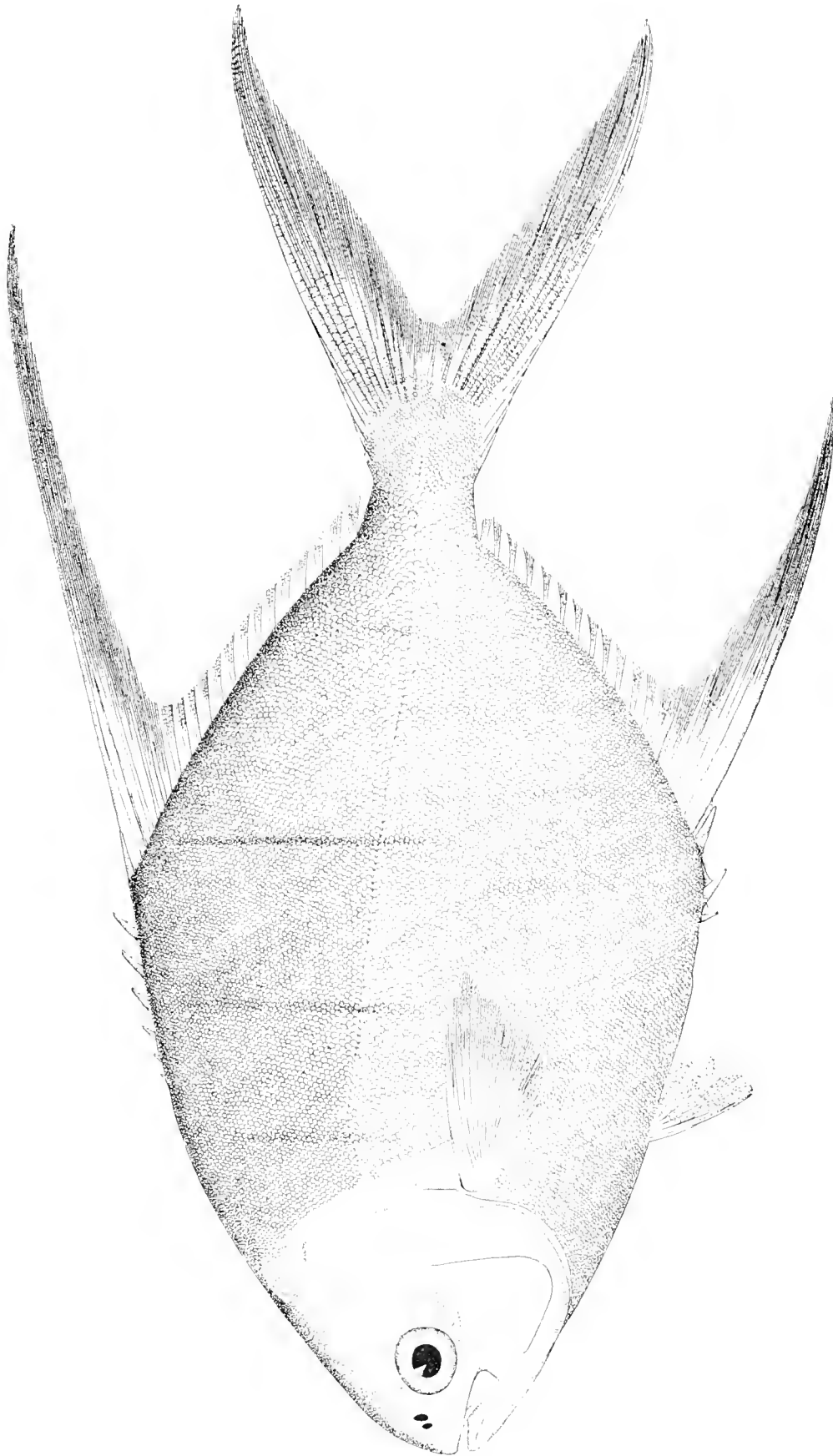
Drawing by H. L. Todd, from No. 15178, U. S. National Museum, collected at Woods Hole, Mass., October 5, 1871, by Prof. S. F. Baird.



THE SHORT POMPANO.

Trachynotus ovatus, (L.), Gthr. (p. 326.)

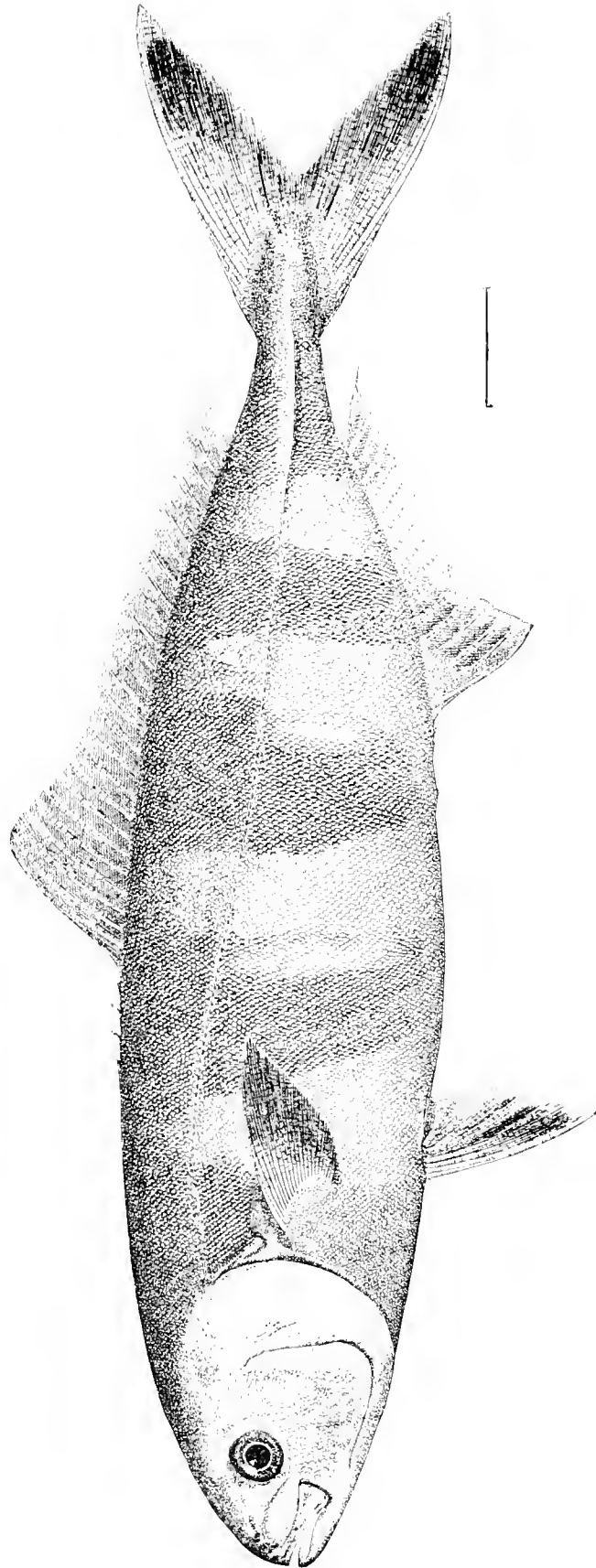
Drawing from No. 3685 U. S. National Museum, collected in Florida by Silas Stearns.



THE BANNER POMPANO.

Trachynotus glaucus, C. & V. p. 326.


Drawing by H. L. Todd, from No. 30176, U. S. National Museum, collected at Pensacola, Fla., January 7, 1882, by Silas Stearns.



THE PILOT-FISH.

Naucrates ductor (L.), Raf. (p. 330.)

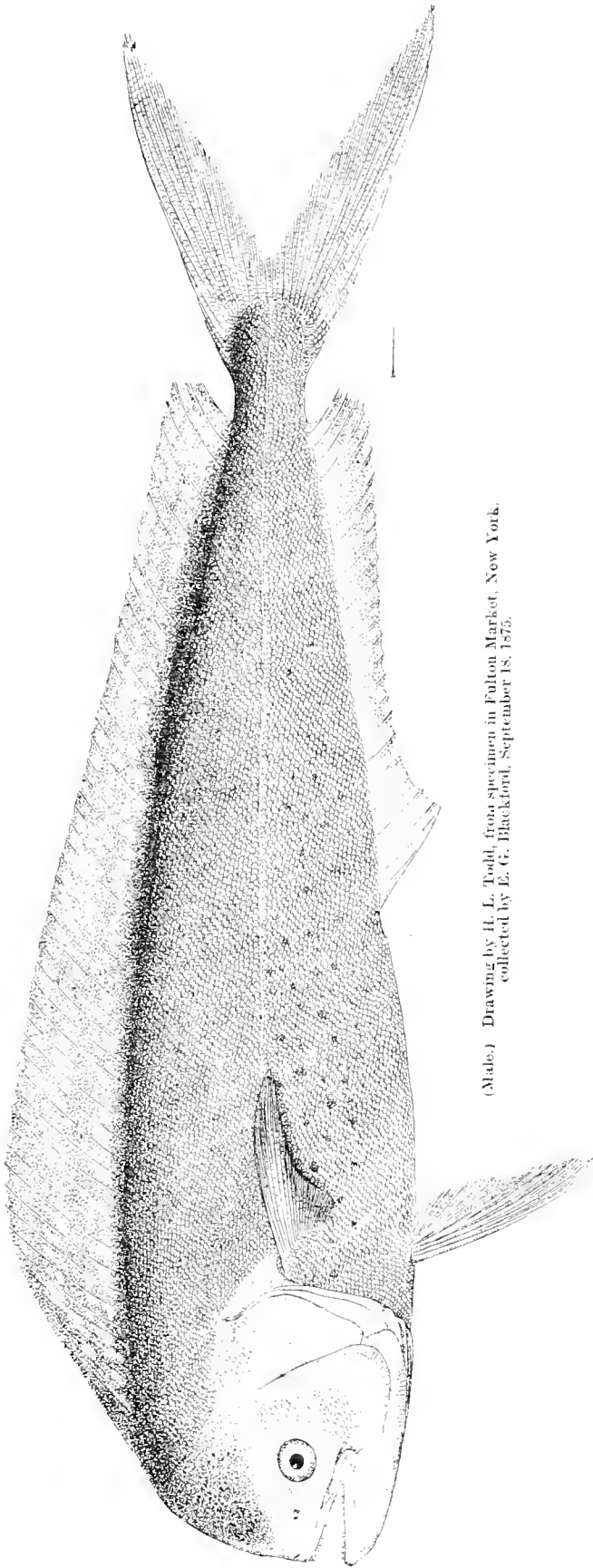
Drawing by H. L. Todd, from No. 53197, U. S. National Museum, collected at New Bedford, Mass., September 27, 1875, by William A. Eansett



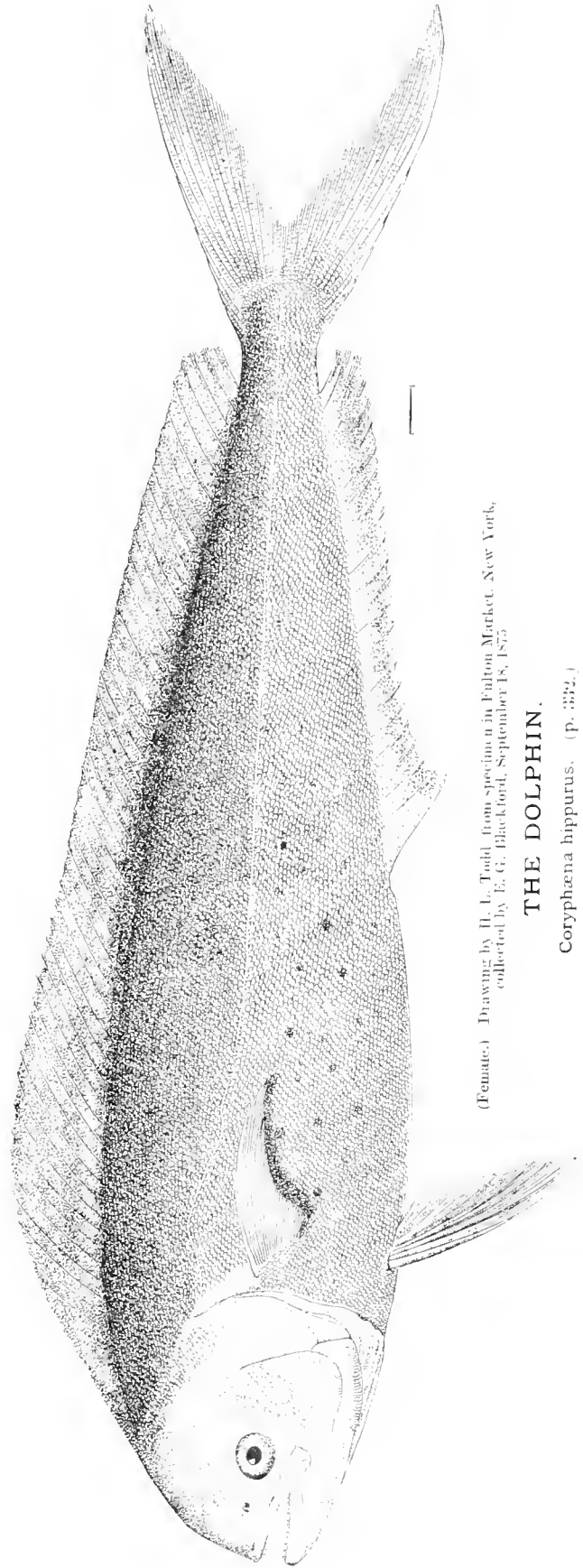
THE CALIFORNIA YELLOW-TAIL OR AMBER-FISH

Seriola dorsalis, C. & V. (p. 331.)

Drawing by H. L. Todd, from No. 2655, U. S. National Museum, collected at San Pedro, Cal., 1880 (by Jordan and Gilbert).



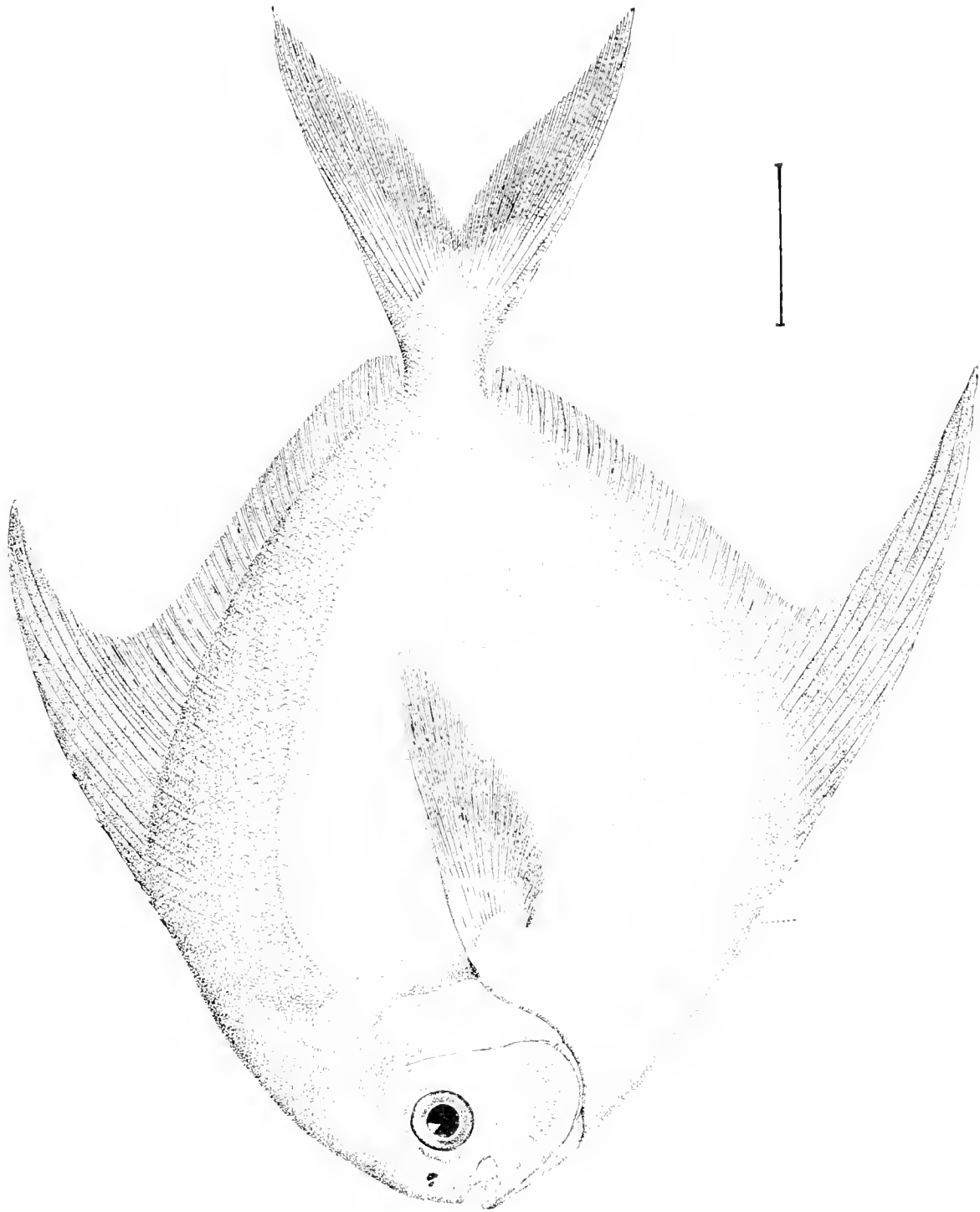
(Male.) Drawing by H. L. Todd, from specimen in Fulton Market, New York, collected by E. G. Blackford, September 18, 1873.



(Female.) Drawing by H. L. Todd, from specimen in Fulton Market, New York, collected by E. G. Blackford, September 18, 1873.

THE DOLPHIN.


Coryphæna hippurus. (p. 332.)



THE HARVEST-FISH.

Stromateus alpidotus (L.), J. & G. (p. 333.)


Drawing by H. L. Todd, from No. 15234, U. S. National Museum, collected at New York by Sutherland.



THE BUTTERFISH OR DOLLAR-FISH.

Stromateus triacanthus, Peck. (p. 333.)

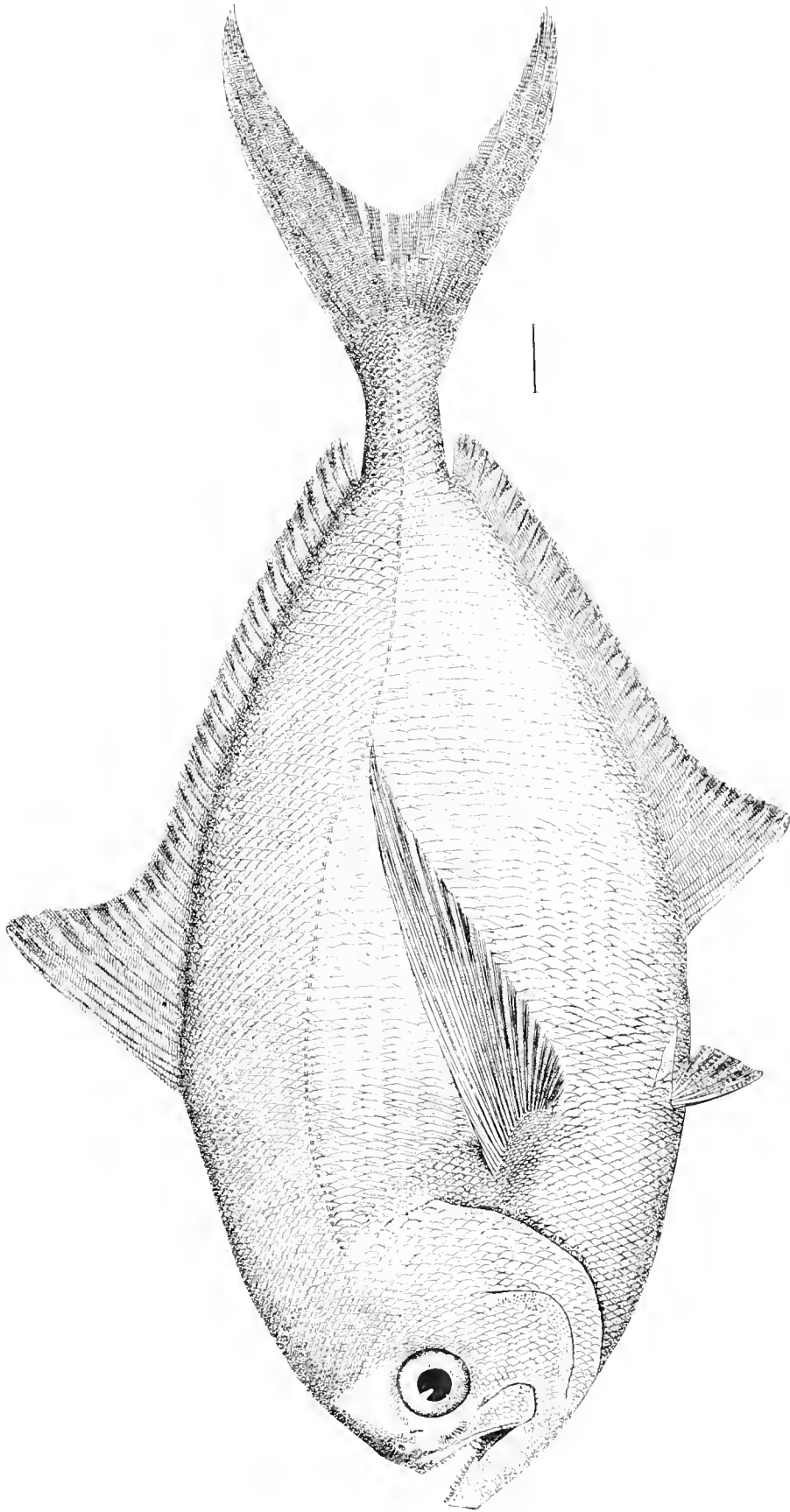
Drawing by H. L. Todd, from No. 787, U. S. National Museum, collected at Bessley's Point, New Jersey, 1858, by Prof. S. F. Baird.



THE LOG-FISH OR BLACK RUDDER-FISH.

Lirus perciformis (Mitch.), J. & G. (p. 331.)


Drawing by H. L. Todd, from No. 22650, U. S. National Museum, collected at Le Have Bank, by Capt. James Hawkins.



THE POMFRET.

Brama Rayi (Bl.), Schn.


Drawing by H. L. Todd from No. 29298 U. S. National Museum, collected at west end of Grand Bank May, 1881, by Capt. Andrew McKinney.



THE BOAR FISH.

Zenopsis ocellatus (Storer), Gill.

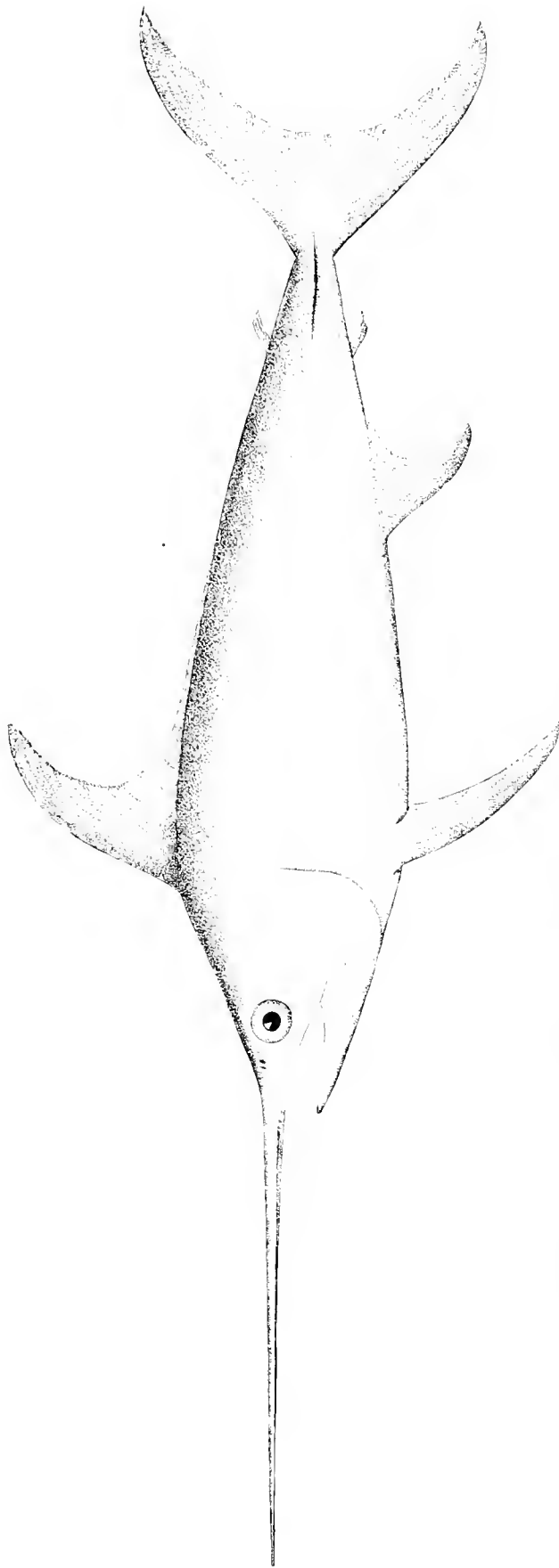
Drawing by H. L. Fould from specimen taken at Provincetown, Mass. in museum of Boston Society of Natural History.



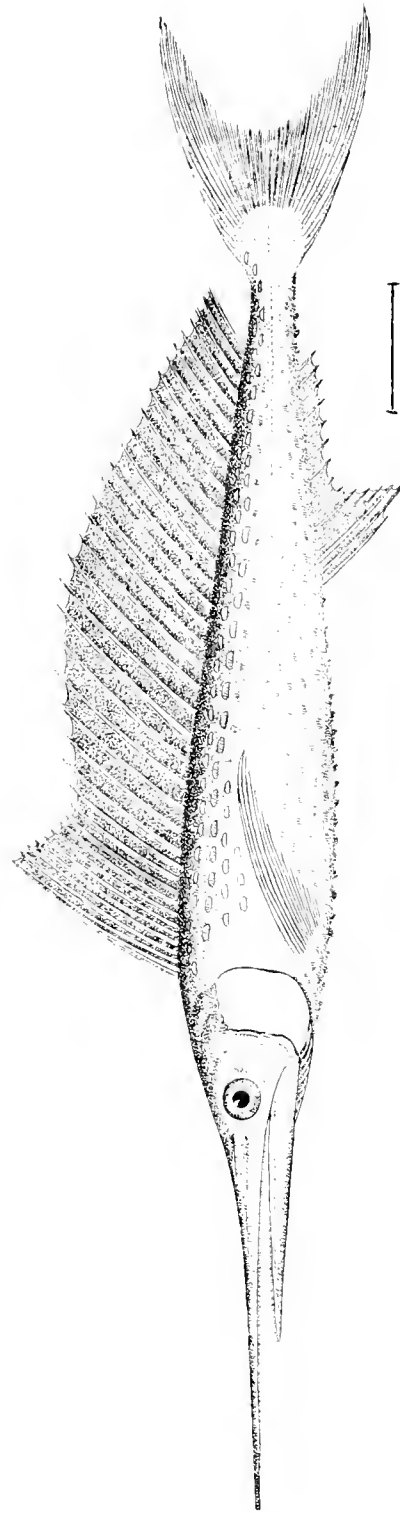
THE CUTLASS-FISH.

Trichiurus lepturus, L. (p. 355.)

Drawing by H. L. Todd, from No. 1563, U. S. National Museum, collected at St. Augustine, Fla., 1877 by Dr. Janeway, U. S. N.



(Adult.) Drawing by H. L. Todd, from No. 16136, U. S. National Museum, collected at New Bedford, Mass., July 17, 1875, by U. S. Fish Commission.



(Young.) Drawing from Plate 225, Cuvier, Histoire des Poissons.


THE SWORDFISH.

Xiphias gladius, L. (p. 336.)



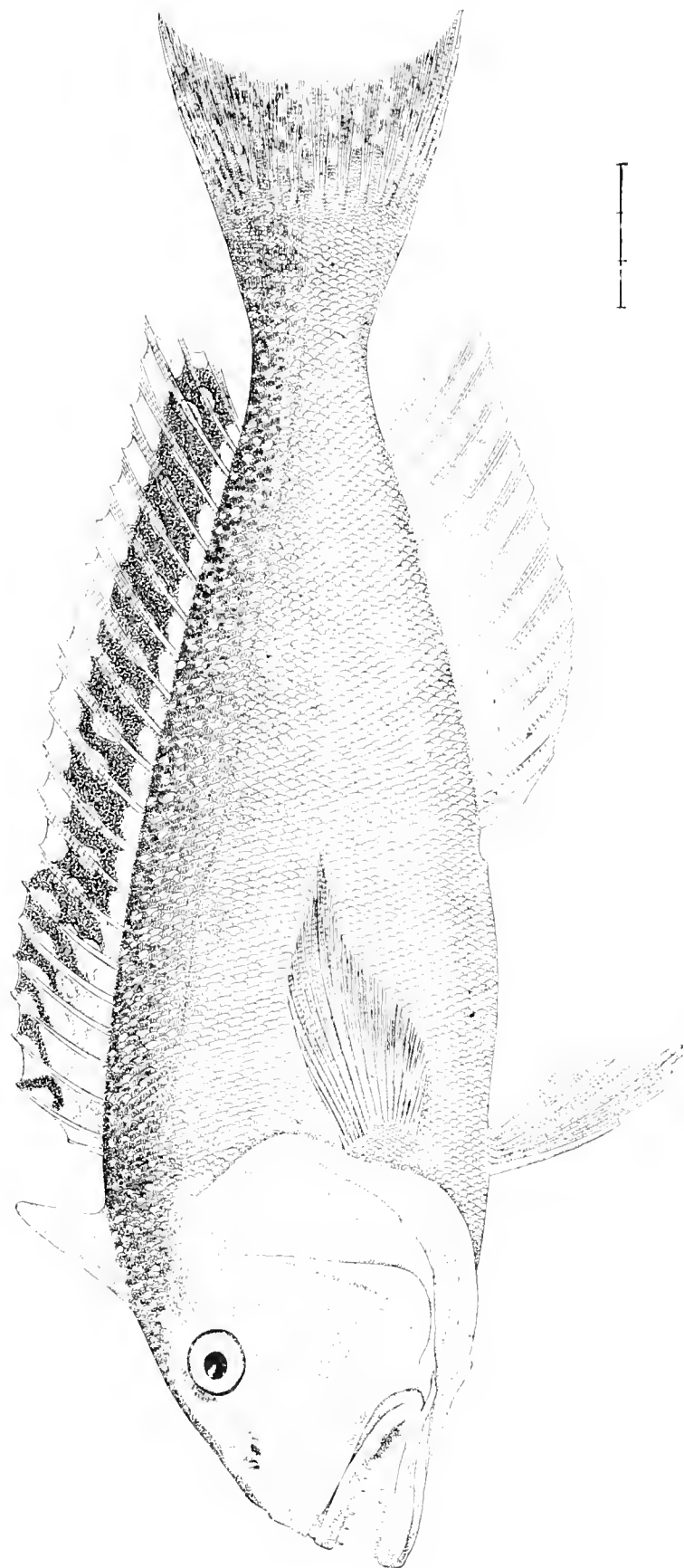
THE SAIL-FISH.

Histiophorus gladius (Brown), Gthr. (p. 356.)



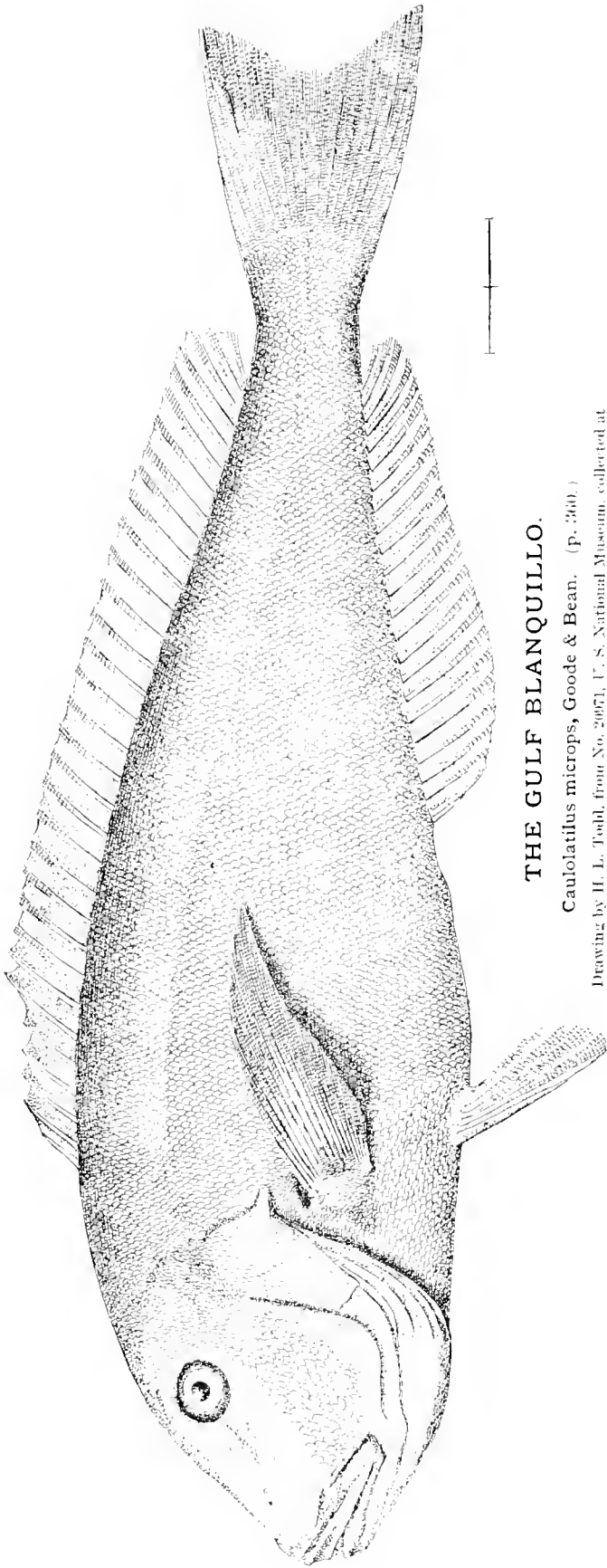
THE SPEAR-FISH.

Tetrapturus albidus, Poey. (p. 358.)



THE TILE-FISH.


Lopholatilus chamaeleonticeps, Goode & Bean. (P. 360).
Drawing by H. L. Todd, from No. 28509 U. S. National Museum, collected 80 miles south by east of No. Man's Land, Mass. by Captain Kirby.



THE GULF BLANQUILLO.

Caulolatilus microps, Goode & Bean. (p. 360.)

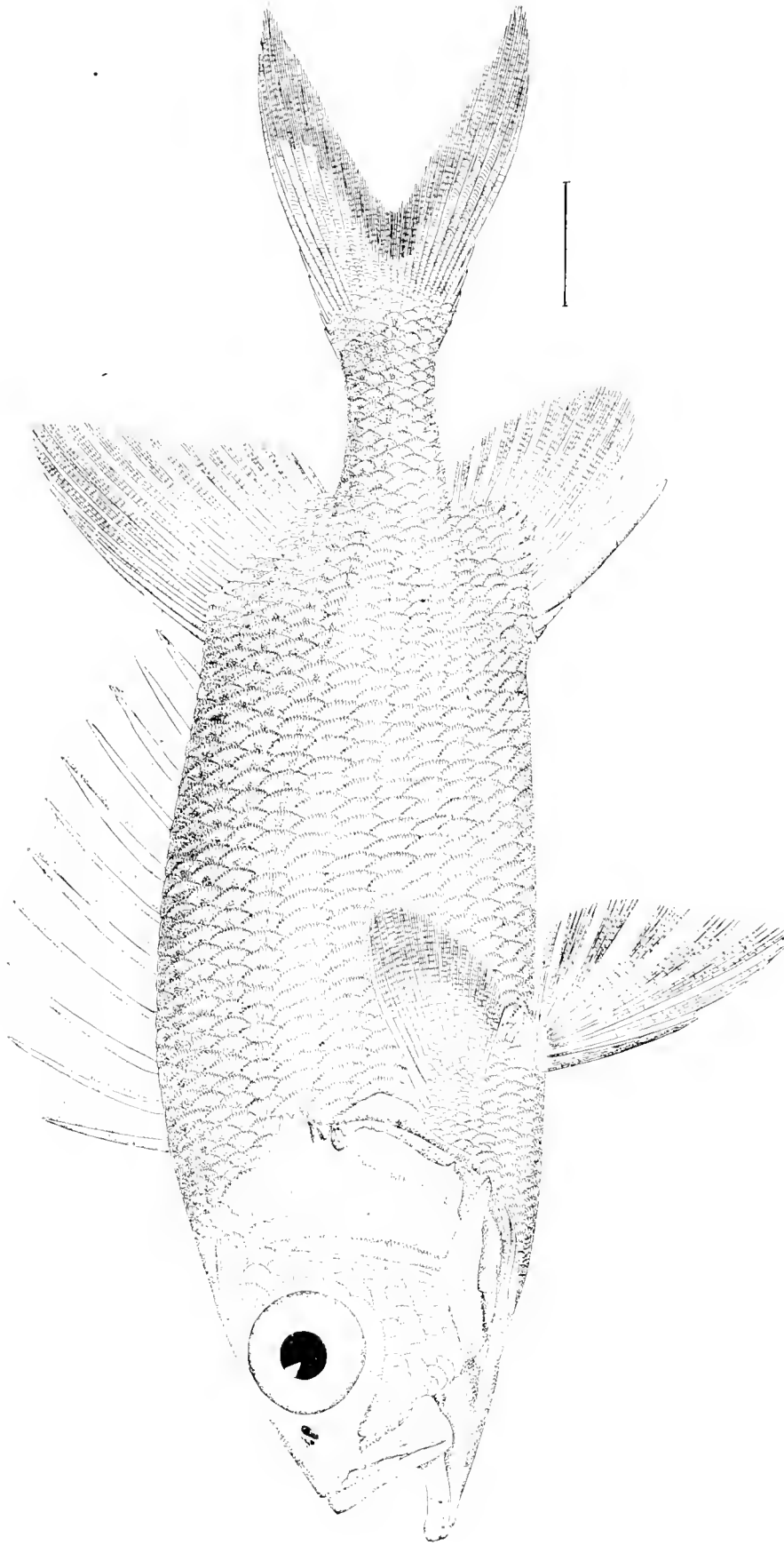
Drawing by H. L. Todd, from No. 26971, U. S. National Museum, collected at Pensacola, Fla., March 18, 1878, by Silas Steadus.



THE RONCHIL.

Bathymaster signatus, Cope. (p. 361.)


Drawing by H. L. Todd, from No. 27646, U. S. National Museum, collected off the Shumagin Islands, Alaska, by E. P. Herendeen.



THE SQUIRREL-FISH.

Holocentrum pentacanthum (Bloch), Vail & Bocourt. (p. 351.)

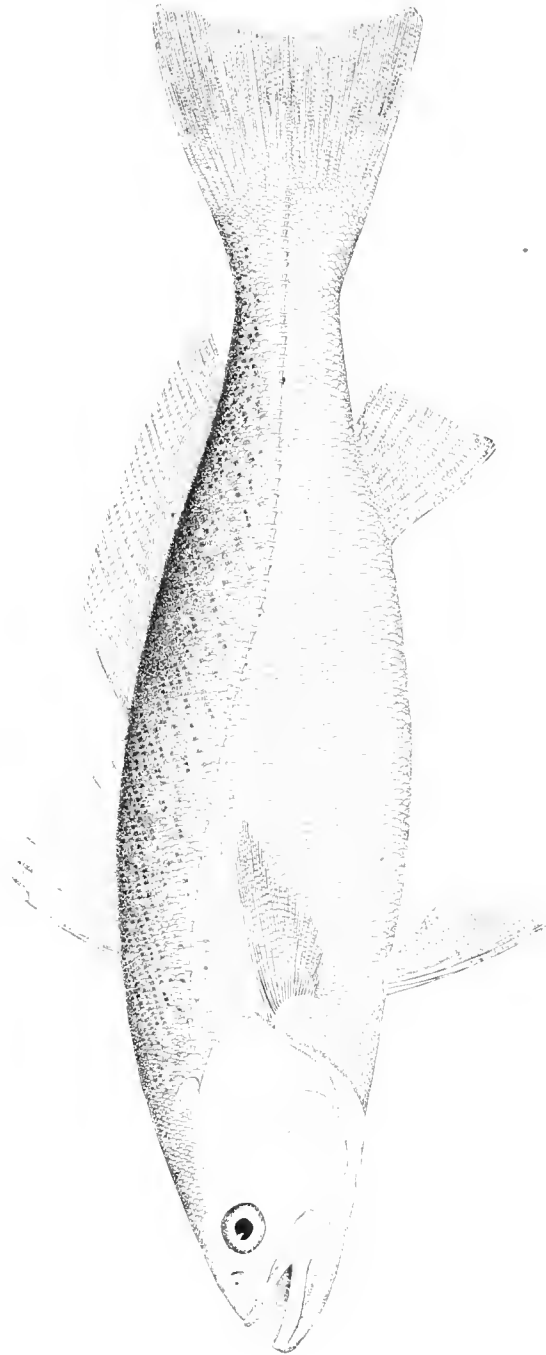
Drawing by H. L. Toid from No. 26589, U. S. National Museum, collected at Key West, Fla., 1880, by Silas Streights.



THE SPOTTED SQUETEAGUE OR SOUTHERN "SEA TROUT."

Cynoscion maculatum (Mitch.), Gill. (p. 362.)


Drawing by H. L. Todd, from No. 15069, U. S. National Museum, collected at Norfolk, Va., 1872, by Mr. Sibley.



THE COMMON SQUETEAGUE.

Cynoscion regale (Schn.), Gill. (p. 362.)

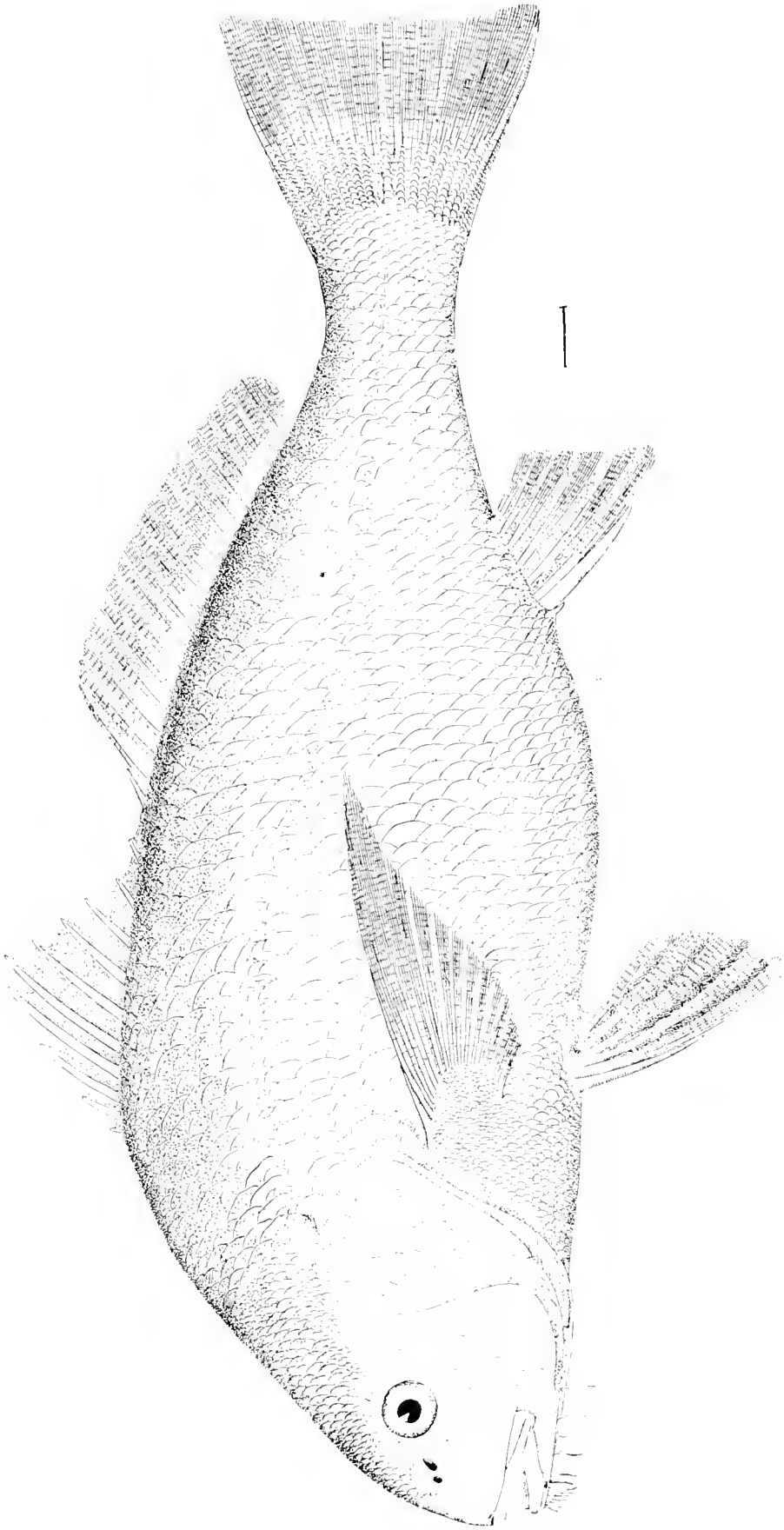
Drawing by H. L. Todd, from No. 10421, U. S. National Museum, collected at Wood's Holl, Mass., 1871, by the U. S. Fish Commission.



THE DRUM. (Young.)

Pogonias chromis (L.), C. & V. (p. 367.)

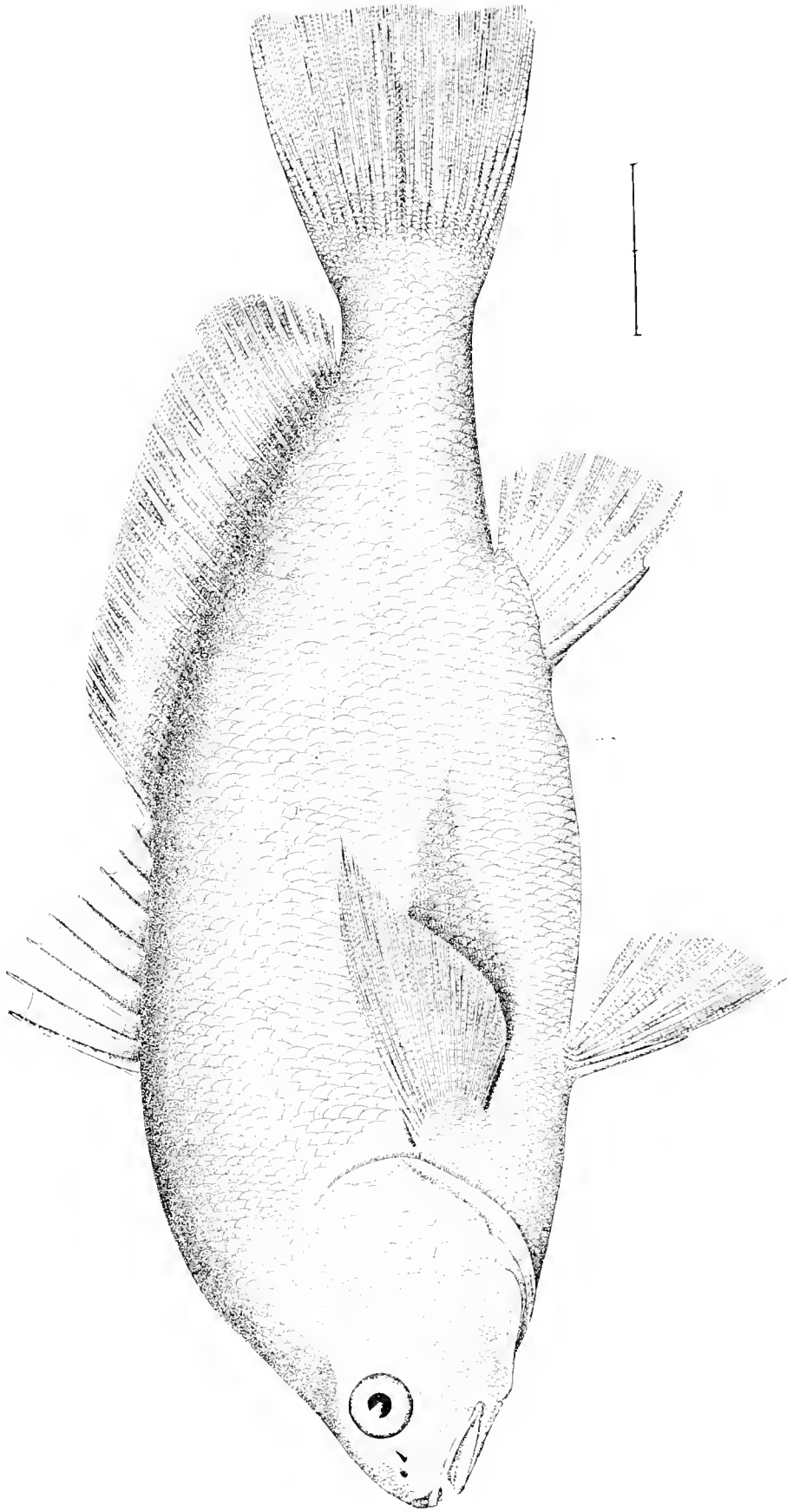
Drawing by H. L. Todd from No. 18036, U. S. National Museum, collected at Matanzas River Inlet, Florida, February, 1877, by John C. Willets.



THE DRUM. (Adult.)

Pogonias chromis (L., C. & V. p. 367.)

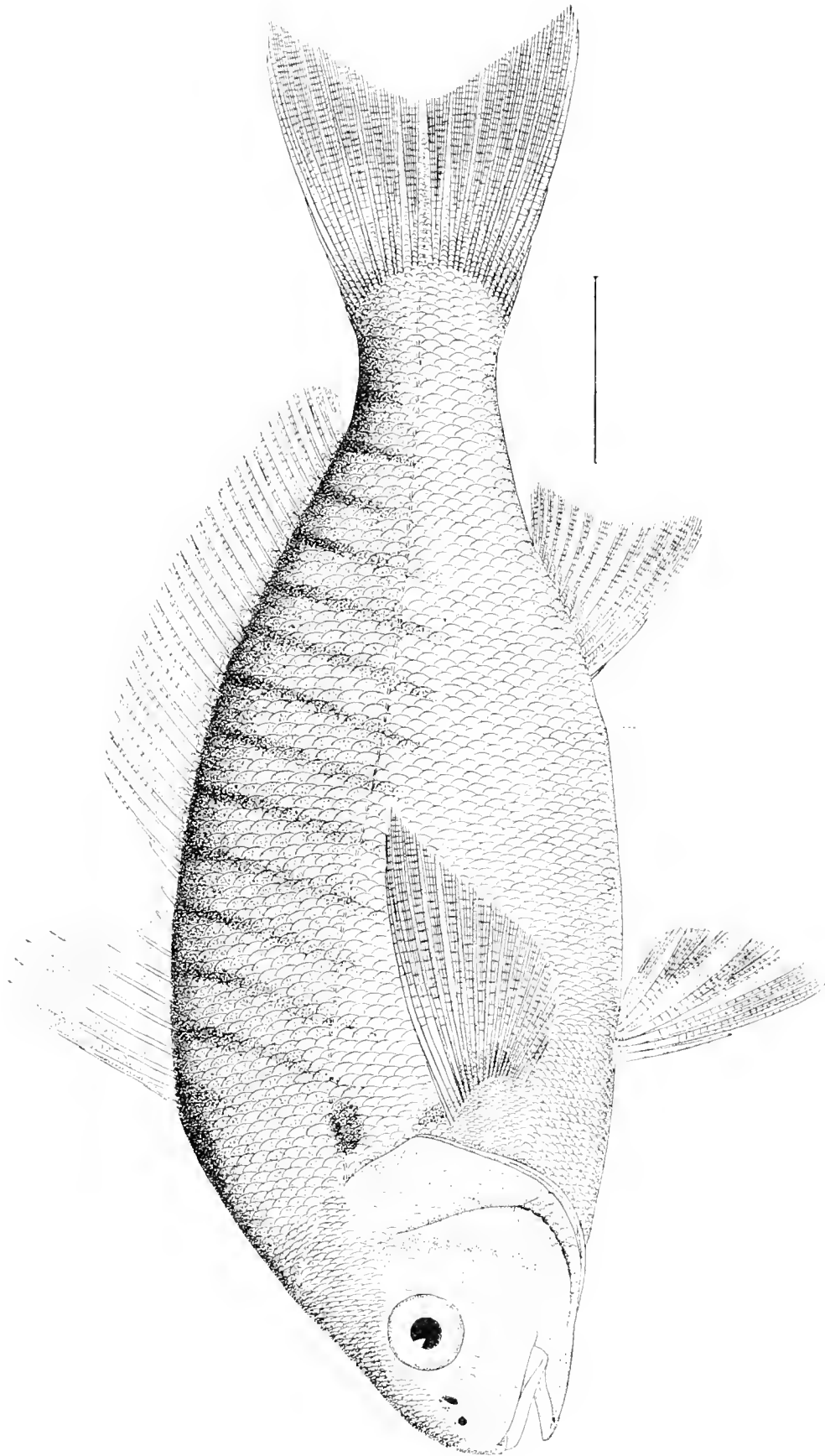
Drawing by H. L. Todd, from No. 2266, U. S. National Museum



THE FRESH-WATER DRUM OR GASPERGOU.

Halpoidonotus grunniens, Raf. (p. 370.)

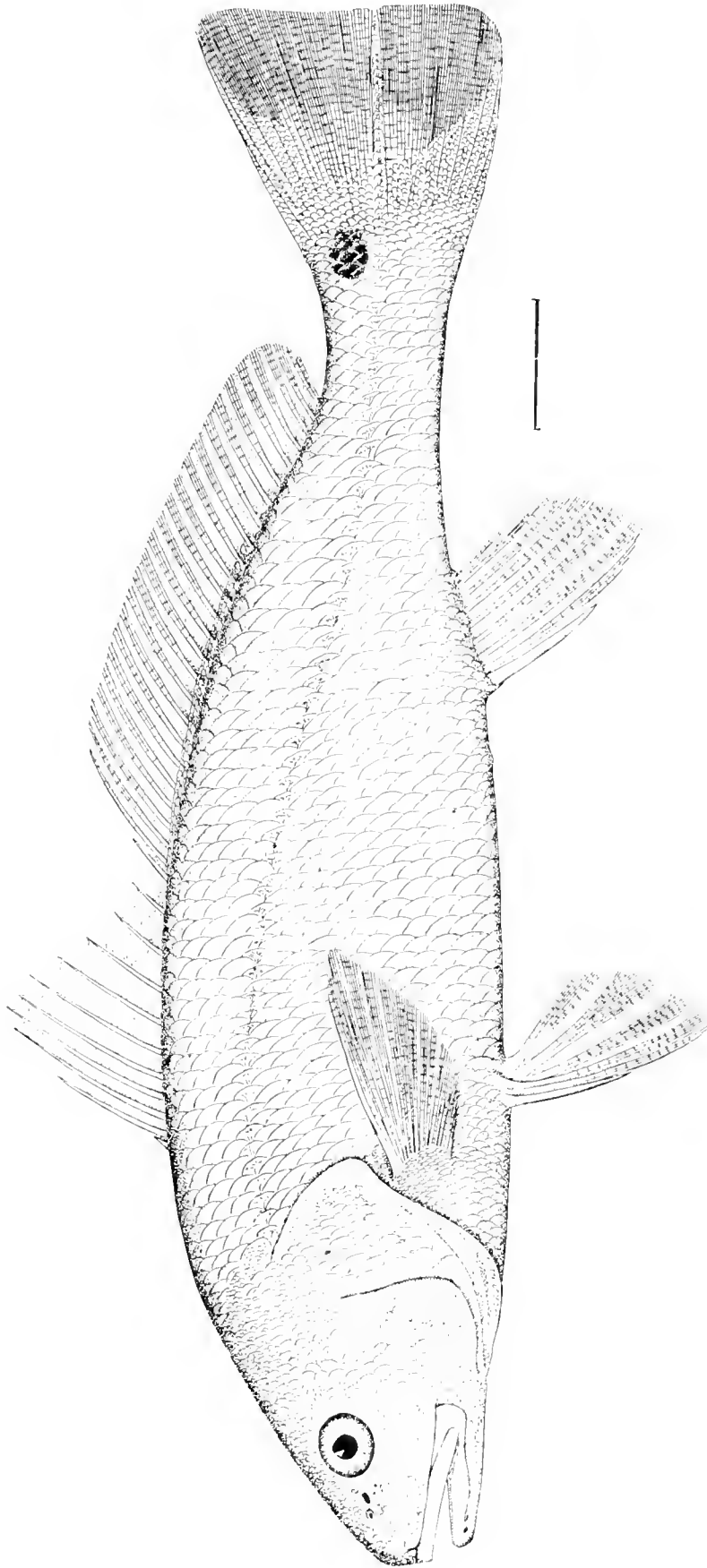
Drawing by H. L. Todd, from No. 10512, U. S. National Museum, collected at Ecorse, Mich., by J. W. Milner.



THE SPOT OR "GOODY."

Liostomus xanthurus, Lac. p. 370.

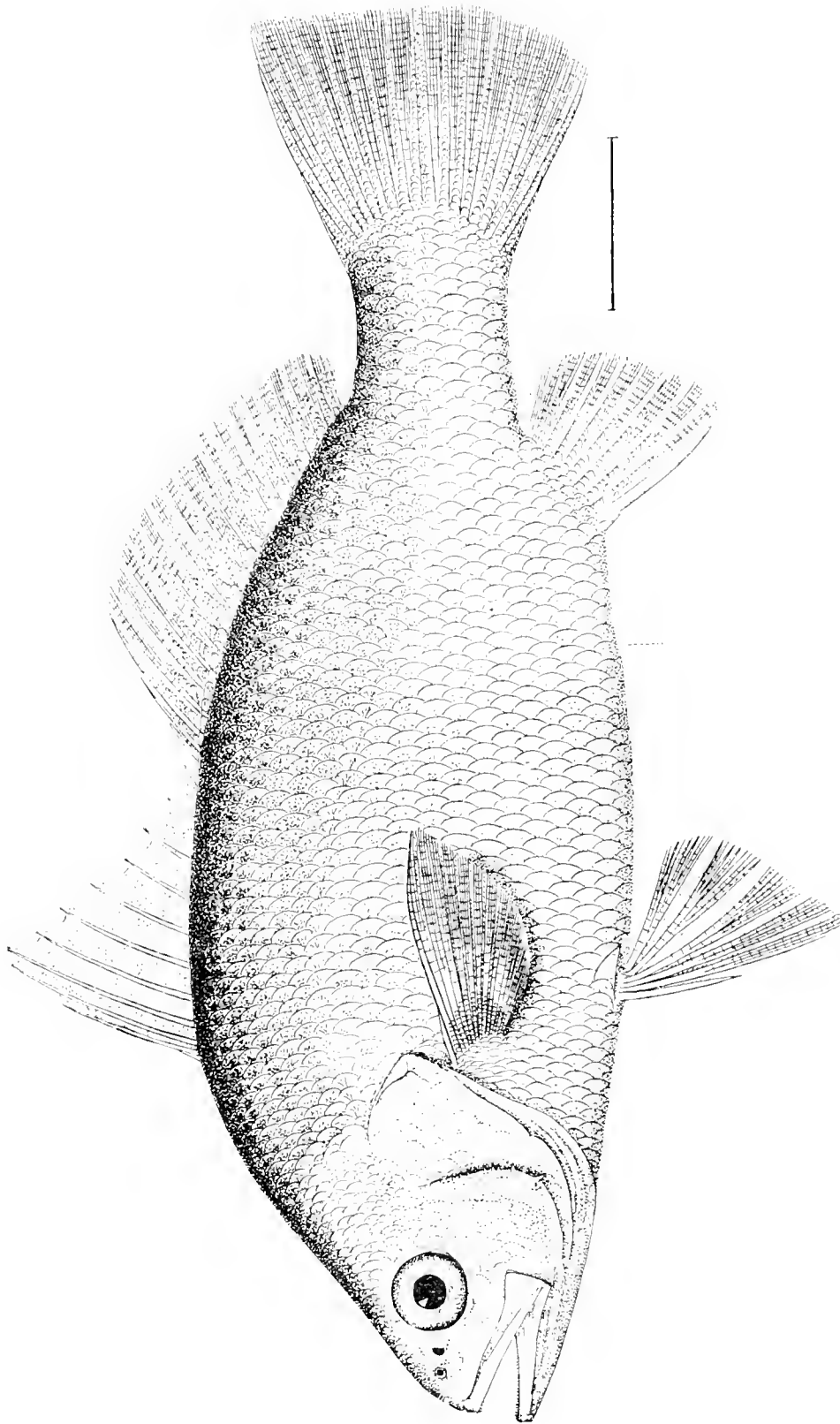
Drawing by H. L. Todd, from No. 20222, U. S. National Museum, collected at Newport, R. I., November, 1875, by Samuel Powell.



THE RED-FISH OR BASS OF THE SOUTH.

Sciaenops ocellatus (L.), Gthr. (p. 371.)

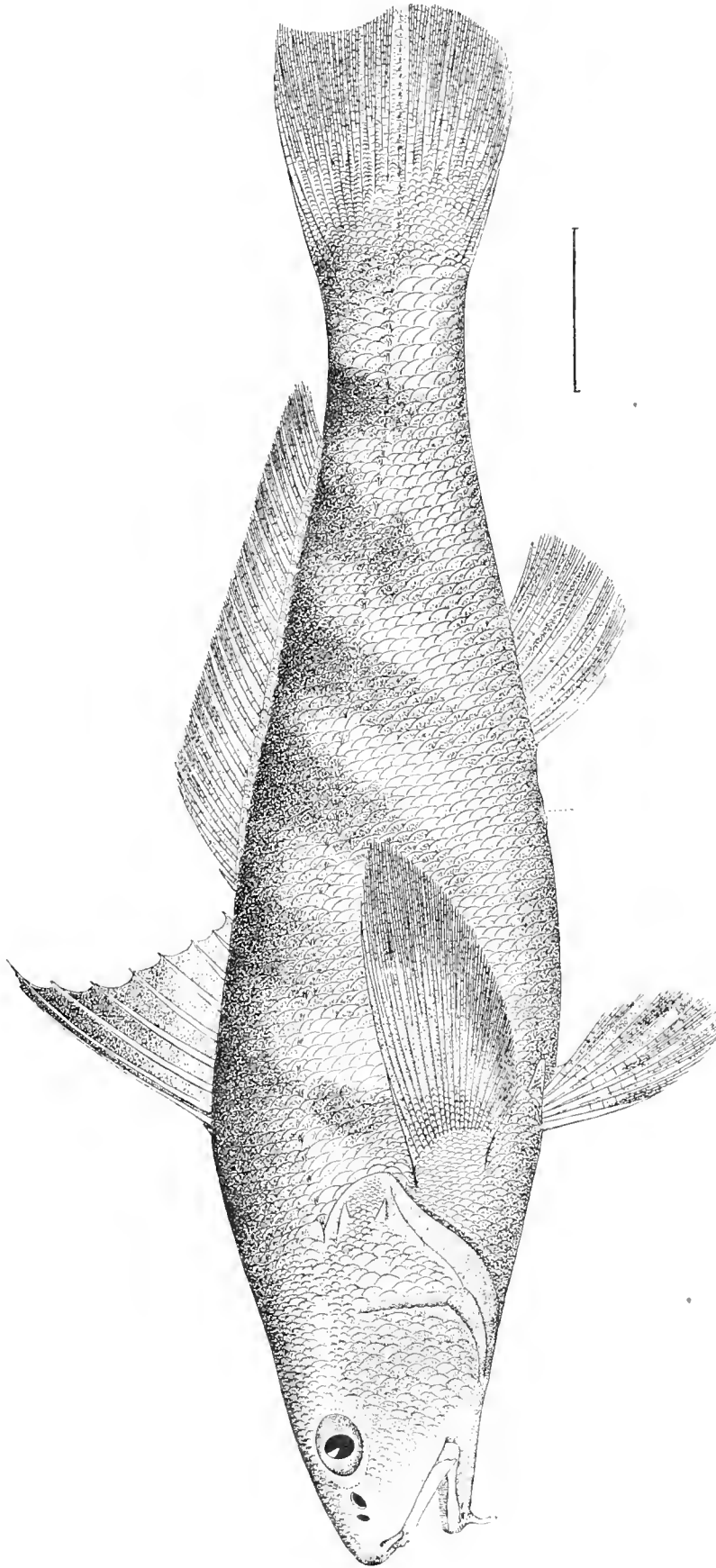
Drawing by H. L. Todd from No. 622 U. S. National Museum, collected at Indianola, Tex. 1858, by Major Emory.



THE YELLOW TAIL.

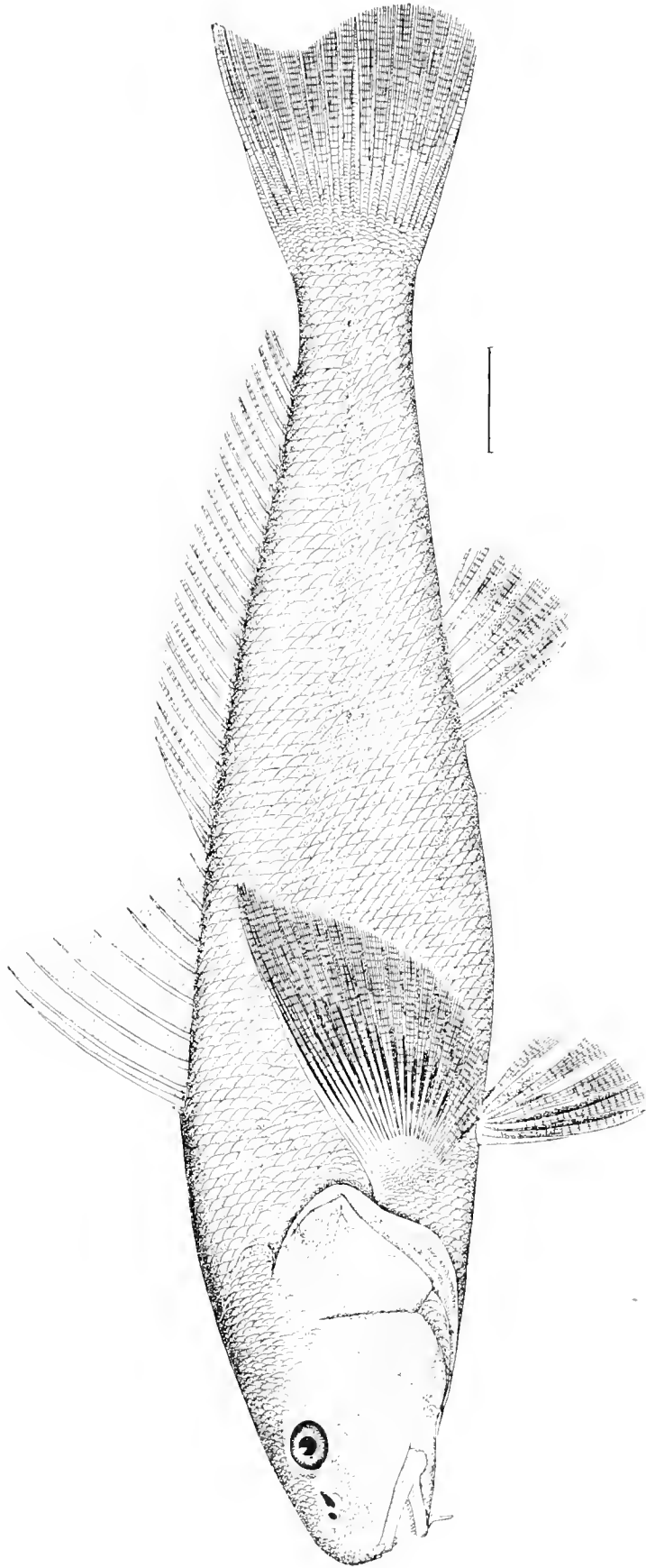
Bairdiella chrysura Lac. v. p. 375.

Drawing by H. L. Todd from No. 771 U. S. National Museum collected at Hedges' s Four New Jersey, 1858, by Prof. S. F. Baird



THE KINGFISH OR SEA MINK.


Menticirrhus nebulosus (Mitch.), Gill. (p. 375.)
Drawing by H. L. Todd from No. 23403. U. S. National Museum, collected at Charleston Harbor, South Carolina, March 25, 1850, by R. E. Earle.



THE CAROLINA WHITING.

Menticirrhus alburnus (L.), Gill. (p. 376.)


Drawing by H. L. Iodd, from No. 22832, U. S. National Museum, collected at Pensacola, Fla., 1878, by Silas Stearns.



THE CROAKER.

Micropogon undulatus (L.), C. & V. (p. 378.)

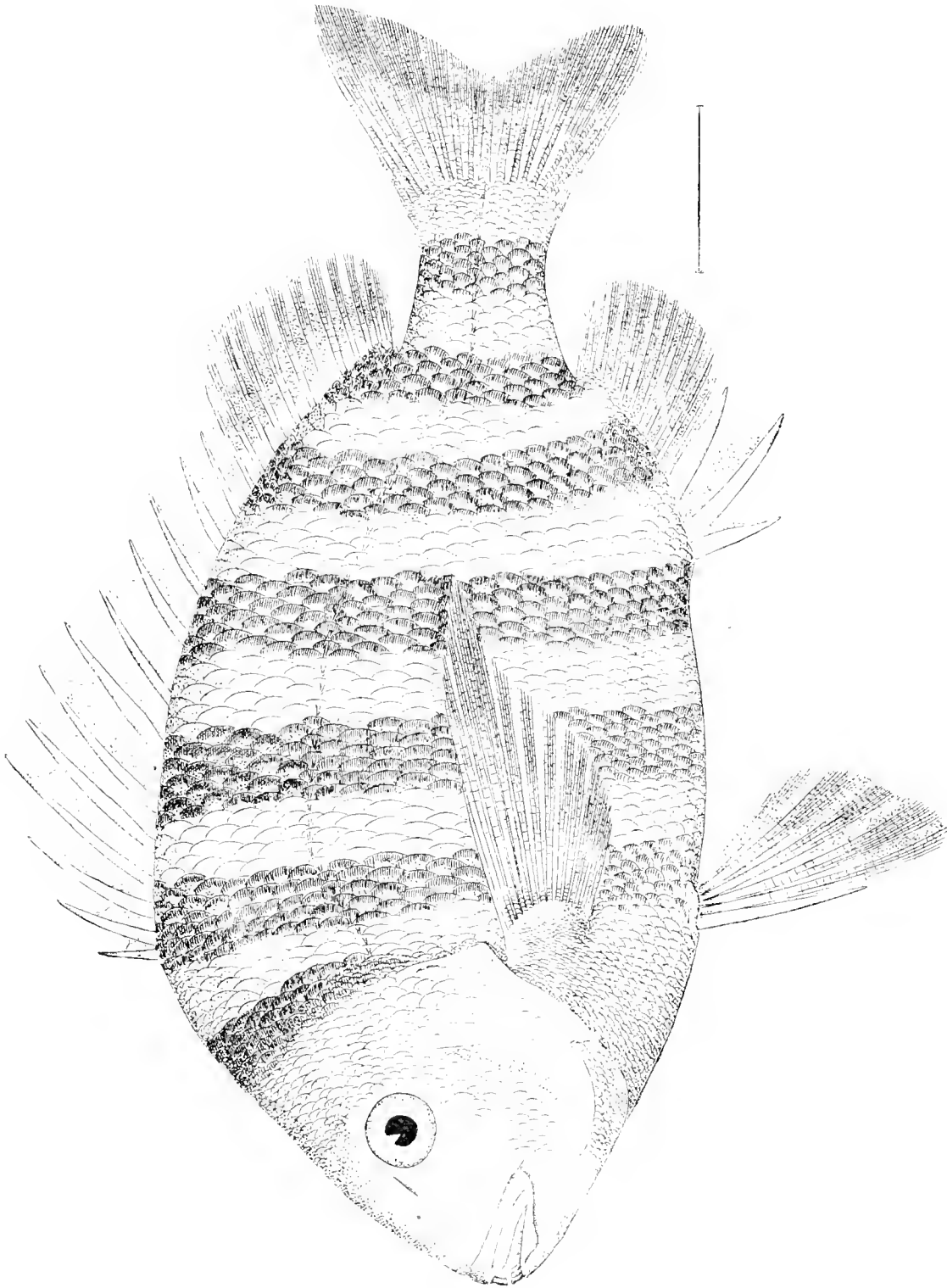
Drawing by H. L. Toul, from No. 2674, U. S. National Museum, collected at Newport, R. I., 1877, by Samuel Powel.



THE RONCADOR.

Roncador Stearnsii (Steindachner), J. & G. (p. 379.)

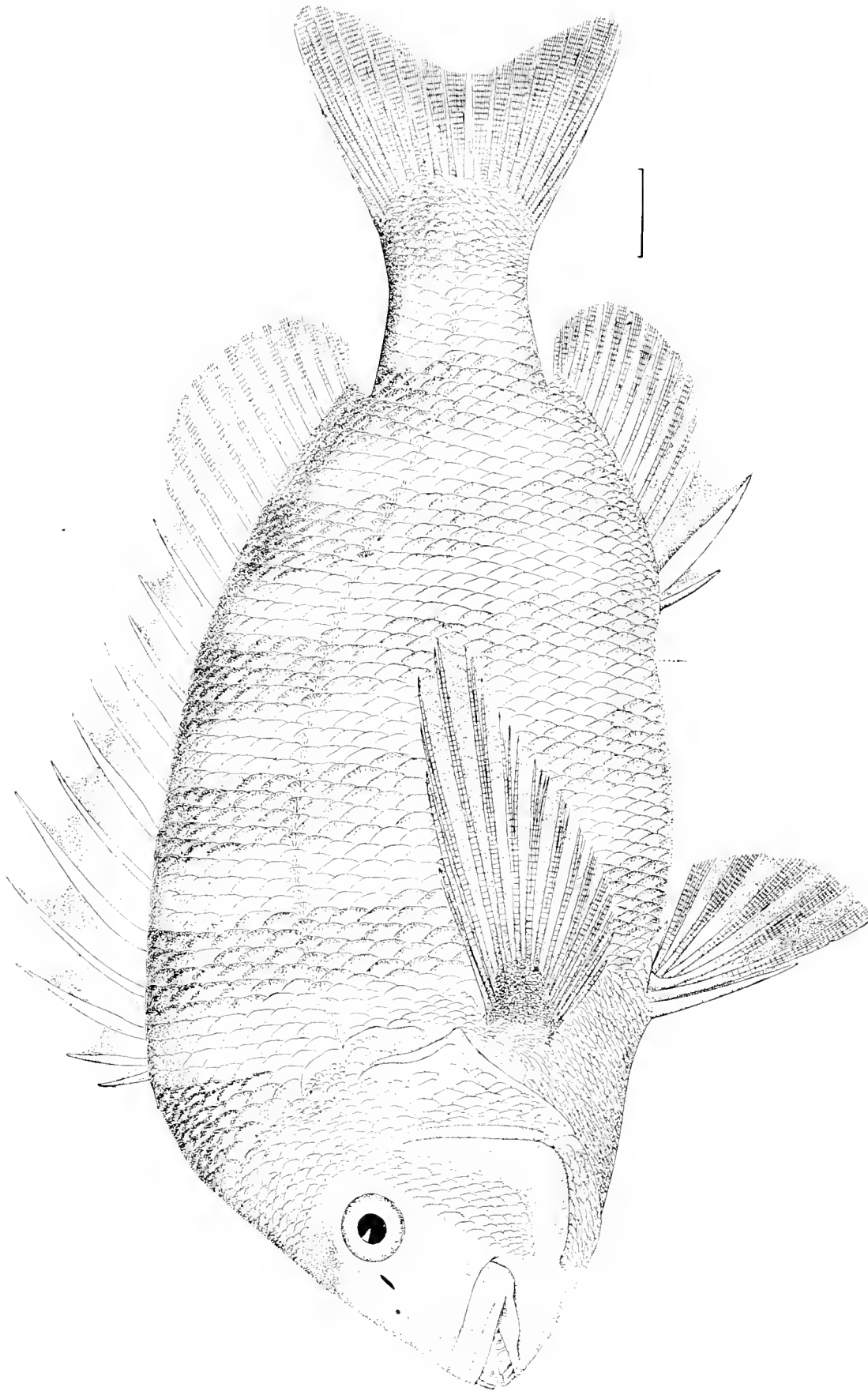
Drawing by H. L. Todd, from No. 26864, U. S. National Museum, collected at Santa Barbara, Cal., 1880, by Prof. D. S. Jordan



THE SHEEP'S-HEAD. (Young.)

Diplodus probatocephalus (Walb.), J. & G. (p. 381.)

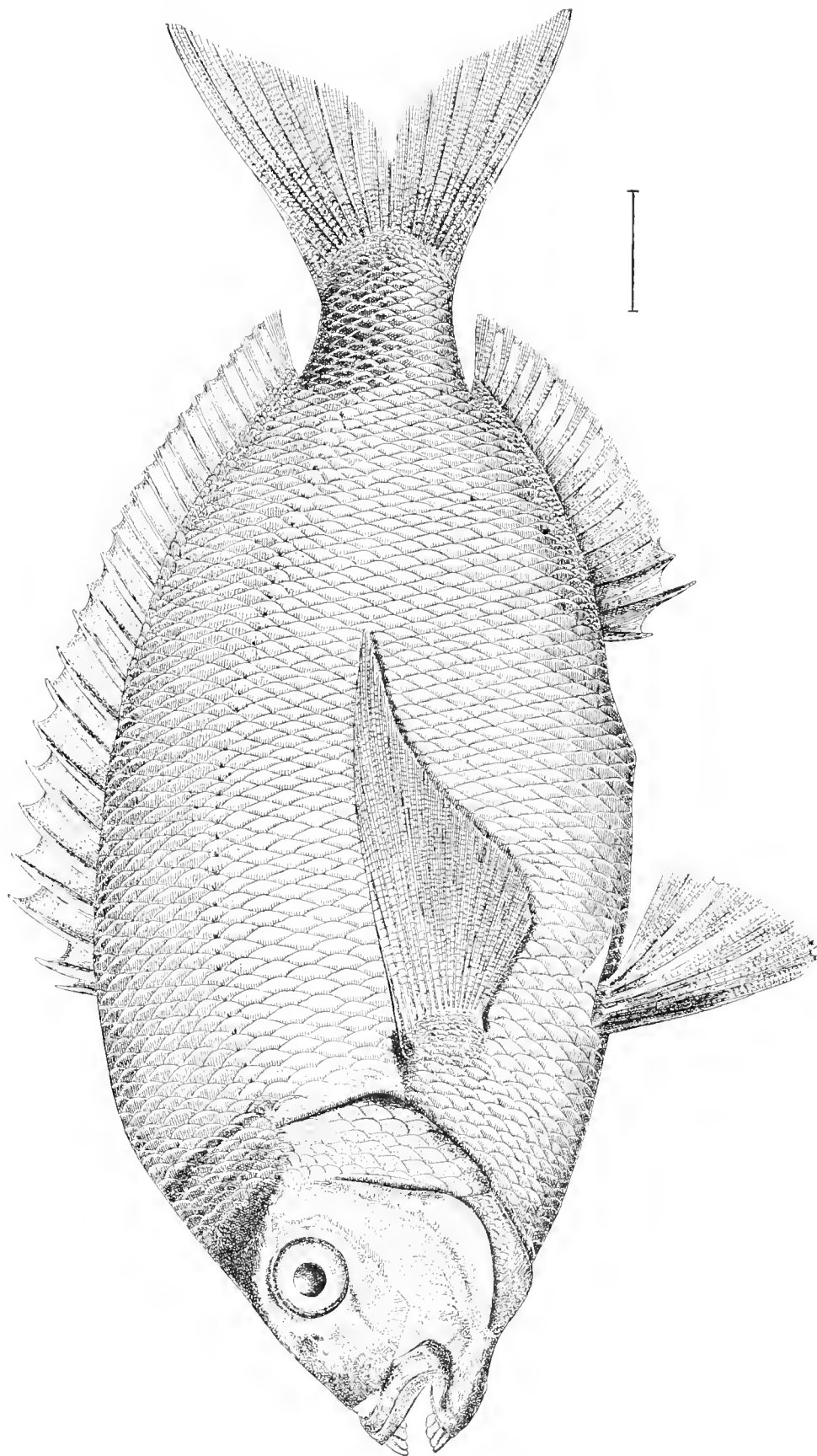
Drawing by H. L. Todd, from specimen in U. S. National Museum.



THE SHEEP'S-HEAD. (Adult.)

Diplodus probatocephalus (Walb.), J. & G. (p. 351.)

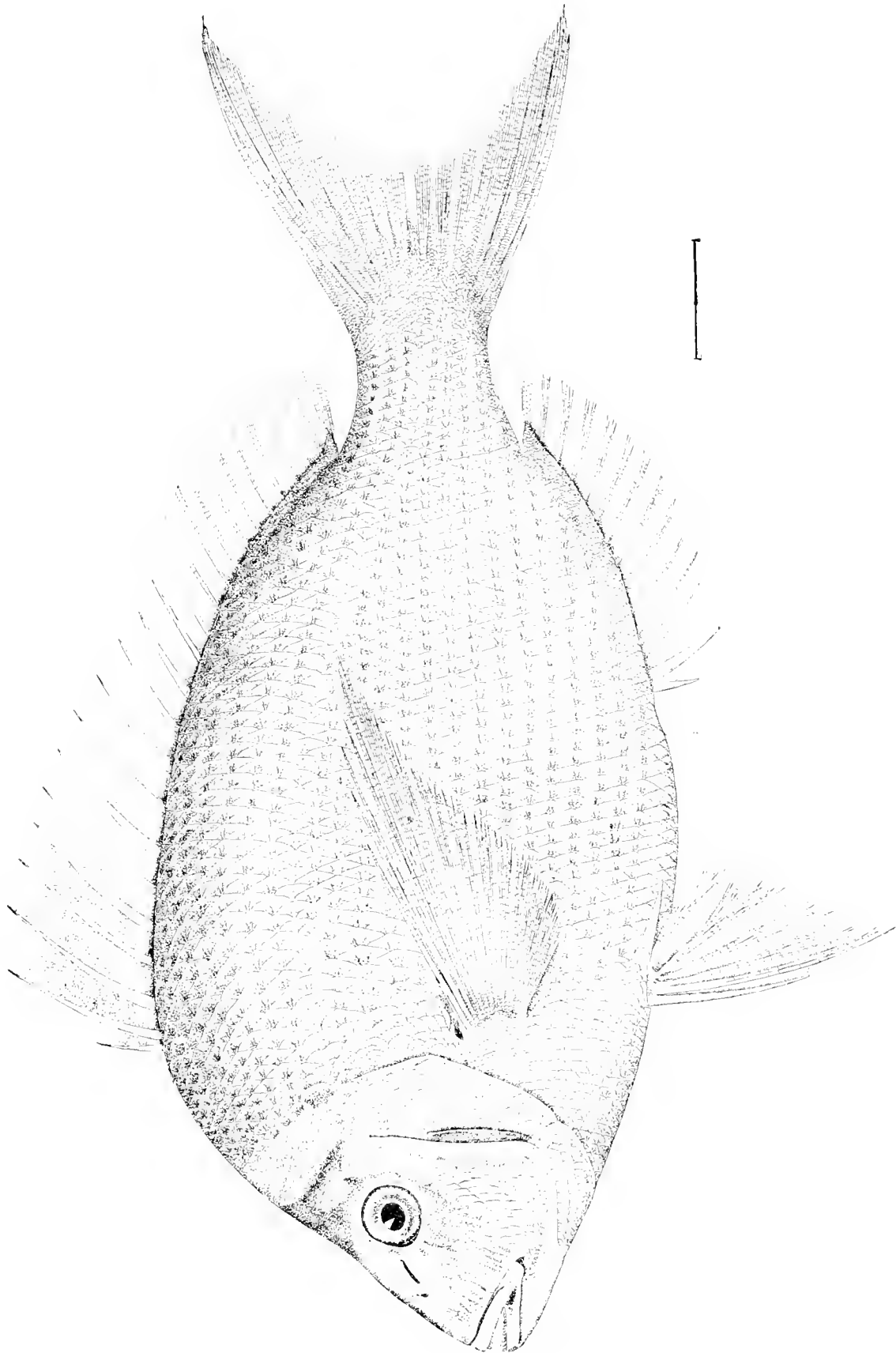
Drawing by H. L. Todd, from specimen in U. S. National Museum.



THE CHARLESTON BREAM OR PIN-FISH.

Diplodus Holbrookii, Bean. (p. 376.)

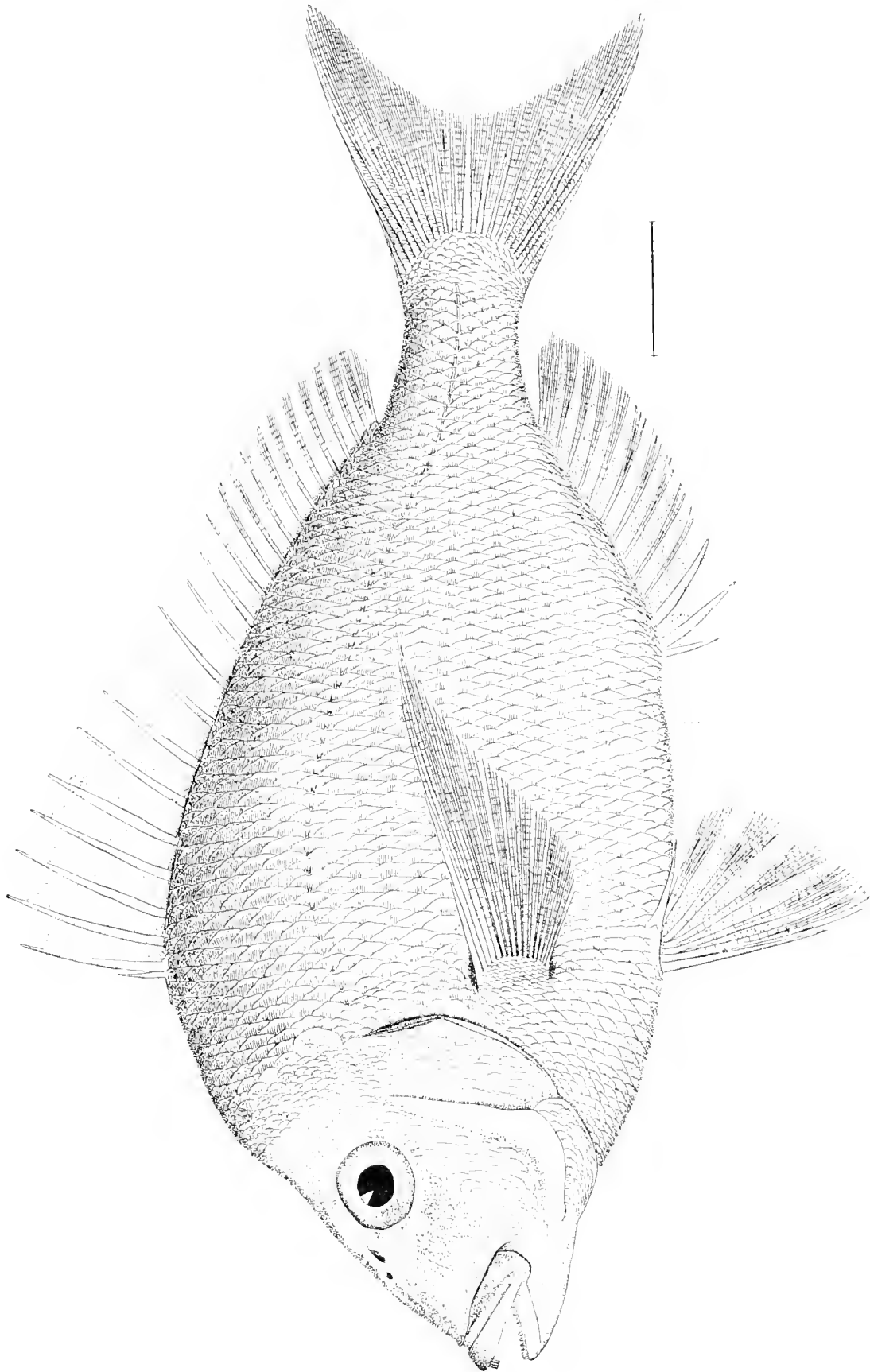
Drawing by H. L. Todd, from No. 29679, U. S. National Museum, collected at Charleston, S. C., March 29, 1878, by G. Brown Goode.



THE SCUPPAUG, SCUP, OR NORTHERN PORGY.

Stenotomus chrysops (Mitch.), Bean. (p. 386.)


Drawing by H. L. Todd, from No. 10423, U. S. National Museum, collected at Wood's Holl, Mass., 1871, by Prof. S. F. Baird.



THE SOUTHERN SCUP.

Stenotomus Gardeni, Bean - *S. aculeatus*, ?). (p. 37.)

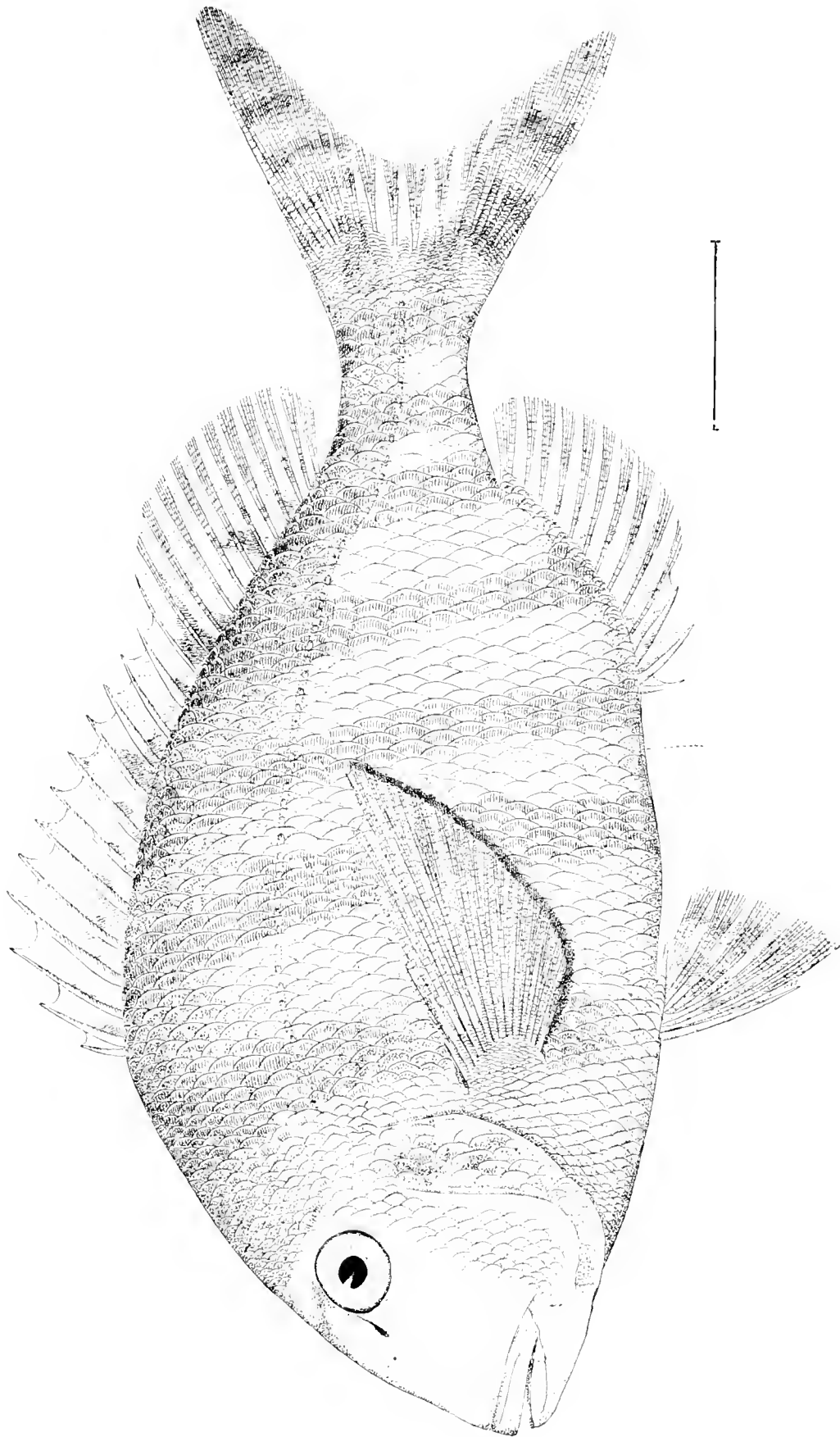
Drawing by H. L. Todd, from specimen collected at Charleston, S. C., by G. Brown Gaudie.



THE GULF SCUP OR GOAT'S HEAD PORGY.

Stenotomus caprinus, Goode & Bean. (p. 393.)

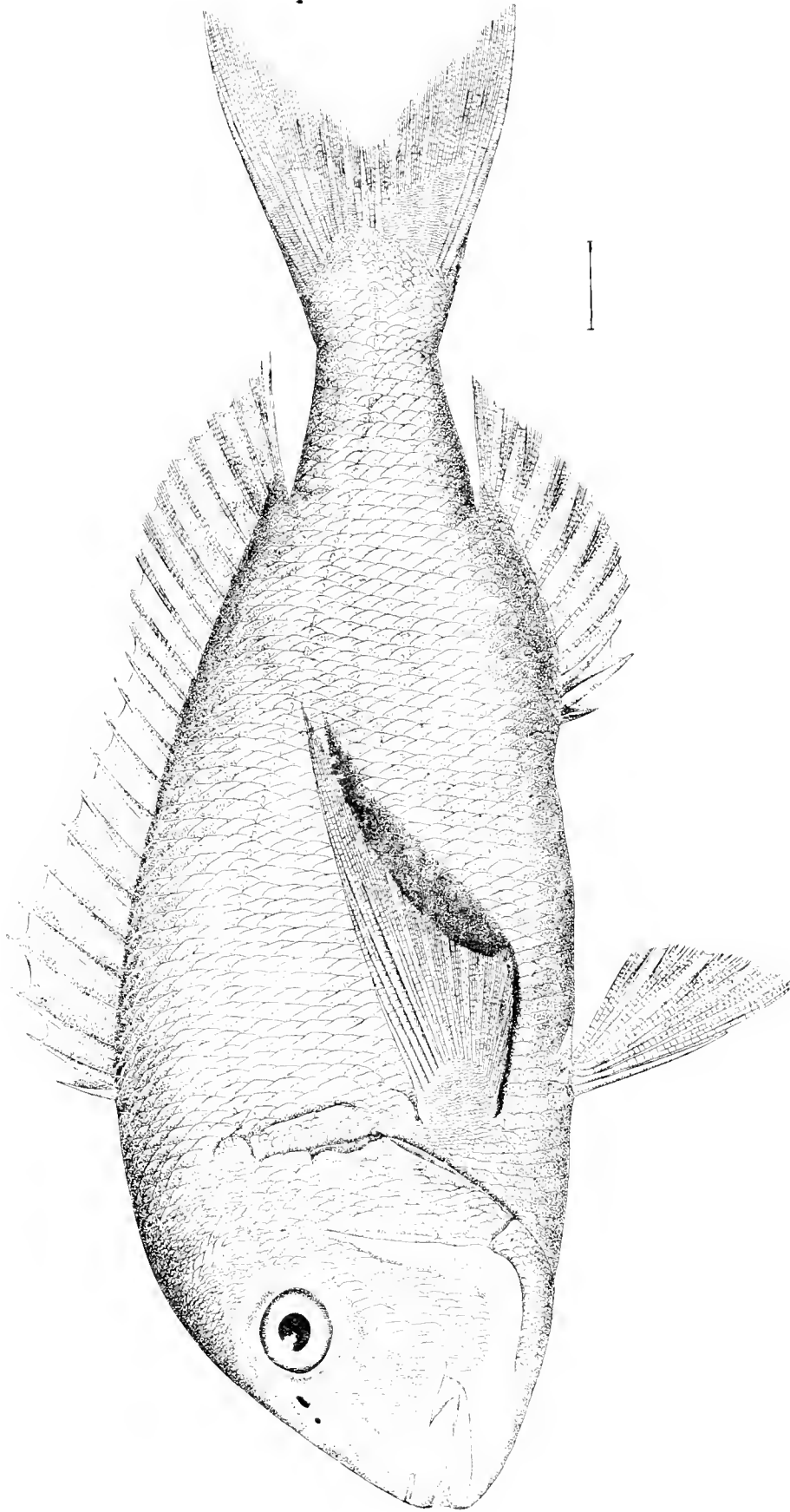
Drawing by H. L. Todd, from No. 32983, U. S. National Museum, collected at Pensacola Fla., by Silas Stearns



MILNER'S PAGELLUS.

Pagellus milneri, Goode & Bean.

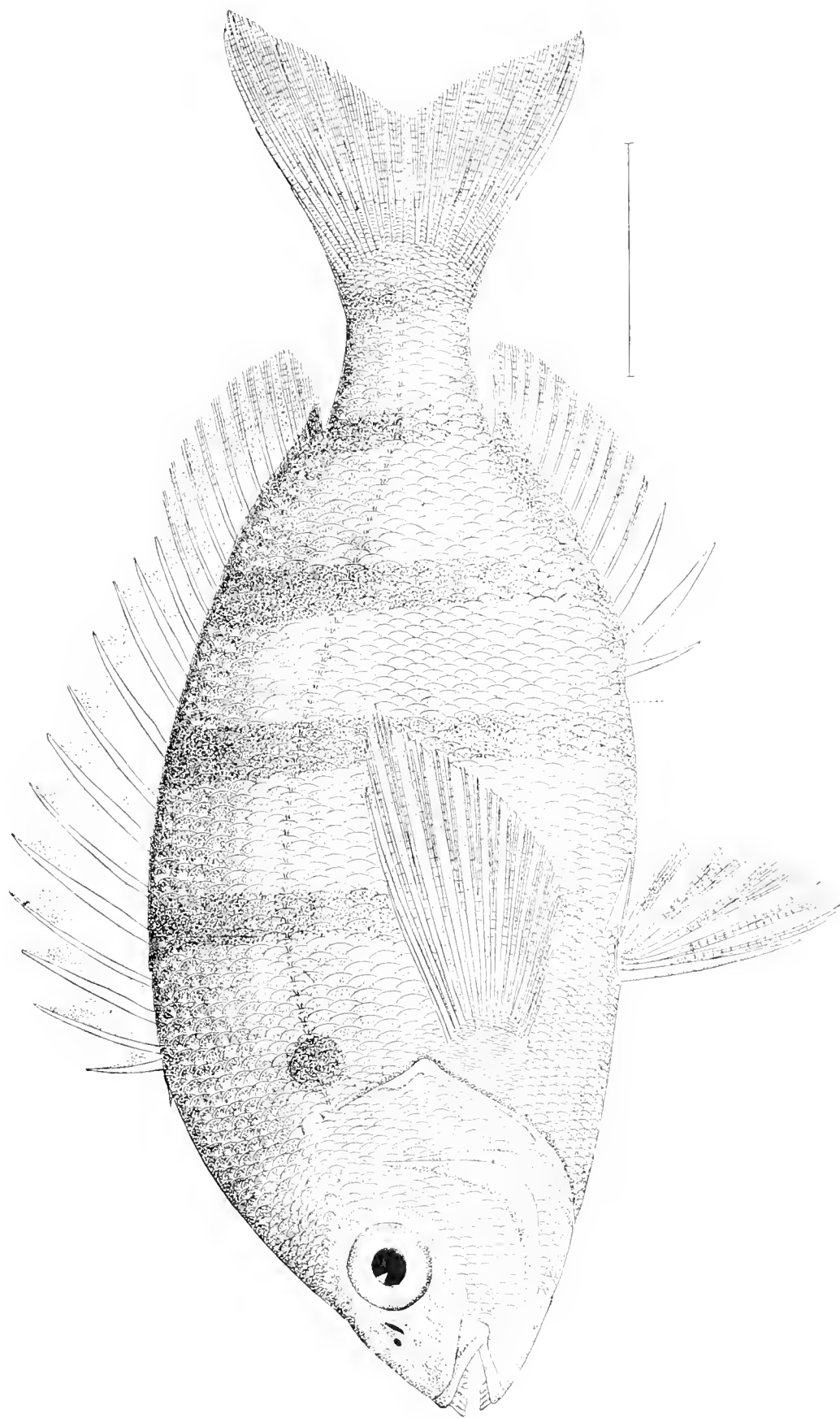
Drawing by H. L. Todd, from No. 6134, U. S. National Museum, collected at Charlotte Harbor, Fla., by C. B. Baker.



THE MARGATE FISH, BASTARD SNAPPER, OR CHARLESTON "PORGY."

Sparus pagrus, L.

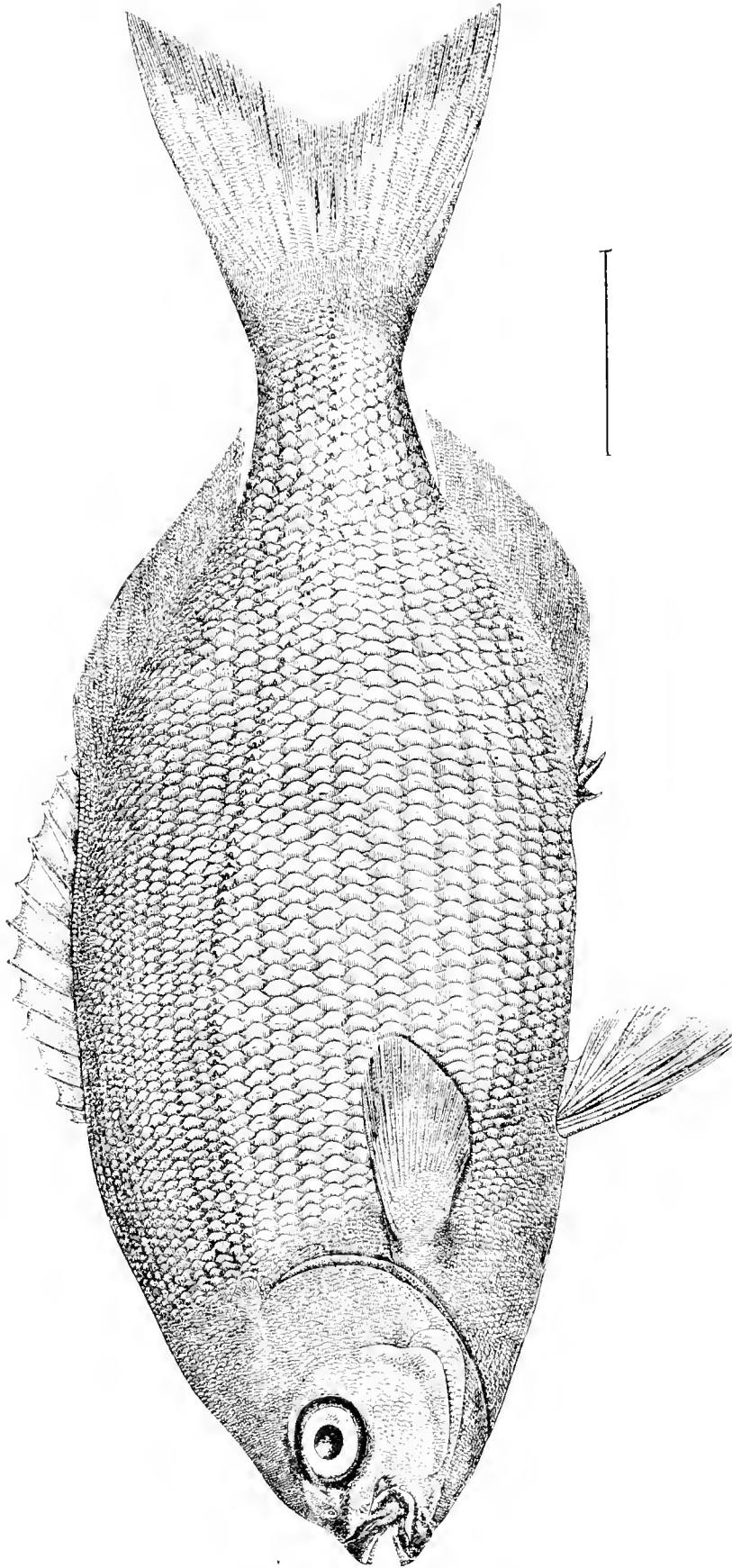
Drawing by H. L. Todd, from specimen in U. S. National Museum, collected at Charleston, S. C., by G. Brown Goode.



THE SAILOR'S CHOICE.

Lagodon rhomboides (L.), Holbrook. (p. 363.)


Drawing by H. L. Todd from No. 21250 U. S. National Museum, collected in the Saint John's River, Florida, April, 1875, by G. Brown Goode.



THE BERMUDA CHUB.

Cyphosus boscii (Lac.), J. & G. (p. 391.)

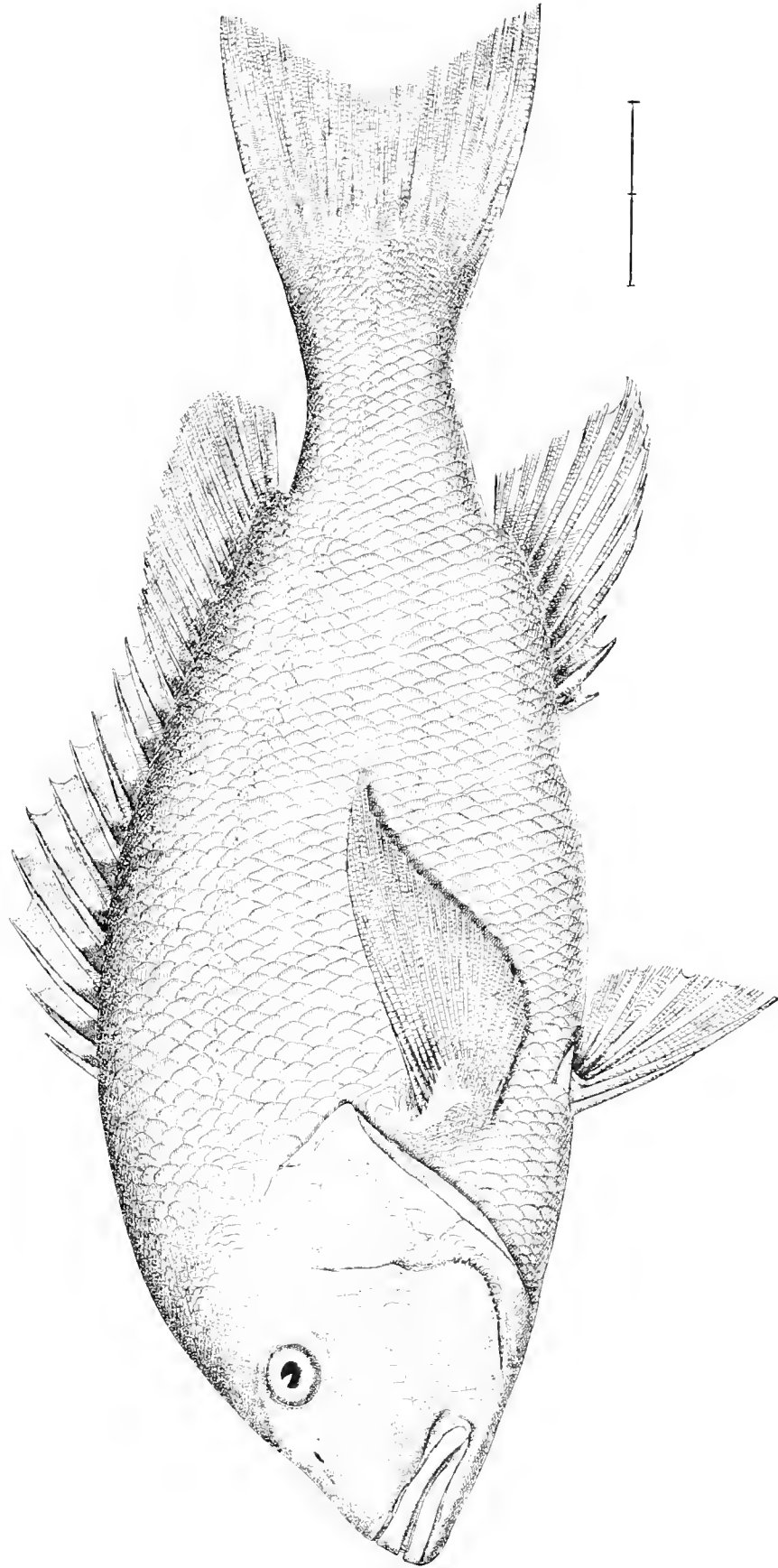
Drawing by H. L. Todd, from No. 29635, U. S. National Museum, collected at Wood's Holl, Mass., September 11, 1877, by Vinal N. Edwards.



THE MEDIALUNA.

Scorpis californiensis, Steindachner. (p. 365.)

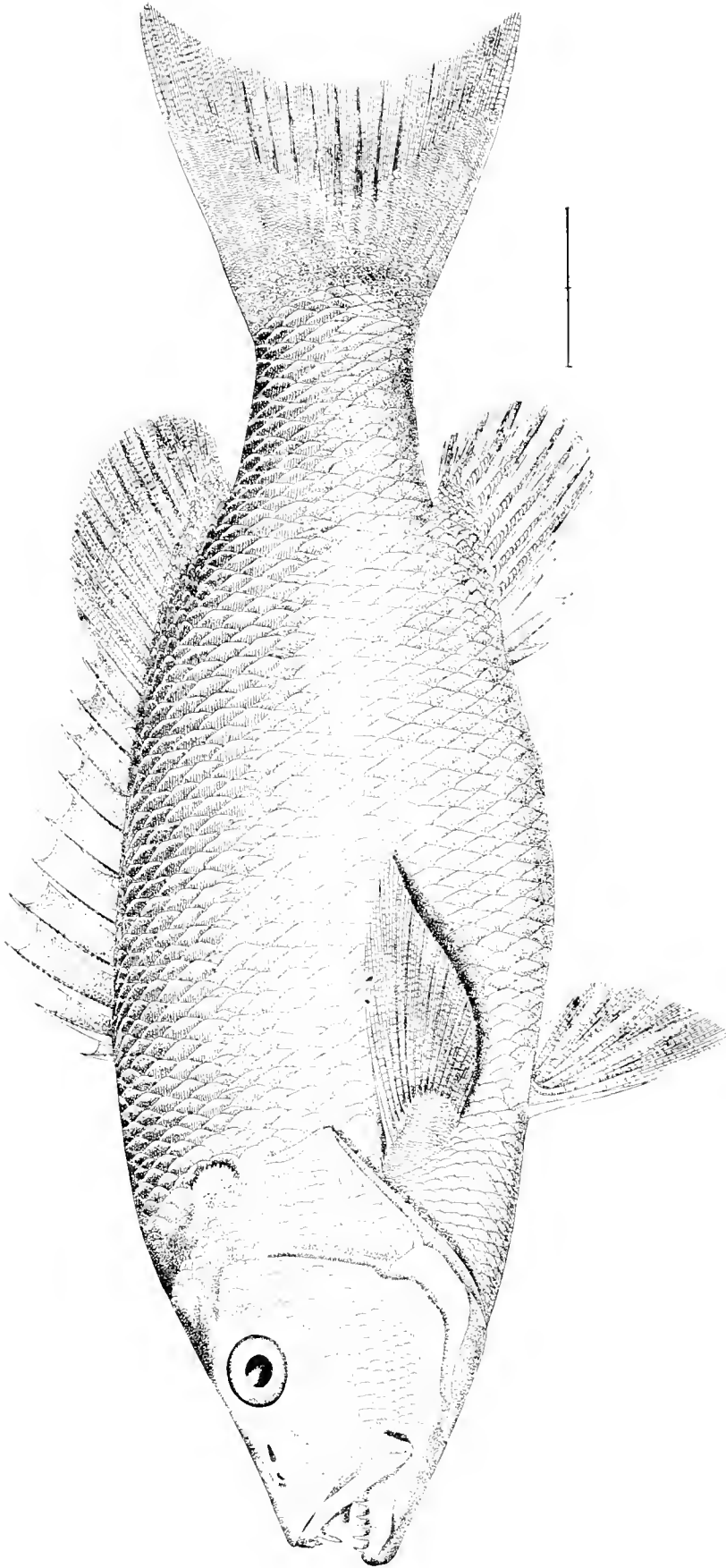
Drawing by H. L. Todd, from No. 2662, U. S. National Museum, collected at Santa Barbara, Cal., 1880, by Jordan & Gilbert.



THE FLORIDA RED SNAPPER.

Lutjanus Blackfordii, Goode & Bean. (p. 395.)


Drawing by H. L. Todd, from No. 2330, U. S. National Museum, collected at Pensacola, Fla., May, 1878, by Silas Stratus



THE PENSACOLA SNAPPER.

Lutjanus Stearnsii, Goode & Bean. (p. 396.)

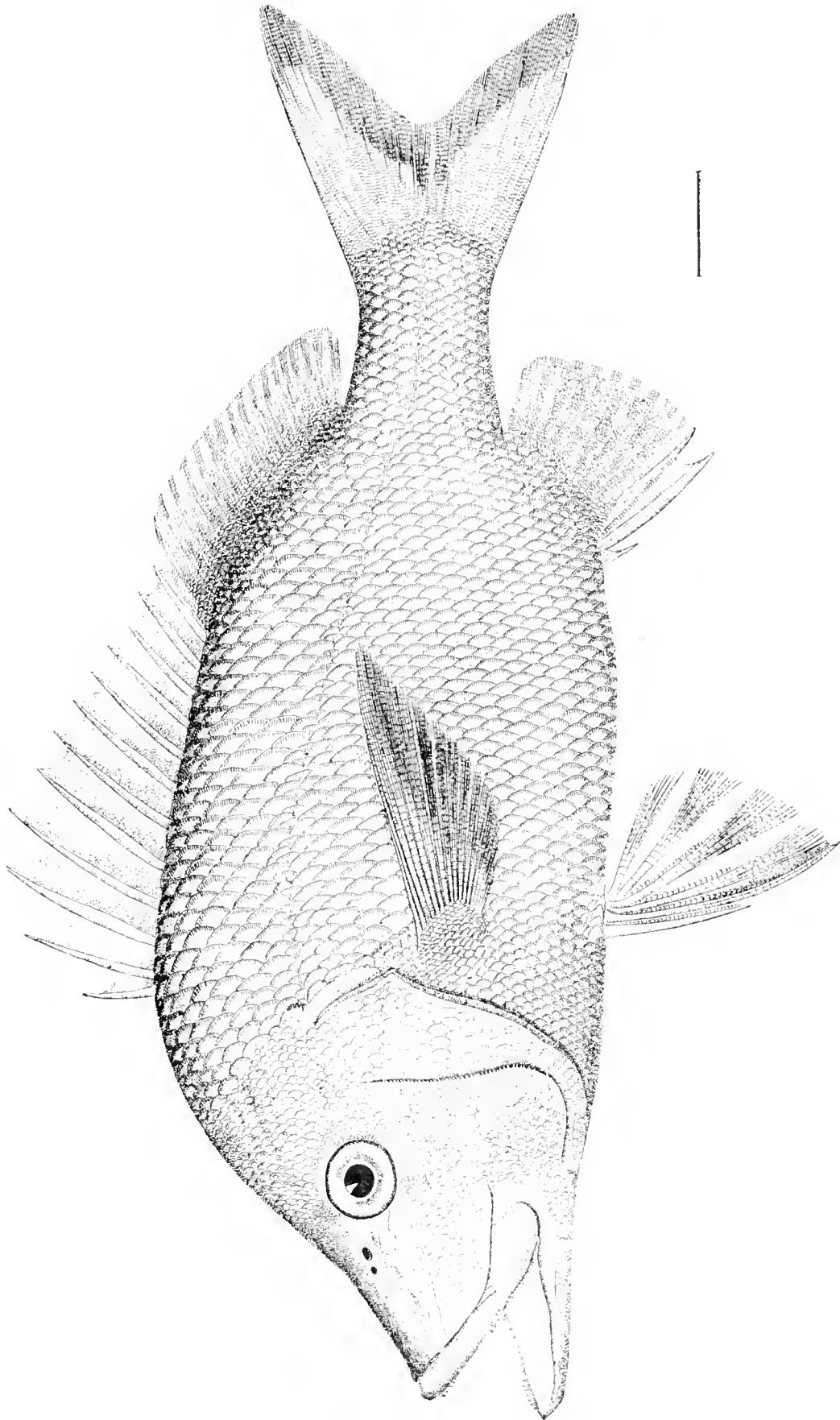
Drawing by H. L. Todd from No. 21337, U. S. National Museum, collected at Pensacola, Fla., May, 1878, by Silas Stearns.



THE MANGROVE SNAPPER.

Rhomboplites aurorbens (C. & V.), Vaillant. (p. 397.)

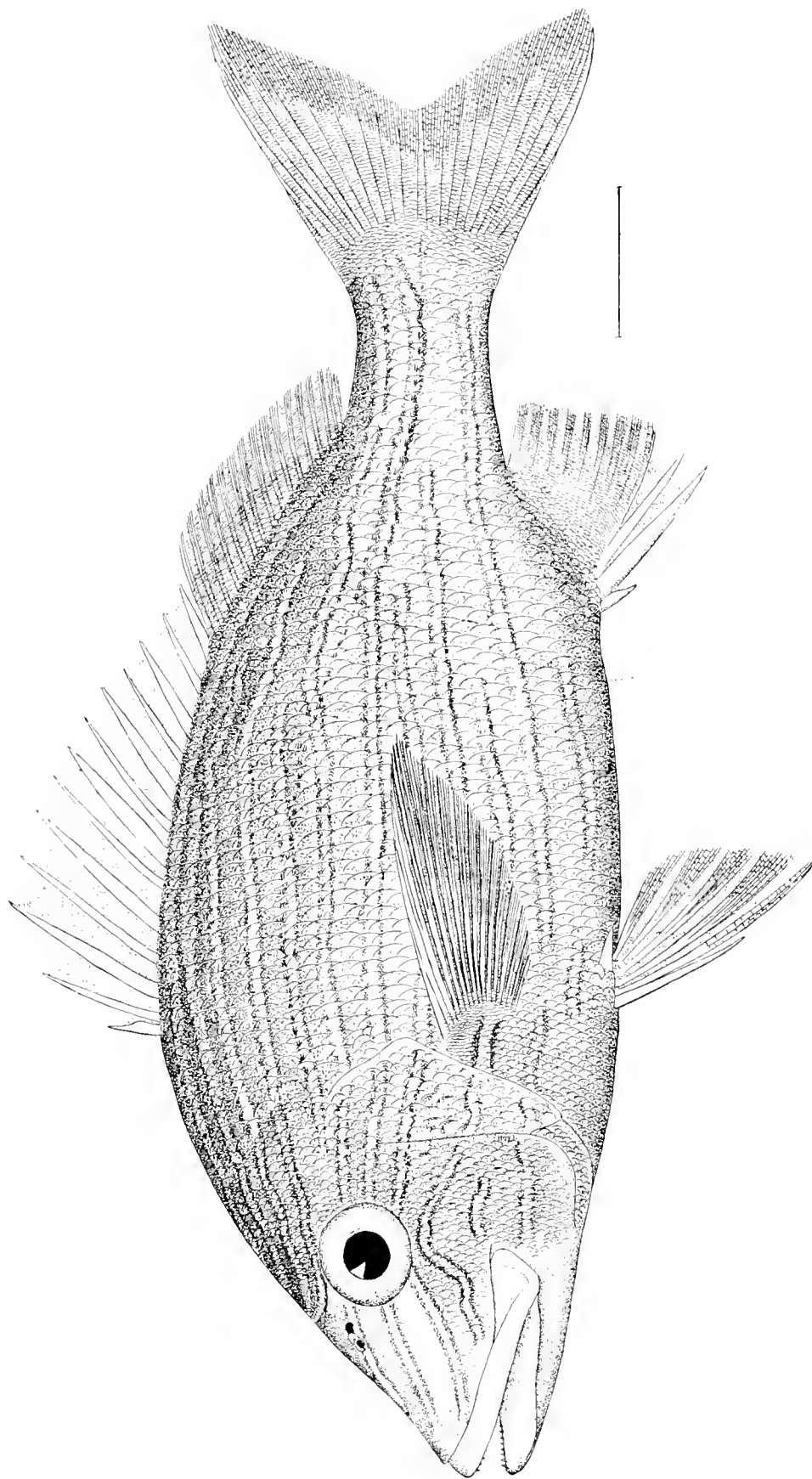
Drawing by H. L. Todd, from No. 21338, U. S. National Museum, collected at Pensacola, Fla., May, 1878, by Silas Stearns.



THE BLACK GRUNT.

Hæmulon Plumieri (Lac.), J. & G. (P. 395.)

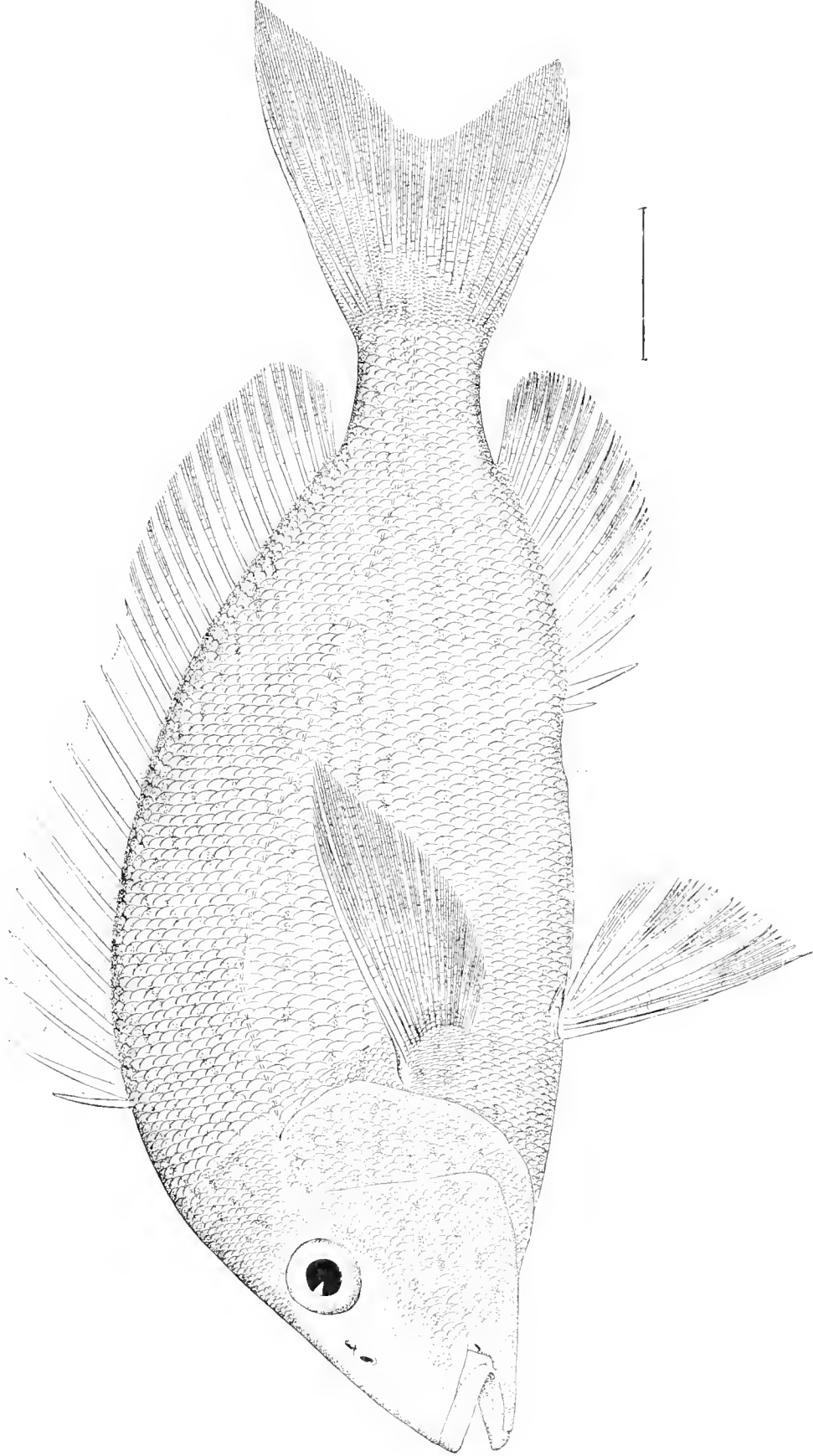
Drawing by H. L. Todd, from No. 20980, U. S. National Museum, collected at Charleston, S. C., May 29, 1878, by Silas Stearns.



THE STRIPED GRUNT.

Haemulon elegans (C. & V.). (p. 397.)

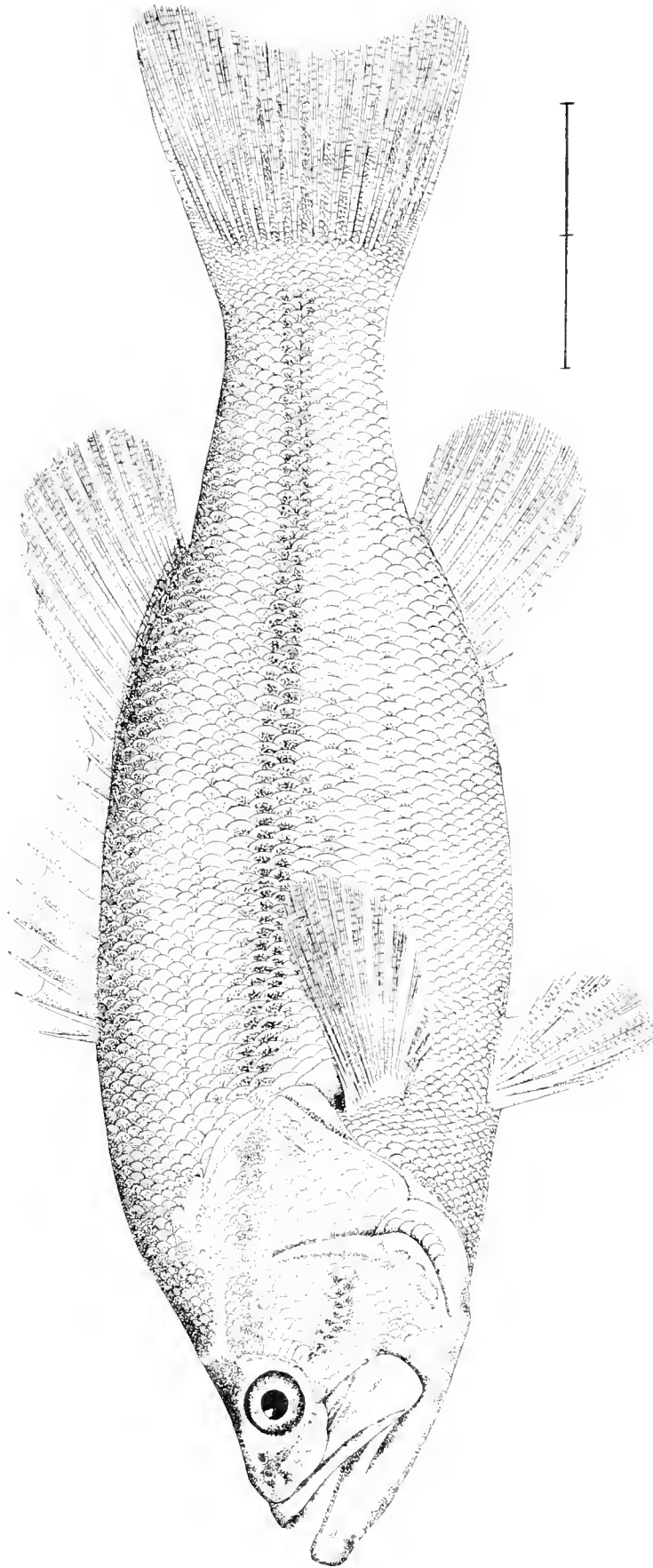
Drawing by H. L. Todd, from No. 32902, U. S. National Museum, collected at Key West, Fla., by Dr. J. A. Henshall.



THE PIGFISH.

Pomodasys fulvomaculatus (Mitch.), J. & G. (p. 397.)


Drawing by H. L. Todd from No. 3113, U. S. National Museum, collected at Charleston Harbor, South Carolina, by C. B. Baker.



THE BIG-MOUTHED BLACK BASS, OR OSWEGO BASS.

Micropterus salmoides (Lac.), Henshall. (p. 401.)

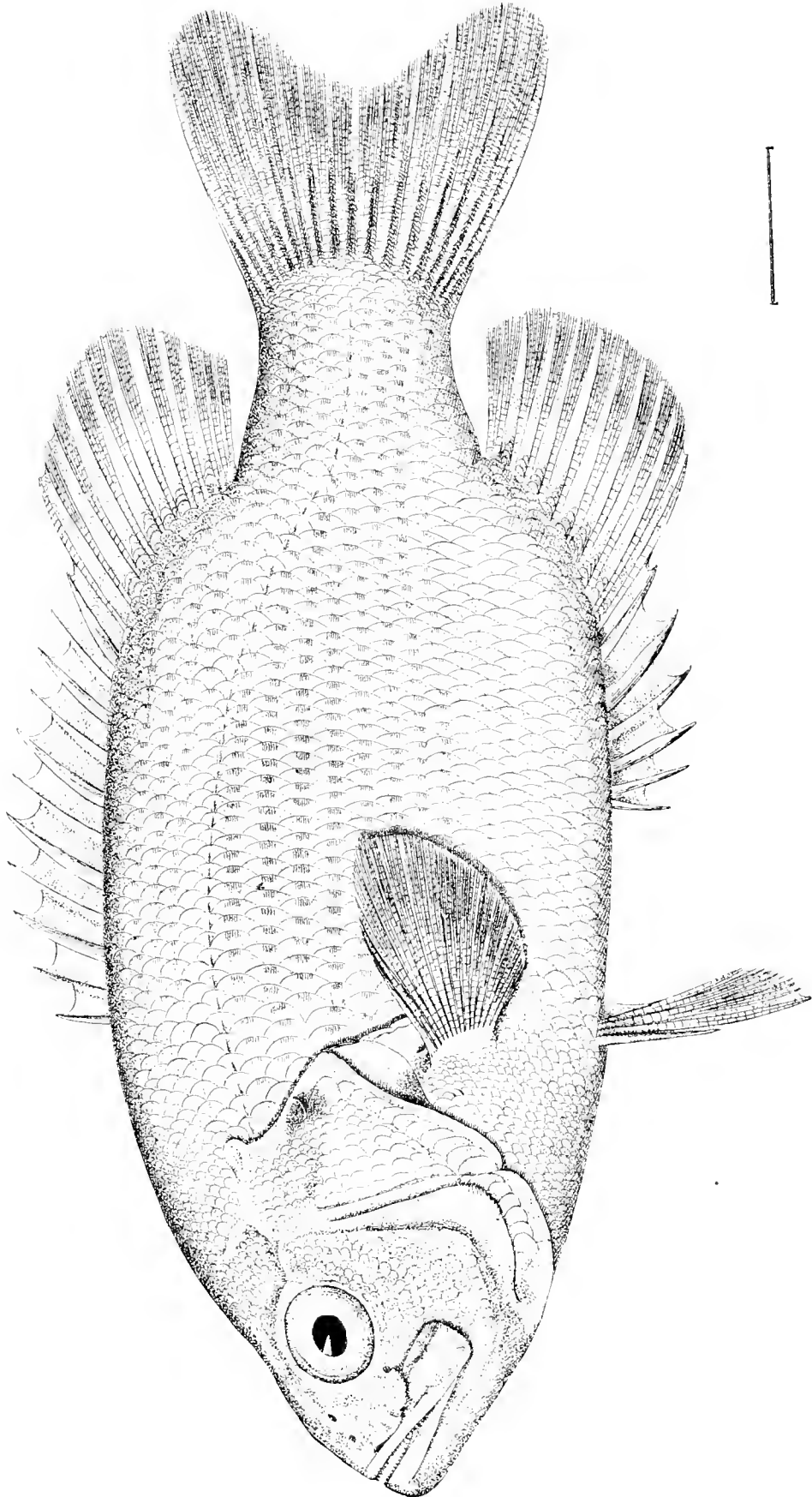
Drawing by H. L. Todd, from No. 14143, U. S. National Museum, collected at Little Falls, Putnam Co. River, 1874, by Maj. T. J. Hobbs.



THE SMALL-MOUTH BLACK BASS.

Micropterus Dolomieu, Lac. (p. 401.)

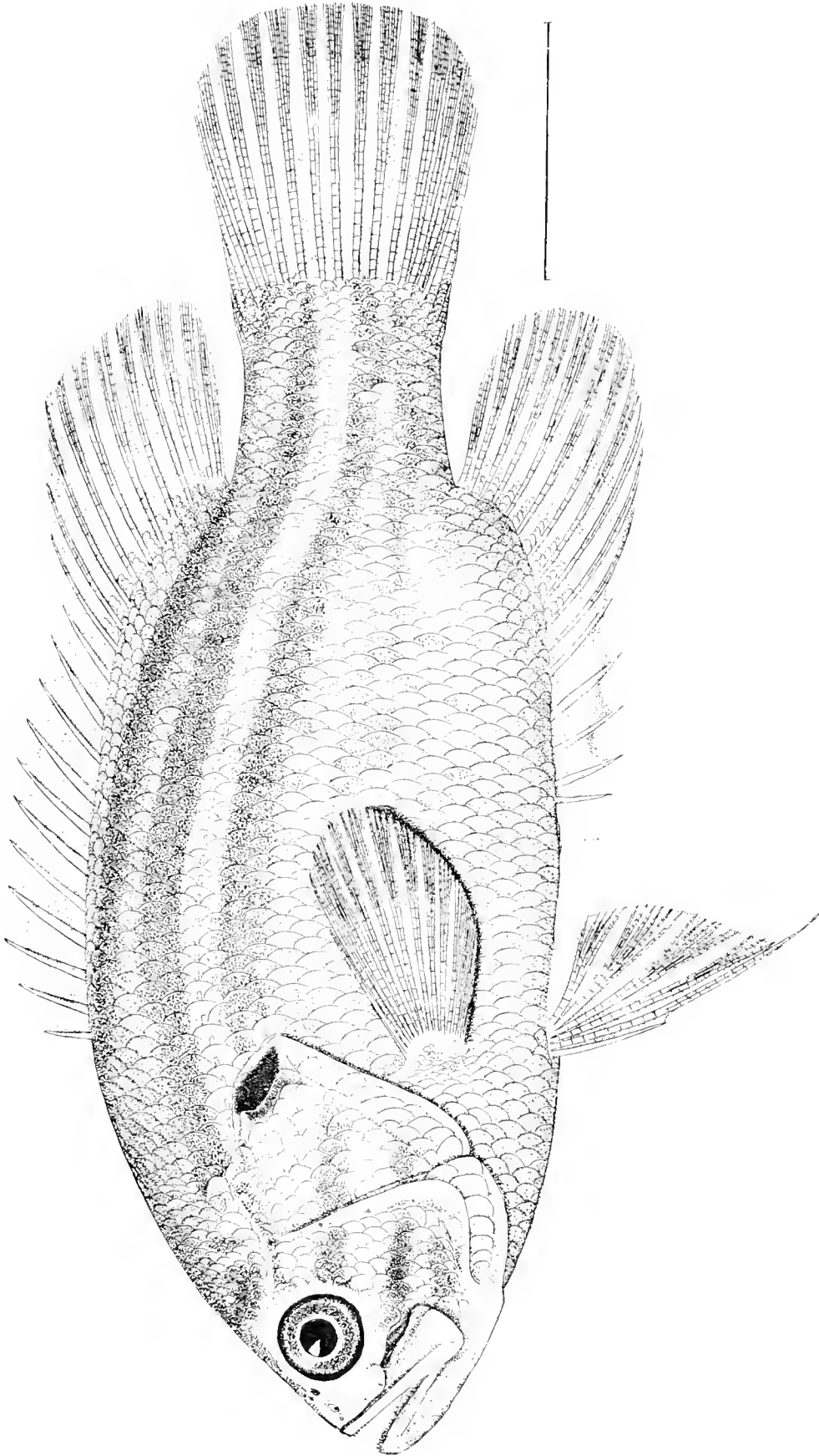
Drawing by H. L. Todd, from No. 10223, U. S. National Museum, collected at Sandusky, Ohio, 1872, by J. W. Miller.



THE ROCK-BASS OR RED EYE.

Ambloplites rupestris (Raf.), Gill. (p. 104.)

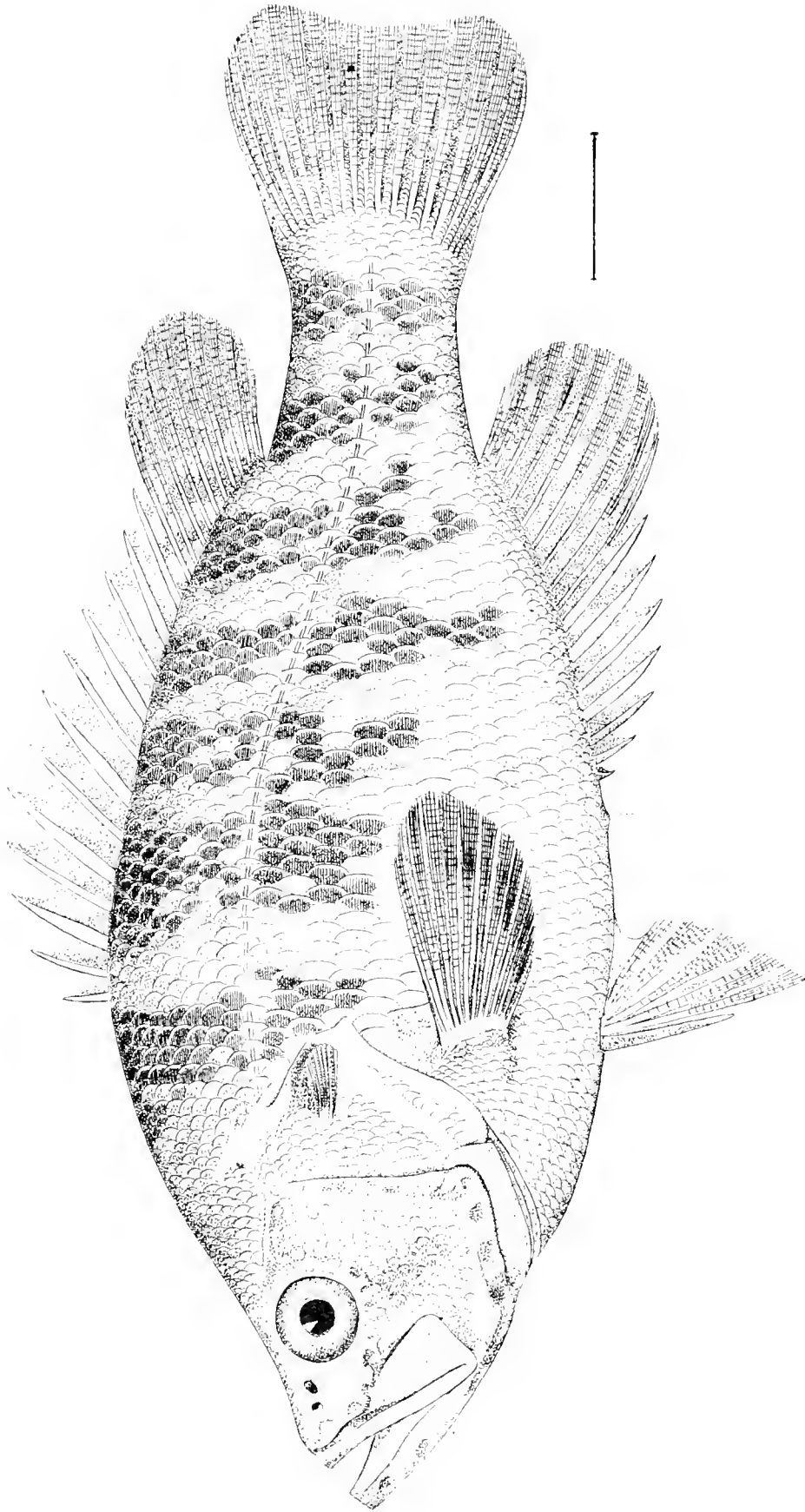
Drawing by H. L. Todd, from No. 9401, U. S. National Museum, collected at Ecorse, Mich., by George Clark.



THE MUD-BASS.

Acantharchus pomotis (Baird), Gill. (p. 465.)

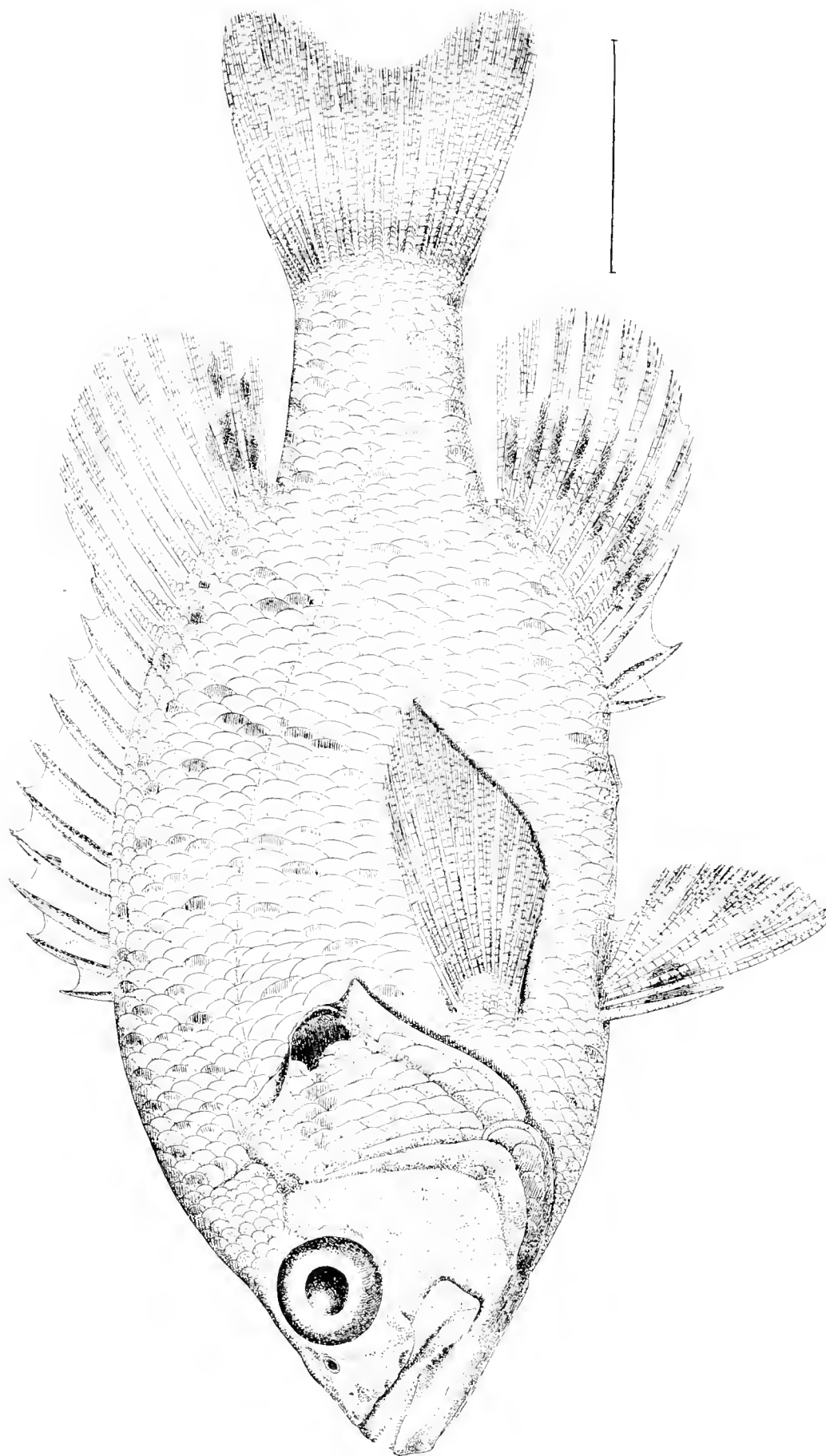
Drawing by H. L. Todd, from No. 6475 U. S. National Museum, collected at Tatborough, N. C., by Mr. Bridger.



THE SACRAMENTO PERCH.

Archoplites interruptus (Girard), Gill. (p. 405.)


Drawing by H. L. Todd, from No. 27137, U. S. National Museum, collected at San Francisco, Cal., 1890, by Prof. D. S. Jordan.



THE WAR-MOUTH BASS.

Chenobryttus gulosus (C. & V.), Jordan, (p. 105.)

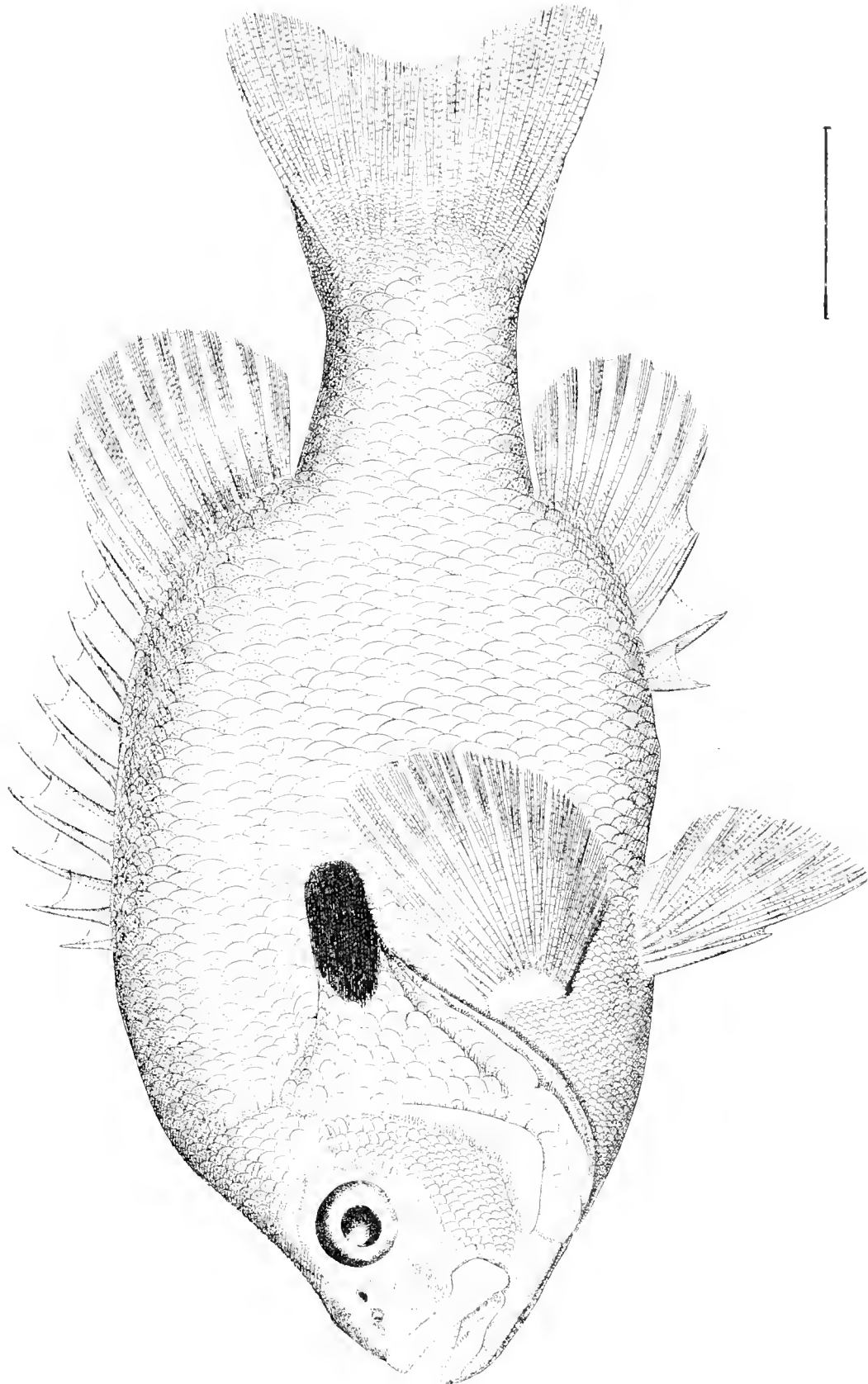
Drawing by H. L. Todd, from No. 17893, U. S. National Museum, collected at Jackson's Lake, Malama, July 14, 1876, by Kumlieu and Peem.



THE PUMPKIN-SEED OR SUNFISH.

Lepomis gibbosus (L.), McKay. (P. 465)

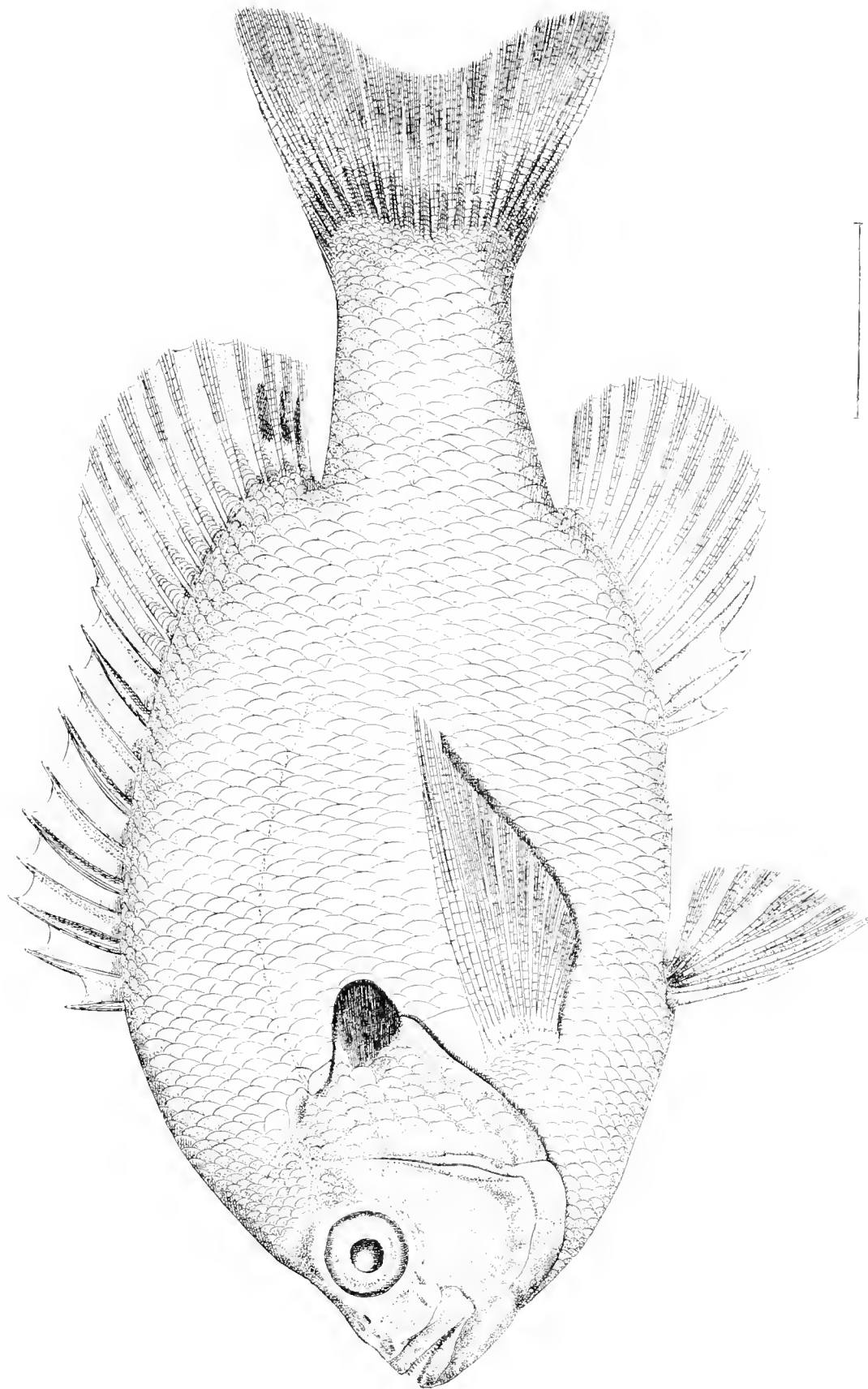
Drawing by H. L. Todd from No. 4063, U. S. National Mus. im. collected at Road River, Wisconsin, July 1853 by Prof. S. F. Baird.



THE LONG-EARED SUNFISH.

Lepomis auritus (L.), Raf. (p. 406.)

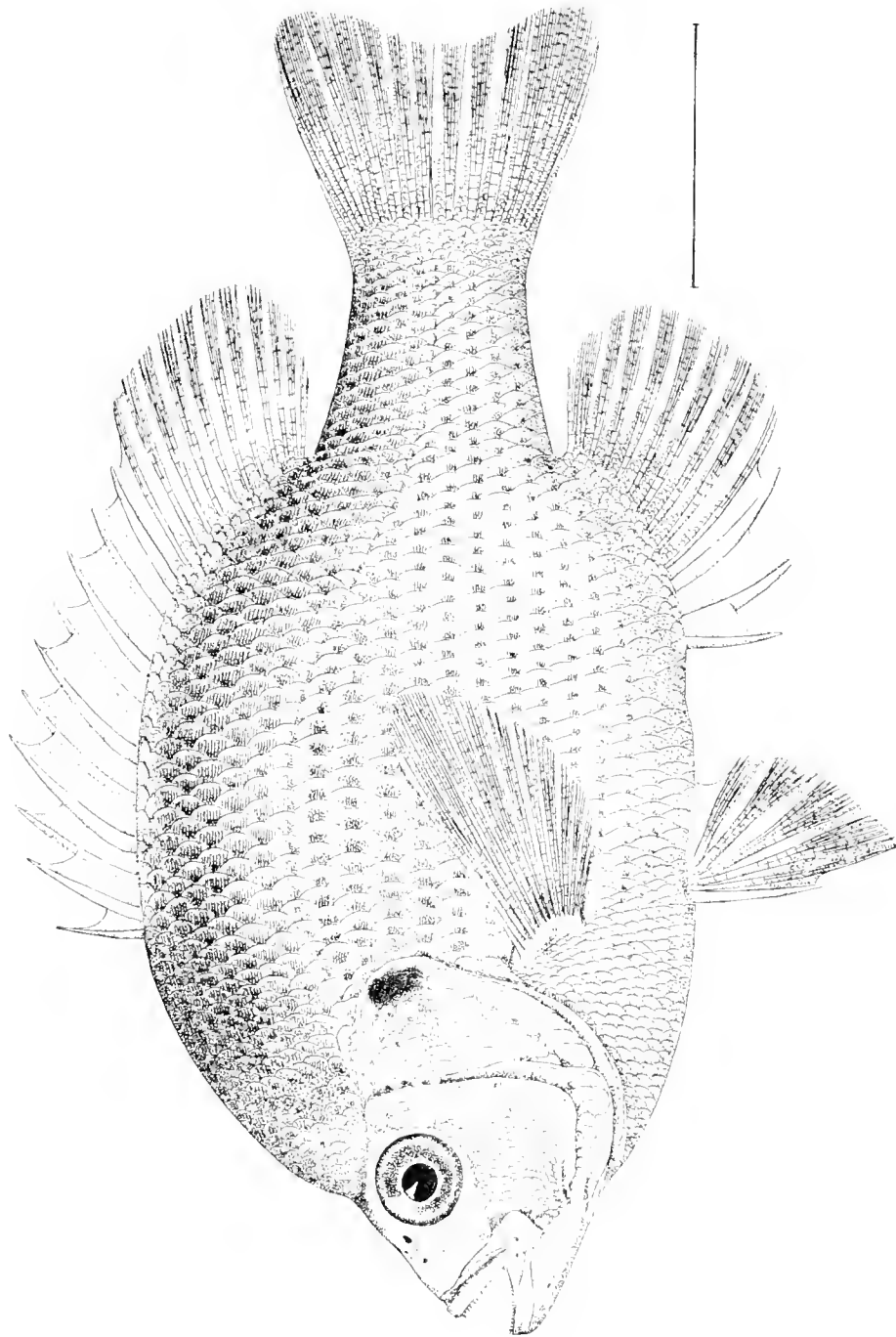
Drawing by H. E. Todd, from No. 23331, U. S. National Museum, collected from Susquehanna River, Cambridge, Pa., May, 1875, by Dr. T. H. Bean.



THE BLUE SUNFISH OR COPPER-NOSE

Lepomis pallidus (Mitch.), J. & G. (p. 106.)

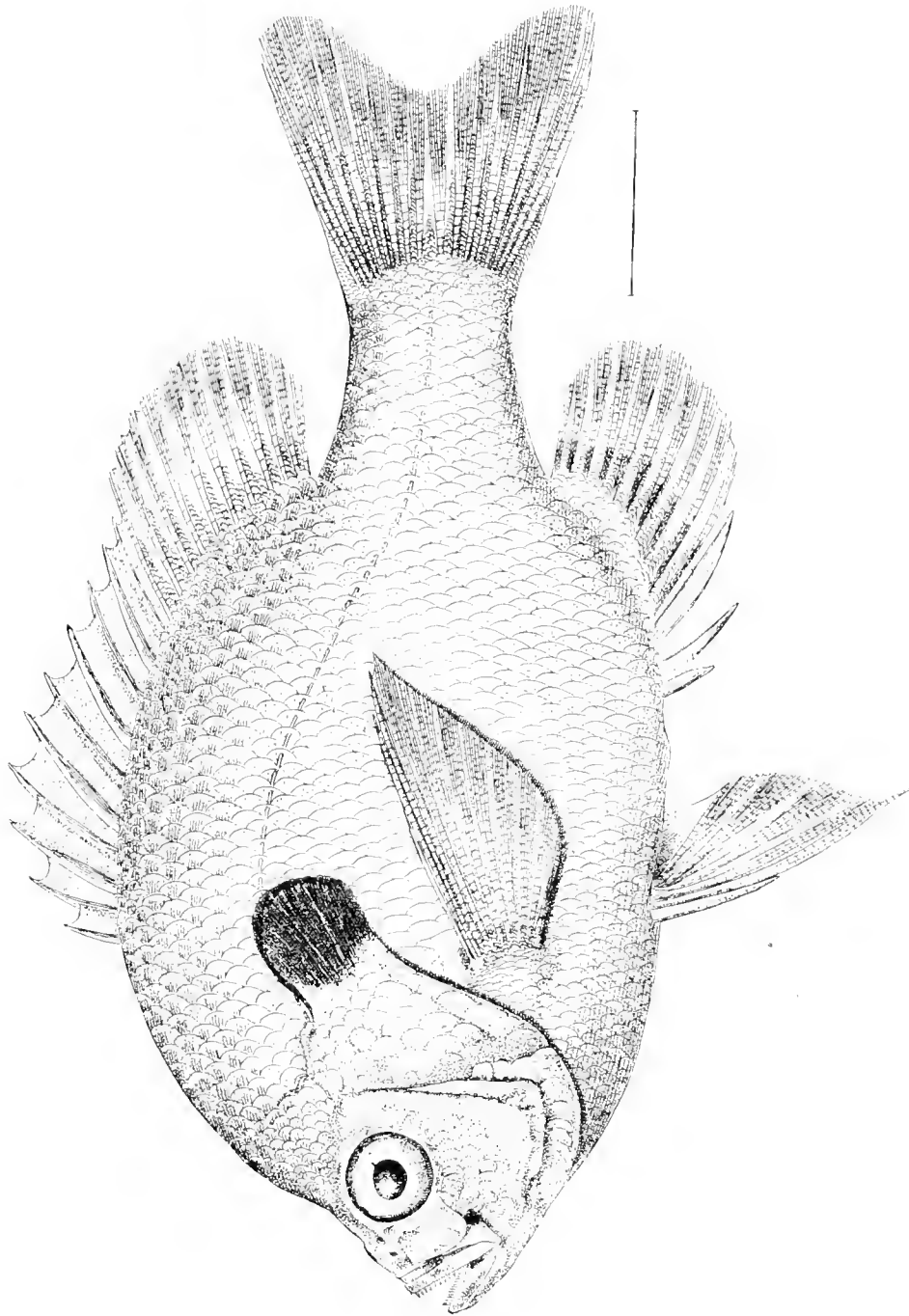
Drawing by H. J. Todd from No. 348, U. S. National Museum, collected in Tennessee



THE CHINQUAPIN PERCH.

Lepomis punctatus (C. & V.), Jordan. (p. 406.)

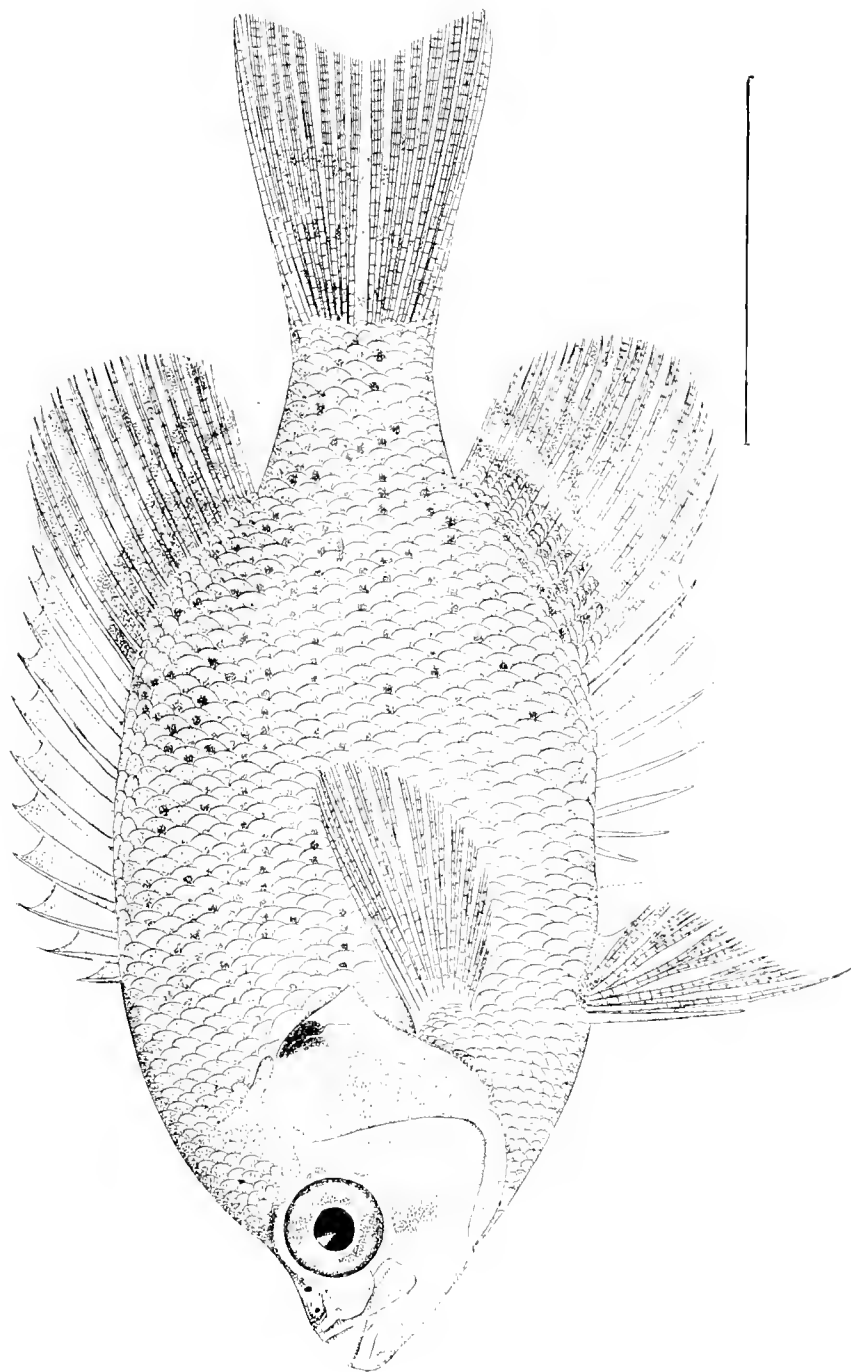
Drawing by H. L. Todd, from No. 4227-46, U. S. National Museum, collected in Florida, by G. Brown Goode, 1875.



THE BROAD-EARED SUNFISH.

Lepomis obscurus, Ag.

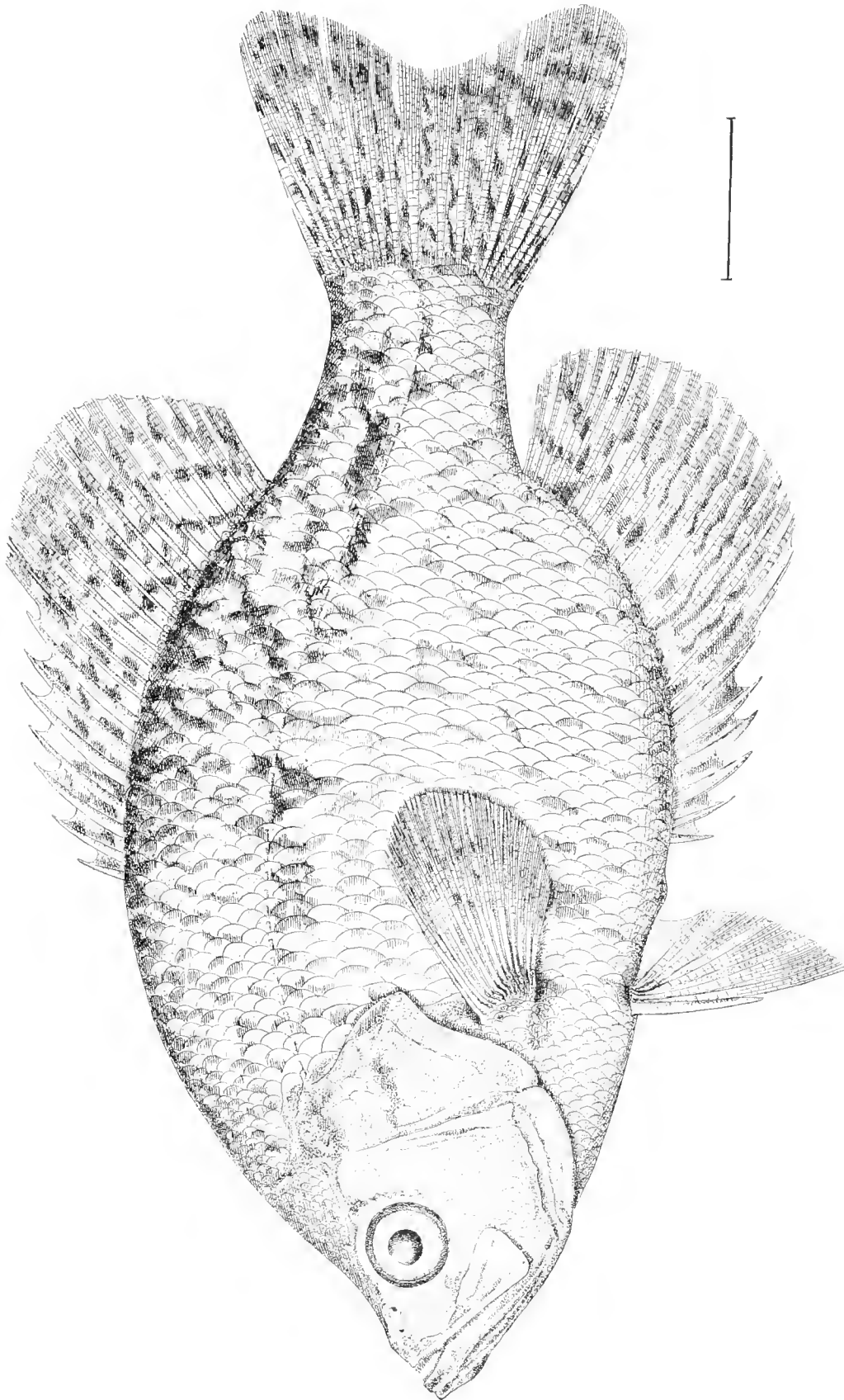
Drawing by H. L. Todd, from No. 29631, U. S. National Museum, collected in Cumberland River, Tennessee, by Prof. Alexander Wetmore.



THE RAINBOW SUNFISH.

Centrarchus macropterus (Lac.), Jordan. (p. 106.)

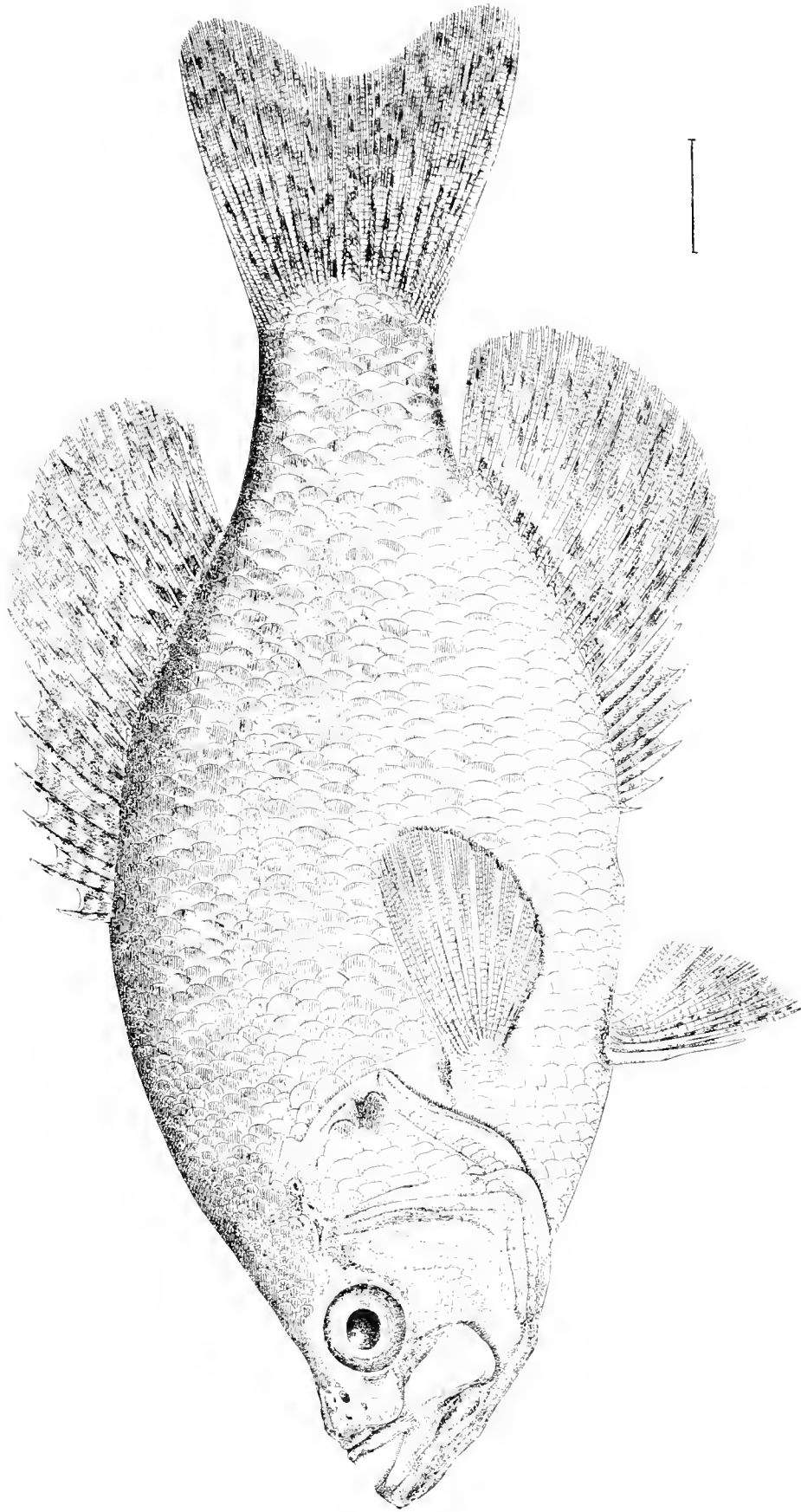
Drawing by H. L. Todd from No. 20395, U. S. National Museum, collected at Kingston, N. C., 1875, by Welsher and Hyatt.



THE CALICO BASS, OR STRAWBERRY BASS.

Pomoxys sparoides (Lac.), Grd. (p. 406.)

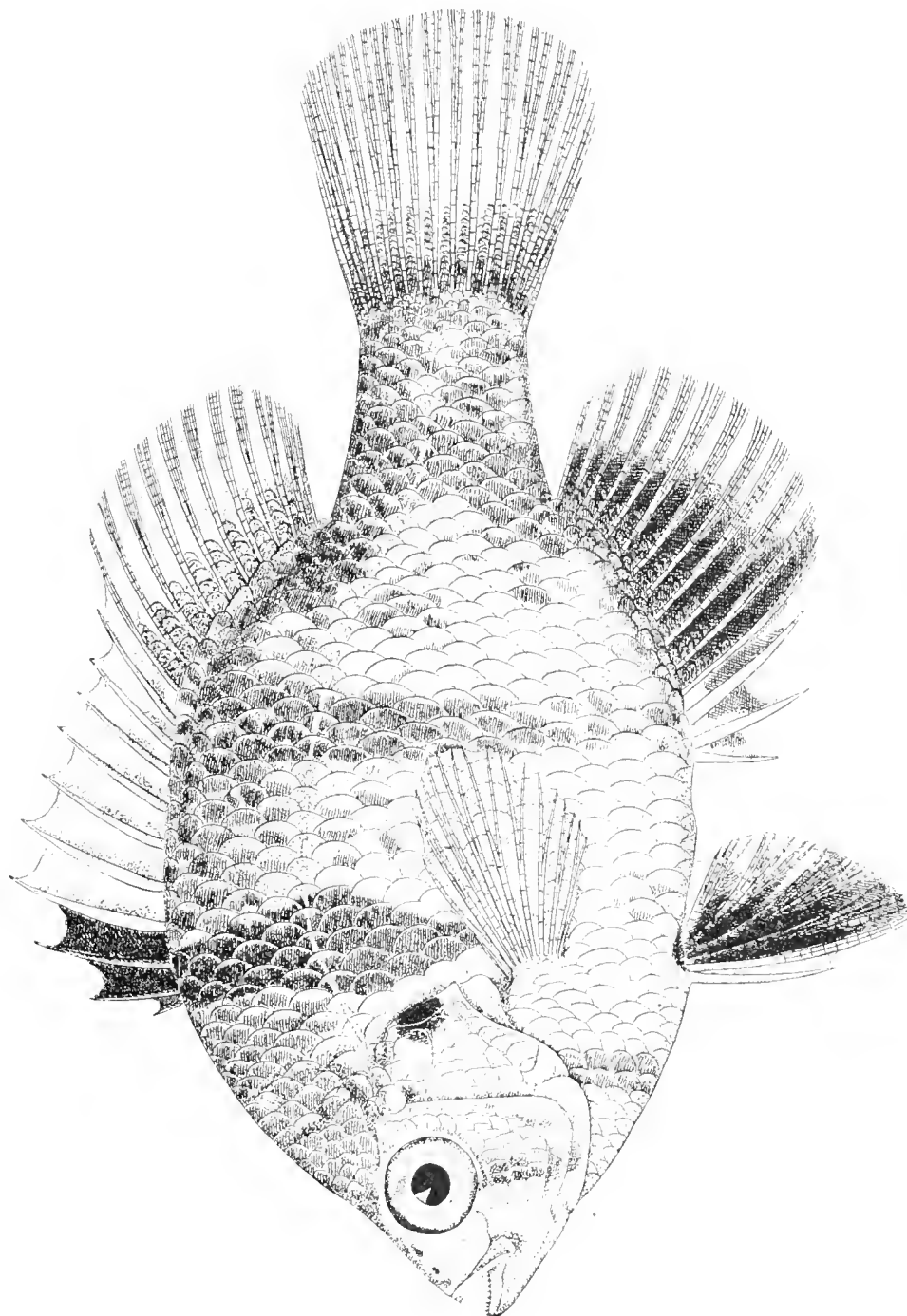
Drawing by H. L. Todd, from No. 19077, U. S. National Museum, collected at Rochester, N. Y., by J. W. Milner.



THE CRAPPIE OR SAC-A-LAIT.

Pomoxys annularis, Raf. (p. 107.)

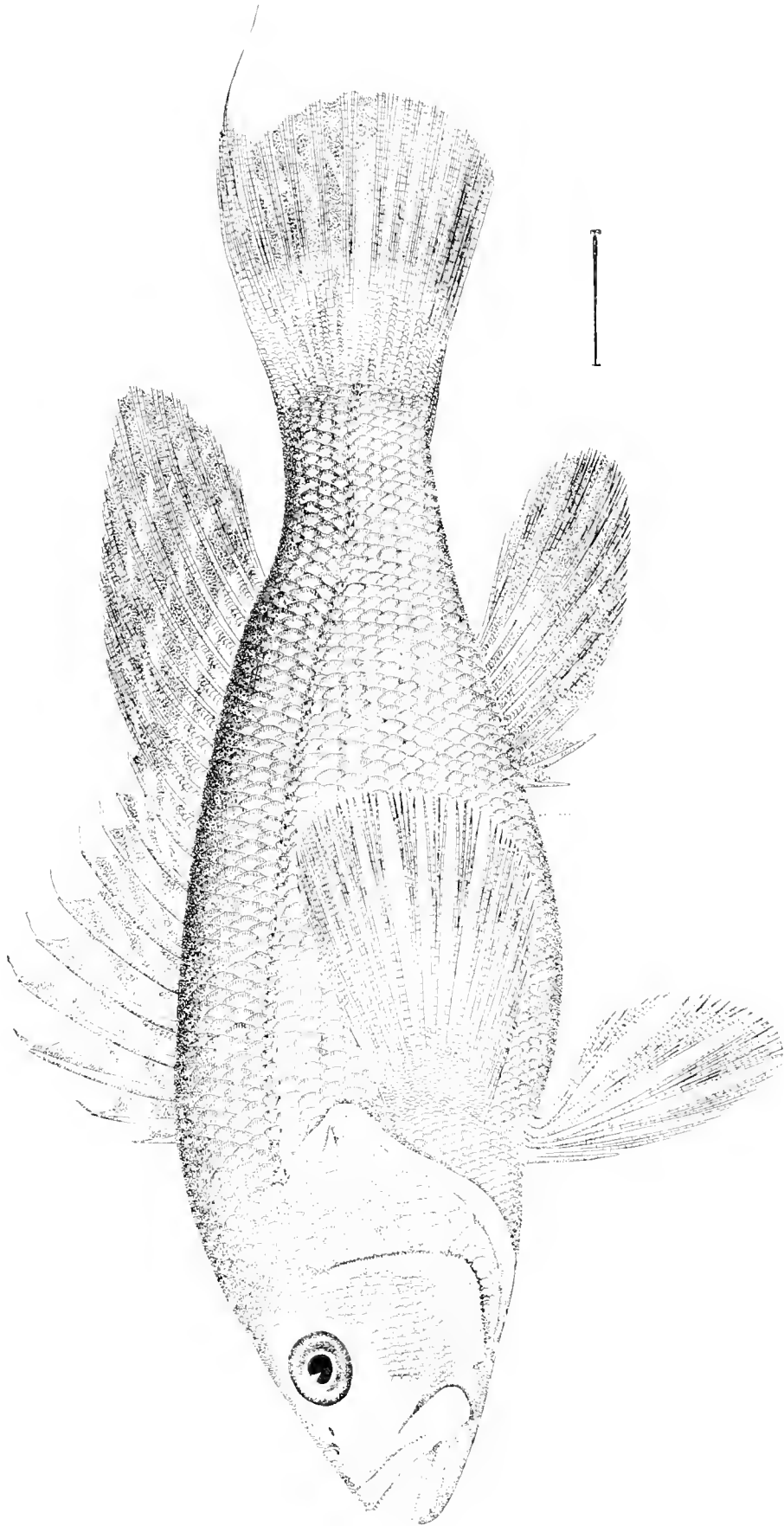
Drawing by H. L. Todd, from No. 10687, U. S. National Museum, collected at Norfolk, Va., 1873, by Dr. H. C. Yarrow



THE BLACK-BANDED SUNFISH.

Mesogonistius chætodon (Baird), Gill.

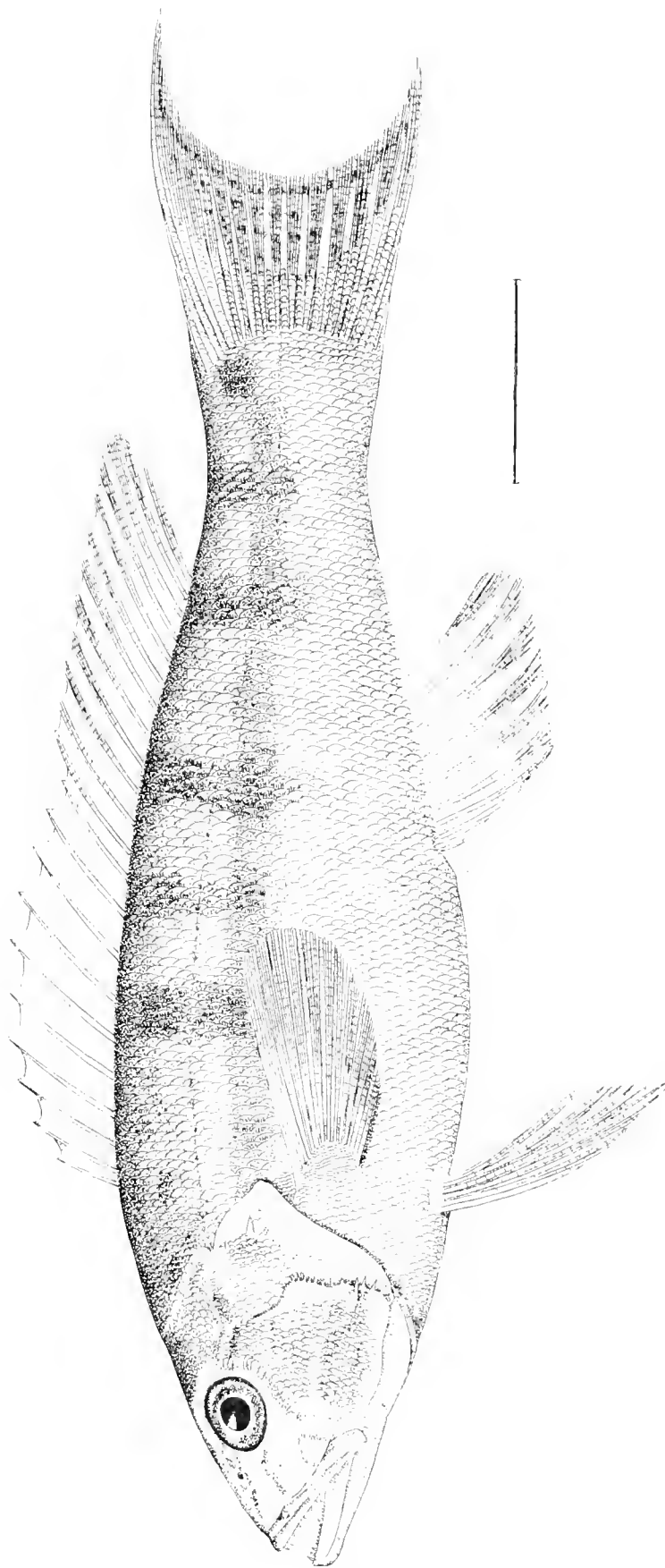
Drawing by H. L. Todd, from No. 20354, U. S. National Museum, collected at Trenton, N. J., 1875, by Dr. C. C. Abbott.



THE SEA BASS.

Serranus atrarius (L.), J. & G. (p. 107.)

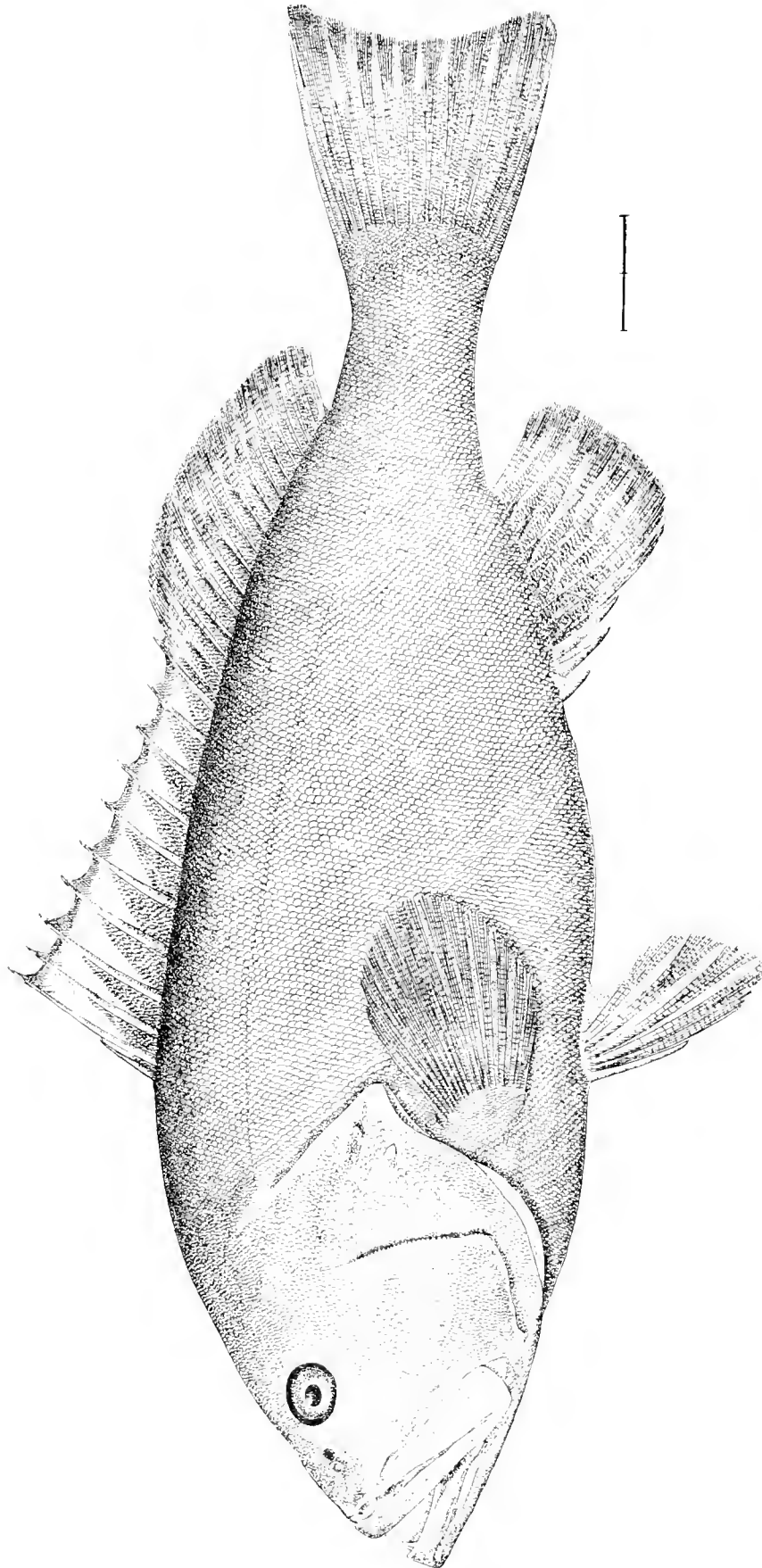
Drawing by H. L. Todd, from No. 1458, U. S. National Museum, collected at Noank, Conn., 1874 by U. S. Fish Commission.



THE SQUIRREL-FISH.

Serranus fascicularis, C. & V. (p. 410.)

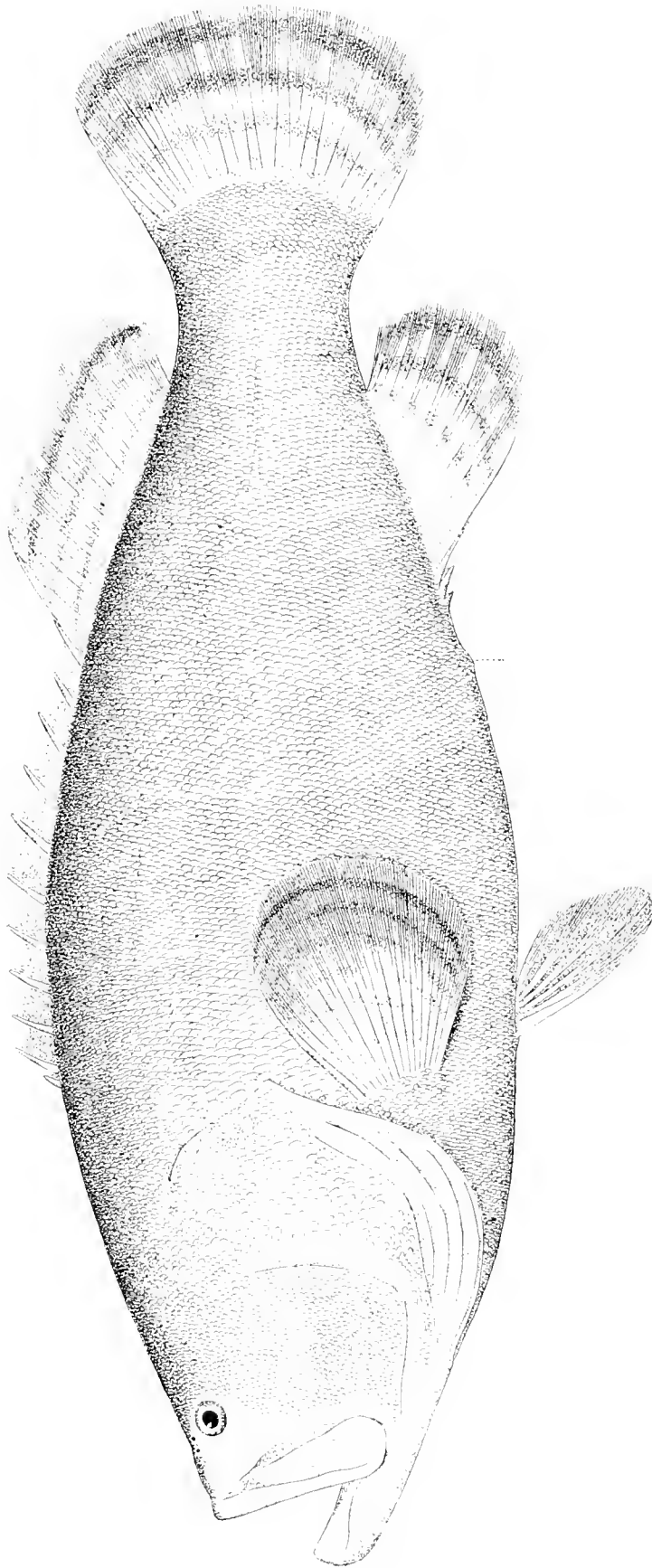
Drawing by H. L. Todd, from No. 21543, U. S. National Museum, collected at Charleston, S. C., July, 1878, by C. C. Leslie.



THE RED GROUPEE.

Epinephelus morio (Cuv.), Gill. (p. 411.)


Drawing by H. L. Todd, from No. 22129, U. S. National Museum, obtained in the Washington Market, District of Columbia, by G. Brown Goode.



THE JEW-FISH OR "WARSAW."

Promicrops guasa, Poey. (p. 112.)

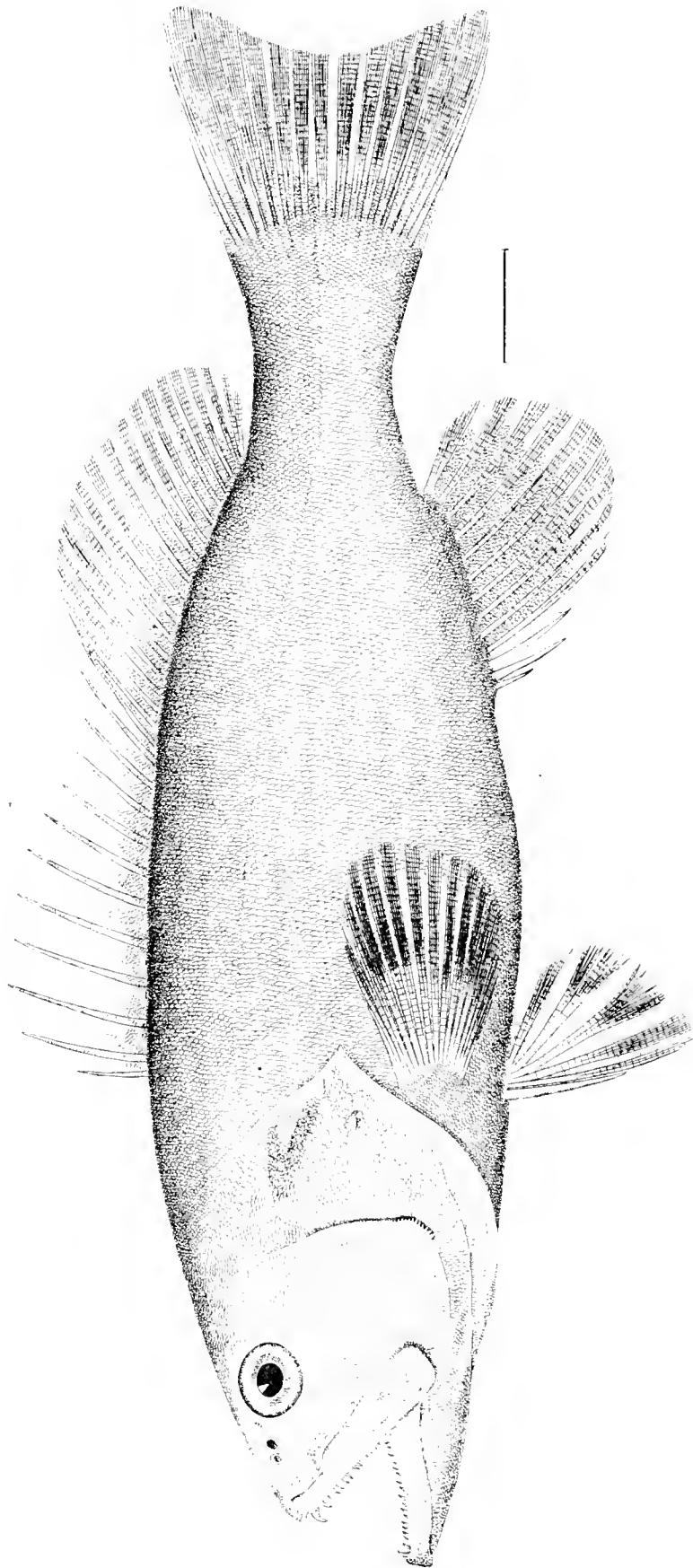
Drawing by H. L. Todd, from No. 22306, U. S. National Museum, collected in the Saint John's River, Fla.



THE WEST INDIAN CABRILLA.

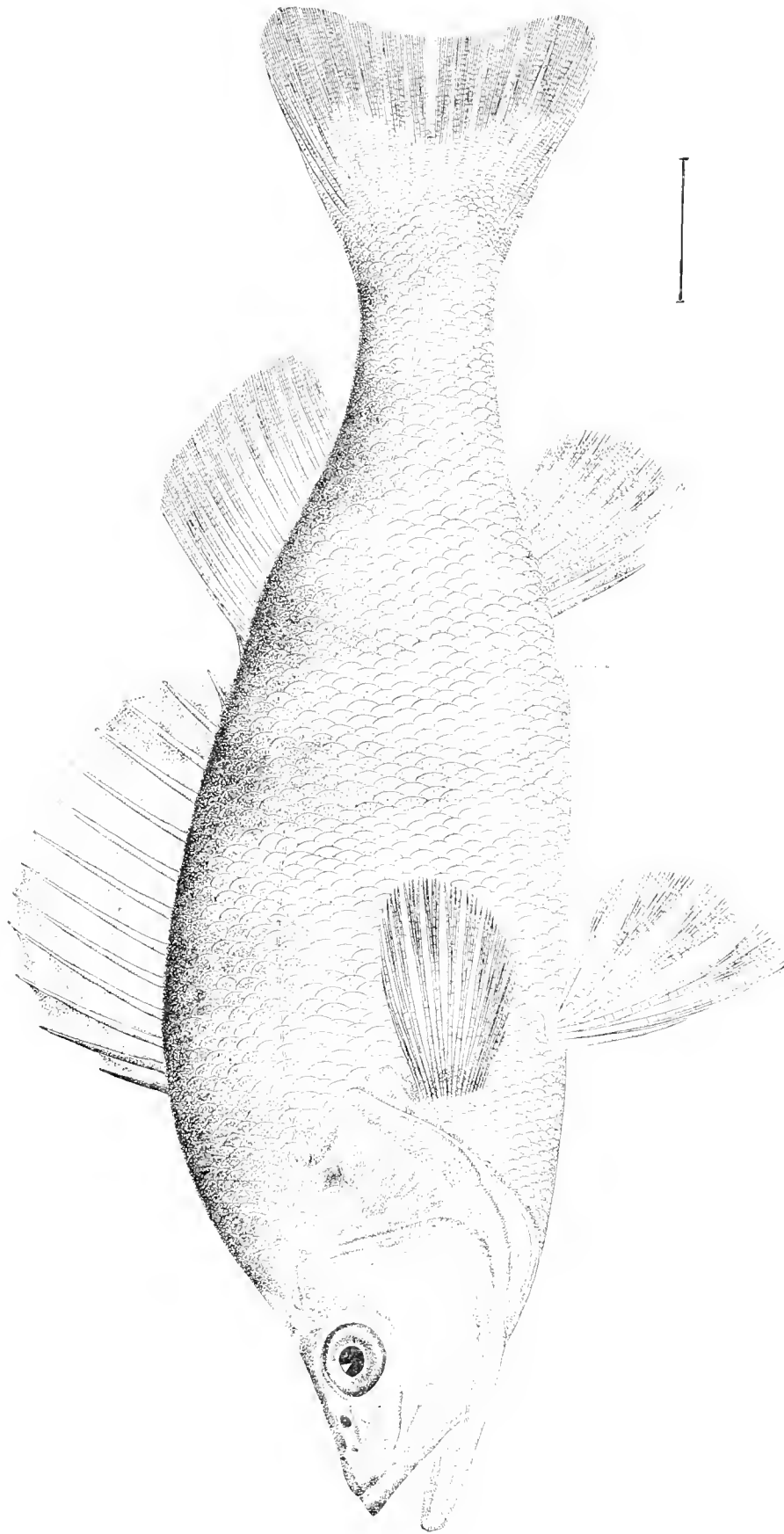
Serranus clathratus (Grd.), Steind. (p. 413.)

Drawing by H. L. Todd, from No. 26574, U. S. National Museum, collected at Key West, Florida, May, 1880, by Silas Stearns.



THE PENSACOLA BLACK GROUPEE.

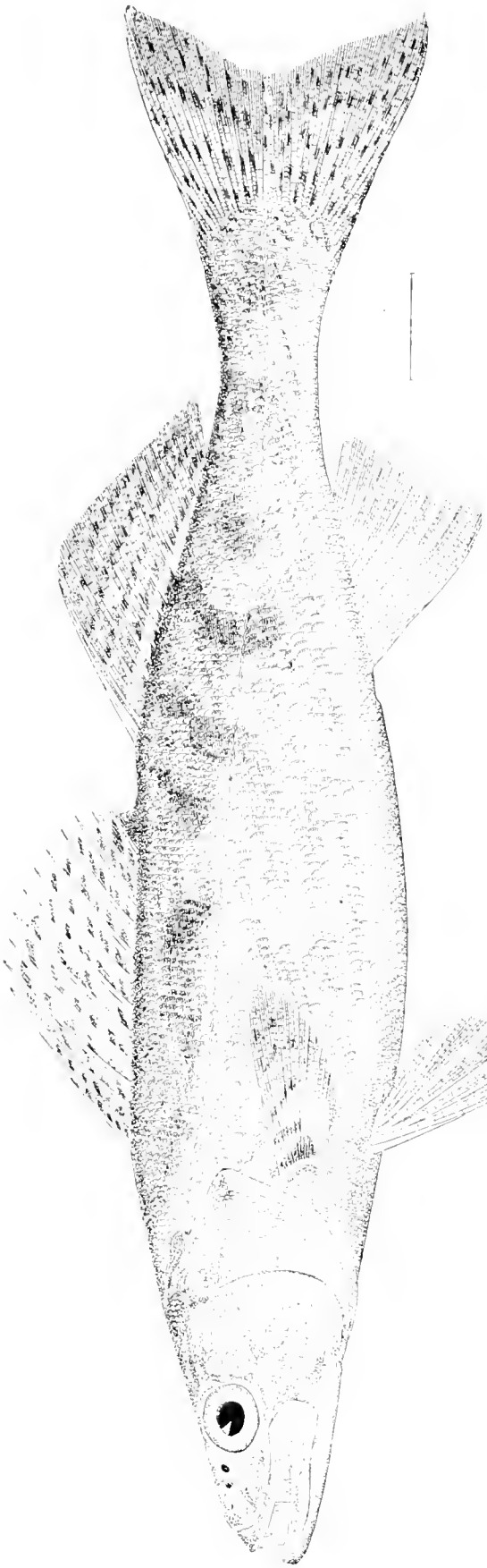
Trisotropis (*sp.* *Mycteroperca*) *microlepis*, Goode & Bean. (p. 113.)
Drawing by H. L. Todd, from specimen collected by Silas Strathis at Pensacola, Fla., 1878.



THE YELLOW PERCH.

Perca americana, Schrank. (p. 111.)


Drawing by H. L. Todd, from No. 25199, U. S. National Museum, collected in Washington Market, District of Columbia, April, 1880, by U. S. Fish Commission.



THE WALL-EYED PIKE OR DORY.

Stizostedium vitreum (Mitch.), Jordan & Copeland. p. 121.)

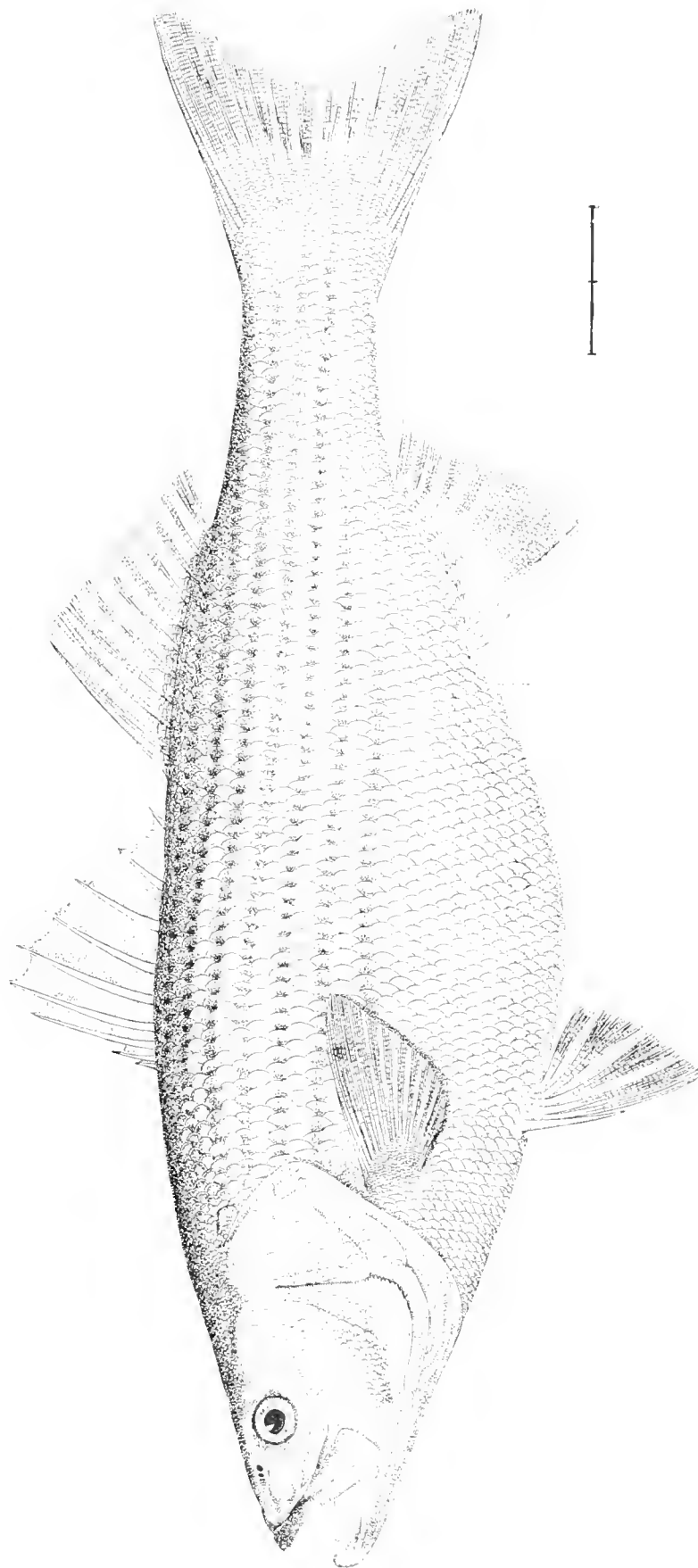
Drawing by H. L. Todd, from No. 2249, U. S. National Museum, collected at Fort Deposit, Md., April 7, 1878, by R. E. McClanahan.



THE SAUGER OR LAND PIKE.

Stizostedium canadense Smith, Jordan. p. 121.)

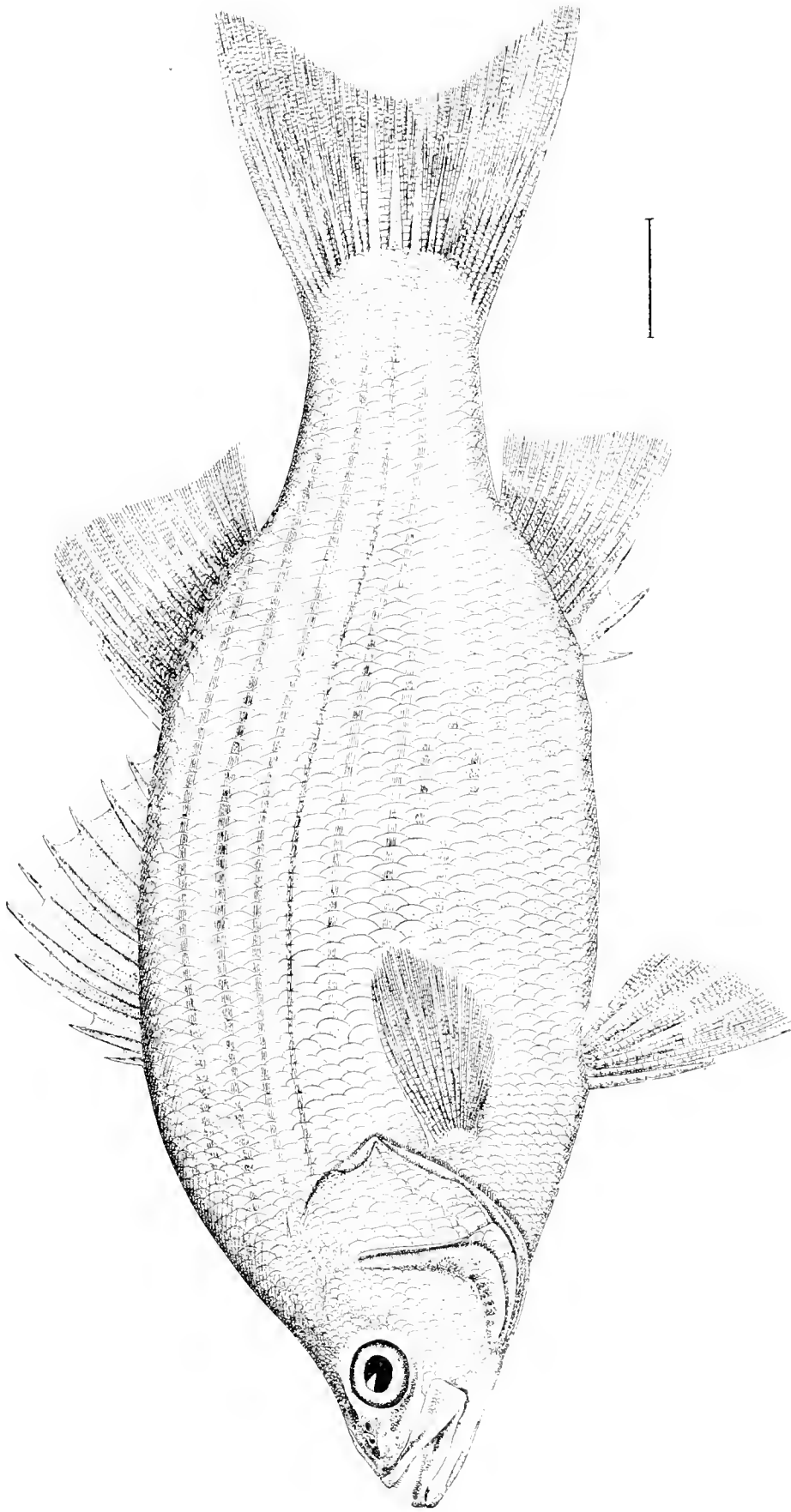
Drawing by H. L. Todd, from No. 10072, U. S. National Museum, collected at Rochester, N. Y., by J. W. Milnet.



THE STRIPED BASS OR ROCKFISH.

Roccus lineatus (Bloch.), Gill. *Roccus saxatilis*, auctorum. (p. 125.)

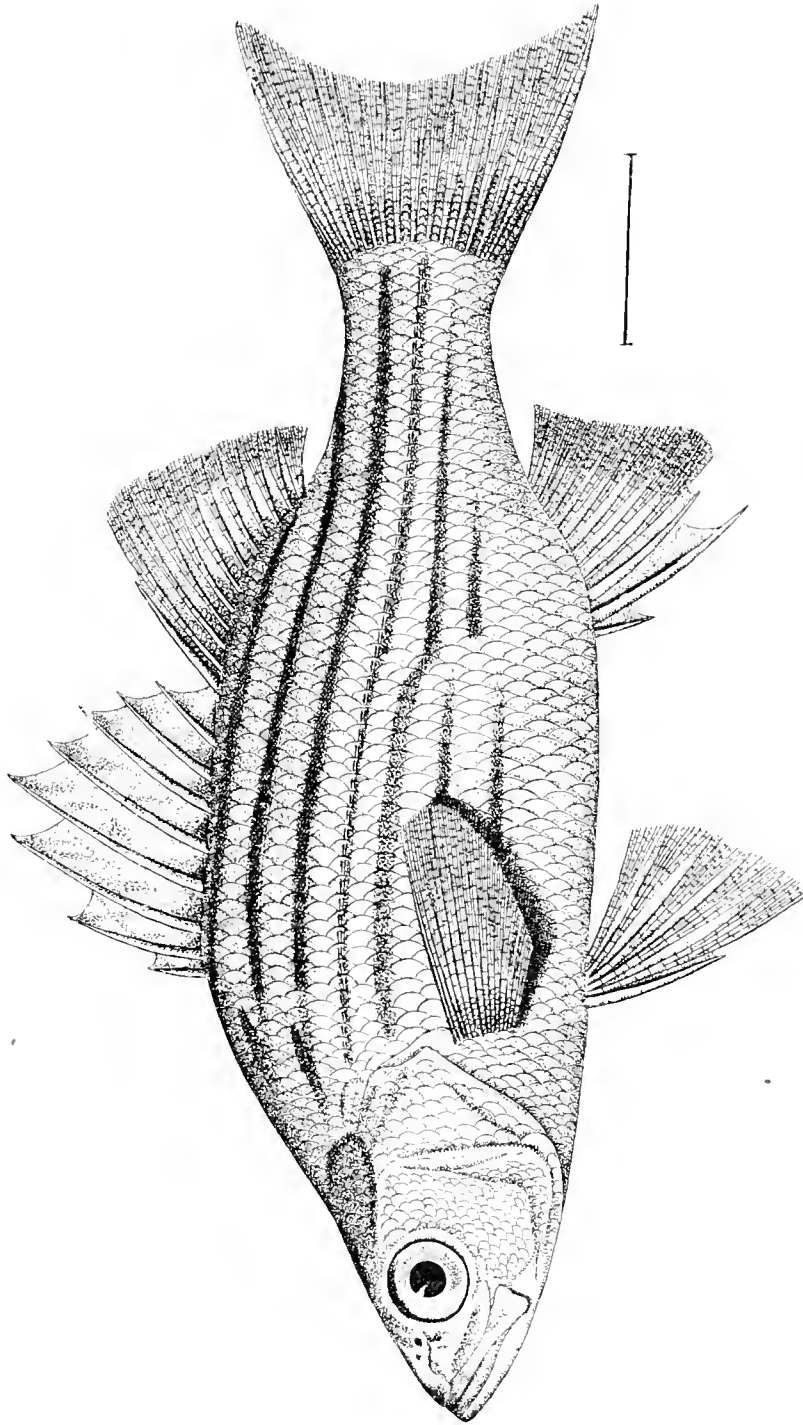
Drawing by H. L. Todd, from No. 25219, U. S. National Museum, collected at Washington Market, District of Columbia, by U. S. Fish Commission.



THE WHITE BASS.

Roccus chrysops (Raf.), Gill. (p. 428.)

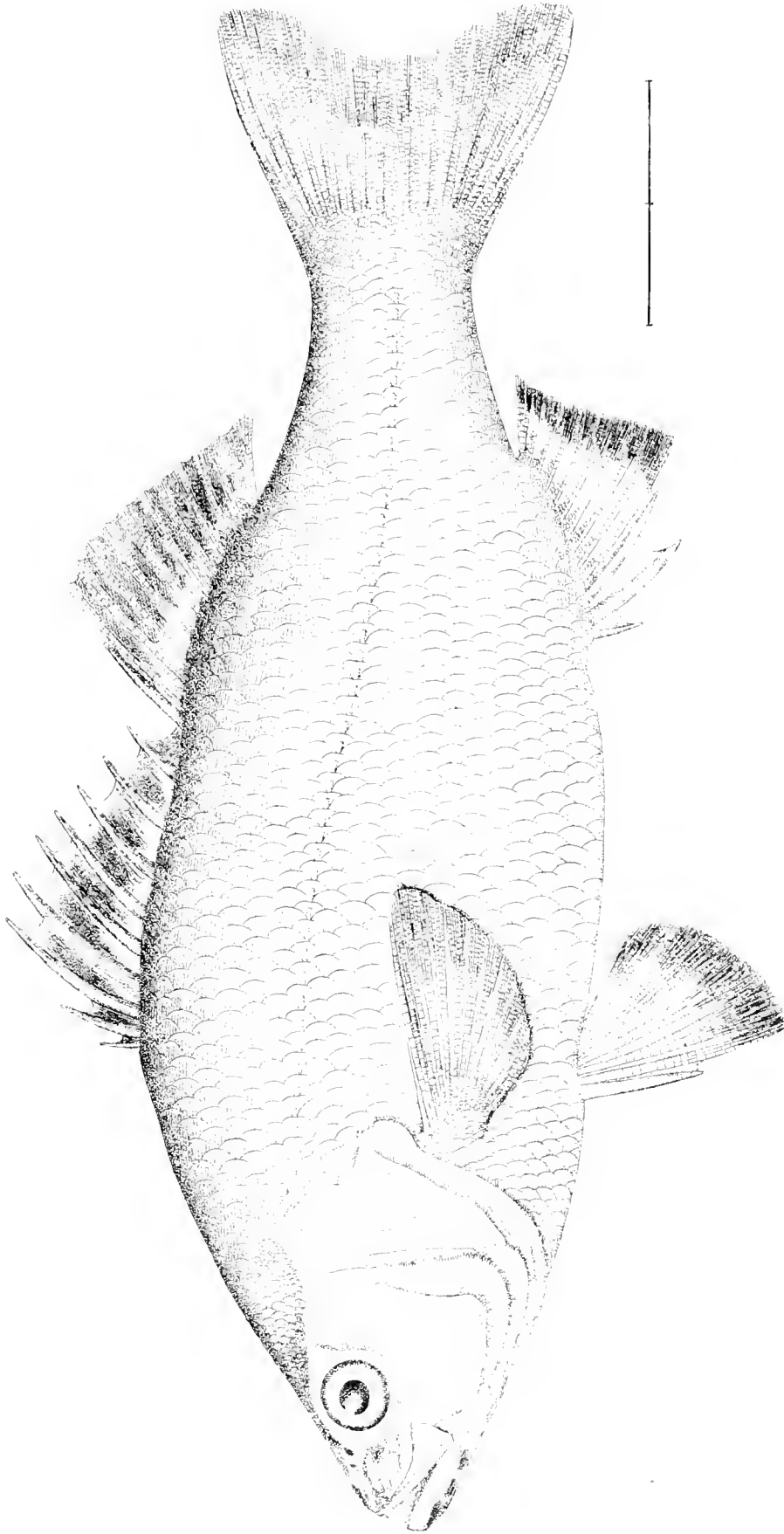
Drawing by H. L. Todd, from No. 10726, U. S. National Museum, collected at Sandusky, Ohio, by J. W. Milner.



THE YELLOW BASS.

Roccus interruptus (Gill), J. & G. (p. 131.)


Drawing by H. L. Todd, from specimen in National Museum.



THE WHITE PERCH.

Roccus americanus (Gml.), J. & G. (p. 431.)

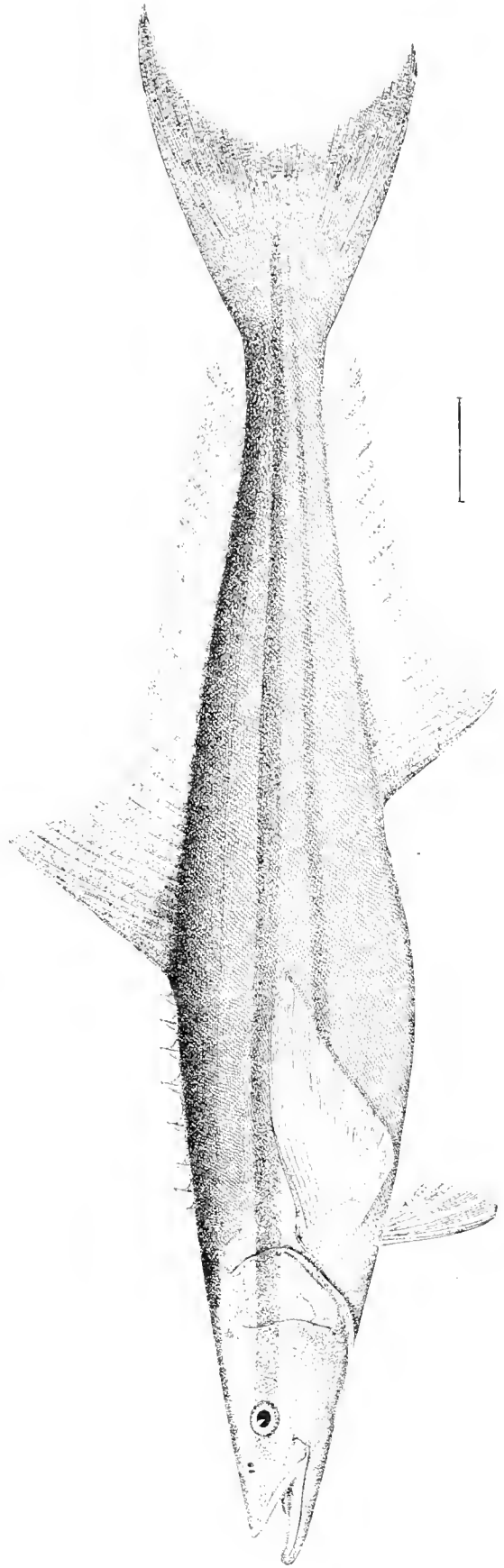
Drawing by H. L. Todd, from No. 15651, U. S. National Museum, collected at New York, November 15, 1875, by E. G. Blackford.



THE BLUEFISH.

Pomatomus saltatrix (L.), Gill. (p. 114.)

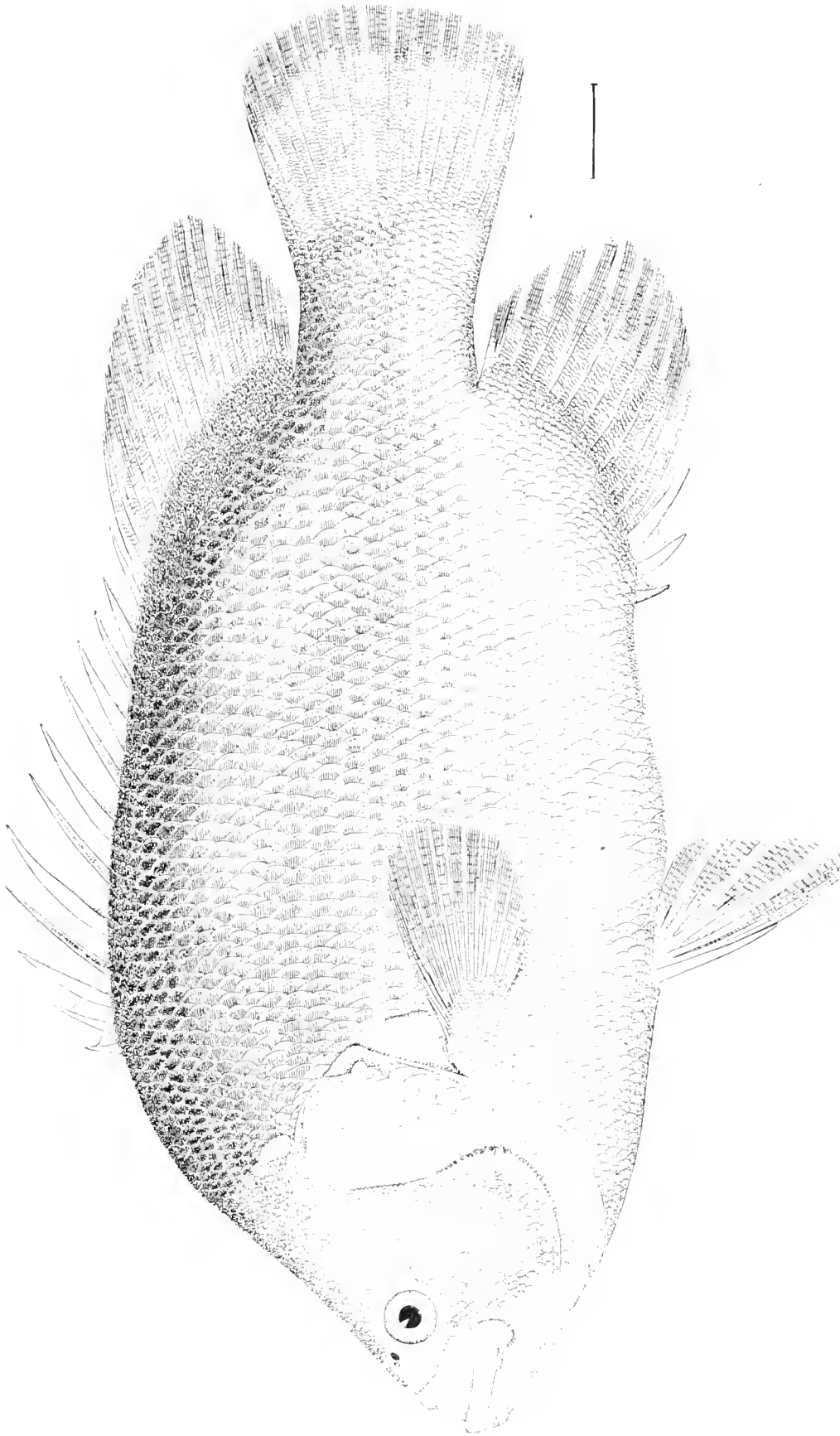
Drawing by H. L. Todd, from specimen in U. S. National Museum.



THE COBIA OR CRAB-EATER.

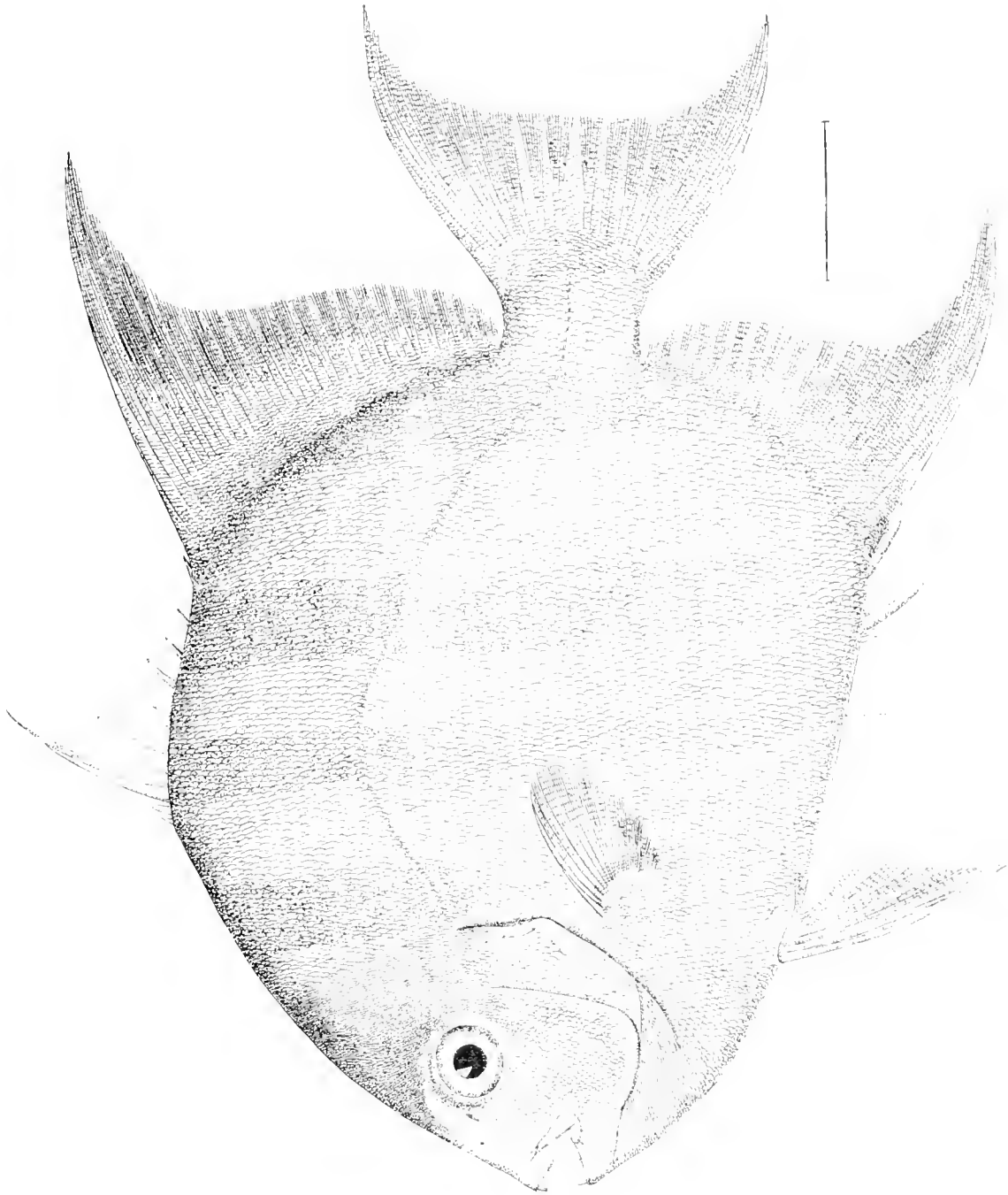
Elacate canadensis (L.), Gill. (p. 111.)

Drawing by H. L. Todd, from No. 18563, U. S. National Museum.



THE TRIPLE-TAIL OR BLACK GROUPEE.

Lobotes surinamensis (Bl.), Cuvier. (p. 111)
Drawing from specimens collected in the Saint John's River, Florida, 1874, by G. Brown Goode.



THE MOON-FISH OR SPADE-FISH.

Chaetodipterus faber Brouss., J. & G. p. 45.



THE SPEAR-FISH REMORA.

Rhombochirus osteochir (Cuv.), Gill. (p. 116.)

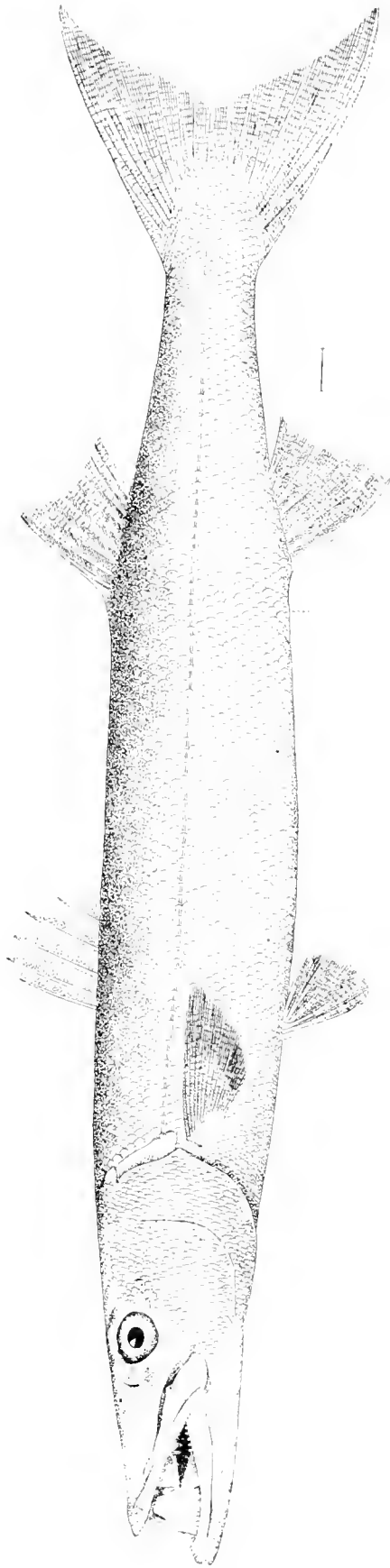
Drawing by H. L. Todd, from No. 19022, U. S. National Museum, collected at Wood's Holl, Mass., 1875, by U. S. Fish Commission.



THE SWORD-FISH REMORA.

Remoropsis brachyptera, Lowe. (p. 116.)


Drawing by H. L. Todd, from No. 23371 U. S. National Museum, collected at sea, in 250 fathoms of water, by Daniel McEachran.



THE WEST INDIAN BARRACOUTA OR SENNET.

Sphyræna picuda, Schn. (p. 115.)

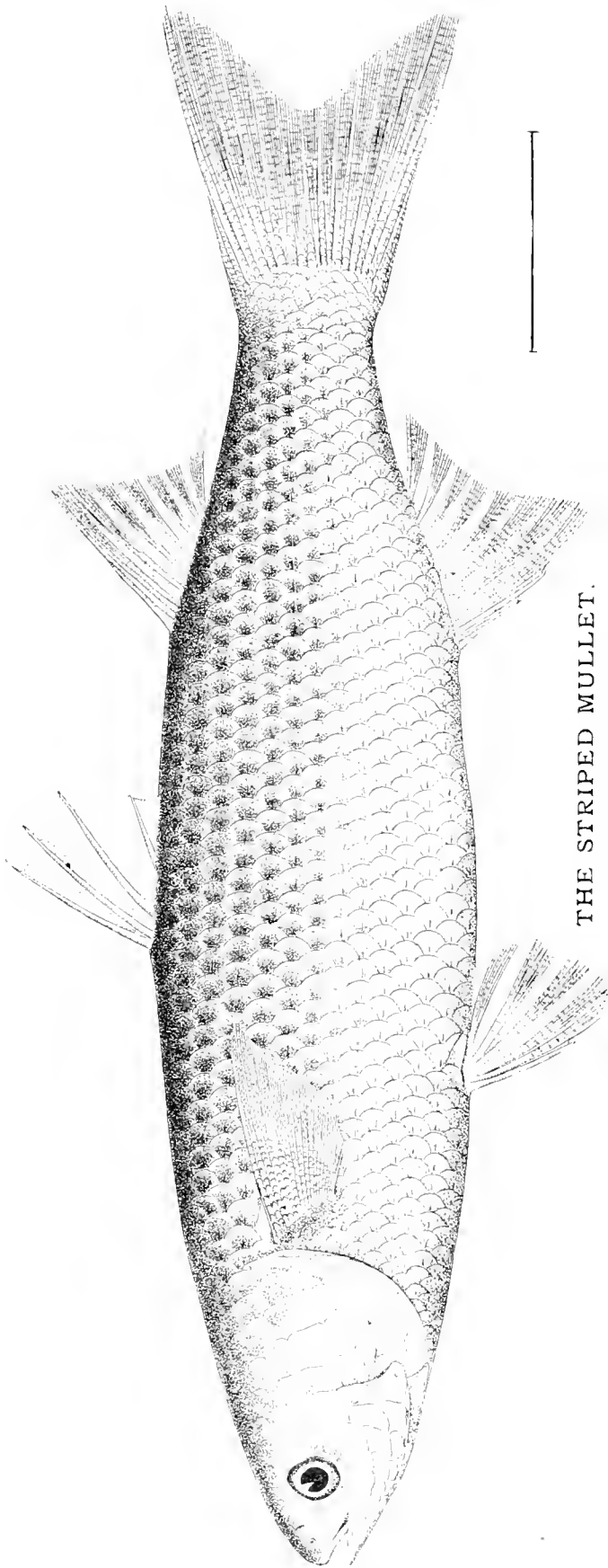
Drawing by H. L. Todd, from No. 14975, U. S. National Museum, collected in Florida, by E. G. Blackford.



THE NORTHERN BARRACOUTA.

Sphyræna borealis, de Kay. (p. 115.)

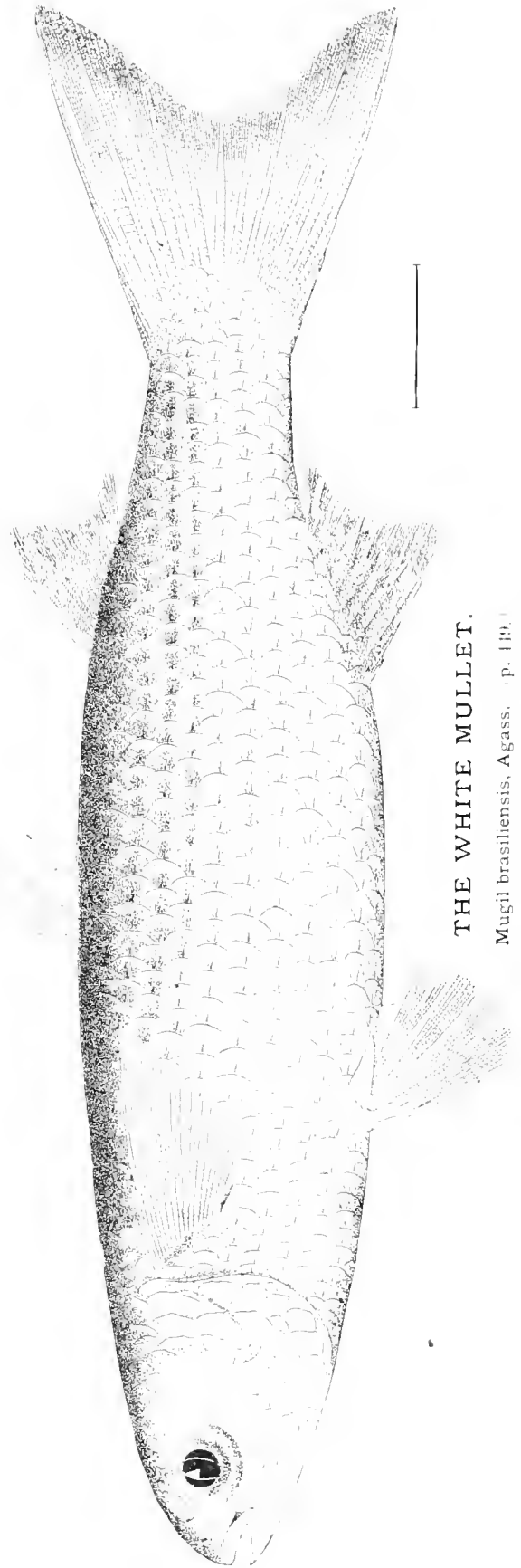
Drawing by H. L. Todd, from No. 13892, U. S. National Museum, collected at Wood's Hole, Mass., 1876, by Vinal S. Edwards.



THE STRIPED MULLET.

Mugil albula, L. (p. 119.)

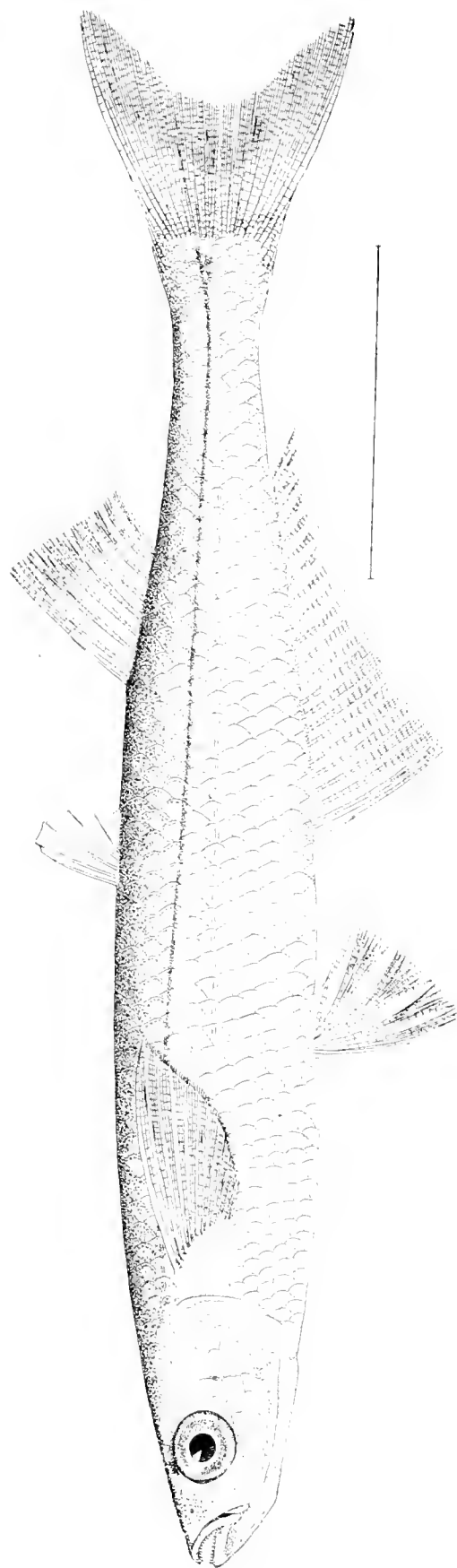
Drawing by H. L. Fould from No. 24456, U. S. National Museum, collected at Wood's Holl, Mass., December 15, 1879, by Vinal N. Edwards.



THE WHITE MULLET.

Mugil brasiliensis, Agass. (p. 119.)


Drawing by Miss M. Smith, from No. 24498, U. S. National Museum, collected at Pensicola Fla. 1875, by Silas Stearns.



THE SAND SMELT OR SILVER SIDES.

Menidia notata (Mitchell, J. & G., p. 156.)

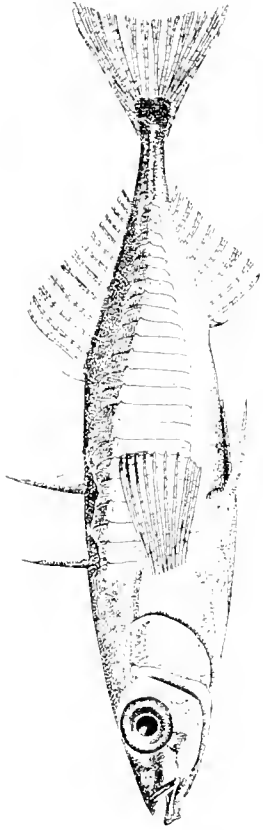
Drawing by H. L. Todd, from specimen in U. S. National Museum, collected at Noank, Conn., by U. S. Fish Commission.



THE CALIFORNIA "SMELT" OR PESCADILLO.

Atherinopsis californiensis, Girard, p. 457.


Drawing by H. L. Todd, from No. 26764 U. S. National Museum, collected at San Diego, Cal., Issn. by Prof. D. S. Jordan.



THE TWO-SPINED STICKLE-BACK.

Gasterosteus aculeatus, L.


Drawing by H. L. Todd, from No. 20875, U. S. National Museum, collected at Wood's Holl, Mass., December 3, 1877, by Vinal N. Edwards.



THE SILVER GAR-FISH.

Tylosurus longirostris (Mitch.), J. & G. (p. 47)


Drawing by H. L. Todd, from specimens in National Museum.



THE SKIPPER OR SAURY.

Scorberesox saurus (Walb.), Fleming. (p. 460.)

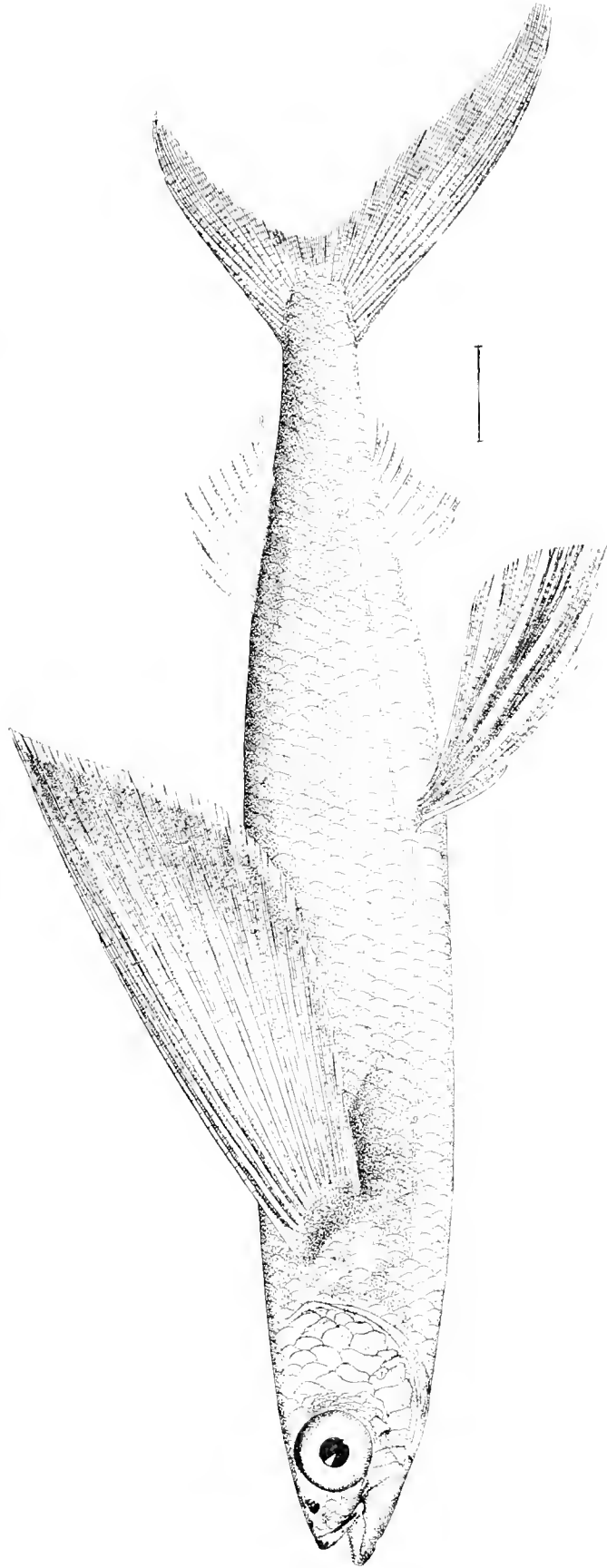
Drawing by H. L. Todd, from No. 19553, U. S. National Museum, collected at Wood's Holl, Mass., November 3, 1875, by Vinal N. Edwards.



THE HALF BEAK.

Hemiramphus unifasciatus (Ranzani). (p. 461.)


Drawing by H. L. Todd, from No. 16944, U. S. National Museum, collected in Chesapeake Bay, August, 1876, by Otto Luzzger.



THE CALIFORNIA FLYING-FISH.

Exocoëtus californiensis, Cooper. (p. 159.)

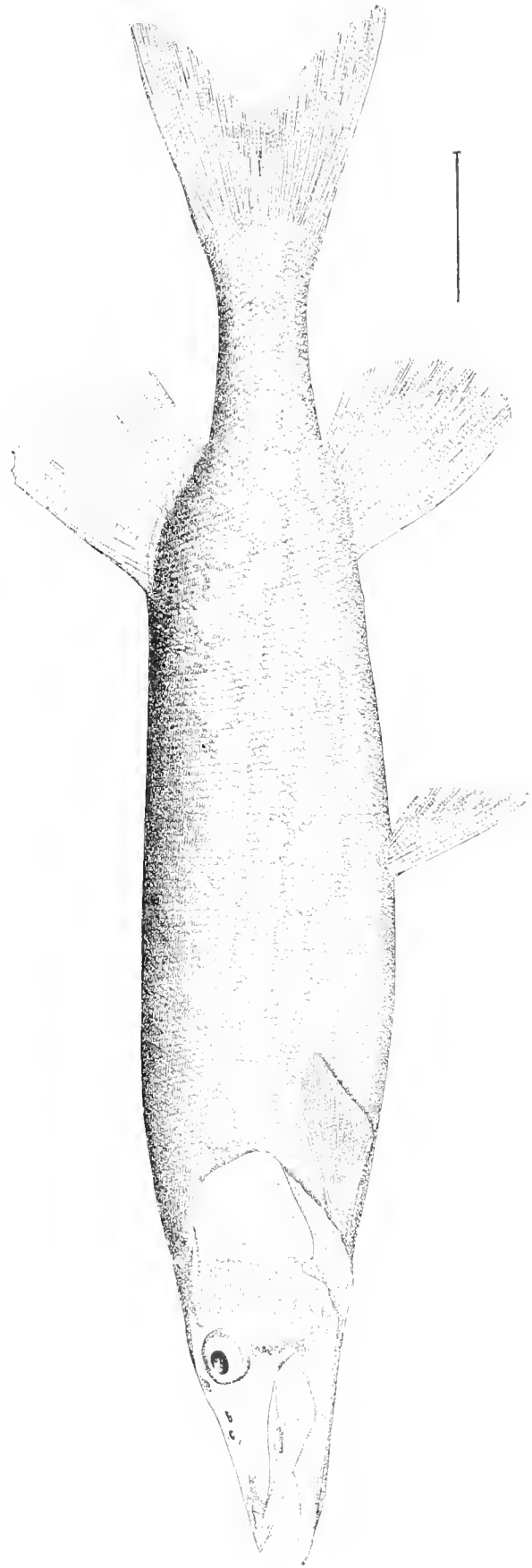
Drawing by H. L. Todd, from No. 26907, U. S. National Museum, collected at Santa Barbara, Cal., 1880, by Jordan and Gilbert.



THE PIKE.

Esox lucius, L. (p. 461.)


Drawing by H. L. Todd, from No. 9289, U. S. National Museum, collected at Eorose, Mich., by George Clark



THE PICKEREL OR FEDERATION PIKE.

Esox reticulatus, Le Sueur. (p. 461.)


Drawing by H. L. Todd, from No. 29381, U. S. National Museum.



THE WESTERN BROOK PICKEREL.

Esox umbrosus, Kirtland. (p. 161.)

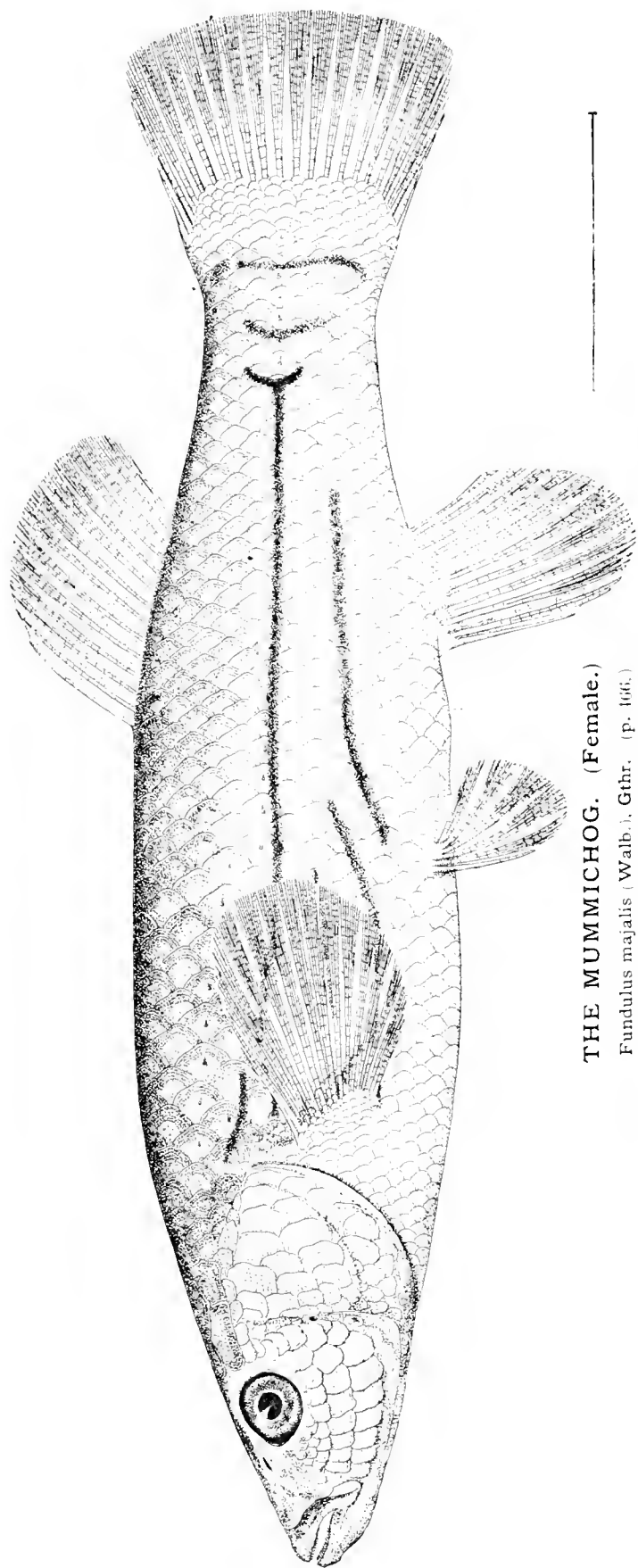
Drawing by H. L. Todd, from No. 26705, U. S. National Museum, collected by E. G. Blackford.



THE MUSKELLUNGE.

Esox nobilior, Thompson. (p. 161.)


Drawing by H. L. Todd, from No. 10067, U. S. National Museum, collected at Fouts, Mich., by George Clark.



THE MUMMICHOG. (Female.)

Fundulus majalis (Walb.), Gthr. (p. 166.)

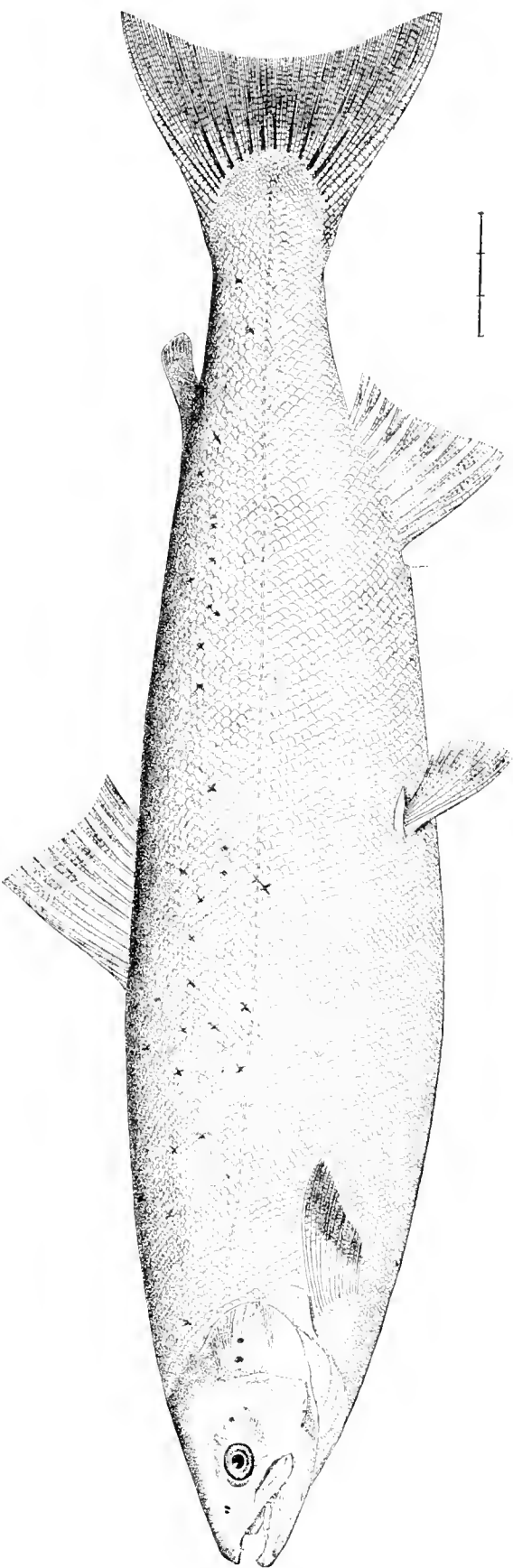
Drawing by H. L. Todd, from No. 13788, U. S. National Museum, collected at Wood's Holl, Mass., September 15, 1871, by U. S. Fish Commission.



THE BLACKFISH OF ALASKA.


Dallia pectoralis, Bean. (p. 166.)

Drawing by H. L. Todd, from No. 23498-A, U. S. National Museum, collected at Saint Michaels, Alaska, February, 1877, by L. M. Turner.




THE ATLANTIC SALMON.

Salmo salar, L. (p. 467.)
Drawing by H. L. Todd, from specimen in the U. S. National Museum, taken in the Delaware River



THE QUINNAT OR CALIFORNIA SALMON.


Oncorhynchus chouicha (Walb.), J. & G. (p. 179.)
Drawing by H. L. Todd, from No. 24671, U. S. National Museum, collected at North Bay, December, 1879, by James G. Swan



THE STEEL HEAD.

Salmo Gairdneri, Richardson. (p. 174.)

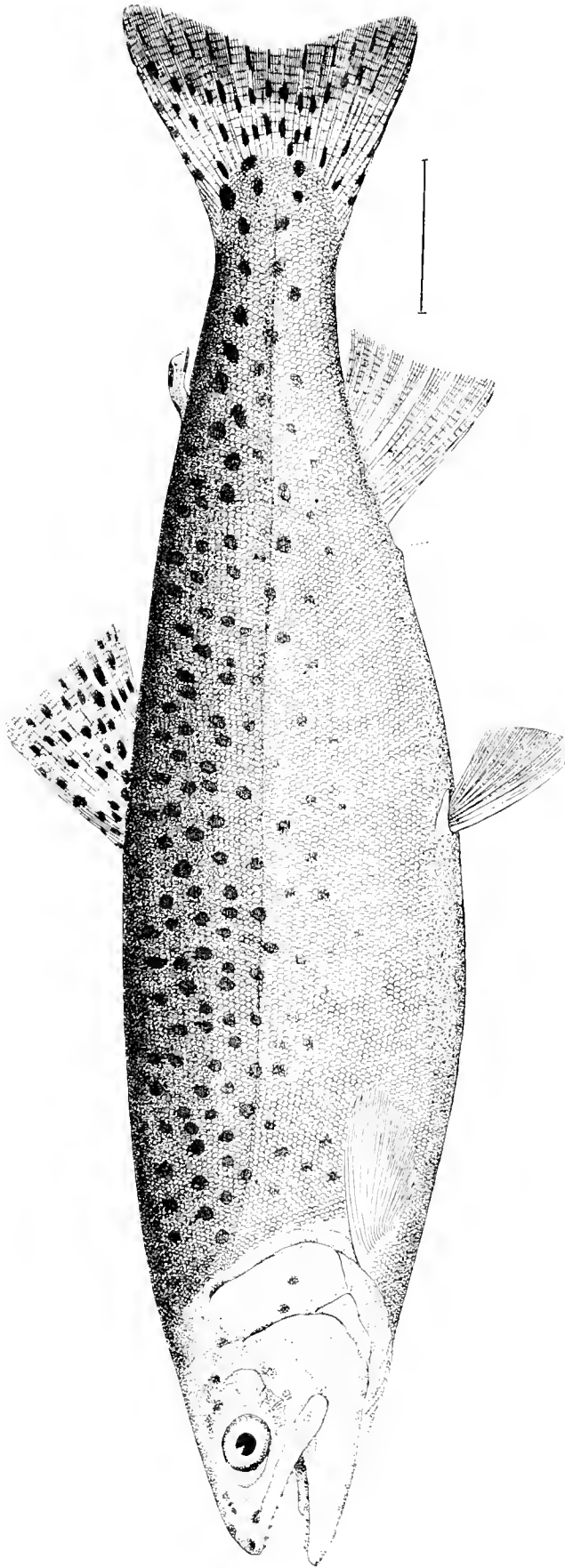
Drawing by H. L. Todd from No 27218, U. S. National Museum, collected in the Columbia River, 1880, by Prof. D. S. Jordan.



THE RAINBOW TROUT.

Salmo irideus, Gibbons. (p. 475.)


Drawing by H. L. Todd, from No. 2903, U. S. National Museum, collected in the McCloud River, Cal., 1881, by Livingston Stone.



THE BLACK-SPOTTED TROUT.

Salmo purpuratus, Pallas. (p. 175.)


Drawing by H. L. Todd, from No. 27905, U. S. National Museum, collected at Sitka, Alaska, 1876, by L. A. Beardslee.



THE KAYKO OR DOG SALMON.

Oncorhynchus keta (Walb.), Gill & Jordan. (p. 176.)

Drawing by H. L. Todd, from No. 27617. U. S. National Museum, collected at Fort Alexander, Cook's Inlet, Alaska, July 4 1880, by J. Cohen.




THE GORBUSCHA OR HUMP-BACKED SALMON.

Oncorhynchus gorbuscha (Walb.), Gill & Jordan. (p. 170.)

Drawing by H. L. Todd, from No. 27743, U. S. National Museum, collected at Cook's Inlet, July 6, 1889, by Dr. T. H. Bean.

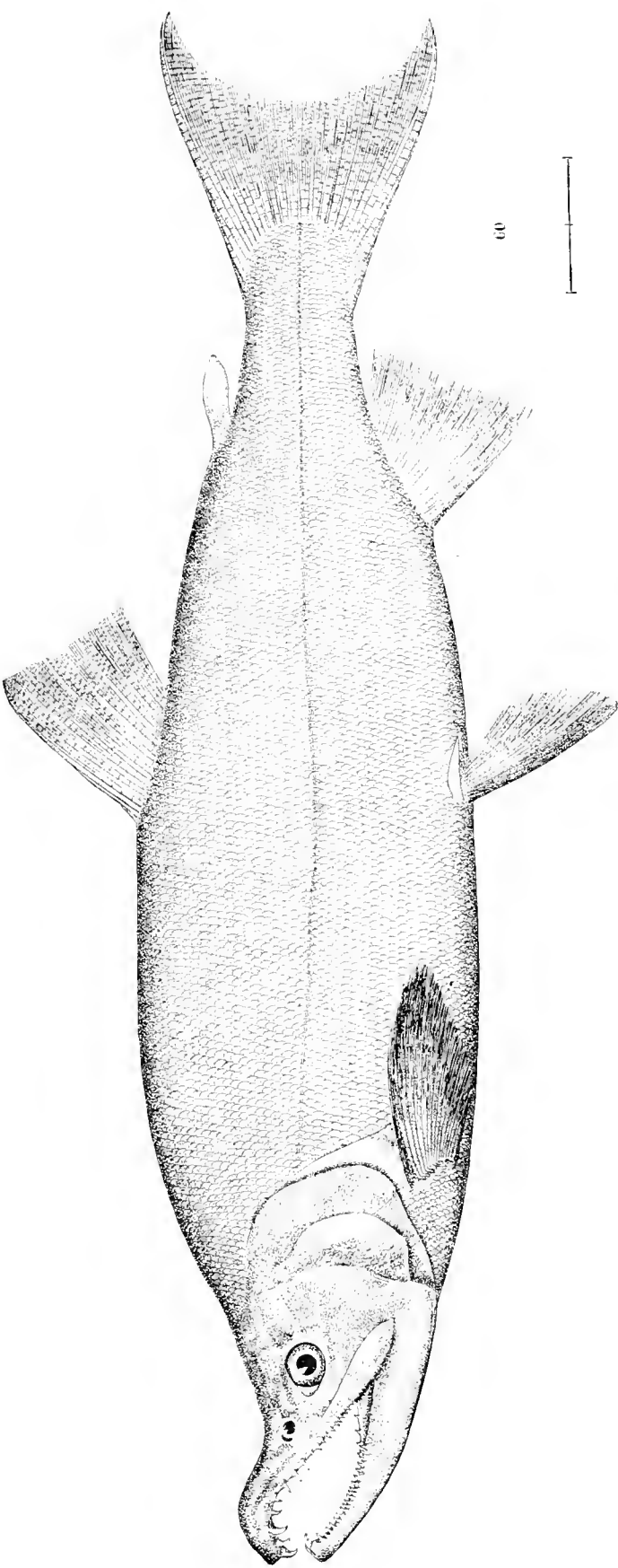




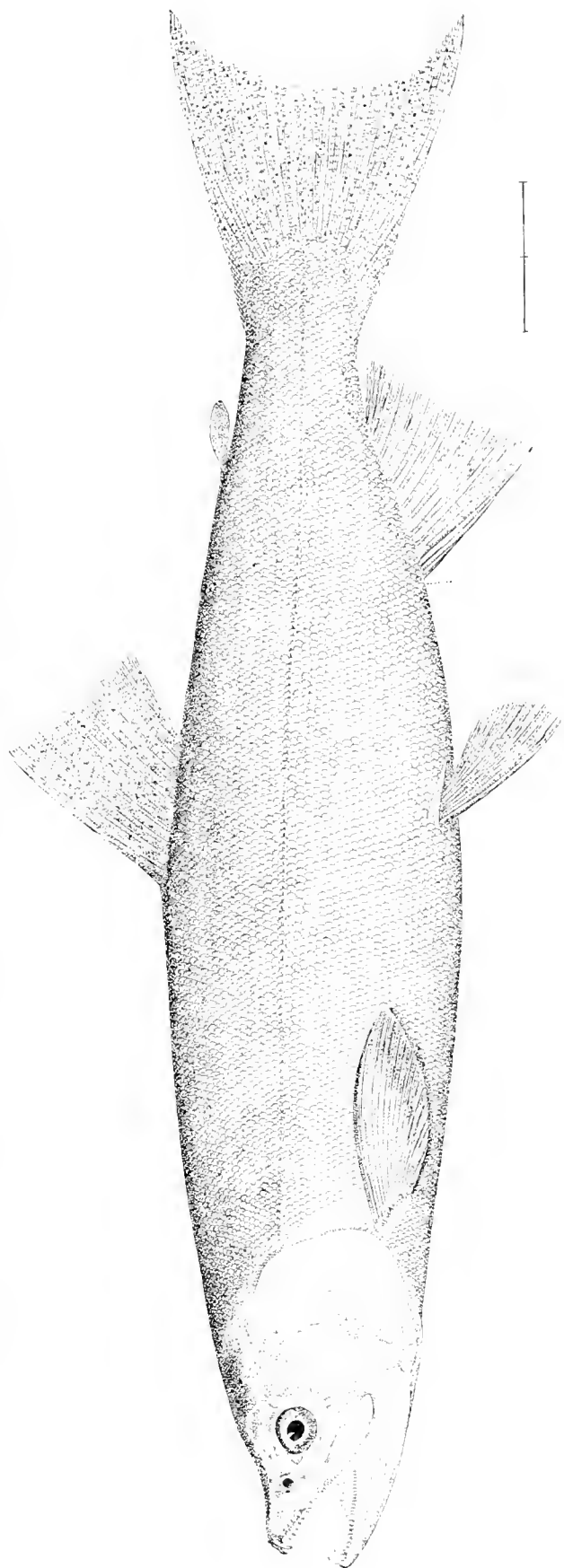
THE KISUTCH OR SILVER SALMON.

Oncorhynchus kisutch (Walb.), J. & G. (p. 477.)

Drawing by H. L. Todd, from No. 2712, U. S. National Museum, collected at Hihlank, Unalashka, October 12, 1880, by Dr. T. H. Bean.




(Hooked-jawed male.) Drawing by H. L. Todd, from specimen in U. S. National Museum, collected by Capt. C. Bendire, U. S. N., in the Wallowa River, Idaho.



(Female.) Drawing by H. L. Todd, from specimen in U. S. National Museum, collected by Capt. C. Bendire, U. S. N., in the Wallowa River, Idaho.

THE KRASNAYA RYBA, RED-FISH OF IDAHO, OR BLUE BACK SALMON.


Oncorhynchus nerka (Walb.), Gill & Jordan. (p. 177.)



THE KRASNAYA RYBA OR BLUE BACK SALMON.

Oncorhynchus nerka (Walb.), J. & G.

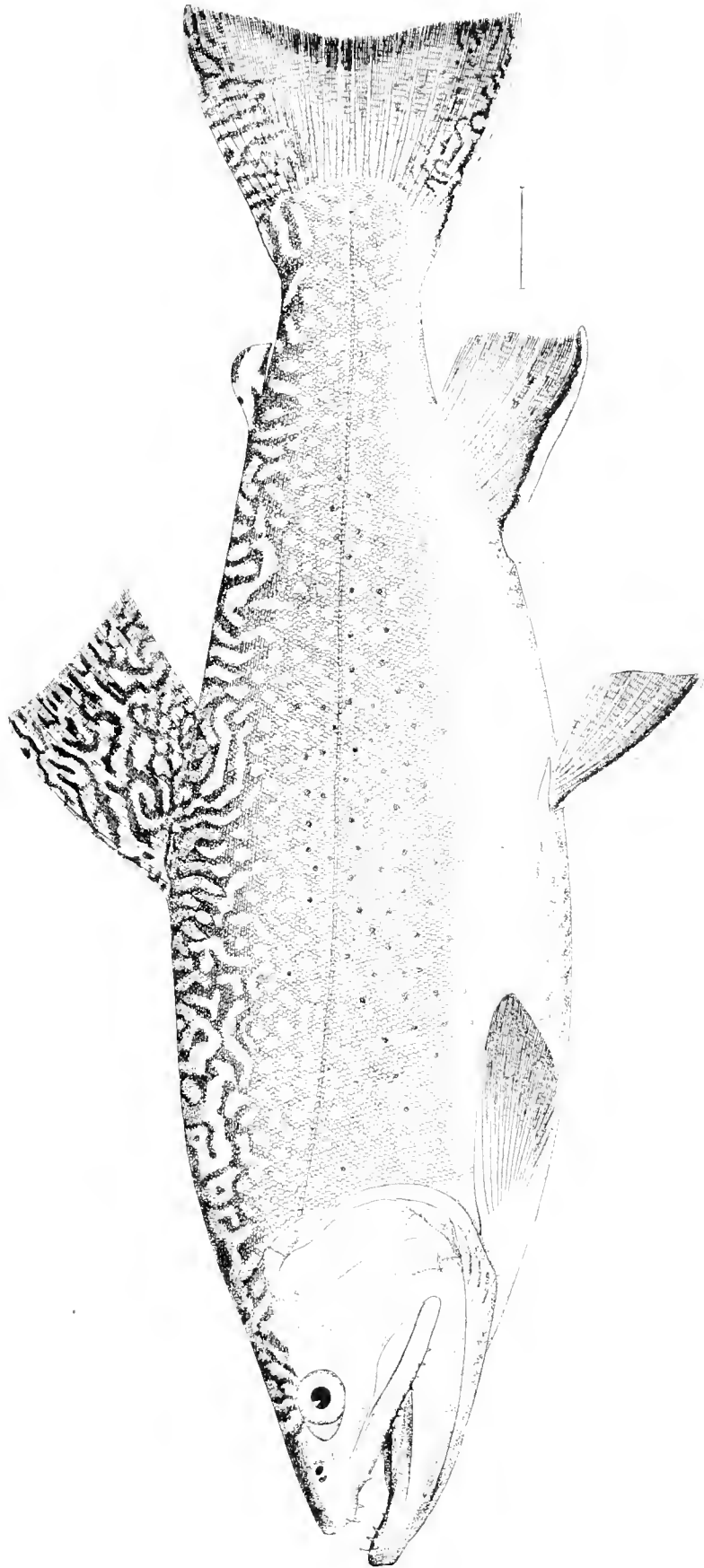
Drawing by H. T. Todd from fresh run made sent to U. S. National Museum from the Columbia River, April, 1884, by A. Booth, esq.



THE NAMAYCUSH OR LAKE TROUT.

Salvelinus namaycush (Walb.), Goode, (p. 185.)

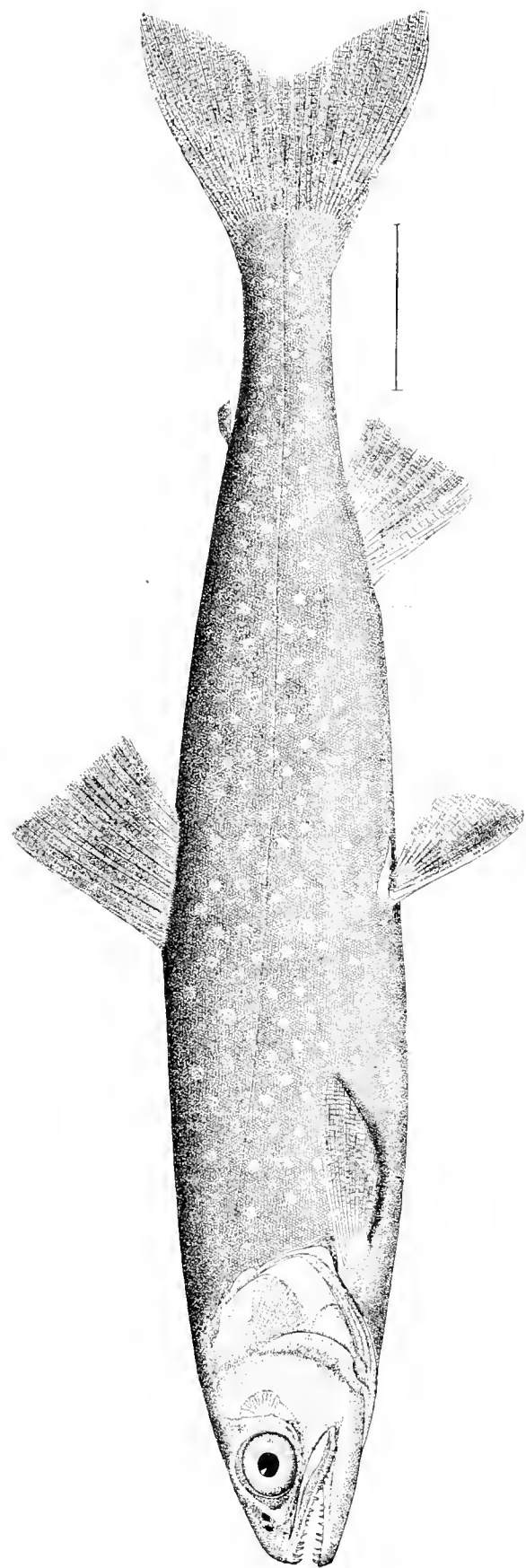
Drawing by H. L. Todd from No. 1701, U. S. National Museum, collected at Raquette Lake, New York, February 25, 1877, by Verplanck Colvin.



THE SPECKLED TROUT.

Salvelinus fontinalis (Mitch. & Gill & Jordan. (p. 497.)

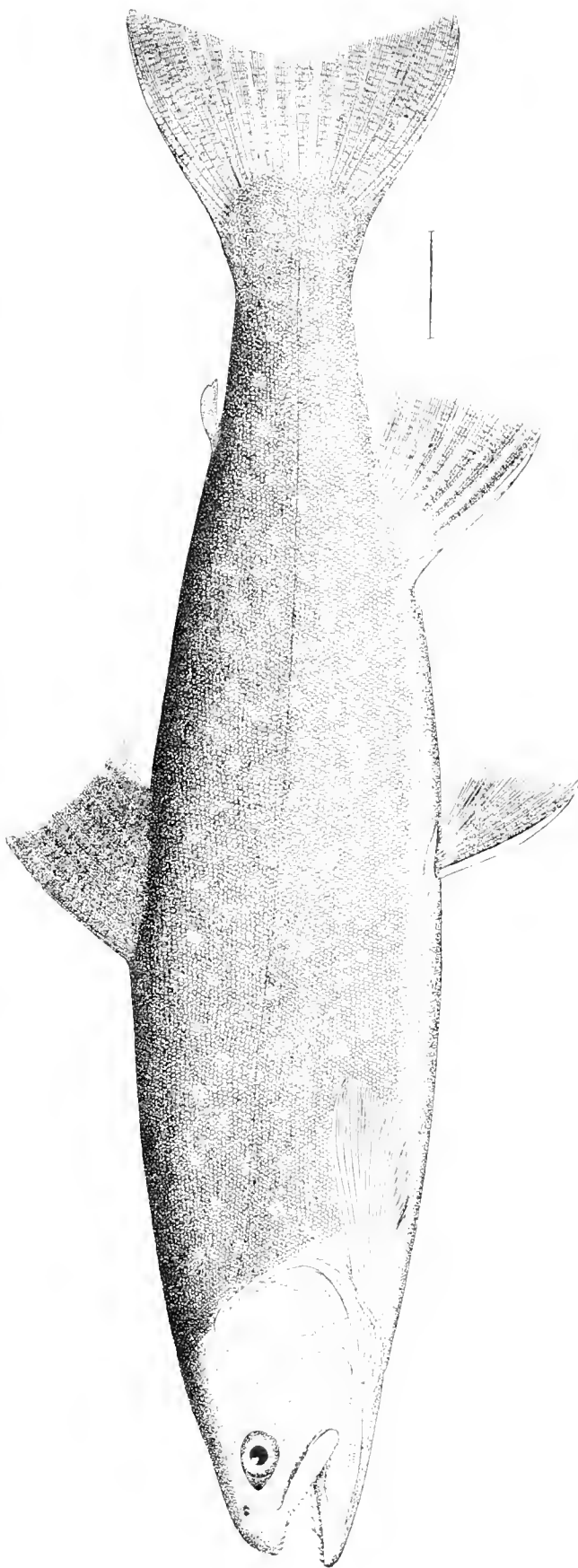
Drawing by H. L. Todd, from No. 2863 U. S. National Museum, obtained in New York Market, July, 1881, by E. G. Blackford.



THE QUASSA TROUT.

Salvelinus quassa (Grd.), Gill & Jordan. (p. 503.)

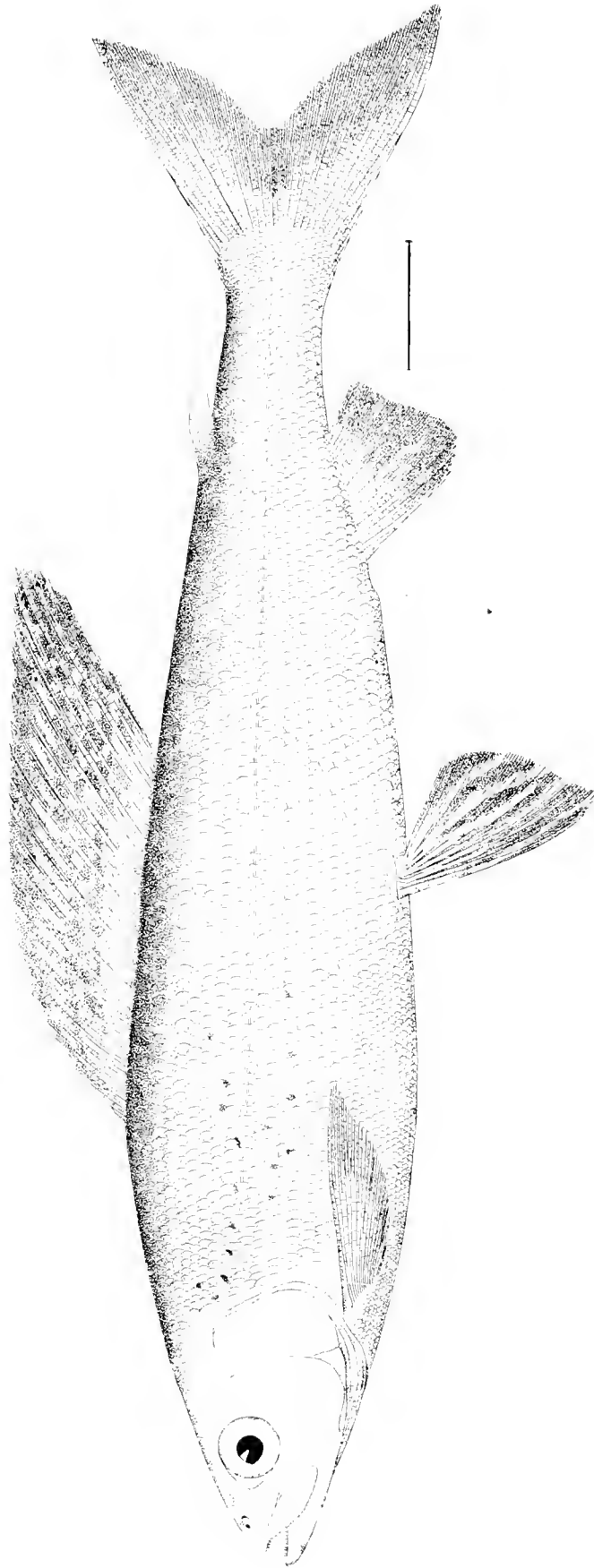
Drawing by H. L. Todd, from No. 20688, U. S. National Museum, collected at Quassac Lake, New York, November 9, 1877, by E. G. Blackford.



THE MALMA OR DOLLY VARDEN TROUT.

Salvelinus malma (Walb.), J. & G. (p. 504.)

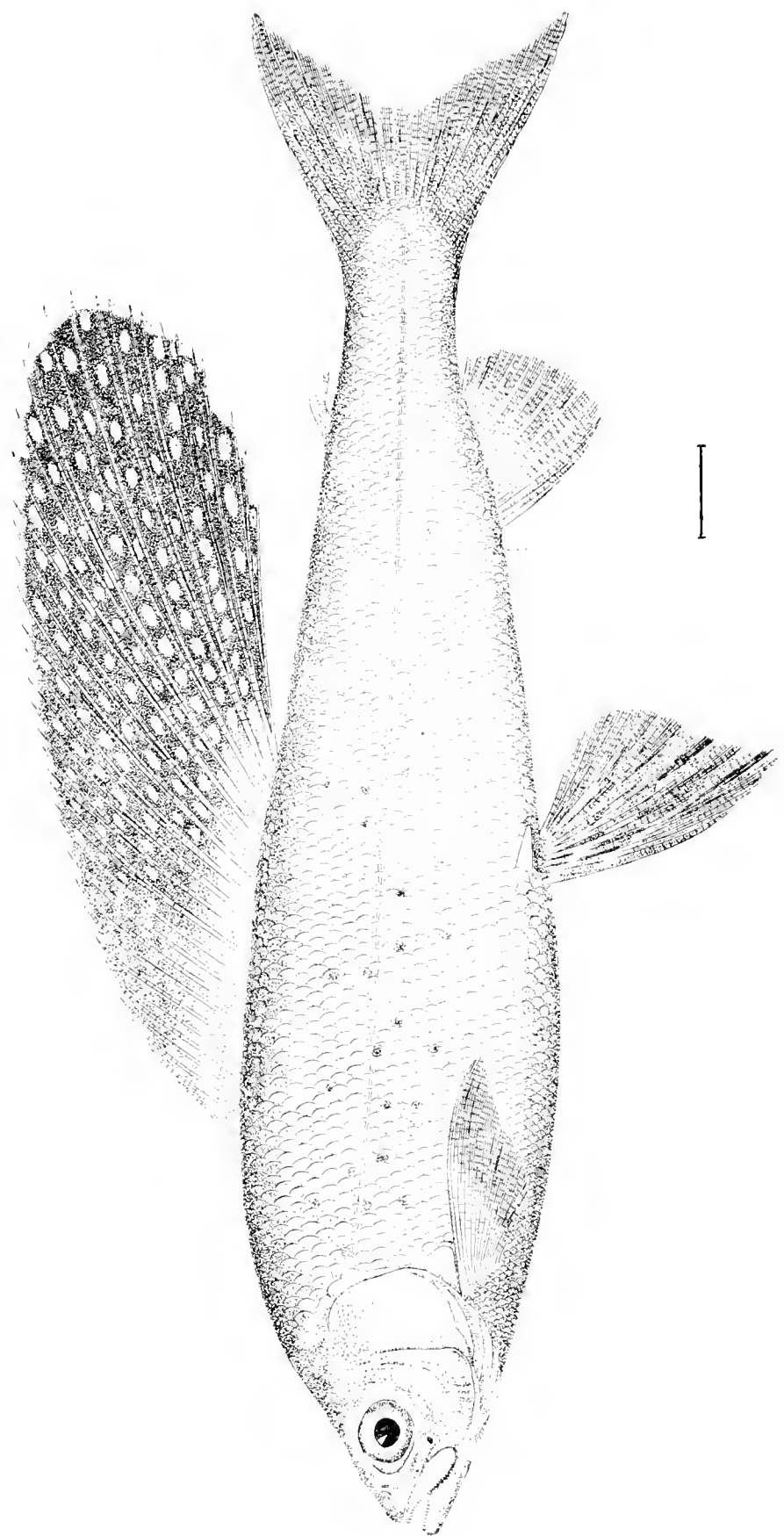
Drawing by H. L. Todd, from No. 27740, U. S. National Museum, collected at Fort Chatham, Cook's Inlet, Alaska, 1880, by Dr. T. H. Bean.



THE GRAYLING.

Thymallus tricolor, Cope. (p. 545.)

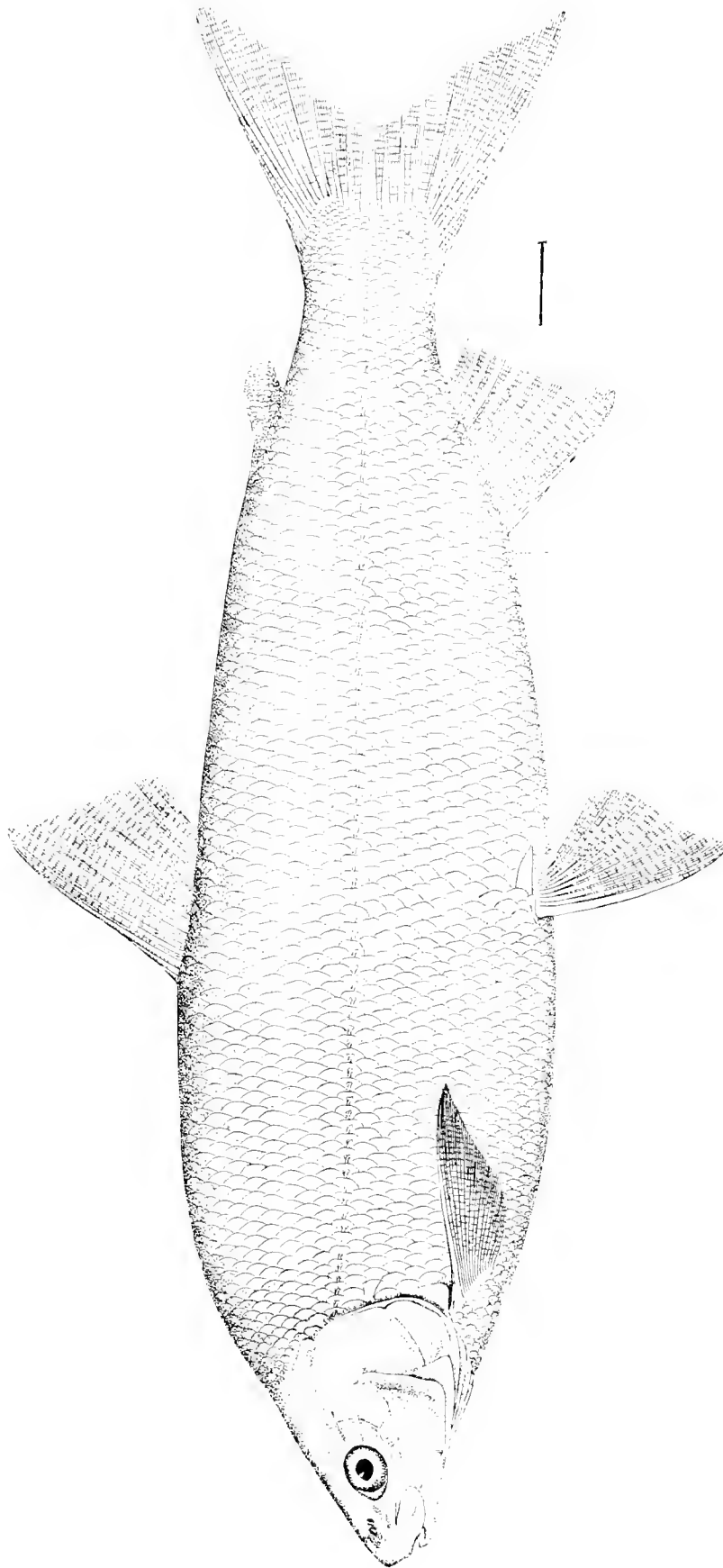
Drawing by H. L. Todd, from No. 1115, U. S. National Museum, obtained from Au Sable River, Michigan, by J. W. Milner.



THE ALASKA GRAYLING.

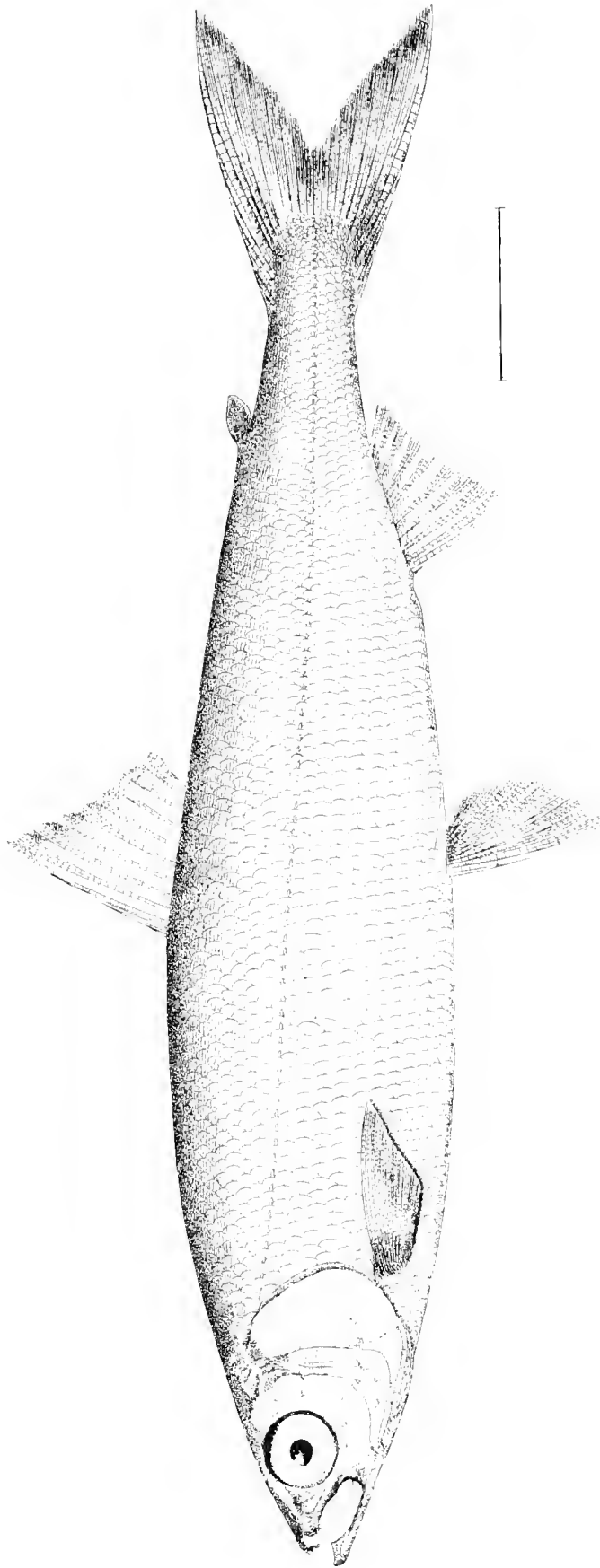
Thymallus signifer, Richardson. (p. 365.)

Drawing by H. L. Todd, from No. 3333 U. S. National Museum, collected at Fort Simpson, June, 1860, by E. R. Ross



THE WHITEFISH.

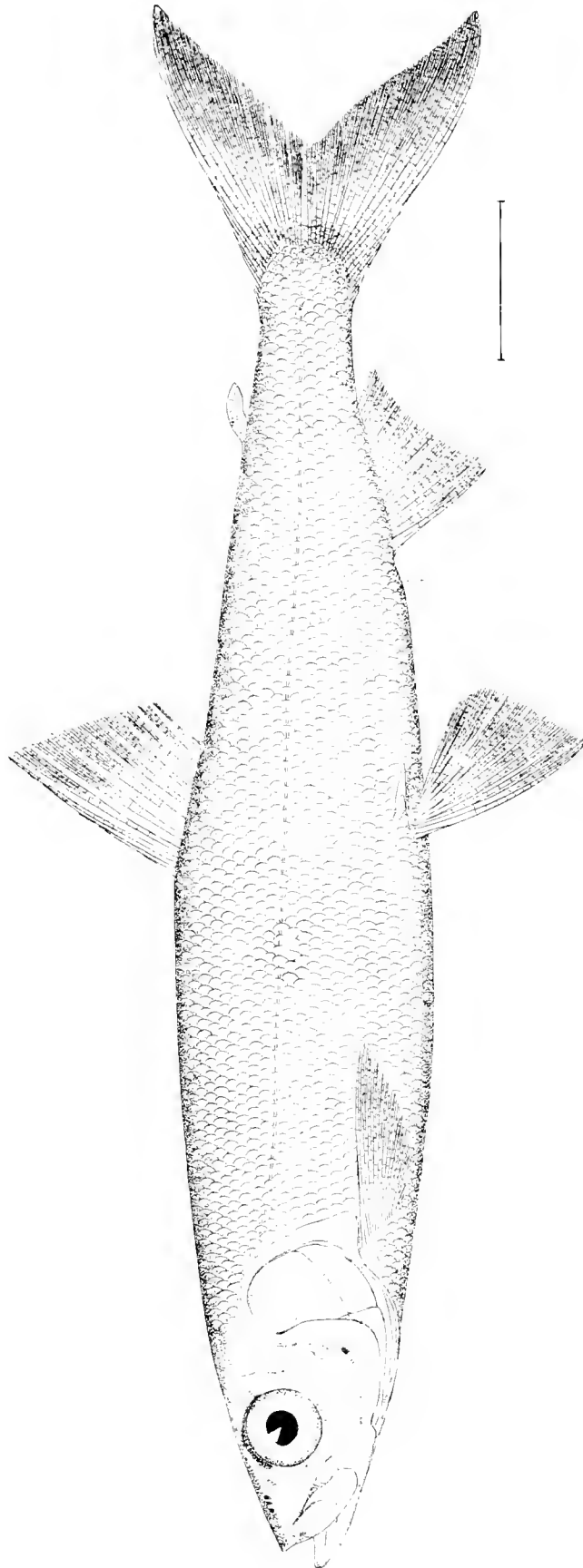
Coregonus clupeiformis (Mitch. & Milner. (p. 507.))
Drawing by H. L. Todd, from No. 10200, U. S. National Museum, collected at Ecorse, Mich., by George Clark.



THE CISCO OR LAKE HERRING.

Coregonus Artedii, Lesueur.

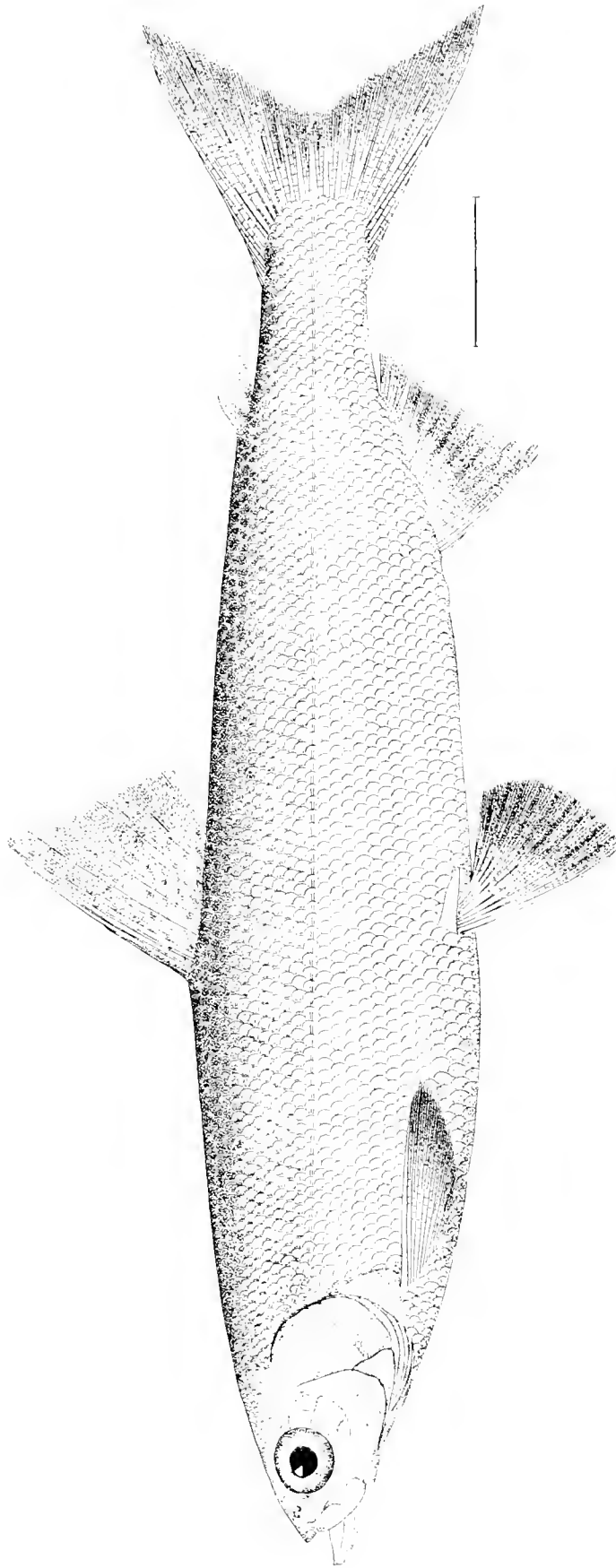
Drawing by H. L. Todd, from No. 3365, U. S. National Museum, collected at Sealfield Bay, Wisconsin, by J. W. Miller.



THE MOON-EYE OR CISCO OF LAKE MICHIGAN.

Coregonus hoyi (Gill.), Jordan.

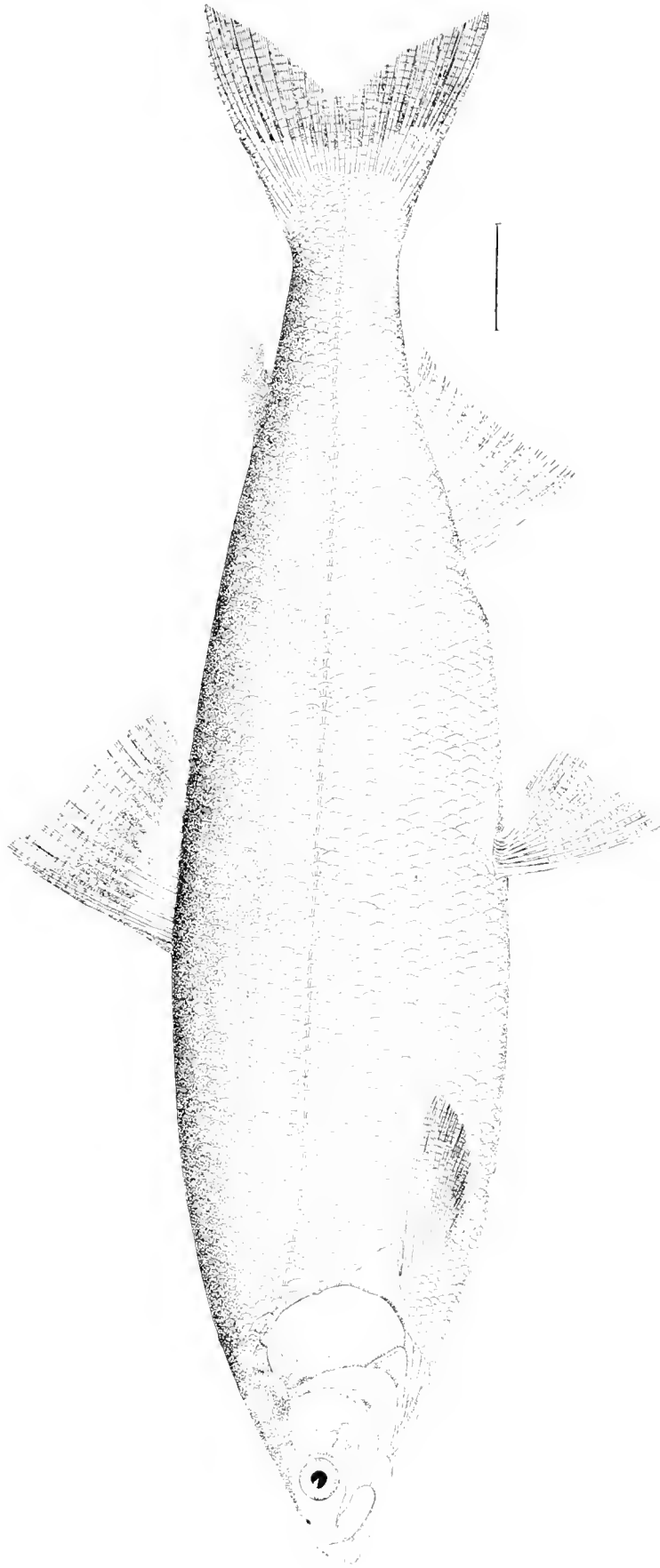
Drawing by H. L. Todd, from No. 32162, U. S. National Museum, collected at Seneca Lake, New York, June, 1878, by Prof. H. L. Smith.



THE ALASKA WHITEFISH.

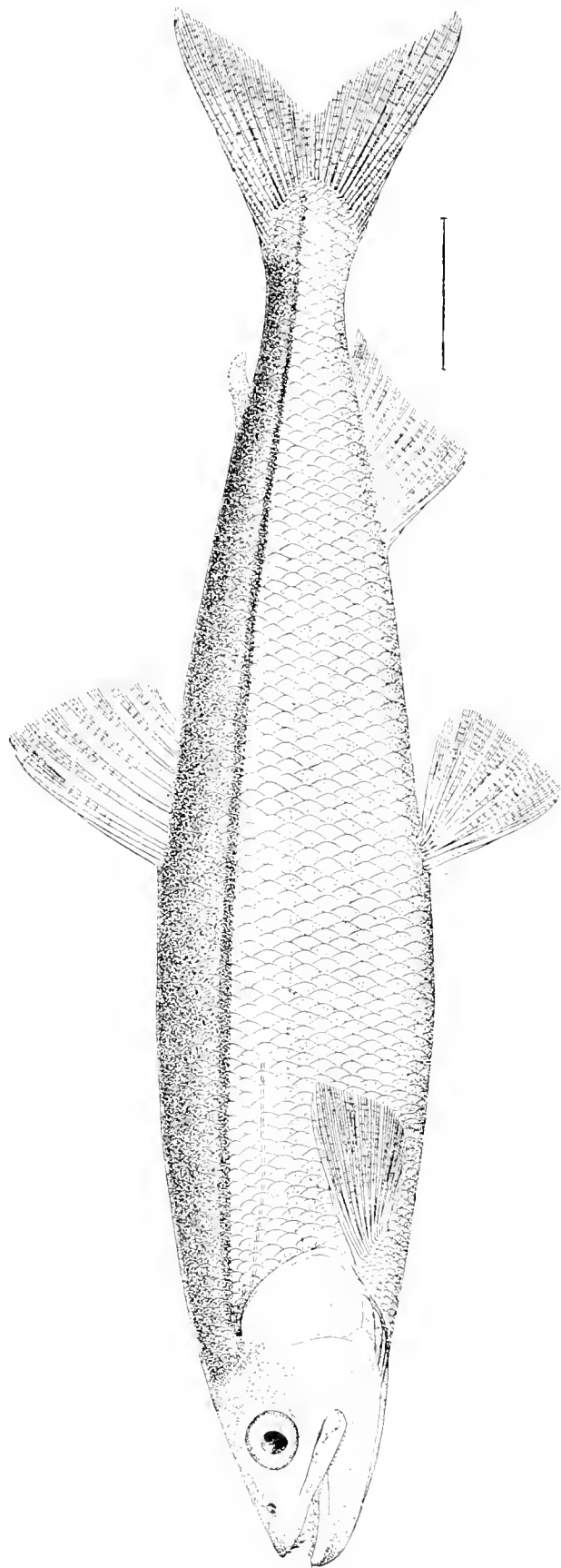
Coregonus Merki, Gthr. (p. 512.)

Drawing by H. L. Todd from No. 27005, U. S. National Museum, collected at Alaska, 1900, by U. S. Steamer Corwin.



THE LAURETTA WHITEFISH.

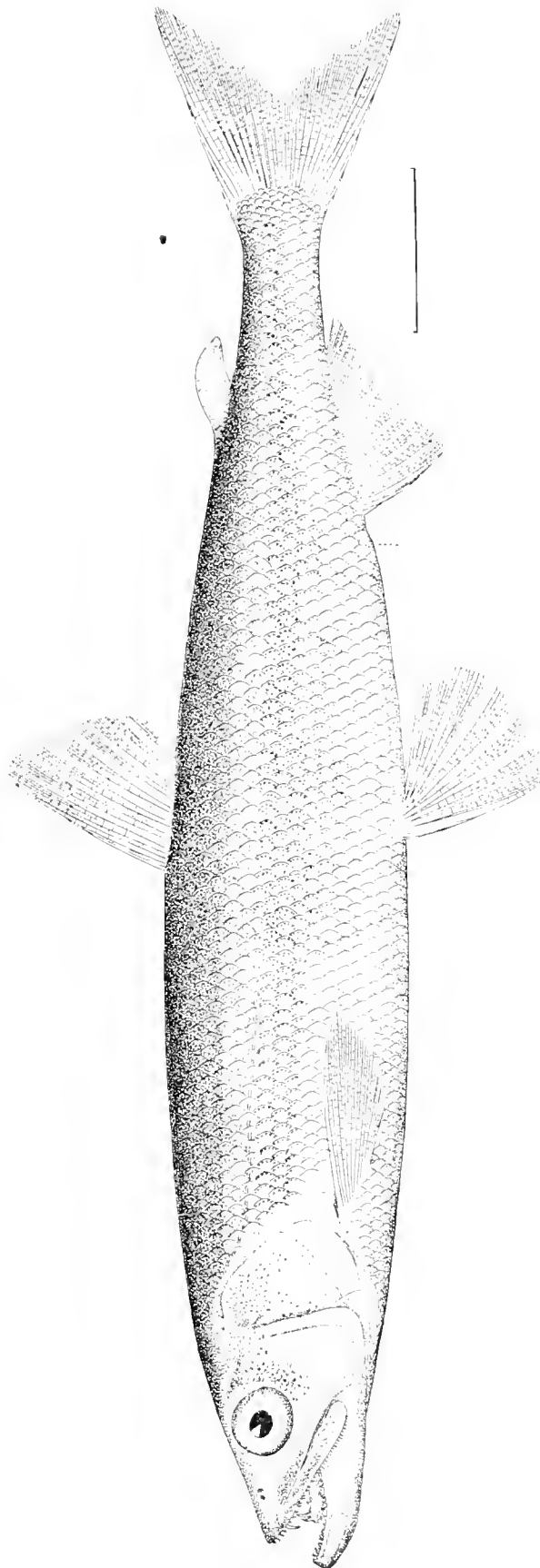
Coregonus Laurettae, Bean. (p. 512.)
Drawing by H. L. Fild from No. 27635, U. S. National Museum, collected at Point Barrow, Alaska, July, 1880, by U. S. Steamer Corwin.



THE EASTERN SMELT.

Osmerus mordax (Mitchell, Gill. (p. 543.))


Drawing by H. L. Todd, from No. 21435, U. S. National Museum, collected at Wood's Holl, Mass., 1878, by Vinal N. Edwards.



THE ALASKA SMELT.

Osmerus dentex, Steindachner. (p. 544.)

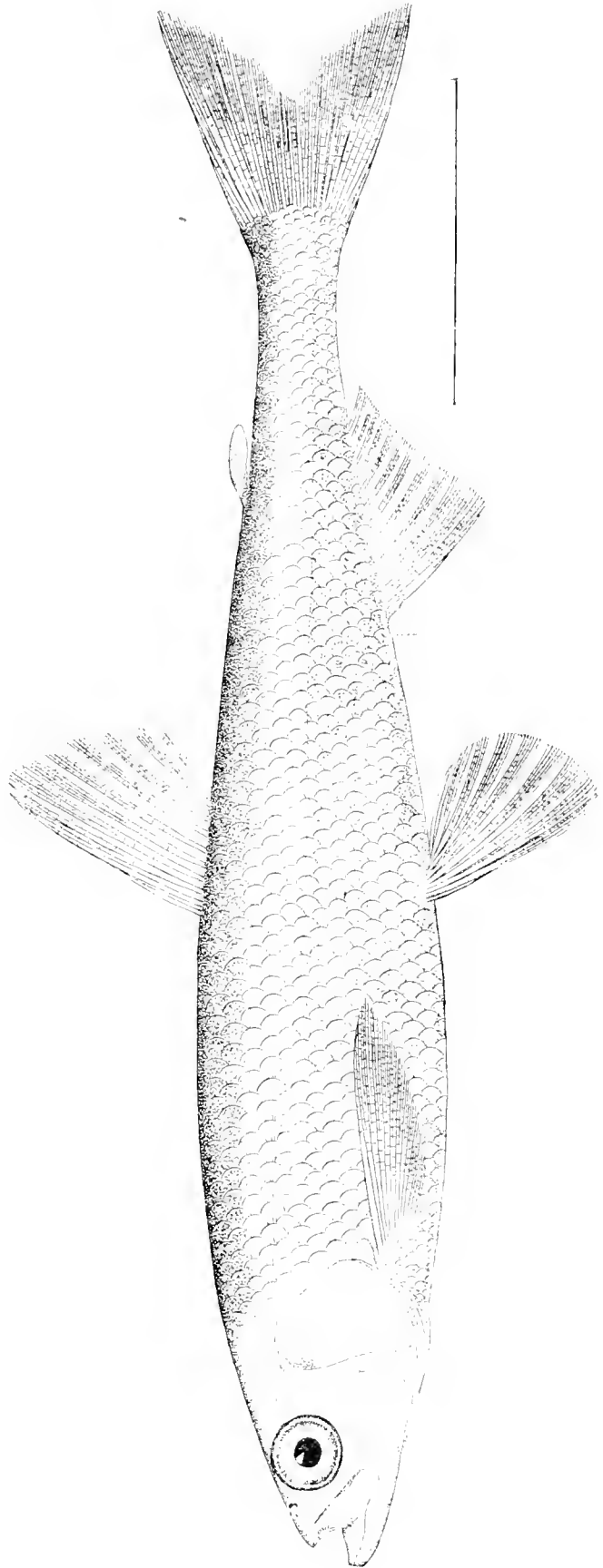
Drawing by H. L. Todd, from No. 27914, U. S. National Museum, collected at Port Clarence, Alaska, 1880, by Dr. T. H. Bean.



THE CALIFORNIA SURF SMELT.

Hypomesus pretiosus (Grd.), Gill. (p. 511.)


Drawing by H. L. Todd, from No. 2765, U. S. National Museum, collected at Yakutat Bay, 1880, by Dr. T. H. Swan.



THE ALASKA SURF SMELT.

Hypomesus olidus (Pallas), Gthr.

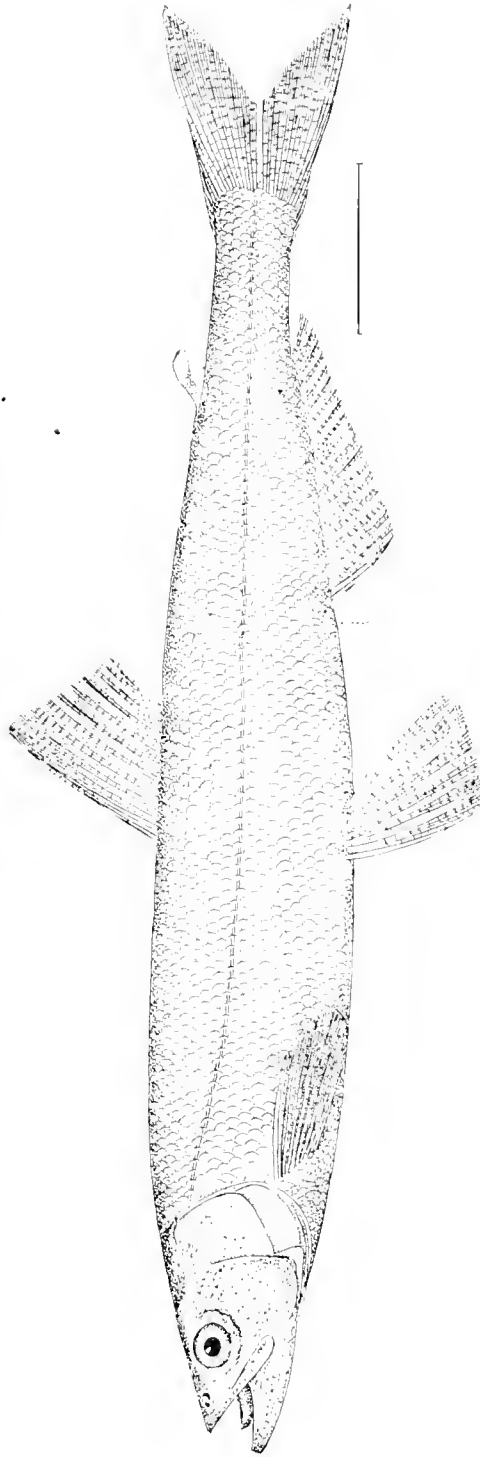
Drawing by H. L. Todd, from No. 2373, U. S. National Museum, collected at Saint Michael's, Alaska, May 20, 1877, by L. M. Turner.



THE CAPELIN.

Mallotus villosus (Müller), Cuv. (p. 544.)


Drawing by H. L. Todd from No. 348. U. S. National Museum, collected at Grosswater Bay, by Dr. E. Cotes.



THE EULACHON.

Thaleichthys pacificus (Rich.), Girard. (p. 547.)

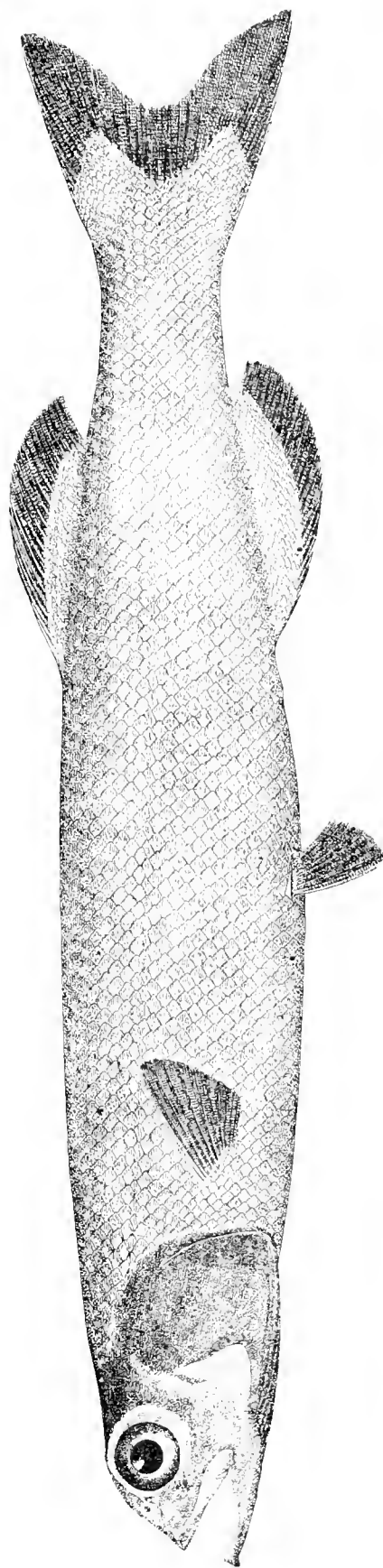
Drawing by H. L. Todd from No. 2809. U. S. National Museum, collected at Chilkat River, Alaska, June, 1886, by Marcus Baker.



THE HAND-SAW FISH.

Alepidosaurus ferox, Lowe.

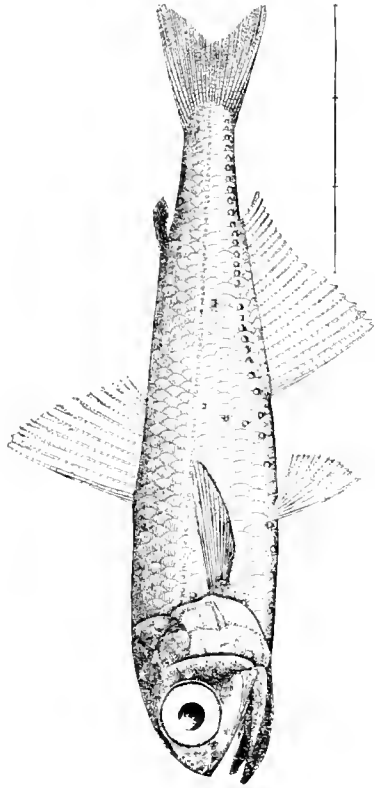
Drawing by H. L. Todd, from No. 18028, U. S. National Museum, collected at Saint Augustine, Fla., 1877, by Dr. Janeway U. S. N.



BAIRD'S ALEPOCEPHALUS.

Alepocephalus Bairdii, Goode & Bean.

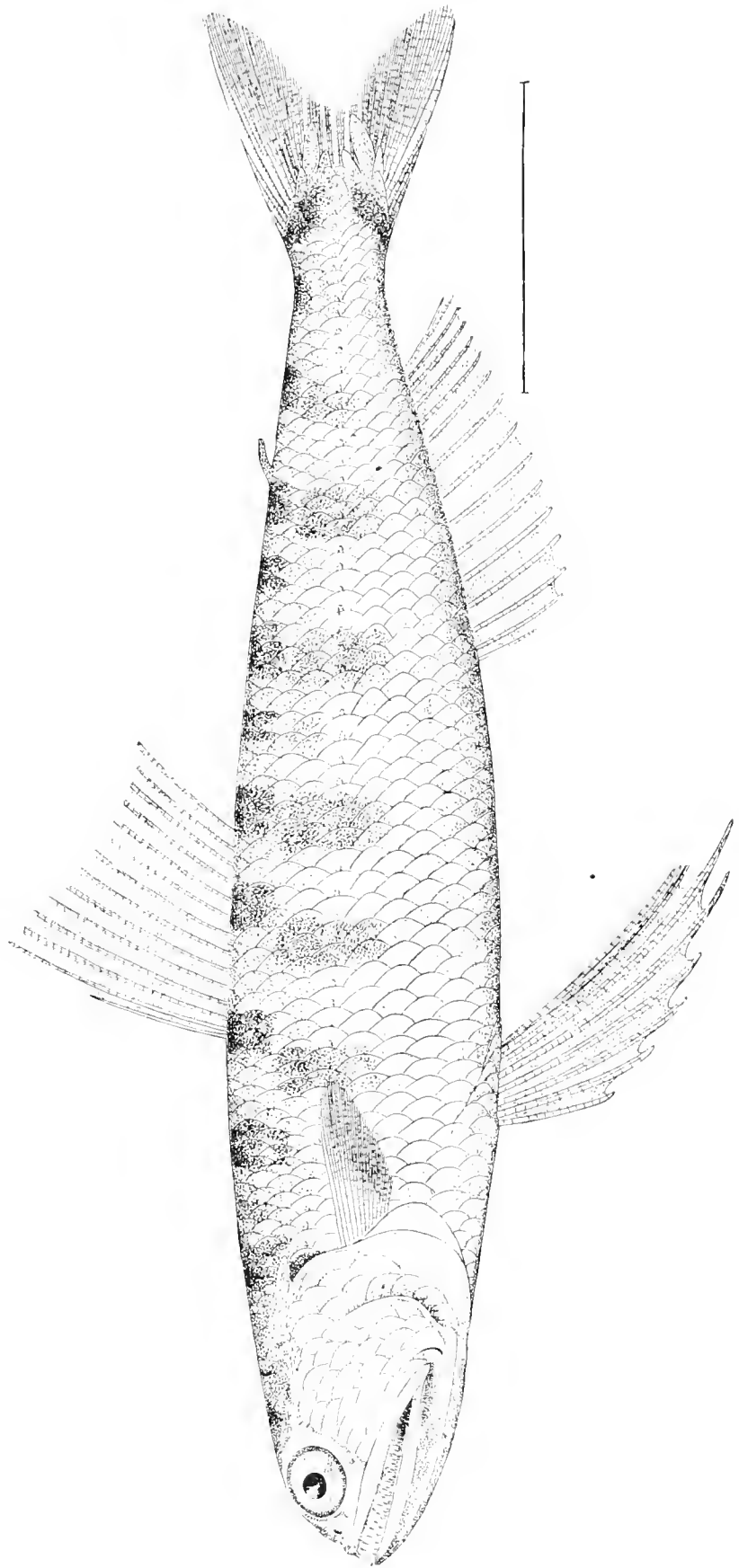
Drawing by H. L. Todd, from No. 2246, U. S. National Museum, collected on Grand Bank, by Christian Johnson of the schooner William Thompson.



MÜLLER'S SCOPELUS.

Scopelus Mülleri (Gmel.), Collett.


Drawing by H. L. Todd, from No. 26943, U. S. National Museum, collected by F. Mather



THE SNAKE-FISH.

Trachinocephalus myops (Forster), Gill.


Drawing by H. L. Todd, from No. 16951, U. S. National Museum, collected at Wood's Holl, Mass., 1876, by Vinal N. Edwards.



THE HERRING.

Clupea harengus L. (p. 549.)


Drawing by H. L. Todd, from No. 16667, U. S. National Museum, collected in Washington Market, District of Columbia, June, 1875, by J. H. Richards.



THE CALIFORNIA HERRING.

Clupea mirabilis, Girard. (p. 562.)

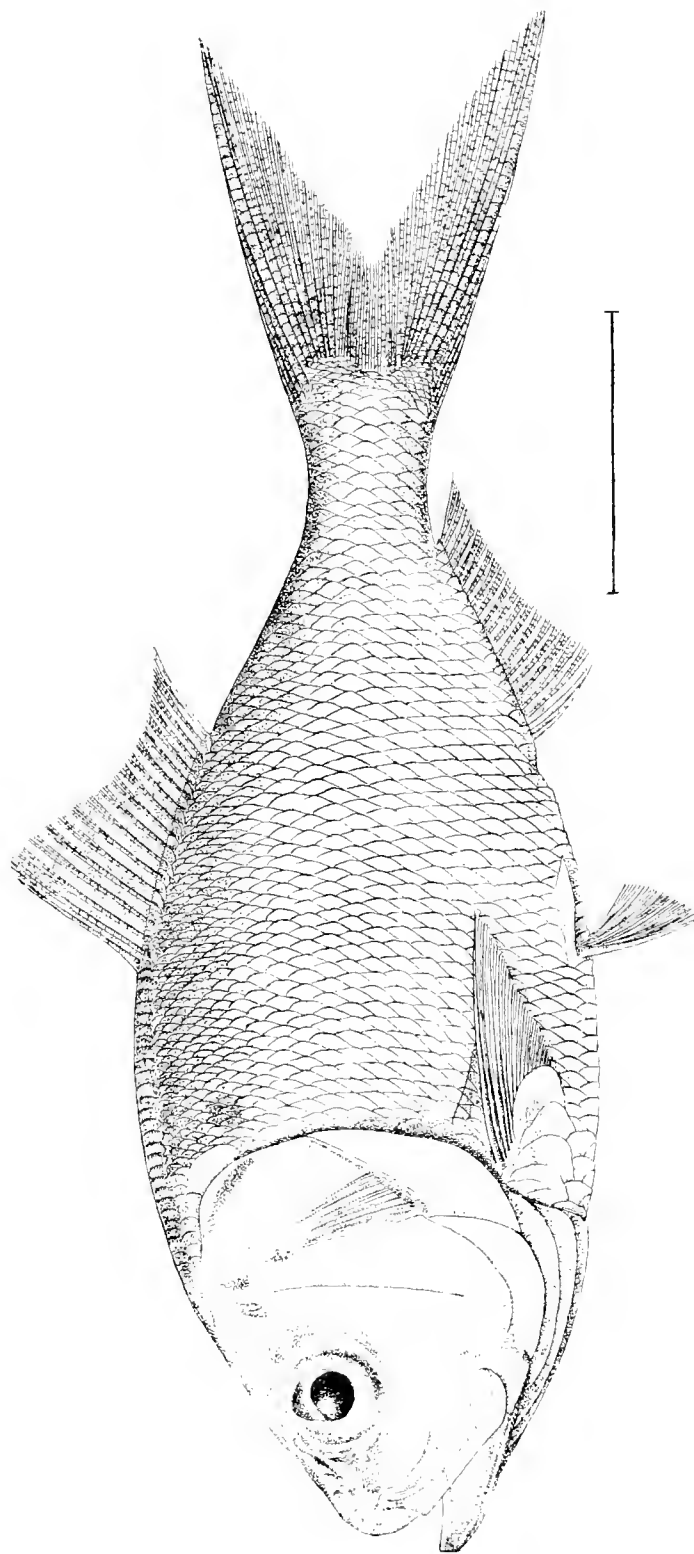
Drawing by H. L. Todd, from No. 24865, U. S. National Museum, collected at San Diego, Cal., January, 1880, by Jordan & Gilbert.



THE MENHADEN OR MOSSBUNKER.

Brevoortia tyrannus Latrobe, Goode, p. 569.


Drawing by H. L. Todd, from No. 2060, U. S. National Museum, collected at Wood's Holl, Mass., October 18, 1877, by Vinal N. Edwards.



THE GULF MENHADEN.

Brevoortia patronus, Goode. p. 575.

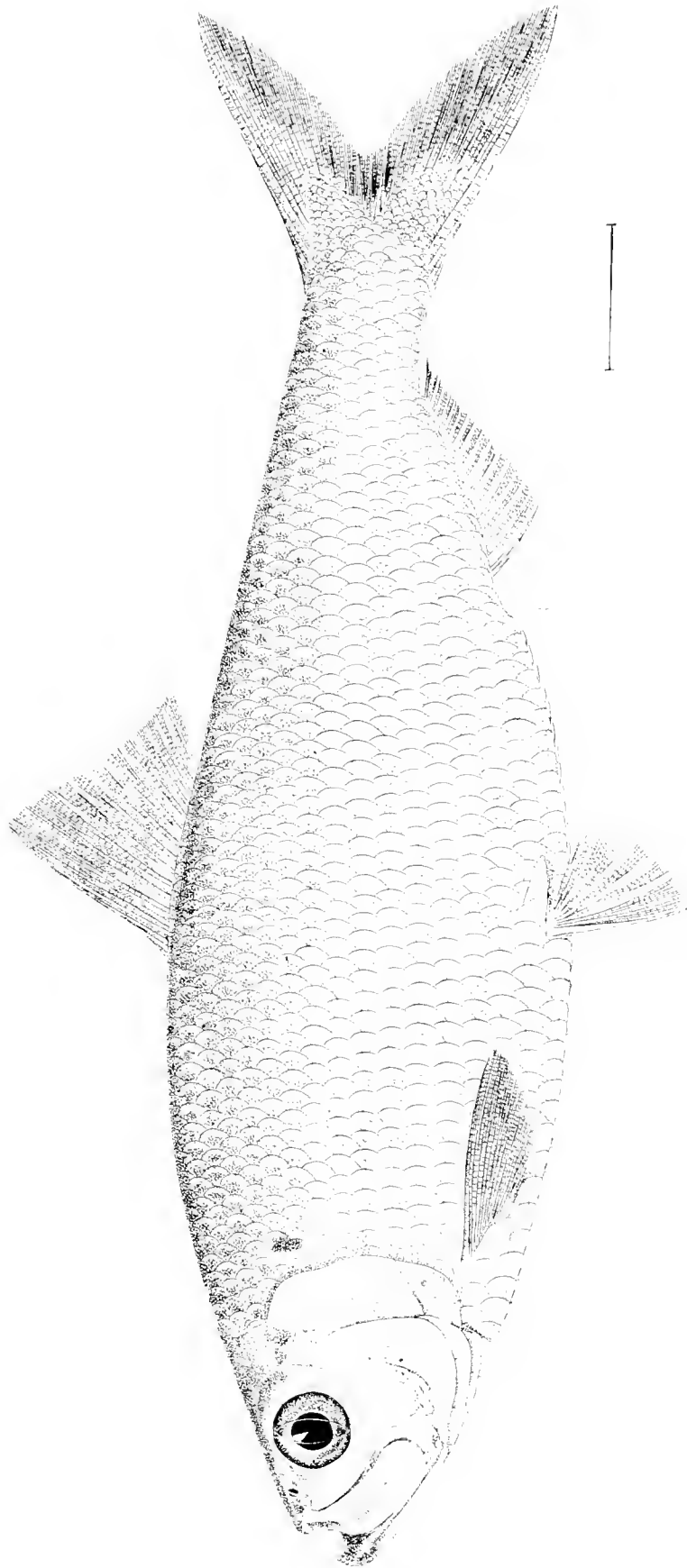
Drawing by H. L. Todd, from No. 89, J. U. S. National Museum, collected at Brazos Santiago, Tex., by General Van Fleet.



THE BRANCH HERRING. (Female.)

Clupea vernalis, Mitchell. (p. 579.)

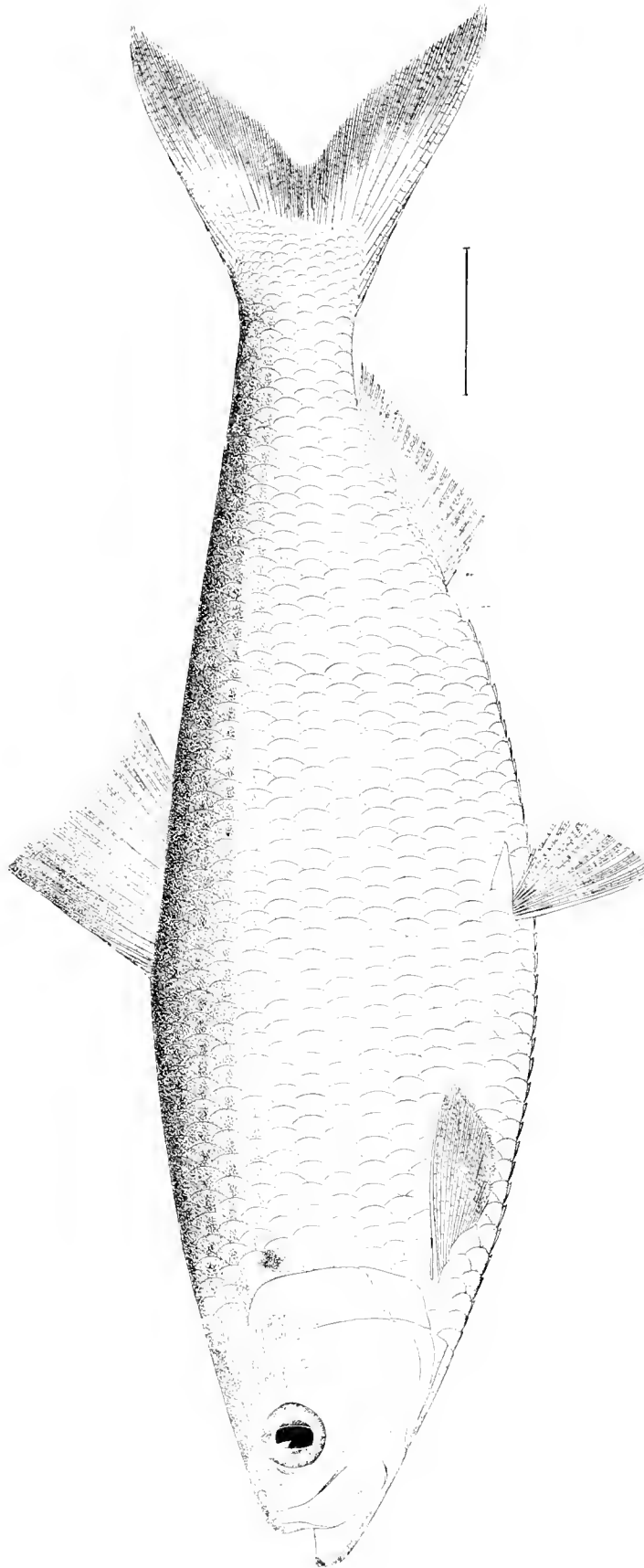
Drawing by H. E. Todd from No. 27197 U. S. National Museum, obtained from Potomac River, March 29, 1880, by U. S. Fish Commission



THE BRANCH HERRING. (Male.)

Clupea vernalis, Mitchell. (p. 579.)

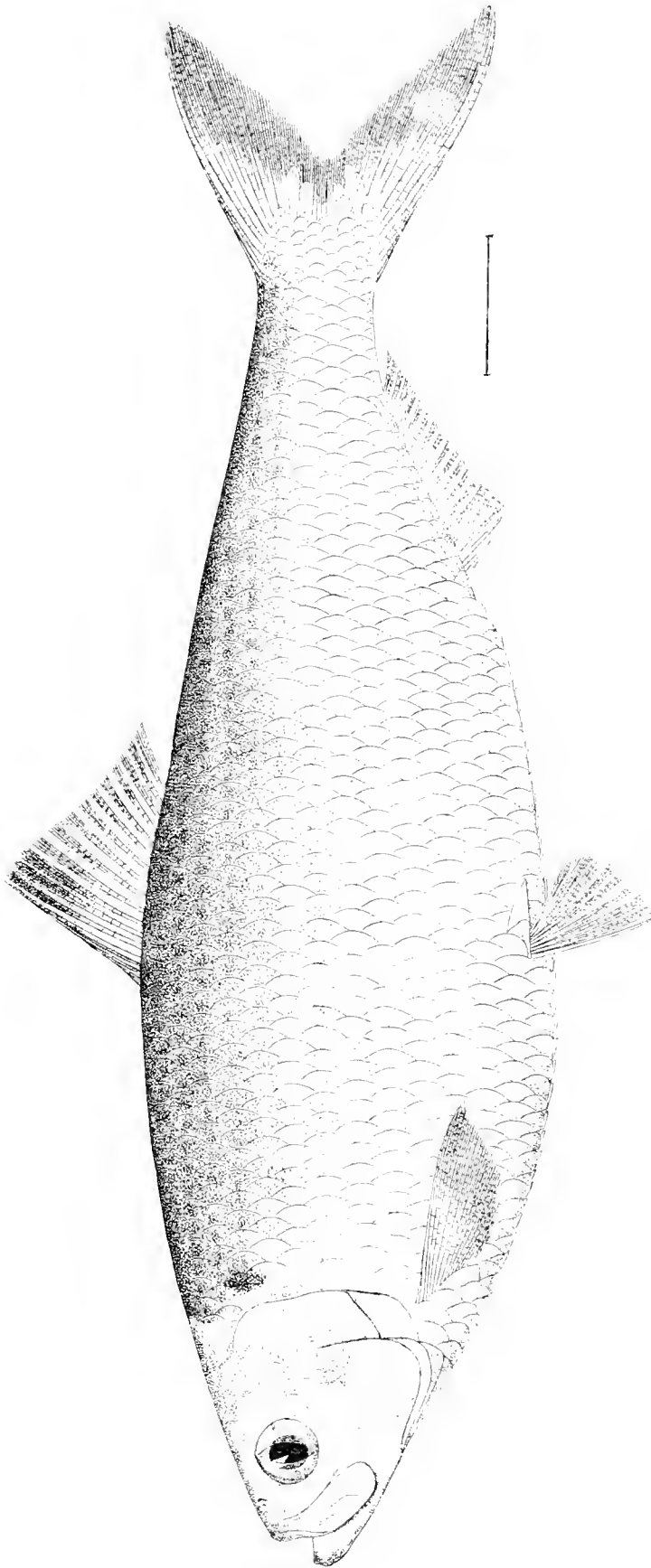
Drawing by H. L. Tord, from No. 25196, U. S. National Museum, obtained from Potomac River, March 27, 1880, by U. S. Fish Commission.



THE GLUT OR SUMMER HERRING. (Male.)

Clupea aestivalis, Mitchell. (p. 580.)

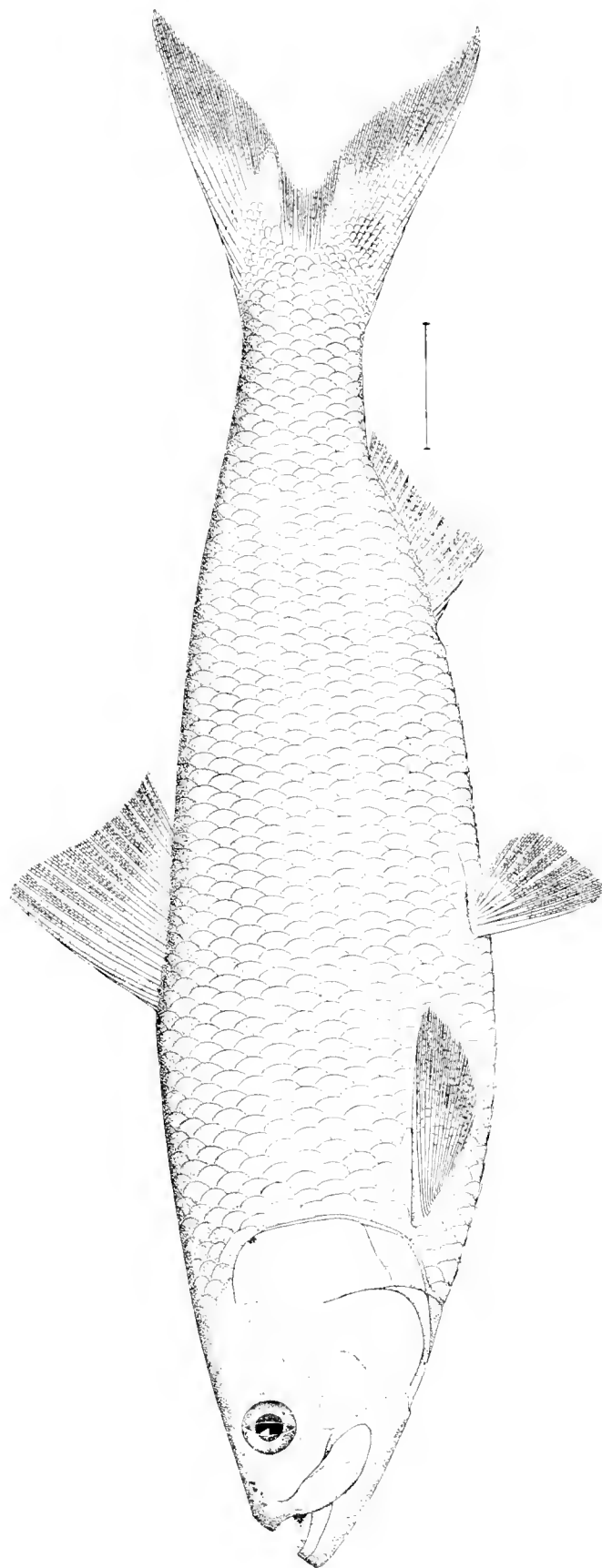
Drawing by H. L. Todd from No. 25639, U. S. National Museum, obtained from the Washington Market, District of Columbia, April, 1883, by H. L. Todd.



THE GLUT HERRING. (Female.)

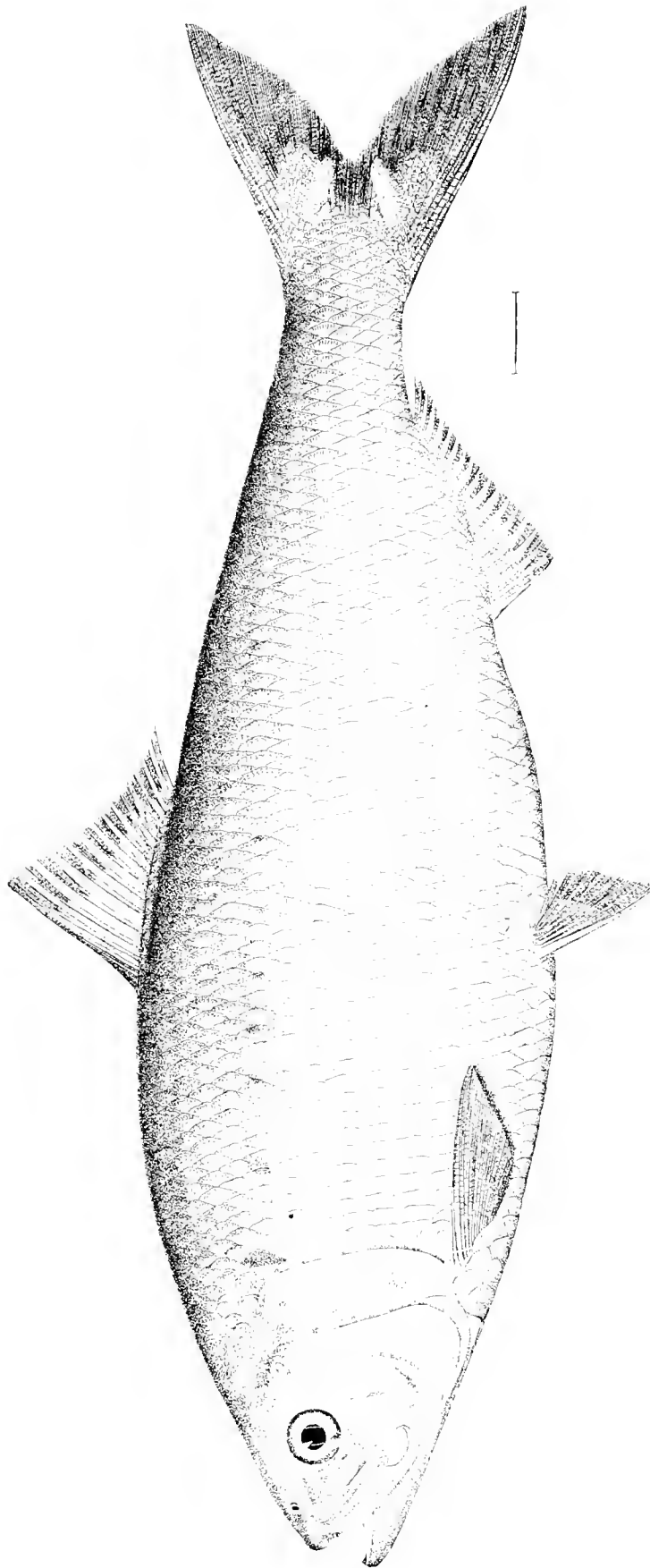
Clupea æstivalis, Mitchell. (p. 550.)

Drawing by H. L. Todd, from No. 32640, U. S. National Museum, obtained at Washington Market, District of Columbia, April 21, 1883, by H. L. Todd.



THE INLAND ALEWIFE OR SKIPJACK.


Clupea chrysochloris (Raf.), J. & G. (p. 591.)
Drawing by H. L. Todd, from No. 30139 U. S. National Museum, collected at Pensacola, Fla., by Silas Stearns.



THE SHAD. (Male.)

Clupea sapidissima. Wilson. (p. 594.)

Drawing by H. I. Todd, from No. 2566, U. S. National Museum, collected at Norfolk, Va., March 12, 1886, by U. S. Fish Commission.



THE SHAD. (Female.)

Clupea sapidissima, Wilson. (p. 594.)

Drawing by H. L. Todd, from No. 25095 U. S. National Museum, collected at Norfolk, Va., March 10, 1880, by U. S. Fish Commission.



**CHART OF THE
RIVER BASINS OF THE ATLANTIC SLOPE**

With Curves showing the Present Limits of Migration of the **SHAD** as determined by Observations in the Rivers and The Natural Limit of their Migration before the erection of Dams.
 2nd The Extension of the Natural Limits that may be obtained by overrunning Dams and Natural Obstructions.

— Present land of the Migration of the **SHAD** as determined by observations.
 - - - - - The Natural limits for migration before erection of Dams.
 - - - - - The present land as obtained by overrunning Dams and Natural Obstructions.

MAP OF THE RIVER BASINS OF THE ATLANTIC SLOPE.

Prepared by Col. M. D. Smith

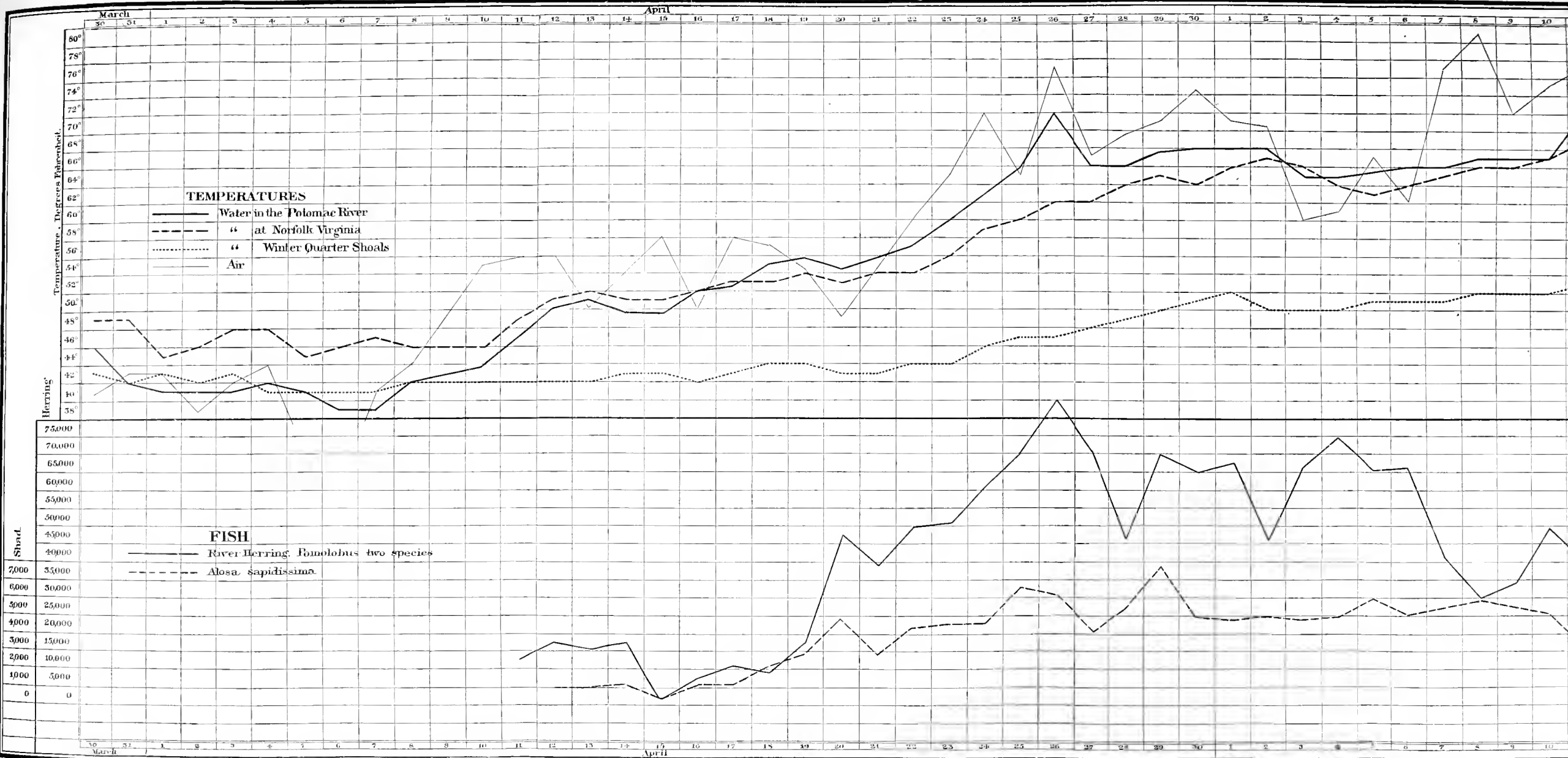


DIAGRAM ILLUSTRATING THE INFLUENCE OF HYDRO-THERMALS IN DETERMINING THE DIRECTION AND LIMITING THE RANGE OF THE

Prepared by Col. M. McDonald.

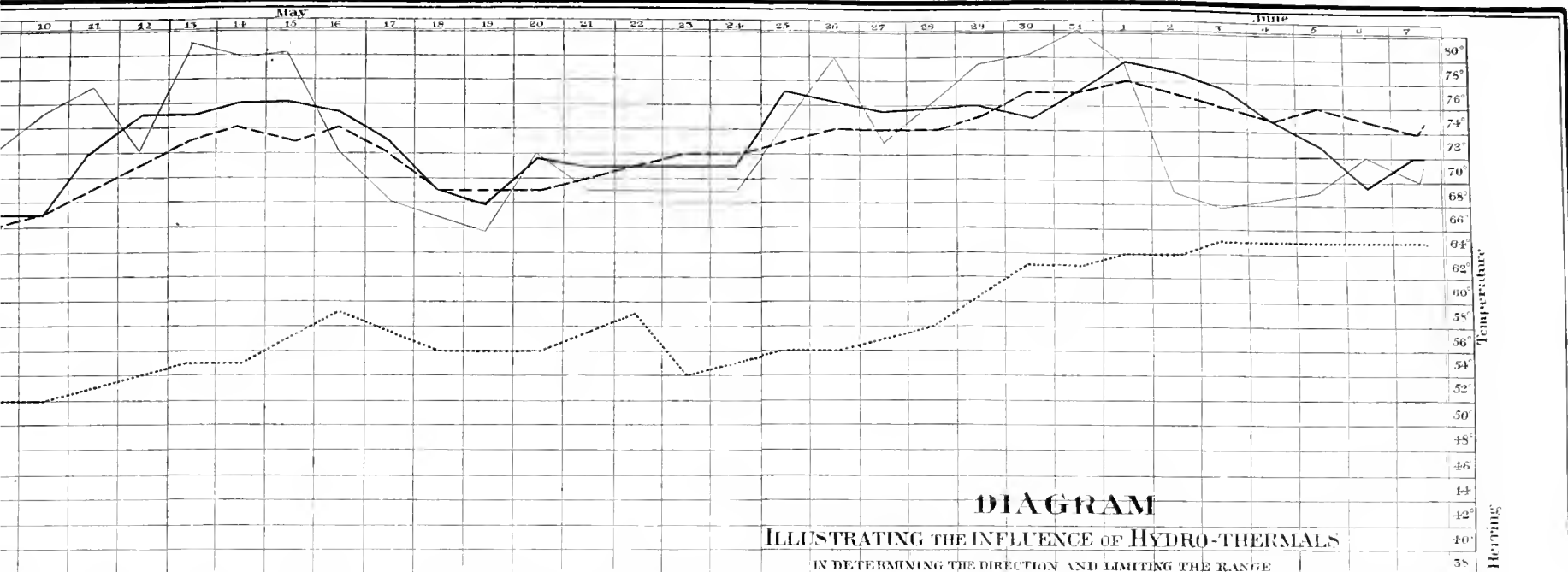
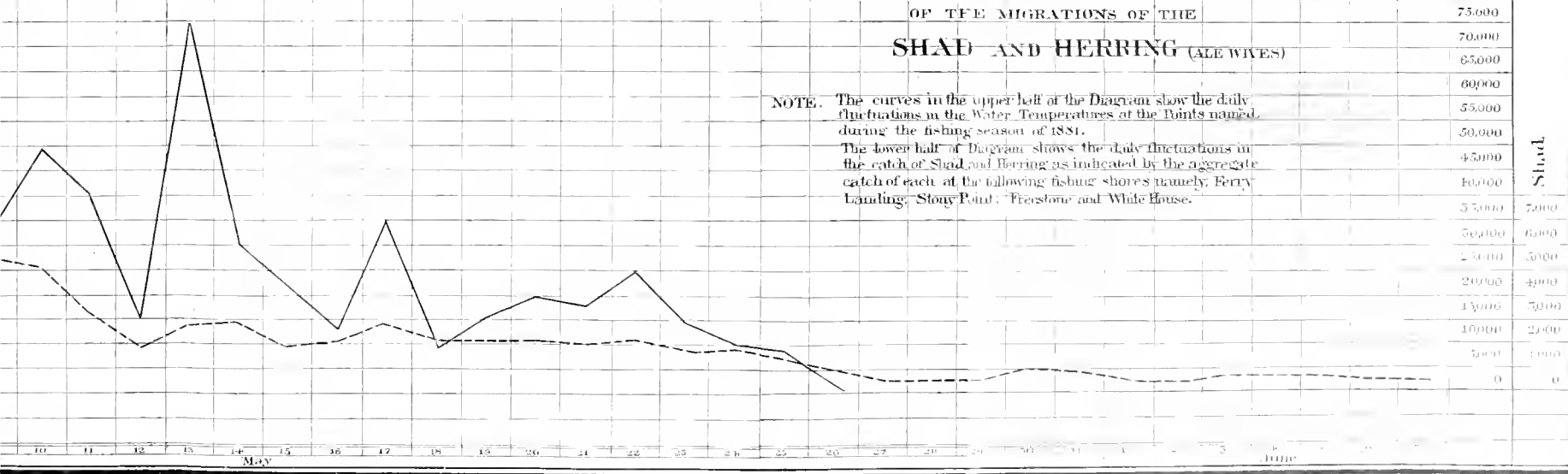
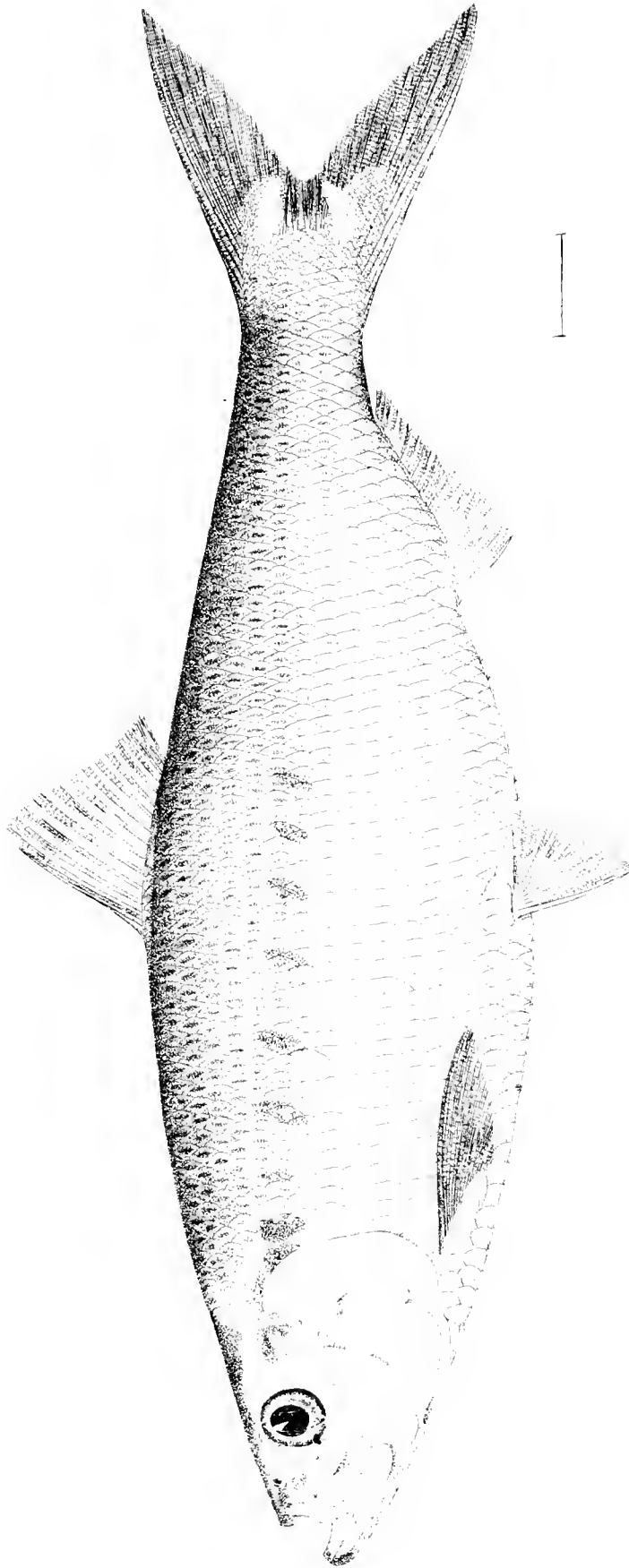


DIAGRAM
ILLUSTRATING THE INFLUENCE OF HYDRO-THERMALS
 IN DETERMINING THE DIRECTION AND LIMITING THE RANGE



OF THE MIGRATIONS OF THE
SHAD AND HERRING (ALEWIVES)


NOTE. The curves in the upper half of the Diagram show the daily fluctuations in the Water Temperatures of the Points named during the fishing season of 1881. The lower half of Diagram shows the daily fluctuations in the catch of Shad and Herring as indicated by the aggregate catch of each at the following fishing shores namely, Ferry Landing, Stoy Point, Freestone and White House.



THE HICKORY SHAD OR MATTOWACCA. (Male.)

Clupea mediocris, Mitch. (p. 607.)


Drawing by H. L. Todd, from No. 2544, U. S. National Museum, obtained from Portomas River, March 19, 1880, by H. L. Todd



THE HICKORY SHAD OR MATTOWACCA. (Female.)

Clupea medietocris, Mitch. (p. 407.)

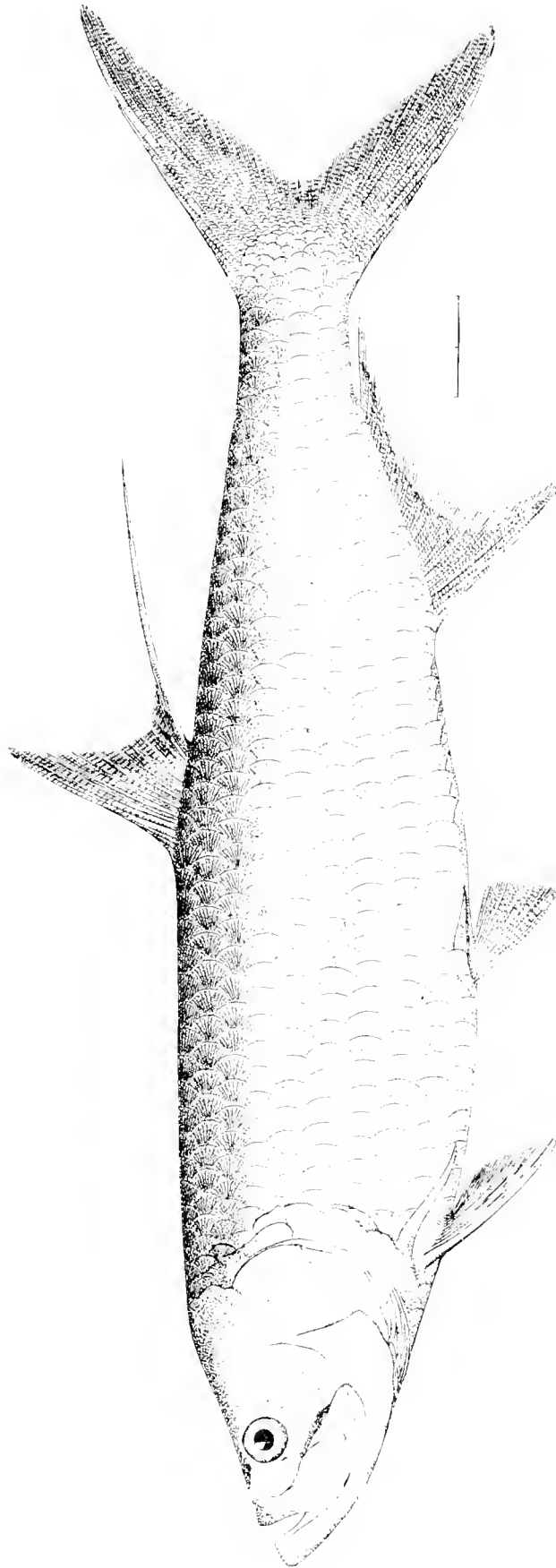
Drawing by H. L. Todd, from No. 25122, U. S. National Museum, collected at Potomac River, March, 1880, by Dr. F. H. Bean.



THE MUD SHAD OR GIZZARD SHAD.

Dorosoma cepedianum (Le S. G.) subsp. *heterurum*, p. 610.


Drawing by H. L. Todd, from No. 2934 U. S. National Museum collected at Cumberland River, Tennessee, May, 1877, by Mr. A. White Jr.



THE TARPUM OR GRAND-ECAILLE.

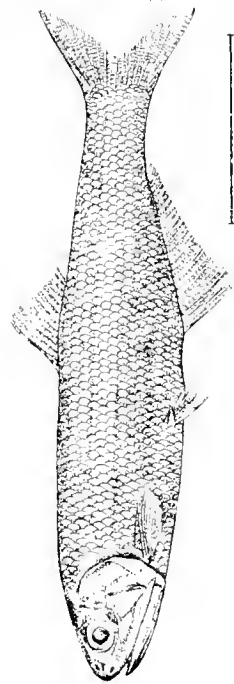
Megalops thrissoides (Schm.), Gthr. (p. 610.)

Drawing by H. L. Todd from No. 1124 U. S. National Museum, collected at New Jersey, 1874, by M. E. G. Blackford




THE BIG-EYED HERRING.

Elops saurus, L. (p. 611.)
Drawing by H. L. Todd, from specimen in U. S. National Museum,
from Massachusetts.



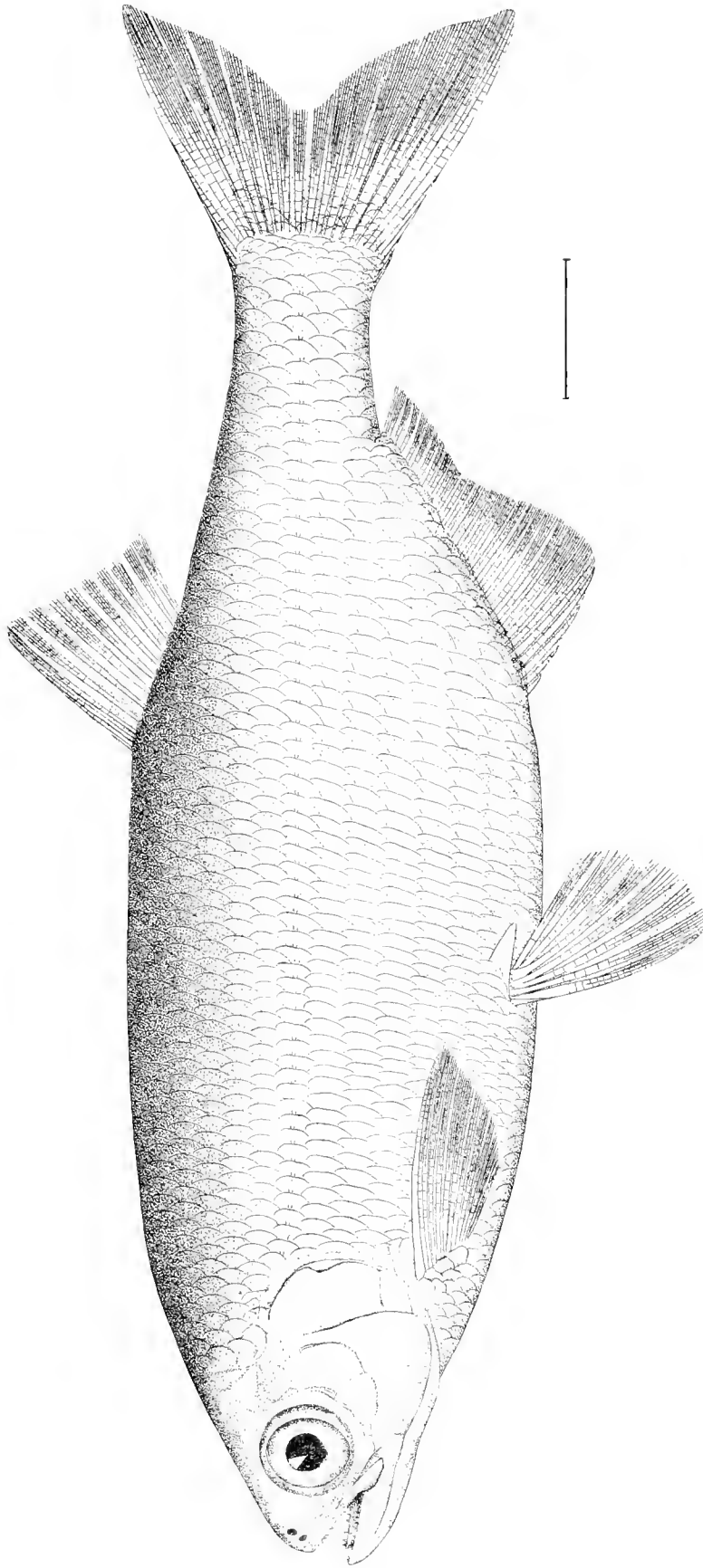
THE ANCHOVY.

Engraulis vittatus, Mitchell. (p. 611.)
Drawing by H. L. Todd, from No. 14057, U. S. National Museum, collected at
Noank, Conn., September 21, 1871, by U. S. Fish Commission.



THE LADY-FISH OR BONE-FISH.

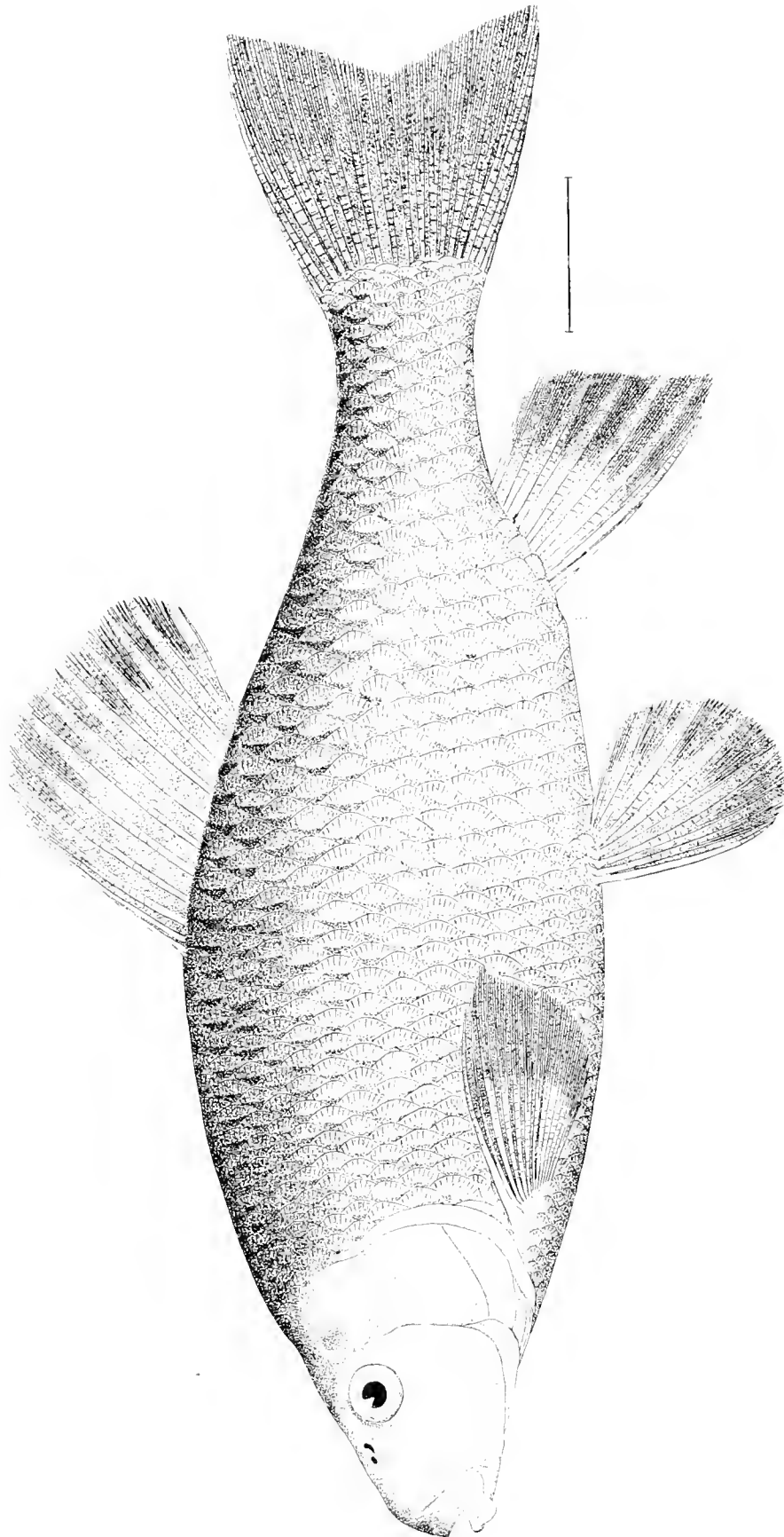
Albula vulpes (L.), Goode. (p. 612.)
Drawing by H. L. Todd, from No. 25062, U. S. National Museum, collected three miles southeast of Eastern Point, Newport, R. I., August 11, 1880, by Captain Roo khit, U. S. Fish Commission.



THE MOON-EYE.

Hyodon tergisis, Le S. (p. 612.)


Drawing by H. L. Codd, from No. 570, U. S. National Museum, collected at Ecorse, Michigan, February, 1872, by George Clark.



THE CHUB SUCKER.

Erimyzon sucetta (Lac.), Jordan. (p. 611)

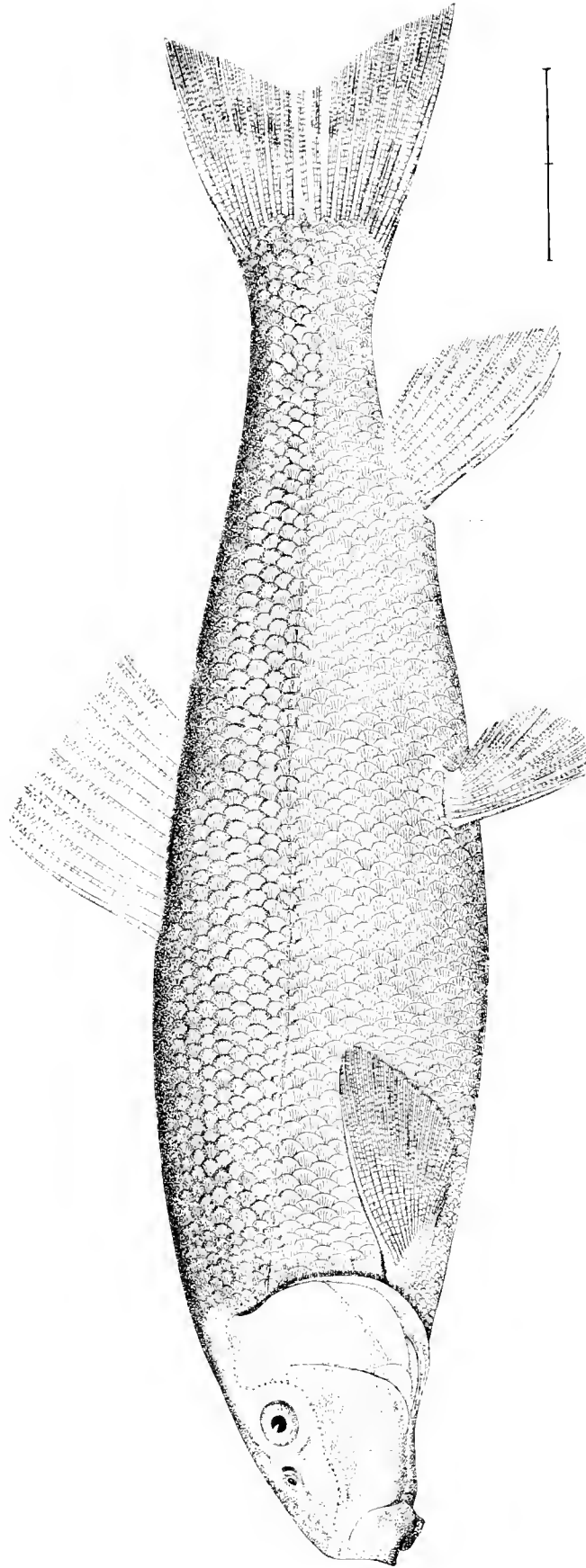
Drawing by H. L. Todd, from No. 27867, U. S. National Museum, collected at Nippon-sink Lake, Illinois, by Prof. S. A. Forbes.



GOODE'S SUCKER

Erimyzon Goodei, Jordan. (p. 611.)


Drawing by Miss M. Smith, from No. 25539 U. S. National Museum, collected at Ogechee Falls, near Savannah, Ga., March 6, 1880, by Col. W. McDonald.



THE RED HORSE.

Moxostoma macrolepidotum (Le S.), Jordan. (p. 611.)

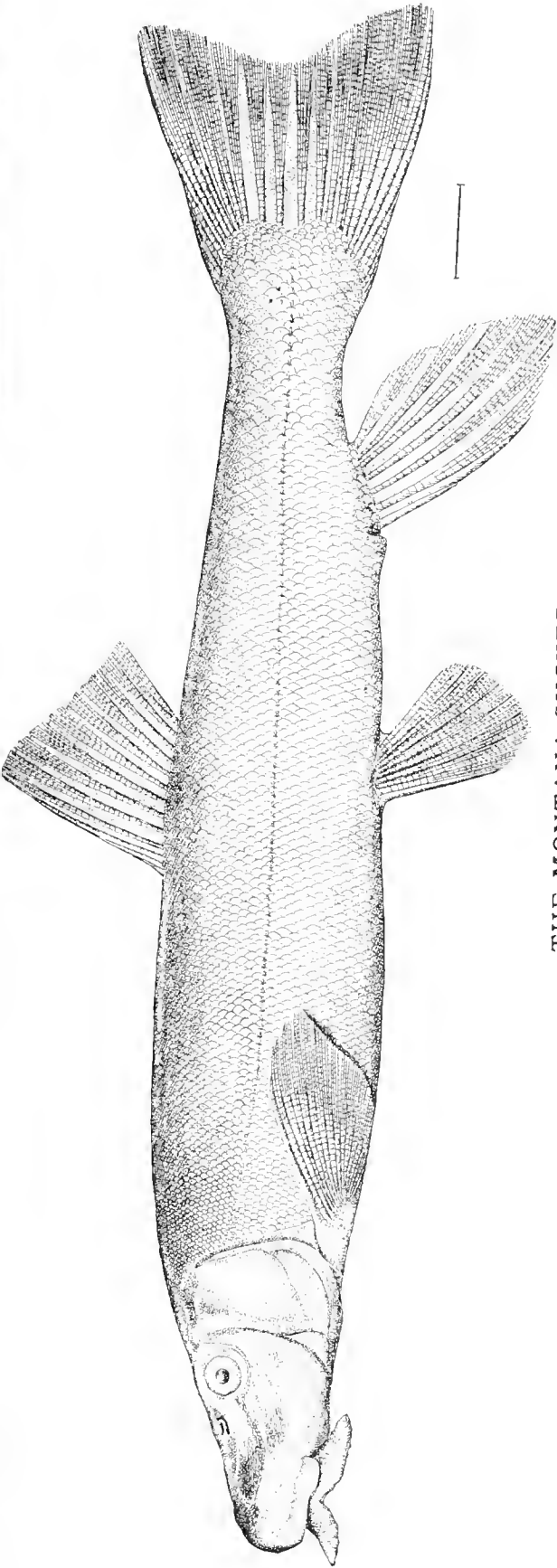
Drawing by H. L. Todd from No. 923, U. S. National Museum, collected at Ecorse, Michigan, February, 1872, by George Clark.



THE CARP MULLET.


Moxostoma carpio - Val., Jordan. (P. 61 L.)

Drawing by H. L. Todd from No. 10733, U. S. National Museum, collected at Cincinnati, Ohio, by J. W. Miller.



THE MONTANA SUCKER.


Catostomus retropinnis, Jordan. (p. 615.)



THE BROOK SUCKER OR COMMON SUCKER.

Catostomus commersoni Lac. h. Jordan. (p. 615.)
Drawing by H. L. Todd, from No. 10548 U. S. National Museum, collected at Ecorse, Michigan, by J. W. Milner.

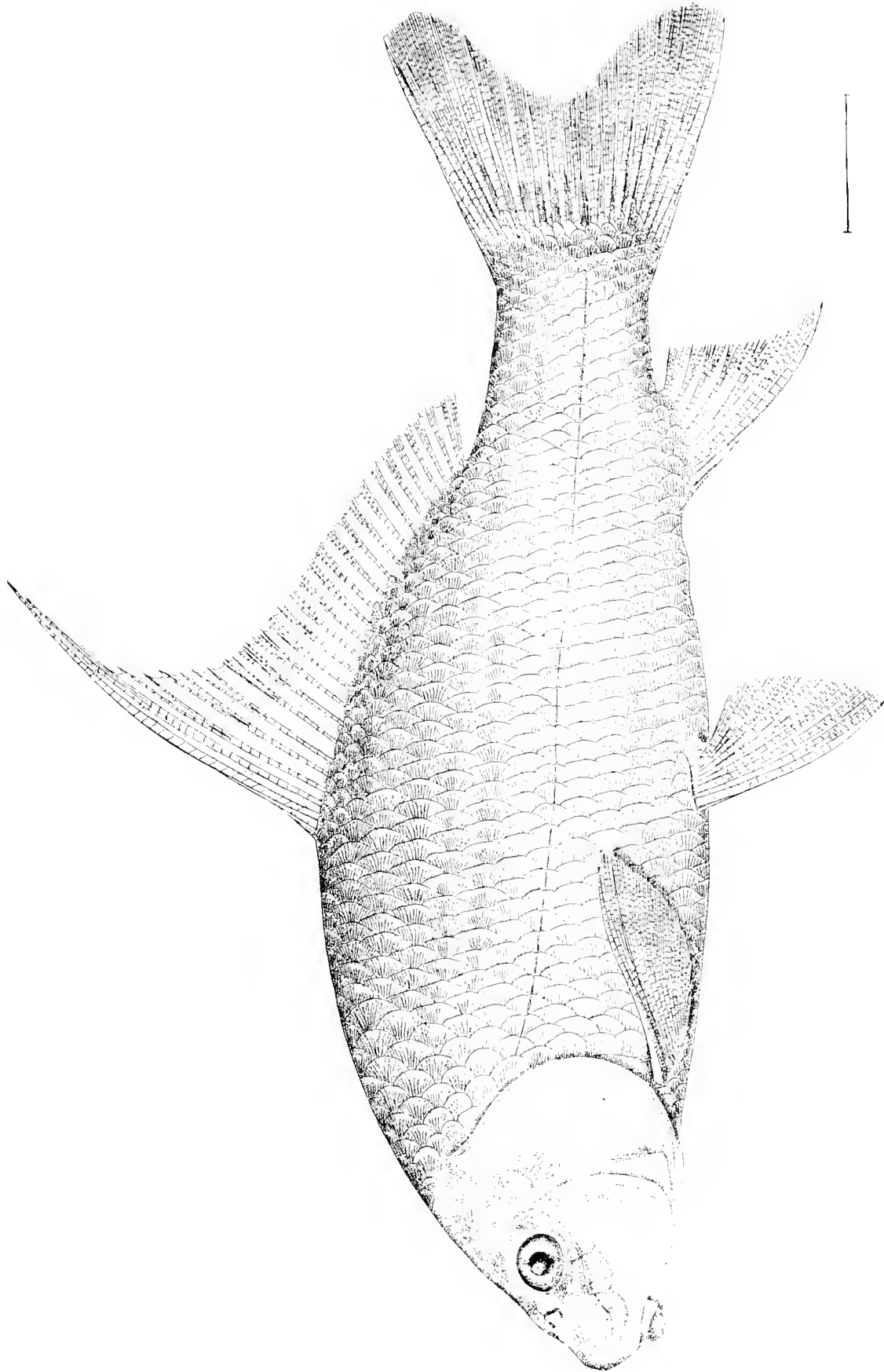




THE BLACK HORSE.

Cycleptus elongatus. Le S., Ag., p. 615.

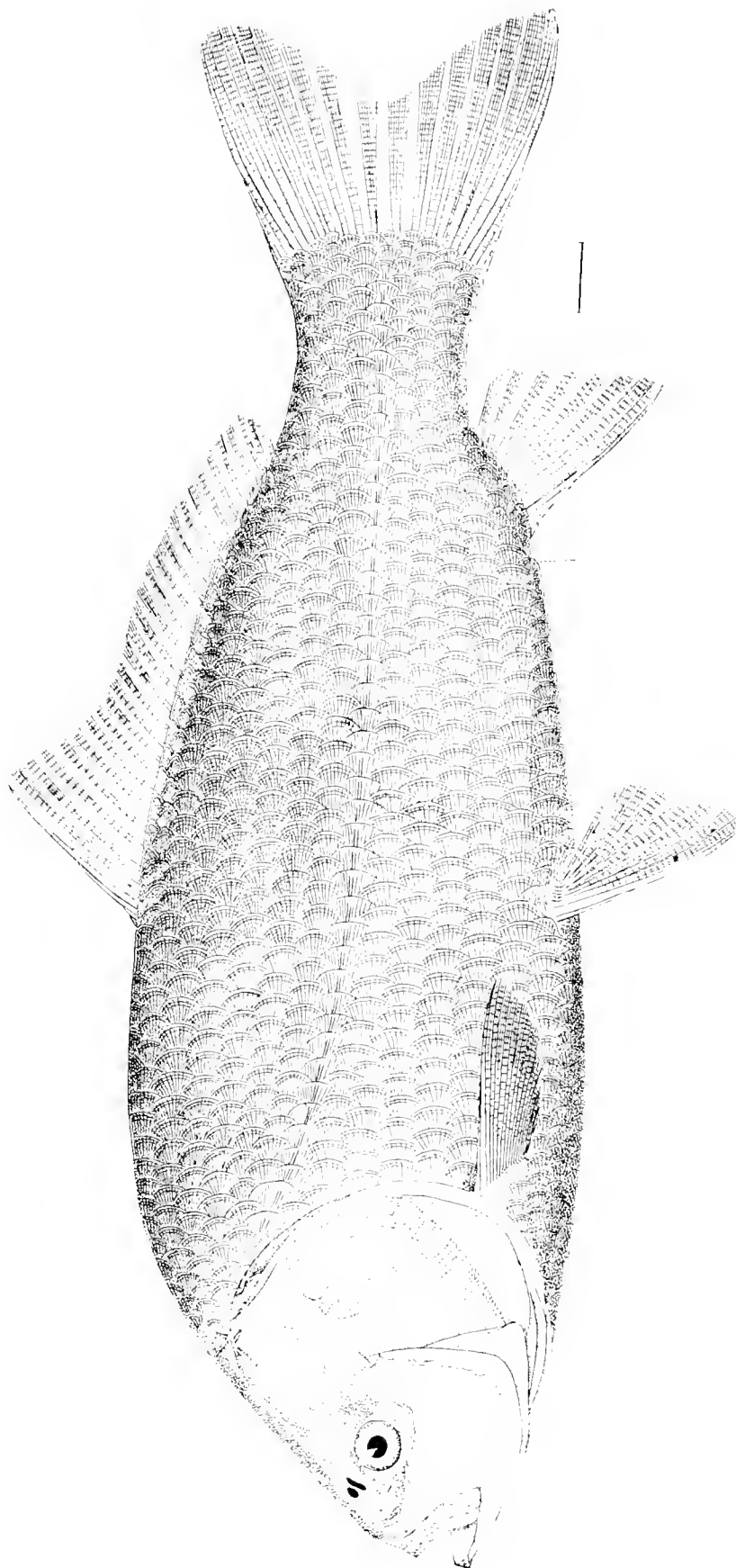
Drawn by H. T. Todd from No. 10796 U. S. National Museum, collected at Champlain, Ohio, by J. W. Miller.



THE QUILL-BACK.

Carpionides cyprinus (Le S. l. Ag. (p. 615.)

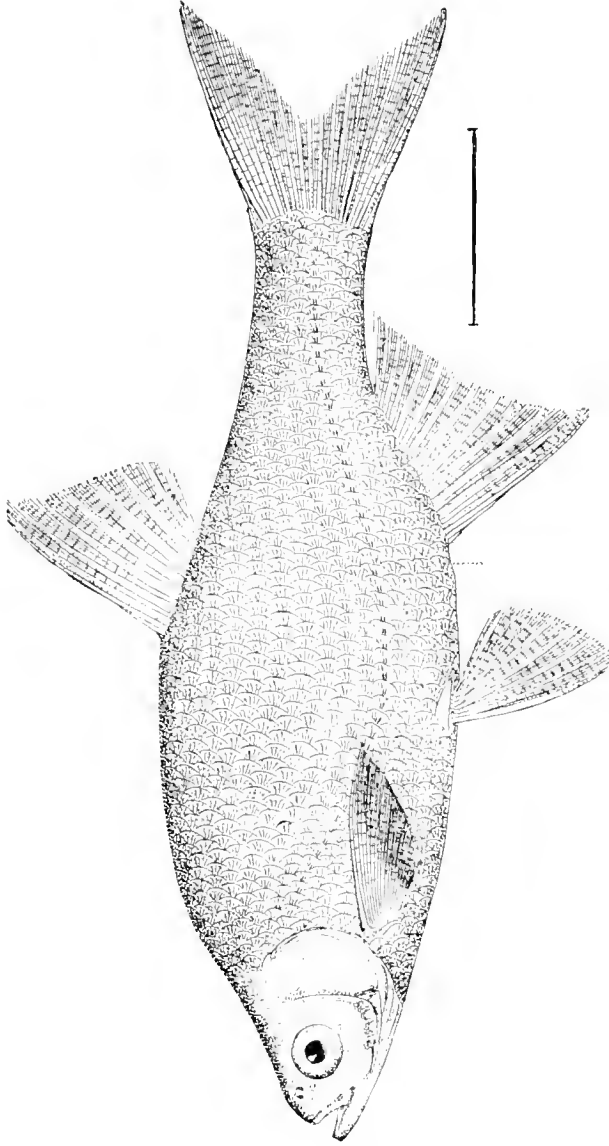
Drawing by H. L. Todd, from No. 33673, U. S. National Museum, collected at Havre de Grace, Maryland, June, 1882, by Dr. T. H. Bean.



THE RED MOUTH BUFFALO-FISH.

Ictiobus bubalus (Raf.), Ag. (p. 615.)

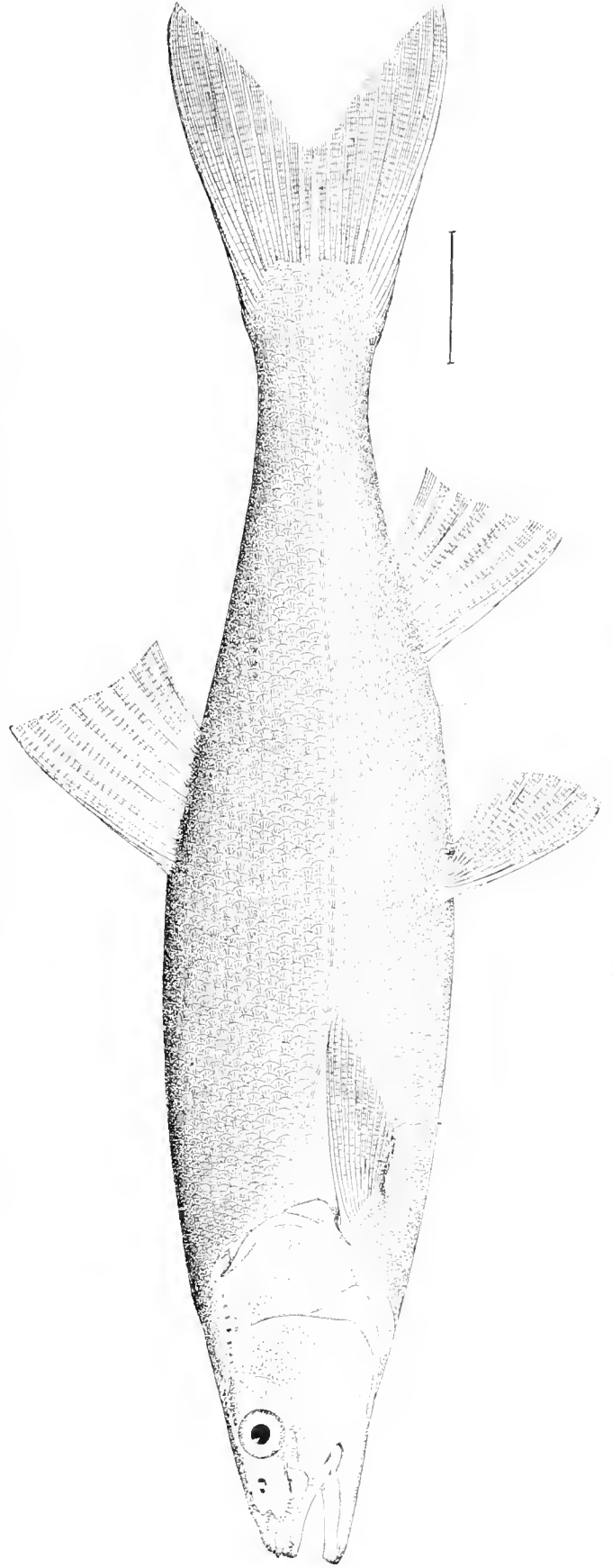
Drawing by H. L. Todd, from No. 2674, U. S. National Museum, collected at Normal, Illinois, 1877 by Prof. S. A. Forbes.



THE GOLDEN SHINER OR BREAM.

Notemigonus chrysoleucus (Mitch.), Jordan. (p. 616.)

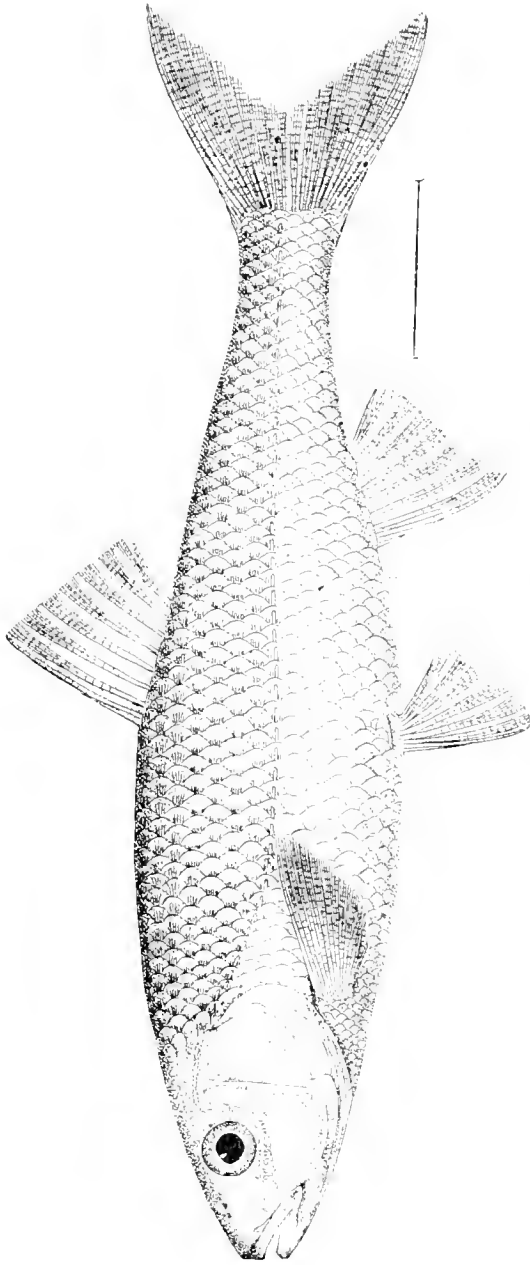
Drawing by H. L. Todd, from No. 2624, U. S. National Museum, collected at Hackensack River, 1873, by Prof. S. F. Baird.



THE SACRAMENTO "PIKE."

Ptychochilus oregonensis (Rich.), Grd. (p. 616.)

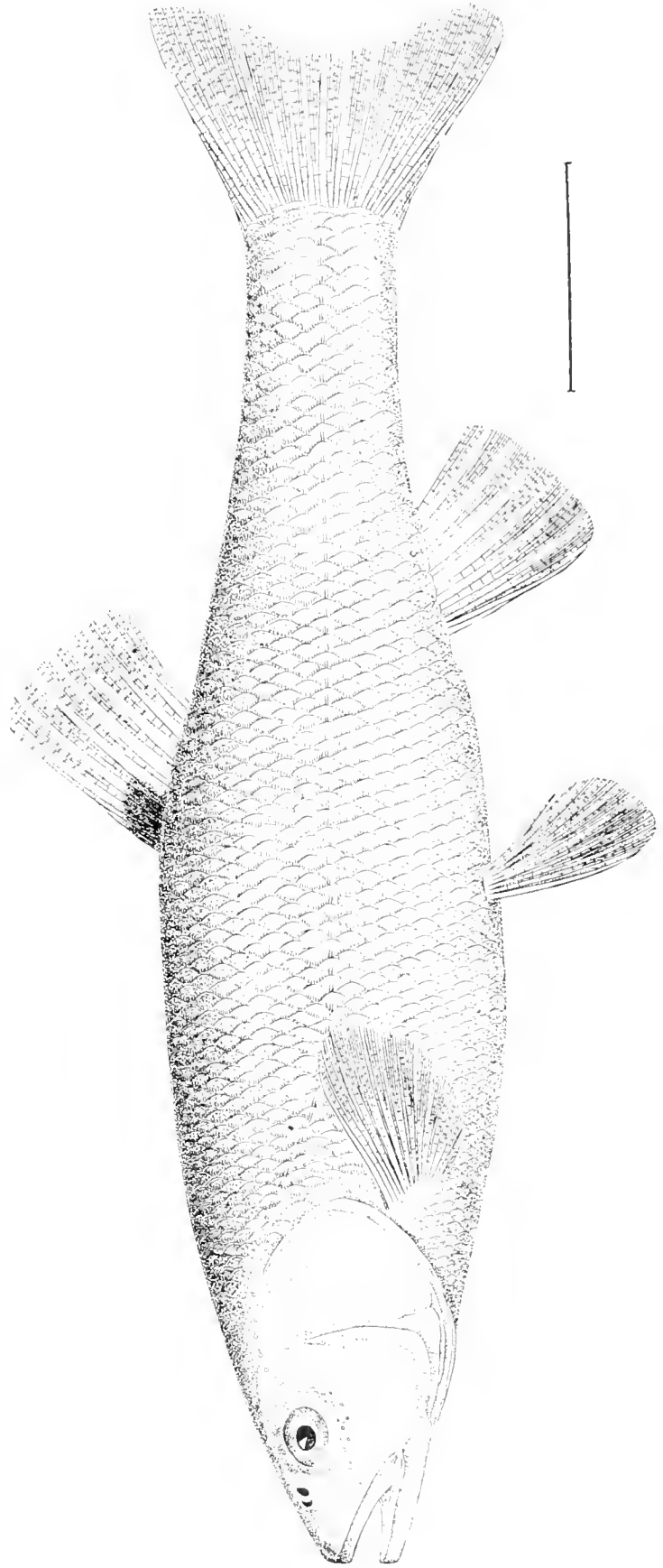
Drawing by H. L. Todd, from No. 2729, U. S. National Museum, collected at Columbia River, 1880, by Prof. D. S. Jordan.



THE FALL-FISH OR SILVER CHUB.

Semotilus bullaris (Raf.), Jordan, p. 616.

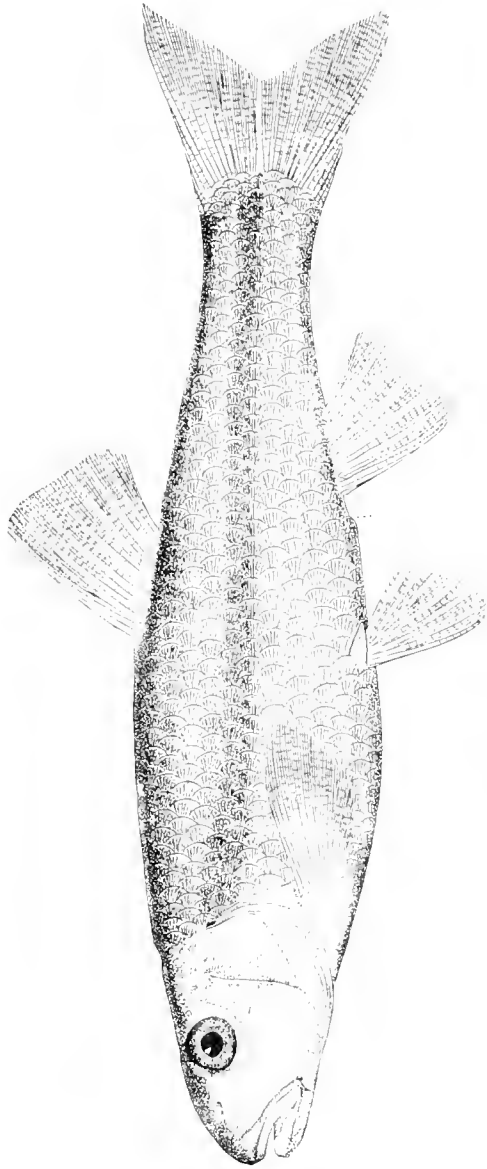
Drawing by H. L. Todd, from No. 13359, U. S. National Museum, collected at Bainbridge, Pennsylvania, May, 1875, by Dr. T. H. Bean.



THE HORN DACE.

Semotilus corporalis (Mitch.), Putnam, (p. 617.)

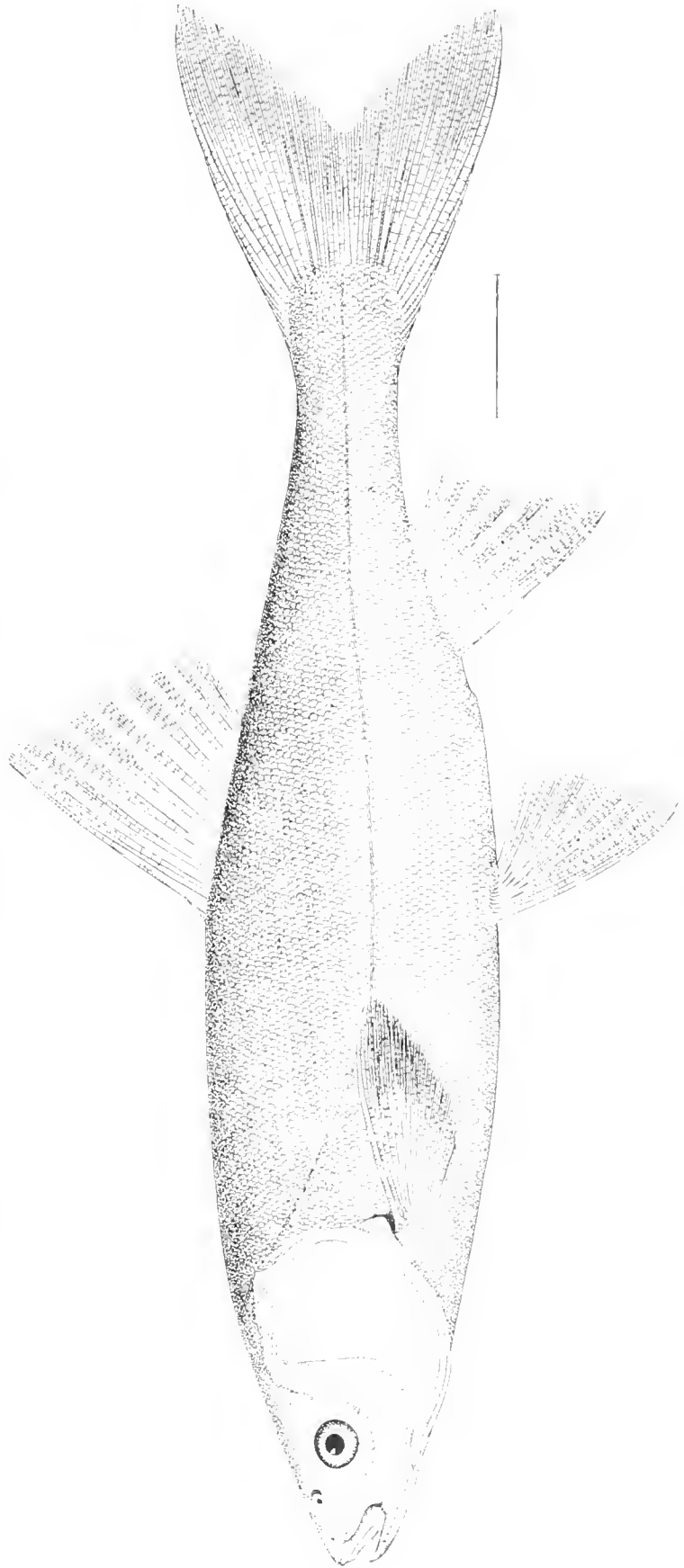
Drawing by H. L. Todd, from No. 19163, U. S. National Museum, collected at Aux Plains River by R. Kennicott.



THE HORNY HEAD OR RIVER CHUB.

Ceratichthys biguttatus (Kirtland), Girard. (p. 617.)


Drawing by H. L. Todd, from No. 16689, U. S. National Museum, collected at Bainbridge, Pennsylvania, 1875, by Dr. T. H. Bean.



THE ORTHODON CHUB.

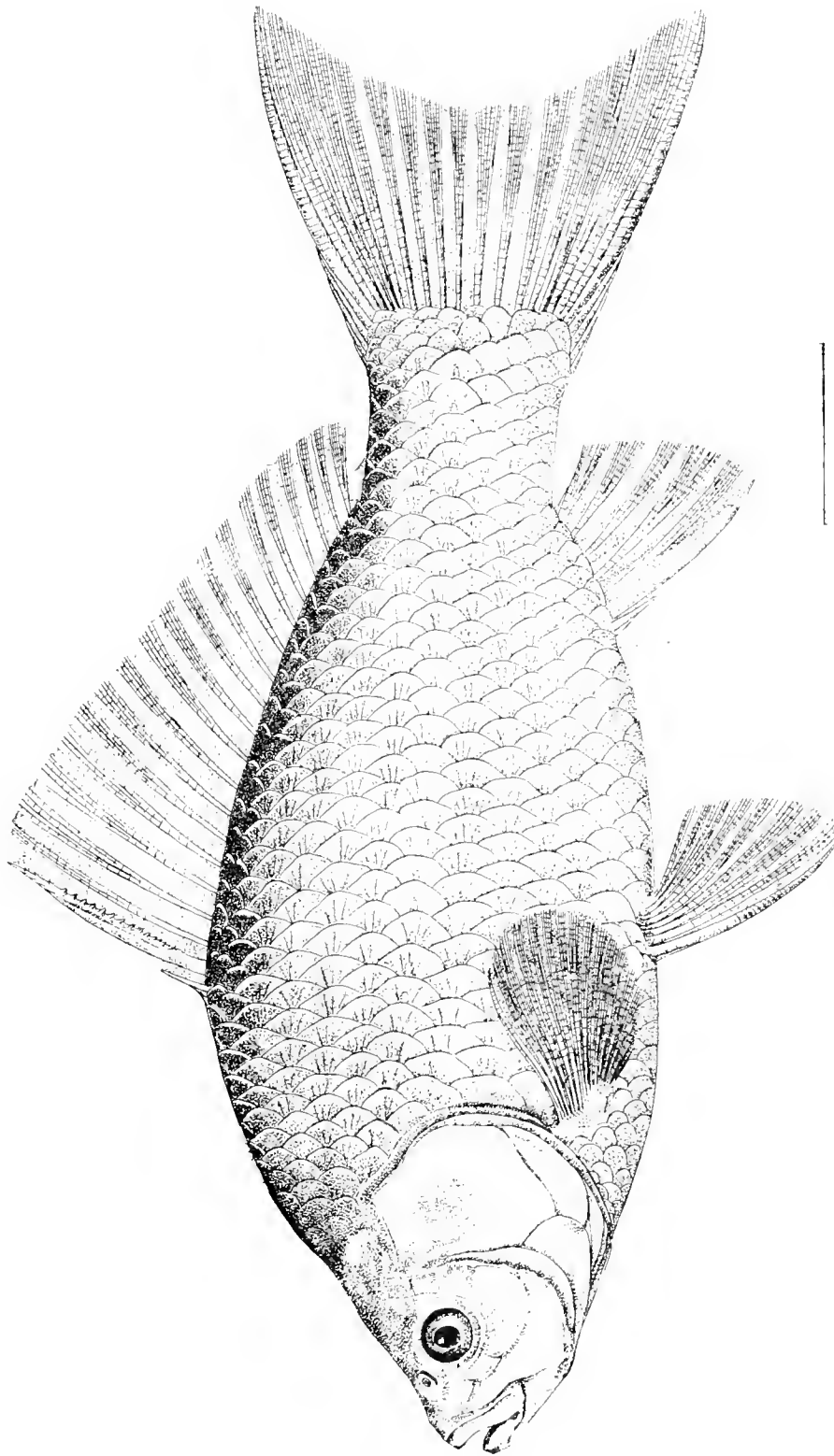
Orthodon microlepidotus (Ayres), Girard. (p. 618.)

Drawing by H. L. Todd, from No. 27139, U. S. National Museum, collected at Sacramento River, California, 1880, by Jordan and Gilbert.



THE LEATHER CARP.


Cyprinus carpio (var. *coriaceous*). (p. 61.)
Drawing by H. L. Todd from No. 25217 U. S. National Museum, collected at the Carp Ponds, Washington, D. C. April 26, 1880 by U. S. Fish Commission.



THE GOLD FISH.

Carassius auratus L., Bleeker.

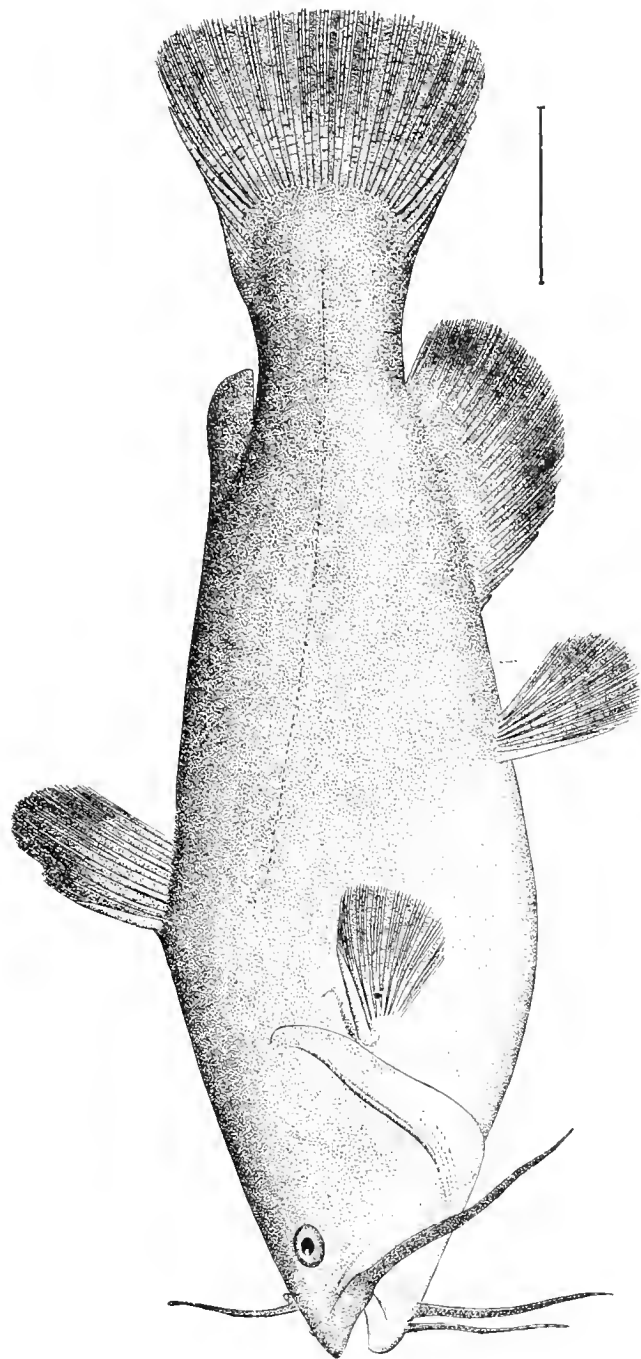
Drawing by H. E. Todd, from No. 22107, U. S. National Museum, collected at the Carp Ponds, Washington, D. C., January 24, 1878, by William Fisher.



THE CHANNEL CATFISH OF THE POTOMAC.


Ictalurus albicus (Le S.), J. & G. p. 625.

Drawing by H. F. Todd from No. 20925, U. S. National Museum collected at Potomac River, 1877, by Prof. D. S. Jordan.




THE BULL-HEAD.

Amiurus melas (Raf.), Jord. & Copeland. (p. 62.)
Drawing by H. L. Todd, from No. 1497, U. S. National Museum, collected at Aux Plains Rivet by R. Kennicott.



THE BULL-HEAD OR CATFISH.


Amiurus catus (L.), Gill.
Drawing by H. L. Todd, from No. 33075, U. S. National Museum, collected at Havre de Grace, Md., June, 1882 by Dr. T. H. Bean.



THE BULL-HEAD.

Amiurus vulgaris (Thompson), Nelson.


Drawing by H. L. Todd, from No. 31946, U. S. National Museum, collected at Winnipeg, Manitoba, 1882, by Historical and Naturalist Society.



THE GAFF TOPSAIL CATFISH.

Aelurichthys marinus (Mitch. & G. p. 625.)

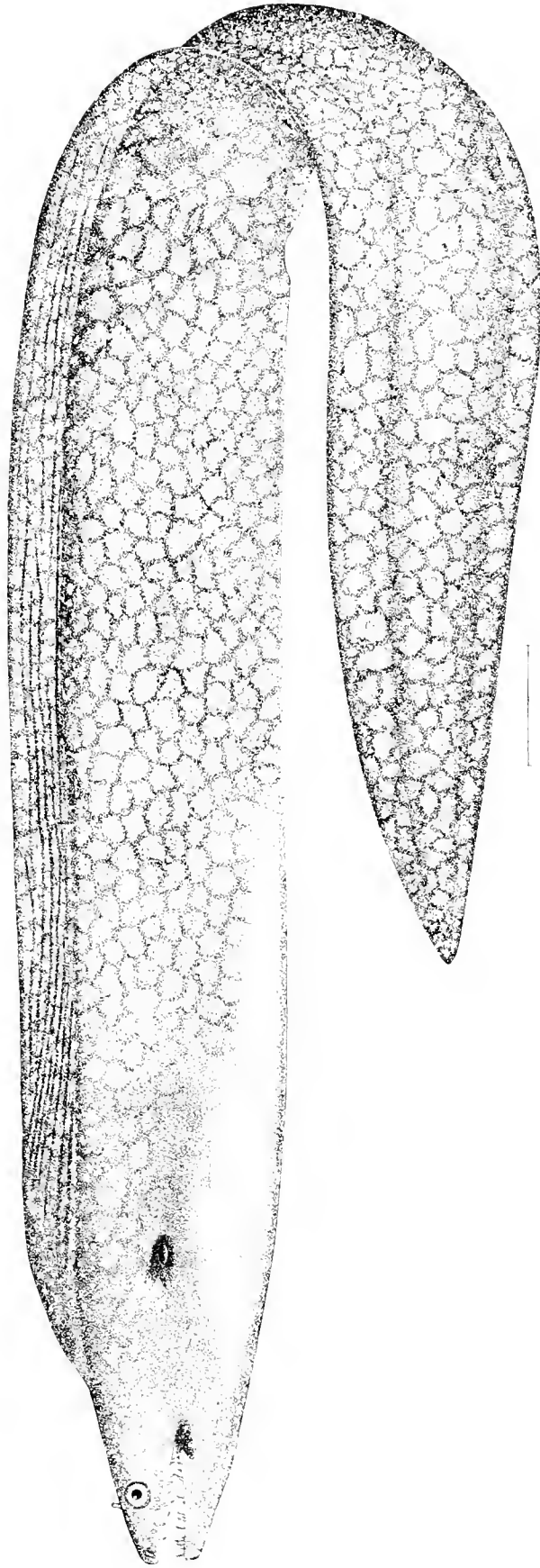
Drawing by H. J. Todd from No. 10422, U. S. National Museum, collected at Wood's Hole, Mass., 1871, by Prof. S. I. Bond.



THE SALT-WATER CATFISH.

Arius felis (L.), J. & G. (p. 629)


Drawing by H. T. Lodd, from No. 2187, U. S. National Museum, collected at Pensacola, Fla. 1878. By Silas Stewart.



THE SPOTTED MORAY.

Gymnothorax moringa (Cuv.), Goode & Bean, (p. 624).


Drawing by H. J. Todd from No. 6894, U. S. National Museum, collected at Garden Key, Florida.



THE SPINY-BACK EEL.

Ptilichthys Goodei, Bean.


Drawing by H. L. Todd from No. 2663a U. S. National Museum collected at Etuluk, Alaska July 27-1880 by Dall & Bean.



THE COMMON EEL.

Anguilla vulgaris, Turton. (p. 630.)


Drawing by H. L. Todd, from No. 20470, U. S. National Museum, collected at Holyoke, Mass., 1876, by U. S. Fish Commission.



THE CONGER SEA EEL.

Leptocephalus conger L. J. & G. (p. 656).

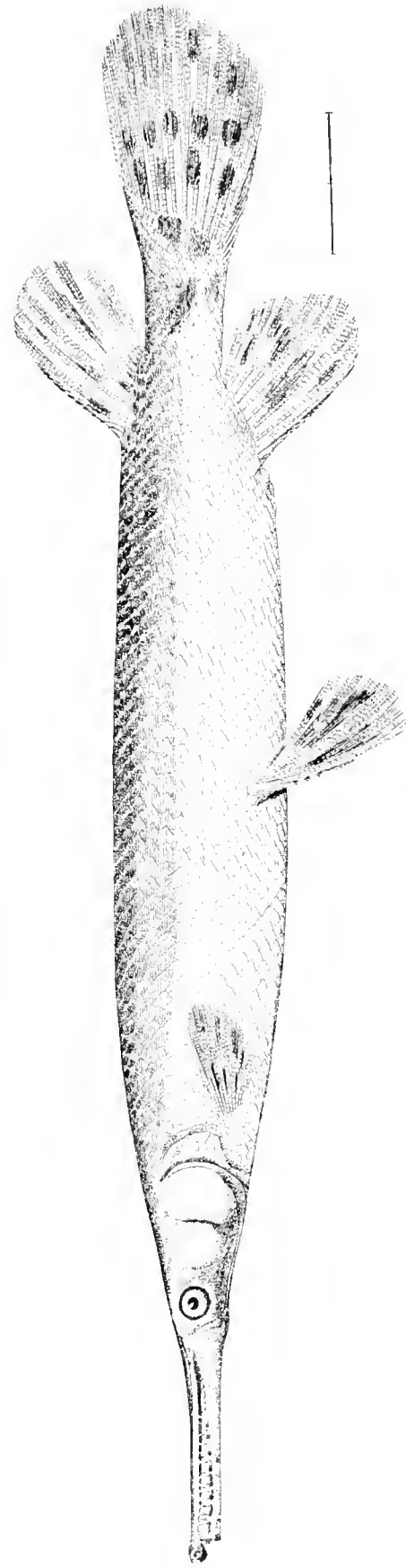
Drawing by H. E. Todd, from No. 16927, U. S. National Museum, collected at Nook, Conn. October 18, 1874, by J. H. Latlham.



THE BOWFIN OR MUDFISH.

Amia calva, L. (p. 659.)

Drawing by H. L. Todd, from No. 6762, U. S. National Museum.



THE SHORT-NOSED GAR PIKE.

Lepisosteus platystomus, Raf. (p. 661.)

Drawing by H. L. Todd, from No. 3241, U. S. National Museum, collected at Cleveland, Ohio, by Prof. S. F. Baird.



UNDER VIEW.



SIDE VIEW.

THE PADDLE-FISH.

Polyodon spatula (Walb., J. & G., p. 640.)

Drawings by H. E. Foss from No. 12255, U. S. National Museum, collected at Cincinnati, Ohio, by J. W. Miller.



THE COMMON STURGEON.

Acipenser sturio L. (= *A. oxyrinchus* L. p. 660.)

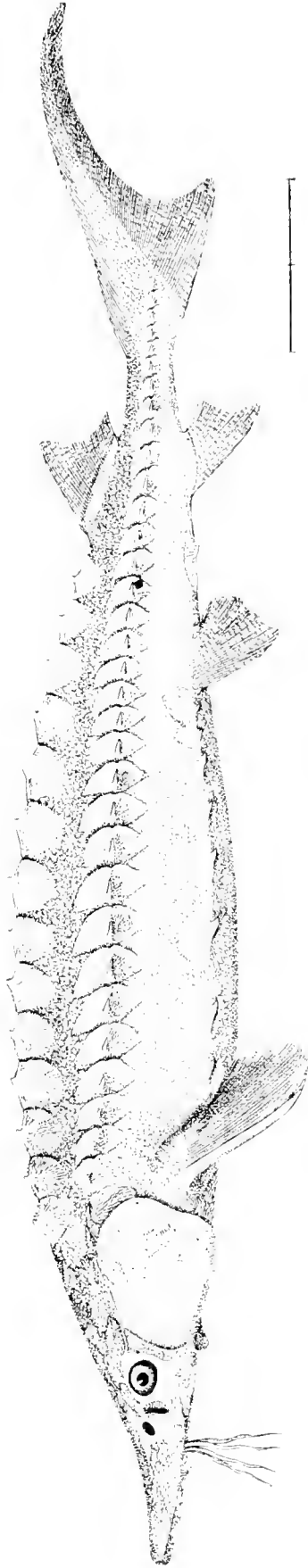
Drawing by H. F. Todd, from No. 22495, U. S. National Museum, collected in Potomac River by William Wolfz.



THE SHORT-NOSED STURGEON

Acipenser brevirostris, Le S. (p. 660.)

Drawing from a photograph of a specimen collected at Wood's Holl, Mass., 1871.



THE LAKE STURGEON.

Acipenser rubicundus, Le S. (p. 661.)

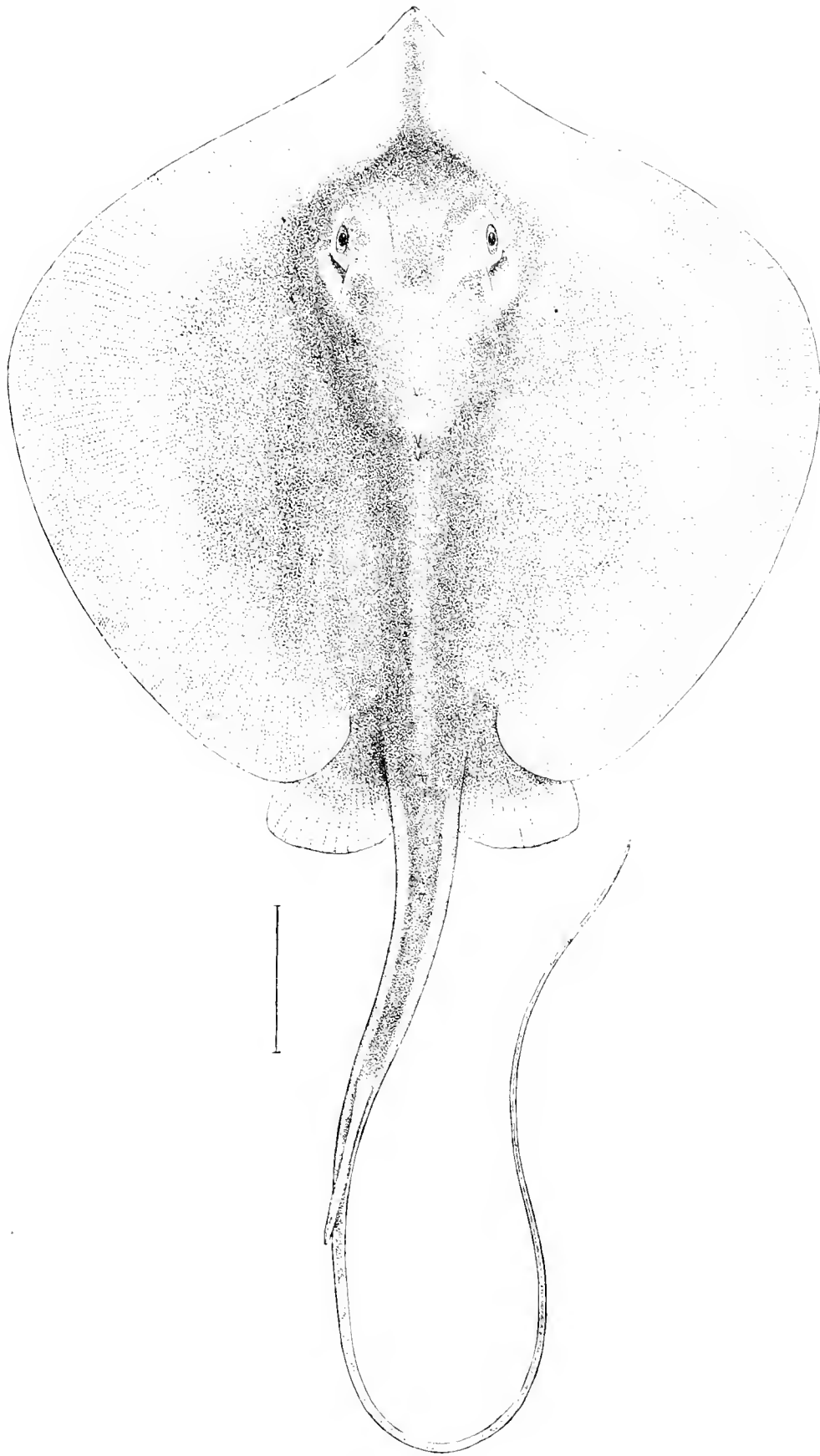
Drawing by H. E. Todd, from No. 10552, U. S. National Museum, collected at Ecorse, Michigan, by J. W. Milbert



THE SHOVEL-NOSE STURGEON.

Scaphirhynchus platyrhynchus Raf., Gill. (p. 663.)

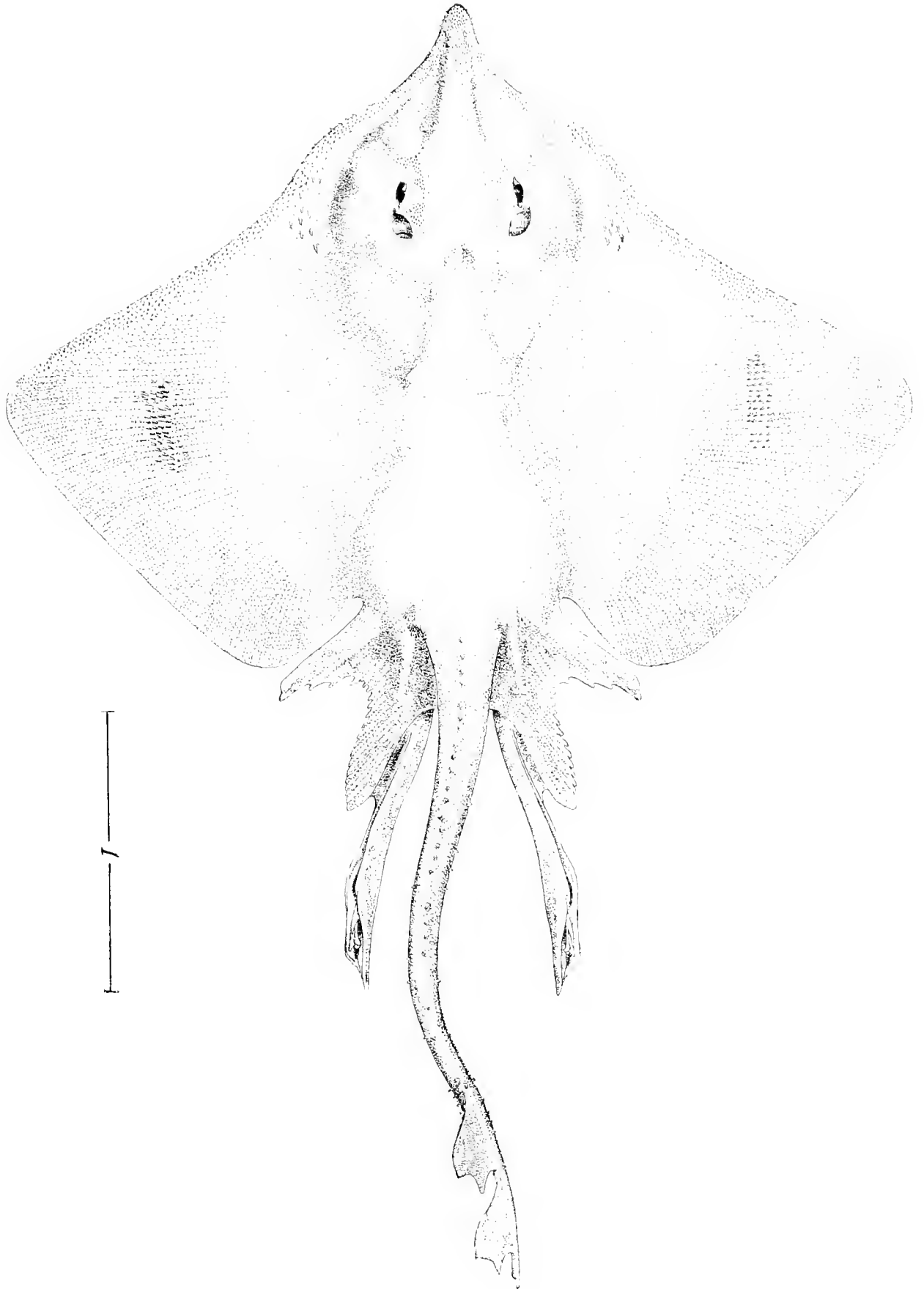
Drawing by H. E. Todd, from No. 22159, U. S. National Museum, collected at Mount Carmel, Illinois, 1878, by Robert Edgway.



THE SOUTHERN STING RAY.

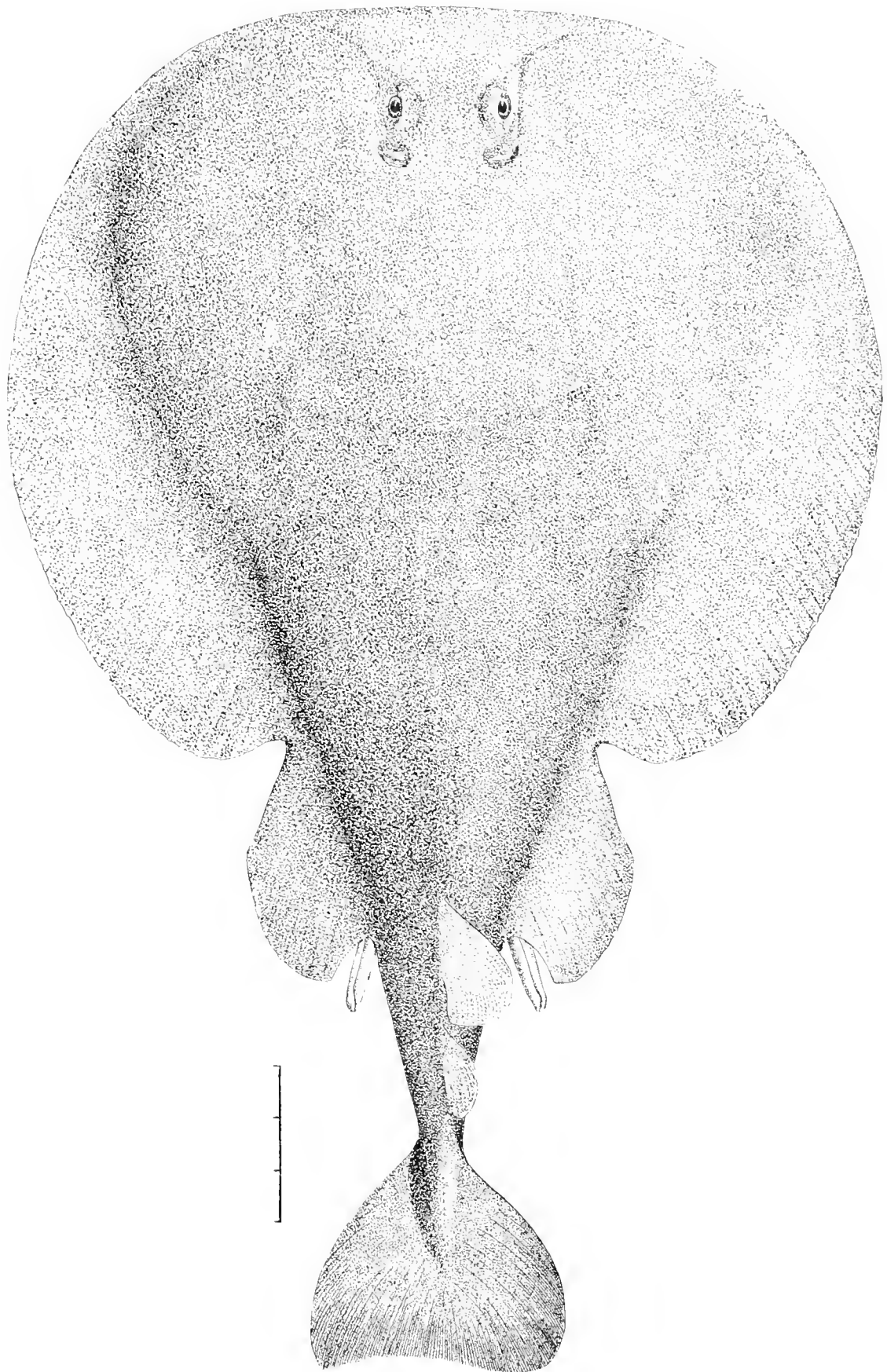
Trygon sabina, Le S. (p. 665.)

Drawing by H. I. Todd from No. 2104 U. S. National Museum, collected at Galveston, Texas, by Prof. D. S. Jordan.



THE BARN-DOOR SKATE.


Raia laevis, Mitch. l. p. 667. t



THE TORPEDO.

Torpedo occidentalis, Storer. p. 667.

Drawing by H. L. Todd from cast of specimen in U. S. National Museum, collected at Wood's Holl, Mass. 1871 by U. S. Fish Commission.



SIDE VIEW.




UNDER VIEW.

THE SAWFISH.

Pristis pectinatus, Latham. p. 66.

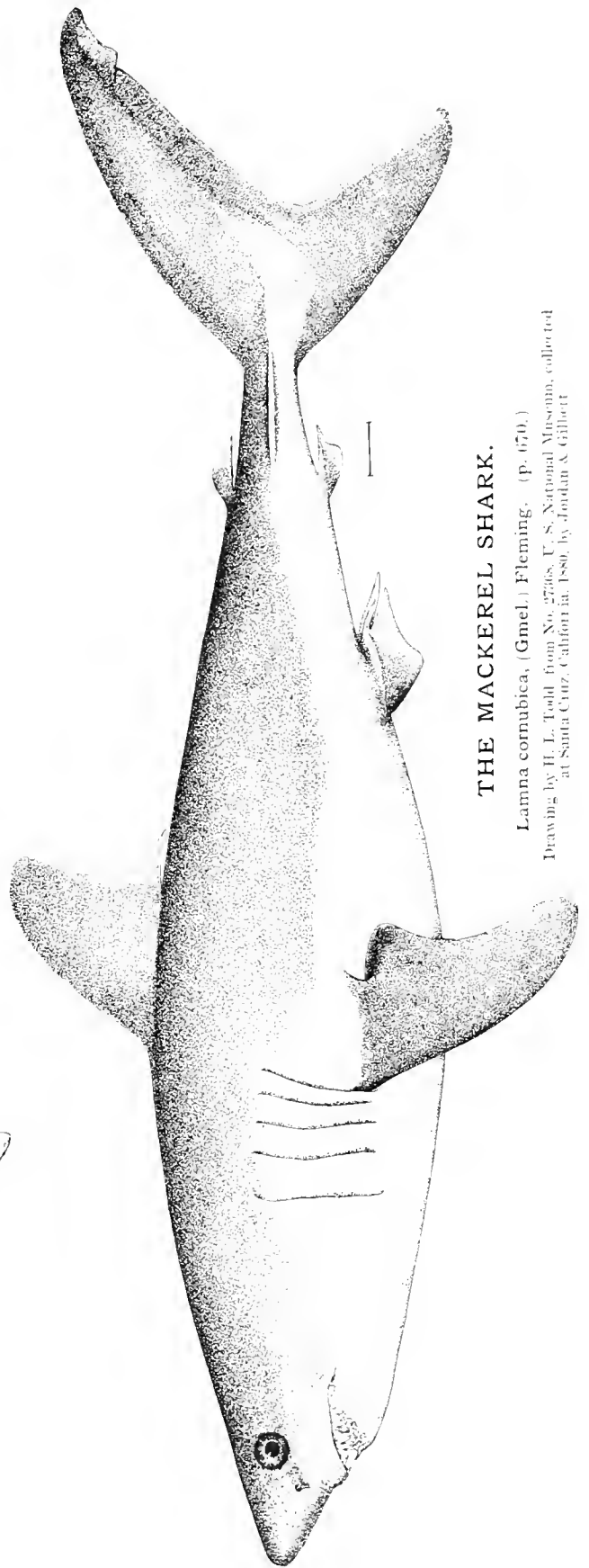
Drawings by H. L. Todd, from No. 20678 U. S. National Museum, collected at Pensacola, Florida, by Silas Stearns.



THE BASKING SHARK, OR BONE SHARK.

Cetorhinus maximus, (L.) Blainville. (p. 667.)


Copied by H. L. Todd, from Plate 6, *Annales du Muséum d'Histoire Naturelle*, Vol. 18.



THE MACKEREL SHARK.

Lamna cornubica, (Gmel.) Fleming. (p. 670.)

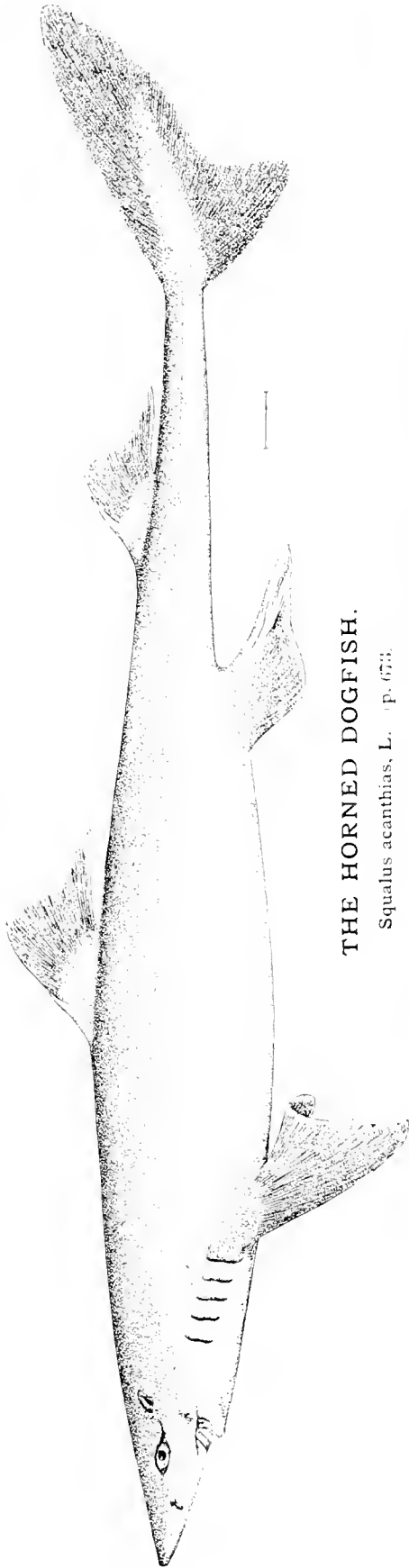
Drawing by H. L. Todd from No. 2738, U. S. National Museum, collected at Santa Cruz, California, 1880, by Jordan & Gilbert.



THE THRASHER SHARK.

Alopias vulpes, (Gmel.) Bonap. (p. 672.)


Drawing by H. L. Todd, from No. 2562, U. S. National Museum, collected at Eastern Point, Newport, Rhode Island, August 11, 1880, by Captain Lockhart.



THE HORNED DOGFISH.

Squalus acanthias, L. (p. 673.)

Drawing by H. L. Todd, from No. 2316, U. S. National Museum, collected at Gloucester, Mass., 1875, by U. S. Fish Commission.



THE TOPE, OR OIL SHARK.

Galeorhinus galeus, L. Blainville. (p. 676.)


Drawing by H. L. Todd, from No. 2067, U. S. National Museum, collected at Monterey, California, 1880, by Jordan & Gilbert.



THE SEA LAMPREY.

Petromyzon marinus, L. (p. 677.)


Drawing by H. L. Todd, from No. 10654 U. S. National Museum, collected at Wood's Holl, Massachusetts, by Vinal S. Edwards.



THE ALASKA BROOK LAMPREY.

Ammocetes aureus, Bean. (p. 679.)


Drawing by H. L. Todd, from No. 21724 U. S. National Museum, collected at Yukon River, Alaska, by L. M. Thayer.



THE SLIME EEL, OR HAG.

Myxine glutinosa, L. (p. 681.)

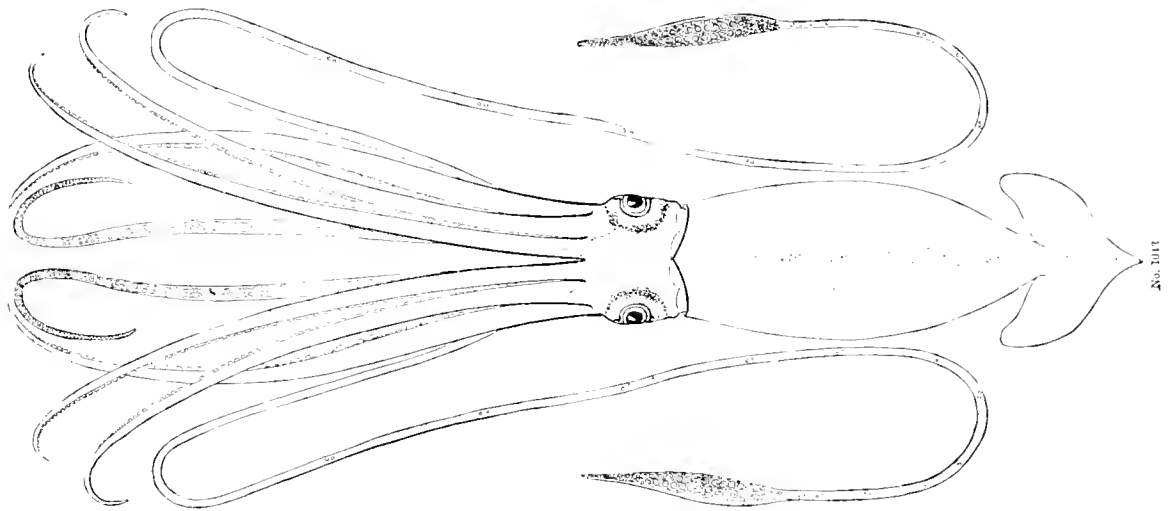
Drawn by H. E. Todd from No. 2566, U. S. National Museum, collected at sea by Capt. R. L. Morrison



THE COMMON SQUID.

Loligo Pealei (Le S.).

Drawing of female from Vineyard Sound, Massachusetts



THE GIANT SQUID.

Architeuthis princeps, Verrill.

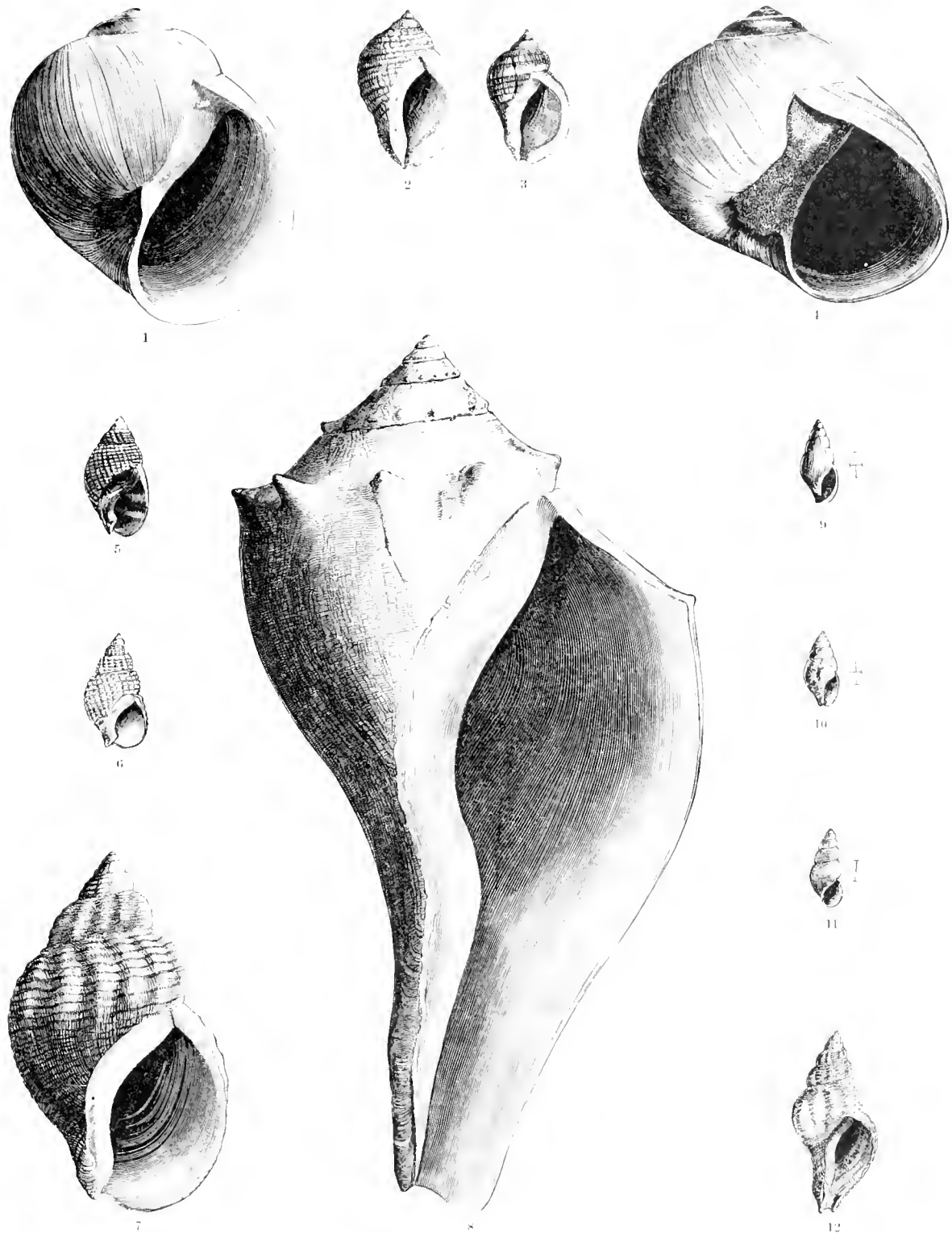
Drawing by Prof. A. E. Verrill, from specimen obtained at Fortune Bay, Newfoundland, December, 1874



THE SHORT-FINNED SQUID.

Ommastrephes illecebrosus (Le S.), Verrill.

Drawing of young male from Provincetown, Mass.



SEA SNAILS, PERIWINKLES, DRILLS, AND BORERS.

FIG. 1. *Lunatia heros*, p. 700.

FIG. 2. *Purpura lapillus*, p. 698.

FIG. 3. *Purpura lapillus*, banded variety.

FIG. 4. *Nerccita duplicata*, p. 700.

FIG. 5. *Hyamassa obsoluta*, p. 696.

FIG. 6. *Tritia tririttata*.

FIG. 7. The Whelk, *Buccinum undatum*, p. 699.

FIG. 8. The Periwinkle, *Turris carica*, p. 694.

FIG. 9. *Astycris zonalis*.

FIG. 10. *Astycris lunata*.

FIG. 11. *Rissoia aculeus*.

FIG. 12. The Drill or Borer, *Urosalpinx cinerea*, p. 697.

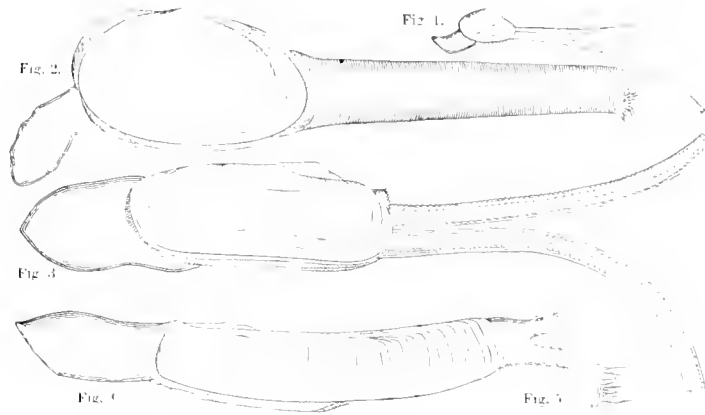


Fig. 2.

Fig. 1.

Fig. 3.

Fig. 4.

Fig. 5.



Fig. 7.



Fig. 6.

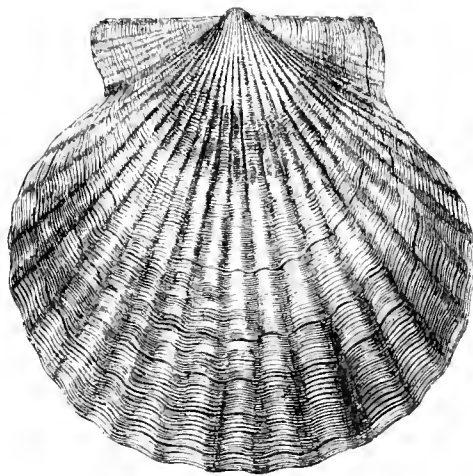


Fig. 8.



Fig. 9.

- FIG. 1. *Angulus tener*.
See Report U. S. Fish Commission. Part I, p. 677.
Animal reduced one-half.
- FIG. 2. The long clam, soft clam, or Nanninose, *Mya arenaria*.
With animal in extension. reduced to one-half the natural size.
- FIG. 3. *Fugulus gibbus*.
See Report U. S. Fish Commission. Part I, p. 675, with animal. The siphon not fully extended. One-half natural size.
- FIG. 4. The Razor Clam, *Ensatella americana*, p. 707.
With animal extended. One-half natural size.

- FIG. 5. The Razor Clam with some of the terminal papille enlarged.
- FIG. 6. The Razor Clam, *Ensatella americana*.
Shell natural size.
- FIG. 7. The Ship Worm, *Teredo navalis*.
Enlarged two diameters.
- FIG. 8. The Scallop, *Pecten irradians*, p. 709.
Natural size.
- FIG. 9. The Bloody Clam, *Argina purata*.
Natural size.

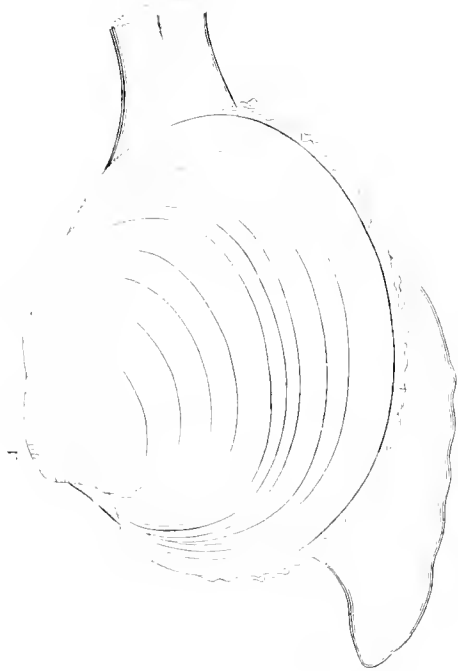


Fig. 1.

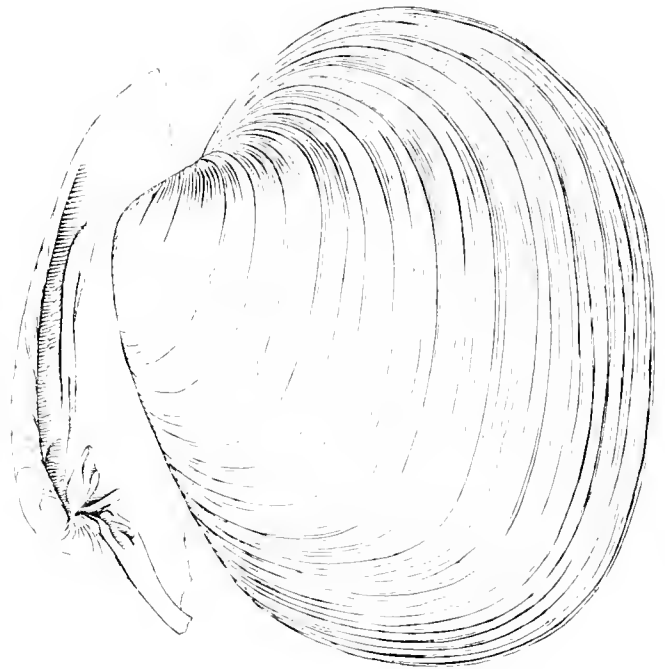


Fig. 2.

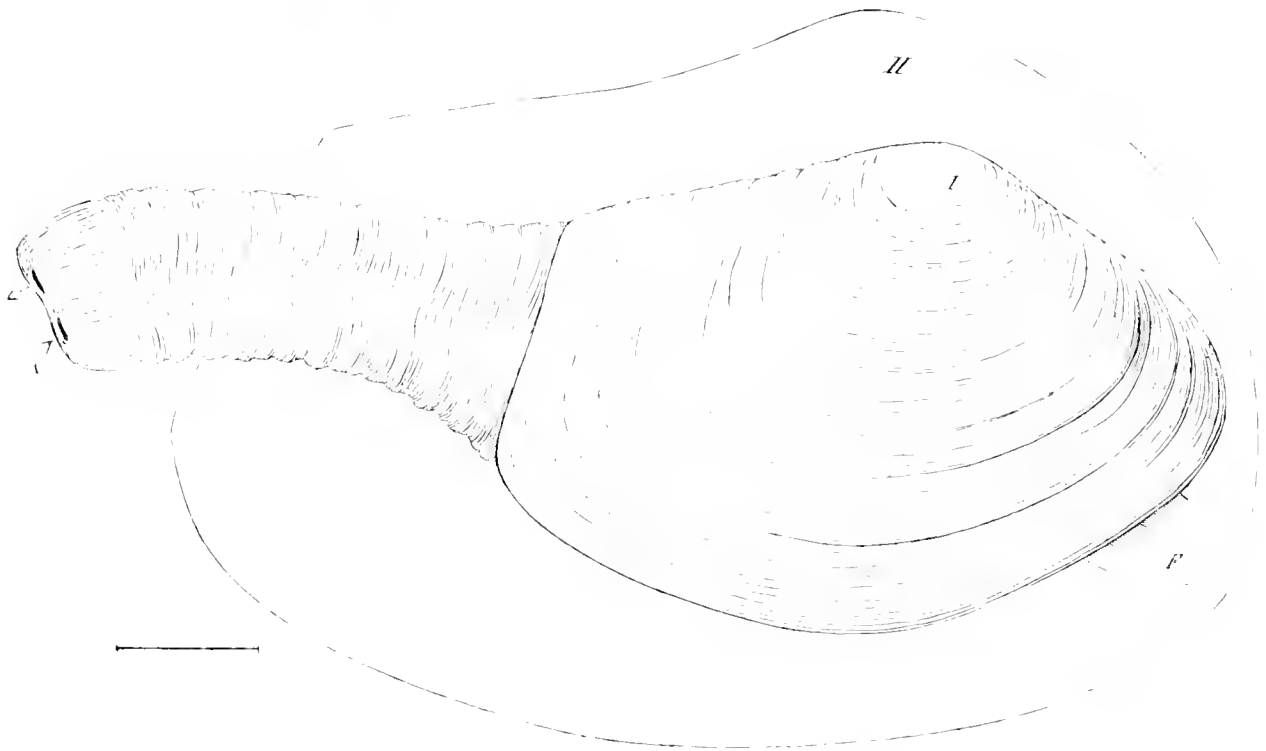


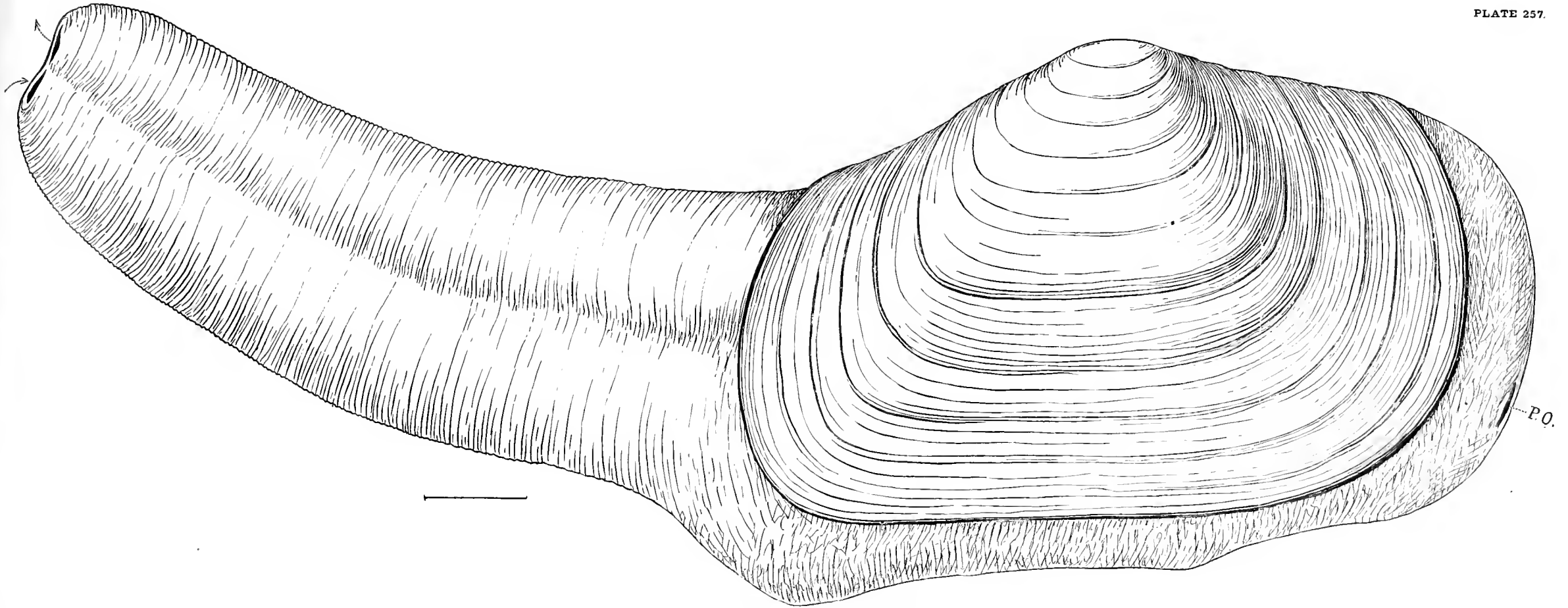
Fig. 3.

FIG. 1. The Quahang or Little-necked Clam, *Venus mercenaria*.
Natural size.

FIG. 2. The Quahang of Puget Sound, *Sacidomus nuttalli*.
Natural size of large specimen. Drawn by J. H. Emetton.

FIG. 3. The Gaper Clam of the West Coast, *Schizothaerus nuttalli* (Conrad).

- (I.) Specimen of ordinary size reduced about one fourth in length. The siphons are somewhat contracted, the foot (F) expands about as usual.
- (II.) Outline of the left valve of a larger specimen reduced to the same extent. Drawn from nature by R. E. C. Stearns.



THE GEODUCK, OR GIANT CLAM OF THE PACIFIC.

Glycimeris generosa.

Natural size; specimens with siphons partly contracted; weight when alive, 63 pounds. Drawn by R. E. C. Stearns.




Fig. 1.

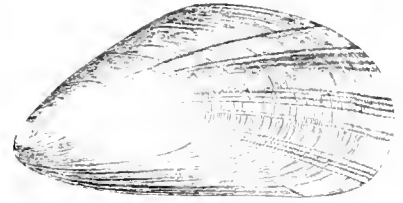


Fig. 3.




Fig. 4.

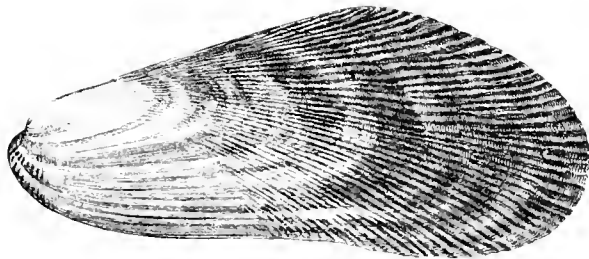


Fig. 5.

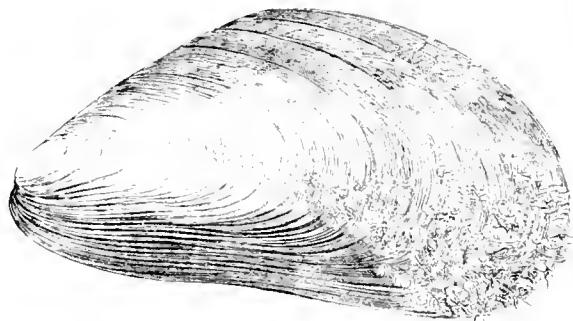


Fig. 6.




Fig. 2.

MUSSELS AND SEA CLAMS.

FIG. 1. The Beach Clam or Hen Clam, *Spisula solidissima*,
p. 708.
Natural size.

FIG. 2. The Sea Clam, *Cyprina islandica*.
Natural size.

FIG. 3. The Mussel, *Mytilus edulis*, p. 709.

FIG. 4. The Black Horse Mussel, *Modiola nigra*.

FIG. 5. The Rough Mussel, *Modiola plicatula*, p. 709.

FIG. 6. The Horse Mussel, *Modiola modiolus*, p. 709.

P L A T E 259.

EXPLANATION OF FIG. 1.

- A.** Hinge or anterior umbonal end of the left valve of an adult oyster, upon which the soft parts of the animal are represented as they lie *in situ*, but with the greater part of the mantle of the right side removed.
- a u.* The auricle of the right side of the heart contracted.
- B.** Posterior or ventral end of the left valve, which in life is usually directed upward more or less, and during the act of feeding and respiration is separated slightly from the margin of its fellow of the opposite side to admit the water needful for respiration, and which also contains the animal's food in suspension.
- Bm.* Body-mass, traversed superficially by the generative ducts *g e.*
- b j.* The organ of Bojanus, or "renal" organ, of the right side of the oyster. (The ducts which it sends into the mantle are not shown, nor is its connection with the genito-urinary sinus *s* indicated.)
- b p.* The large branchial pores which open from the subdivided cavities of the pouch-like gills *g* into the cloaca *cl.*
- br.* The anterior branchiocardiac "vein," which conveys a part of the blood from the gills to the auricle.
- c.* Right pericardiac membrane, which has been thrown back over *M* in order to expose the heart *vc* and *au.*
- cl.* Cloacal space, through which the water used in respiration passes out, and into which the excrement of the animal is discharged from the vent *v.*
- d.* Nervous commissure of the right side, which connects the parieto-splanchnic with the supra-oesophageal ganglion.
- g.* Gills, which extend as four flattened transversely subdivided sacks from the palps *p* to the point *g*, at the edge of the umantel.
- g e.* Superficial net-work of the generative ducts as they appear when the oyster is spawning.
- h.* Groove in the hinge end of the left valve, which receives the ridge developed in the corresponding situation on the right one.
- l.* Dark brown elastic body or ligament by which the valves are held together at the hinge.
- M.** Great adductor muscle, which is here viewed from the end, and which is attached to the inner faces of the valves over the dark purple scars. It opposes the elastic ligament and closes the valves, and corresponds to the posterior adductor muscle of dimyary mollusks.
- m.* Mouth.
- m t.* Mantle of the left side fringed with two rows of tentacles; *m t.* portion of the mantle of the right side.
- n* to *z* marks the extent to which the right and left leaves of the mantle are joined together; the hood thus formed above and at the sides of the palps is called the cucullus.
- P.** Palps exposed, a part of the cucullus on the right being cut away.
- p d.* Pedal muscle of right side, which is also inserted upon the shell of the same side.
- p g.* Parieto-splanchnic ganglion.
- s.* Genital opening of the right side.
- sg.* Supra-oesophageal ganglion.
- v.* Vent or anus.
- vc.* Ventricle of the heart, which is dilated, or in the condition of diastole.
- z z z.* Areas at the edge of the inner surface of the shell, where intruded mud has been inclosed by a thin lamina of shelly matter deposited by the mantle.
- y.** Point at the posterior extremity of the gills, where the right and left leaves of the mantle are joined together by the membrane which supports the gills.

EXPLANATION OF FIG. 2.

This figure was drawn from a dissection of a hardened specimen which had been removed from the shell, and is viewed from the left side, the superficial tissues of the left half of the body-mass having been removed in order to display the surface of the "liver" *L*, with its large clusters of minute follicles, and part of the course of the intestine *i*. At *j* the widened pyloric part of the intestine is shown, which incloses the crystalline style. The ventricle *vc* and auricle are much contracted, and a spacious pericardiac space is shown on either side of it. *g e.* Stratum of reproductive follicles. The remaining letters of reference are the same as in Fig. 1.

EXPLANATION OF FIG. 3.

This figure of the viscera of the oyster is also drawn in part from the hardened soft parts, but is viewed from the right side. The great ducts *d* of the "liver" *L* are shown cut open longitudinally, and are represented as opening directly into the cavity of the stomach *st*, in front of which the esophagus *oe* is also shown running back from the mouth *m*. This figure shows almost the entire intestine, with its widened anterior end *j*, and its course and curvature as here represented is what will be found constant, even when hundreds of specimens are examined. Nearly all the substance of the body-mass has been carefully removed from the right half of the body, and where the edges of the body have been cut through the stratum of reproductive tissue *g e* is also shown. The corrugated outer surface of the inner or lower palp at *P*. The remaining letters have the same significance as in the previous figures.

EXPLANATION OF FIG. 4.

This represents a section or slice cut from the soft parts of an oyster at the level of the dotted line *o* in Fig. 3, and viewed from its anterior surface. The tissues and structures which have been cut across in this section are as follows.

- a'*. The dorsal or posterior branch of the great splanchnic artery.
- a''*. The anterior or ventral branch of the splanchnic artery.
- b r.* Branchial vessels.
- c.* The connective tissue which envelopes the organs contained in the body-mass and forms the principal portion of the substance of the animal in winter.
- g.* The gills cut across, showing their hollow interior.
- g e.* Stratum of reproductive follicles, which immediately *encloses* the mantle layer *mt*. Intestinal canal cut through at two points, *i i* posteriorly and anteriorly, showing the manner in which the intestinal walls are folded inwards upon themselves.
- L L.** Right and left lobes of the liver, embedded in the connective tissue, and most considerably developed at the sides and below the stomach.
- s b.* Suprabranchial space.
- st.* Stomach, showing its irregular form and connection by means of spacious ducts with the "liver."
- v c.* Vena cava.

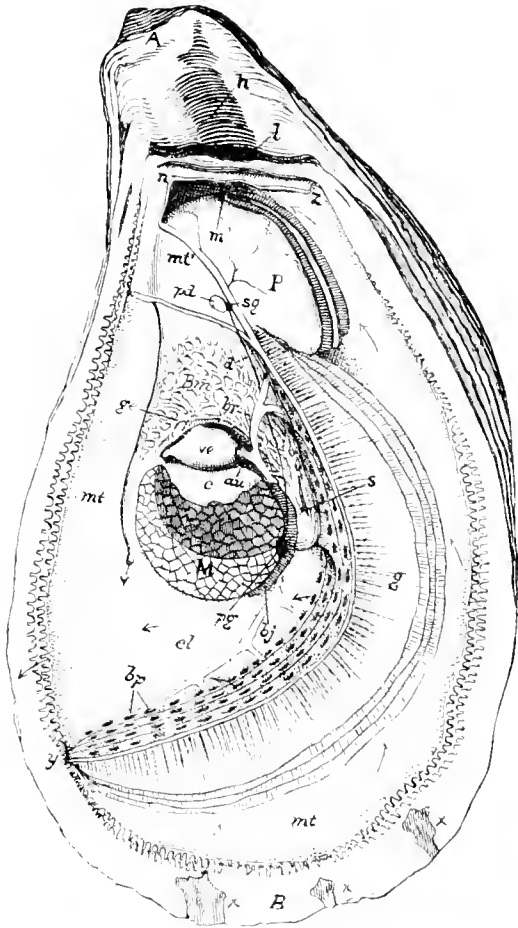


Fig. 1.

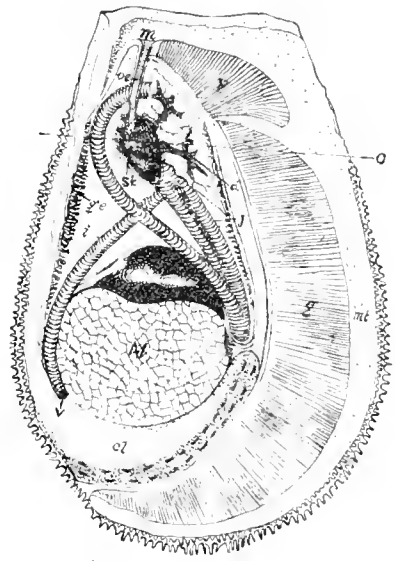


Fig. 3.

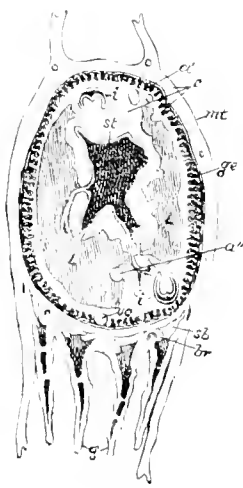


Fig. 4.

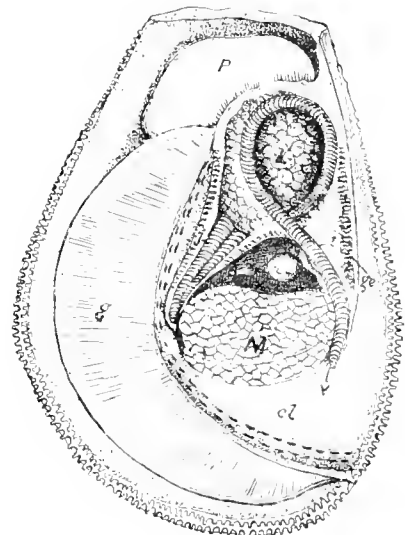


Fig. 2.

For explanation of figures see opposite page.



No. 305
Fig. 1



Fig. 5.



No. 311
Fig. 6



No. 306
Fig. 4



Fig. 2.

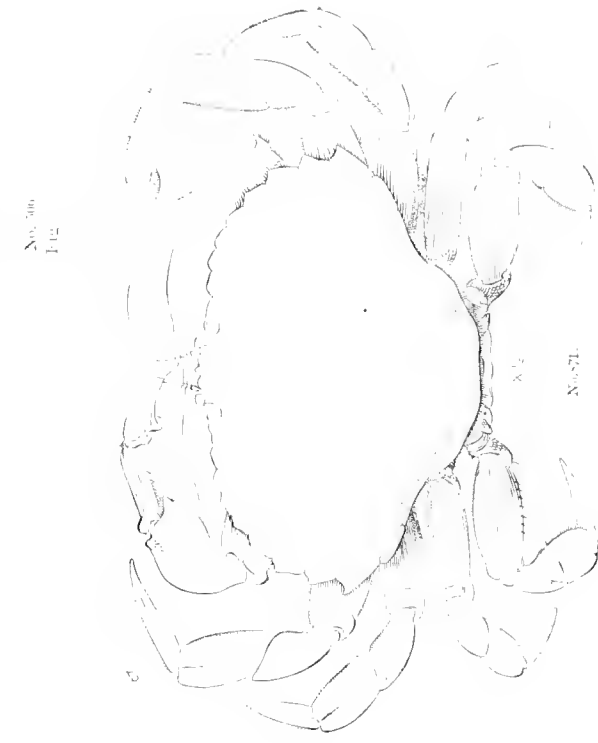


Fig. 3.

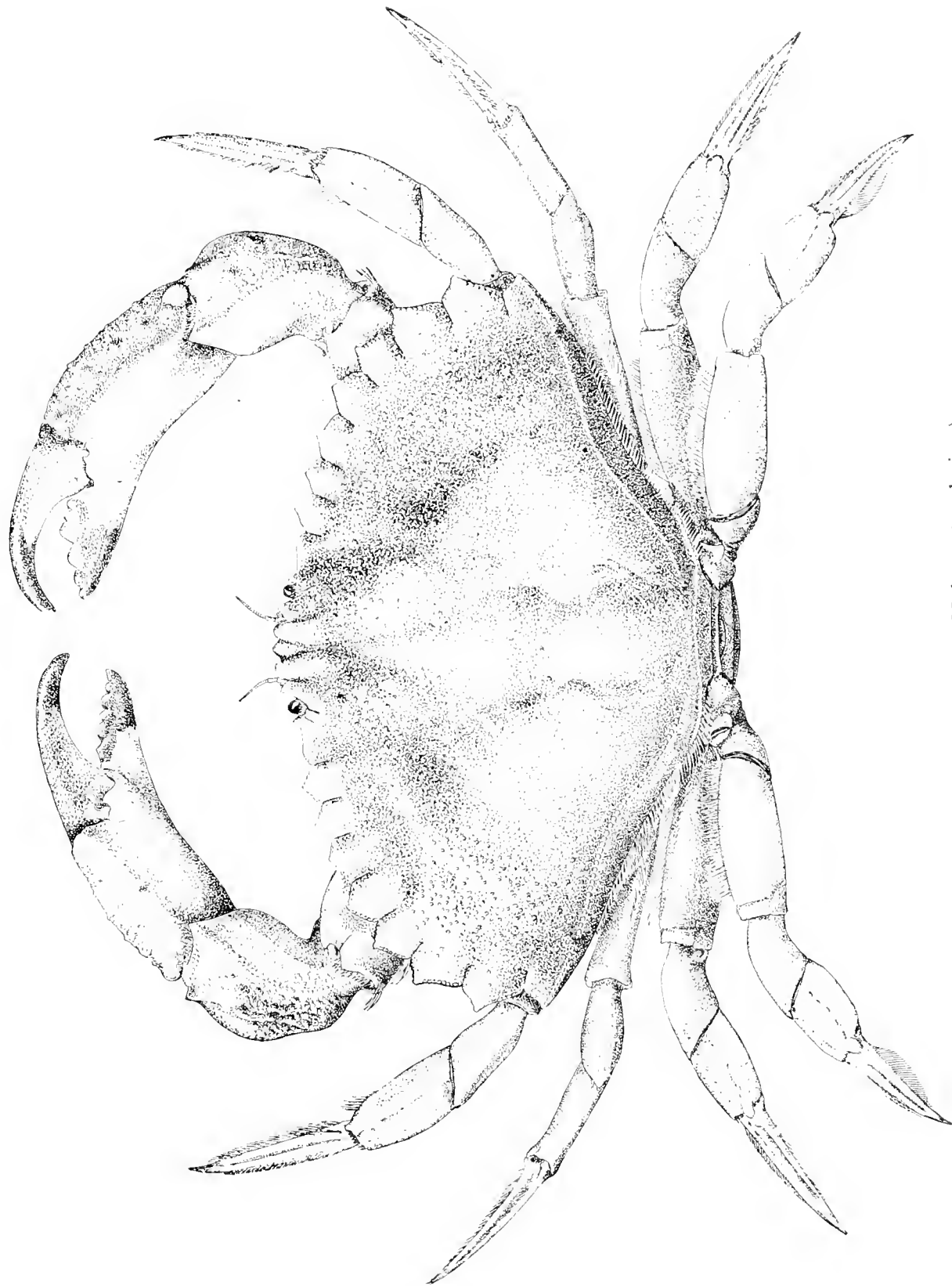
FIG. 1. The Rock Crab, *Cancer irroratus*, Say; male, one-half natural size.
 FIG. 2. Zöcia of the same, in the last stage before it changes to the megalops condition; lateral view, enlarged seventeen diameters.
 FIG. 3. Megalops stage of the same, just after the change from the zöcia condition; dorsal view, enlarged thirteen diameters.
 FIG. 4. The Jonah Crab, *Cancer borealis*, Stimpson; male, two-thirds natural size.
 FIGS. 5, 6. Terminal joints of the big claws of the same, viewed from the outer side, natural size.
 Drawings by J. H. Emerton



THE COMMON CRAB OF THE PACIFIC COAST. (Male, somewhat smaller than natural size.)

Cancer magister, Dana. (p. 770.)

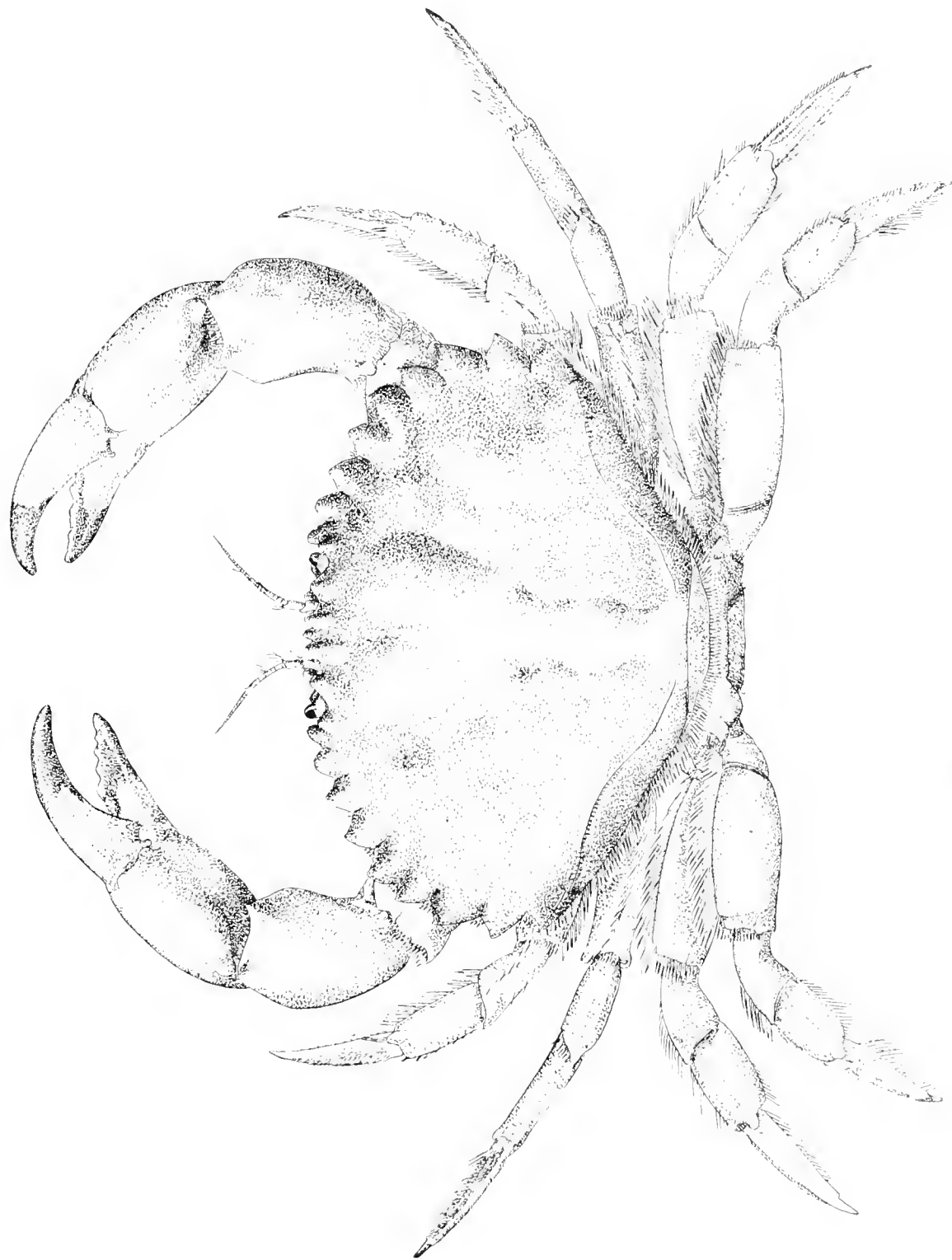
Drawing by H. L. Todd from No. 255; U. S. National Museum — California — William Stimpson.



THE RED CRAB. (Male, natural size.)

Cancer productus, Randall. (p. 771.)

Drawing by H. L. Todd from No. 2529, U. S. National Museum. San Francisco, Cal., H. H. Humphrey.

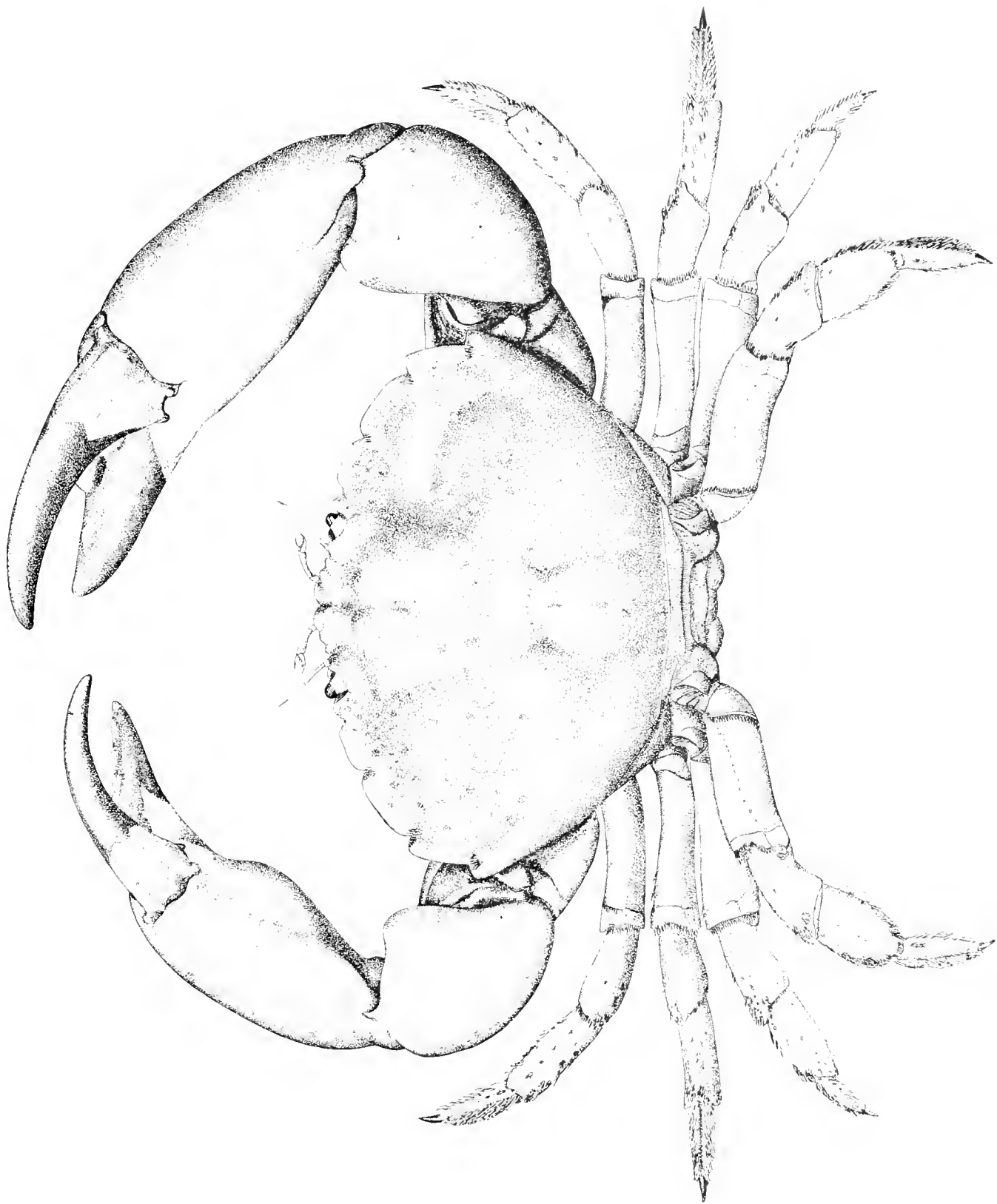


THE CALIFORNIA ROCK CRAB. (Natural size.)

Cancer antennarius, Stimpson. (p. 771.)

Drawing by H. L. Todd, from No. 263: U. S. National Museum. California, William Stimpson.

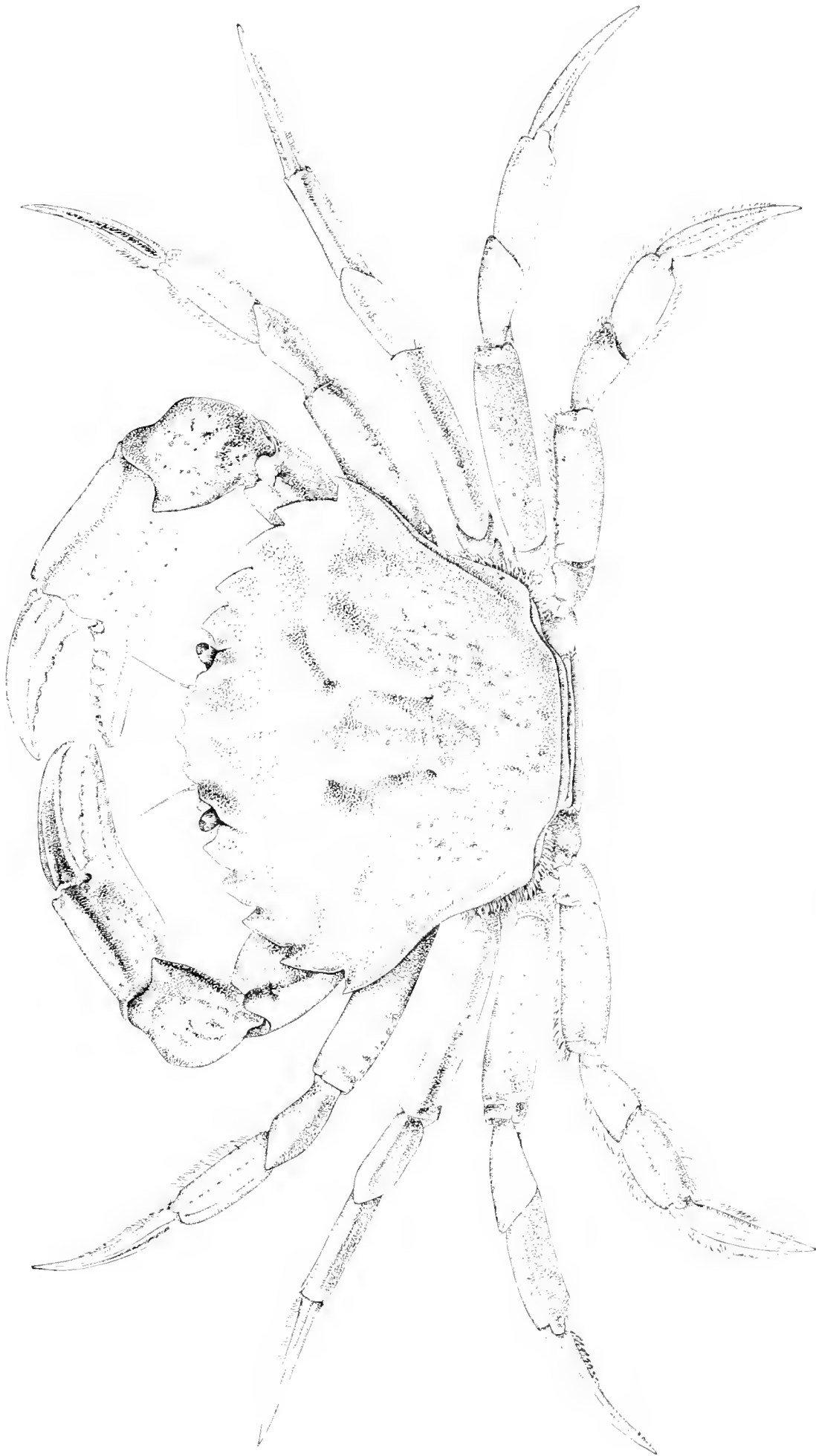




THE STONE CRAB. (Male, about four-fifths the natural size.)

Menippe mercenarius, Gibbes. (p. 77.)

Drawing by H. L. Todd, from specimen obtained at Charleston, S. C.



THE GREEN CRAB. (Slightly enlarged.)

Carcinus maenas, Leach. (p. 771)

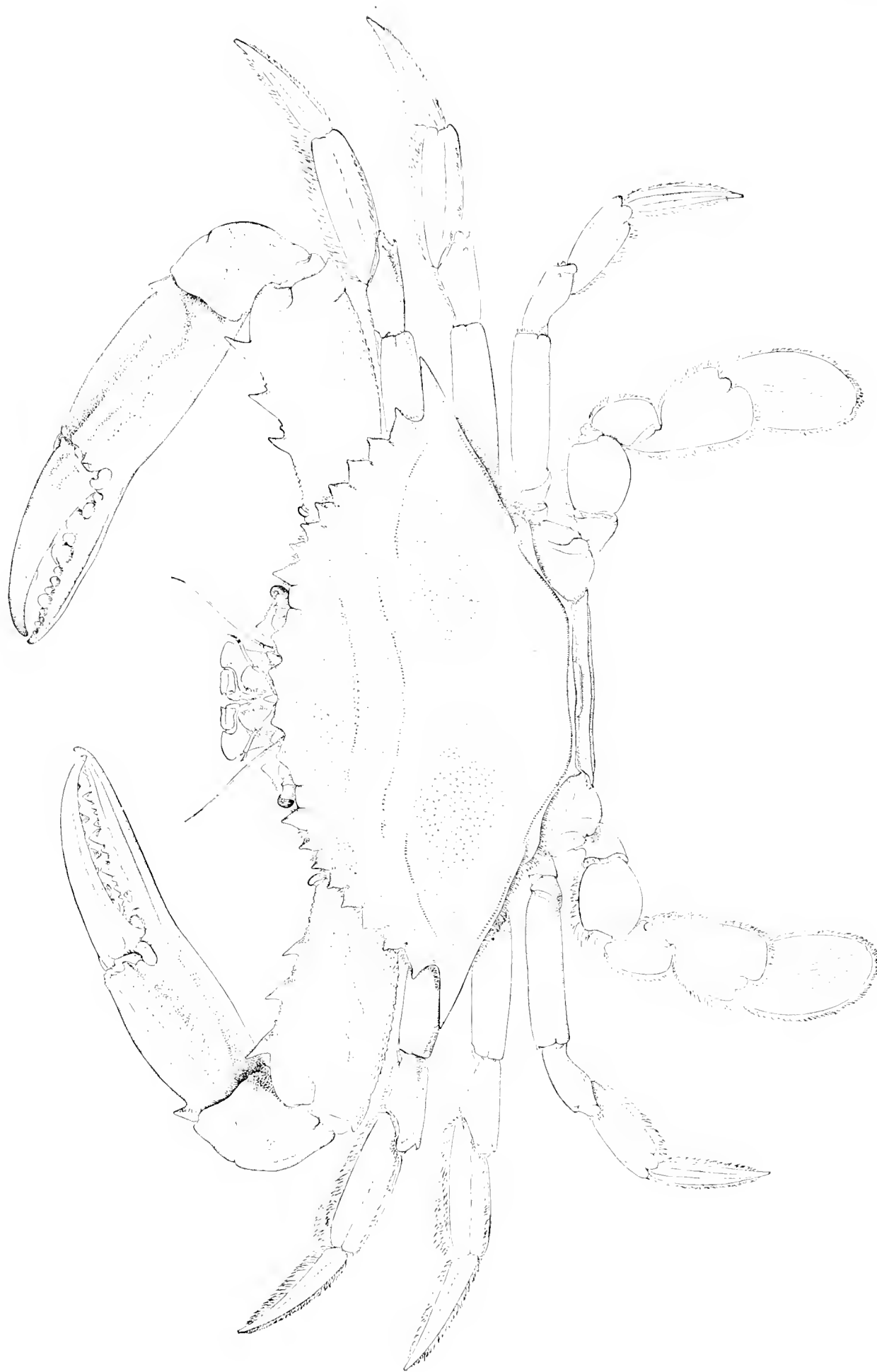
Drawing by J. H. Emeilton, from specimen obtained at Woods Hole, Mass., 1882.



THE LADY CRAB. (About one-third larger than natural size.)

Platyonichus ocellatus, Latreille. (p. 774.)

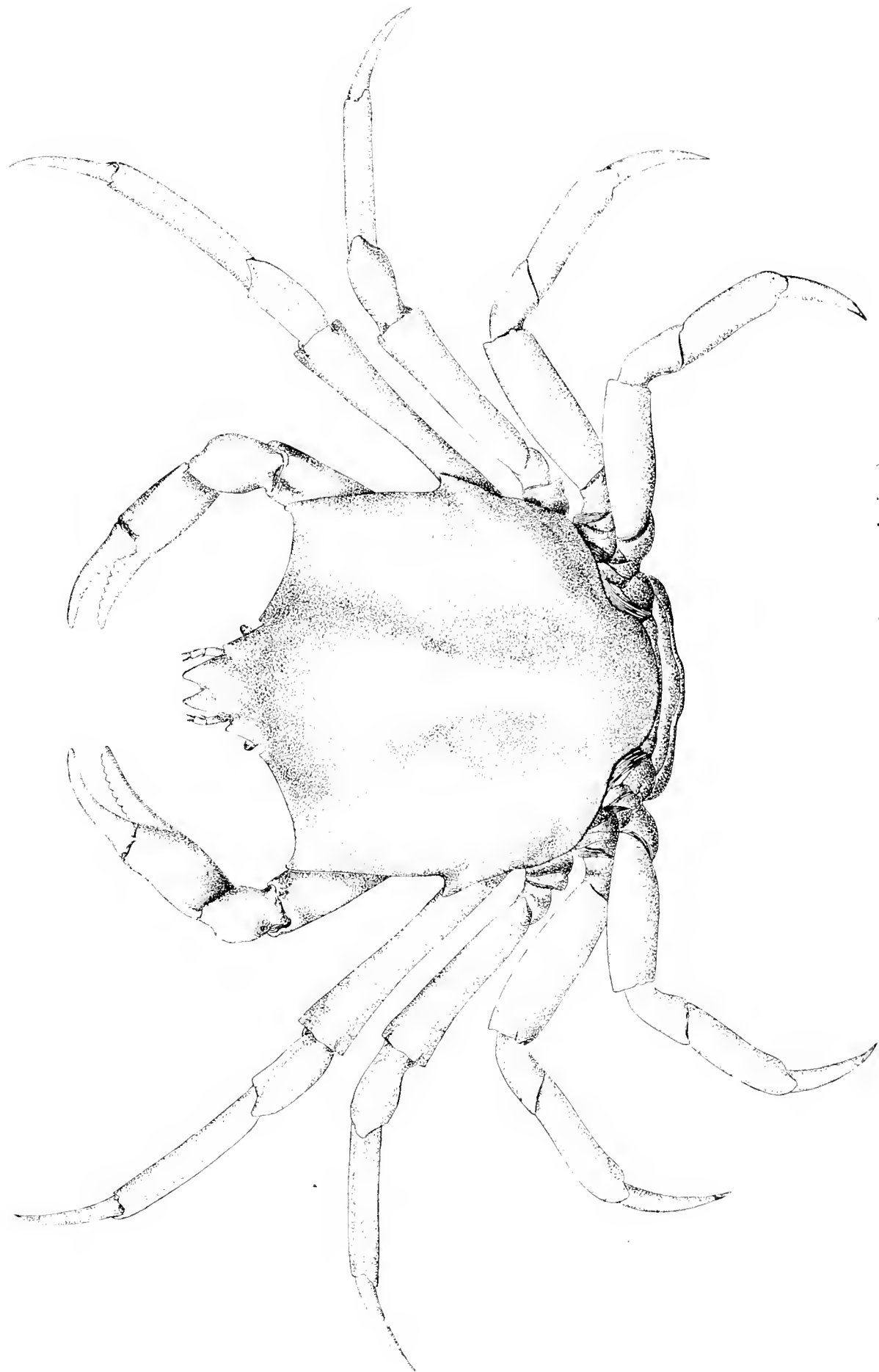
Drawing by J. H. Emerton, from specimen obtained at Wood's Holl, Mass., 1882.



THE COMMON EDIBLE OR BLUE CRAB.

Callinectes hastatus, Ordway. (p. 775.)


Drawing by J. H. Emerton, from specimen obtained at Wood's Holl, Mass., Feb.



THE KELP CRAB. (Female, natural size.)


Epiplatys productus, Randall. (p. 77.)

Drawing by H. L. Todd. From No. 2139 U. S. National Museum. Pacific coast of the United States. By Stockley.



No. 431.

Fig. 4.



No. 432.

Fig. 5.

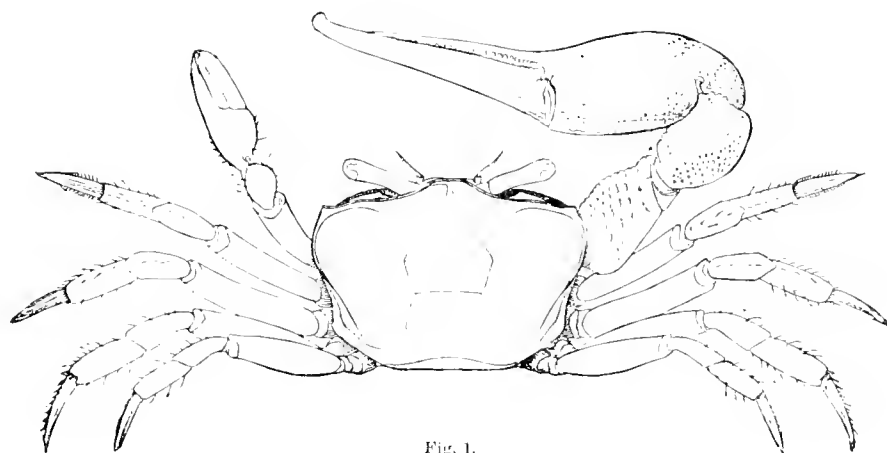


Fig. 1.



No. 502.

Fig. 2.




Fig. 7.



No. 503.

Fig. 3.



No. 505.

Fig. 6.

FIG. 1. The Fiddler Crab, *Gelosinus pugilator*, Latreille; male, slightly enlarged.

FIG. 2. The Oyster Crab, *Pinnothores ostrum*, Say; male, enlarged four diameters.

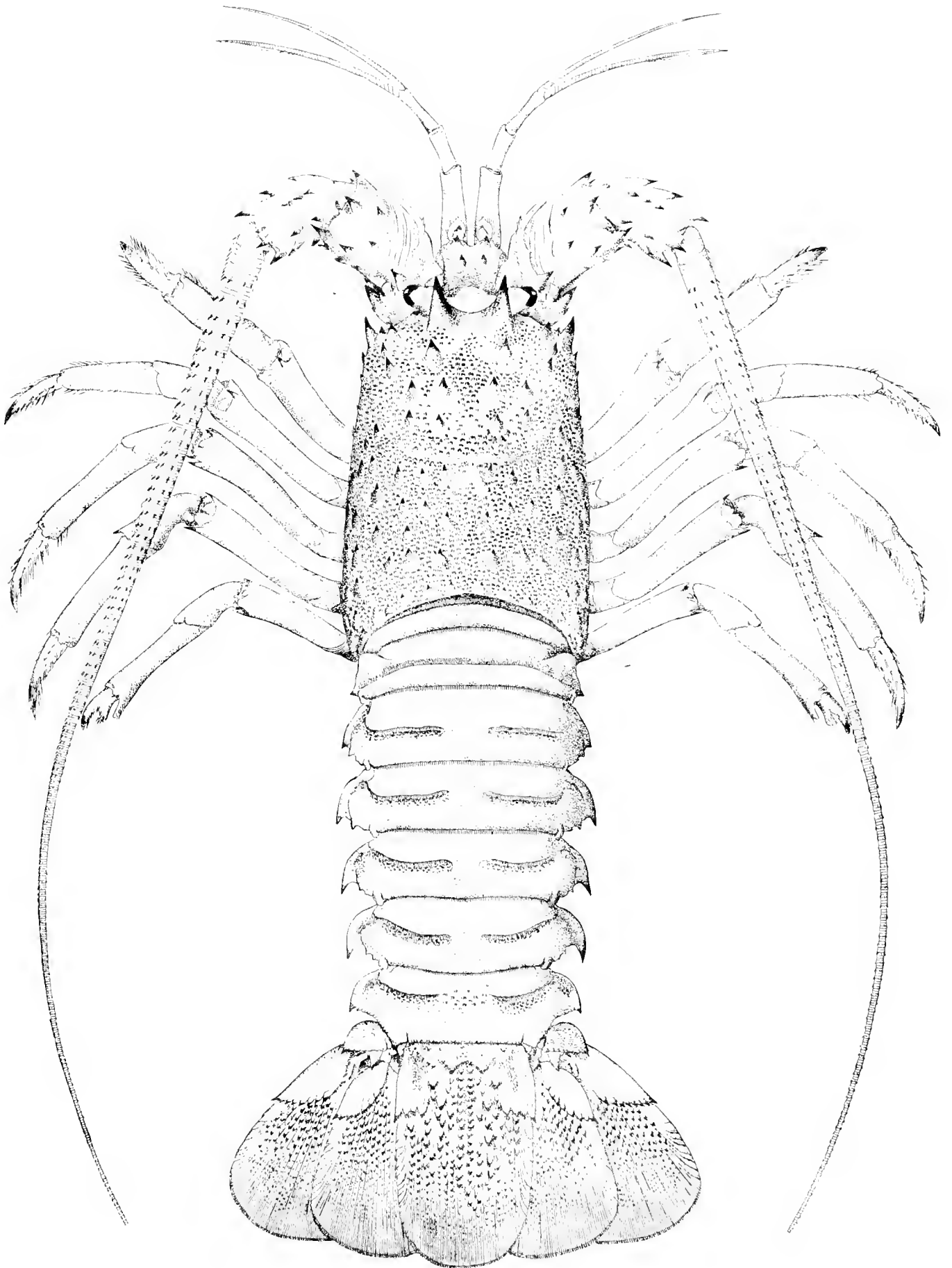
FIG. 3. The Mud Crab, *Panopeus depressus*, Smith; male, natural size.

FIGS. 4, 5. The Spider Crabs. FIG. 4, *Libinia emarginata*, Leach; male. FIG. 5, *Libinia dubia*, Edwards; male. Both three-fourths natural size of small specimens.

FIG. 6. The Sand Bug or Bait Bug, *Hippa talpoida*, Say; enlarged about two diameters.

FIG. 7. The Hermit Crab, *Eupagurus bernhardus*, Brandt; about two-thirds natural size.


Drawings by J. H. Emerton.



THE SPINY LOBSTER, OR ROCK LOBSTER. (Somewhat smaller than natural size.)

Panulirus interruptus, Randall. p. 780.

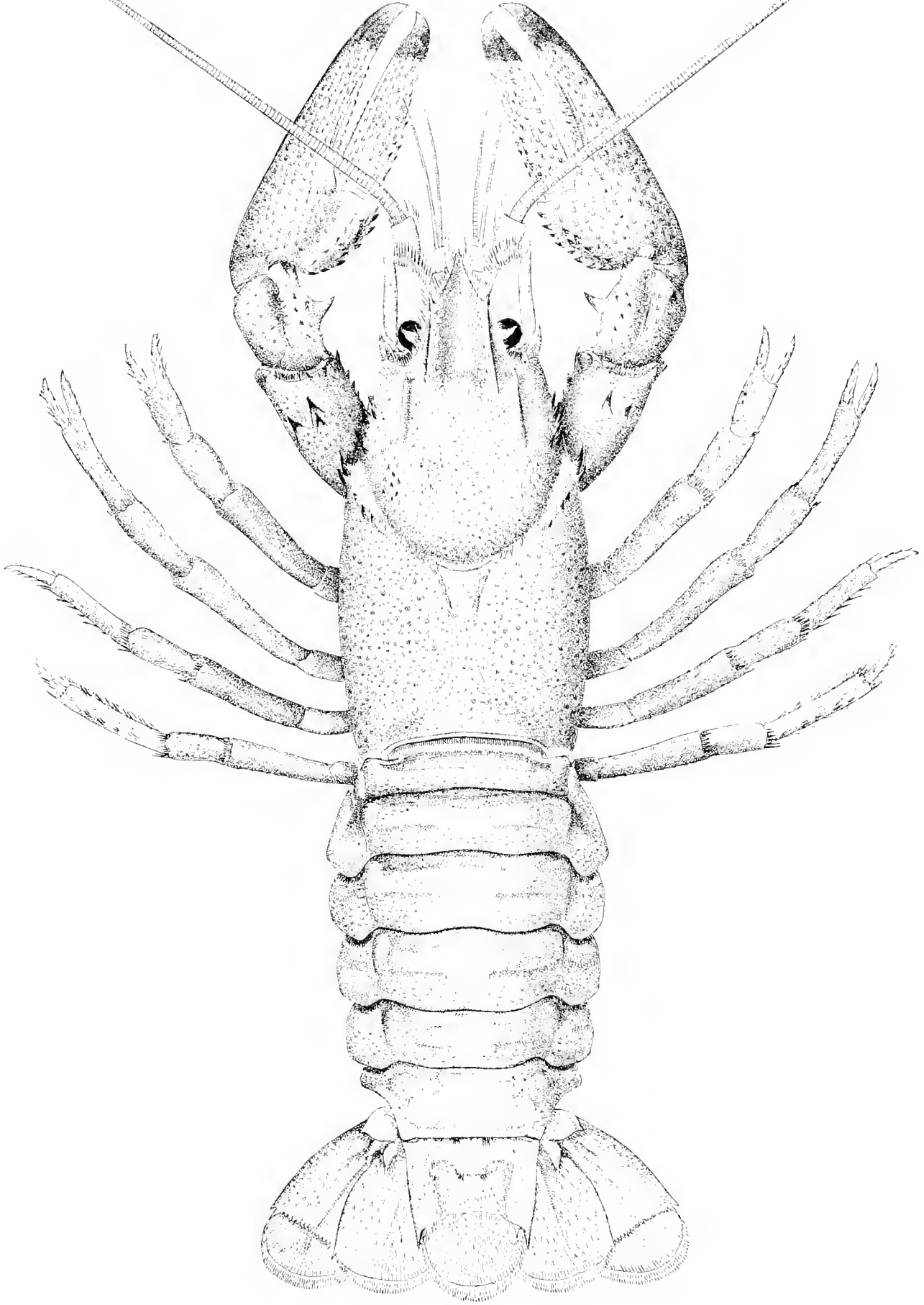
Drawing by H. L. Todd, from specimen obtained on the coast of California.



THE AMERICAN LOBSTER. (Male, much below natural size.)

Homarus americanus, Edwards. (p. 7-1.)

Drawing by J. H. Emerton, from specimen obtained at Eastport, Me., 1882.



THE RIVER CRAY-FISH. (One and one-half times natural size.)

Cambarus affinis, Erichson. (p. 812.)

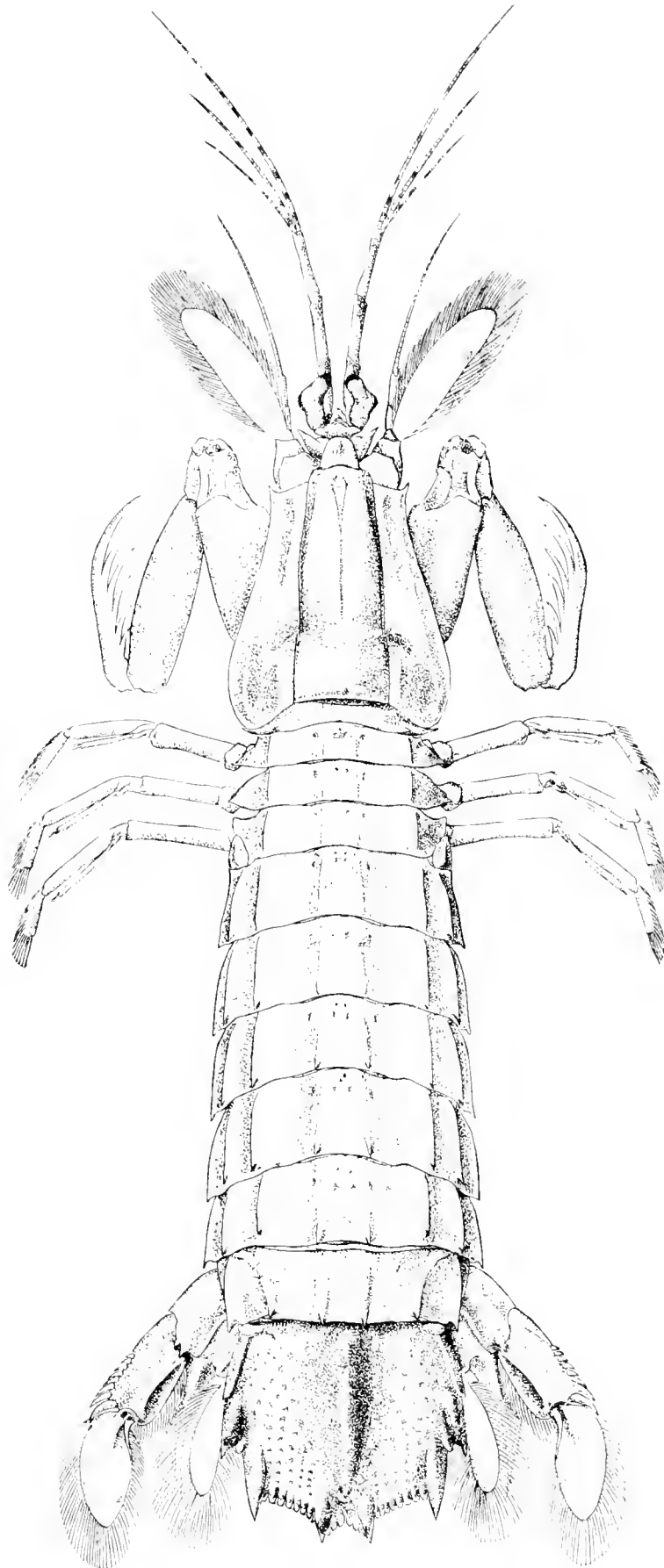
Drawing by H. L. Todd, from specimen obtained at Havre de Grace, Md.



THE SOUTHERN SHRIMP. (About one-fifth larger than natural size.)

Penaeus setiferus, Edwards. (p. 21)

Drawing by J. H. Emerton, from specimen obtained on the coast of Louisiana.



THE MANTIS SHRIMP. (Natural size.)

Squilla empusa, Say. (p. 23.)

Drawing by H. L. Todd from No. 3752, U. S. National Museum. Wood's Holl, Mass. Vinal N. Edwards.

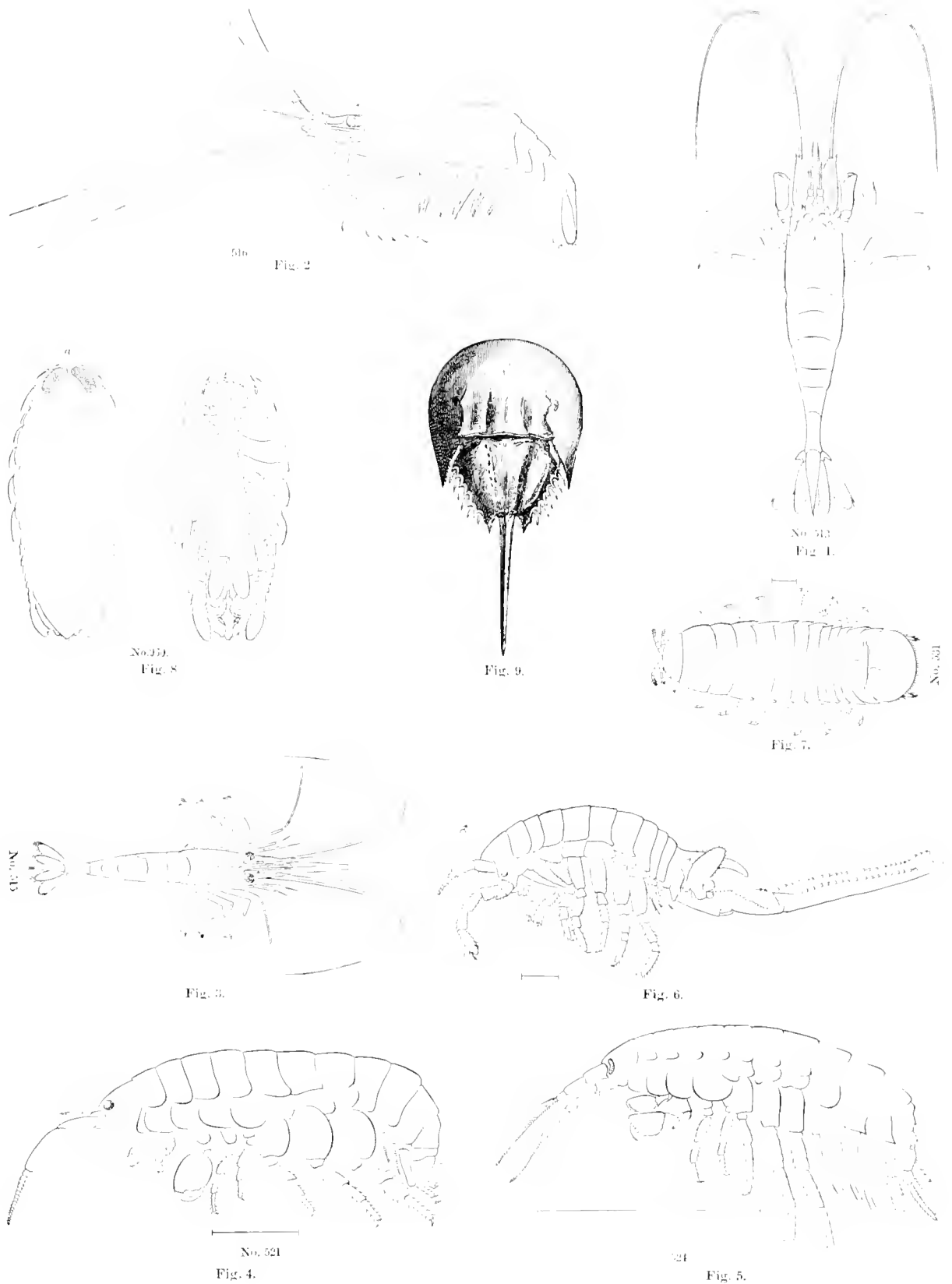


FIG. 1. The Common Shrimp, *Crangon vulgaris*, Fabr.; male, natural size.
 FIG. 2. The Common Prawn, *Palaemonetes vulgaris*, Stimpson; male, enlarged one and one-half diameters.
 FIG. 3. The Deep-water Prawn, *Pandalus Montaguï*, Leach; slightly smaller than natural size.
 FIG. 4. The Beach-Flea, *Orchestia agilis*, Smith; male, enlarged five diameters.
 FIG. 5. The Sand, *Gammarus locusta*, Gould; male, enlarged two diameters.
 FIG. 6. The Boring Amphipod, *Chebra tercbrens*, Phillipi; enlarged about fourteen diameters.
 FIG. 7. The Gribble, *Limnoria lignorum*, White; enlarged ten diameters.
 FIG. 8. The Salve Bug, *Ega psora*, Kröyer; young specimen, enlarged three diameters.
 FIG. 9. The Horse-shoe Crab, *Limulus Polyphemus*, Latreille; much smaller than natural size.
 Drawings by J. H. Emerton, S. I. Smith, and O. Harger.



No. 541
Fig. 3.



No. 578
Fig. 8.



No. 579
Fig. 9.



Fig. 1.

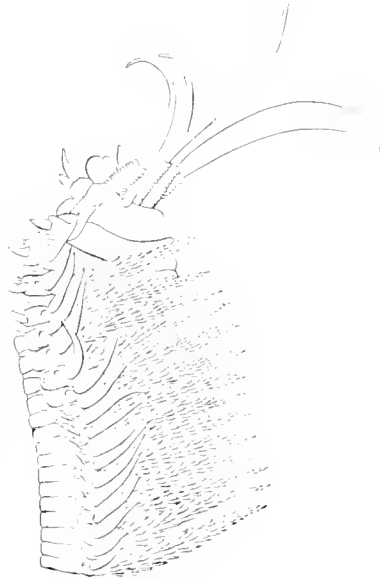


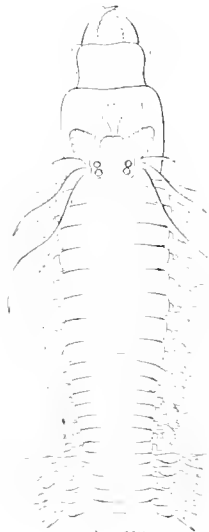
Fig. 5.




No. 577
Fig. 7.



No. 550
Fig. 2.



No. 552
Fig. 4.



No. 561
Fig. 6.

MARINE ANNELIDS. (Used as bait.)

FIGS. 1, 2, 3, *Nereis pelagica*, Linn. Fig. 4, larger figure, female; smaller, male; natural size. Fig. 2, head. Fig. 3, proboscis, enlarged.
 FIG. 1, *Nereis limbata*, Ehlers; male; anterior part of body, head, and extended proboscis, enlarged.
 FIGS. 5, 6, *Diopatra cuprea*, Claparède. Fig. 5, head and anterior part of body, showing part of the branchiae, side view. Fig. 6, ventral view, showing the mouth open and jaws thrown back, enlarged.
 FIGS. 7, 8, 9, *Clymenella torquata*, Verrill. Fig. 7, entire animal, side view, natural size. Fig. 8, head and extended proboscis, front view, enlarged. Fig. 9, posterior and caudal segments, dorsal view, enlarged.
 Drawings mostly by J. H. Emerton




No. 62
Fig. 5.



67
Fig. 3.



66
Fig. 4.



No. 63
Fig. 6.




Fig. 1.



No. 64
Fig. 7.

FIG. 1. The Sea-Cucumber, *Pentacta frondosa*, Jager: much smaller than natural size. (p. 538.)
 FIG. 2. The Common Sea-Urchin, *Strongylocentrotus dröbachiensis* A. Ag.: side view, much smaller than natural size.
 FIG. 3. The Sand Dollar, *Echinarachnius parva*, Gray: upper surface, with the spines mostly removed, natural size: *a*, ambulacral zones; *i*, inter-ambulacral zones. (p. 539.)
 FIG. 4. The Star-fish or "Five Finger," *Asterias Forbisi*, Verrill: much smaller than natural size. (p. 540.)
 FIGS. 5, 6, 7. The Jelly Fishes. Fig. 5, *Zygodactyla granuladica*, Agassiz: profile view, one-half natural size. Fig. 6, *Aurelia flavidula*, Peron and Le Sueur: dorsal view, about one-fourth natural size. Fig. 7, *Dactylometea quinquecirra*, Agassiz: lateral view, one-fourth natural size. (p. 541.)

