

F

690

F6C3

UC-NRLF




⌘B 724 976



Library of
Benjamin Ide Wheeler


GIFT OF



EX LIBRIS

Digitized by the Internet Archive
in 2008 with funding from
Microsoft Corporation

Copies of
W. H. Carruth



FG-30
FG-33

a 1144

Foreign Settlements in Kansas.

BY W. H. CARRUTH.

(With Map.)

The present number of the UNIVERSITY QUARTERLY furnishes the complete map of foreign settlements in Kansas promised in Vol. I, No. 2. Referring to the article there, I add the details of other counties with revised summaries. I am enabled to print the map through the co-operation of Mr. F. D. Coburn, Secretary of the State Board of Agriculture.

Atchison.—No detailed report, but has according to the census of the Fifth Biennial Report of the State Board of Agriculture, Germans 1500, Irish 690, Skandinavians 190, and a total foreign-born population of 3620, mostly in the city of Atchison.

Barber.—No detailed report, only small numbers of foreigners scattered through county; Germans 42, Skandinavians 15.

Barton.—Germans about Ellinwood; about Odin and to n. line of county Austro-Hungarians and Luxemburgers; also about Olmutz Austrians; Russo-German Lutherans in the northwest corner of the county. In all these settlements (over 1600 Germans), churches and in several, schools.

Bourbon.—No distinct settlements, but 450 Germans and a few other foreigners in the county, mostly in Ft. Scott and in the coal mines.

Brown.—One settlement of Bohemians (German-speaking) about Everest. No church or school in German. Many Germans scattered through the county, about 650 altogether.

Clarke.—No settlements reported.

Clay.—Swedes about Morganville and Lund; French in the northwest corner of the county; English in the southeast corner. All these settlements made about 1873. Germans in the county about 750; Skandinavians 850; French 20.

Finney.—Two German settlements, one northwest, the other southeast of Ravenna, about 60 souls. They bear the names of Harmonia Settlement and Johann Settlement, and both came in 1885, being from East Friesland, Prussia and Lippe. They have church and Sunday-school in German.

Franklin.—No settlement. About 300 Germans and 250 Scandinavians scattered over the county, and in the city of Ottawa.

Grant, Gray, Hamilton, Haskell.—No reports of foreign settlements.

Johnson.—About 300 Germans scattered through the county.

Kearney.—A few families of Germans, and a colony of Swedes east of Chantilly, much larger when it settled here in 1886. Both Swedes and Germans still use their native tongue.

Kiowa.—Small settlement of Germans southeast of Greensburg, located in 1885. Had church service in German at first, but have dropped it.

Lane, Linn.—No settlements, though there are about 150 Germans in the latter county.

Meade.—Twenty families of Germans in Odee township, settled in 1885. They have both church and school in their own tongue.

Morton.—Reports no foreign settlements.

Ness.—A small settlement of Germans about Ransom.

Pratt.—Reports no settlements; about 100 Germans in the county.

Republic.—Bohemians in northeast portion of county; Swedes and Norwegians in southwest, both in large numbers, and settled 1870-71. They maintain church and schools in the native tongue.

Russell.—Russo-German Mennonites in southwest portion of the county.

Seward.—Reports no foreign settlements, but a few Germans in the county.

Scott.—About 20 families of Russians located in 1892 on west border of county. They are Catholics (Greek Church) and have services in native language.*

Sheridan.—About 100 Germans scattered over the county.

Stevens.—No foreigners.

Sumner.—One settlement of Bohemians about Doster in the southwest corner of the county, about 300 persons; still speak their language but do not have church service conducted in it. About 300 Germans scattered over the county.

Trego.—A small settlement of Germans about Colono; one of Bohemians about Bosnia; in both the native tongue is spoken, but no church service conducted in it.

Wichita.—A Russian settlement of about 25 families is located on the Mo. Pacific R. R. on the east side of the county. They have both church and school in their own tongue.†

†This settlement is omitted from the map.

*This settlement was omitted from the map.

Woodson.—Considerable settlements of Germans in the southeast corner of the county, and west of Yates Center. In both church service is conducted in German.

These additional reports together with corrections in the former paper for the counties of Coffey, Dickinson, Ellis, Garfield, Hodgeman, Labette, Leavenworth, Lyon, Osborn, Riley, make necessary a revision of the summaries there given, with the following result:

SUMMARIES:

There are German settlements of thirty or more persons in the following counties: Allen, Anderson, Atchison, Barton, Brown, Butler, Chase, Chautauqua, Cherokee, Cheyenne, Coffey, Comanche, Cowley, Crawford, Decatur, Dickinson, Doniphan, Douglas, Edwards, Elk, Ellis, Ellsworth, Finney, Ford, Garfield, Geary, Greenwood, Harper, Harvey, Hodgeman, Jefferson, Kingman, Kiowa, Leavenworth, Lincoln, Marion, Marshall, Meade, Miami, Mitchell, Montgomery, McPherson, Nemaha, Neosho, Ness, Norton, Osage, Osborne, Phillips, Pottawatomie, Rawlins, Reno, Rice, Riley, Rooks, Rush, Russell, Saline, Sedgwick, Shawnee, Sherman, Smith, Stafford, Stanton, Thomas, Trego, Wabaunsee, Washington, Woodson, Wyandotte.

Total, 70.

Skandinavians in settlements of thirty or over are found in: Allen, Chautauqua, Cherokee, Cheyenne, Clay, Cloud, Cowley, Crawford, Decatur, Dickinson, Doniphan, Edwards, Elk, Gove, Greeley, Greenwood, Hodgeman, Jackson, Jewell, Kearney, Labette, Lincoln, Logan, Lyon, Marshall, Morris, McPherson, Neosho, Osage, Ottawa, Pawnee, Phillips, Pottawatomie, Rawlins, Republic, Riley, Saline, Sedgwick, Sherman, Wabaunsee, Wallace, Wilson, Wyandotte.

Total, 43.

Settlements of Slavonic peoples, Bohemians, Poles, Russians, or Hungarians, in: Decatur, Ellsworth, Harper, Lincoln, Marshall, Ottawa, Phillips, Rawlins, Reno, Republic, Riley, Rooks, Rush, Scott, Sedgwick, Sumner, Trego, Washington, Wichita. Total, 19.

Settlements of Irish have been made in: Anderson, Cloud, Crawford, Dickinson, Doniphan, Elk, Geary, Jackson, Kingman, Marshall, Miami, Nemaha, Osage, Ottawa, Pottawatomie, Washington, Wyandotte.

Total, 17.

French are found in settlements of thirty or more in: Cherokee, Clay, Cloud, Crawford, Doniphan, Graham, Harper, Harvey, Nemaha, Osage, Pottawatomie, Rooks, Sedgwick, Washington. Total, 14.

Italians are in Cherokee, Crawford, Sedgwick. Total, 3.

Welsh in Coffey, Lyons, Osage, Riley and Wyandotte. Total, 5.

Dutch in Phillips, Reno, Sedgwick.	Total, 3.
Scotch are reported from Cherokee, Labette, Osage.	Total, 3.
English in Clay, Ellis, Geary and Doniphan.	Total, 4.

The following counties report that there are no settlements of people of foreign birth within their borders; Clarke, Grant, Gray, Hamilton, Haskell, Lane, Morton.

Total, 7.

Ninety of our Kansas counties report settlements of citizens of foreign birth in numbers above 30. In so many cases there is no report or estimate of numbers that it is not worth while to give summaries. Probably there are not actually ten counties that have not such settlements. Attempts to secure returns for English, Scotch and Irish have been generally unsuccessful owing to the inability of my informants to discriminate these as foreigners.

Church services in a foreign tongue are held as follows: Allen S.,* Anderson G., Barton G., Butler G., Chase G., Cheyenne G., Cherokee G., Cloud F. S., Coffey G., Decatur G., Dickinson G. S., Doniphan G., Douglas G., Edwards G. S., Ellis G. Rus., Ellsworth G., Finney G., Ford G., Geary G., Graham F., Greeley S., Greenwood G. S., Harper G. Hung., Harvey G., Hodgeman G., Jefferson G., Leavenworth G., Lincoln G. Du., Logan S., Lyon W. G., Marion G. Boh., Marshall G., Meade G., Miami G., Mitchell G., Montgomery G., Morris S., McPherson S. G., Nemaha G., Neosho G. S., Norton G., Osage S. W., Osborne G., Pawnee S., Phillips G. Du., Pottawatomie G. S., Rawlins G., Reno G. Du. Rus., Republic S. Boh., Rice G., Riley S. W., Rooks F. G., Rush G., Saline G. S., Scott Rus., Sedgwick G., Sherman G. S., Smith G. Du., Stafford G., Wabaunsee G., Wallace S., Washington G., Wichita Rus., Wilson S., Woodson S., Wyandotte G. S.

Total, 65.

This total of sixty-five counties in which church service is held in a foreign tongue does not at all indicate the number of such churches. In many of the reports received the number is not given, or merely in the plural. These very incomplete reports indicate one hundred forty-eight such churches; it is safe to say that the number is nearly double this.

More interesting is the number of schools conducted in a foreign tongue. The counties having them are: Allen S., Anderson G., Barton G., Chase G., Cheyenne G., Cherokee G., Cloud F., Dickinson G. S., Douglas G., Ellis G., Ellsworth G., Ford G., Geary G., Greeley S., Harvey G., Leavenworth G., Lincoln G. S., Logan S., Marion G., Marshall G., Meade G., Mitchell G., Morris S., McPherson S.

*G—German, S—Skandinavian, F—French, W—Welsh, Du—Dutch.

G., Nemaha G., Osborne G., Phillips G., Pottawatomie G. S., Rawlins G., Reno G. Du. Rus., Republic S. Boh., Riley S., Rush G., Saline S., Sedgwick G., Sherman G. S., Smith G. Du., Wabaunsee G., Wallace G., Washington G., Wichita Rus. Total, 41.

The number of separate schools in a foreign language so far as reported is eighty, and here, too, it is safe to say that the actual number is much larger.

EXPLANATION.

The spaces indicating settlements are in many cases too small to admit a complete description of the inhabitants, and accordingly they have been marked by races rather than by nationalities and tribes. Wherever reports indicate that the foreign settlers are interspersed with native Americans the territory is gridironed. About large cities the grouping of colors makes no attempt to indicate the quarter in which the various nationalities are situated. "German" is made to do duty for all inhabitants of Germany whether Low or High, as well as for Austria, German Swiss, and Russo-German Mennonites. The last are reported simply as Mennonites, but are, I believe, in all cases of German origin. "Skandinavian" is used instead of Swede, Norwegian and Dane, because in some cases the distinction was not made in the reports, and in order to limit the number of colors on the map. In the case of Scotch I have been unable to secure information whether they are Highlanders or Lowlanders, and in case of Irish, to what extent, if at all, they speak the old Irish language.

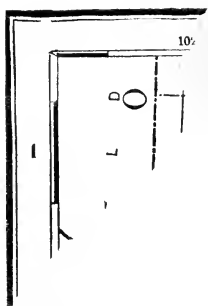
1892

1892


1892


1892

1892





























UNIVERSITY OF CALIFORNIA LIBRARY
BERKELEY

Return to desk from which borrowed.
This book is DUE on the last date stamped below.

MAR 10 1948

17 Nov '58 AM

REC'D LD

OCT 27 1958

LD 21-100m-9,'47(A5702s16)476

411398

FL90

F5 C5

UNIVERSITY OF CALIFORNIA LIBRARY

