





Natürliche  
ABBILDUNGEN  
der  
merkwürdigsten  
INSECTEN

nach ihren  
Geschlechtern .

fortgesetzt  
von  
I. F. W. HERBST.  
gezeichnet  
von  
D. F. SOTZMANN .

Berlin bey G. A. Lange  
1784.



QL95

BUT


1780

[Ed. 7, plates]

SCN428








Papilio Paris, Lin.


*Der grüne Page.*

DSI



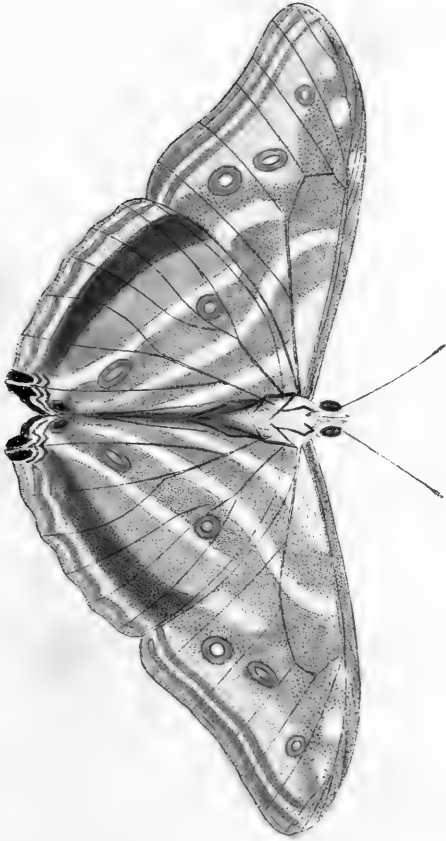
Papilio Paris . 1. in.  
*Der grüne Page.*





Papilio Equ. Achiv. Adonis. Cram:





Papilio Equ. Activ. Adonis. Cram.






Fig. 1.

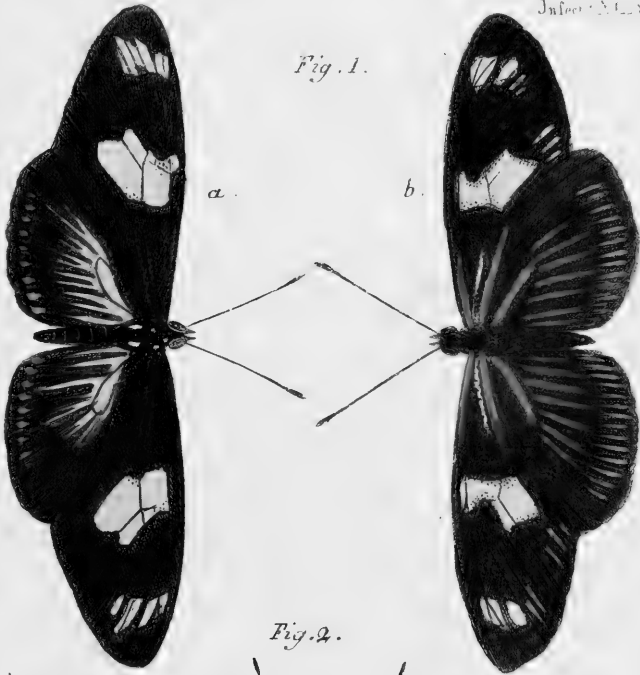



Fig. 2.




Fig. 1. a. b. *Papilio Helicon Quirina* Cram.

Fig. 2. *Papilio Helicon Charitonia*, Lin. *Der Cujavenvetter*.



1 .



2 .




Fig. 1. *Papilio Farnass*. Apollo, Rdi.

. 2. . . . . *Piera*, Cram.



Fig. 1. a.



. 2. a.



. 2. b.



. 1. b.




Fig. 1 a. b. Papilio Dan. Cand. Eborea, Cram;  
. 2. a. b. . . . . Coronea . . .



Fig. 1.



a.

Fig. 2.

b.

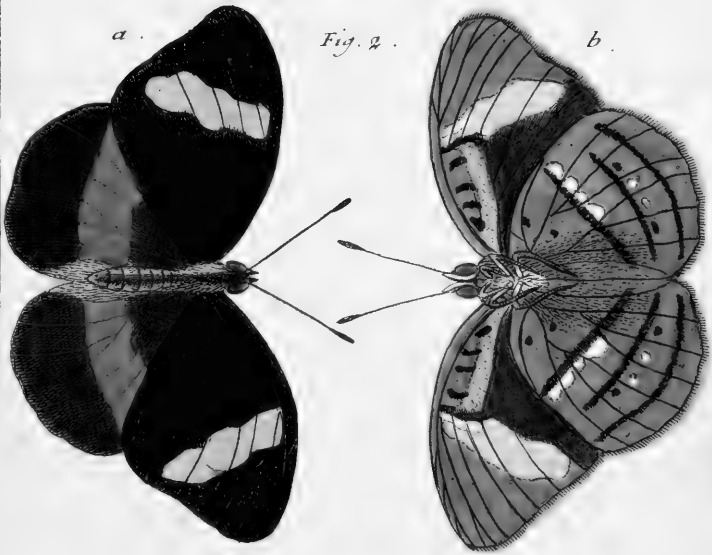



Fig. 1. *Papilio Dan. Fest. Mulciber*, Cram.

Fig. 2. a. und b. " *Obrinus*, Lin.

*Der Bandflügel.*








*Papilio Nymphal: gemmat: Iairus, Cram.*





Fig 1.a.b. *Papilio Nymph phaler. Philialus, Cram.*  
. 2. . . . . *Lubentina* . . . . .






Fig. 1. a. b. *Papilio Pleb. rural.* Cuperus, Cram.

2. a. b. *Endymion,*



1 a.



2 a



1 b.

2 b.

2. b.



Fig. 1. a b. *Papilio Pleb. urbium*. Catillus, Gram.

2. a. b. " " " " Evadnes.








Sphinx Nerii, Linn.  
der Oleander vogel.





Sphinx Labrulae . Linn.  
*der Weispunkt .*






Fig 1. Sphinx Pluto, Cram.


. 2. . Pan , .

. 3. . Sperchius, .





Fig. 1. *Sphinx Picus*. Cram.  
. 2. *Caenus*,  
. 3. *Fuciformis*,  
. 4. *Leucaspis*,





1.



2.



3.

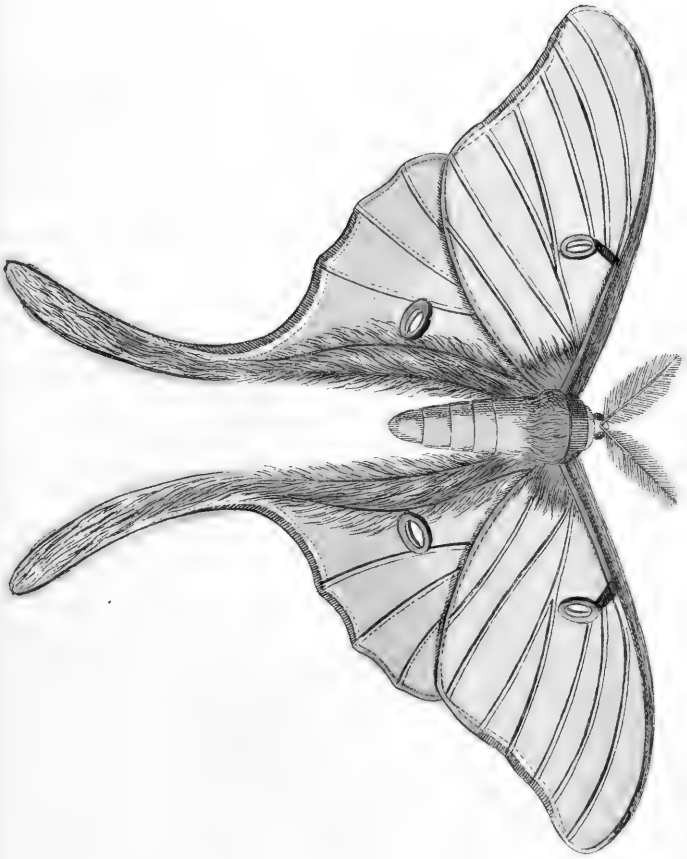


4.



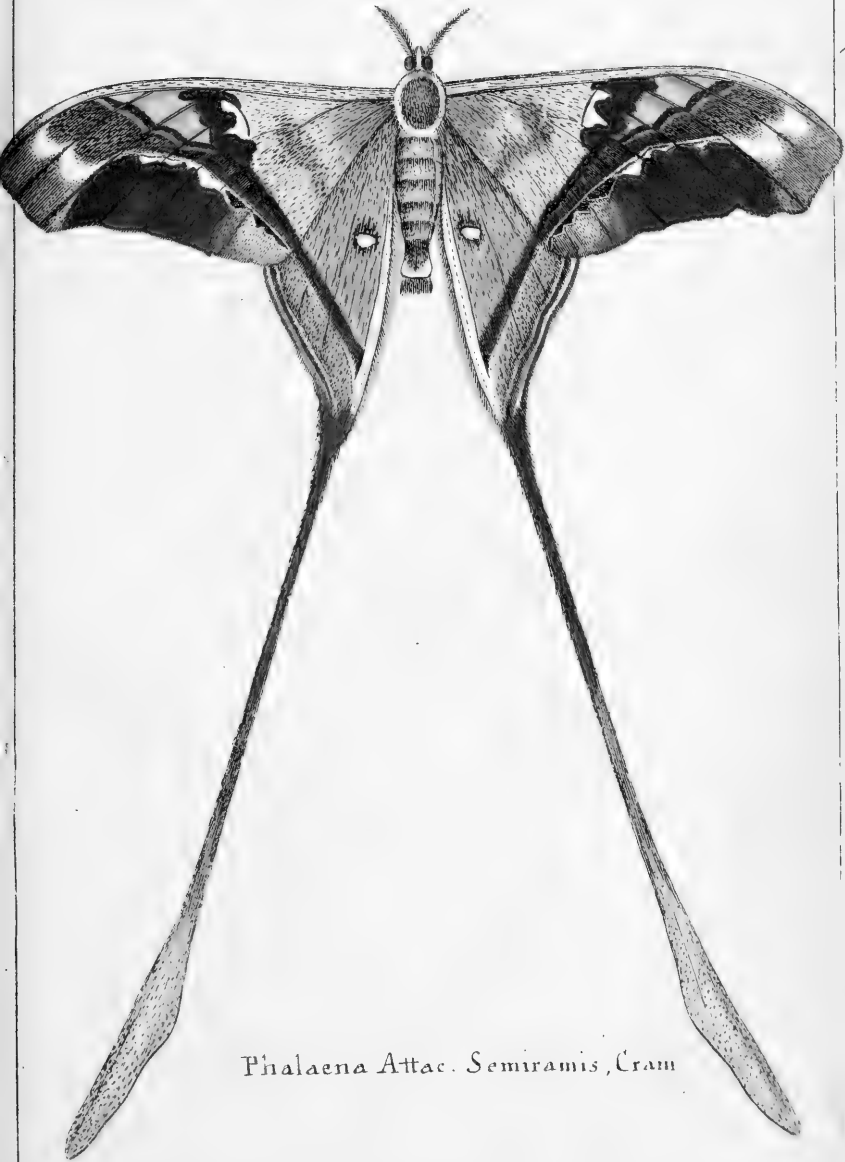
Fig. 1. *Sphinx Enagrus*, Cram.  
2.           " *Rhebus*,           "  
3.           " *Pfamas*,           "  
4.           " *Cepheus*,           "





Phalaena Attac. Luna, Lin.  
*der Halbmond.*





*Phalaena Attac. Semiramis, Cram*






*Phalaena Attac. Hesperus minor*, Cran.  
*der kleine Hesperus.*





1.



2.



Fig. 1. Phalaen. Bomb. Cynira, Cr.  
2. Mori, Lin.  
*der Seidenvogel*






Fig 1. Phalaen. Bomb. Hyphinoé, Cr.  
2. " " Lincus, "





Fig. 1. *Phalaena* Bomb. *Crotalariae*, Cram.  
2. . . . . *Credula*,  
3. . . . . *Bella*,  
4. . . . . *Priverra*,






Fig. 1. Phalaena Hepialus Rhodope, Cr.

2. Phalaena Venus, Cr.







Phalaen. Noctua Bubo, Cram.






Fig.1. Phalaen. Noctua Materna, Cram.  
. 2. . . . . Mygdomia.






Fig. 1. Phalaen. Noctua Caricae, Cram.

2. Manlia, .



1.



2.



Fig. 1. Phalaen. Noctua Epione. Cr.

- 2

- Fraxini Lin.

das blaue Band.









Fig. 1. Phalæn. Noctua Festucae, Lin. *der Sumpfschwügel.*  
 „ 2 „ „ Delphinii, „ *Rittersporn.*  
 „ 3 „ „ Aprilina, „ *Pfeilpunct.*



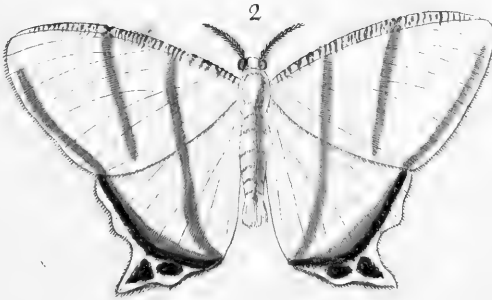

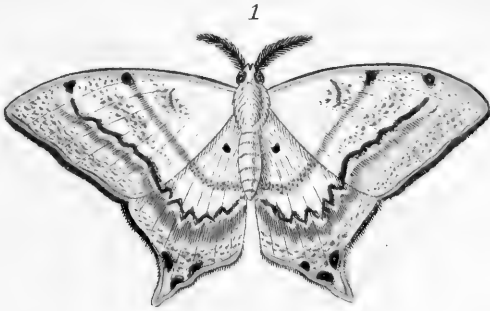



Fig. 1. Phalaena Geometr. Lactucina, Cram.

- |      |   |             |   |
|------|---|-------------|---|
| " 2. | " | " Geminia,  | " |
| " 3. | " | " Jlyrias,  | " |
| " 4. | " | " Eleonora, | " |







Fig. 1. Phalæna Geometr. Evergista, Cr.  
" 2. " " Ernestina, "  
" 3. " " Venusta, "  
" 4. " " Urganda, "




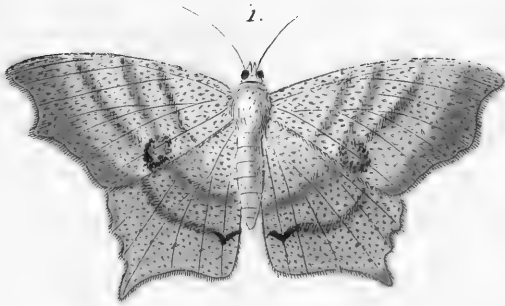


Fig.1. Phalaena Geometr. Fasima, Cram  
 . 2. " " Politia,  
 . 3. " " Lutea,  
 . 4. " " Viridaria,






1.




3.



4.



2.



5.





Fig. 1. *Phalæna*, *Geometr.* *Amica*, *Cram.*  
 2. . . . . *Polita*,  
 3. . . . . *Erota*,  
 4. . . . . *Marginata*,  
 5. . . . . *Virginaria*,




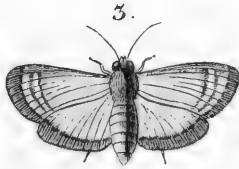


Fig. 1. *Phalaena Tortric. Edleriana*, Cram.  
 . 2. . . . . *Albertiana*,  
 . 3. . . . . *Gerningiana*,  
 . 4. . . . . *Walchiana*,  
 . 5. . . . . *Thunberghiana*,  
 . 6. . . . . *Clerckiana*,






Fig. 1. Phal: Tinea Punctella, Cr.  
 . 2 . . . . . Albinella, .  
 . 3 . . . . . Molinella, .  
 . 4 . . . . . Fabiella, .





Fig 1. Phalæn. Alucit. Pterodactyla, Lin. die Flügelfeder  
 . 2. . . . . Didactyla, . . . . . Zweyfeder  
 . 3. . . . . Pentadactyla, . . . . . Fünffeder  
 . 4. . . . . Diptera, Sult . . . . . Einfeder







*Libellula Rofelii.*




1.



2.



Fig. 1. *Libellula rosei*  
- 2. *depressa* Lin  
der Plattbauch









Libellula Puerella Linn  
*die Wassernymphe*





1.



2.



3.



4.




5.



6.



Phryganea .



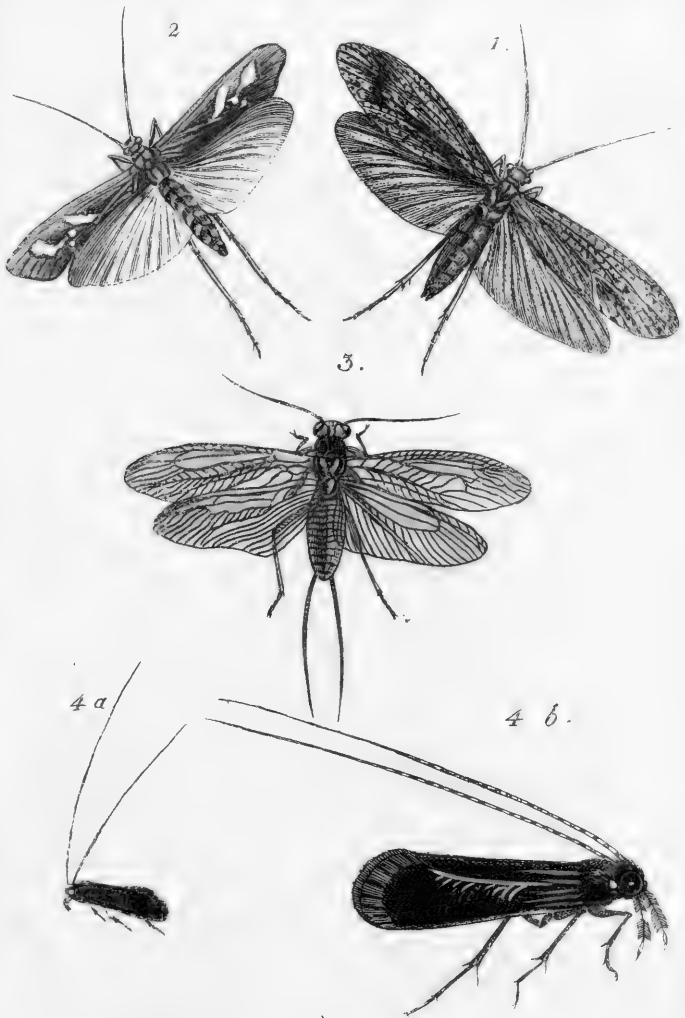


Fig. 1. *Phryganea Grandis*, Lin die Grose .  
 2.                    *Rhombica*,     der Würfelfleck .  
 3.                    *Bicaudata*,     Gabelschwanz .  
 4. a. b.            *Plumosa*, Sulz - Federbart .






Fig. 1. *Ephemera Marginata*, Lin.  
*Der Randflügel.*

2. *Ephemera Röselii*.

3. " *Helvola*, Sulz.

*Der Gelbliche.*

4. *Ephemera Lutea*, Lin.


*Der gelbe Haft.*



1.



2.



3 a.



3 b.

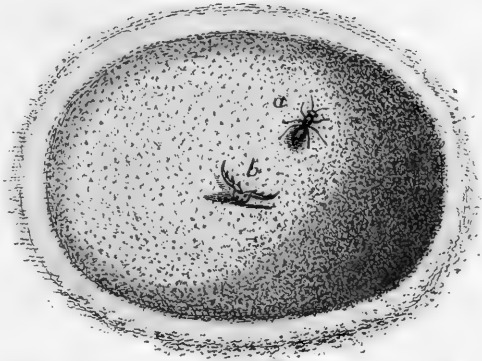


Fig 1. Hemerobius Perla, Lin. der Läusefresser.  
 . 2. . Chrylops, . das Goldäuge.  
 . 3 a. b. . Phalænoides, . die Mottenartige.





1 .



2 .



3 .



4 .




5 .



Myrmeleon Formicarium, Lin .  
*Der Ameisenlöwe .*



1.



2.



Fig. 1. Myrmeleon Libelluloides, Lin. die Halbjungfer

. 2.

. Barbarum,

. Schäfersaferjungfer



1. a.



1. b.



2.



Fig 1. a b. *Raphidia Ophiopsis*, Lin. der Schlangenkopf.  
. 2. , *Mantispa*, die Fangheuschrecke.







Fig. 1a. *Parnorpa Communis*, Lin. die gemeine Scorpionsfliege.  
 . 1b. . . . . foem.  
 . 2. . . . . *Coa*, Lin. der Levantiner.  
 . 3. . . . . *Tipularia*, Lin. die Schnackenartigefliege.

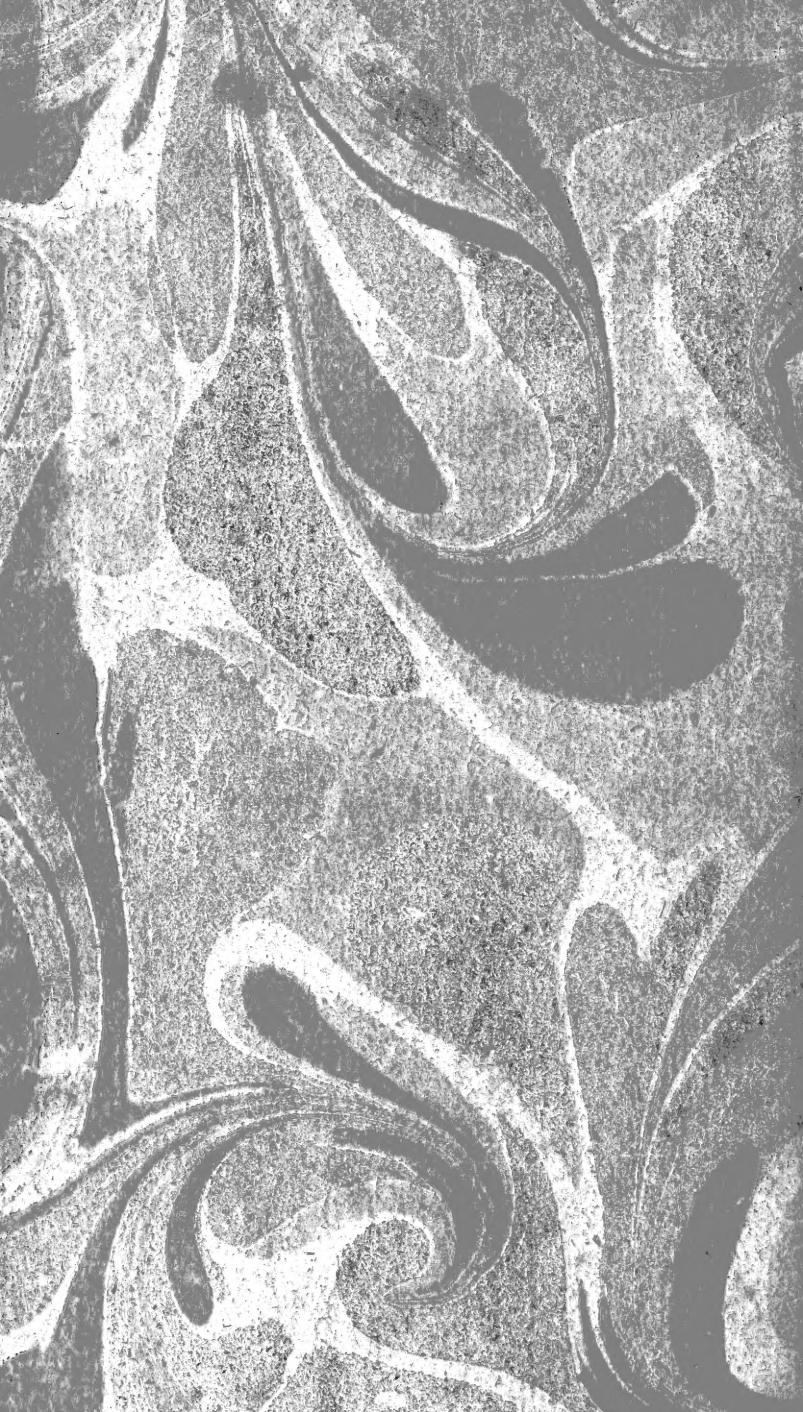


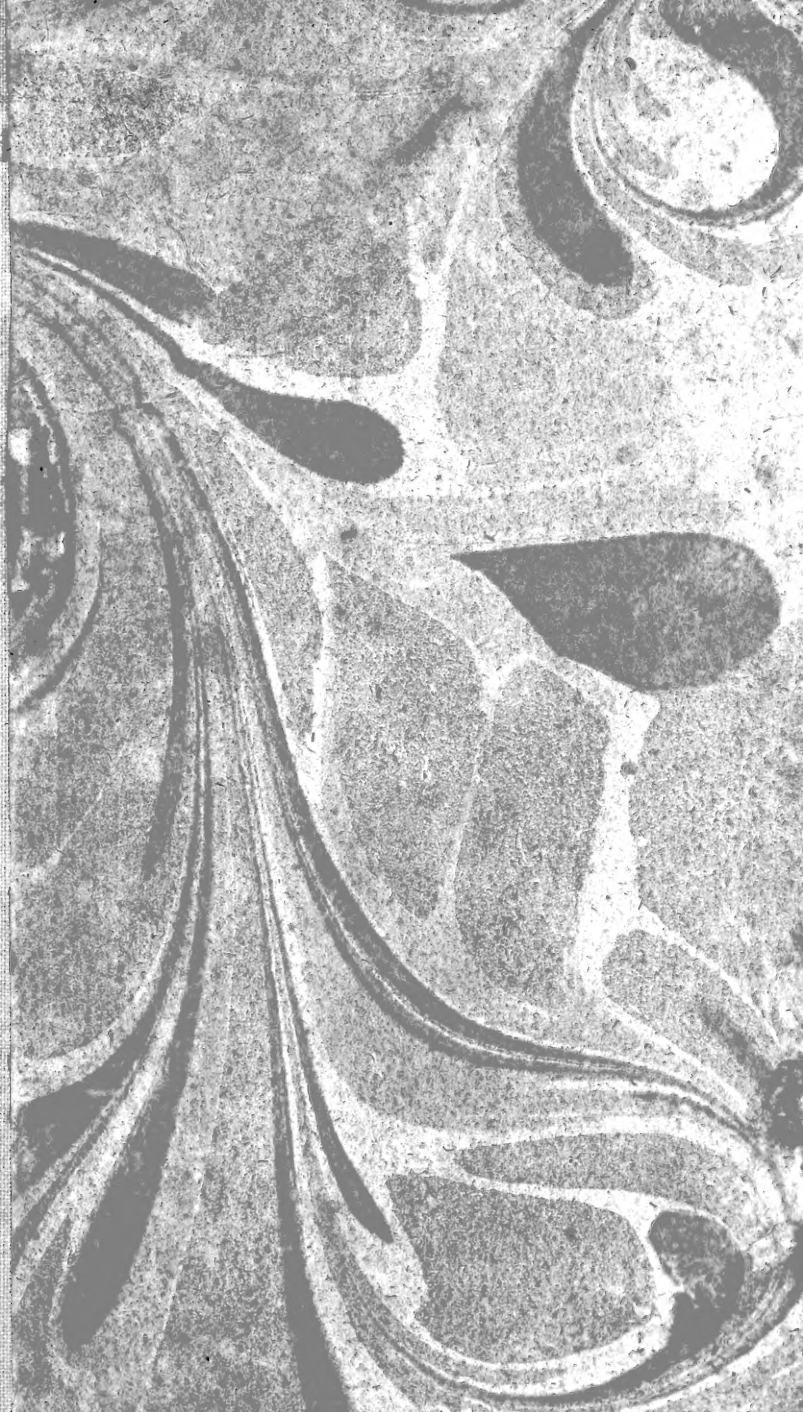












SMITHSONIAN INSTITUTION LIBRARIES



3 9088 01506 5568