









3436  
Pantlinder  
Museum der  
Naturhist.

10

Natürliche  
Abbildung  
der  
merkwürdigsten  
WÜRMER  
nach ihren  
Geschlechtern


fortgesetzt  
von J. F. W. Herkst  
gezeichnet  
von D. F. Sotzmann  
Berlin bey C. A. Lange  
1787.



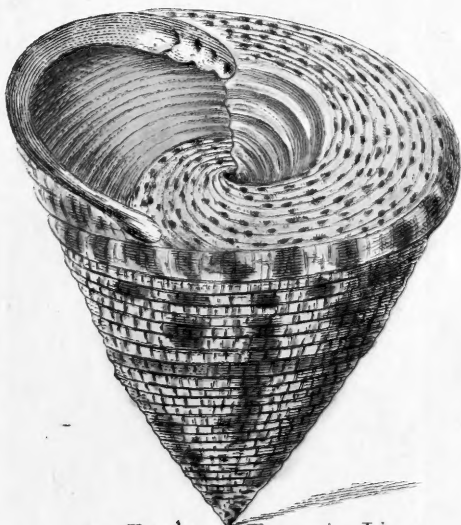
QL 95  
367  
1780  
Cbd. 10 plates  
CENTRE

Smithsonian Institution,  
FEB 26 1964  
188203  
National Museum.





2



1. Trochus Pyramis, Lin.  
2. Trochus Maculatus, .



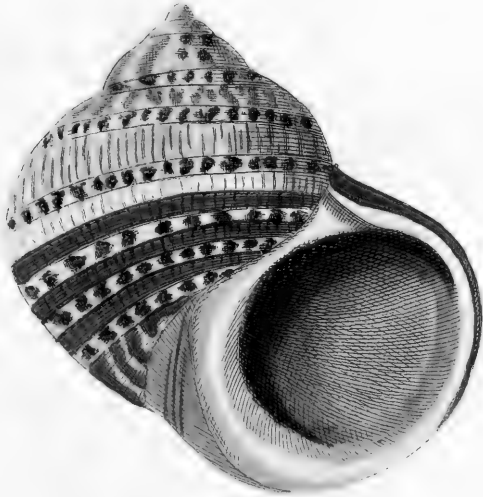
**DSI**




1 Turbo Delphinus Lin.  
2 Marmoratus



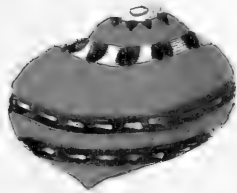
1



3




2



1. *Helix Regia*. Lin.
2.     *Araufiaca*. .
3.     *Viridis*. .



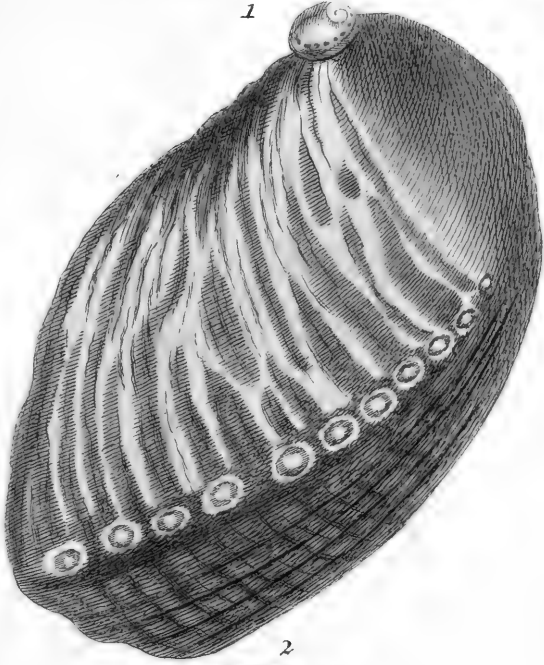


- 1. Nerita Vitellus , Lin.
- 2. . Alapapill , "
- 3. . Ascensionis , "
- 4. . Peloronta , "






1




2




1. *Haliothis Tuberculata*, Lin.  
2.                    *Varia* ,






1. Patella Chinenfis , Linn .  
2. . Laciniosa ,  
3. . Ungarica ,  
4. . Testudinaria ,





- 1 Dentalicum Elephaninum, Lin.
- 2 " Aprinum "
- 3 " Entalis "
- 4 " Politum "






1 *Serpula Contortuplicata*, Lin.

2 . Penis ,







Sabella Penicillus, Lin.





*Dibunopora flexuosa*, Lin.






Madrepora

Angulosa, Pal:





*Cellepora Pumicosa*, Lin.







*Iris Nobilis*, Lin.





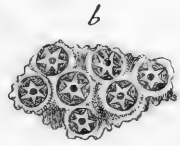
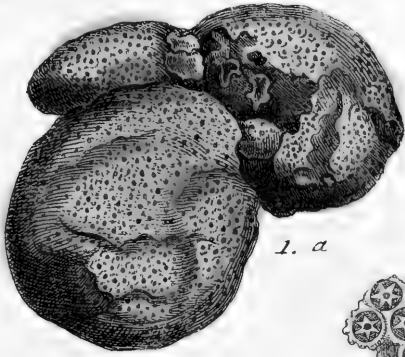
*Gorgonia Reticulum*, Pal.





*Gorgonia Radicata* , Pal:





2




Fig 1. a. b. *Aleyonium Ficus*, Lin.  
- 2 . *Pongiosum*. -






1




2



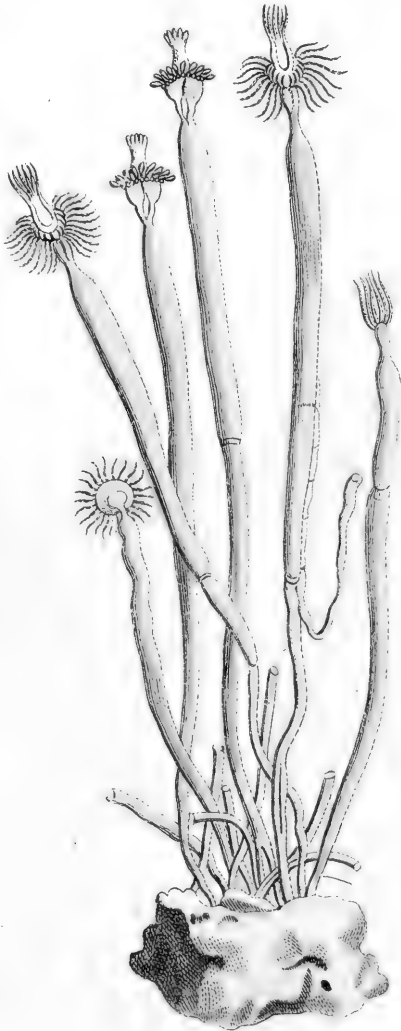
1. Spongia Flabelliformis, Lin.  
2. Thupha, Pal.






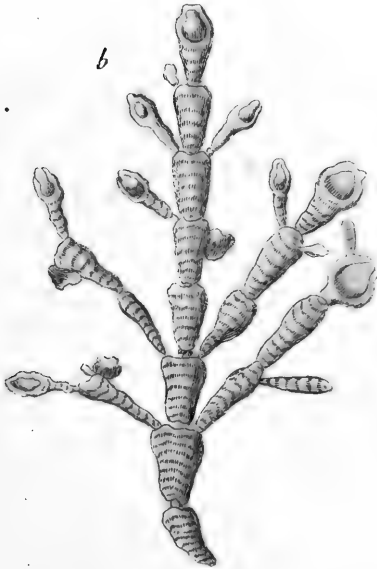
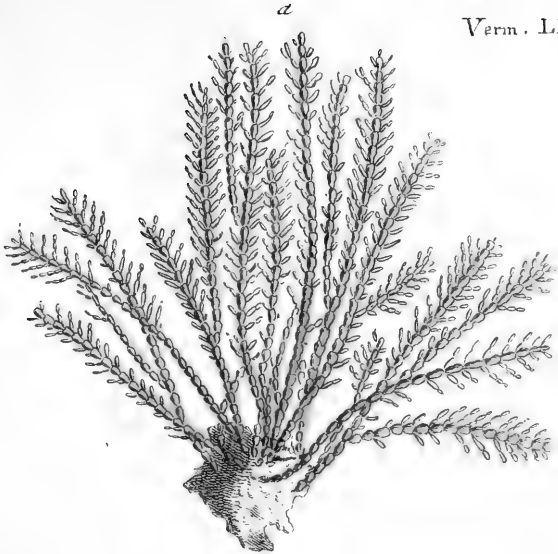
*Flustra Pilosa*, Lin.






*Tubularia Indivisa*, Lin.





Corallina Officinális Lin.








*Sertularia pumila*, Lin.





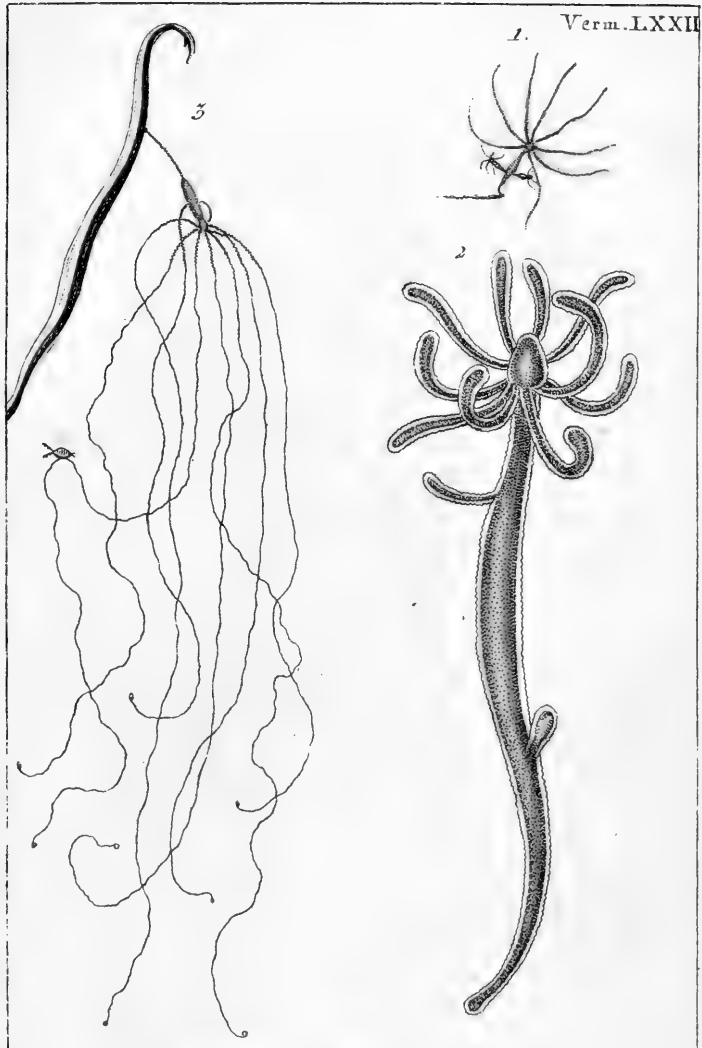
*Sertularia loriculata*, Lin.





*Vorticella Anastatica*, Lin.

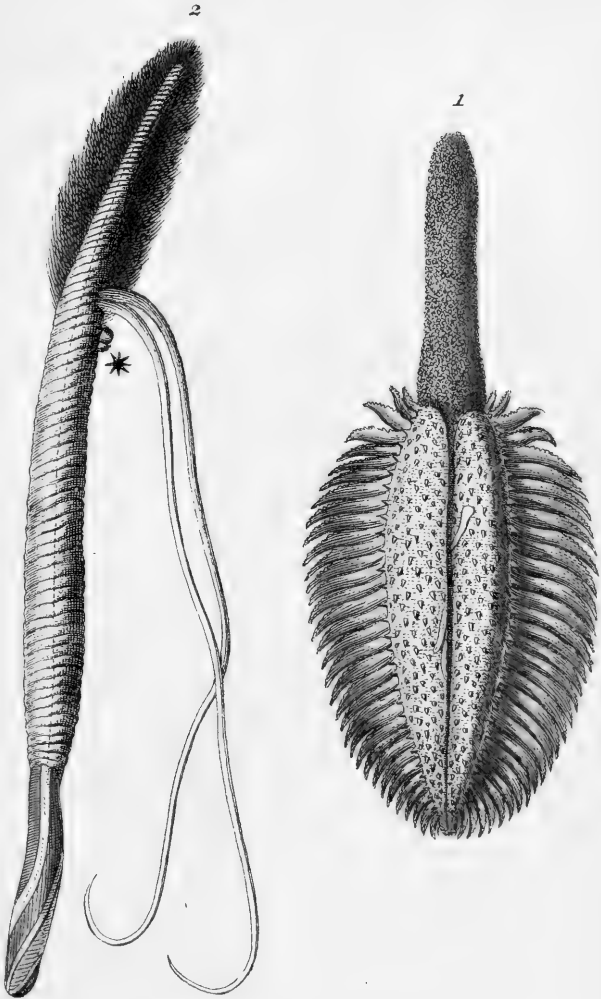




1. 2. Hydra viridis, Lin.:  
3. " fusca. ,

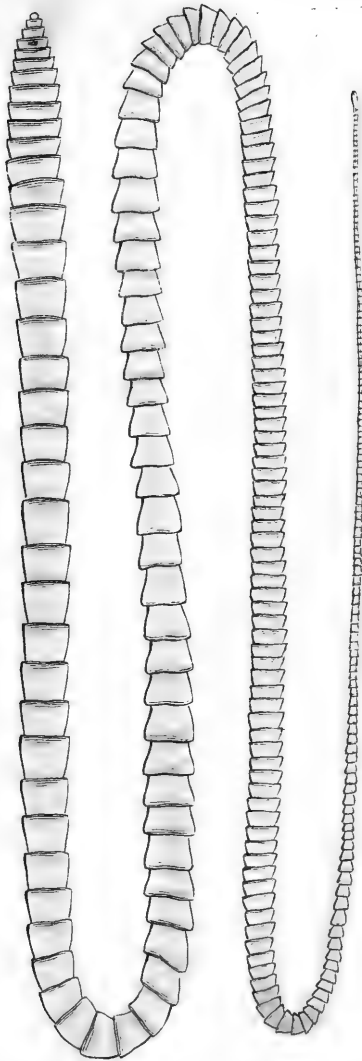







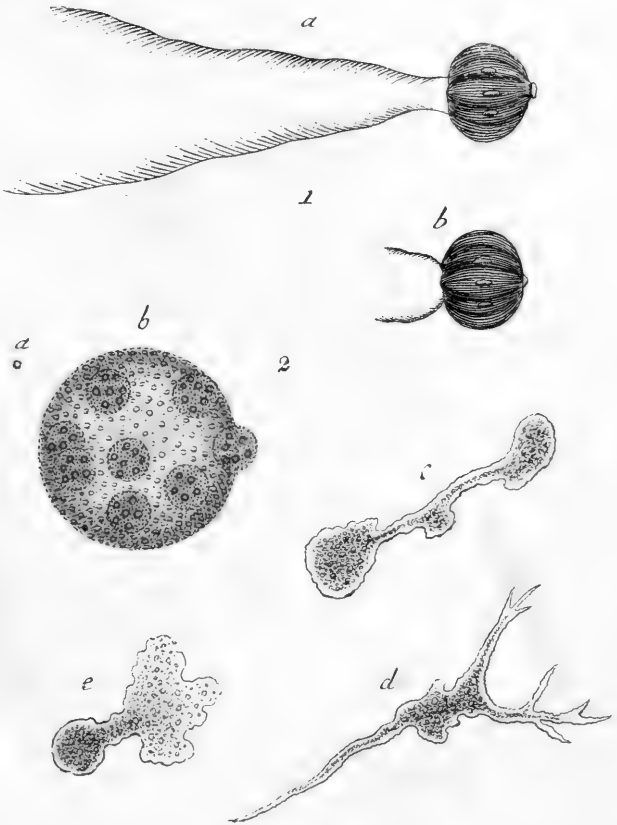
1. *Pennatula rubra*, Lin.  
2.                   , *filosa*,                   .






*Taenia articulata* conoideis, Bl:

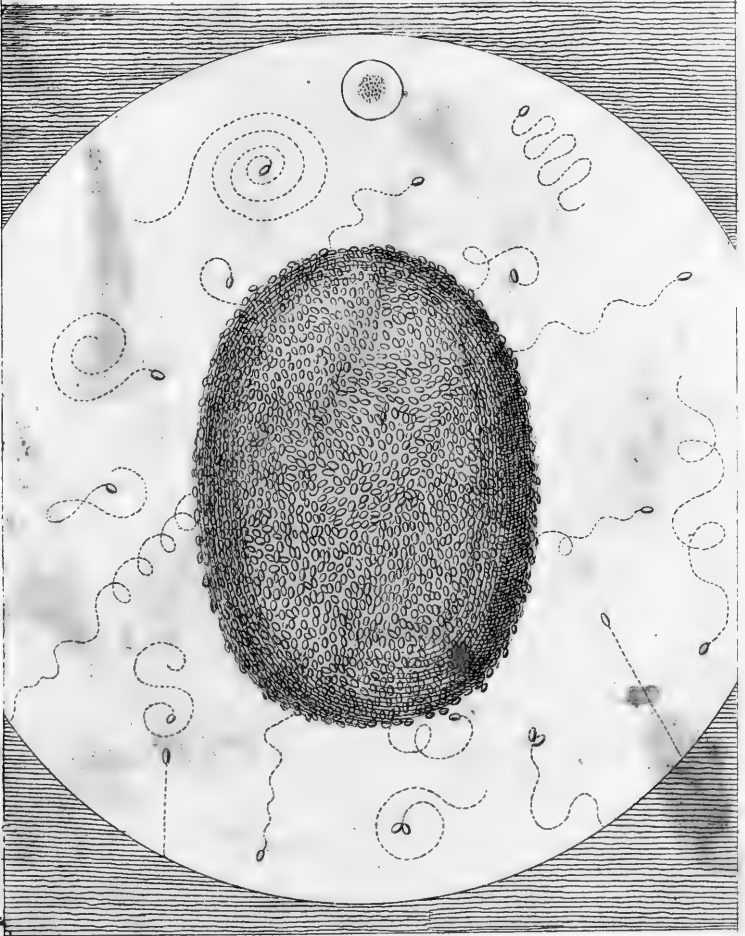




1. *Volvox bicardata*, Lin.

2. " *globator* " "

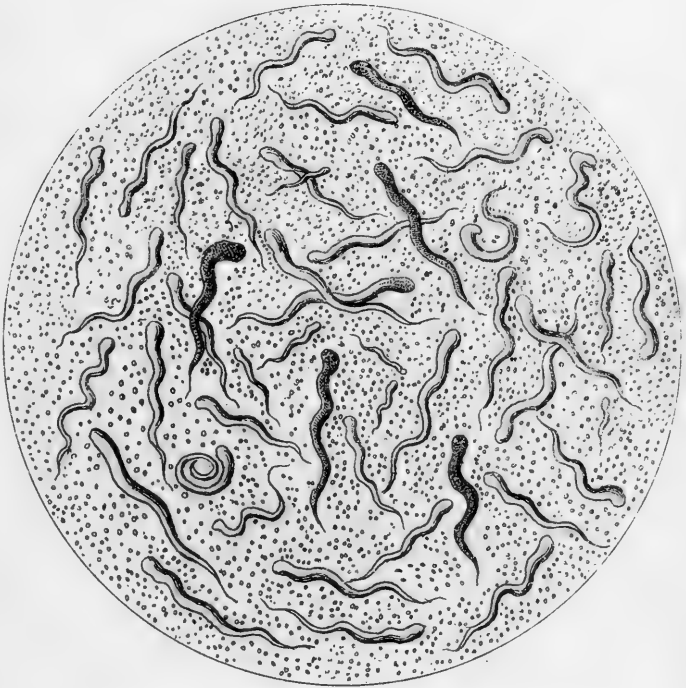




Monas Lens .


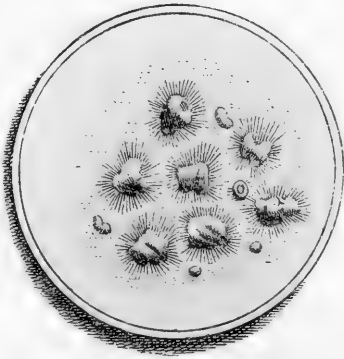






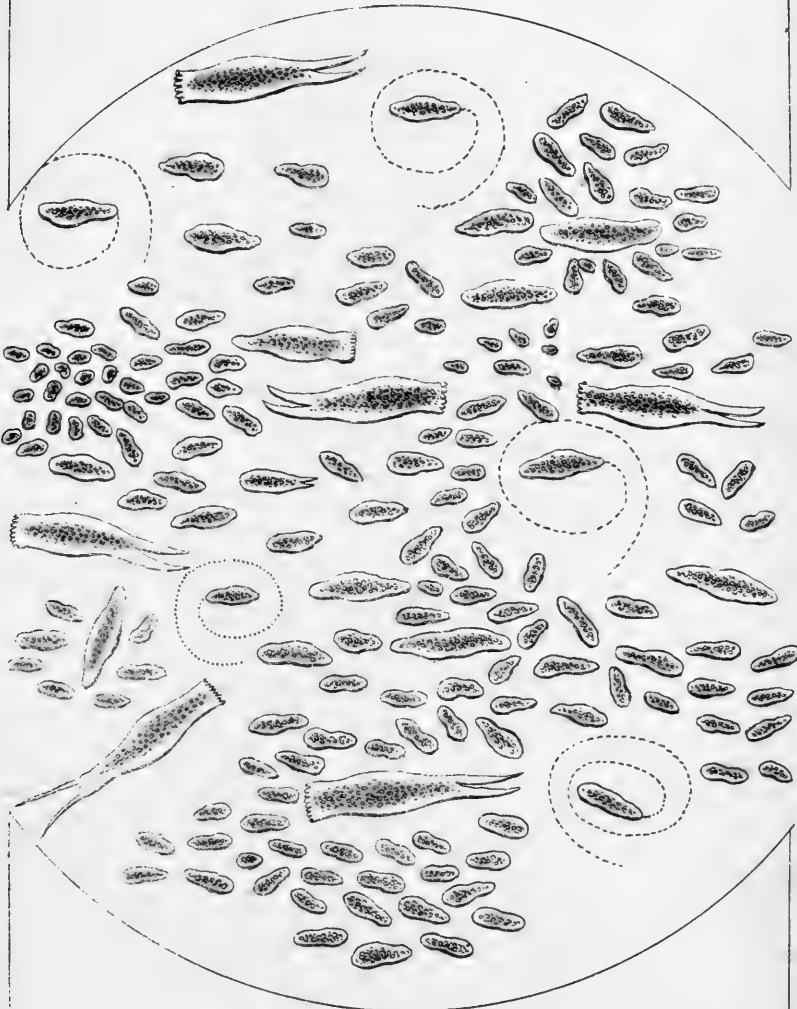
Vibrio Anguillula .





*Cyclopidium radians*





*Kolpoda circullus* .






Cercaria Gyrrinus.
















SMITHSONIAN INSTITUTION LIBRARIES



3 9088 01506 5337