



K313

.B8

plates 529-576



+QK313

BE

Plate 529-576




PLATE 529-576





Fig. I.

Fig. II.

AGARIC PYROGALE, *Agaricus pyrogalus* Fig. I.

AGARIC MEURTRIER, *Agaricus necator* Fig. II.

THE
PROPERTY
OF THE
C/3181
NEW YORK HOSPITAL





AGARIC AZURÉ, *Agaricus cyaneus*. Fig. I.
 AGARIC XYLOPHILE, *Agaricus xylophilus*. Fig. II.
 AGARIC OCRACÉ, *Agaricus ochraceus*. Fig. III.




Fungi
The illustration is a detailed botanical plate showing various species of mushrooms. The text below the plate is likely a Latin title or a list of species names, though it is difficult to read due to the image's low resolution and the script's orientation.



AGARIC PAILLET, *Agaricus helveolus*. Fig. I.


AGARIC PSAMMOCÉPHALE, *Agaricus psammocephalus*. Fig. II.





AGARIC FURFURACÉ, *Agaricus furfuraceus*. Fig. I.
AGARIC PHAÏOPODE, *Agaricus phaiopodius*. Fig. II.






AGARIC COULEUR-DE-CHAIR, *Agaricus carneus* Fig. I.
AGARIC LEUCOPODE, *Agaricus leucopodius* Fig. II.
AGARIC IONIDE, *Agaricus ionides* Fig. III.





AGARIC PHONOSPERME, *Agaricus phonospermus*.







AGARIC FORAMINULÉ, *Agaricus foraminulosus* Fig. I.


AGARIC ONDULÉ, *Agaricus undulatus* Fig. II.

AGARIC SQUARREUX, *Agaricus squarrosus* Fig. III.






AGARIC LEUCOCÉPHALE, *Agaricus leucocephalus*.






AGARIC CORIACE, *Agaricus coriaceus*.





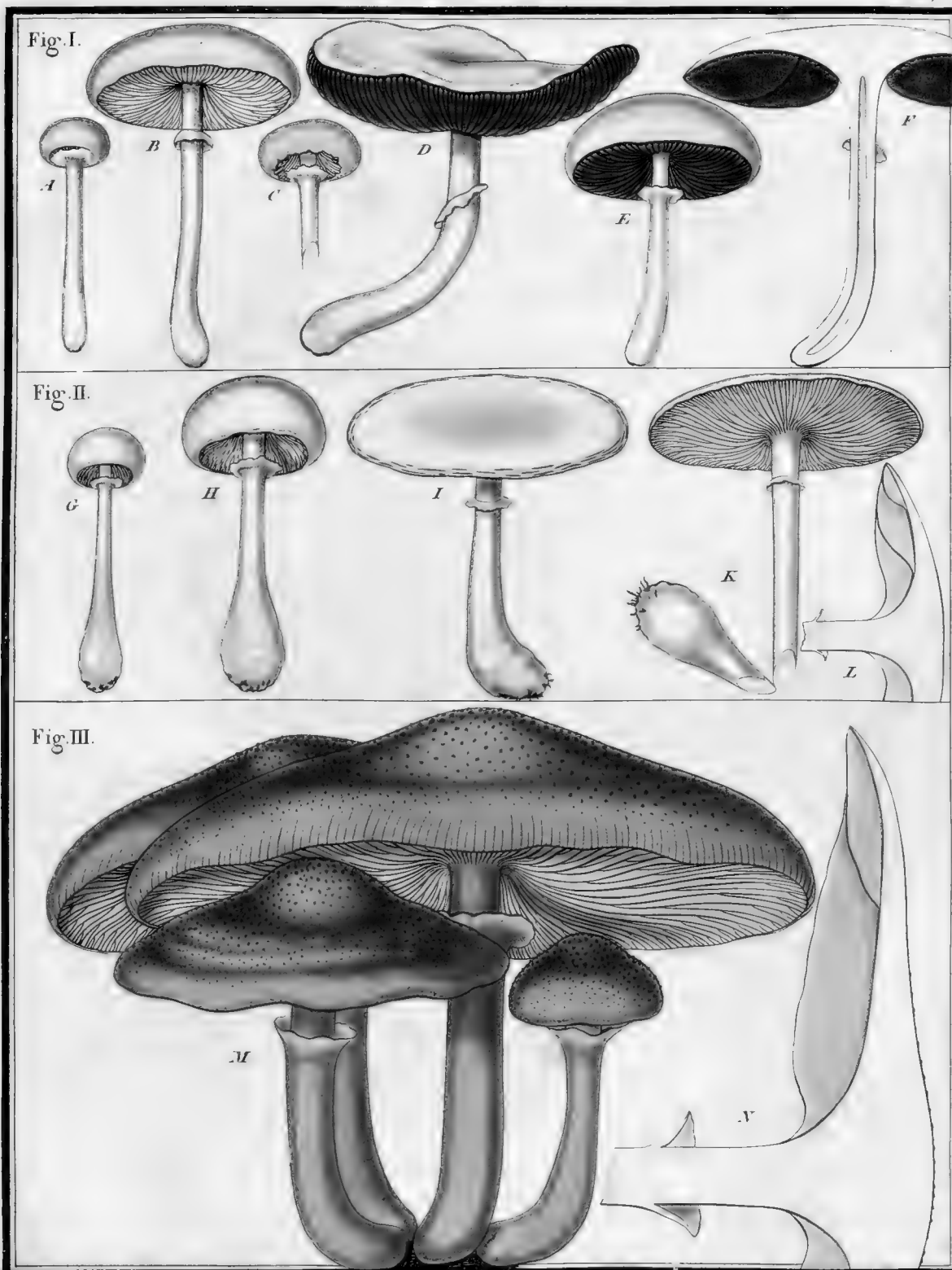
AGARIC ÂCRE, *Agaricus acris*






AGÂRIC GLUTINEUX, *Agaricus glutinosus*.





AGARIC SPHALÉROMORPHE. Fig. II. AGARIC MÉLANOSPERME. Fig. I. AGARIC ANNULAIRE. Fig. III.





AGARIC DU SAPIN, *Agaricus abietinus* Fig. I.

AGARIC TRICOLOR, *Agaricus tricolor* Fig. II. Cette belle espèce m'a été envoyée de Nevers par M. l'abbé TROUFLAUT.






AGARIC EPHÉMÈRE, *Agaricus ephemerus*. Fig. I.
AGARIC STERCORAIRE, *Agaricus stercorarius*. Fig. II.





AGARIC ANNULAIRE, *Agaricus annularius*.





AGARIC ARANÉÉUX, *Agaricus araneosus*. Fig. I.
AGARIC LAMPROCÉPHALE, *Agaricus lamprocephalus* Fig. II.






AGARIC CAMÉLÉON, *Agaricus cameleon*. Fig. I. Cette espèce est commune en automne dans nos bois; elle se plaît particulièrement sur le bord des avenues, au pied des gros arbres. elle se montre sous des formes et des couleurs extrêmement variées. Son pédicule plein d'abord Fig. I, devient fistuleux avec l'âge Fig. K. Elle n'a qu'un très petit nombre de feuillets.


AGARIC SULFURIN, *Agaricus sulphureus*. Fig. II.






AGARIC CRUSTULINIFORME, *Agaricus crustuliniformis*.






AGARIC PHONOSPERME .Fig. I. . . . AGARIC CAPNIOCÉPHALE .Fig. II. . . . AGARIC PYRROSPERME .Fig. III.






AGARIC GRAMMOPODE, *Agaricus grammopodius*.





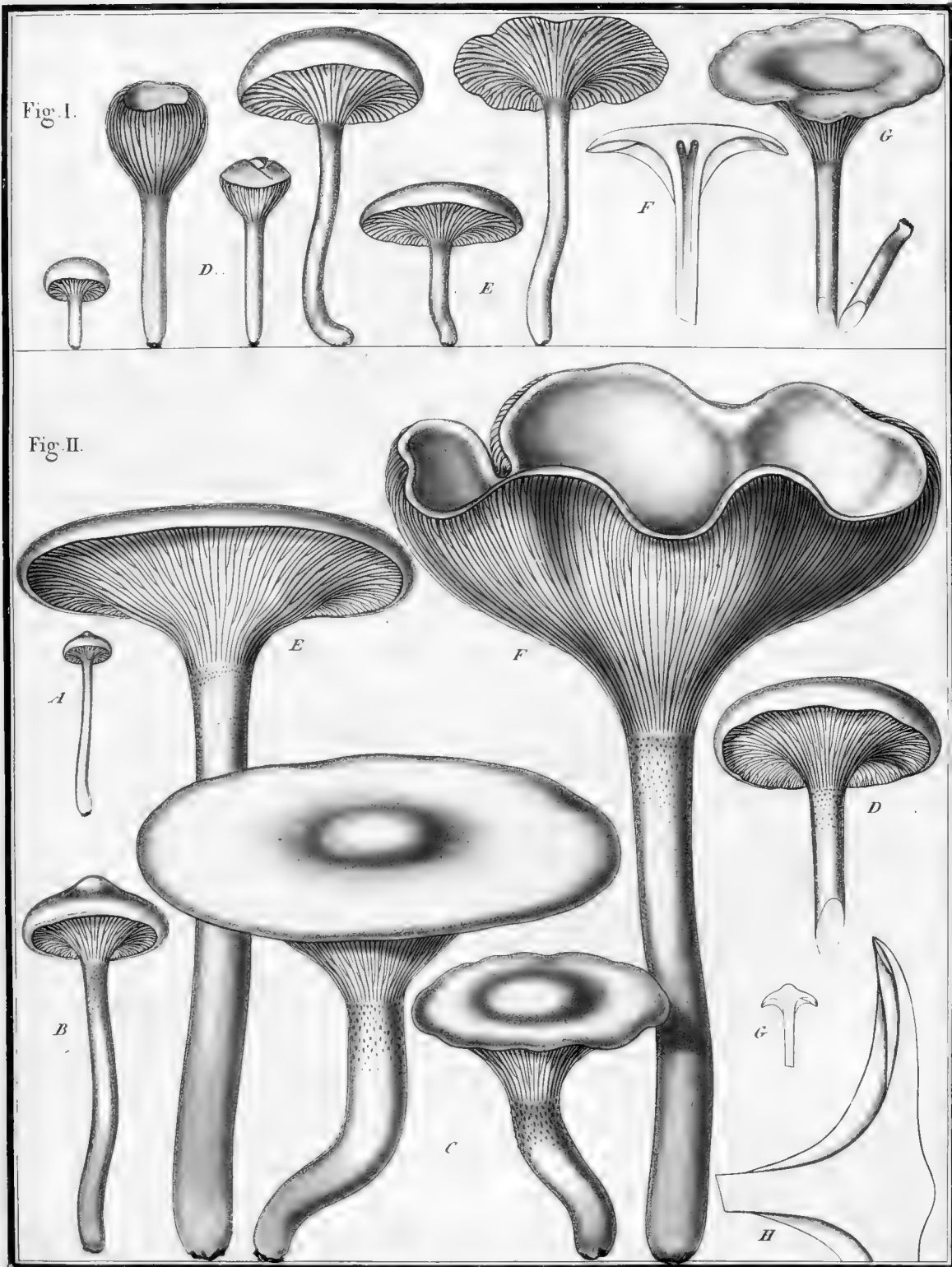
AGARIC MUQUEUX, *Agaricus mucosus*.






AGARIC FICHET, *Agaricus fibula*. Fig. I.
 AGARIC TRANSPARENT, *Agaricus pellucidus*. Fig. II.
 AGARIC AMADELPHÉ, *Agaricus amadelphus*. Fig. III.





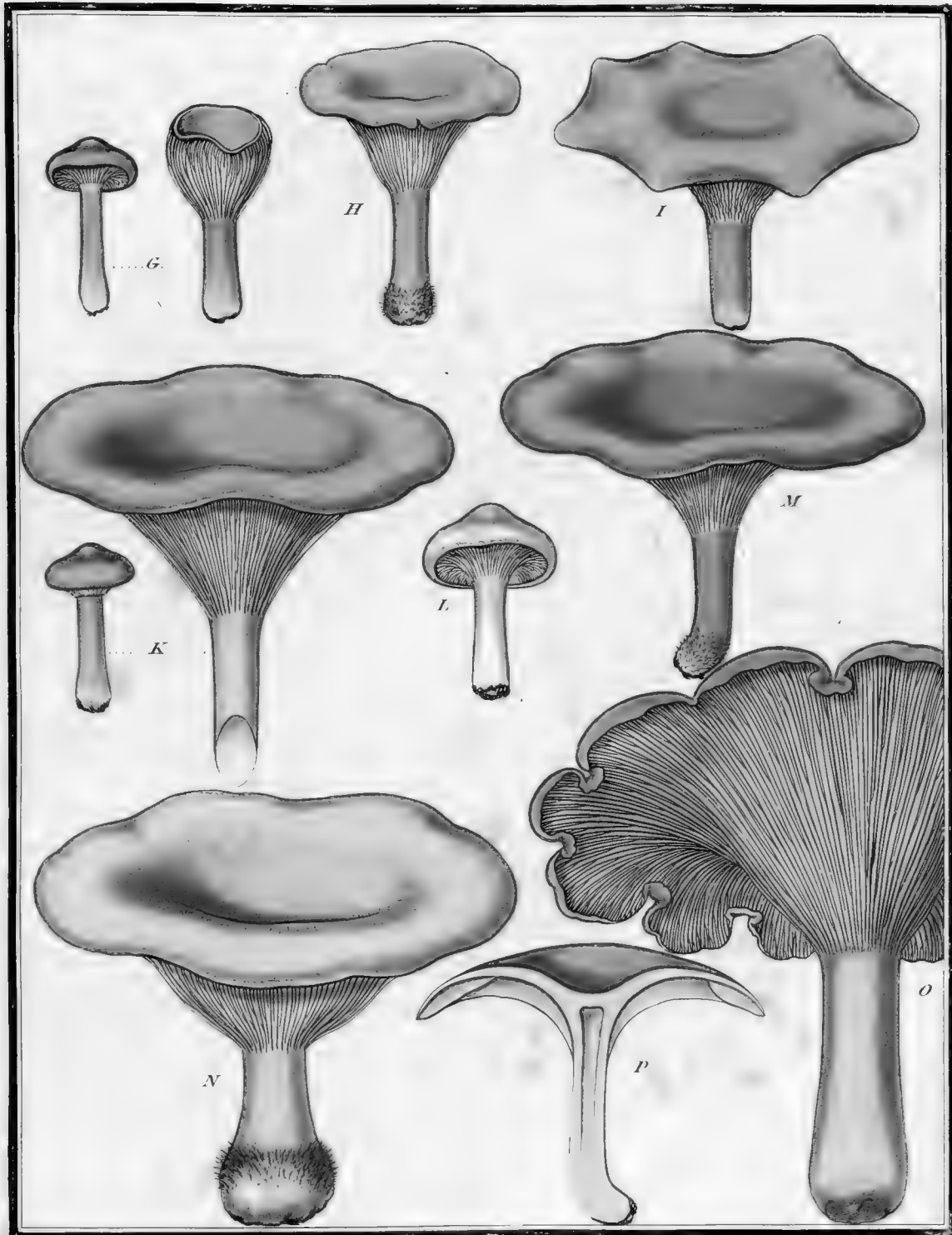
AGARIC DES BRUYERES, *Agaricus ericetorum*. Fig. I.
AGARIC BLANC-D'IVOIRE, *Agaricus eburneus*. Fig. II.





AGARIC CAMPANULÉ, *Agaricus campanulatus*. LIN... Fig. I.
AGARIC STRIÉ, *Agaricus striatus* Fig. II.






AGARIC INFUNDIBULIFORME, *Agaricus infundibuliformis*.






AGARIC LIGNATILE Fig. I... AGARIC CUPULAIRE Fig. II.





AGARIC PHAÏOCEPHALE, *Agaricus phaiocepalus*. Fig. I.
AGARIC FAUVE, *Agaricus fulvus*. Fig. II





AGARIC CHRYSSENTÈRE Fig. I. AGARIC PLÉOPODE Fig. II. AGARIC ODORANT . Fig. III.




Fig. I.

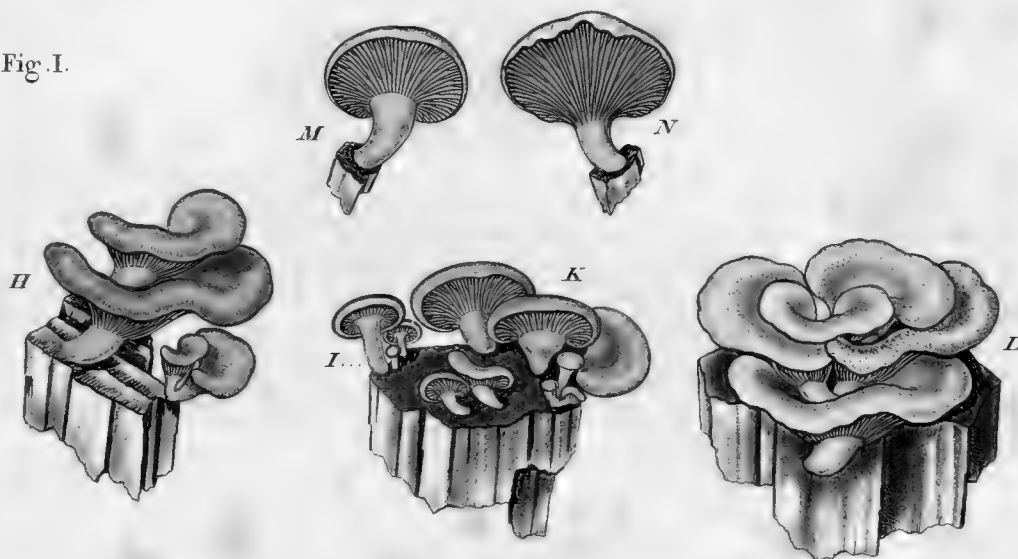



Fig. II.





AGARIC STYPTIQUE, *Agaricus stypticus*. Fig. I.
AGARIC PÉTALOÏDE, *Agaricus petalodes* Fig. II.





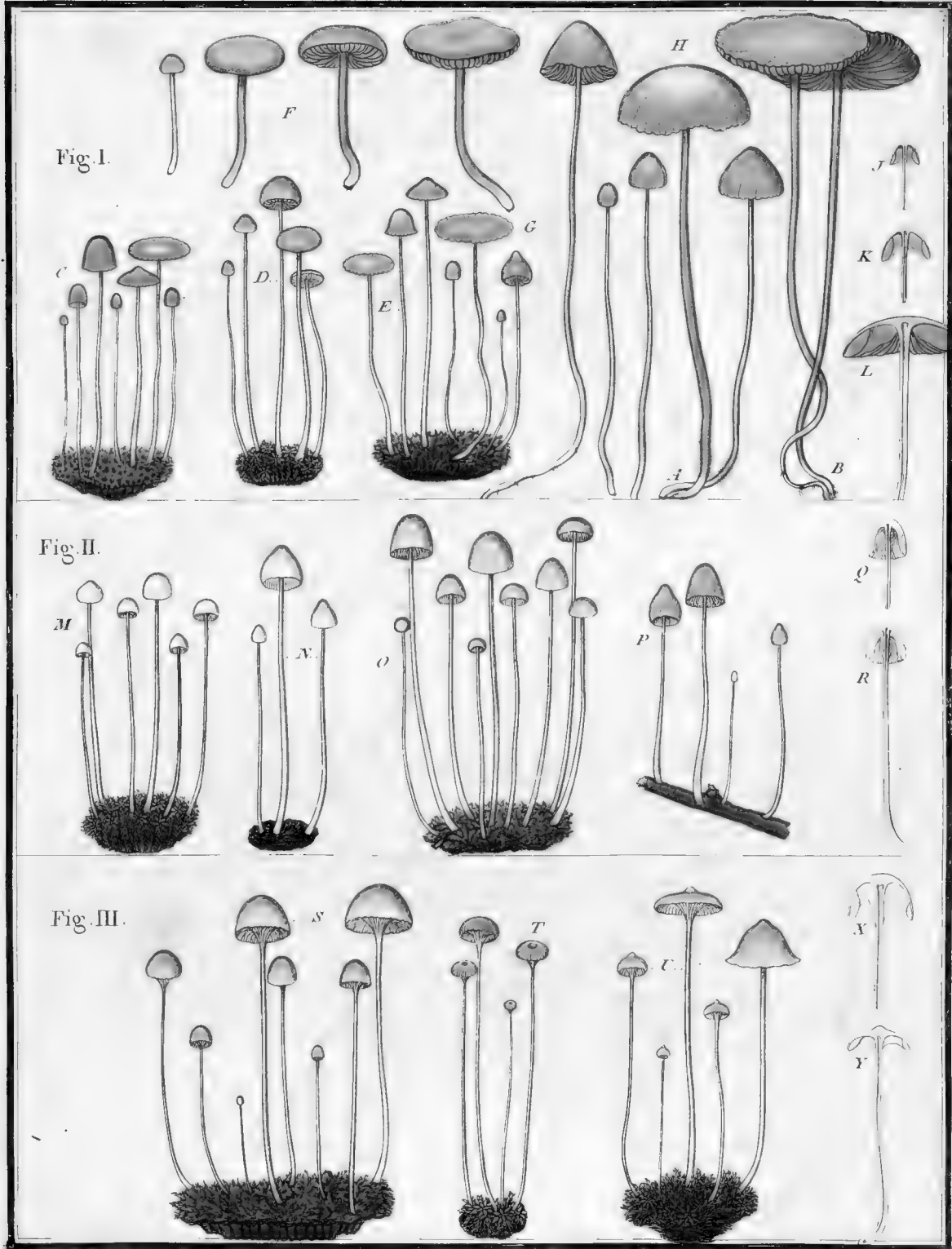
AGARIC DÉLIQUESCENT Fig.I. AGARIC HYDROPHORE Fig.II.






AGARIC AZONITE. Fig. I. . . . AGARIC PLOMBÉ. Fig. II.





AGARIC MELINOÏDE. Fig. I... AGARIC ADONIS. Fig. II... AGARIC TENTATULE. Fig. III.






AGARIC PELLOSPERME. Fig. I. . . . AGARIC PAPILLONACÉ. Fig. II.






AGARIC AMER *Agaricus amarus*.






AGARIC CONOCÉPHALE. Fig. I... AGARIC FRANGÉ. Fig. II.
 AGARIC NAIN. Fig. III... AGARIC FISTULEUX. Fig. IV.






AGARIC HYDROGRAMME, *Agaricus hydrogrammus*.





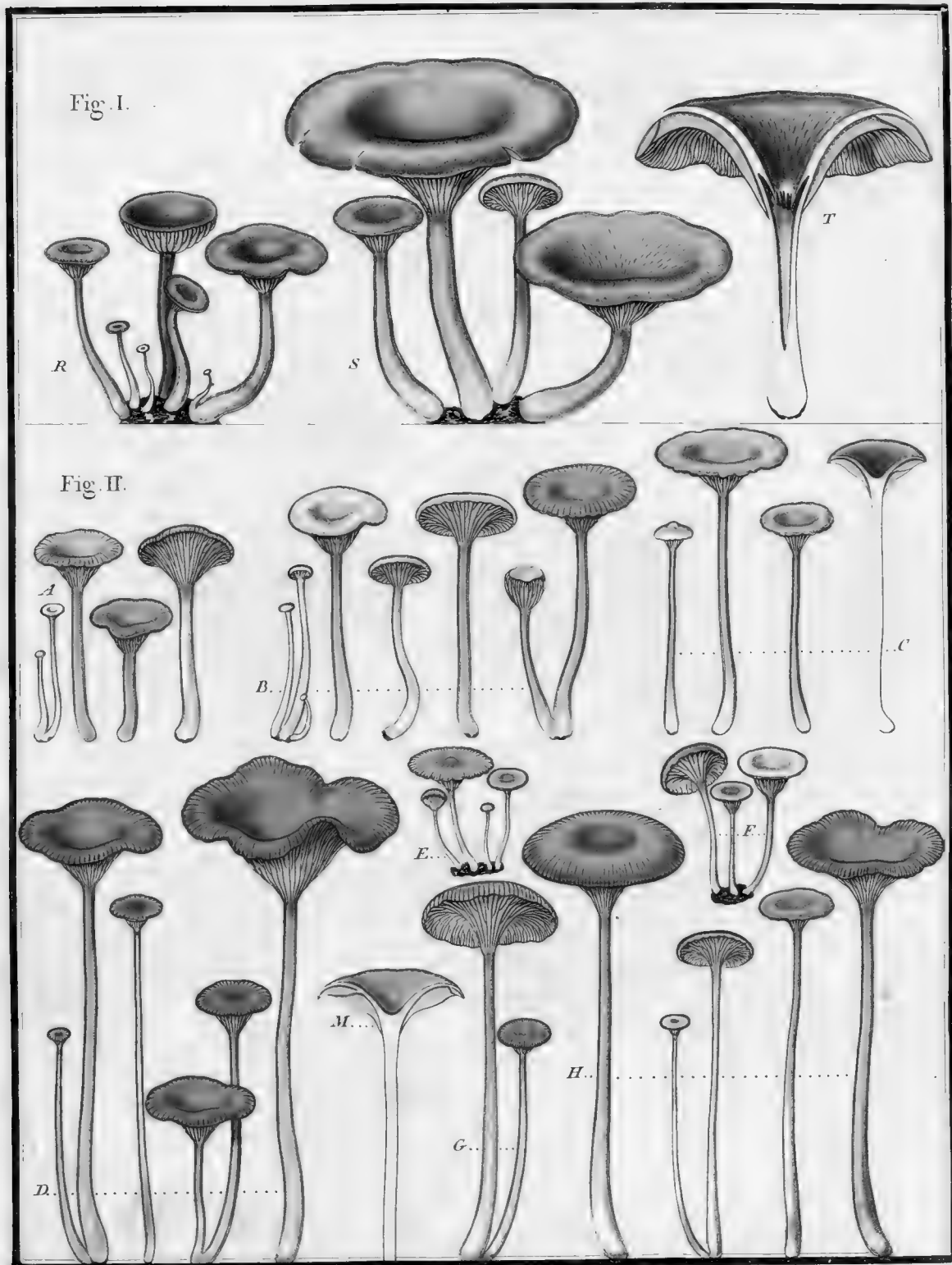
AGARIC MICACÉ, *Agaricus micaceus*






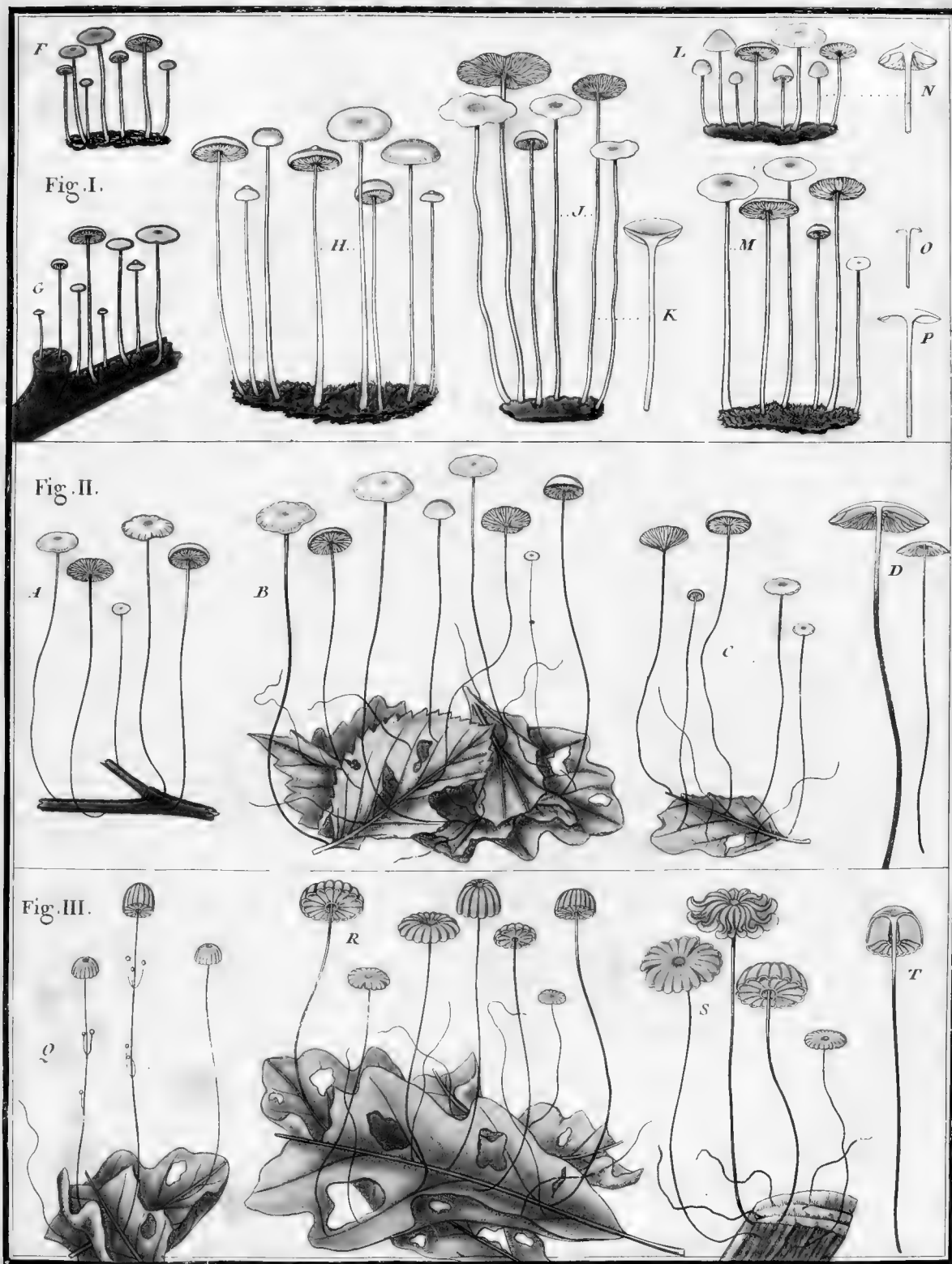
AGARIC CAMPHRÉ, Fig. I... AGARIC THÉIOGALE, Fig. II... AGARIC AZONITE, Fig. III.





AGARIC CYATHIFORME, Fig. I.... AGARIC PYXIDÉ, Fig. II.






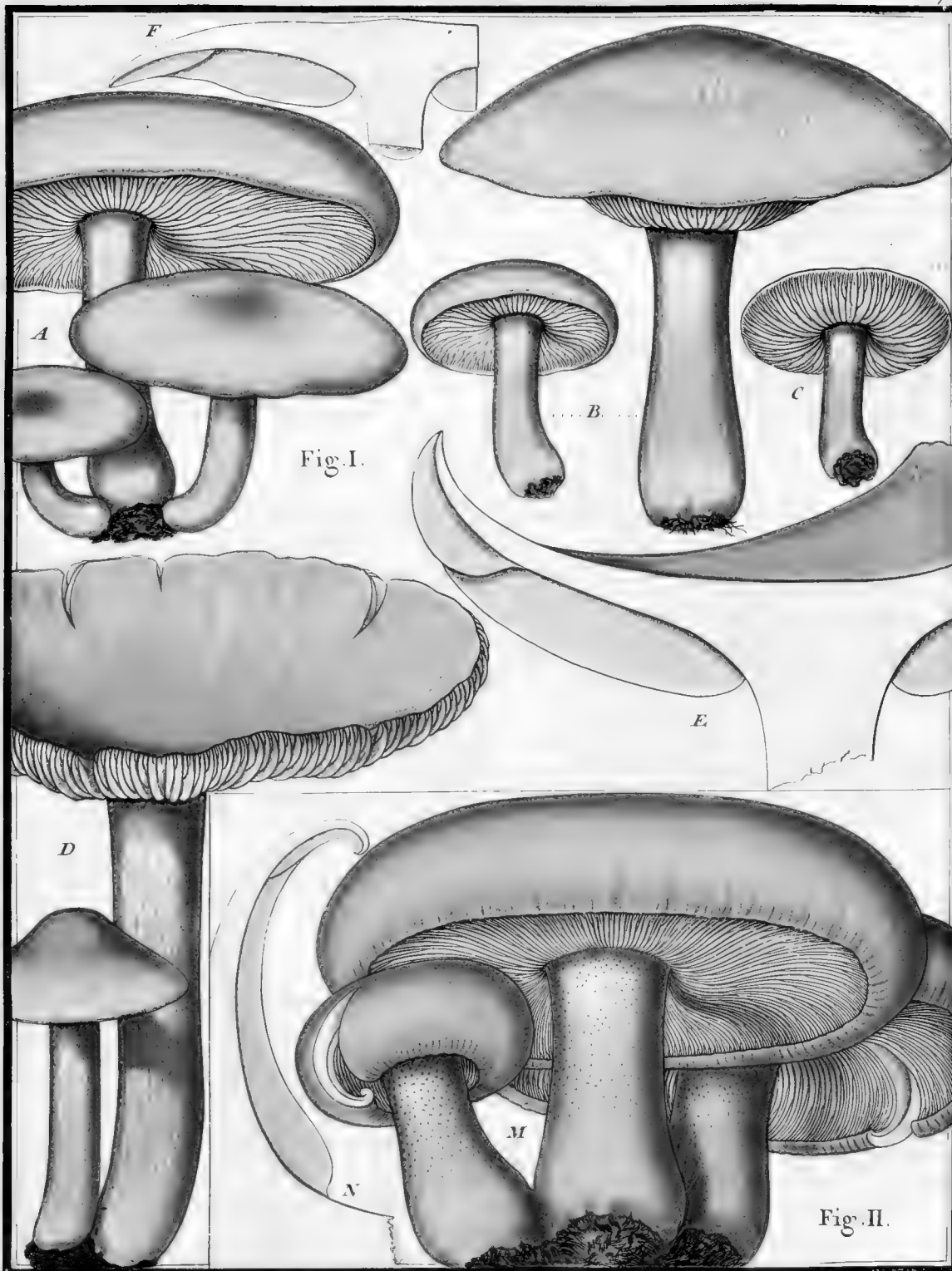
AGARIC CLOU. Fig. I. AGARIC ÉPIPHYLLE. Fig. II. AGARIC ANDROSACE. Fig. III.





AGARIC AMÉTHYSTE. Fig. I. AGARIC SCARLATIN. Fig. II.





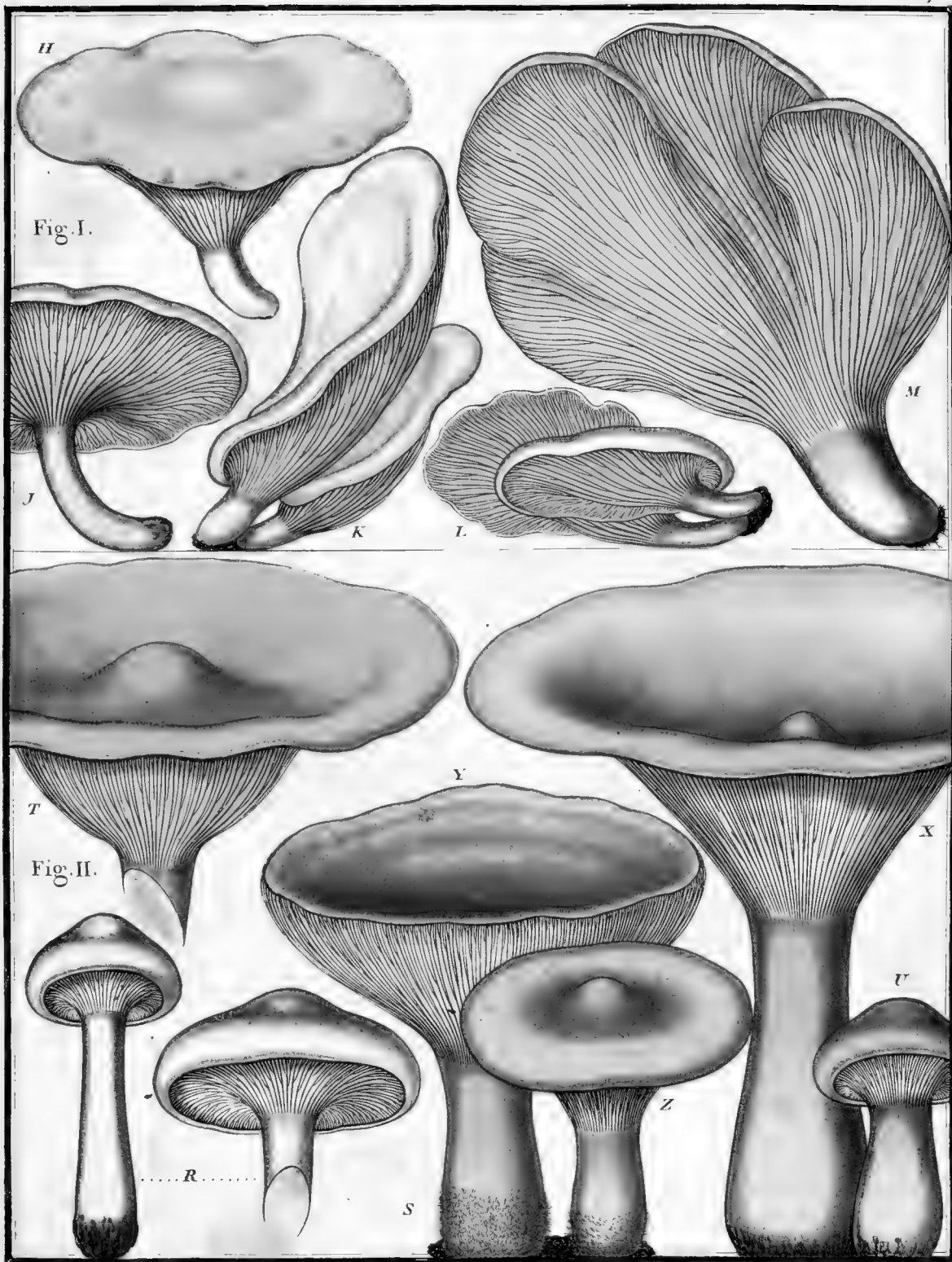
AGARIC FRUMENTACÉ. Fig. I. AGARIC ACERBE. Fig. II.






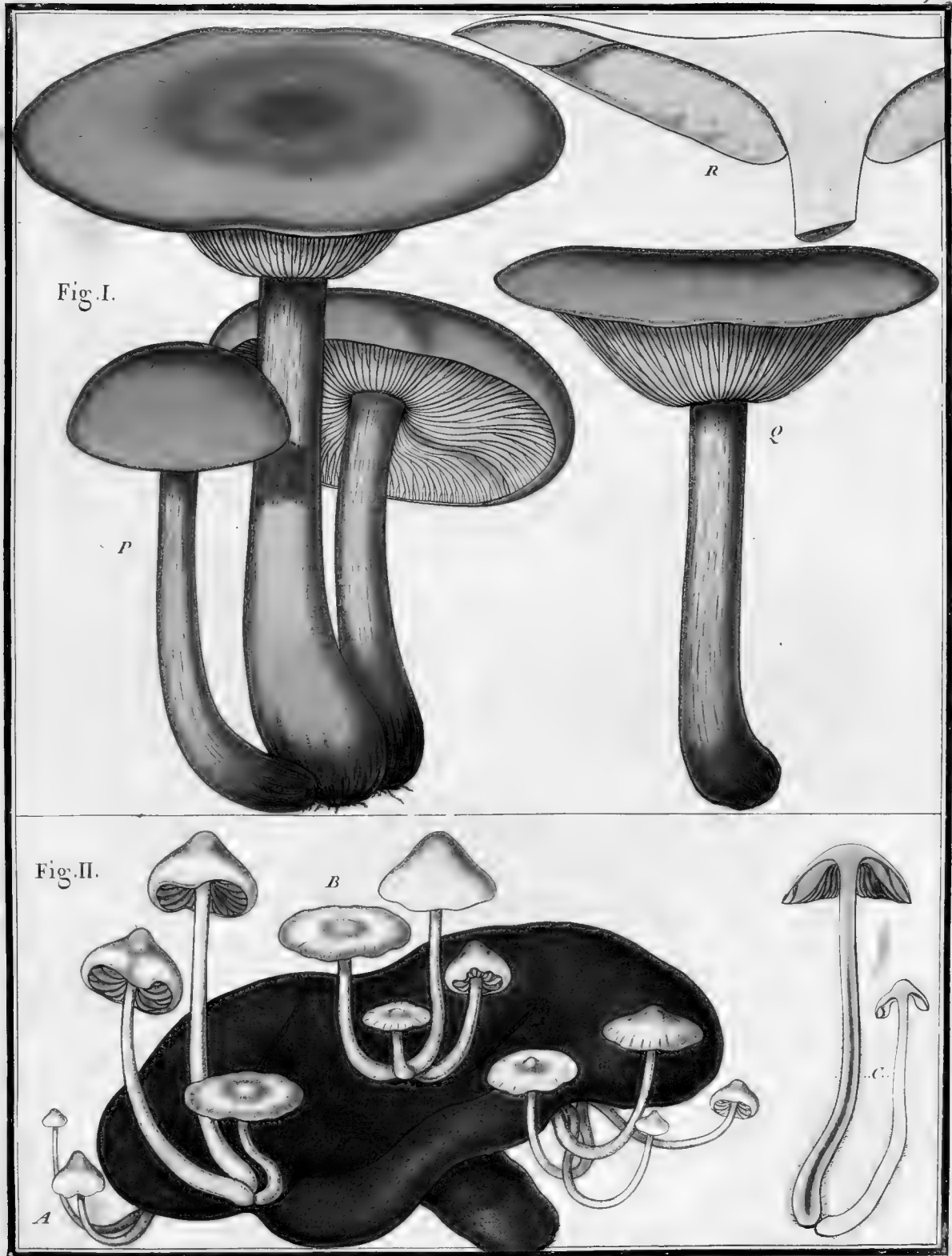
AGARIC BUTYRACÉ, *Agaricus butyraceus*.





AGARIC ORCELLE . Fig. I. AGARIC GÉOTROPE . Fig. II.





AGARIC FAUVE. Fig. I. AGARIC PARASITE. Fig. II.





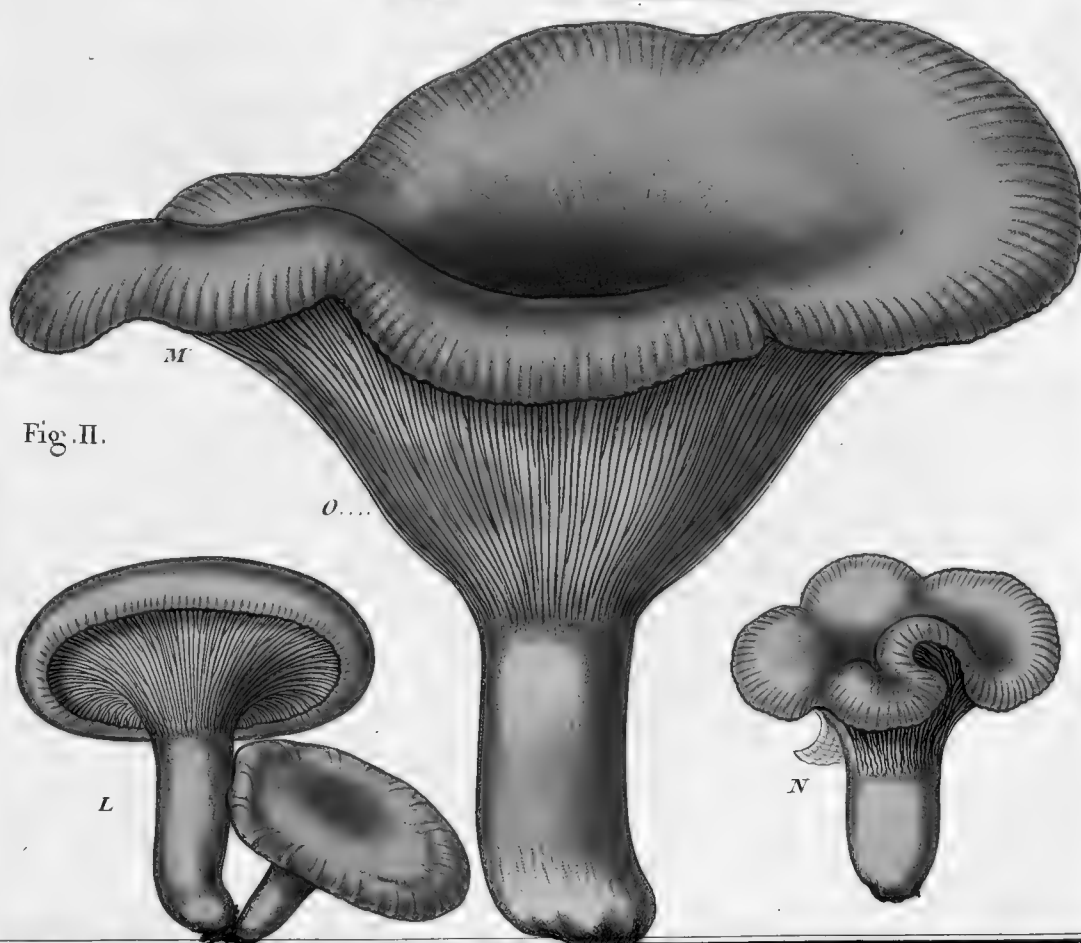
AGARIC CYATHIFORME *Agaricus cyathiformis*



Fig. I.



Fig. II.



AGARIC GNAPHALIOCEPHALE, Fig. I. AGARIC CONTIGU, Fig. II.



Noms François.	Noms Latins.
529 <i>Agarie pyrogale</i> . &c.	<i>Agaricus pyrogalus</i> . &c.
530 ——— <i>azuré</i> . &c.	————— <i>cyaneus</i> . &c.
531 ——— <i>psammocephale</i> . &c.	————— <i>psammocephalus</i> . &c.
532 ——— <i>jurjuracé</i> . &c.	————— <i>jurjuraceus</i> . &c.
533 ——— <i>couleur de chair</i> . &c.	————— <i>carneus</i> . &c.
534 ——— <i>phonosperme</i> .	————— <i>phonospermus</i> .
535 ——— <i>foraminulé</i> . &c.	————— <i>foraminulosus</i> . &c.
536 ——— <i>leucocephale</i> .	————— <i>leucocephalus</i> . &c.
537 ——— <i>coriace</i> .	————— <i>coriaceus</i> .
538 ——— <i>âcre</i> .	————— <i>acris</i> .
539 ——— <i>glutineux</i> .	————— <i>glutinosus</i> .
540 ——— <i>sphaléromorphe</i> . &c.	————— <i>sphaleromorphus</i> . &c.
541 ——— <i>du Sapin</i> . &c.	————— <i>abietinus</i> . &c.
542 ——— <i>éphémère</i> . &c.	————— <i>ephemerus</i> . &c.
543 ——— <i>annulaire</i> .	————— <i>annularius</i> .
544 ——— <i>araneux</i> .	————— <i>araneosus</i> .
545 ——— <i>caméléon</i> . &c.	————— <i>cameleon</i> . &c.
546 ——— <i>crustuliniforme</i> .	————— <i>crustuliniformis</i> .
547 ——— <i>capniocephale</i> . &c.	————— <i>capniocephalus</i> . &c.
548 ——— <i>grammopode</i> .	————— <i>grammopodius</i> .
549 ——— <i>muqueux</i> .	————— <i>mucosus</i> .
550 ——— <i>transparent</i> . &c.	————— <i>translucens</i> . &c.
551 ——— <i>des Bruyeres</i> . &c.	————— <i>erictorum</i> . &c.
552 ——— <i>campanulé</i> . &c.	————— <i>campanulatus</i> . &c.
553 ——— <i>inindibuliforme</i> .	————— <i>inindibuliformis</i> .
554 ——— <i>lignatile</i> . &c.	————— <i>lignatilis</i> . &c.
555 ——— <i>phaiocéphale</i> . &c.	————— <i>phaioccephalus</i> . &c.
556 ——— <i>chrysentère</i> . &c.	————— <i>chrysenteron</i> . &c.
557 ——— <i>stiptique</i> . &c.	————— <i>stypicus</i> . &c.
558 ——— <i>déliquescent</i> . &c.	————— <i>déliquescens</i> . &c.
559 ——— <i>azonite</i> . &c.	————— <i>azonites</i> . &c.
560 ——— <i>mélinoïde</i> . &c.	————— <i>melinoides</i> . &c.
561 ——— <i>pellosperme</i> . &c.	————— <i>pellospermus</i> . &c.
562 ——— <i>amer</i> .	————— <i>amarus</i> .
563 ——— <i>conocephale</i> . &c.	————— <i>conocephalus</i> . &c.
564 ——— <i>hydrogramme</i> .	————— <i>hydrogrammus</i> .
565 ——— <i>micacé</i> .	————— <i>micaceus</i> .
566 ——— <i>physaloïde</i> . &c.	————— <i>physaloides</i> . &c.
567 ——— <i>camphré</i> . &c.	————— <i>camphoratus</i> . &c.
568 ——— <i>pyxidé</i> . &c.	————— <i>pyxidatus</i> . &c.
569 ——— <i>epiphulle</i> . &c.	————— <i>epiphyllus</i> . &c.
570 ——— <i>améthyste</i> . &c.	————— <i>amethysteus</i> . &c.
571 ——— <i>frumentacé</i> . &c.	————— <i>frumentaceus</i> . &c.
572 ——— <i>butyracé</i> .	————— <i>butyraceus</i> .
573 ——— <i>géotrope</i> . &c.	————— <i>geotropius</i> . &c.
574 ——— <i>fauve</i> . &c.	————— <i>fulvus</i> . &c.
575 ——— <i>cuathiforme</i> .	————— <i>cuathiformis</i> .
576 ——— <i>anaphaliocephale</i> . &c.	————— <i>anaphaliocephalus</i> . &c.



QK313.B8 v.12
Bulliard, Pierre/Herbier de la France: o



3 5185 00105 9722

