



5094

Ernest May Library  
Museum of Comparative Zoology  
Harvard University

HARVARD UNIVERSITY

4-1  
362  
1379  
1779  
92.65  
C. 3



LIBRARY

OF THE

DEPARTMENT OF MOLLUSKS

IN THE

MUSEUM OF COMPARATIVE ZOOLOGY

*Gift of:*

Richard W. Foster

UNIVERSITY OF CALIFORNIA  
HERBARIUM


Mollusk Reph.

Gift of Richard W. Foster









WOLSKEL DEPT  
LIBRARY

RICHARD I. JOHNSON

**T A B L E A U**  
**E N C Y C L O P É D I Q U E**  
**E T M É T H O D I Q U E**  
**D E S T R O I S R È G N E S D E L A N A T U R E .**

## AVIS AU RELIEUR.

---

Tome I<sup>er</sup>. Texte ou Explication des Planches, pag. 1 à 180. — Planche 1 à 95, inclusivement.

Tome II. Planche 96 à 314, inclusivement.

Tome III. Planche 315 à 488 (fin).

*N. B.* Le Relieur remplacera les pages 83 et 84 par un carton qui accompagne le cahier contenant les pages 133 à 180.

TABLEAU  
ENCYCLOPÉDIQUE  
ET MÉTHODIQUE  
DES TROIS RÉGNES DE LA NATURE.

---

VERS, COQUILLES, MOLLUSQUES  
ET POLYPIERS.

TOME TROISIÈME.

---

A PARIS,

Chez M<sup>me</sup> veuve AGASSE, Imprimeur-Libraire, rue des Poitevins, n<sup>o</sup> 6.

---

M. DCCCXXVII.

Livr. III pls. 287-390 [1798]

IV pls. 391-488 [1816]

MS. B. 1. 1. 1.

# TABLEAU

DE LA  
MÉTAPHYSIQUE  
ET DE LA  
MATHÉMATIQUE


PAR  
M. DE LA PIERRE

À PARIS

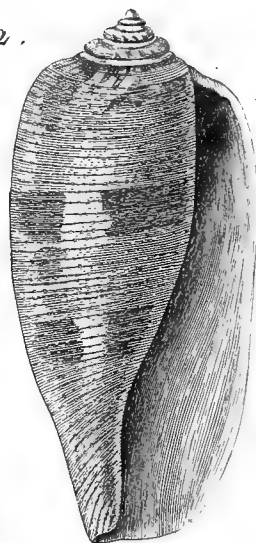
1755

chez la Citoyenne

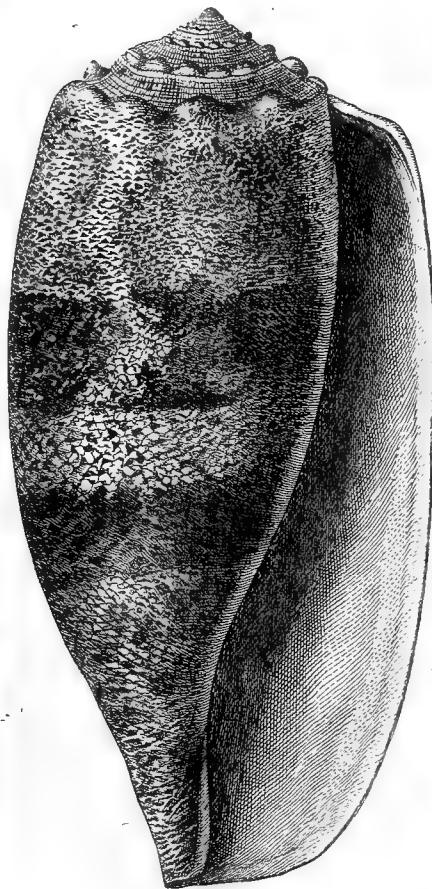
*Fig. 1.*




*Fig. 2.*



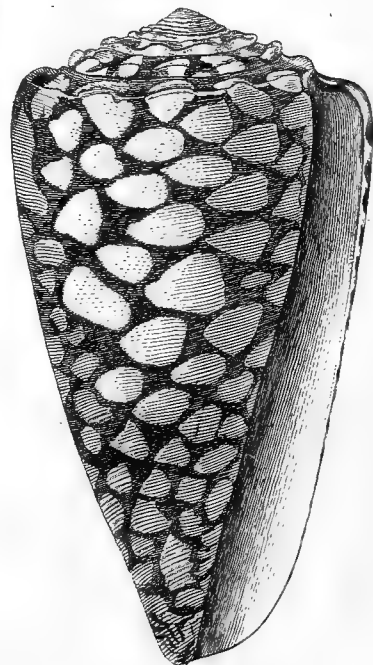
*Fig. 5.*



*Fig. 3.*



*Fig. 4.*








Fig. 4.




Fig. 5.



Fig. 6.

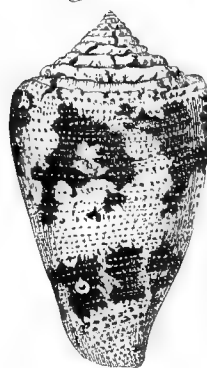


Fig. 2.



Fig. 1.



Fig. 3.




Fig. 7.



Fig. 8.





Fig. 9.






Fig. 1.



Fig. 7.



Fig. 2.



Fig. 3.



Fig. 8.




Fig. 4.



Fig. 5.




Fig. 9.



Fig. 10.

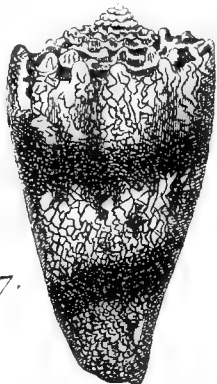


Fig. 6.






*Fig. 2.*

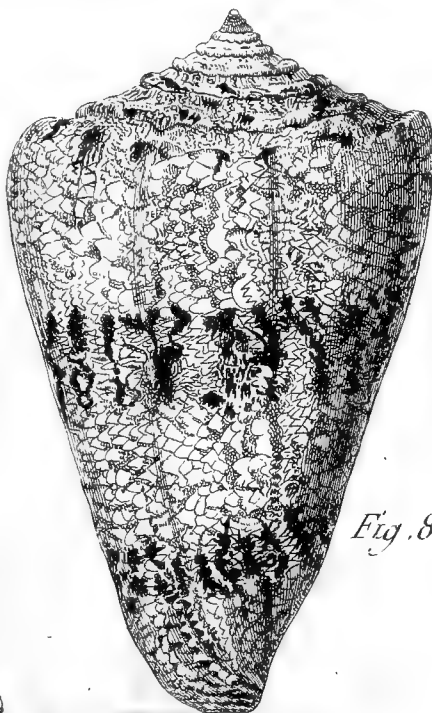


*Fig. 7.*

*Fig. 2.*




*Fig. 3.*



*Fig. 8.*

*Fig. 4.*

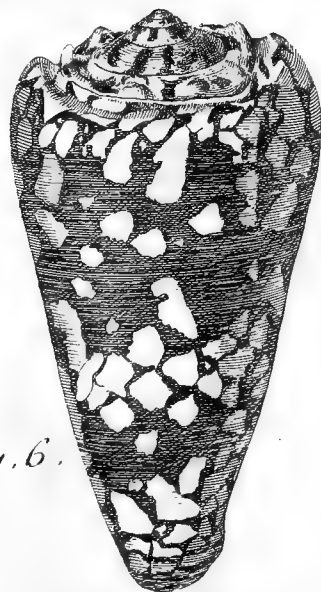


*Fig. 5.*




*Fig. 9.*

*Fig. 6.*






F. 3.



F. 4.



F. 1.




F. 5.



F. 6.




F. 2.




F. 7.



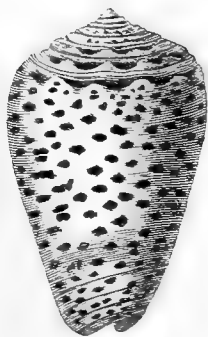
F. 8.








F. 1.



F. 7.



F. 2.



F. 8.




F. 3.




F. 4.



F. 5.



F. 6.




F. 9.



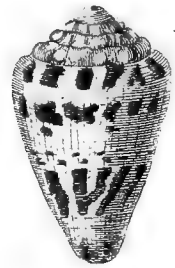


F. 1.



F. 9.


F. 2.



F. 3.



F. 10.




F. 4.



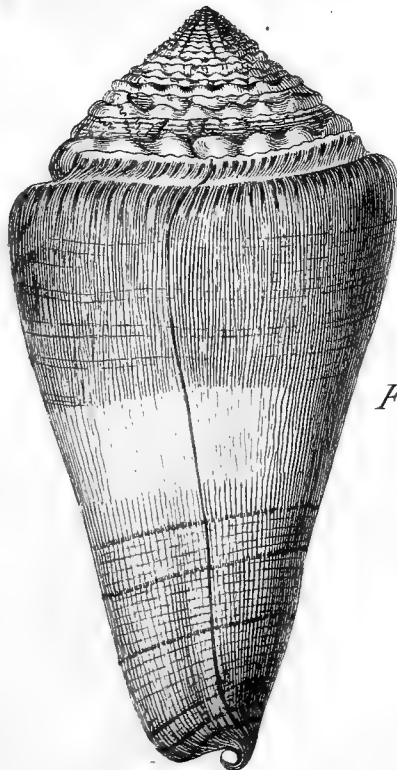
F. 5.



F. 6.



F. 11.



F. 7.



F. 8.






F. 1.



F. 11.



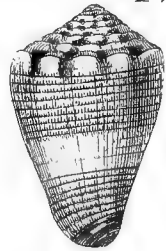
F. 6.



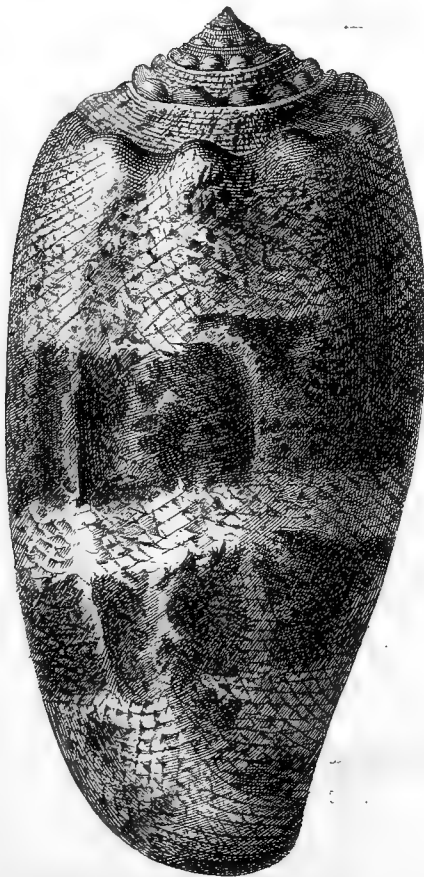
F. 2.



F. 7.



F. 12.



F. 3.



F. 8.



F. 4.



F. 9.



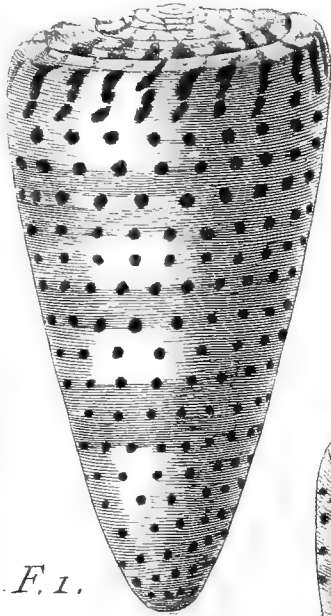
F. 5.




F. 10.









F. 1.




F. 2.

F. 5.



F. 3.




F. 4.



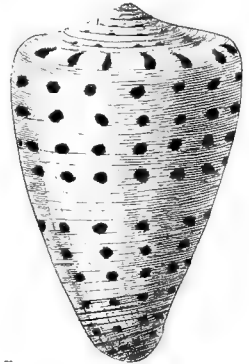


F. 5.


F. 1.




F. 2.



F. 3.



F. 4.



F. 6.






F. 1.



F. 7.




F. 2.




F. 3.



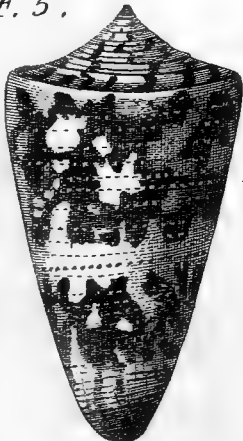
F. 8.



F. 4.



F. 5.




F. 9.



F. 6.





F. 1.



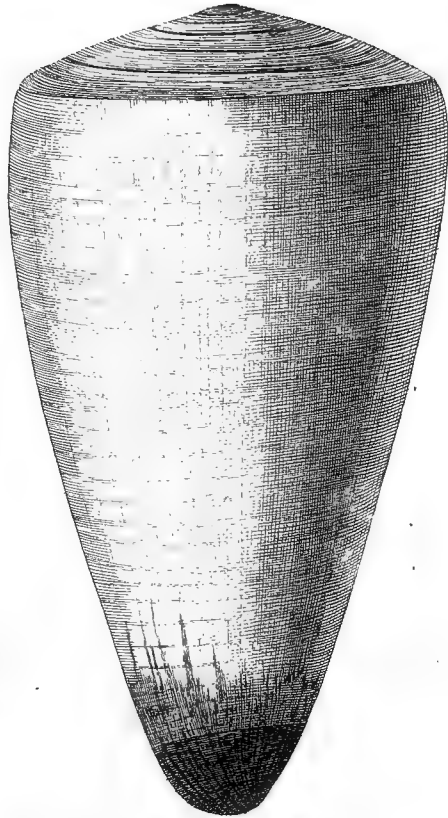
F. 2.




F. 3.



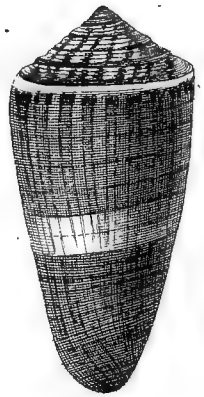
F. 5.



F. 4.



F. 6.




F. 7.




F. 9.



F. 8.






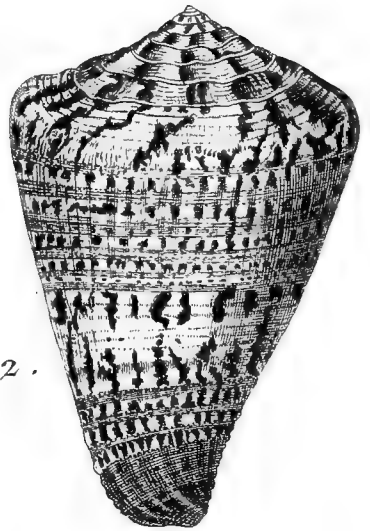
F. 1.




F. 7.



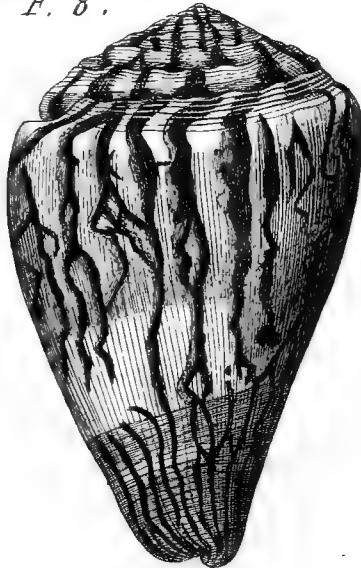
F. 2.




F. 3.




F. 8.



F. 4.




F. 5.



F. 9.



F. 6.



C. H. 42


G. J. F.वान्ने Del.

Benard Diresit.






F. 1.



F. 7.



F. 2.




F. 3.



F. 8.



F. 4.



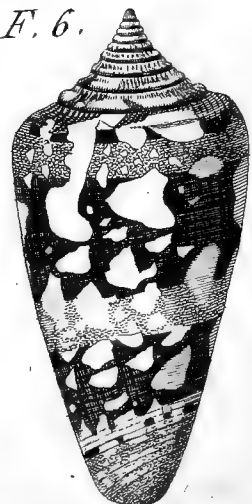
F. 5.



F. 9.



F. 6.

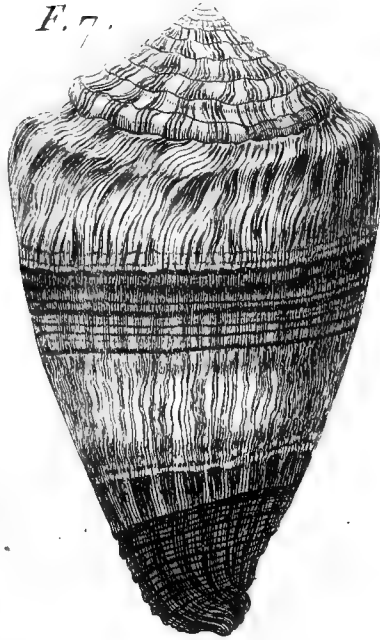




F. 1.




F. 7.




F. 2.




F. 3.




F. 4.




F. 8.



F. 5.



F. 6.






F. 1.



F. 7.



F. 2.



F. 8.



F. 3.




F. 4.



F. 5.




F. 6.



F. 9.









J. G. Foyanne Del.

Benard Drexel.



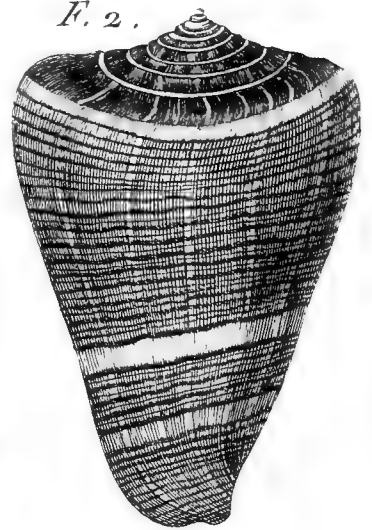





F. 1.




F. 7.



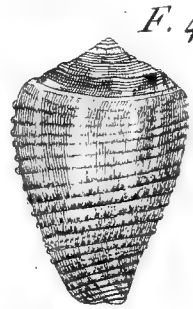
F. 2.



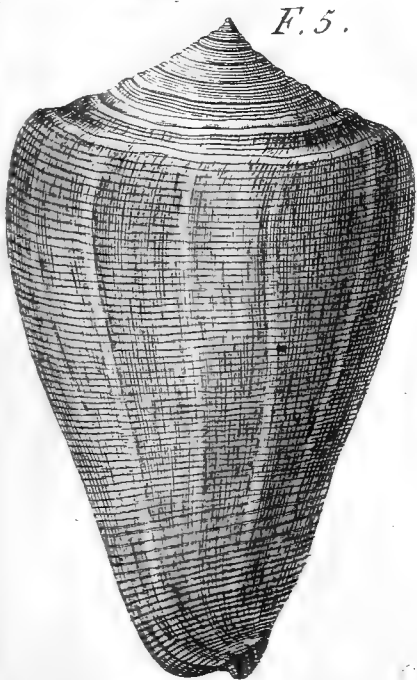
F. 3.



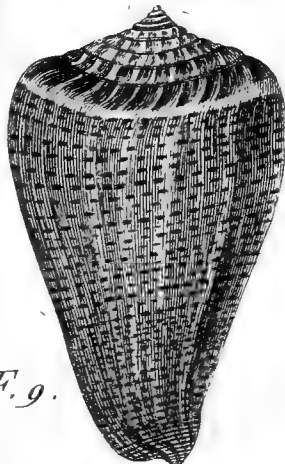
F. 8.




F. 4.




F. 5.



F. 9.



F. 6.



F. 1.




F. 7.



F. 2.



F. 8.




F. 3.




F. 4.



F. 5.



F. 6.




F. 9.






F. 1.



F. 2.



F. 7.




F. 8.



F. 3.



F. 4.



F. 5.



F. 6.




F. 9.



C. Leconte

G. J. Evarne Del

Benard Direct.



F. 1.




F. 7.



F. 2.




F. 8.



F. 3.




F. 4.



F. 5.



F. 6.




F. 9.



C. Eridan. Pl. VIII. 509.

10. 9. 12. 17.





F. 1.




F. 7.



F. 2.



F. 8.



F. 3.



F. 4.



F. 5.




F. 6.



F. 9.

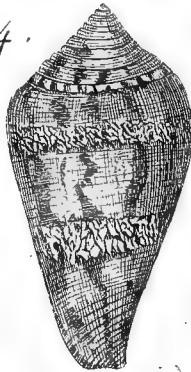




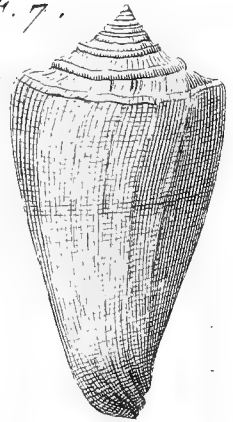
F. 1.



F. 4.



F. 7.



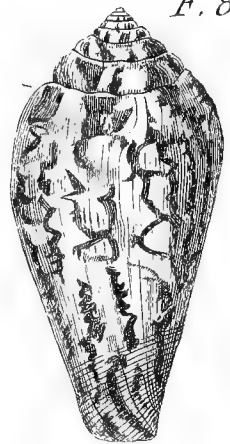
F. 2.



F. 5.



F. 8.



F. 3.



F. 6.




F. 9.




C. Fulgurans, n. 499.

G. J. Favanne Del.


Benard Direct.






G. J. Favanne Del.

Benard Dircxit



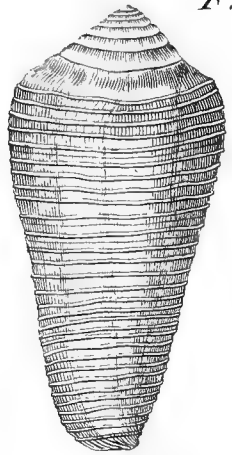
F. 1.



F. 7.



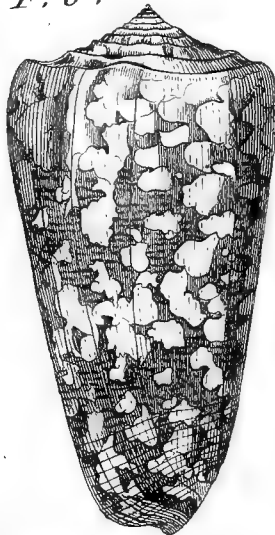
F. 2.




F. 3.



F. 8.



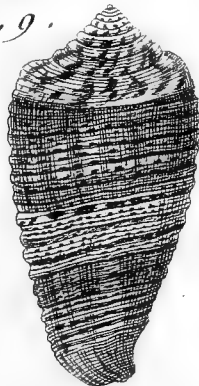
F. 4.




F. 5.




F. 9.




F. 6.








F. 1.




F. 4.



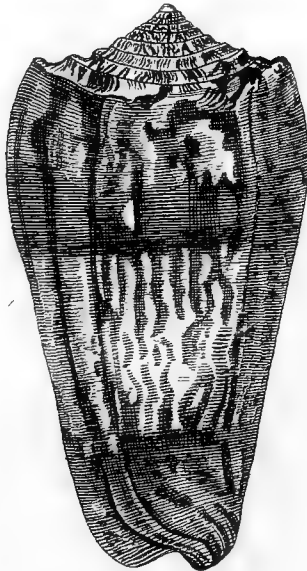
F. 3.



F. 6.




F. 2.



F. 5.





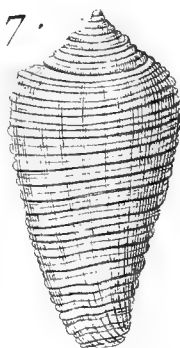
F. 1.



F. 4.



F. 7.




F. 2.



F. 5.



F. 8.




F. 3.



F. 6.



F. 9.





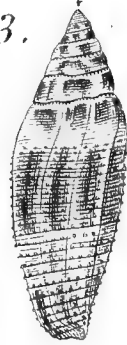
F. 1.



F. 2.




F. 3.




F. 4.



F. 5.




F. 6.




F. 8.




F. 9.

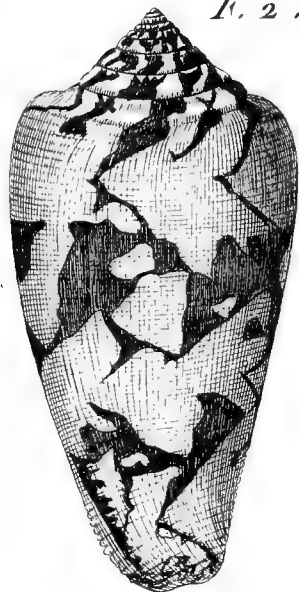


F. 7.






F. 2 .



F. 5 .



F. 6 .




F. 4 .



F. 1 .




F. 3 .



F. 7 .








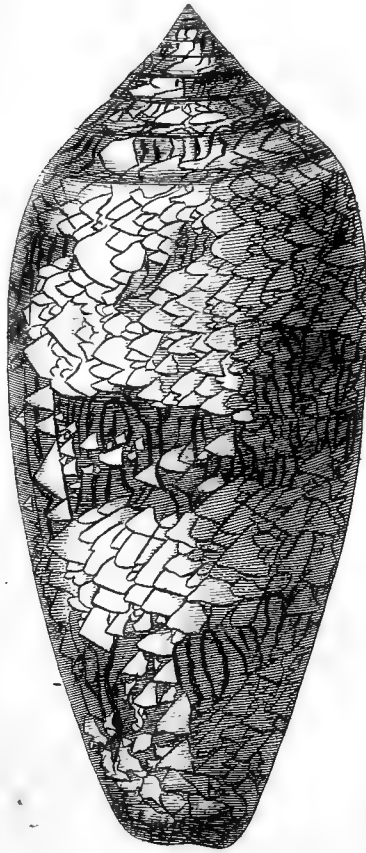
F. 1.



F. 2.




F. 5.




F. 3.



F. 4.

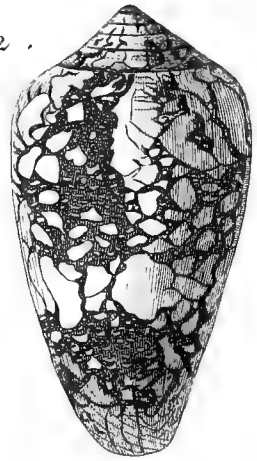





F. 1.



F. 2.



F. 7.



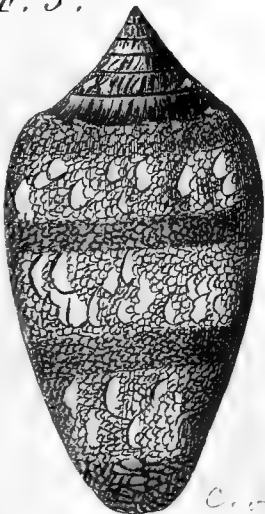
F. 3.



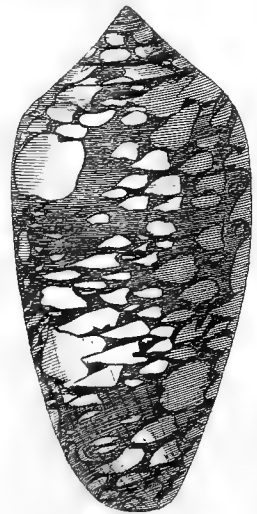
F. 4.




F. 5.

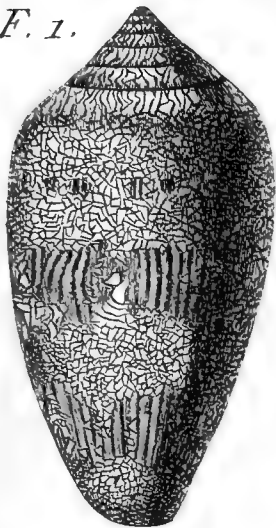


F. 6.







F. 1.



F. 2.



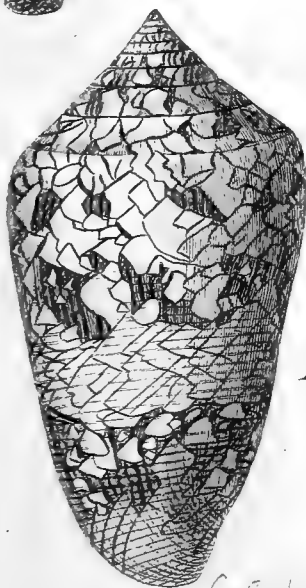
F. 7.



F. 3.




F. 4.




F. 5.


F. 6.



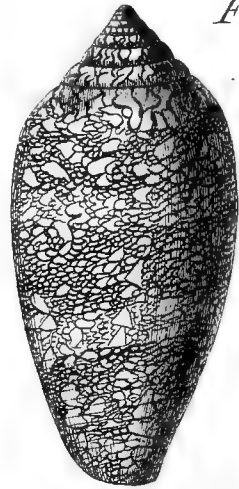
C. Exh. . . . . C. E.




F. 1.



F. 2.



F. 7.



F. 5.




F. 6.




F. 3.

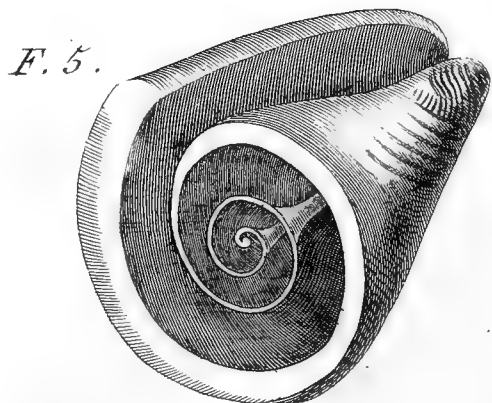
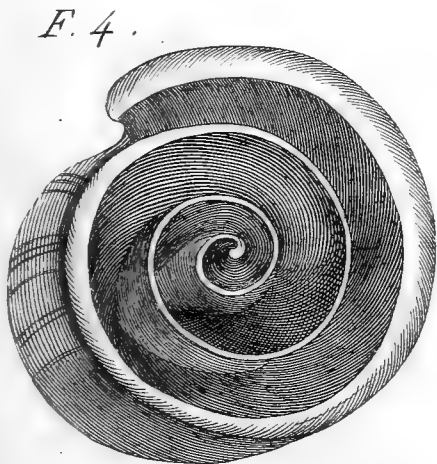
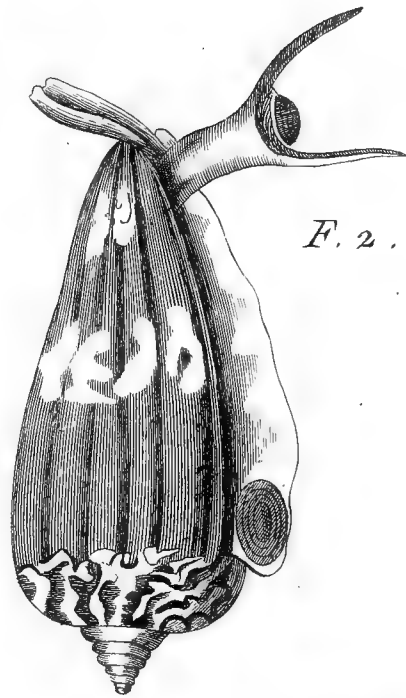
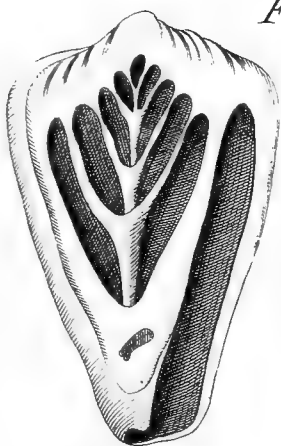



F. 4.









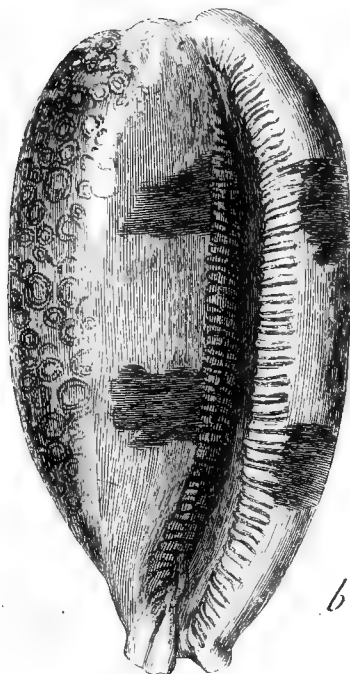













F. 1.



F. 2.








a

F. 1.



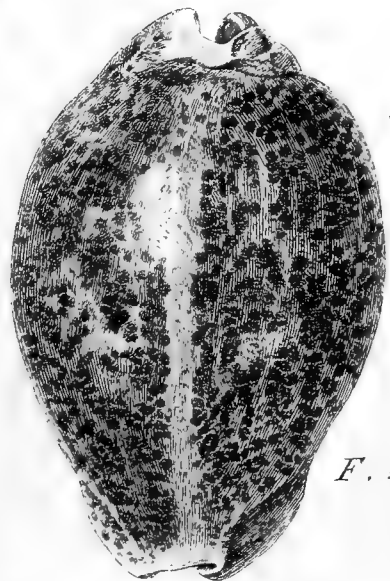
b



F. 2.



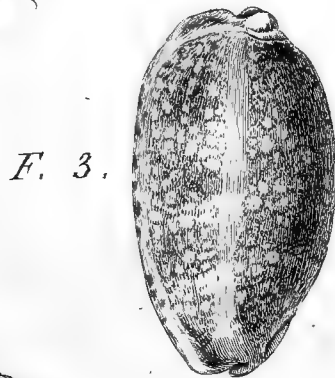
F. 3.




F. 4.










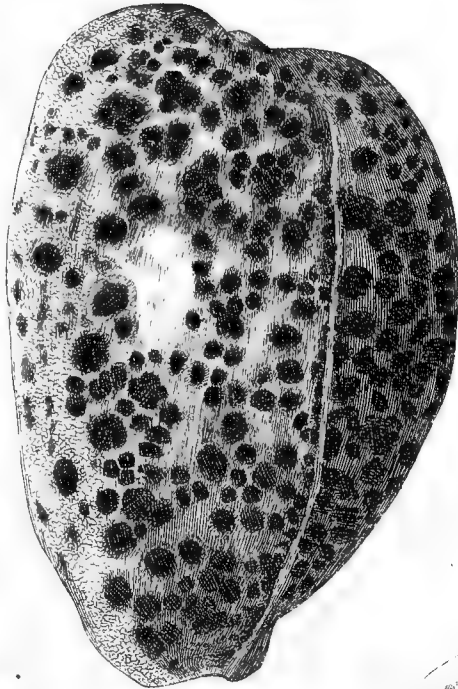
F. 1.




F. 2.



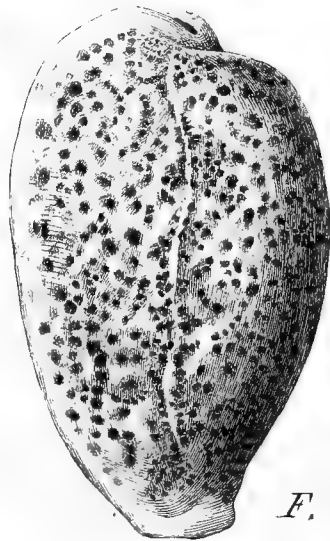
F. 3.




F. 4.

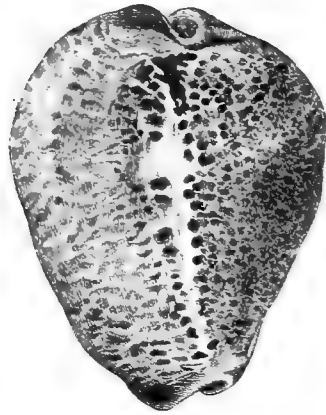


F. 5.






F. 1.



F. 2.




F. 3.



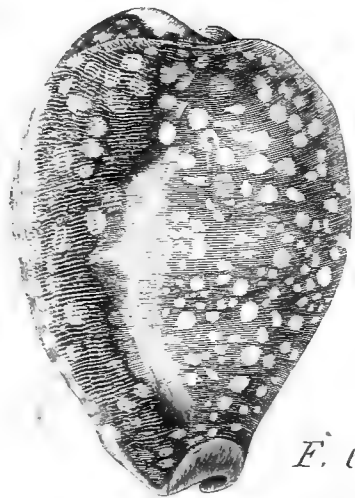
F. 4.




F. 5.



F. 6.





F. 1.



F. 2.

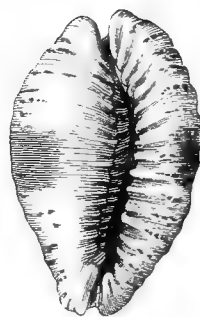


F. 3.

F. 4. a.



F. 4. b.



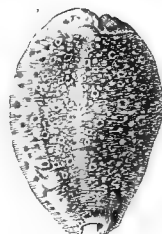
F. 5.



F. 6.



F. 7.

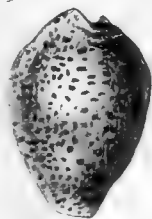


F. 8.



a


F. 9.



b

F. 10.







F. 1. a.



F. 1. b.



F. 2.



F. 3.




F. 4.



F. 5.



F. 7.



F. 6.



vii. 100

F. 8.

F. 9.



F. 10.

F. 11.



F. 12.



F. 13.




F. 14.



F. 15.





F. 1. a.



F. 1. b.



F. 2 .



a

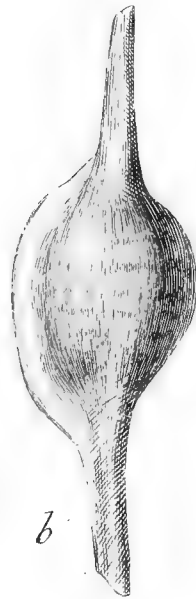


b

F. 3 .



a



b

F. 4 .



a



b


F. 5 .



a

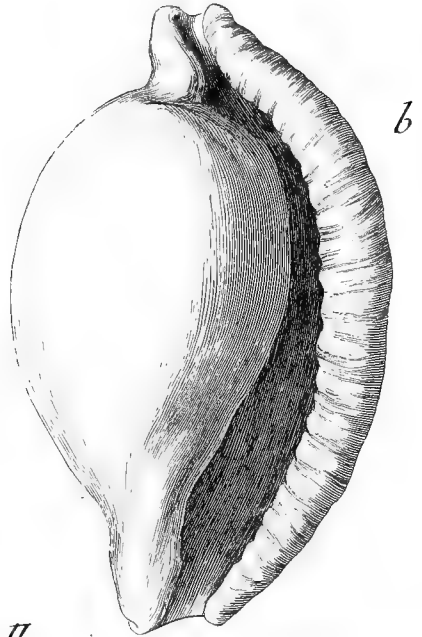


b






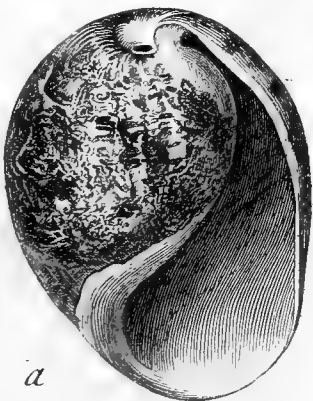
F. 1.



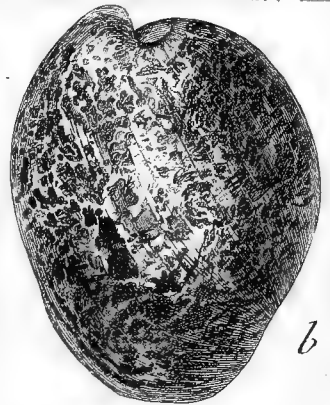
Bulle. Bulla.




F. 2.




F. 3.






F. 1. a.



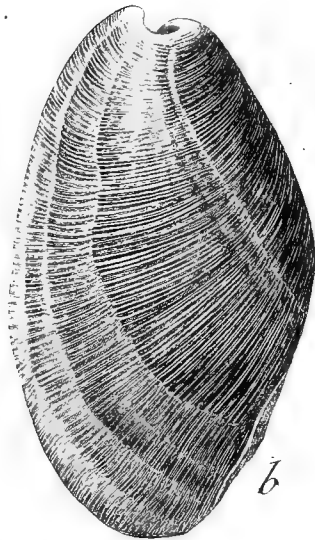
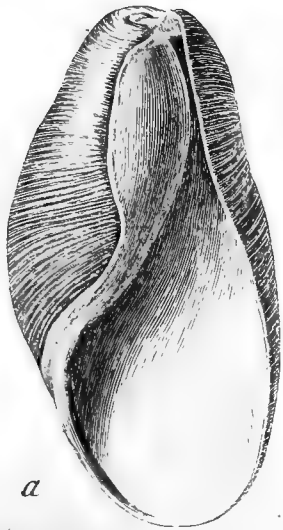
F. 1. b.



F. 2.




F. 3.




F. 4.



F. 5.








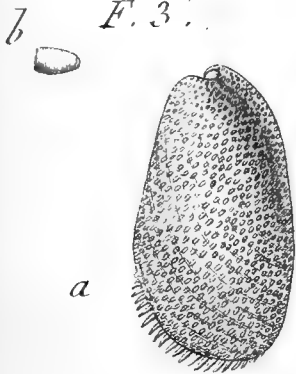
F. 1 .



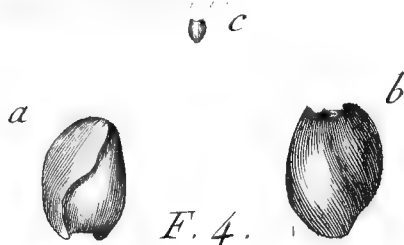
F. 2 .



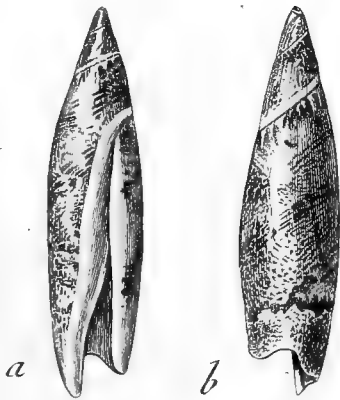
F. 3 .



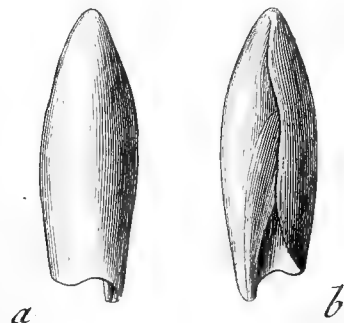
F. 3 .




Tarriere . Terebellum .



F. 1 .




F. 2 .




F. 1.



F. 3.




F. 3.



F. 2.



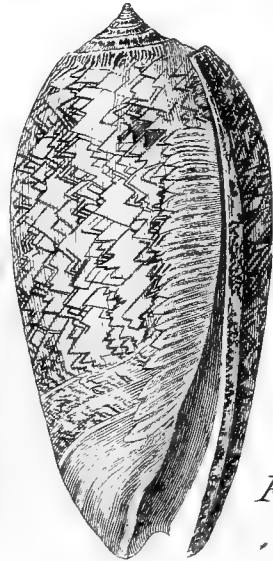
F. 4. a.




F. 5.

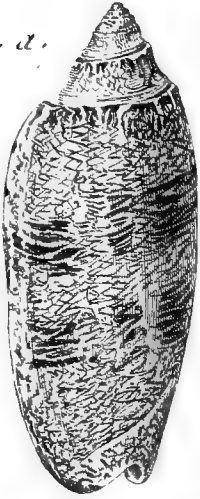


F. 4. b.







*F. 1. a.*



*F. 2.*




*F. 1. b.*




*F. 3.*



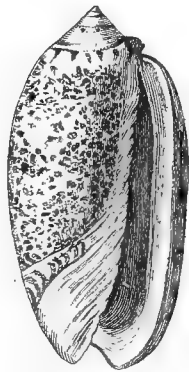
*F. 4.*



*F. 5. a.*




*F. 6.*




*F. 5. b.*

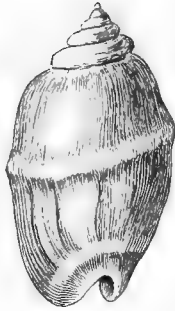




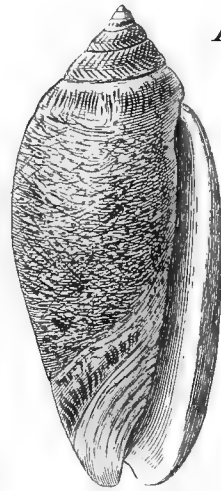
F. 1. a.



F. 2.



F. 1. b.



F. 3.



F. 4.



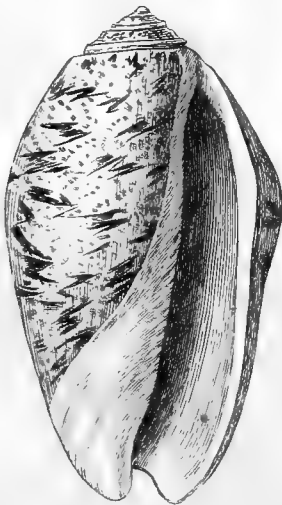
F. 5. a.




F. 5. b.




F. 6. a.



F. 6. b.







F. 2 .



F. 1 .



a



b

F. 3 .



F. 4 .



a

*Ol.*

F. 5 .




a



b

F. 4 .



b



F. 7 . a .

*Ol.*


F. 6 .



*Ol.*

F. 7 . b .






F. 1.



F. 3.



F. 2.



C.



F. 5. a




F. 4.



F. 5. b



c




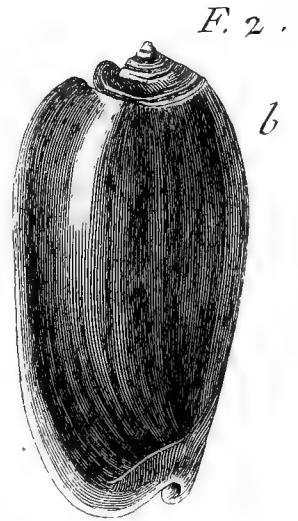
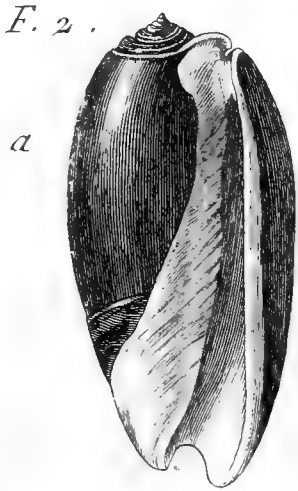
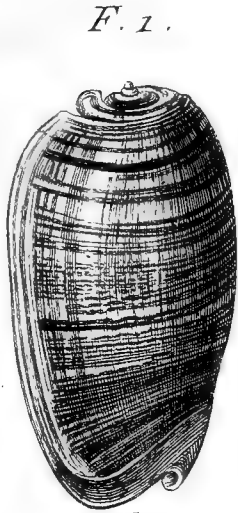
a


F. 6.



b







F. 1.



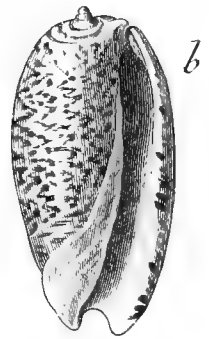
F. 3.



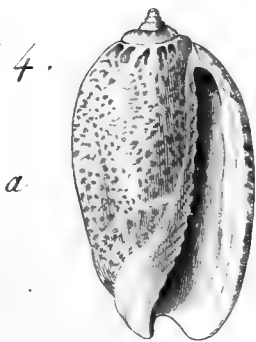
F. 2.




F. 3.



F. 4.




F. 4.



F. 5.



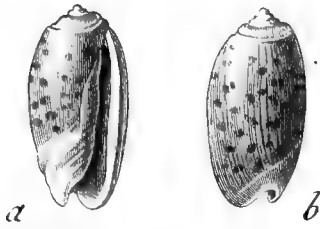




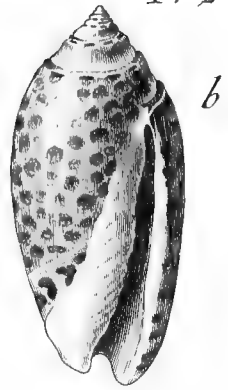
F. 2 .



F. 1 .




F. 2 .



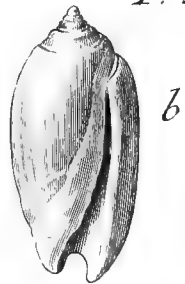
F. 4 .



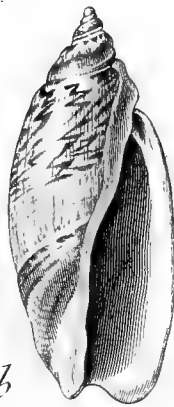

F. 3 .



F. 4 .



F. 5 .




F. 6 .



F. 6 .






F. 1. a.



F. 1. b.



F. 2.




F. 3.

a



F. 3.

b




F. 4.





F. 5. a.




F. 5. b.

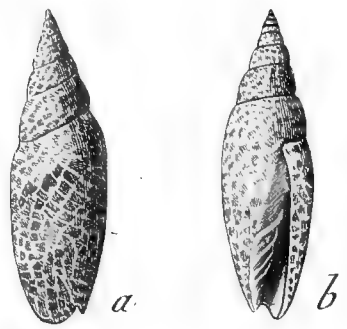




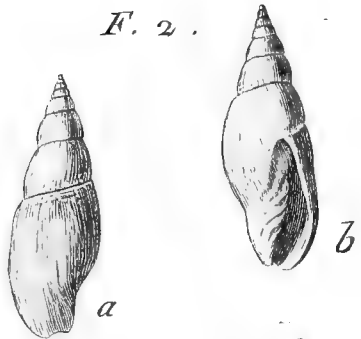




F. 2.



F. 2.



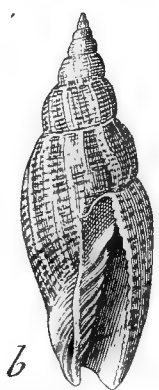
F. 3.



F. 3.




F. 4.



F. 5.




F. 5.



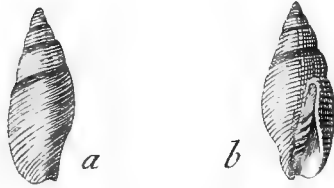
F. 6.







F. 1.



F. 2.



F. 2.




F. 3.



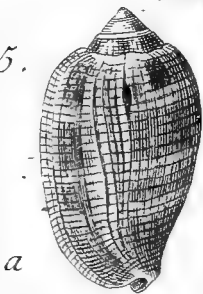
F. 4.



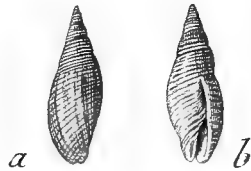
F. 3.



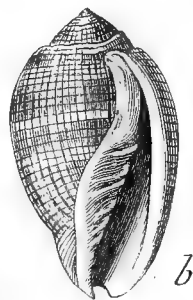
F. 5.



F. 6.



F. 5.



F. 7.




F. 8.



b



F. 8.



F. 1. a.



F. 2.



F. 1. b.



F. 3.



F. 4.



F. 5.




a



F. 6.



F. 8. a.



F. 7.

b



F. 8. b.




F. 9.



F. 10.





F. 2. a.



F. 1.




F. 2. b.



F. 4. a.



F. 3. a.



F. 4. b.



F. 5. a.



F. 5. b.



F. 6.



F. 3. b.



F. 7. a.



F. 7. b.



a



F. 8.



b

F. 10. a.




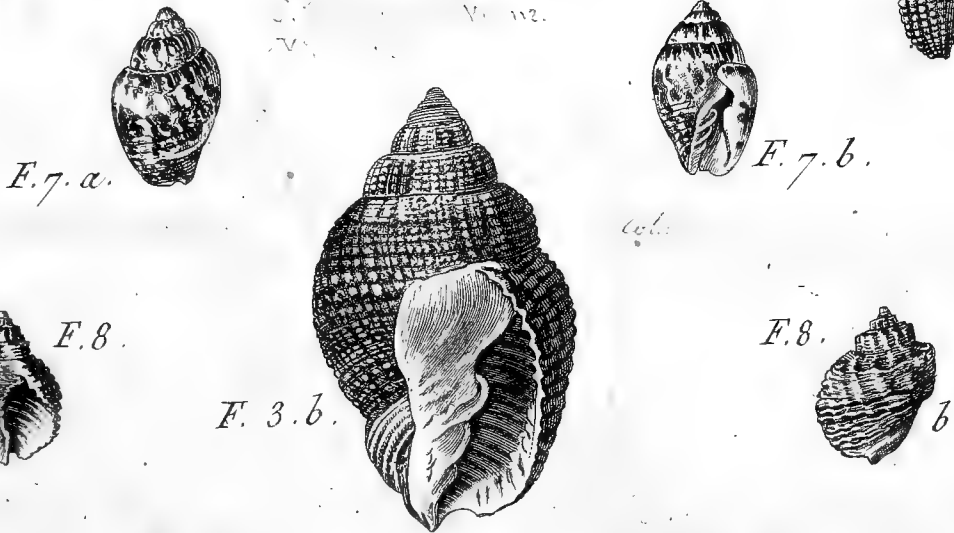
F. 9.




F. 10. b.

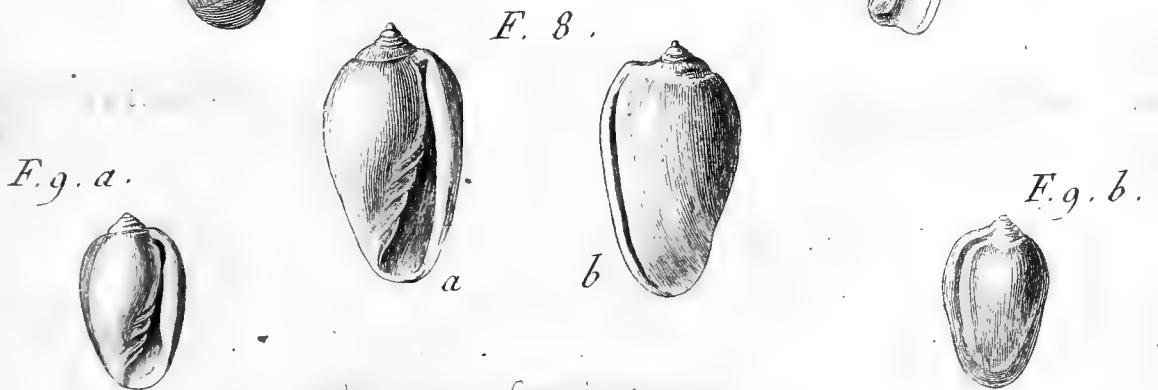
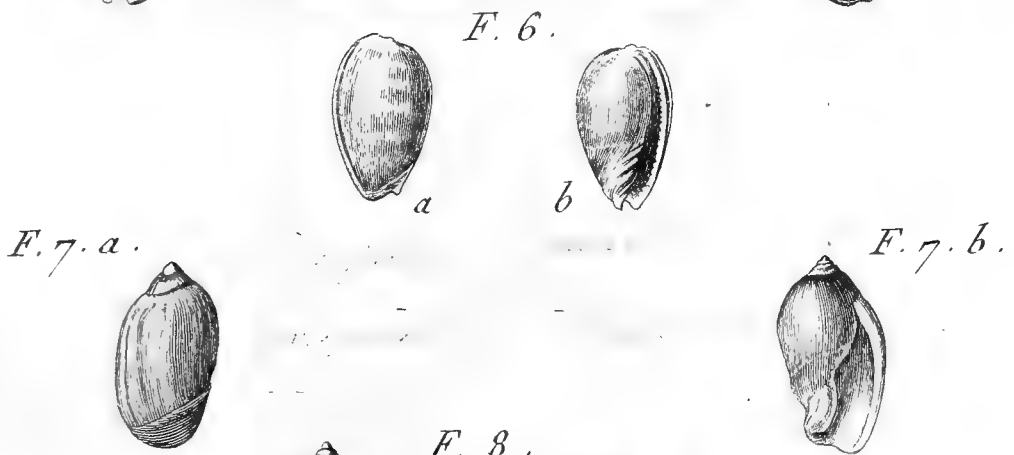
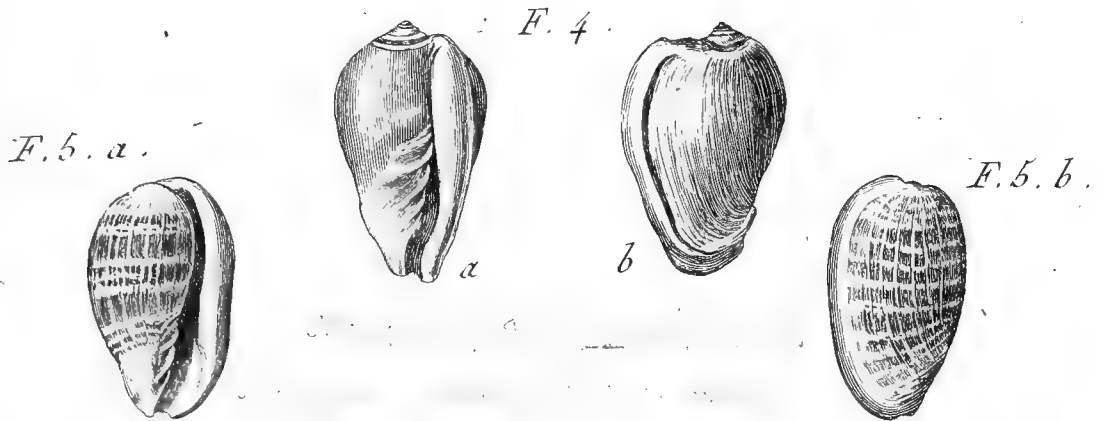
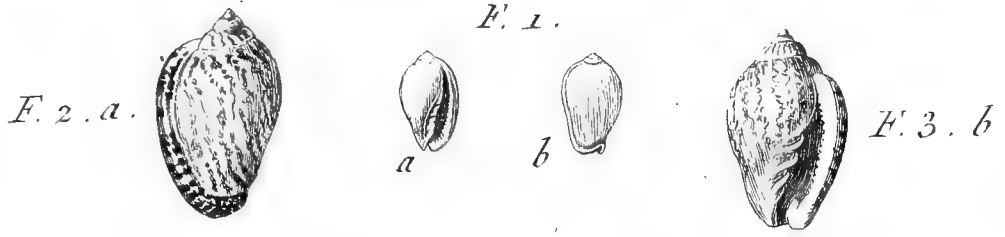







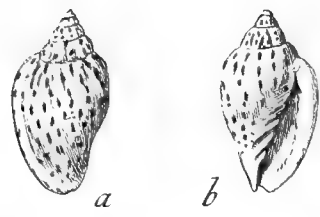








F. 1 .



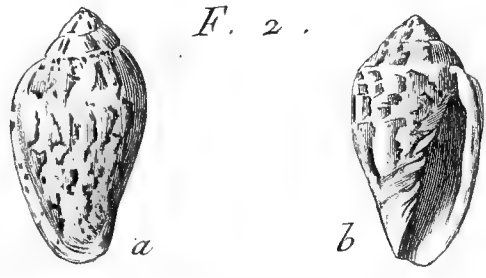
F. 3 .



F. 3 .



F. 2 .



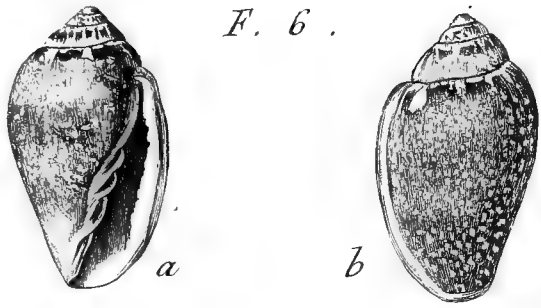
F. 4 .



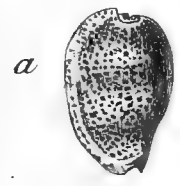
F. 4 .



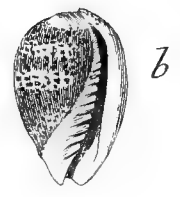
F. 6 .



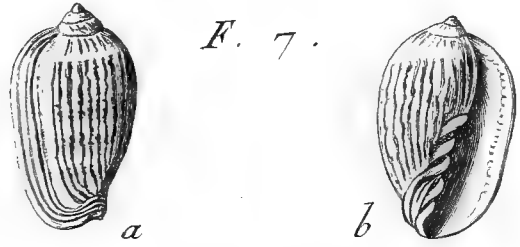
F. 5 .



F. 5 .



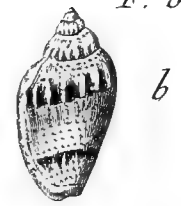
F. 7 .



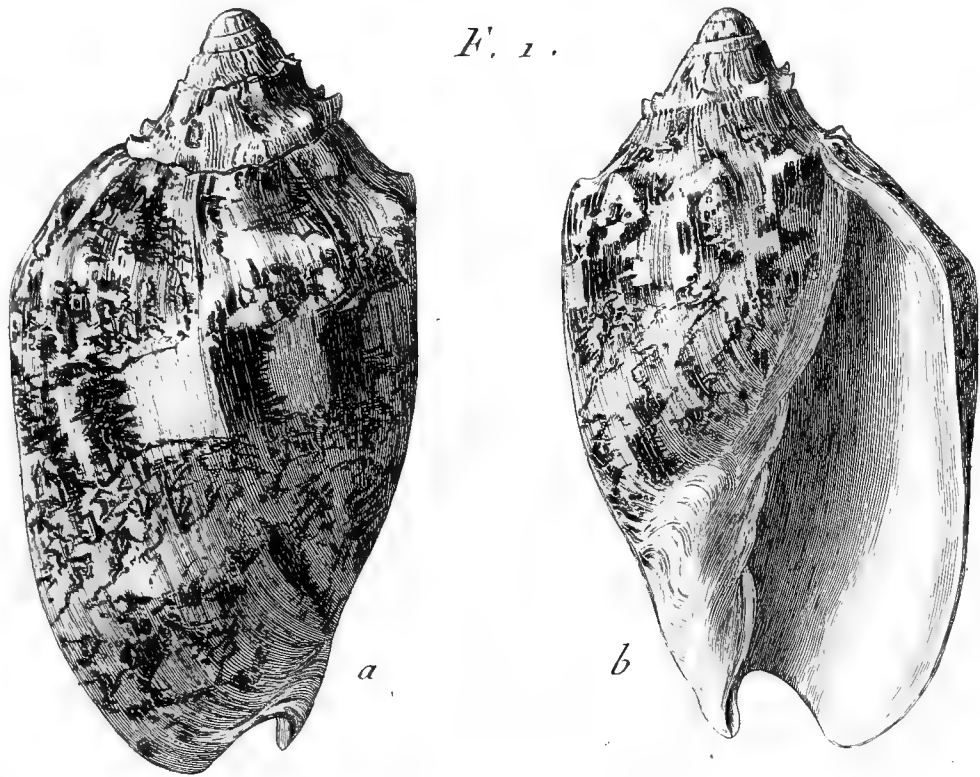
F. 8 .



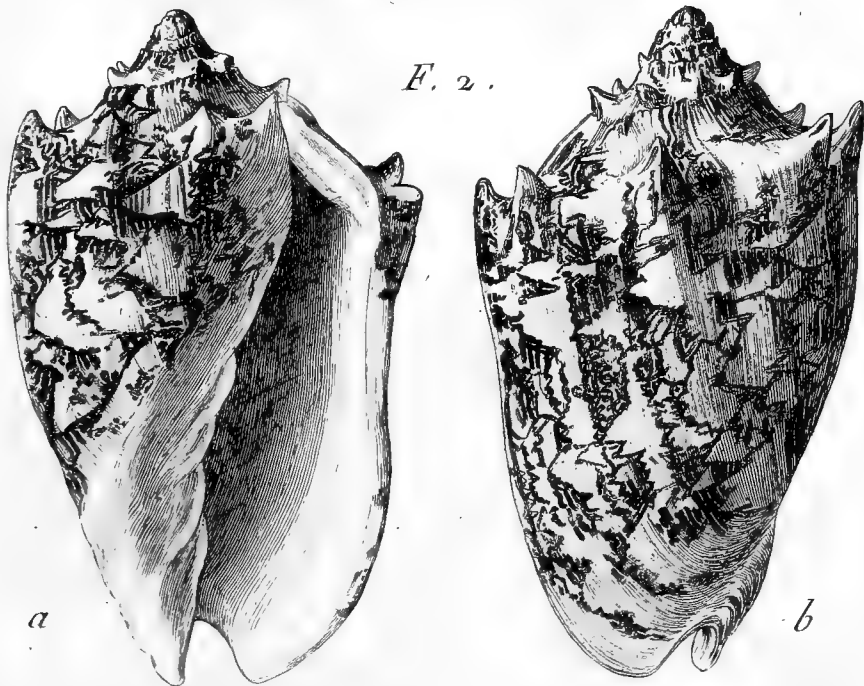
F. 8 .









*V. De R. Jacq. M. 1797.  
V. De R. Jacq. M. 1797.*





F. 1 .

a



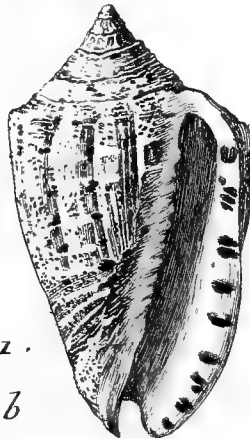
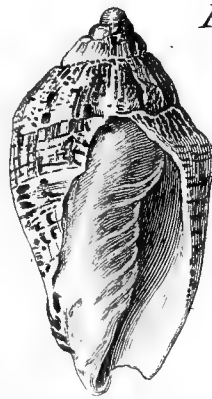
F. 2 .

a



F. 2 .

b



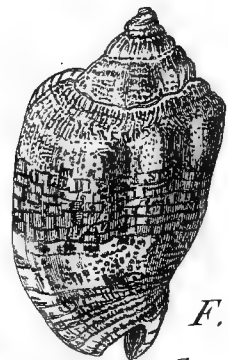
F. 1 .

b



F. 3 .

a



F. 3 .

b


F. 4 .



a

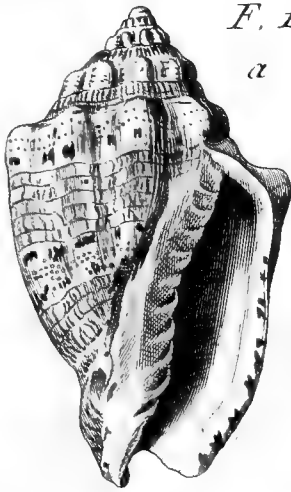


b

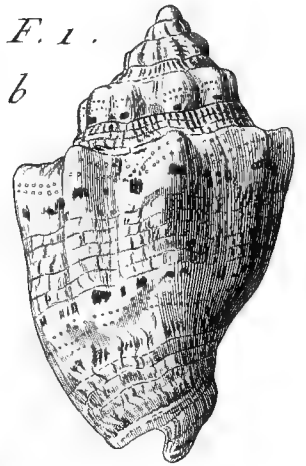




*Volute*



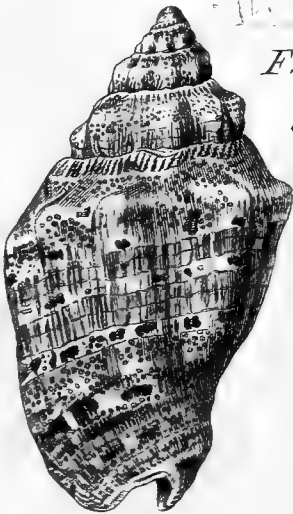
F. 1.  
a



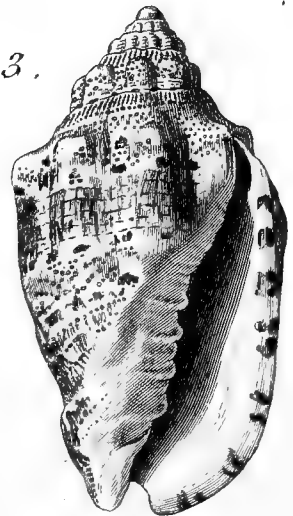
F. 1.  
b



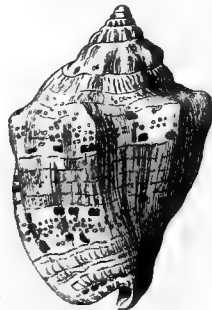
F. 2.




F. 3.  
a

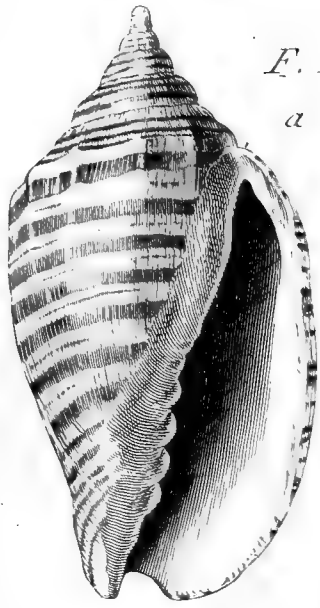


F. 3.  
b



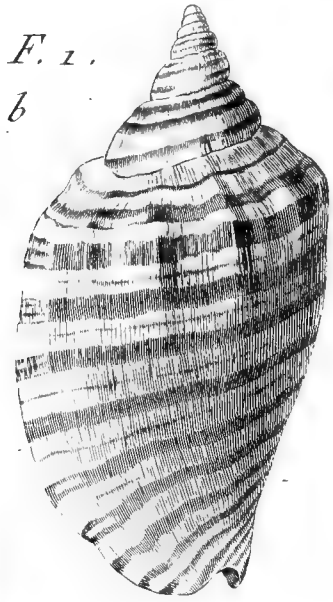
F. 4.





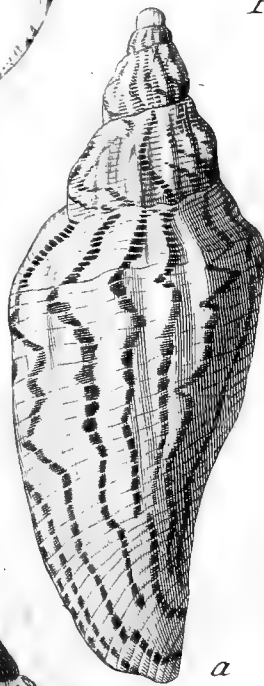
*F. 1.*

*a*



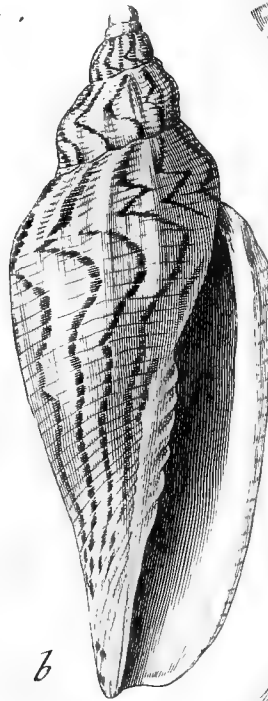
*F. 1.*

*b*




*F. 2.*

*a*

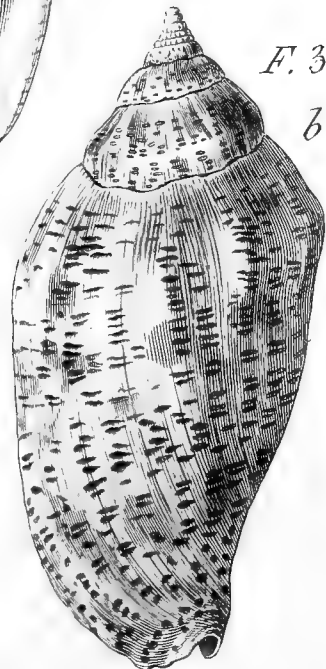


*b*




*F. 3.*

*a*



*F. 3.*

*b*



*F. 2.*



*F. 2.*

*a*




*F. 2.*

*b*



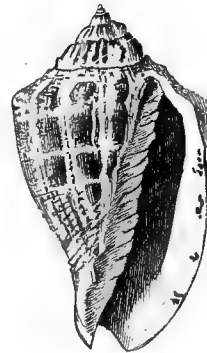
*F. 3.*


*a*

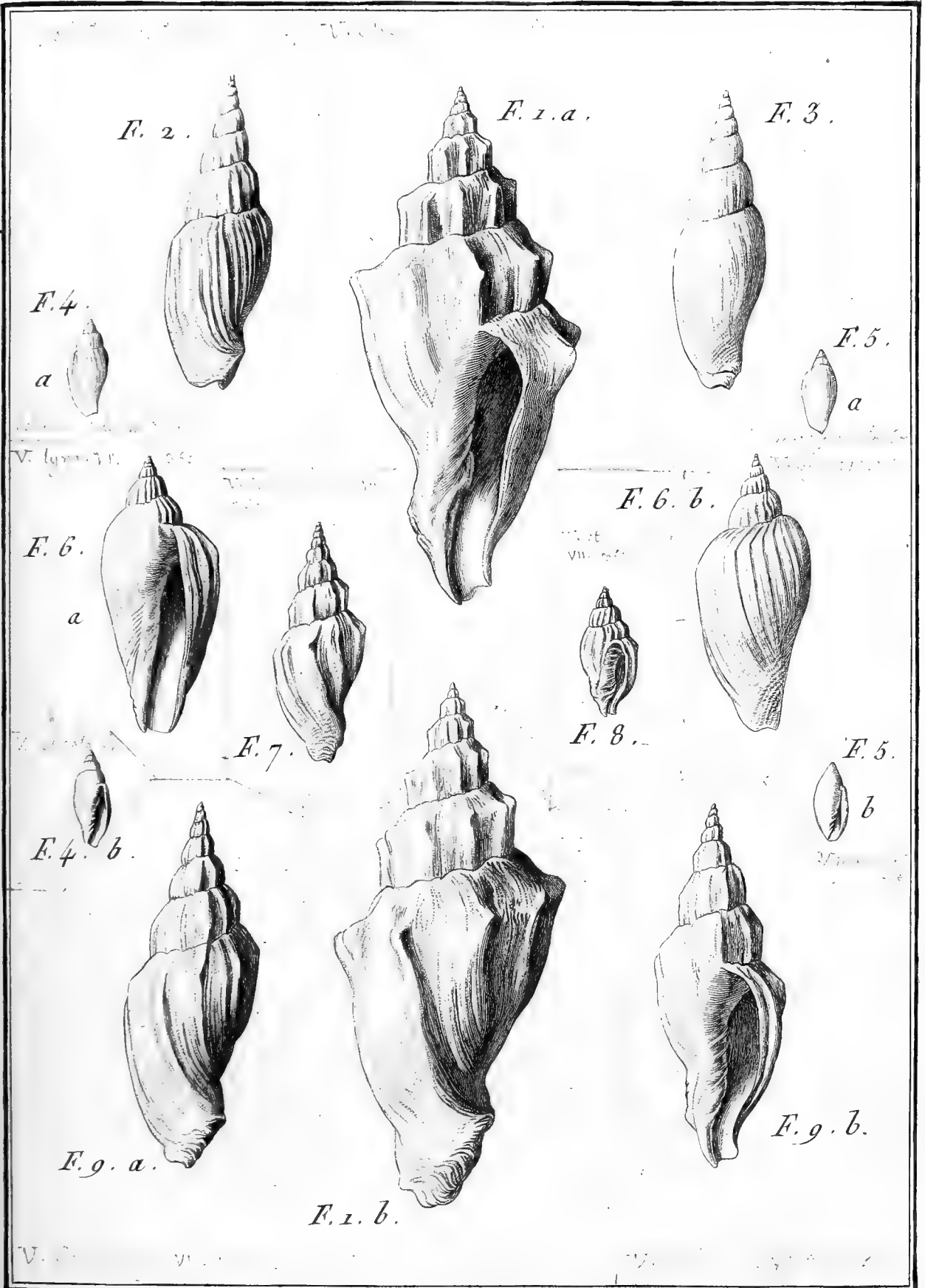


*F. 3.*

*b*






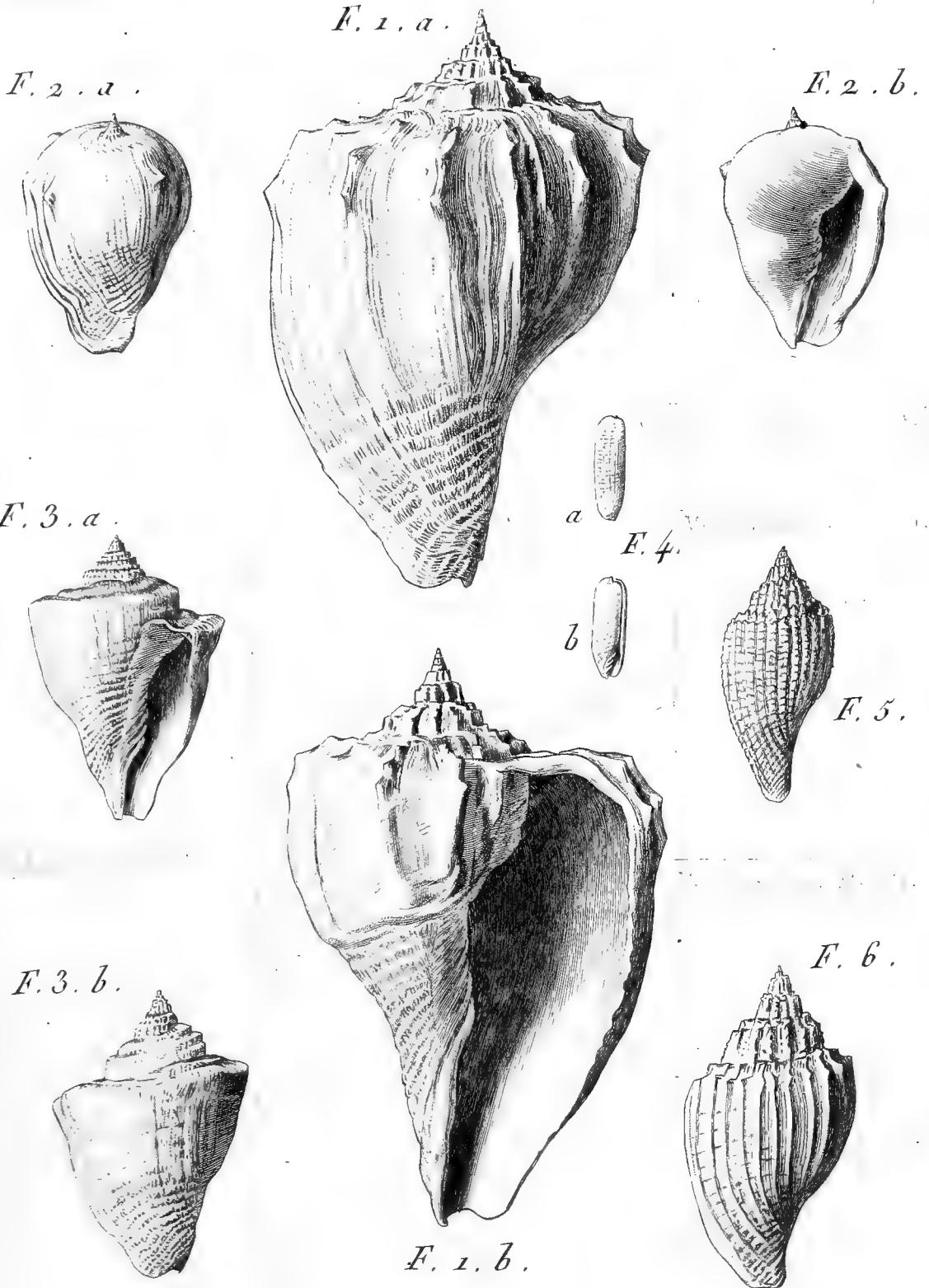



Marechal Del.

Benard Dir. escul.



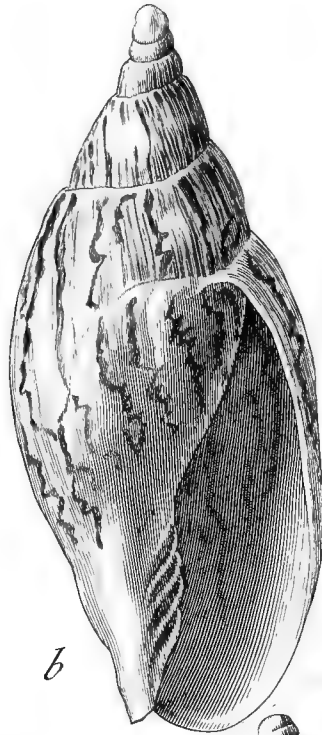







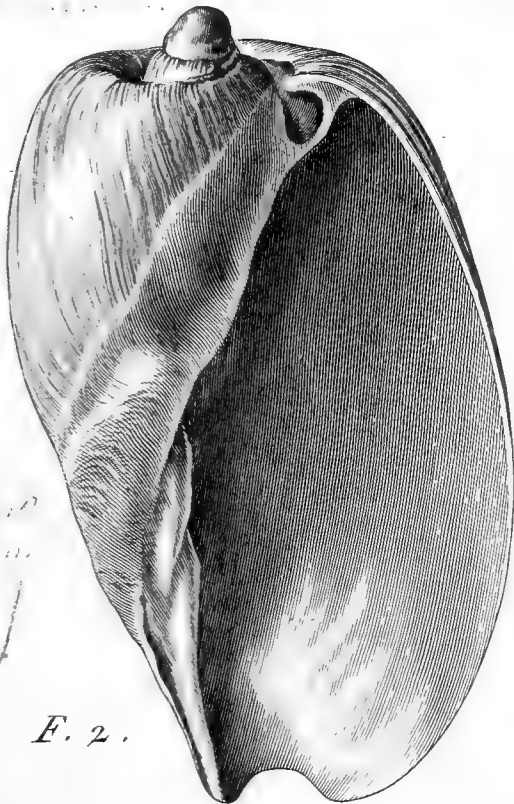
V. M.

F. 1.




a


b




F. 2.




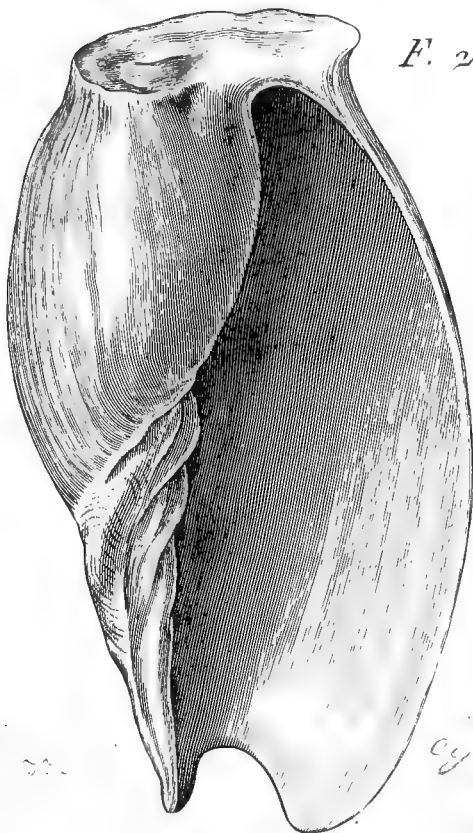
F. 3.



F. 1.



F. 2.



F. 3..

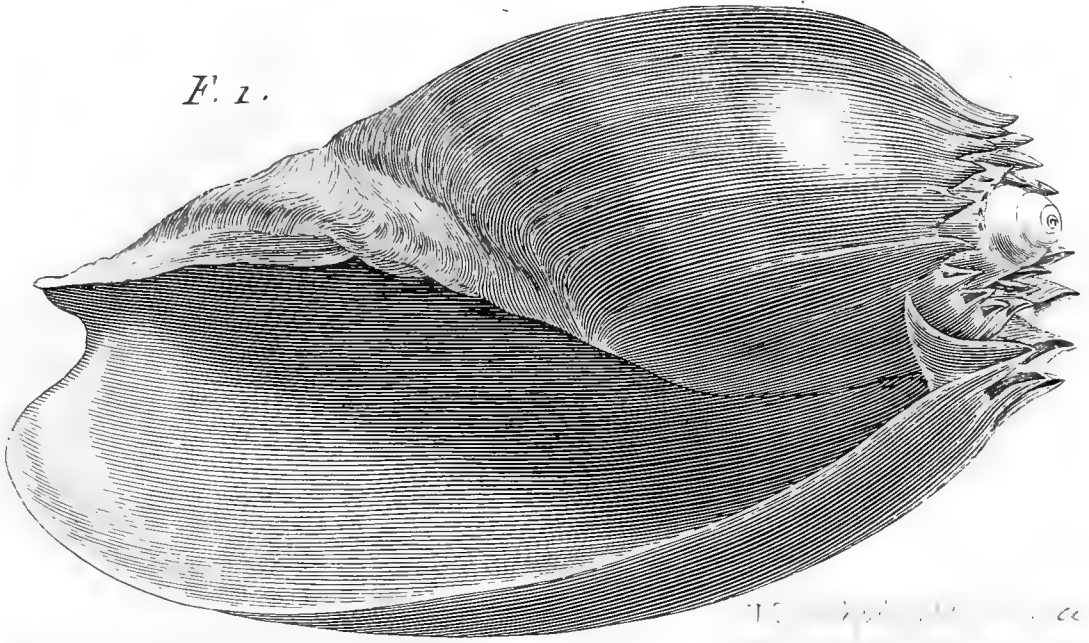


a

b





*F. 1.*




*V. ... 524*

*F. 2.*











F. 1.




F. 3.




F. 2.




*F. 2.*



*F. 1.*

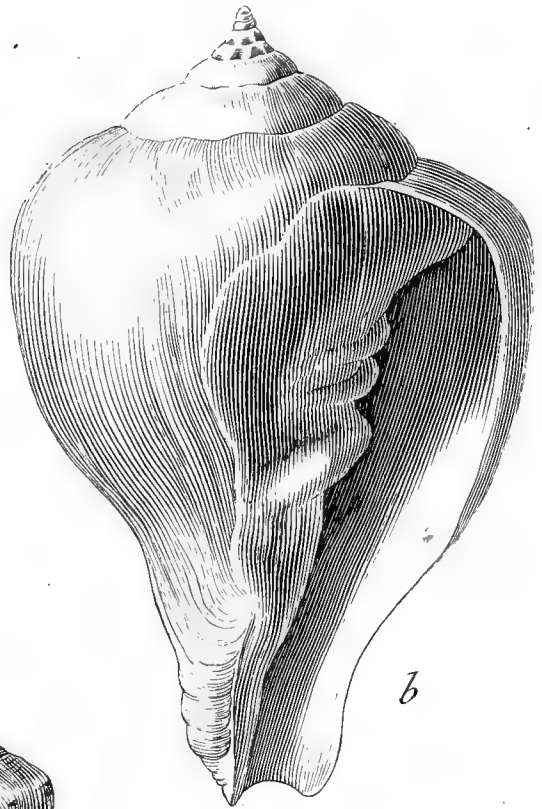




F. 1.

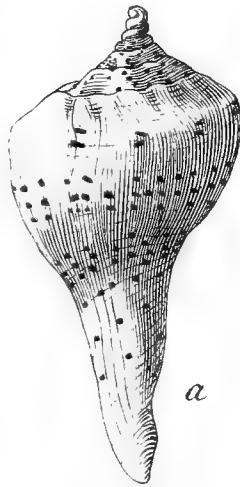


a



b

F. 2.

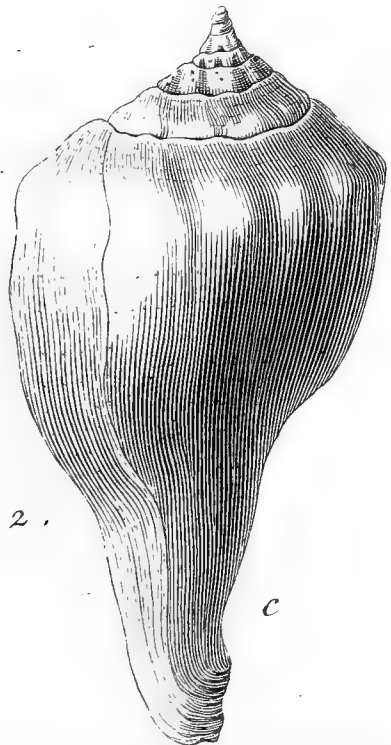


a




F. 2.

b



F. 2.

c



**T A B L E A U**  
**E N C Y C L O P É D I Q U E**  
**E T M É T H O D I Q U E**  
**D E S T R O I S R È G N E S D E L A N A T U R E .**





# T A B L E A U

## E N C Y C L O P É D I Q U E

### E T M É T H O D I Q U E

DES TROIS RÉGNES DE LA NATURE.

---

---

VINGT-TROISIÈME PARTIE.

---

---

MOLLUSQUES ET POLYPES DIVERS,

PAR M. LAMARCK.



A PARIS,

Chez M<sup>me</sup>. Veuve AGASSE, Imprimeur-Libraire, rue des Poitevins,  
N<sup>o</sup>. 6.

---

---

M. DCCCXVI.

1816



---

# LISTE

## DES OBJETS REPRÉSENTÉS

DANS LES PLANCHES DE CETTE LIVRAISON.

---

PLANCHE 391. *VOLUTA SCAPHA.*

- Pl. 392. Fig. 1. *MITRA mutica.*  
2. a. b. c. d. *Mitra terebellum.*  
3. a. b. *Mitra labratella.*  
4. a. b. *Voluta musicalis.*  
5. a. b. *Voluta spinosa.*

Pl. 393. ANCILLAIRE. *ANCILLARIA.*

- Fig. 1. a. b. *Ancillaria buccinoides.*  
2. a. b. *Ancillaria marginata.*  
3. a. b. *Ancillaria canalicifera.*  
4. a. b. *Ancillaria olivula.*  
5. a. b. *Ancillaria subulata.*  
6. a. b. *Ancillaria candida.*  
7. a. b. *Ancillaria glandiformis.*  
8. a. b. *Ancillaria cinnamomea.*

Pl. 394. NASSE. *NASSA.*

- Fig. 1. a. b. *Nassa arcularia.*  
2. Var. *Spirá cancellatá.*  
3. a. b. *Nassa ventricosa.*  
4. a. b. *Nassa mutabilis.*  
5. a. b. *Nassa clathrata.*  
6. *Nassa crenulata.*  
7. *Nassa olivacea.*  
8. a. b. *Nassa thersites.*  
9. a. b. *Nassa neritoides.*

Pl. 395. RICINULE. *RICINULA.*

- Fig. 1. a. b. *Ricinula horrida.*  
2. a. b. *Ricinula mutica.*  
3. a. b. *Ricinula arachnoides.*

- Fig. 4. a. b. *Ricinula aspera*.  
5. a. b. *Ricinula clathrata*.  
6. a. b. *Ricinula nodus*.  
7. a. b. *Ricinula digitata*.

Pl. 396. LICORNE. *MONOCEROS*.

- Fig. 1. a. b. *Monoceros imbricatum*.  
2. a. b. *Monoceros crassilabrum*.  
3. a. b. *Monoceros narval*.  
4. a. b. *Monoceros cingulatum*.  
5. a. b. *Monoceros glabratum*.

Pl. 397. POURPRE. *PURPURA*.

- Fig. 1. a. b. *Purpura persica*.  
2. *Purpura sertum*.  
3. a. b. *Purpura gemmulata*.  
4. *Purpura coronata*.  
5. a. b. *Purpura lineata*.  
6. *Purpura unifascialis*.

Pl. 398. POURPRE. *PURPURA*.

- Fig. 1. a. b. *Purpura succincta*.  
2. a. b. *Purpura squamosa*.  
3. a. b. *Purpura columellaris*.  
4. a. b. *Purpura textilosa*.  
5. a. b. *Purpura bicostalis*.

Pl. 399. BUCCIN. *BUCCINUM*.

- Fig. 1. a. b. *Buccinum undatum*.  
2. *Buccinum testudineum*.  
3. a. b. *Buccinum glaciale*.  
4. a. b. *Buccinum annulatum*.  
5. a. b. *Buccinum norvegicum*.

Pl. 400. BUCCIN. *BUCCINUM*.

- Fig. 1. a. b. *Buccinum lævigatum*.  
2. a. b. *Buccinum papillosum*.  
3. a. b. *Buccinum papyraceum*.  
4. a. b. *Buccinum achatinum*.  
5. a. b. *Buccinum glans*.  
6. a. b. *Buccinum cingulatum*.  
7. a. b. *Buccinum maculosum*.  
8. a. b. *Buccinum lineolatum*.

Pl. 401. EBURNE. *EBURNA*.

- Fig. 1. a. b. *Eburna glabrata*.  
2. a. b. *Eburna spirata*.  
3. a. b. *Eburna zeylanica*.  
4. a. b. *Eburna lutosa*.

Pl. 402. VIS. *TREBRA*.

- Fig. 1. a. b. *Terebra maculata*.  
2. a. b. *Terebra subulata*.  
3. a. b. *Terebra crenulata*.  
4. a. b. *Terebra vittata*.

Pl. 403. TONNE. *DOLIUM*.

- Fig. 1. *Dolium olearium*.  
2. a. b. *Dolium pomum*.  
3. a. b. *Dolium tessellatum*.

Pl. 404. HARPE. *HARPA*.

- Fig. 1. a. b. *Harpa ventricosa*.  
2. *Harpa rosea*.  
3. *Harpa nobilis*. a. b.  
4. *Harpa striata*.

Pl. 405. CASSIDAIRE. *CASSIDARIA*.

- Fig. 1. a. b. *Cassidaria tyrrhena*.  
2. a. b. *Cassidaria striata*.  
3. a. b. *Cassidaria echinophora*.

Pl. 406. CASQUE. *CASSIS*.

- Fig. 1. *Cassis tuberosa*.  
2. a. b. *Cassis crumena*.  
3. a. b. *Cassis flammea*.

Pl. 407. CASQUE. *CASSIS*.

- Fig. 1. a. b. *Cassis achatina*. É Nová Holl.  
2. *Cassis tuberosa*.  
3. a. b. *Cassis areola*.

Pl. 408. STROMBE. *STROMBUS*.

- Fig. 1. *Strombus tricornis*.  
2. a. b. *Strombus plicatus*.  
3. a. b. *Strombus succinctus*.  
4. a. b. *Strombus pugilis*.  
5. a. b. *Strombus cancellatus*.

Pl. 409. STROMBEE. *STROMBUS*.

- Fig. 1. a. b. *Strombus vittatus*.  
 2. *Strombus tricornis*.  
 3. a. b. *Strombus auris Dianae*.  
 4. a. b. *Strombus canalis*. Foss.

Pl. 410. PTÉROCÈRE. *PTEROCERA*.

- Fig. 1. a. b. *Pterocera millepeda*.  
 2. *Pterocera nodosa*.

Pl. 411. ROSTELLAIRE. *ROSTELLARIA*.

- Fig. 1. a. b. *Rostellaria curvirostra*.  
 2. a. b. *Rostellaria columbina*.  
 3. a. b. *Rostellaria fissurella*.

Pl. 412. RANELLE. *RANELLA*.

- Fig. 1. a. b. *Ranella bufonia*.  
 2. a. b. *Ranella ranina*. *M. gyrinus*. L.  
 3. *Ranella crumena*. *M. Rana*. L.  
 4. a. b. *Ranella granulata*.  
 5. a. b. *Ranella spinosa*.  
 6. *Ranella bitubercularis*.

Pl. 413. *RANELLA* et *TRITON*.

- Fig. 1. *Ranella gigantea*.  
 2. a. b. *Triton nubecula*.  
 3. a. b. *Triton anus*.  
 4. a. b. *Triton clathratum*.

Pl. 414. *RANELLA* et *TRITON*.

- Fig. 1. a. b. *Triton scrobiculator*.  
 2. a. b. *Triton cutaceum*.  
 3. a. b. *Ranella polyzonalis*.  
 4. *Ranella granifera*.

Pl. 415. *TRITON* et *MUREX*.

- Fig. 1. *Triton cancellatum*,  
 2. *Triton lotorium*.  
 3. *Triton distortum*.  
 4. a. b. *Triton pileare*.  
 5. *Murex microphyllus*.

Pl. 416. *TRITON*. *TRITON*.

- Fig. 1. a. b. *Triton maculosum*,

Fig. 2. *Triton succinctum*.

3. a. b. *Triton corrugatum*.

Pl. 417. ROCHER. *MUREX*.

Fig. 1. a. b. *Murex triqueter*.

2. a. b. *Murex acanthopterus*.

3. a. b. *Murex tripterus*.

4. a. b. *Murex trigonulus*.

Pl. 418. ROCHER. *MUREX*.

Fig. 1. a. b. *Murex jatonus*.

2. a. b. *Murex melanomathos*.

3. a. b. *Murex hexagonus*.

4. a. b. *Murex hemitripterus*.

5. a. b. *Murex tricarinatus*. FOSS.

Pl. 419. ROCHER. *MUREX*.

Fig. 1. a. b. *Murex vitulinus*.

2. *Murex crispatus*.

3. a. b. *Murex senticosus*.

4. a. b. *Murex magellanicus*.

5. a. b. *Murex peruvianus*.

6. a. b. *Murex scaber*.

7. a. b. *Murex vitulinus*.

8. a. b. *Murex costularis*.

Pl. 420. TRITON. *TRITON*.

Fig. 1. a. b. *Triton dolarium*.

2. *Triton maculosum*. JUNIUS.

3. a. b. *Triton lampas*.

Pl. 421. *MUREX et TRITON*.

Fig. 1. a. b. c. *Murex erinaceus*.

2. a. b. *Triton variegatum*.

Pl. 422. TRITON. *TRITON*.

Fig. 1. a. b. *Triton cutaceum*.

2. a. b. *Triton pileare*. Var.

3. *Triton cynocephalum*.

4. a. b. *Triton trochlea*.

5. a. b. *Triton undosum* et Var.

6. *Triton tranquebaricum*.

7. *Triton dolarium*.

Pl. 423. FUSEAU. *Fusus*.

- Fig. 1. *Fusus polygonus*.  
2. *Fusus longicauda*.  
3. *Fusus cariniferus*.  
4. *Fusus torulosus*.  
5. *Fusus incrassatus*.  
6. a. b. *Fusus syracusanus*.

Pl. 424. FUSEAU. *Fusus*.

- Fig. 1. *Fusus sinistralis*.  
2. *Fusus infundibulum*.  
3. *Fusus sulcatus*.  
4. *Fusus colus*.  
5. *Fasciolaria filamentosa*.  
6. *Fusus lignarius*.

Pl. 425. FUSEAUX FOSSILES.

- Fig. 1. a. b. *Fusus clavellatus*.  
2. a. b. *Fusus clavellatus*. Var.  
3. a. b. *Fusus longaevus*.  
4. *Fusus longaevus*. Var.  
5. *Fusus Noae*.  
6. *Fusus rugosus*.  
7. *Fusus scalaris*.  
8. a. b. *Fusus aciculatus*.

Pl. 426. FUSEAU. *Fusus*.

- Fig. 1. a. b. *Fusus pusio*.  
2. *Fusus tuba*.  
3. a. b. *Fusus aculeiformis*.  
4. *Fusus despectus*.  
5. *Fusus antiquus*.  
6. a. b. *Fusus afer*.

Pl. 427. FUSEAU. *Fusus*.

- Fig. 1. a. b. *Fusus bidens* (*M. granarius*).  
2. *Fusus collosseus*.  
3. a. b. *Fusus buccineus*.  
4. a. b. *Fusus cutaceus*.

Pl. 428. FUSEAU. *Fusus*.

- Fig. 1. a. b. *Fusus bulbiformis*.  
2. a. b. *Fusus ficulneus*.



- Fig. 3. a. b. *Fusus torulosus*.  
4. a. b. *Fusus excisus*.  
5. a. b. *Fusus muriceus* (*M. frondosus*).  
6. a. b. *Fusus funiculosus*. Var.  
7. a. b. *Fusus heptagonus*.  
8. a. b. *Fusus abbreviatus*.

Pl. 429. FUSEAU et FASCIOLAIRE.

- Fig. 1. a. b. *Fasciolaria cingulifera*.  
2. *Fusus islandicus*.  
3. a. b. *Fasciolaria craticulata*.  
4. a. b. *Fasciolaria lineata*.  
5. *Fusus filosus*.  
6. *Fusus pyrulaceus*.  
7. *Fusus ocelliferus*.

Pl. 430. FUSEAU et FASCIOLAIRE.

- Fig. 1. a. b. *Fasciolaria aurantiaca*.  
2. *Fusus corona* (la Couronne du Mexique).  
3. a. *Fusus morio*.  
4. b. *Fusus morio*. Var.  
5. *Fusus coronatus*.

Pl. 431. FASCIOLAIRE et STRUTHIOLAIRE.

- Fig. 1. a. b. *Struthiolaria nodulosa*.  
2. *Fasciolaria tulipa*.  
3. a. b. *Fasciolaria trapezium*.

Pl. 431 bis. TURBINELLE. *TURBINELLA*.

- Fig. 1. *Turbinella rapa*.  
2. a. b. *Turbinella scolymus*.

Pl. 431 bis\*. TURBINELLE. *TURBINELLA*.

- Fig. 1. a. b. c. *Turbinella umbilicaris*.  
2. *Turbinella globulus*.  
3. *Turbinella capitellum*.  
4. a. b. *Turbinella muricata*.

Pl. 432. PYRULE. *PYRULA*.

- Fig. 1. *Pyrula ficus*.  
2. *Pyrula reticulata*.  
3. a. b. *Pyrula myristica*.  
4. *Pyrula hippocastanum*.  
5. *Pyrula lineata*.

- Pl. 433. PYRULE. *PYRULA*, etc.  
 Fig. 1. *Triton clandestinum*.  
 2. a. b. *Pyrula spirata*.  
 3. *Pyrula carica*.  
 4. a. b. *Pyrula perversa*.
- Pl. 434. PYRULE. *PYRULA*.  
 Fig. 1. a. b. *Pyrula rapa*.  
 2. *Pyrula cochlidium*.  
 3. a. b. *Pyrula carnaria*.
- Pl. 435. PYRULE. *PYRULA*, etc.  
 Fig. 1. *Fusus raphanus*.  
 2. a. b. *Fusus neritoideus*.  
 3. a. b. c. d. e. *Pyrula melongena* et Var.
- Pl. 436. PYRULE. *PYRULA*.  
 Fig. 1. *Pyrula papyracea* et Var. *caudata*.  
 2. a. b. *Pyrula abbreviata*.  
 3. *Pyrula canaliculata*.
- Pl. 437. FUSEAUX et PYRULES.  
 Fig. 1. a. b. *Fusus contrarius*.  
 2. *Fusus scalarinus*. (*Fuso tessellato* affin.)  
 3. *Pyrula candelabrum*.  
 4. a. b. *Pyrula spirillus*.
- Pl. 438. PYRULE, etc.  
 Fig. 1. a. b. *Pleurotoma interrupta*.  
 2. a. b.  
 3. *Pyrula candelabrum*.  
 4. *Murex lyratus*. a. b.  
 5. a. b. *Murex scaber*. Var.
- Pl. 439. PLEUROTOME. *PLEUROTOMA*.  
 Fig. 1. a. b. *Pleurotoma babylonica*.  
 2. *Pleurotoma virgo*.  
 3. *Pleurotoma javana*.  
 4. *Pleurotoma crispa*.  
 5. *Pleurotoma undosa*.  
 6. *Pleurotoma marmorata*.  
 7. *Pleurotoma turbida*. Foss.  
 8. *Clavatula echinata*.

Fig. 9. a. b. *Pleurotoma conica*.

10. a. b. *Clavatula auriculifera*.

Pl. 440. PLEUROTOME. *PLEUROTOMA*, etc.

Fig. 1. a. b. *Clavatula imperialis*.

2. a. b. *Clavatula lineata*.

3. a. b. *Clavatula crenularis*.

4. *Pleurotoma clavicularis*.

5. a. b. *Pleurotoma spirata*.

6. a. b. *Pleurotoma filosa*.

7. a. b. *Pleurotoma multinoda*.

8. *Pleurotoma dentata*.

9. a. b. *Pleurotoma marginata*.

10. a. b. *Pleurotoma undata*.

11. a. b. *Pleurotoma lineolata*.

Pl. 441. PLEUROTOME, etc.

Fig. 1. a. b. *Fasciolaria cingulifera*.

2. a. b. *Triton dolarium*. Var.

3. a. b. *Murex sex-costatus*.

4. *Murex minax*.

5. a. b. *Murex torosus*.

6. a. b. *Fusus intortus*.

7. a. b. *Pleurotoma turris*.

8. *Pleurotoma turbida*.

9. a. b. *Fusus*.

Pl. 442. CÉRITE. *CERITHIUM*.

Fig. 1. a. b. *Cerithium ebumum*.

2. *Cerithium sulcatum*.

3. a. b. *Cerithium nodulosum*.

4. *Cerithium granulatum*.

Pl. 443. CÉRITE. *CERITHIUM*.

Fig. 1. a. b. *Cerithium semi-granosum*. È Nov. Holl.

2. a. b. *Cerithium vertagus*.

3. a. b. *Cerithium lineatum*.

4. a. b. *Cerithium obeliscus*.

5. a. b. *Cerithium aluco*.

Pl. 444. TROQUE. *TROCHUS*.

Fig. 1. a. b. *Trochus niloticus*.

2. a. b. *Trochus caerulescens*. È Nov. Holl.

Pl. 445. TROQUE. *TROCHUS*.

Fig. 1. a. b. *Trochus dolarius*.

- Fig. 2. a. b. *Trochus moniliferus*.  
3. a. b. *Trochus radians (cyclochalis)*.  
4. a. b. *Trochus imbricatus*.

Pl. 446. CADRAN. *SOLARIUM*.

- Fig. 1. a. b. *Solarium perspectivum*.  
2. a. b. *Solarium hybridum*.  
3. a. b. *Solarium laevigatum*.  
4. a. b. *Solarium patulum*. Foss.  
5. a. b. *Solarium granulatum*.  
6. a. b. *Solarium variegatum*.

Pl. 447. MONODONTE. *MONODONTA*.

- Fig. 1. a. b. *Monodonta labio*.  
2. a. b. *Monodonta viridis*. È Nov. Holl.  
3. a. b. *Monodonta undata*.  
4. a. b. *Monodonta retusa*. *Trochus tectum*.  
5. a. b. *Monodonta canalifera*.  
6. a. b. *Monodonta coronaria*.  
7. a. b. *Monodonta Pharaonis*.

Pl. 448. TURBO. *TURBO*.

- Fig. 1. a. b. *Turbo marmoratus*.  
2. a. b. *Turbo coronatus*.  
3. a. b. *Turbo smaragdus*.  
4. a. b. *Turbo setosus*.  
5. a. b. *Turbo cidaris*.

Pl. 449. PHASIANELLE. *PHASIANELLA*.

- Fig. 1. a. b. *Phasianella varia*. (C.) *Operculum*.  
2. a. b. *Phasianella*.

TURRITELLE. *TURRITELLA*.

- Fig. 1. a. b. *Turritella duplicata*.  
2. a. b. *Turritella*.  
3. a. b. *Turritella terebra*.

Pl. 450. STOMATE et STOMATELLE. *STOMATIA*. *STOMATELLA*.

- Fig. 1. a. b. *Stomatella auricula*.  
2. a. b. *Stomatella imbricata*.  
3. a. b. *Stomatella sulcata*.  
4. a. b. *Stomatella planulata*.  
5. a. b. *Stomatia phymotis*.

Pl. 451. DAUPHINULE. *DELPHINULA*.

- Fig. 1. a. b. *Delphinula laciniata*.  
2. a. b. *Delphinula calcar*. FOSS.

SCALAIRE. *SCALARIA*.

- Fig. 1. a. b. *Scalaria pretiosa*.  
2. a. b. *Scalaria crispa*. FOSS.  
3. a. b. *Scalaria clathrus*. Var.  
4. a. b. *Scalaria fimbriata*.  
5. a. b. *Scalaria coronata*.

Pl. 452. TORNATELLE. *TORNATELLA*.

- Fig. 1. a. b. *Tornatella flammea*.  
2. a. b. *Tornatella nitidula*.  
3. a. b. *Tornatella fasciata* (*V. tornatilis*).

PYRAMIDELLE. *PYRAMIDELLA*.

- Fig. 1. a. b. *Pyramidella musculosa*.  
2. a. b. *Pyramidella terebellum*.  
3. a. b. *Pyramidella plicata*.

Pl. 453. NATICE. *NATICA*.

- Fig. 1. a. b. *Natica canrena*.  
2. a. b. *Natica zonaria*.  
3. a. b. *Natica chinensis* (le Pavé chinois).  
4. a. b. *Natica maura*.  
5. a. b. *Natica mammilla*.  
6. a. b. *Natica stercus muscarum*.

Pl. 454. NÉRITE. *NERITA*.

- Fig. 1. a. b. *Nerita exuvia*.  
2. a. b. *Nerita peloronta*.  
3. a. b. *Nerita bizonalis*.  
4. a. b. *Nerita chlorostoma*.  
5. a. b. *Nerita plicata*.  
6. a. b. *Nerita undata*.  
7. a. b. *Nerita versicolor*.

Pl. 455. NÉRITINE. *NERITINA*.

- Fig. 1. a. b. *Neritina pulligera*.  
2. a. b. *Neritina punctulata*.  
3. a. b. *Neritina zebra*.  
4. a. b. *Neritina lineolata*.  
5. a. b. *Neritina fasciata*.  
6. a. b. *Neritina auriculata*.

Pl. 456. JANTHINE et NAVICELLE.

- Fig. 1. a. b. *Janthina fragilis*.  
2. a. b. *Janthina exigua*.  
1. a. b. c. d. *Navicella elliptica*.  
2. a. b. *Navicella lineata*.  
3. a. b. *Navicella tessellaria*.  
4. a. b. *Eadem major aut varietas*.

Pl. 457. AMPULLAIRE. AMPULLARIA.

- Fig. 1. a. b. *Ampullaria olivacea*. (*Apertura sinistra*.)  
2. a. b. *Ampullaria rugosa* (l'Idole).  
3. a. b. *Ampullaria fasciata* (le Cordon bleu).  
4. a. b. *Ampullaria intorta*. (*Apertura sinistra*.)

Pl. 458. PALUDINE, MÉLANIE, etc.

- Fig. 1. a. b. c. *Paludina achatina*.  
2. a. b. *Pirena madagascariensis*.  
3. a. b. *Melania semi-plicata*.  
4. a. b. *Melania granifera*.  
5. a. b. *Melania coarctata*.  
6. a. b. *Melania amarulá*.  
7. *Melanopsis costata*.  
8. *Melanopsis laevigata*.

Pl. 459. CONOVULE, LYMNÉE, etc.

- Fig. 1. a. b. *Physa castanea*.  
2. a. b. *Conovulus coniformis*.  
3. a. b. *Tornatella flammea*.  
4. a. b. *Pyramidella dolabrata*.  
5. a. b. *Lymnaea columna*.  
6. a. b. *Lymnaea stagnalis*.  
7. a. b. *Conovulus bulimoides*.

Pl. 460. PLANORBE, AURICULE.

- Fig. 1. a. b. *Planorbis cornea*.  
2. a. b. *Planorbis carinatus*.  
3. a. b. *Planorbis cornu arietis*.  
4. a. b. *Auricula auris Sileni*.  
5. a. b. *Auricula felis*.  
6. a. b. *Auricula auris Midæ*.

Pl. 461. CYCLOSTOME. CYCLOSTOMA.

- Fig. 1. a. b. *Cyclostoma unicarinata*.

- Fig. 2. a. b. *Cyclostoma lincina*.  
3. a. b. *Cyclostoma planorbula*.  
4. a. b. *Cyclostoma labeo*.  
5. a. b. *Cyclostoma volvulus*.  
6. a. b. *Cyclostoma flavula*.  
7. *Cyclostoma fasciata*.

Pl. 462. HÉLICE, etc. *HELIX*, etc.

- Fig. 1. a. b. *Helix (carocolla) acuta*.  
2. a. b. *Helix (carocolla) madagascariensis*.  
3. a. b. *Helix plicaria*.  
4. a. b. *Helix senegalensis*.  
5. a. b. *Helix planorbella*.  
6. a. b. *Helix unizonalis*.

Pl. 463. LIMACE, PARMACELLE, TESTACELLE, etc.

- Fig. 1. *Limax sylvaticus*. Drap.  
2. *Limax rufus*.  
3. a. b. *Parmacella Olivieri*.  
4. a. b. c. *Testacella haliotoidea*.  
5. a. b. *Dolabella callosa*.

Pl. 464. FIROLE, CARINAIRE, HYALE, etc.

- Fig. 1. *Pterotrachea Peronii*.  
2. a. b. *Phylliroe bucephala*.  
3. *Carinaria fragilis*.  
4. *Cymbulia proboscidea*. (a. b. c.)  
5. *Hyalaea tridentata*. (a. b.)  
6. a. b. *Hyalæa*.  
7. *Hyalaea teniobranchea*.

Pl. 465. BÉLEMNITE, ORTOCÈRE, SPIRULE, etc.

- Fig. 1. Bélemnites.  
2. a. b. c. *Orthocera raphanus*.  
3. a. b. c. *Orthocera legumen*.  
4. a. b. c. *Nodosaria radricula*.  
5. a. b. *Spirula australis*.  
6. *Lituola nautiloides*.  
7. a. b. c. *Spirolina cylindracea*.  
8. *Renulites opercularis*.

Pl. 466.

- Fig. 1. a. b. *Lituola deformis*.  
2. a. b. *Spirolina cylindracea*.

- Fig. 3. a. b. *Nodosaria clavulus*.  
4. *Lituola nautiloides*.  
5. *Lenticulites rotulata*.  
6. a. b. *Discorbula ariminen̄sis*.  
7. a. b. c. *Discorbites vesicularis*.  
8. a. b. *Rotalites trochidiformis*.  
9. a. b. c. d. *Pulvinulus repandus*.  
10. a. b. c. *Pulvinulus asterisans*.

Pl. 467. CRISTELLAIRE. CRISTELLARIA.

- Fig. 1. a. b. c. *Cristellaria planata*.  
2. a. b. c. *Cristellaria dilatata*.  
3. a. b. c. d. *Cristellaria eassis*.  
e. f. g. *Cristellaria producta*.  
4. a. b. *Cristellaria serrata*.  
c. d. *Cristellaria papilionacea*.  
5. a. b. c. *Cristellaria undata*.  
6. a. b. c. *Cristellaria galea*.  
7. a. b. c. *Cristellaria acutauricularis*.

Pl. 468. ORBICULINE. ORBICULINA.

- Fig. 1. a. b. c. *Orbiculina nummata*.  
2. a. b. c. *Orbiculina adunca*.  
3. a. b. c. *Orbiculina angulata*.

Pl. 469. MÉLONITE et MILIOLITE.

- Fig. 1. a. b. c. d. e. *Melonites sphaerica*.  
f. g. *Melonites sphaeroidea*.  
2. a. b. c. *Miliolites cor anguinum*.  
3. a. b. c. *Miliolites saxorum*.

Pl. 470. VORTICIALE et SIDÉROLITE.

- Fig. 1. a. b. c. *Vorticialis strigilata*.  
2. a. b. c. *Vorticialis depressa*.  
3. a. b. *Vorticialis marginata*.  
4. a. b. c. d. e. f. g. h. i. k. *Siderolites calcitrapoides*.

Pl. 471. NUMMULITE et NAUTILE.

- Fig. 1. a. b. *Nummulites lenticularis*.  
2. a. b. *Nummulites mammila*.  
3. a. b. *Nautilus pompilius*.

Pl. 472. CRISTATELLE, ALCYONELLE, etc.

- Fig. 1. a. b. *Diffugia protaeiformis*.



- Fig. 2. a. b. *Cristatella vagans*.  
3. a. b. c. d. *Alcyonella stagnarum*.  
4. a. b. c. *Plumatella campanulata*.

Pl. 473. TUBULAIRE, CORNULAIRE, etc.

- Fig. 1. *Tubularia indivisa*.  
2. *Cornularia rugosa*.  
3. a. b. *Campanularia volubilis*.  
4. a. b. *Campanulariae volubilis ic. altera*.

Pl. 474. SERTULAIRE. SERTULARIA.

- Fig. 1. a. b. *Sertularia abietina*.  
2. a. b. *Sertularia cupressina*.

Pl. 475. ANTENNULAIRE et SÉRIALAIRE.

- Fig. 1. a. b. c. *Antennularia indivisa*.  
2. a. b. *Serialaria lendigera*.

Pl. 476. PLUMULAIRE. PLUMULARIA.

- Fig. 1. a. b. *Plumularia myriophyllum*.  
2. a. b. *Plumularia pennatula*.

Pl. 477. CELLAIRE, ANGUINAIRE.

- Fig. 1. a. b. *Cellaria neritina*.  
2. a. b. *Cellaria reptans*.  
3. a. b. *Cellaria salicornia*.  
4. a. b. *Anguinaria spatulata*.

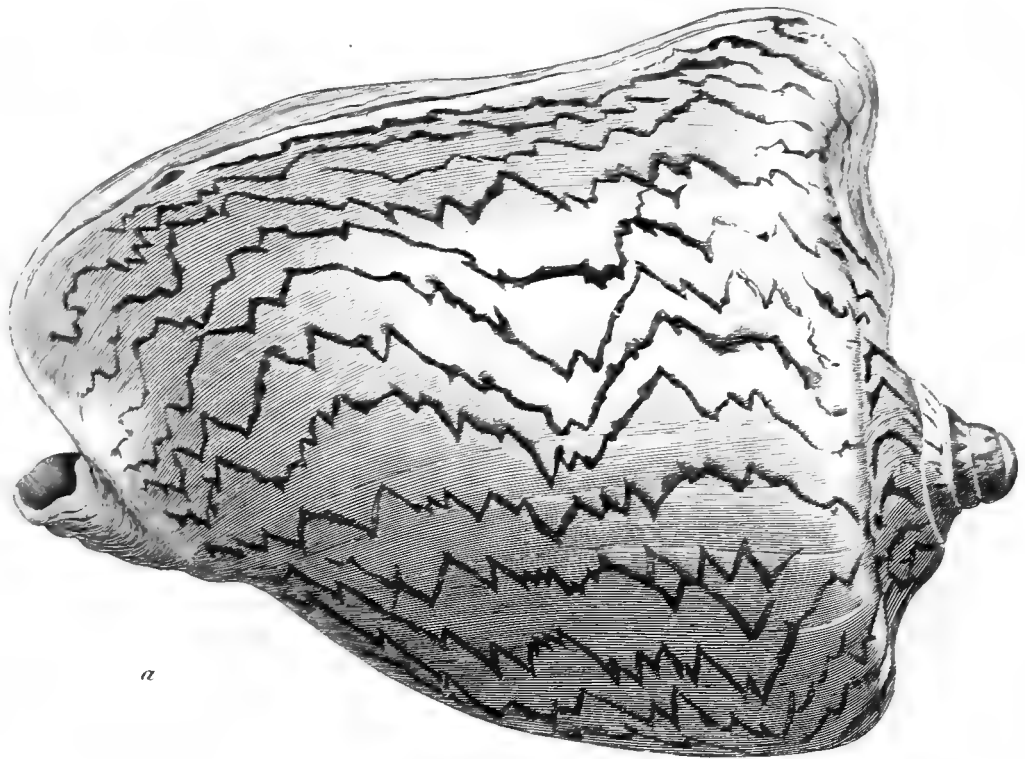
Pl. 478. DICHOTOMAIRE, ACÉTABULE, etc.

- Fig. 1. *Dichotomaria fruticulosa*.  
2. *Dichotomaria marginata*.  
3. *Acetabulum mediterraneum*.  
4. a. b. c. *Flustra foliacea*.  
5. a. b. c. *Flustra bombycina*.

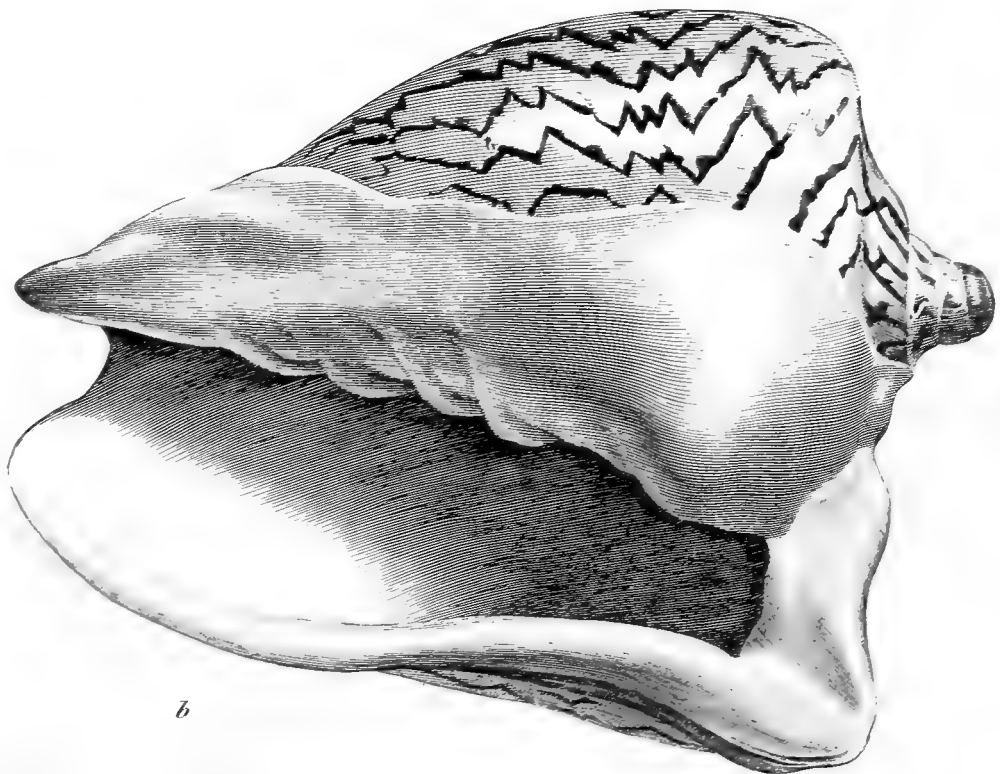
Pl. 479. TUBULIPORE, DISCOPORE, etc.

- Fig. 1. *Tubulipora transversa*.  
2. *Tubulipora fimbria*.  
3. a. b. *Tubulipora orbiculus*.  
4. *Discopora reticulum*.  
5. a. b. *Discopora verrucosa*.  
6. a. b. *Lunulites radiata*.  
7. *Ovulites margaritula*.  
8. *Ovulites elongata*.

- Pl. 480. CELLÉPORE, ESCHARE, etc.  
Fig. 1. a. b. *Cellepora pumicosa*.  
2. a. b. *Eschara foliacea*.  
3. *Retepora cellulosa*.  
4. *Retepora frondiculata*.
- Pl. 481. DISTICHOPORE, MILLÉPORE.  
Fig. 1. a. b. *Distichopora violacea*.  
2. a. b. *Millepora truncata*.  
3. *Millepora alcicornis*.
- Pl. 482. TUBIPORE et CARYOPHYLLIE.  
Fig. 1. a. b. *Tubipora musica*.  
2. *Caryophyllia cyathus*.  
3. *Sarcinula organum*.  
4. *Caryophyllia flexuosa*.
- Pl. 483. FONGIE, CYCLOLITE, etc.  
Fig. 1. a. b. *Fungia agariciformis*.  
2. *Fungia compressa*.  
3. *Turbinolia caryophyllus*.  
4. *Turbinolia crispa*.  
5. a. b. *Cyclolites hemisphaerica*.  
6. a. b. *Cyclolites cristata*.
- Pl. 484. AGARICE. AGARICIA.  
Fig. 1. 2. *Agaricia cucullata*.
- Pl. 485. MÉANDRINE. MEANDRINA.  
Fig. 1. *Meandrina pectinata*.  
2. *Meandrina phrygia*.
- Pl. 486. ASTRÉE. ASTREA.  
Fig. 1. 2. *Astrea annularis*.  
3. 4. *Astrea stellulata*.  
5. 6. *Astrea*.  
7. 8. *Astrea pleiades*.
- Pl. 487. MADRÉPORE. MADREPORA.  
Fig. 1. *Madrepora abrotanoides*.
- Pl. 488. OCULINE. OCULINA.  
Fig. 1. *Oculina virginea*.
-



*a*



*b*



F. 1. a.



F. 2. a.



F. 1. b.



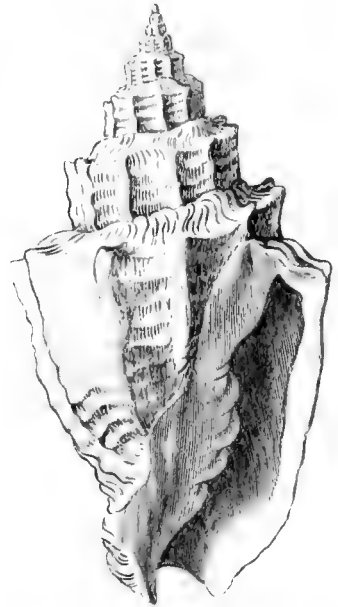
F. 4. a.



F. 2. b.



F. 2. b.



F. 3. a.



F. 5. a.



F. 5. b.



F. 3. b.





F. 1. a.



F. 1. b.



F. 2.

a.



b.



F. 3. a.



F. 3. b.



F. 4.

a.



b.



F. 5. a.



F. 5. b.



F. 6.

a.



b.



F. 7. a.



F. 7. b.




F. 8.

a.



b.







F. 1.



F. 3.



F. 2.




F. 4.



F. 5.



F. 9.



F. 7.




F. 6.

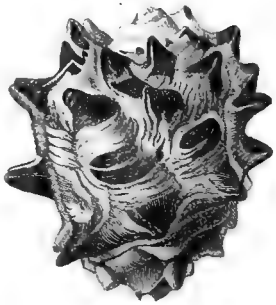


F. 8.

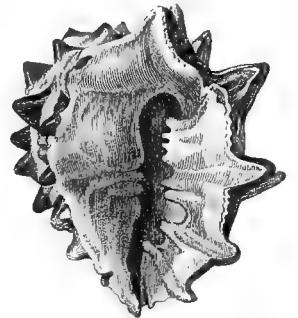




F. 1. a.



F. 1. b.



F. 2.

a



b



F. 3. a.



F. 4.

a




b



F. 3. b.



F. 5. a.



F. 6.

a



a



F. 5. b.




F. 7.

a



b.





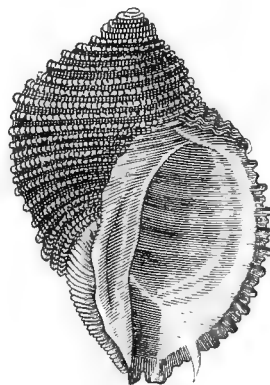
F. 1. a.



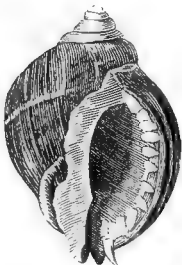
F. 2. a.




F. 1. b.



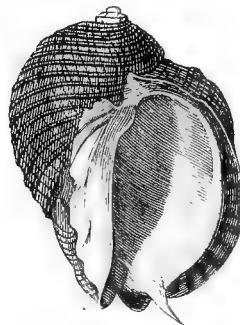
F. 2. b.




F. 3. a.



F. 3. b.



F. 5. a.



F. 4. a.




F. 4. b.




F. 5. b.

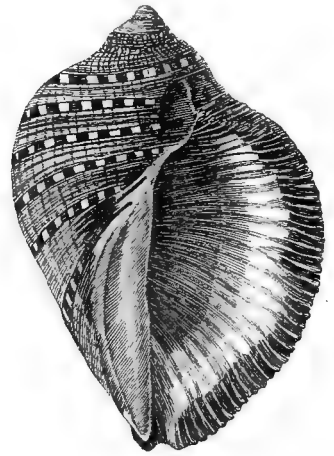





F. 1. a.



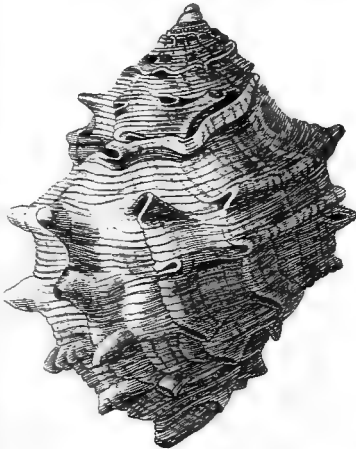
F. 1. b.



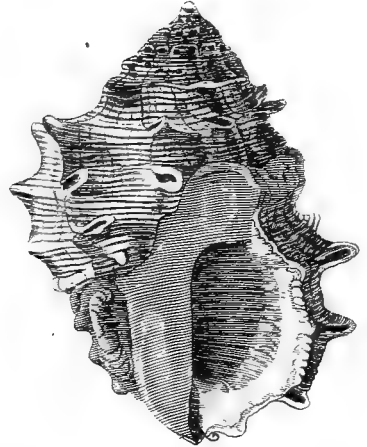
F. 2.



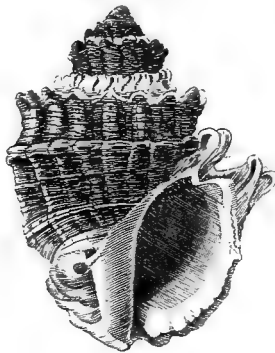
F. 3. a.



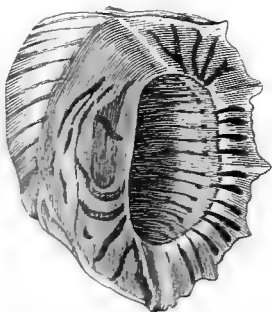
F. 3. b.



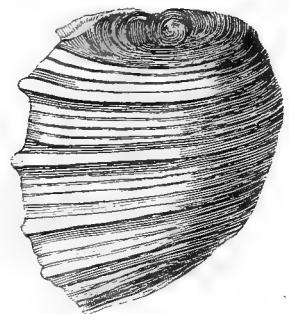
F. 4.



F. 5. a.



F. 5. b.



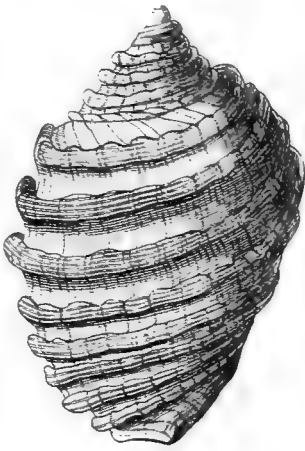
F. 6.







F. 1. a.




F. 1. b.



F. 2. a.



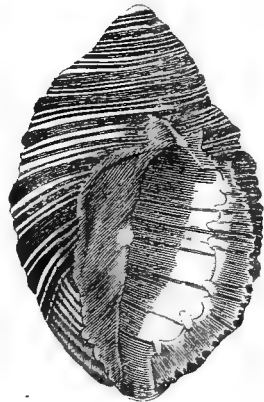
F. 3. a.



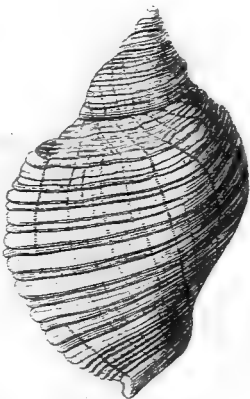
F. 2. b.



F. 3. b.

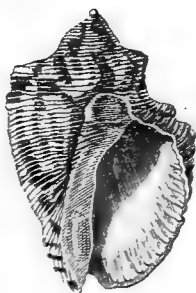


F. 4. a.



F. 5.

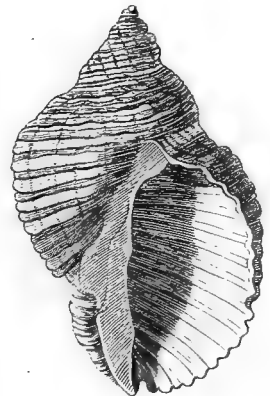
a.



b.

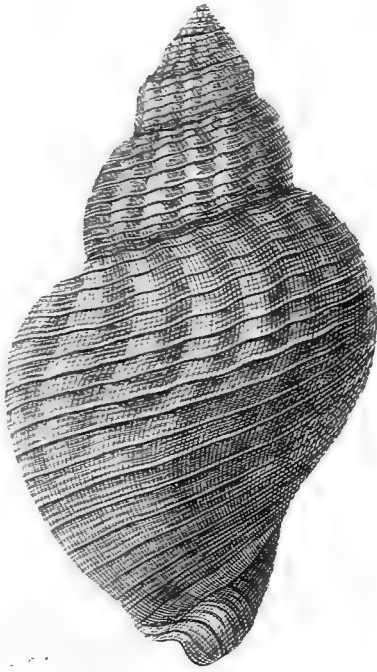


F. 4. b.






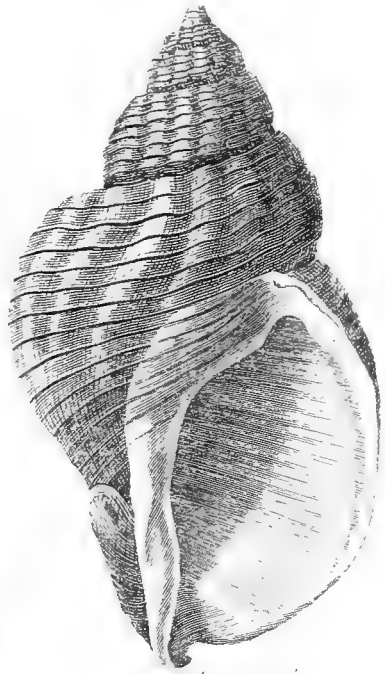
F. 1. a.



F. 2.



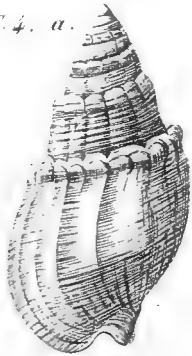
F. 1.



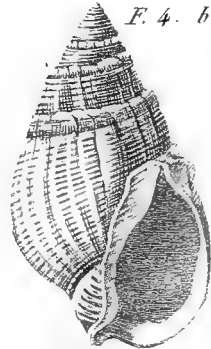
F. 3. a.



F. 4. a.




F. 4. b.



F. 3. b.




F. 5. a.




F. 5. b.





F. 1. a.



F. 2.

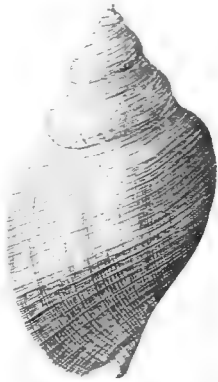


F. 1. b.



F. 4.

F. 3. a.




a.



b.

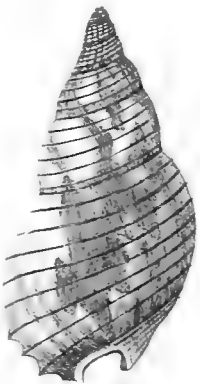


F. 3. b.

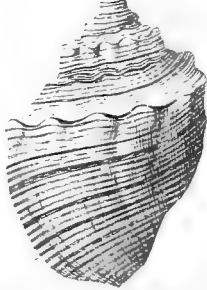


F. 6.

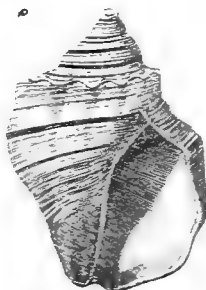
F. 5. a.




a.



b.



F. 5. b.



F. 8.

F. 7. a.



a.



b.



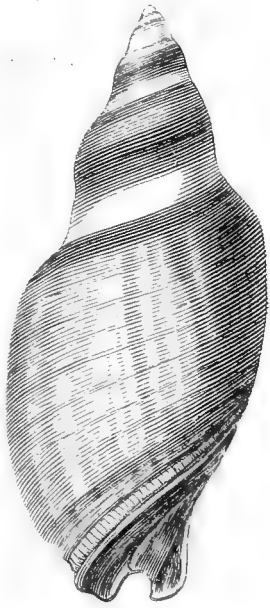
F. 7. b.



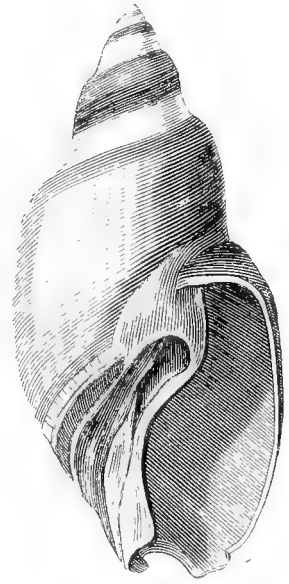
Descece del. f.



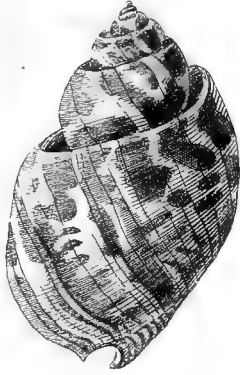
F. 1. a.




F. 1. b.




F. 2. a.



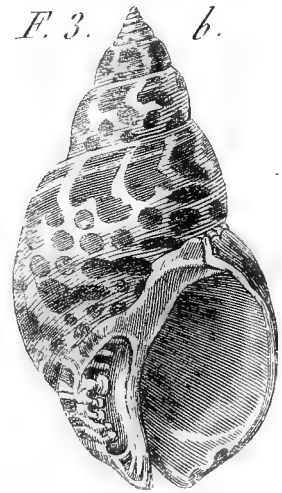
F. 2. b.



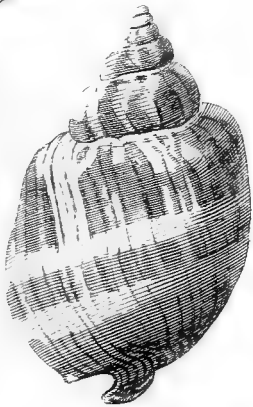
F. 3. a.



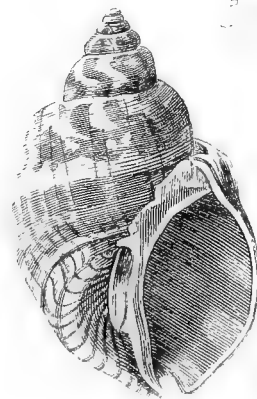
F. 3. b.



a.



F. 4.



b.





F. 1. a.



F. 1. b.



F. 2.

a.



b.



F. 5.

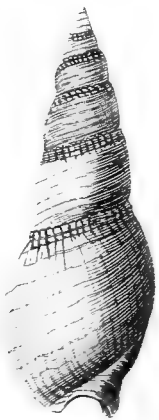
F. 3. a.



F. 3. b.



F. 4. a.




F. 4. b.



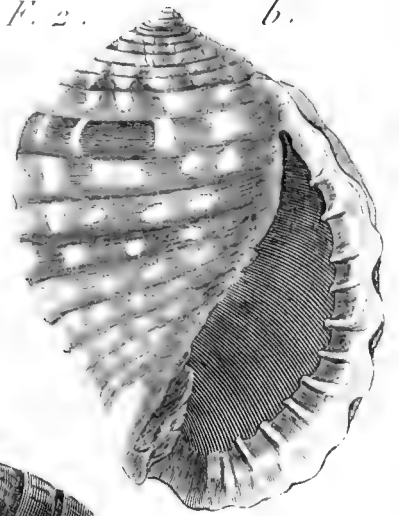
Descoit. del. et sculp.




F. 2. a.



F. 2. b.



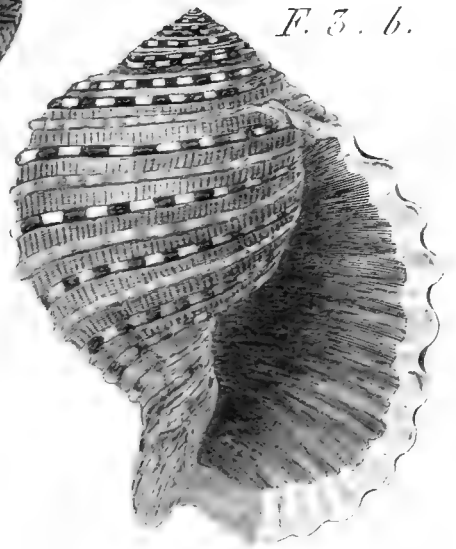
F. 1.



F. 5. a.



F. 3. b.






F. 1.

a.



b.




F. 2.



F. 3.

a.



F. 5.

b.



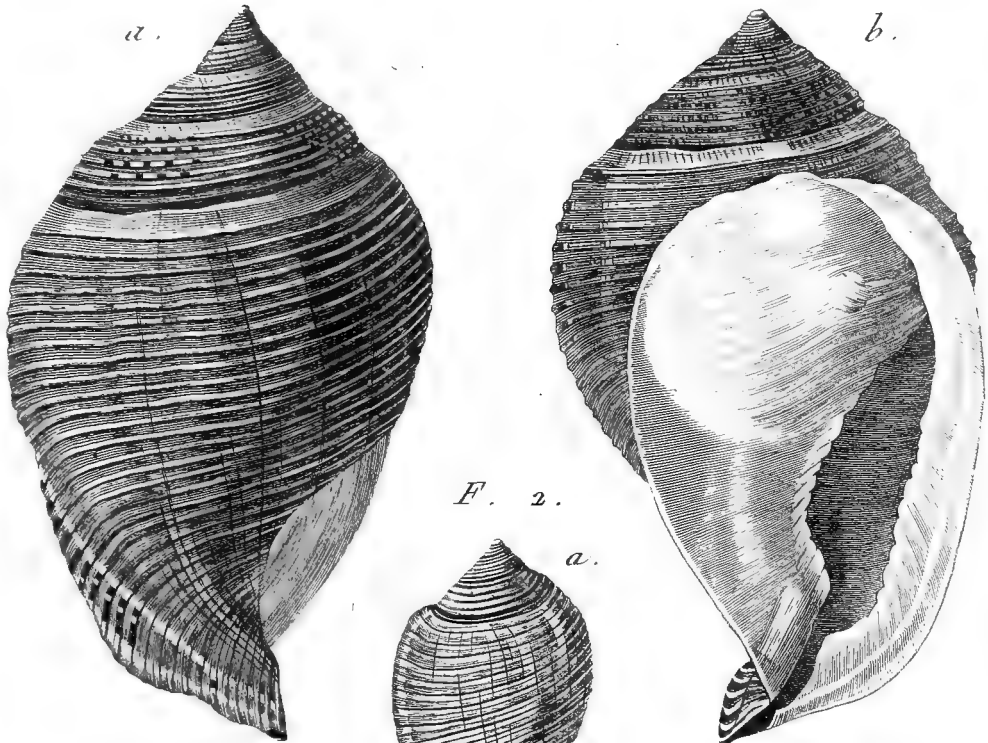
F. 4.



Dosene del.



F. 1.




F. 2.

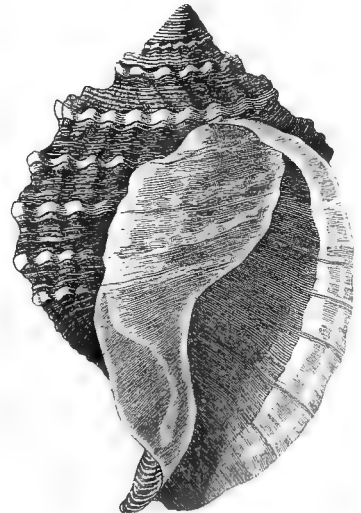
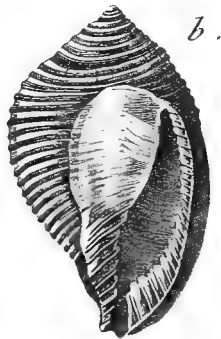


F. 3. a.


F. 3. b.



F. 2.



Deser. del. et. D.





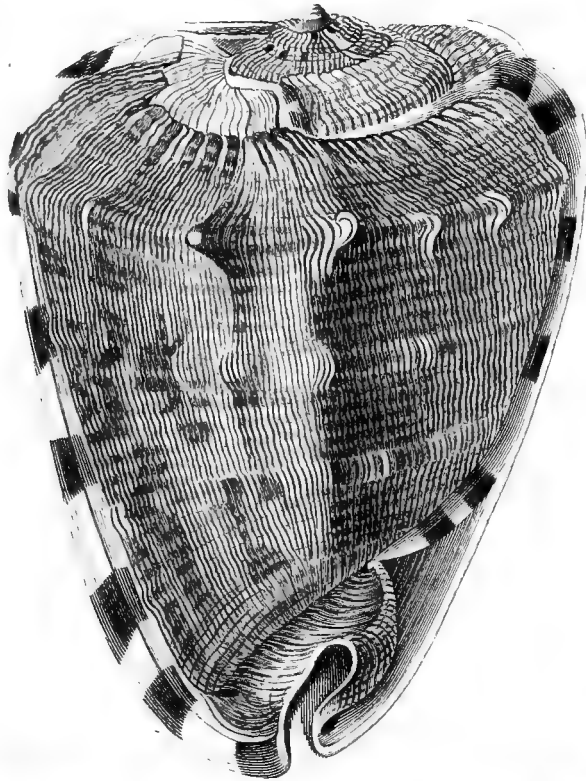
F. 2. a.




F. 2. b.



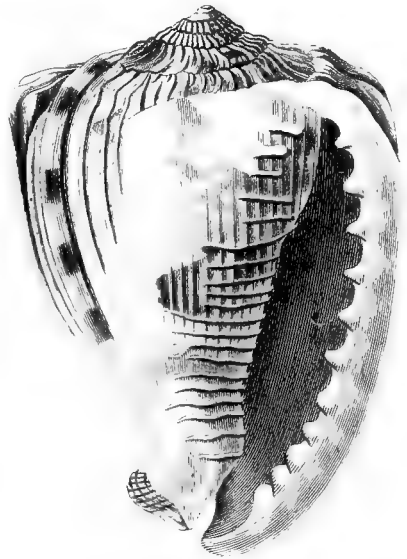
F. 1.




F. 3. a.




F. 3. b.



Descoe del. et. D<sup>e</sup>



F. 1. a.




F. 1. b.




F. 2




F. 3. a.



F. 3. b.





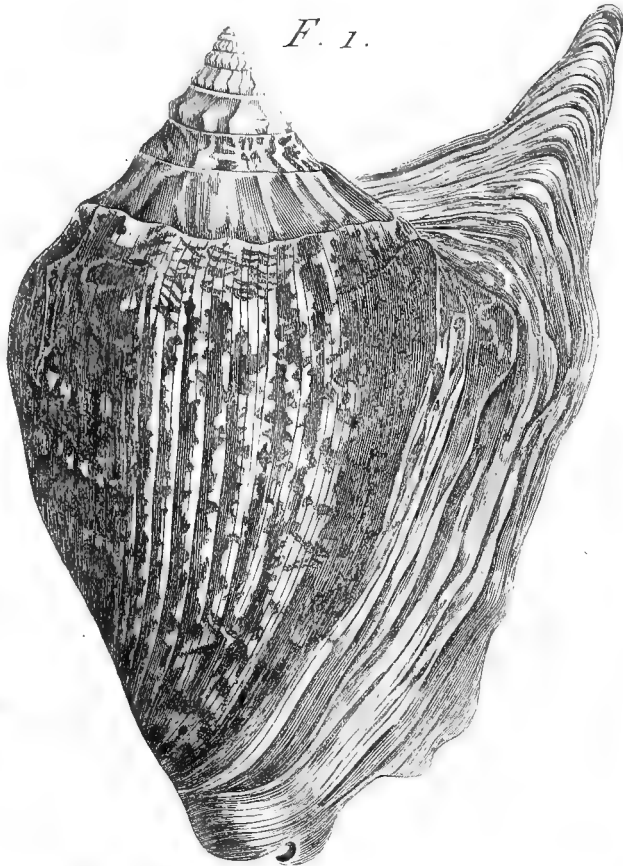
*F. 2. a.*



*F. 2. b.*



*F. 1.*



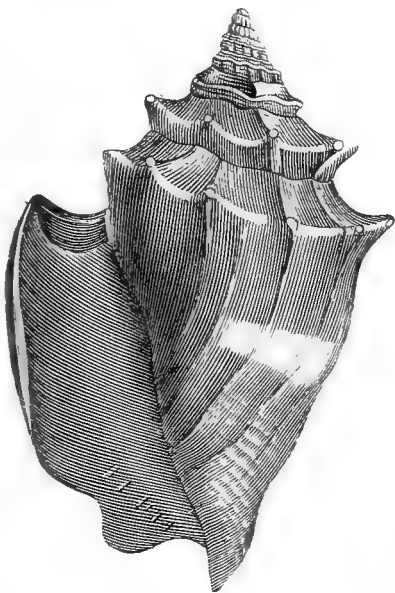
*F. 3. a.*



*F. 3. b.*



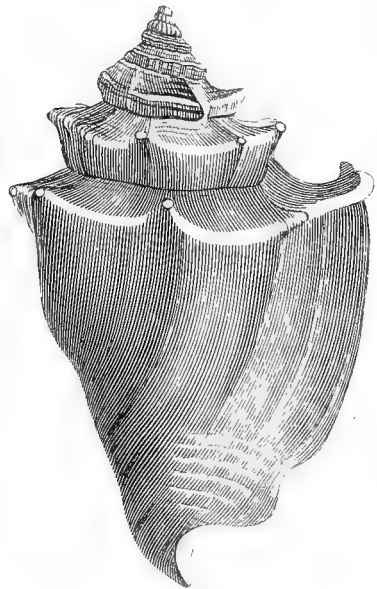
*F. 4. a.*



*F. 5. a.*




*F. 4. b.*



*F. 5. b.*




*Desève del.*

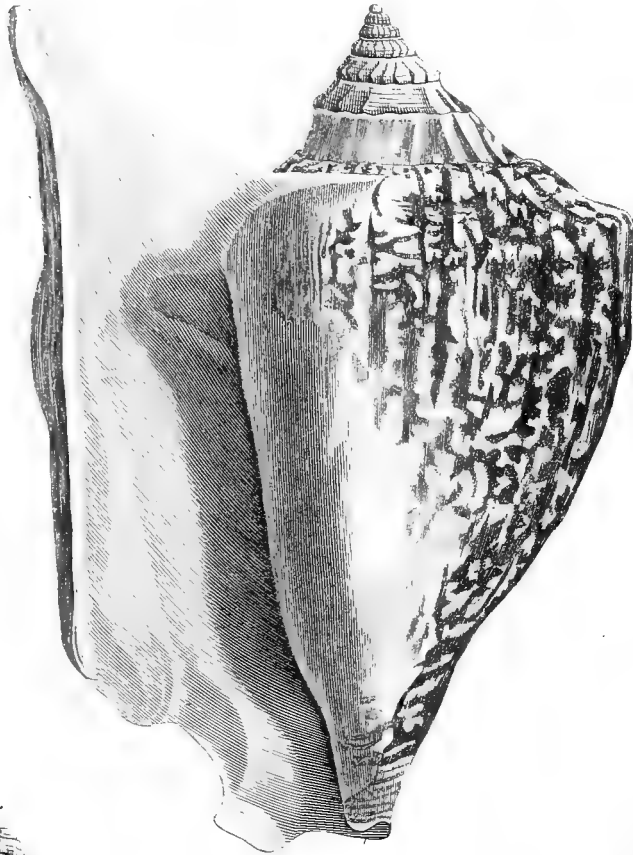
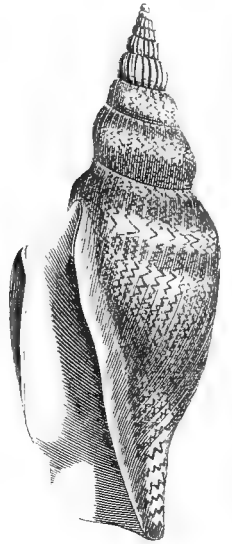


F. 2.


F. 1. a.



F. 1. b.



F. 3. a.



F. 3. b.



F. 4. a.



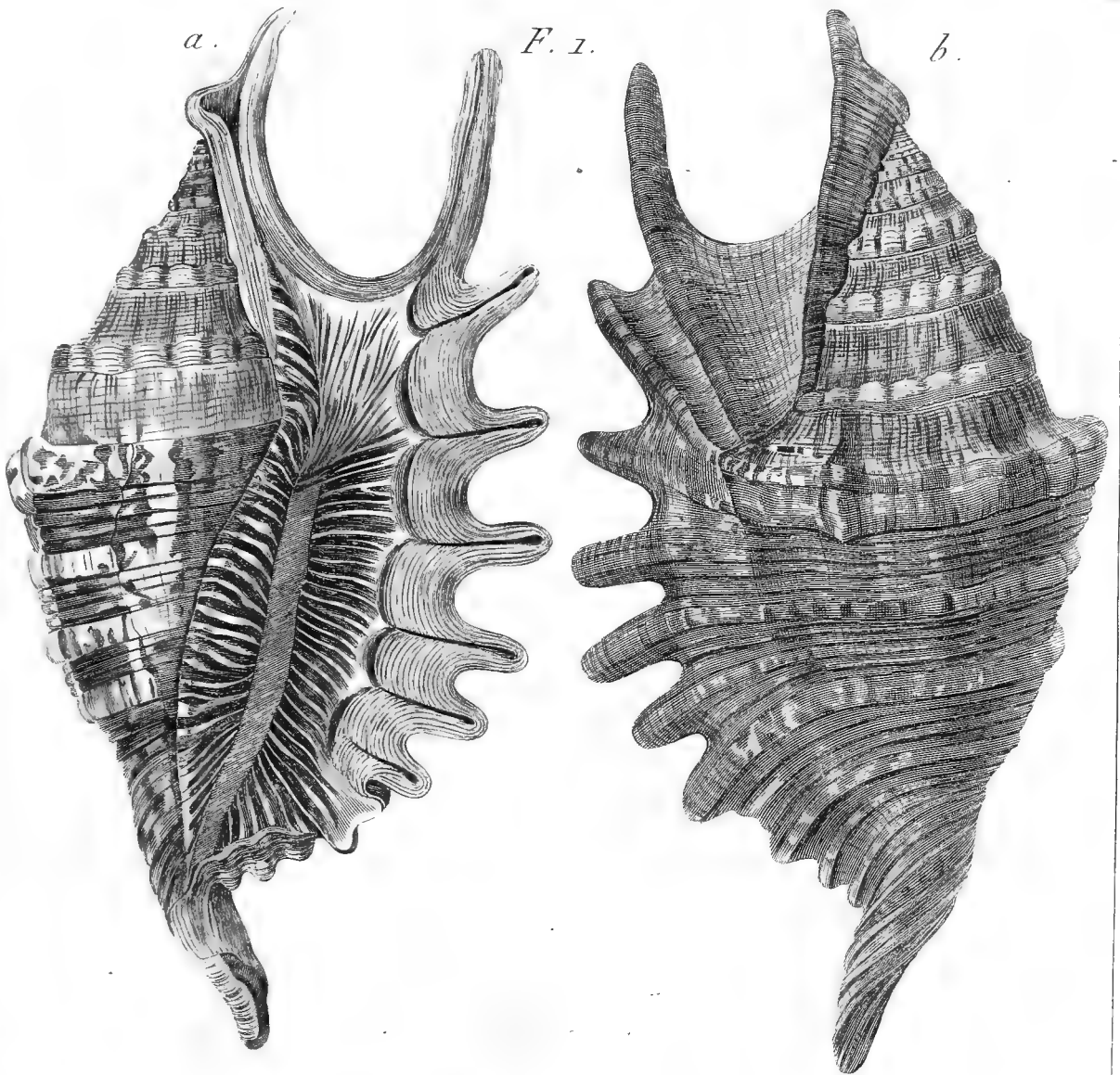
F. 4. b.



Desève del.



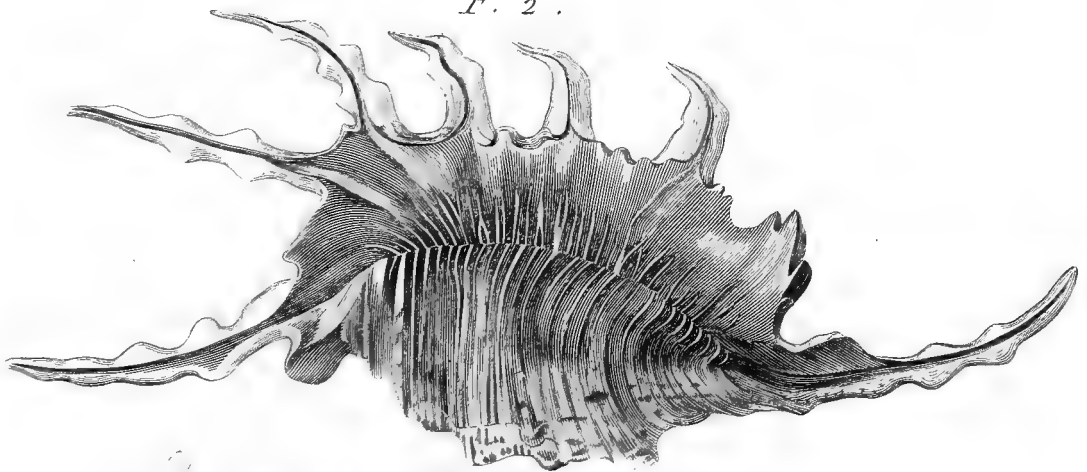




F. 1.

b.

F. 2 .




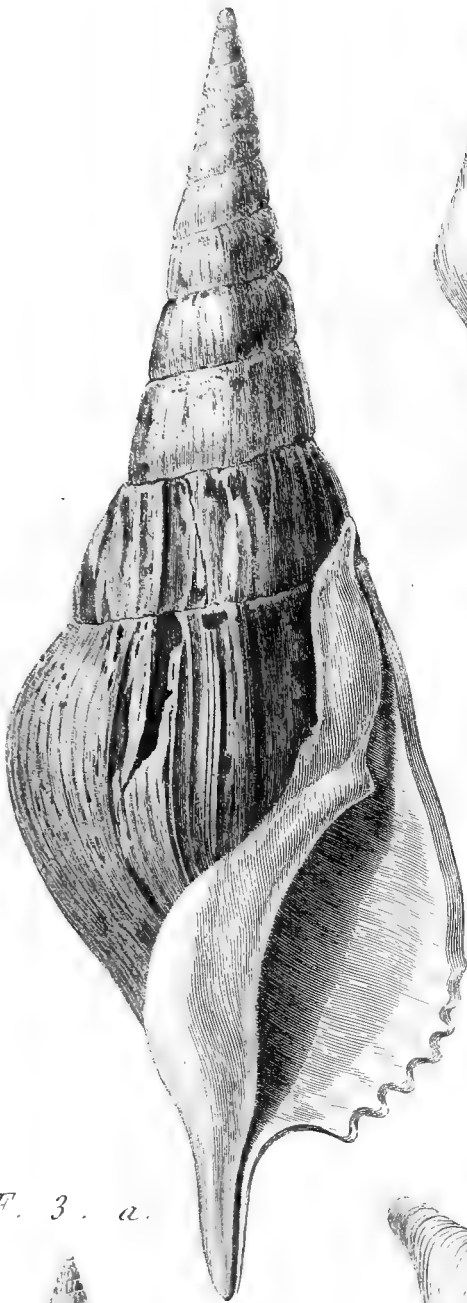
Desv. del.



F. 1. a.

F. 2. a.

F. 1. b.



F. 2.

b.

F. 3. a.

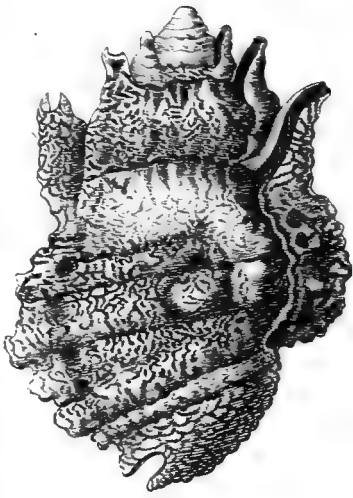
F. 3. b.



Desm. del. et sculp.



F. 1. a.



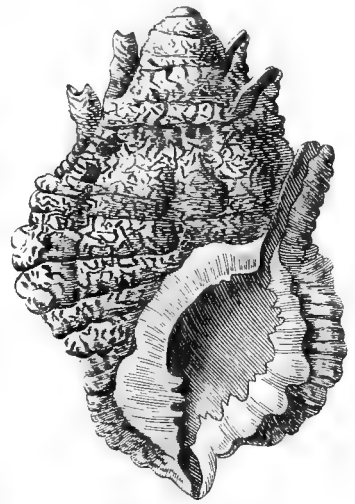
a.

F. 2.


b.



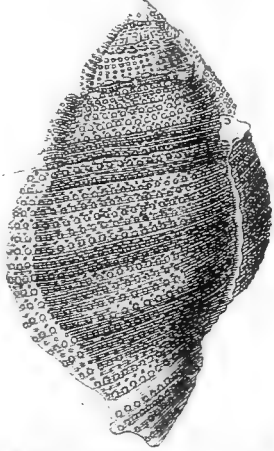
F. 1. b.




F. 3.



F. 4. a.

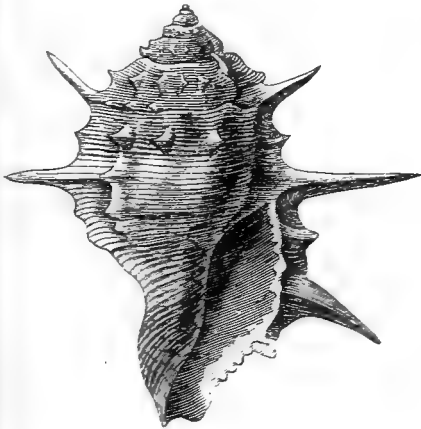


F. 4. b.

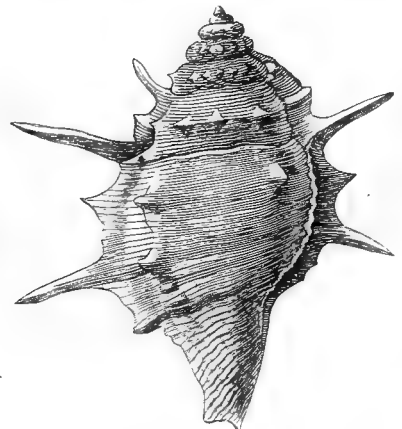
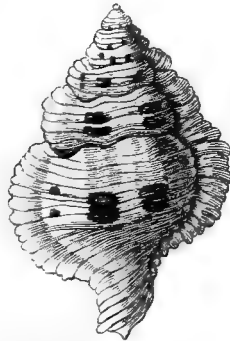



F. 6.

F. 5. a.



F. 5. b.





a.

F. 2.

b.



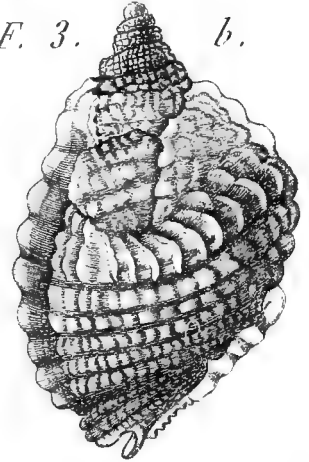
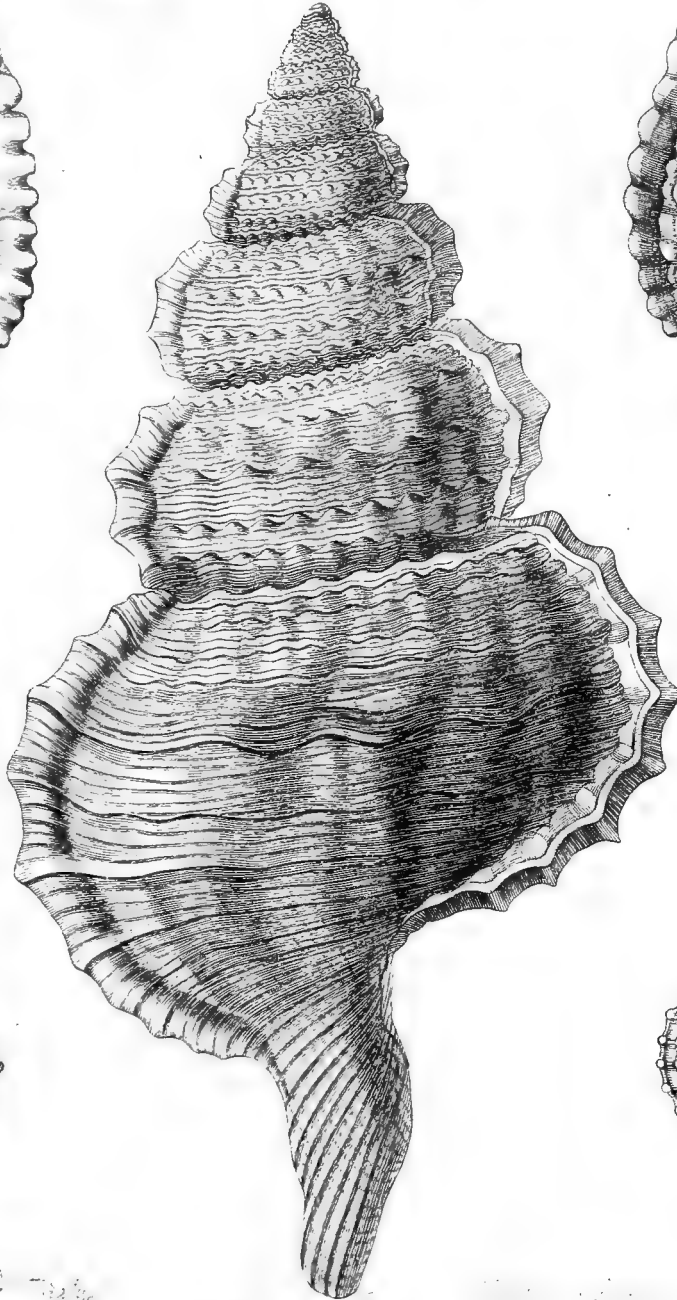

F. 3.

a.

F. 1.

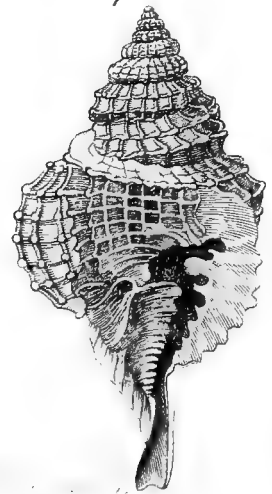
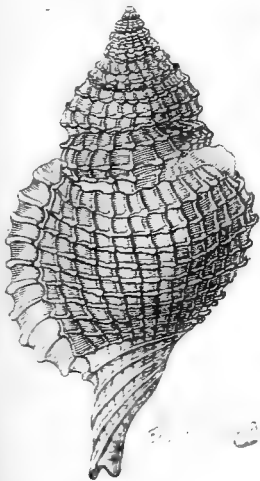
F. 3.

b.



F. 4. a.

F. 4. b.



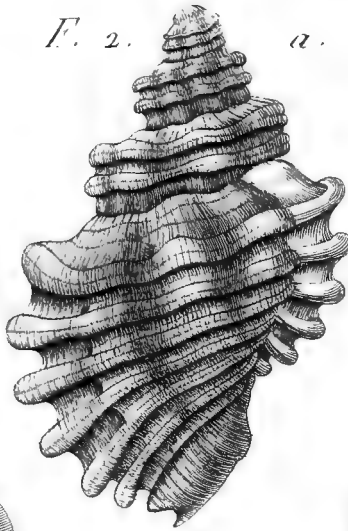




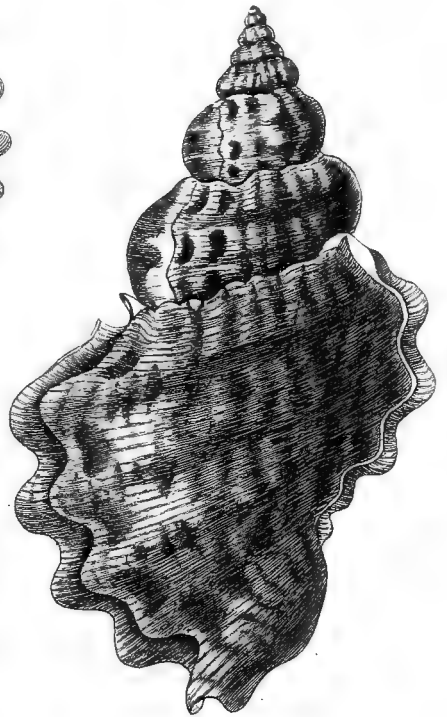
F. 1. a.



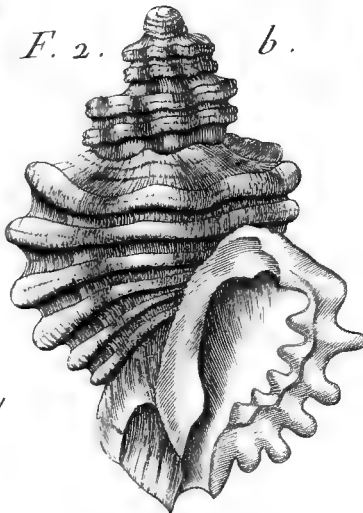
F. 2. a.



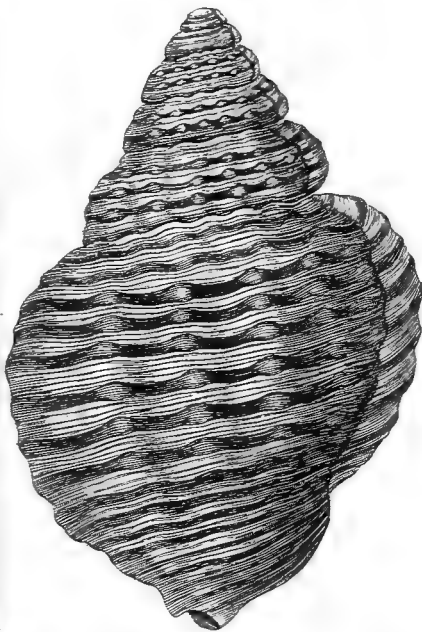
F. 1. b.



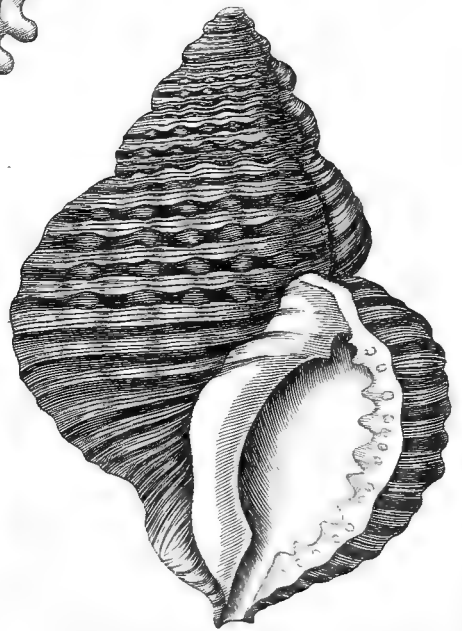
F. 2. b.




F. 3. a.



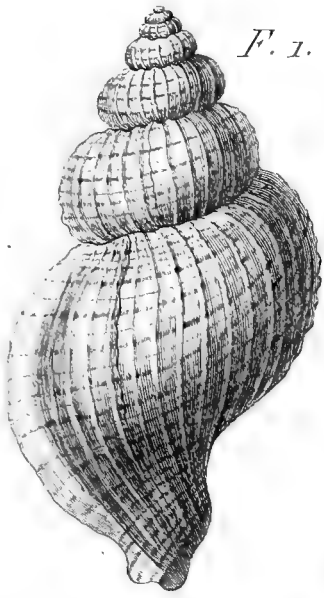
F. 3. b.



F. 4.



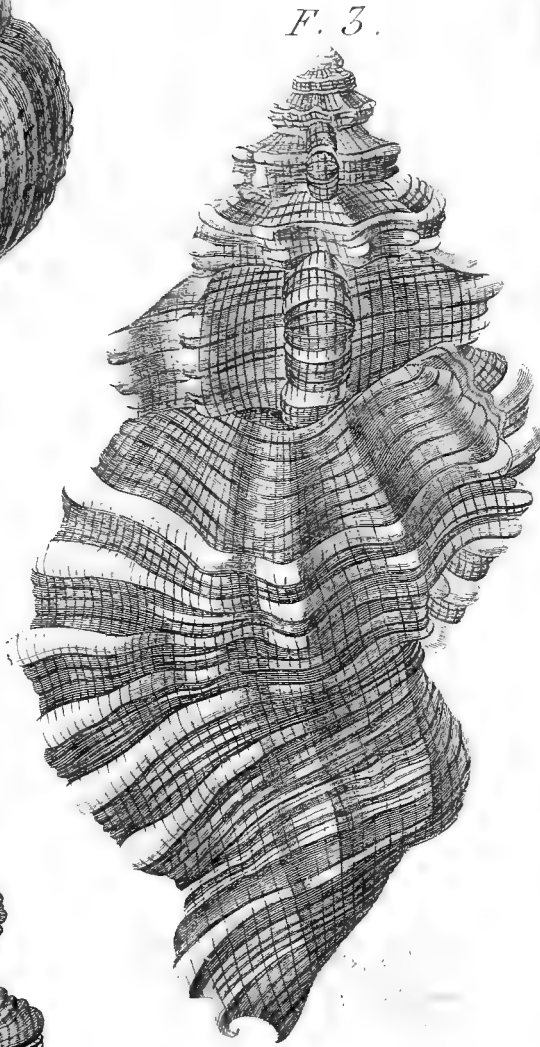




F. 1.

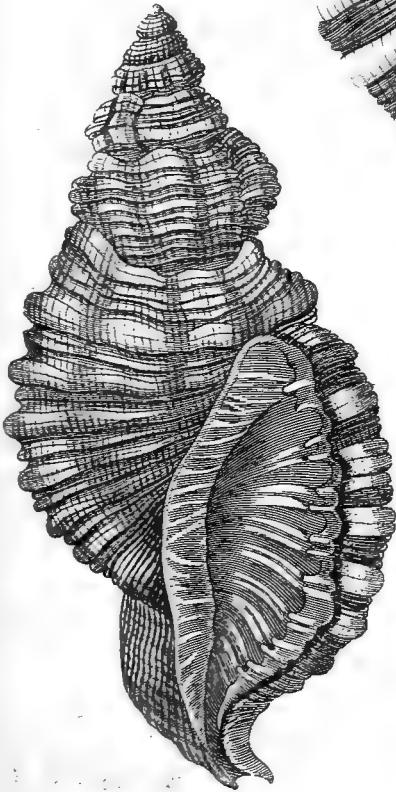


F. 2.

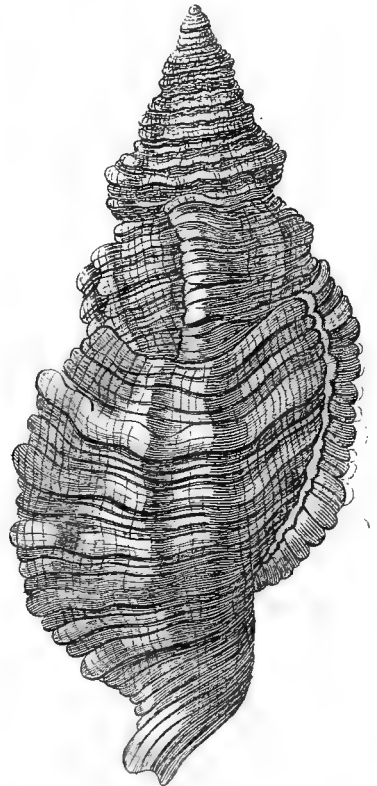


F. 3.

F. 4. a.



F. 4. b.




F. 5.




Desceve del.




F. 1. a.



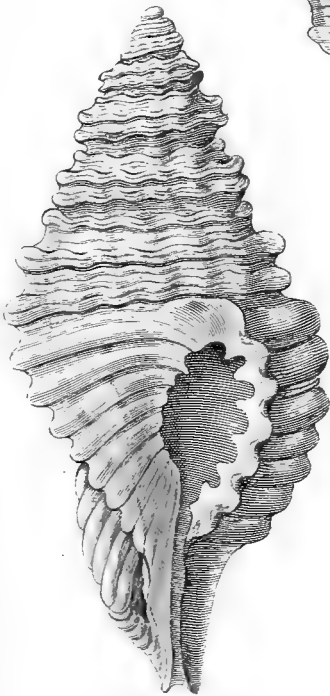
F. 1. b.



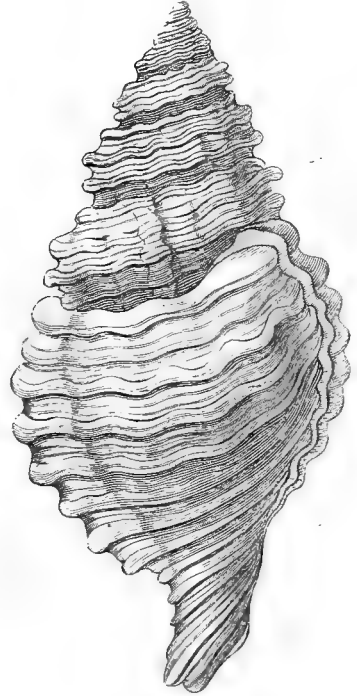
F. 2.



F. 3. a.



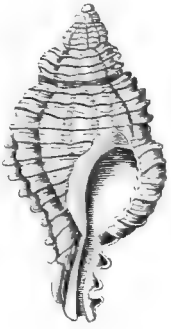
F. 3. b.



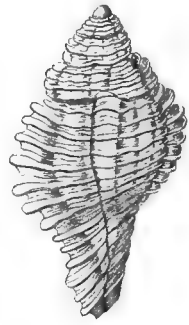
Dessiné del.



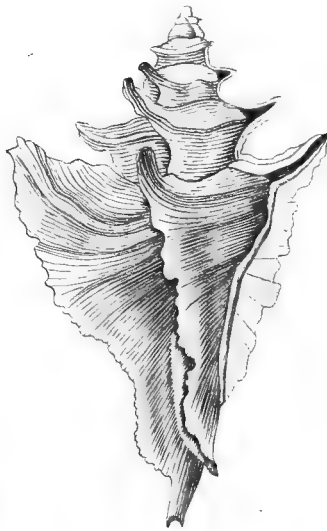
F. 1. a.



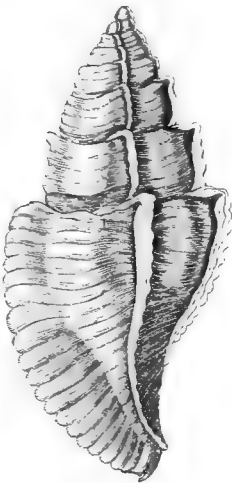
F. 1. b.



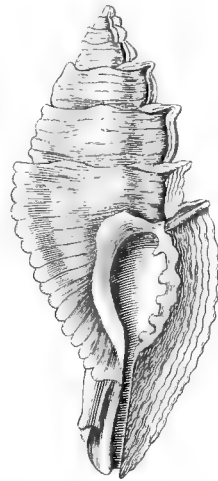
F. 2. a.



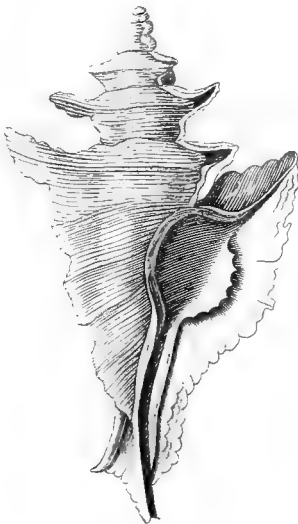
F. 3. a.



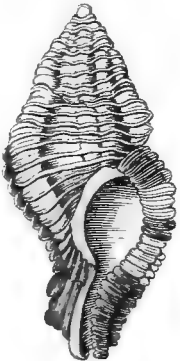
F. 3. b.



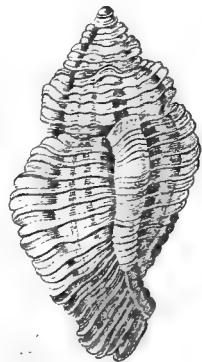
F. 2. b.



F. 4. a.



F. 4. b.



Dessiné de la D<sup>e</sup>.

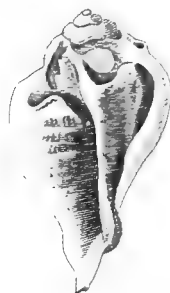




F. 1. a.



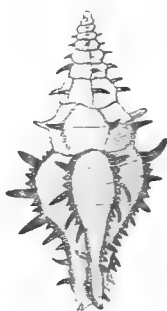
F. 1. b.



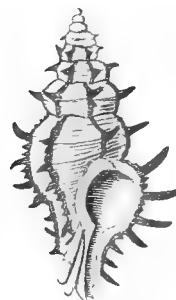
F. 2. a.



F. 3. a.



F. 3. b.



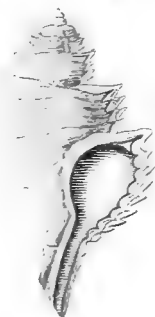
F. 4. a.



F. 2. b.



F. 5. a.



F. 5. b.



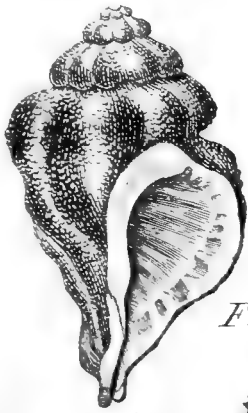
F. 4. b.



Descoe delet D<sup>r</sup>.




F. 1. a.



F. 2.



F. 1. b.



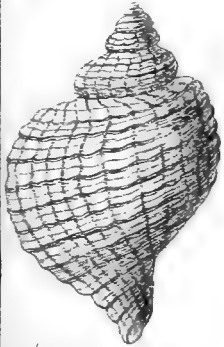
F. 3. a.



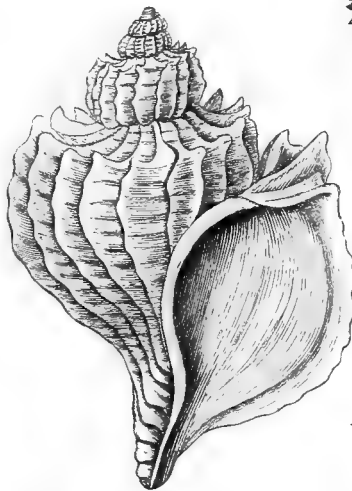
F. 3. b.



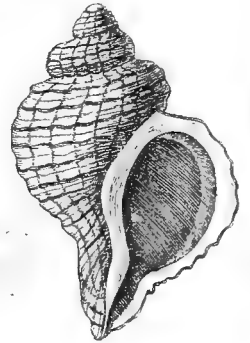
F. 5. a.



F. 4. a.



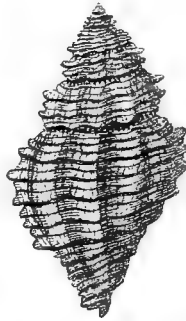
F. 5. b.



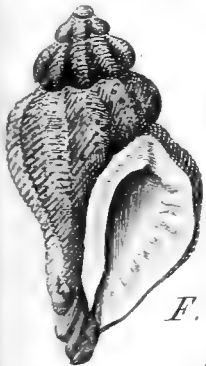
F. 6. a.



F. 6. b.



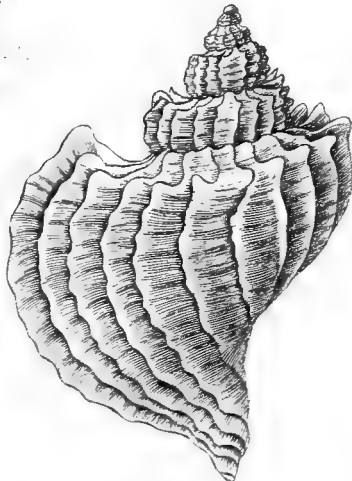
F. 7. a.



F. 7. b.



F. 4. b.



F. 8. a.



F. 8. b.





F. 1. a.



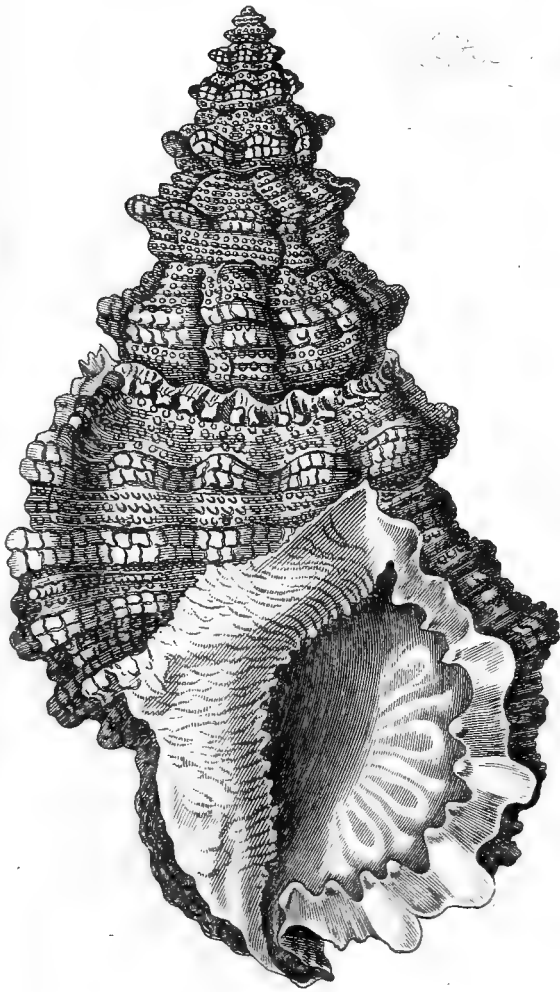
F. 1. b.



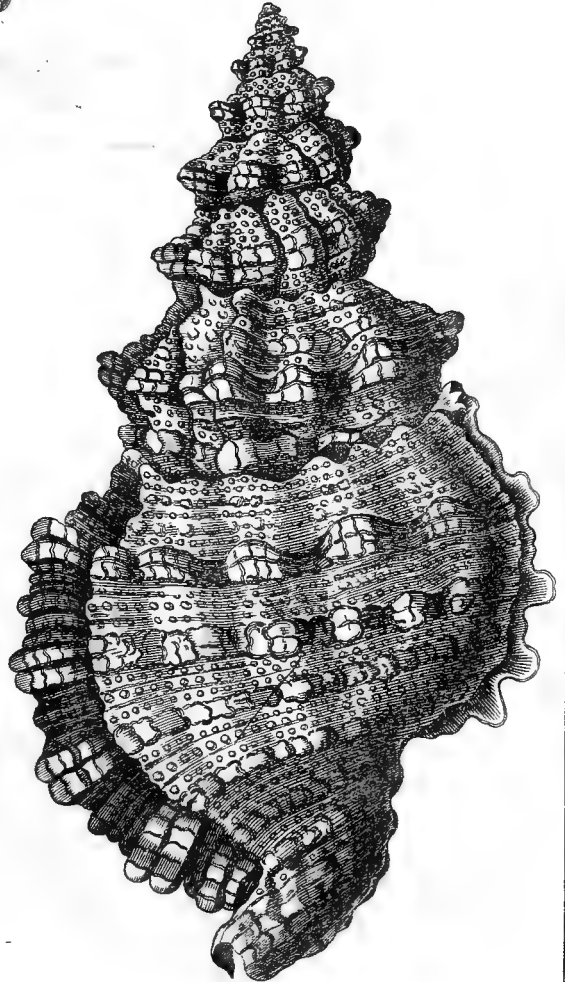
F. 2.



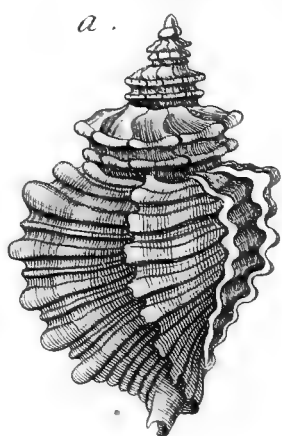
F. 3. a.



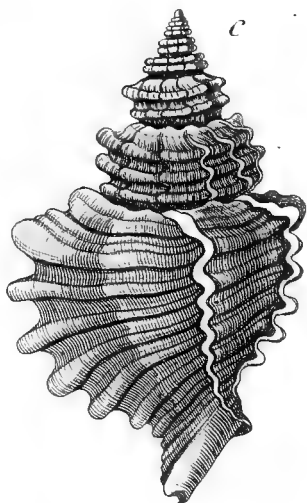
F. 3. b.










F. 1.



F. 2.

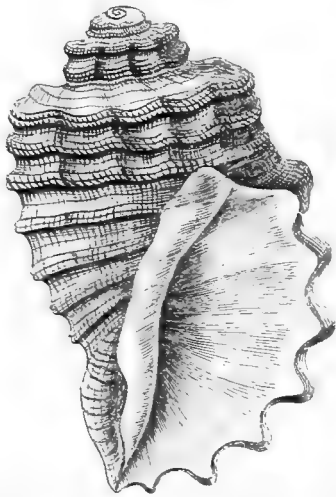


Desseze del et D<sup>e</sup>





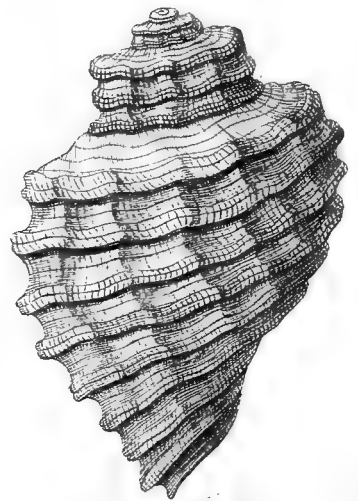
F. 1. a.



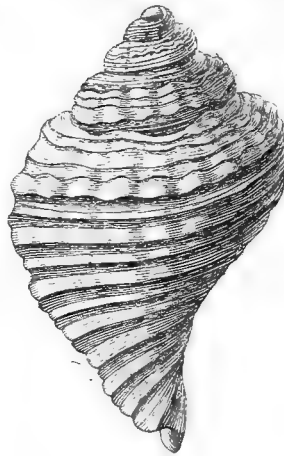
F. 2. a.



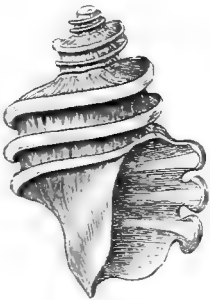
F. 1. b.



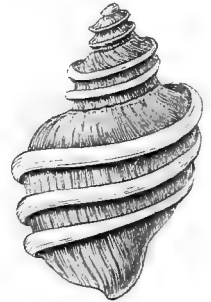
F. 3.



F. 4. a.



F. 4. b.




F. 5. a.



F. 5. b.



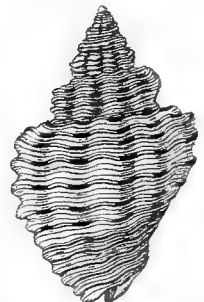
F. 6.



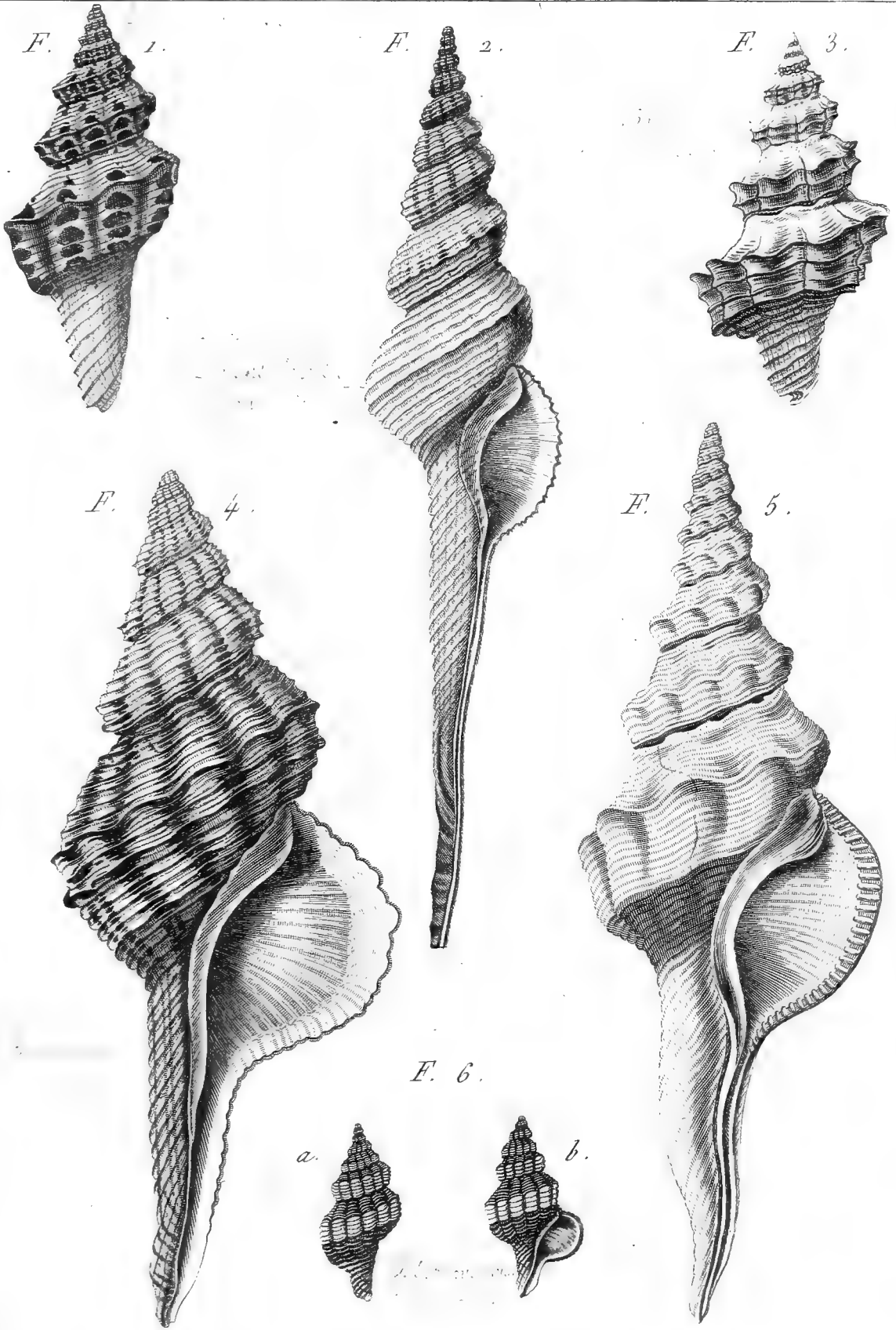
F. 2. b.



F. 7.








Descoe de les B.

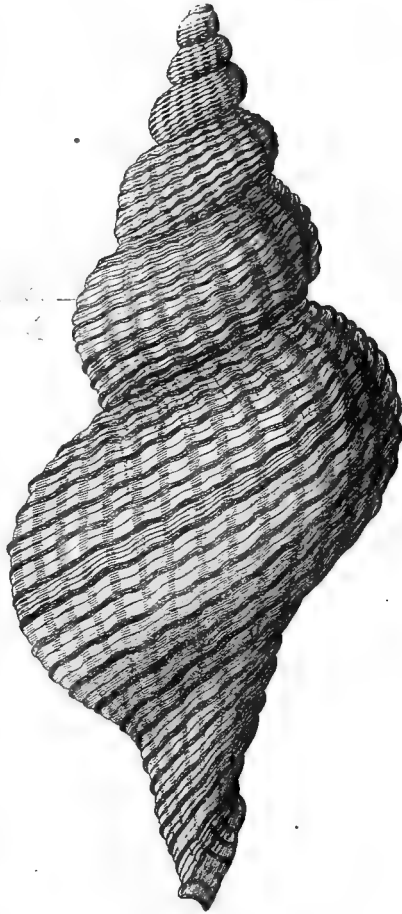


F. 1.

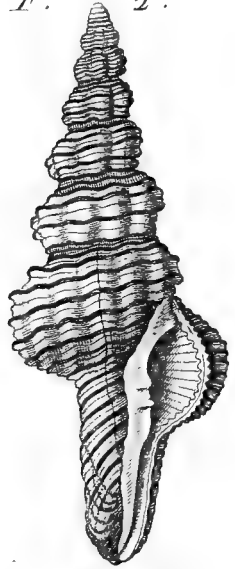


*F. minutus*  
Goussier

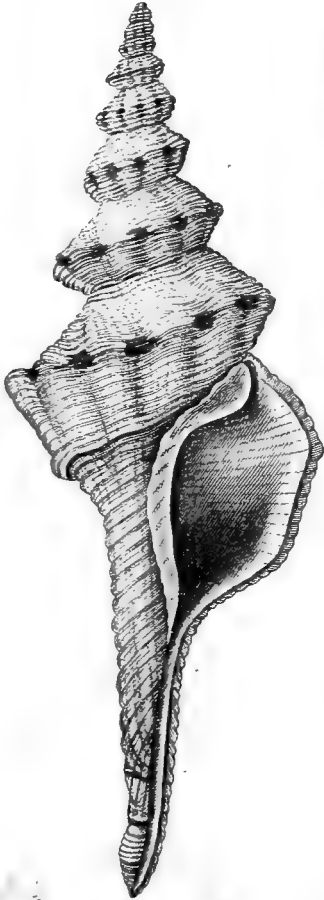
F. 3.



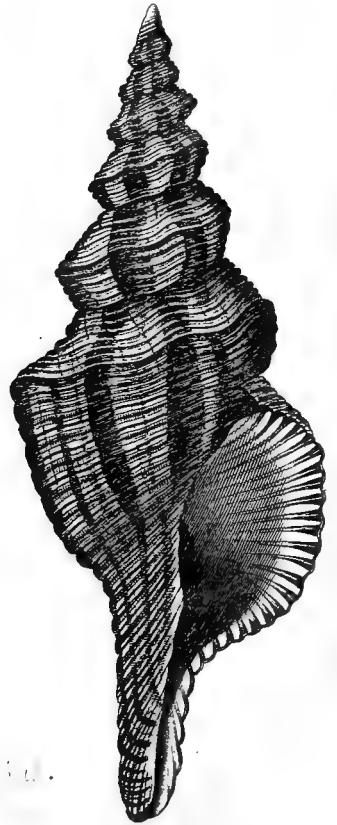
F. 2.




F. 4.



F. 5.




F. 6.



*F. ...*  
Goussier

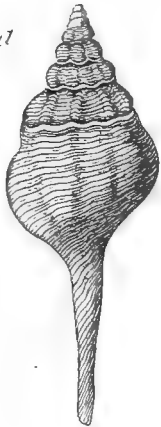
D'après Del et D'



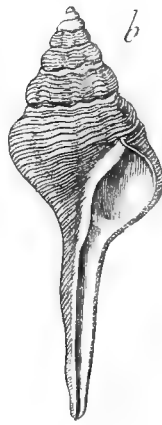
F. 1. a.



a



F. 2.



b

F. 1. b.



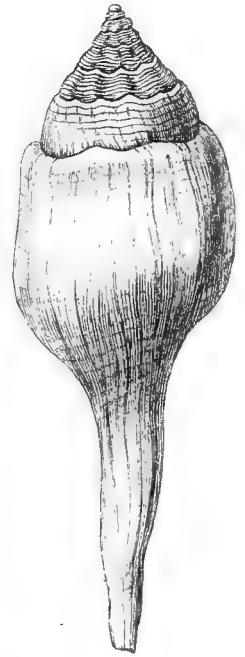
F. 3. a.



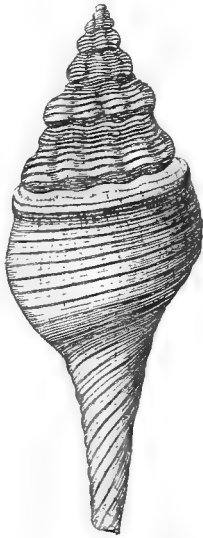
F. 4.



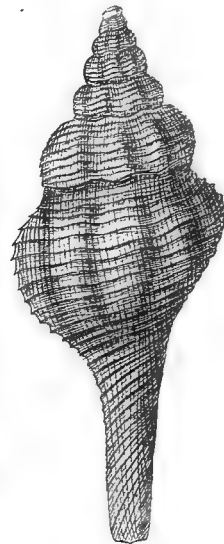
F. 3. b.




F. 5.



F. 6.



F. 7.



F. 8. a.



F. 8. b.



Desseine del et D.





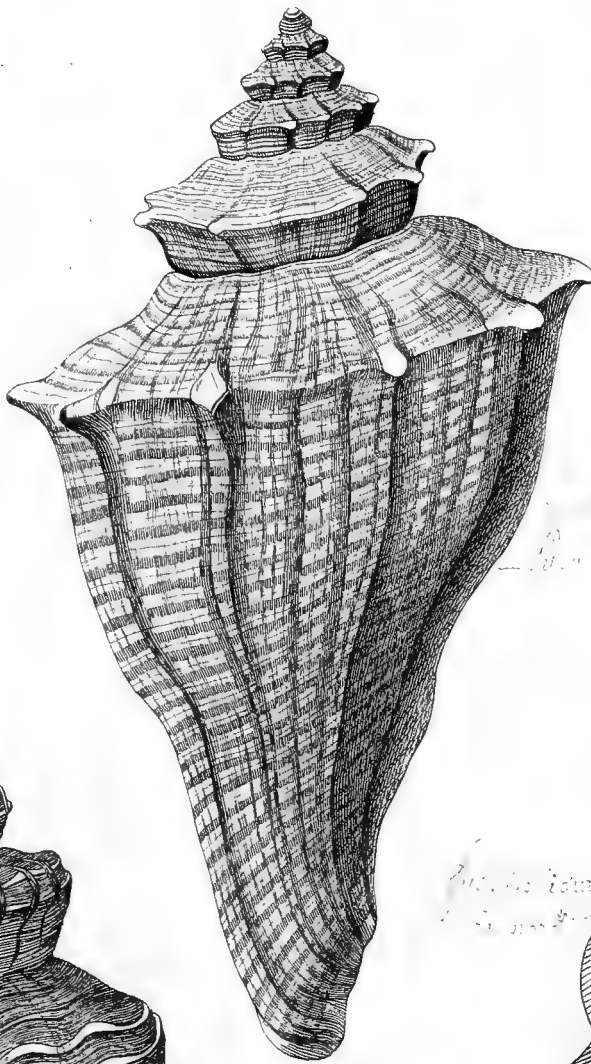
F. 1. a.



F. 1. b.



F. 2.



F. 3. a.



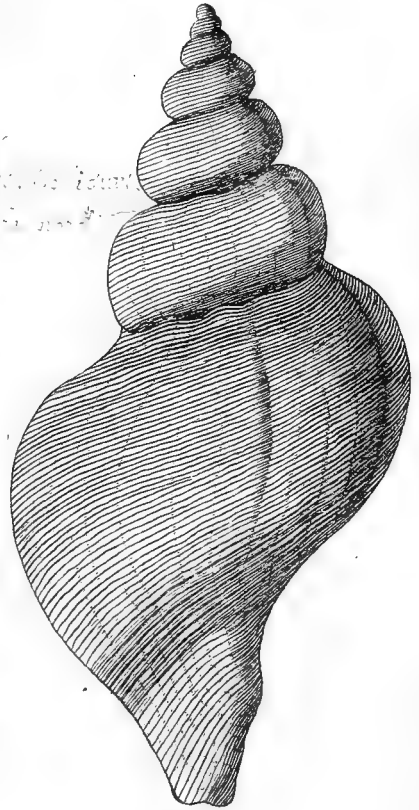
F. 3. b.



F. 4.



F. 5.



F. 6.


a.



b.



*F. ater.*  
*d'afrique*



F. 2.

F. 1. a.



F. 1. b.



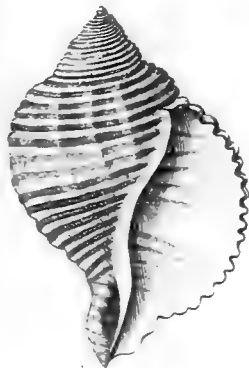
F. 3. a.



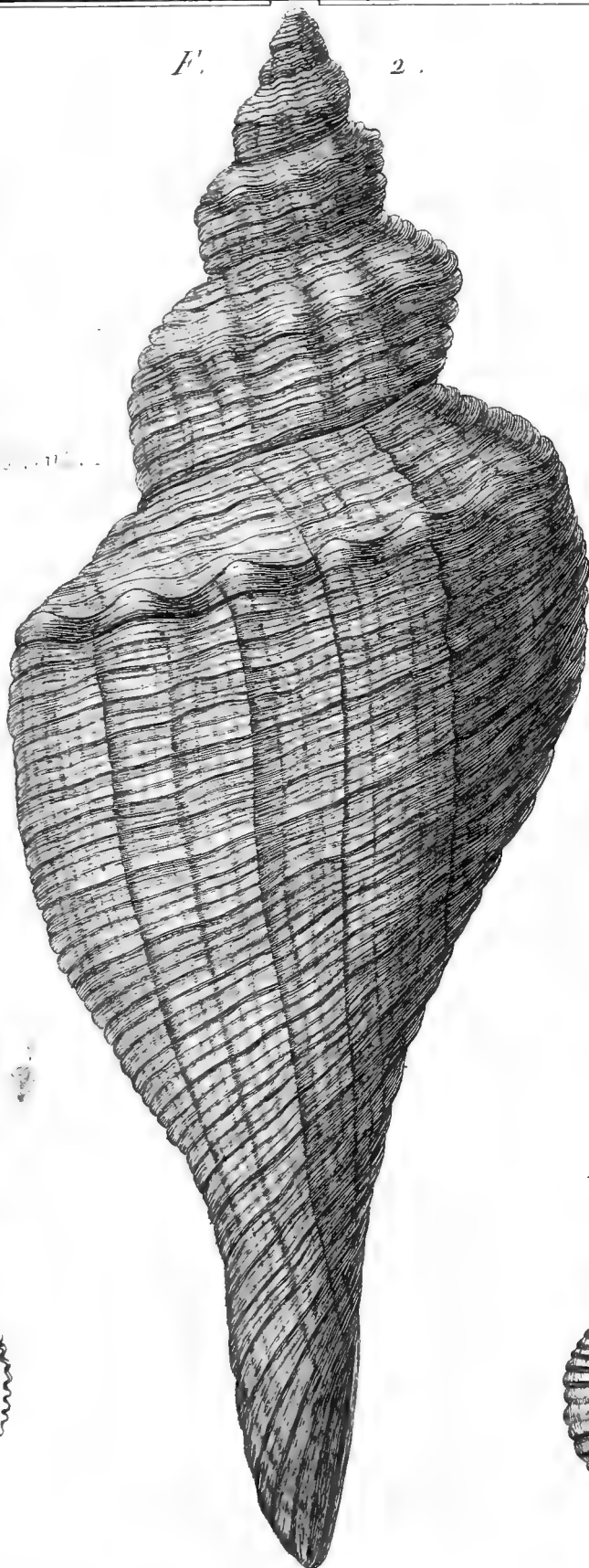
F. 3. b.



F. 4. a.

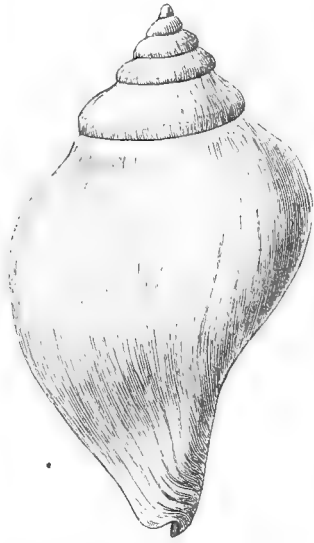


F. 4. b.





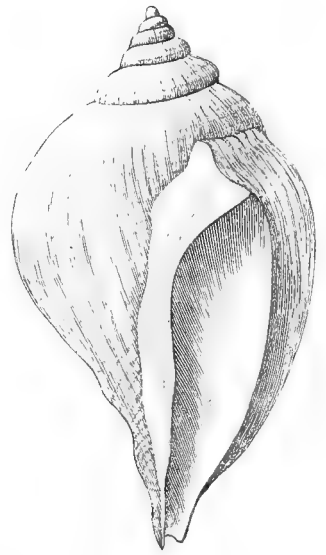
F. 1. a.



F. 2. a.



F. 1. b.



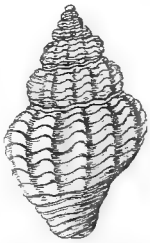
F. 2. b.



*Fusus multiformis*

*Fusus*

F. 3. a.



a.

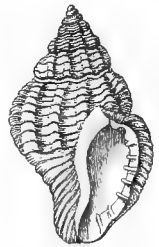


F. 4.

b.



F. 3. b.



F. 5. a.

F. 6.

F. 5. b.



a.



F. 7. a.

F. 7. b.



F. 8.

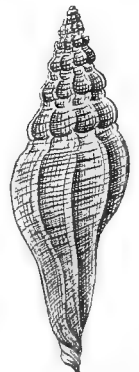
F. 6.

F. 8.

a.

b.

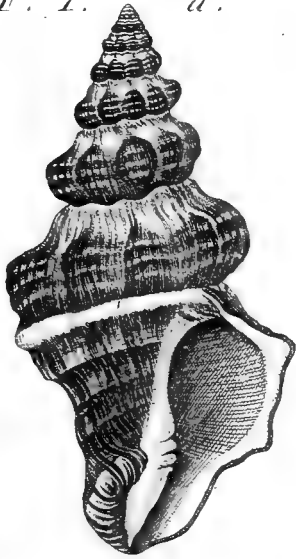
b.



Dessiné de la nature.



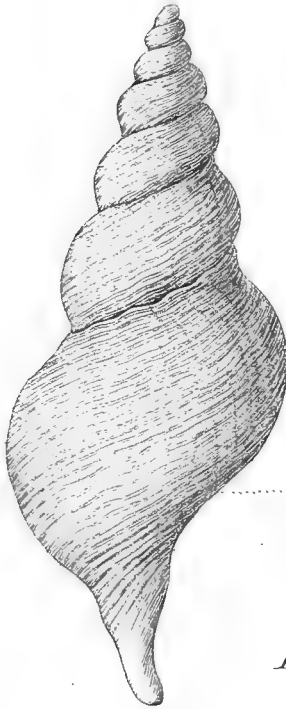
F. 1. a.



F. 1. b.



F. 2.



F. 3. a.



F. 3. b.



F. 4. a.



F. 4. b.



F. 6.



F. 5.



F. 7.

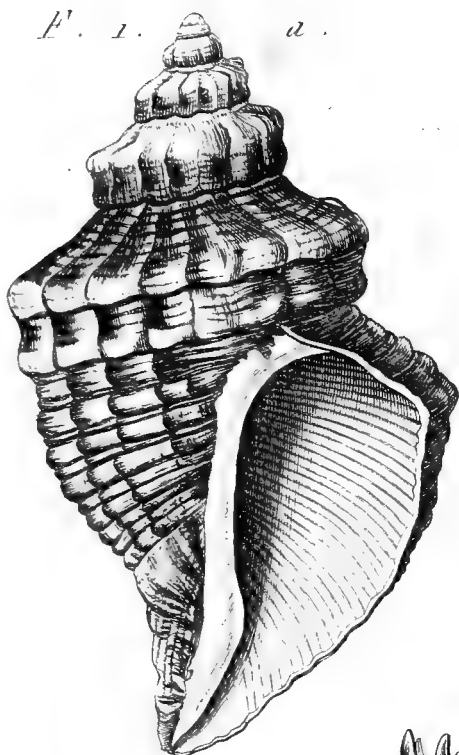


Desseine de Let. D<sup>s</sup>

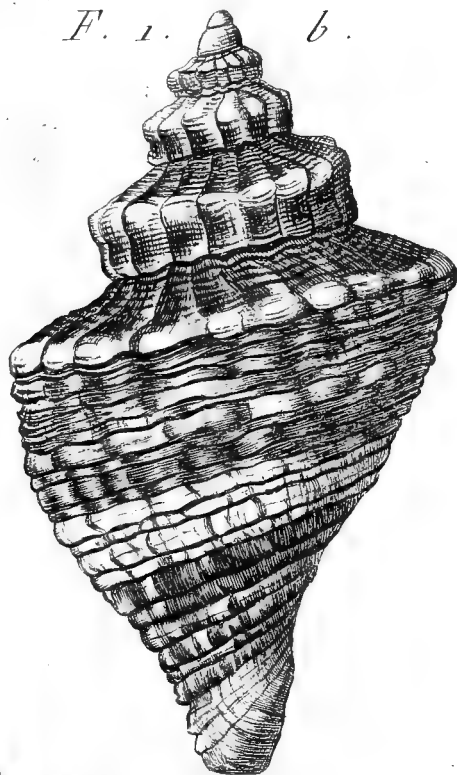





F. 1. a.




F. 1. b.



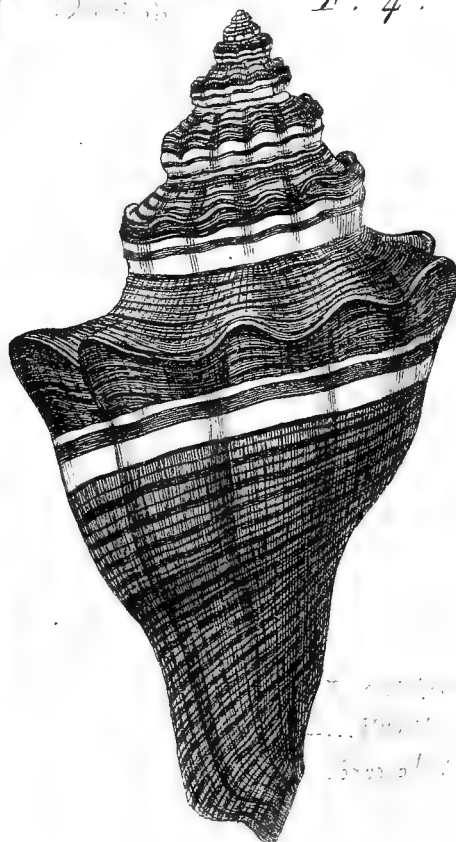
F. 2.




F. 3. a.



F. 4.



F. 3. b.



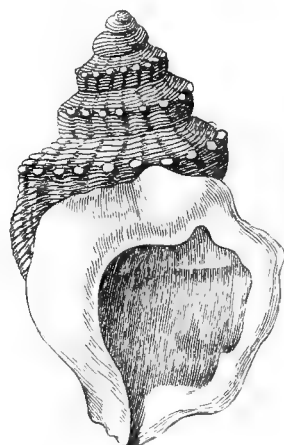

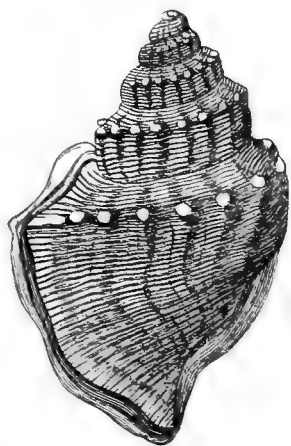
Desme iblet D.



F. 1. a.

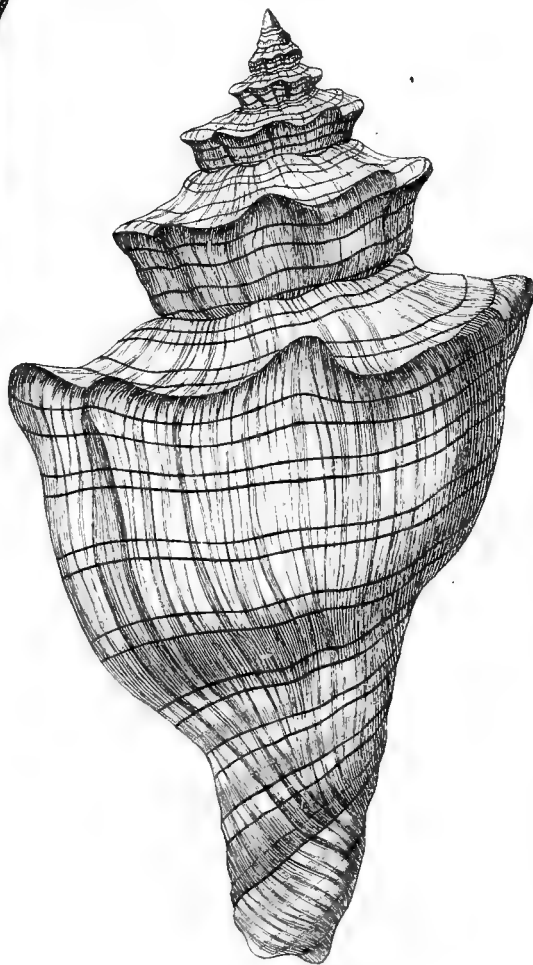
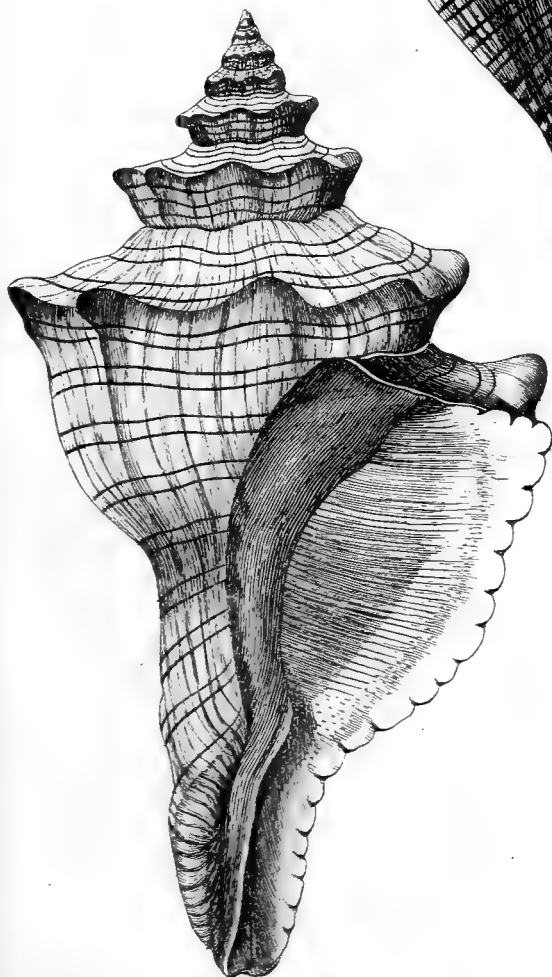
F. 2.

F. 1. b.




F. 3. a.

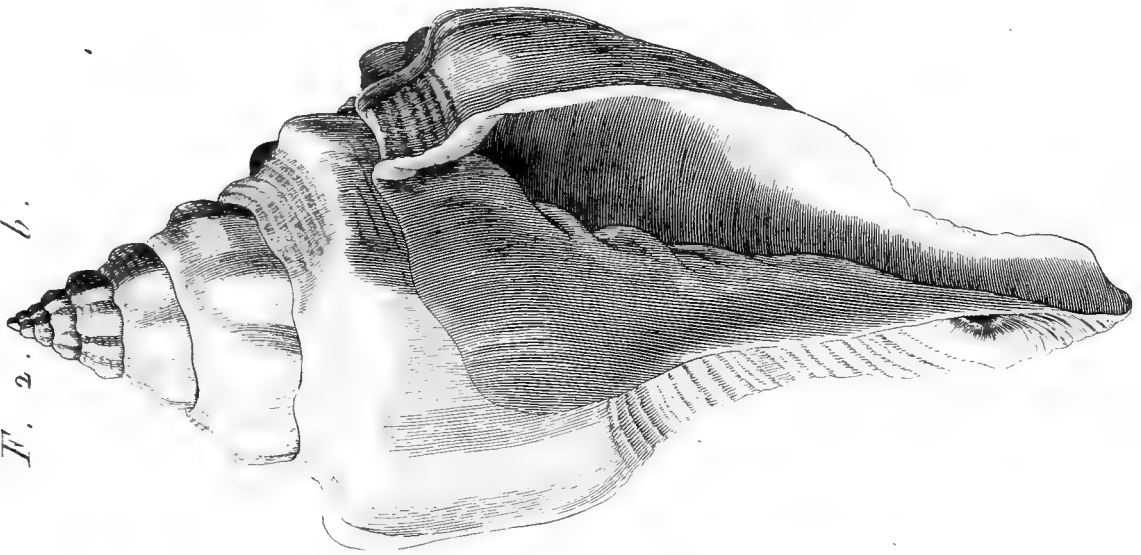
F. 3. b.




Desv. del. et sculp.



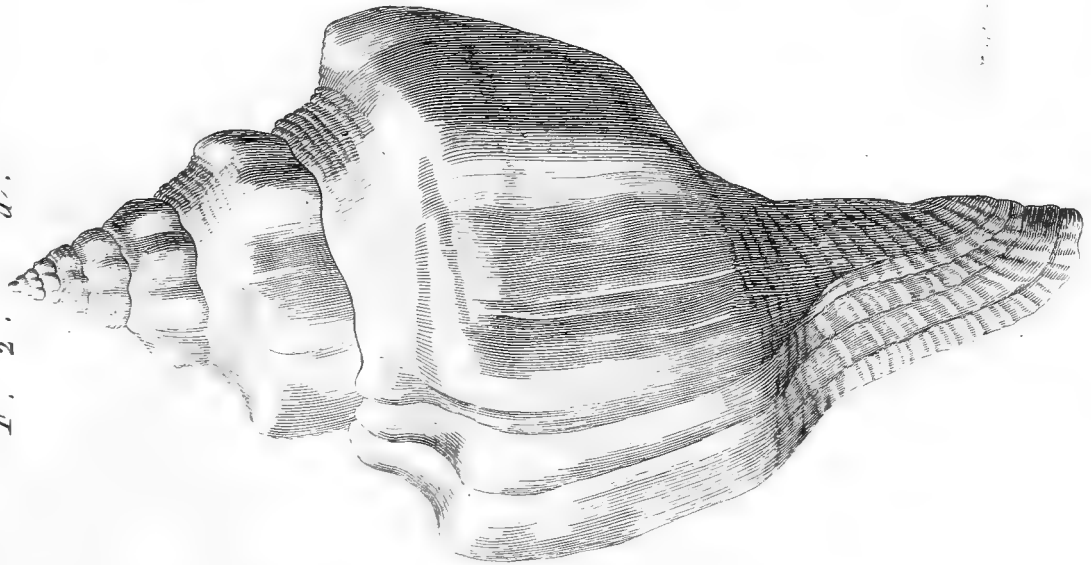
F. 2. b.



F. 1.



F. 2. a.



Deserue del et D<sup>g</sup>

*Turbinella* Desf. 1817.



a.

F. 1.

b.



F. 3.



F. 4.

F. 4.



a.



F. 2.




b.

Desseign. del. et D<sup>g</sup>.

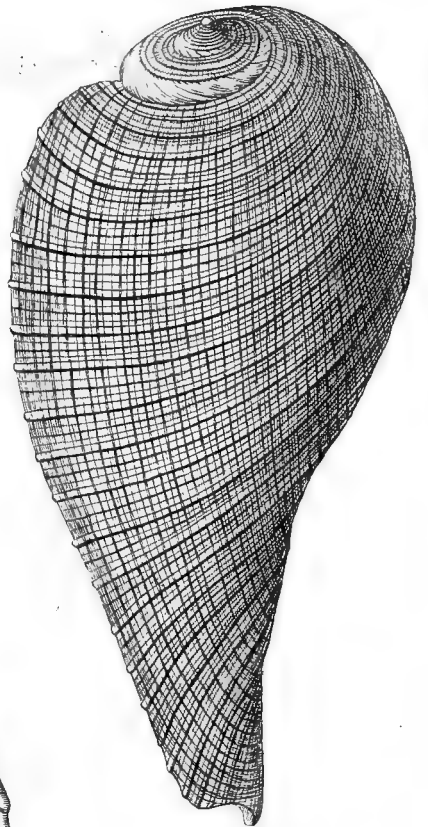




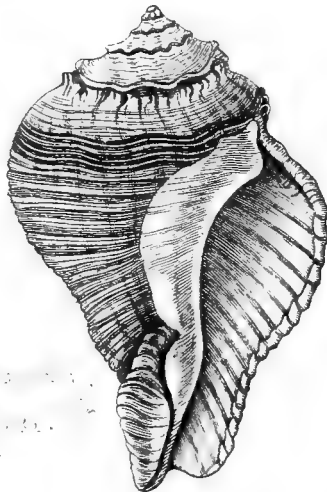
F. 1.



F. 2.



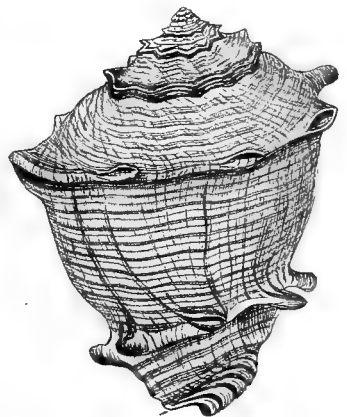
F. 3. a.



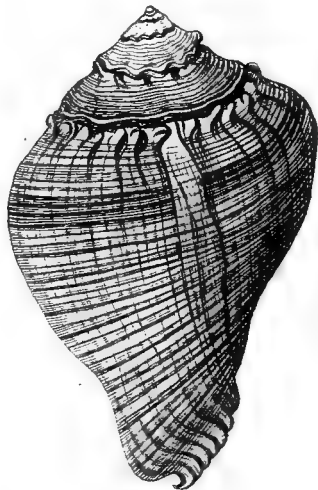
F. 4.



F. 5.

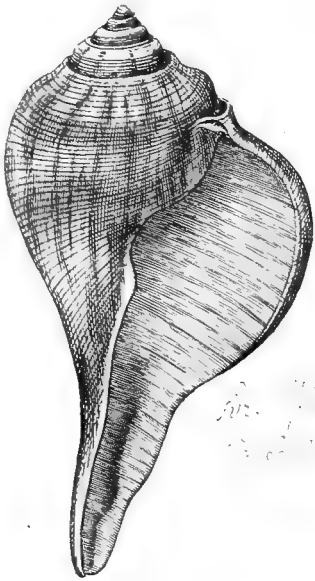


F. 3. b.





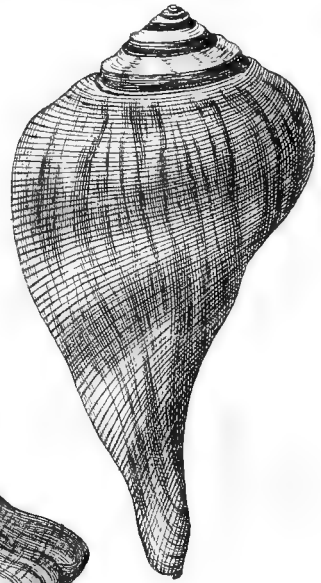
*F. 2. a.*



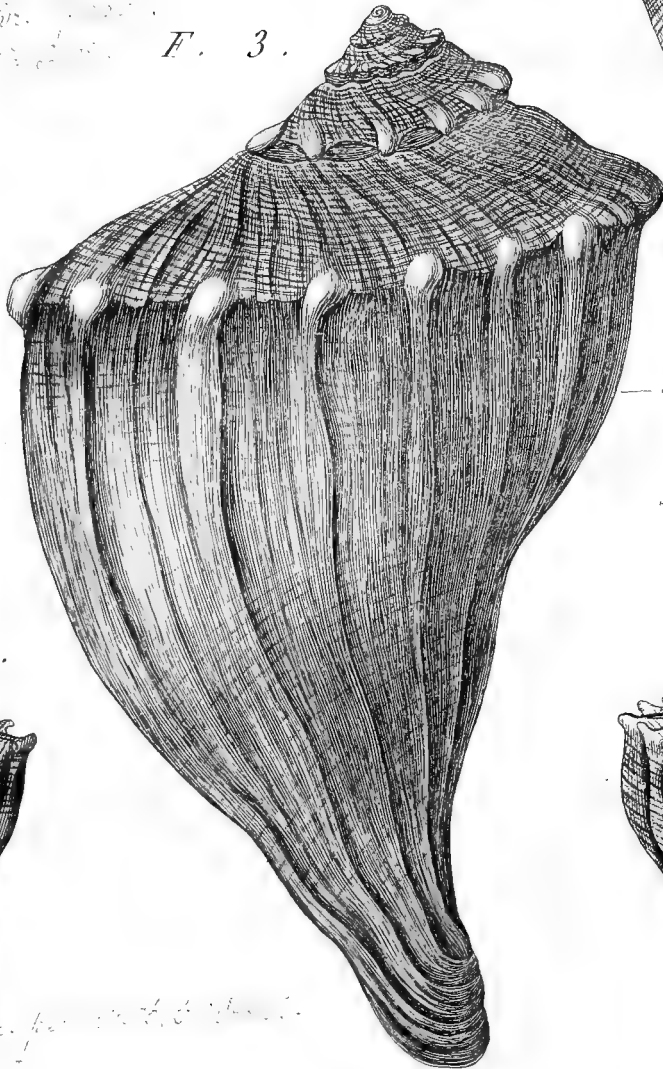
*F. 1.*



*F. 2. b.*



*F. 3.*



*— Ov. Carica del Comt.*

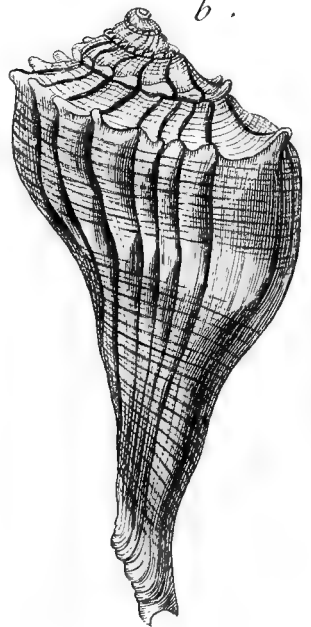
*F. 4. a.*

*a.*



*F. 4. b.*

*b.*

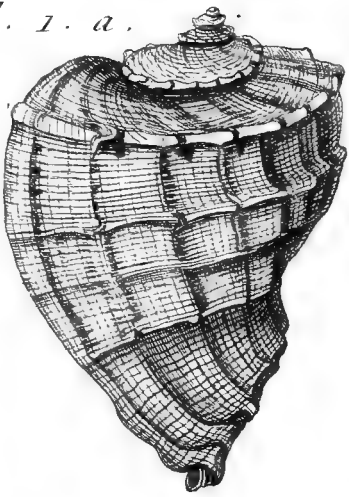


*— Ov. per ...*

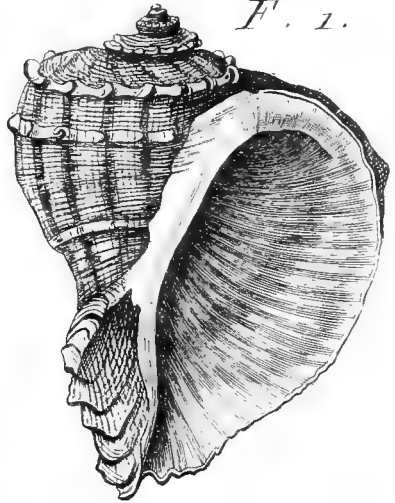
*Desève del et d.*



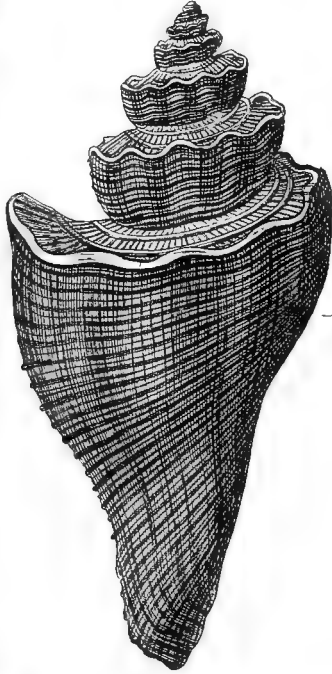
*F. 1. a.*



*F. 1. b.*

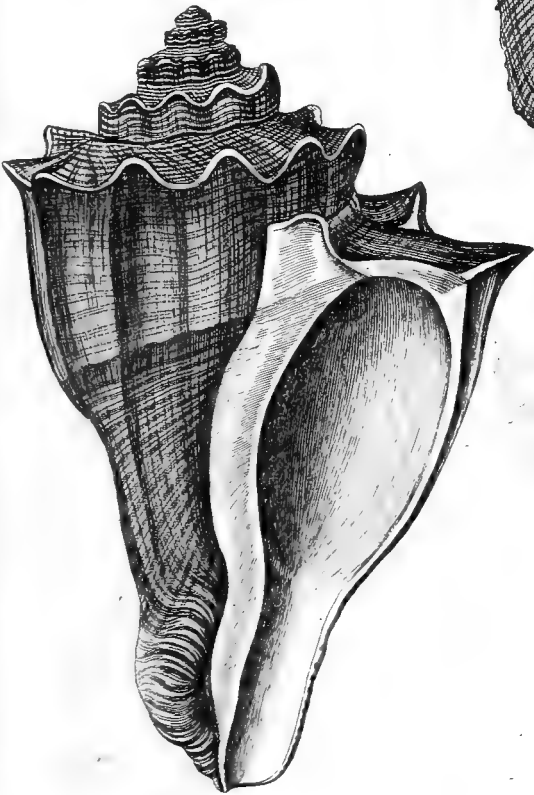


*F. 2.*

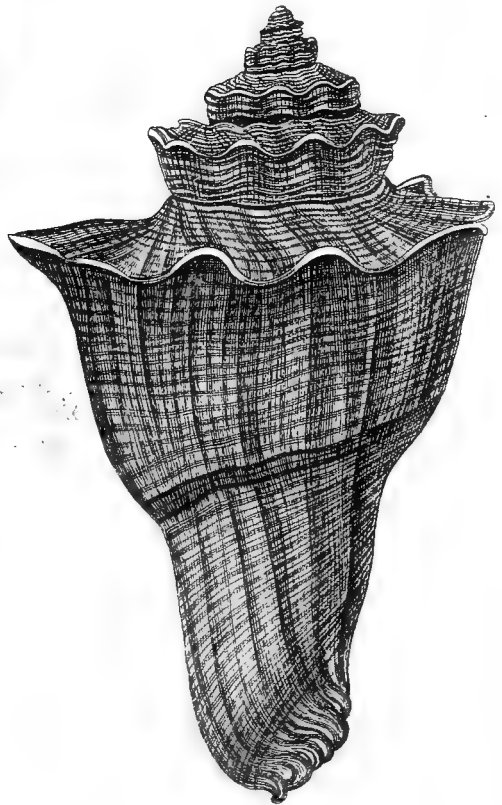


*Pyrule Cochlearium.*

*F. 3. a.*




*F. 3. b.*



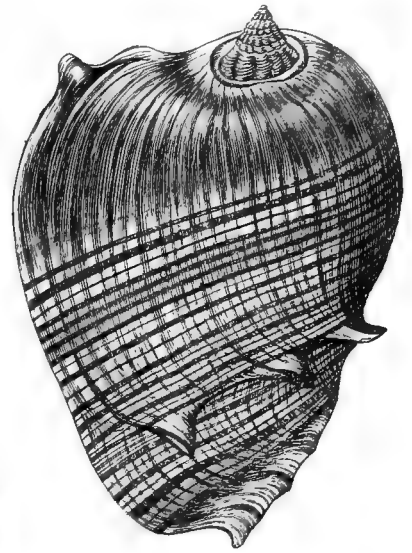
*Desave delat D<sup>s</sup>.*



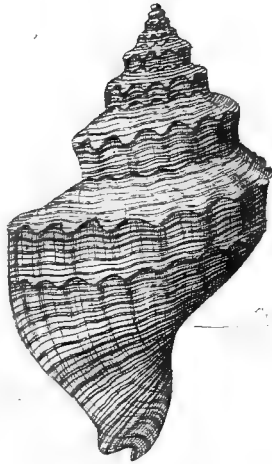
*F. 3. a.*




*F. 3. b.*



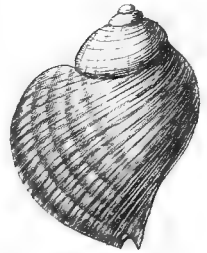
*F. 1.*



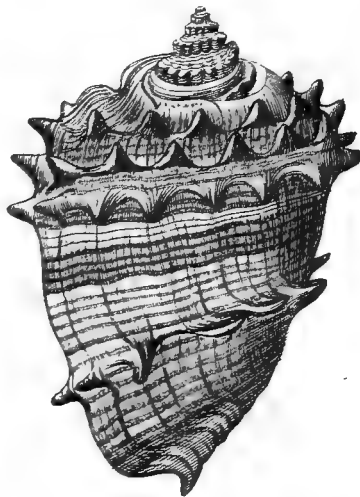
*F. 2. a.*



*F. 2. b.*



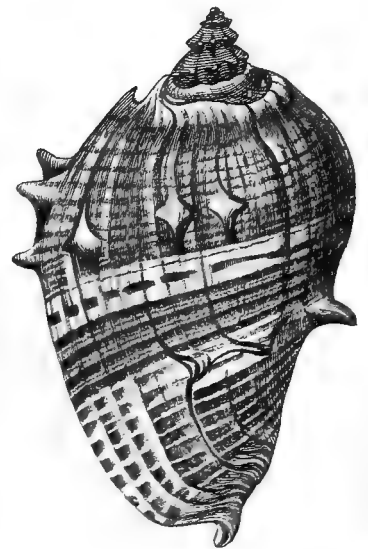
*F. 3. c.*



*F. 3. e.*



*F. 3. d.*

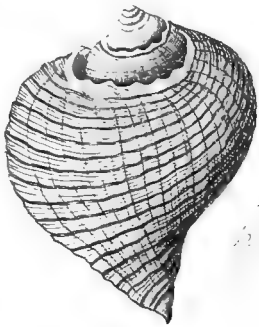


*De. con. del. et. D<sup>o</sup>.*







*F. 1. a.*




*F. 2. a.*



*F. 2. b.*



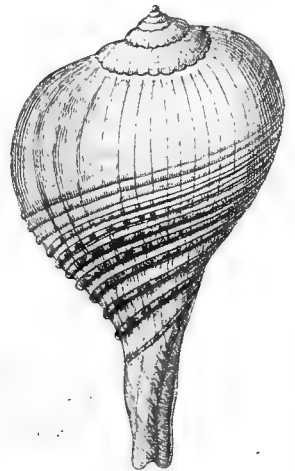
*F. 3.*



*F. 1. b.*



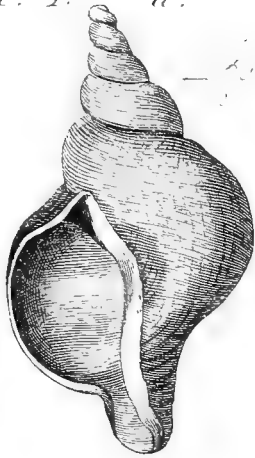
*F. 1. c.*



*Des. grave del. et D.*



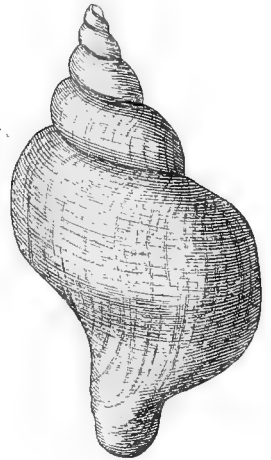
F. 1. a.



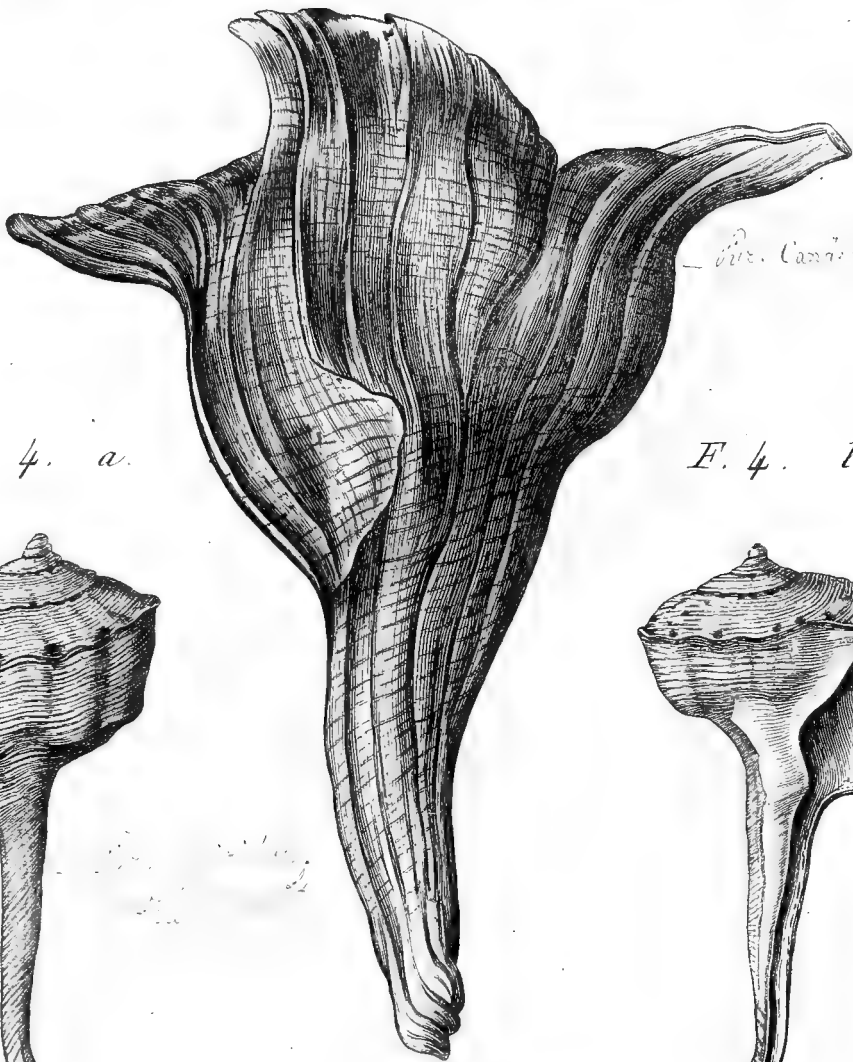
F. 2.



F. 1. b.



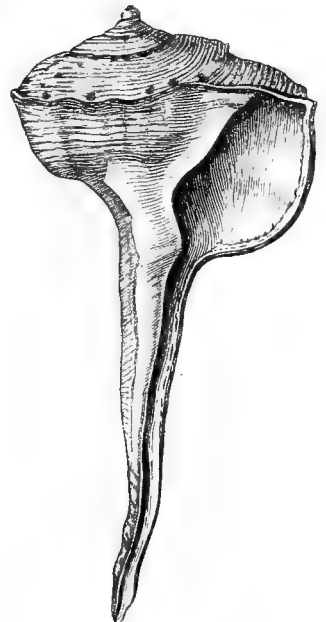
F. 3.



F. 4. a.



F. 4. b.



Desseine de l'et. D<sup>e</sup>.



*F. 1. a.*



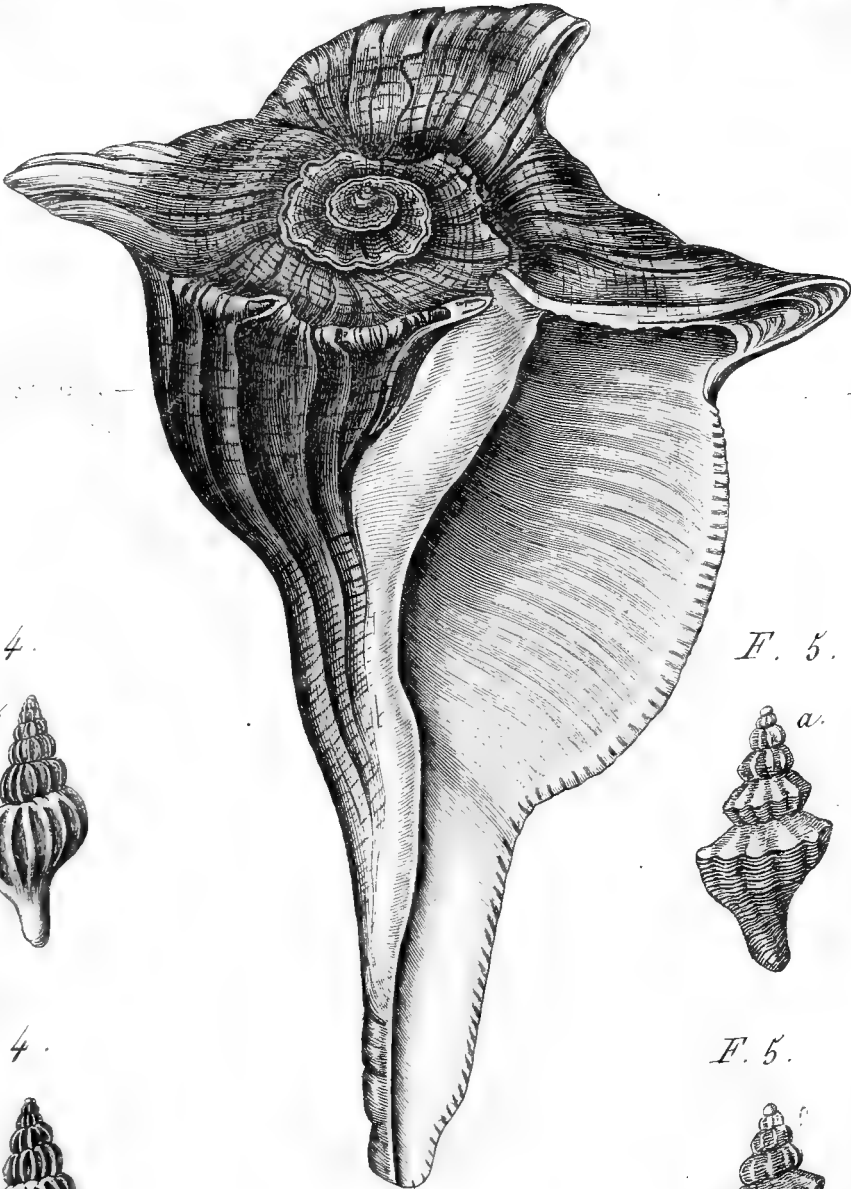
*F. 2.*



*F. 1. b.*



*F. 3.*



*F. 4.*



*F. 5.*




*F. 4.*



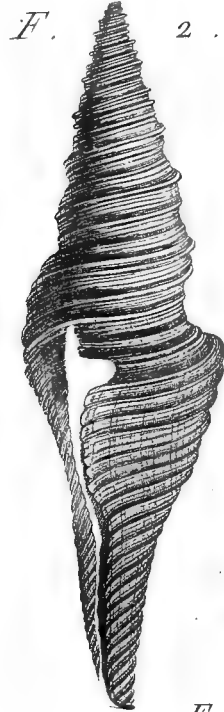
*F. 5.*







F. 1.



F. 3.



F. 4.



F. 5.



F. 6.




F. 7.




F. 8.



F. 7.



F. 9.




F. 10.







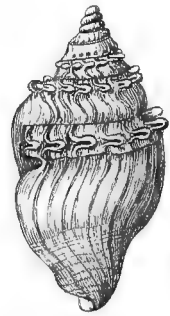
F. 1. a.



F. 2.



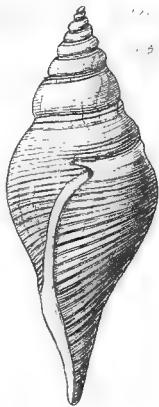
F. 1. b.



F. 3. a.



F. 4.



F. 3. b.



F. 5. a.



F. 5. b.



a.



F. 6.



b.

F. 7. a.



F. 7. b.



F. 9. a.



F. 8.



F. 9. b.



F. 10. a.



F. 11. a.



F. 11. b.



F. 10. b.



Descoe delet D.



F. 1. a.



F. 1. b.



F. 2.



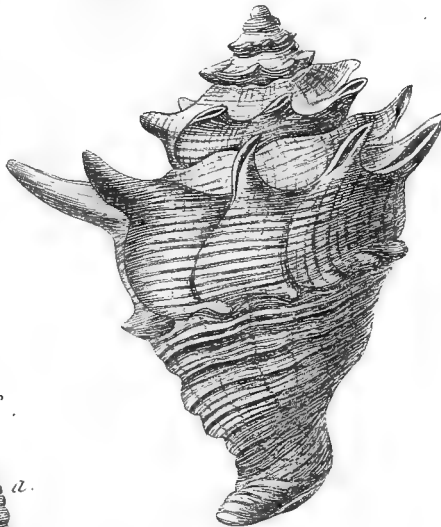
F. 3. a.



F. 3. b.



F. 4.



F. 5. b.



F. 5. a.



F. 6.



F. 6.



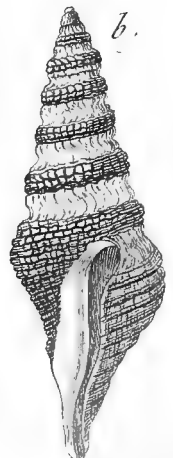
F. 7.



F. 8.



F. 7.




F. 9.

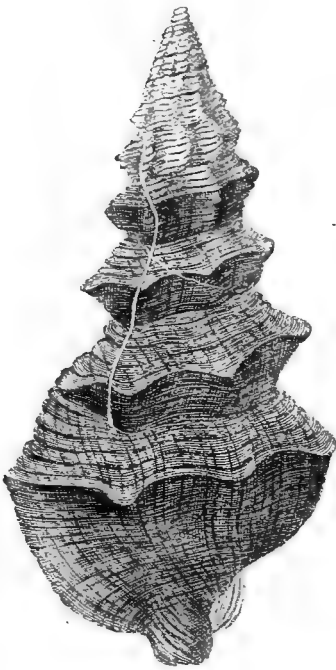


F. 9.






*F. 1. a.*



*F. 1. b.*



*F. 2.*



*F. 3. a.*



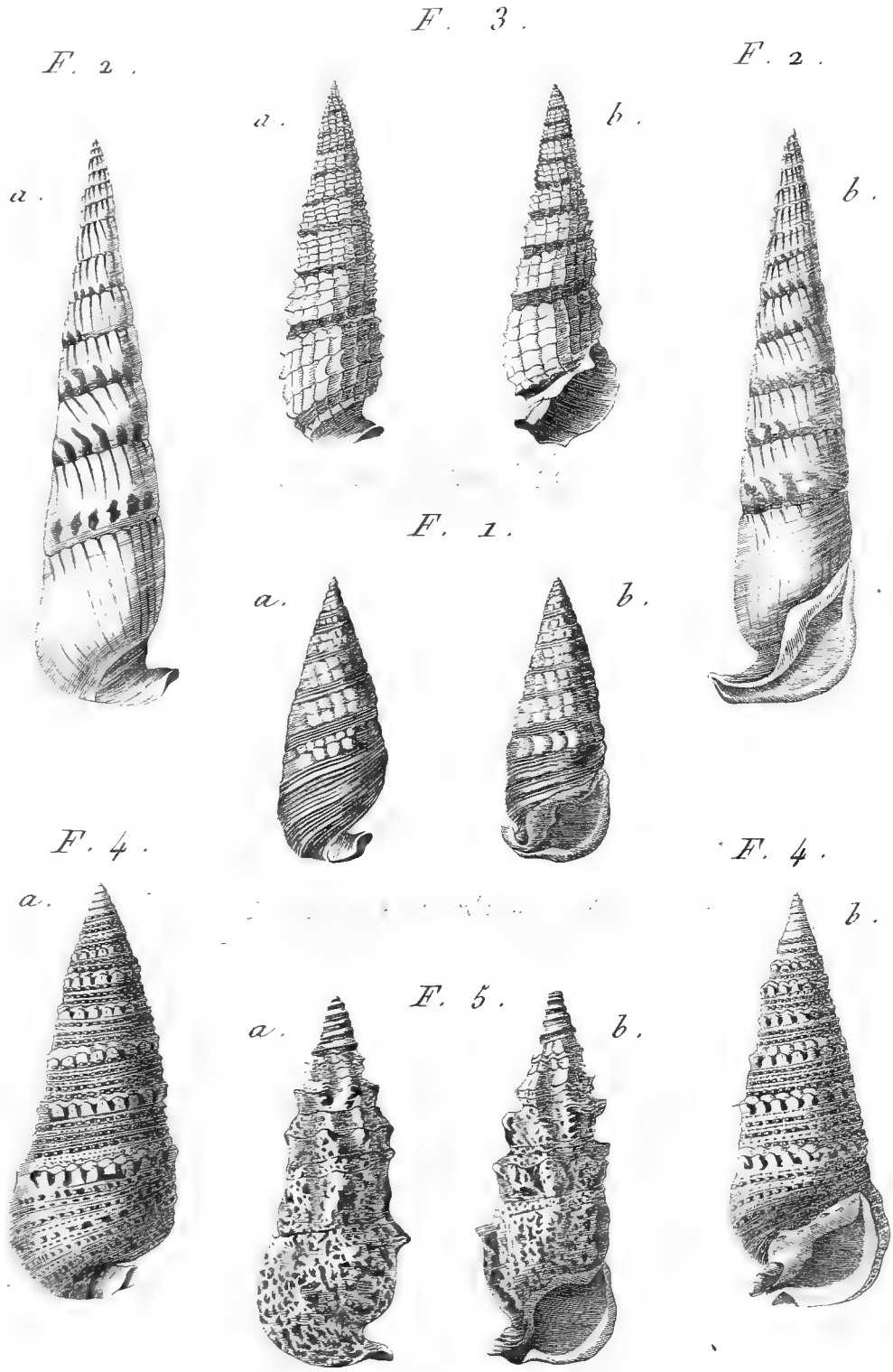
*F. 4.*



*F. 3. b.*







Desv. del. et. d.

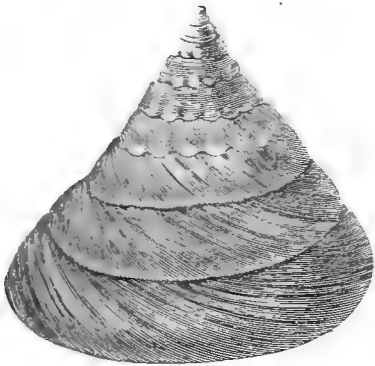





F. 1.




F. 2. a.



F. 2. b.



F. 1. b.






F. 1. a.



F. 1. b.





F. 2. a.



F. 3. b.


F. 3. a.




F. 2. b.

b


F. 4. a.



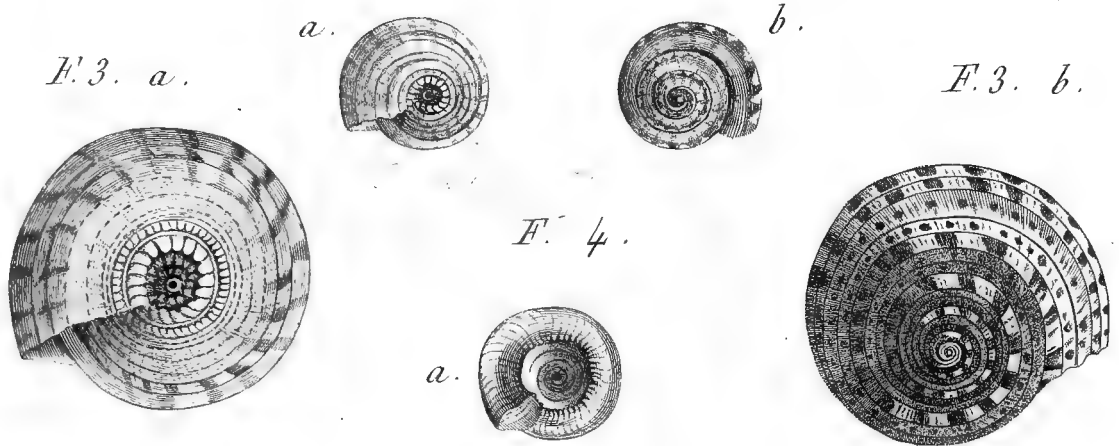
F. 4. b.



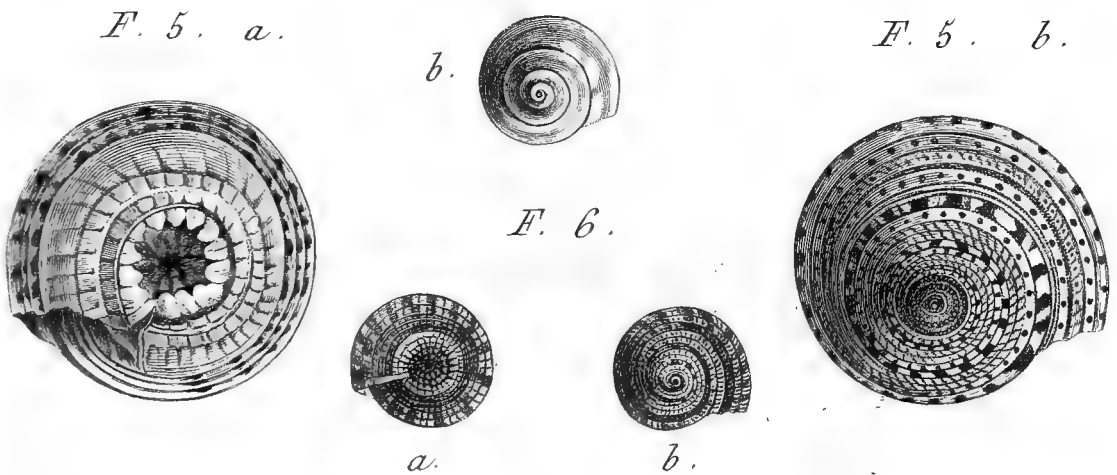




F. 1.



F. 2.



F. 3. a.

F. 3. b.

F. 5. a.


F. 5. b.

a.


a.

a.

b.



F. 1. a.



F. 2. a.




F. 1. b.




F. 2. b.



F. 3. a.



F. 3. b.



F. 4. a.



F. 5. a.



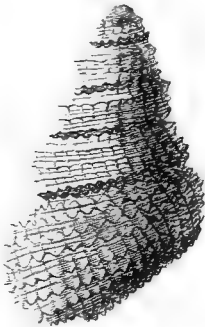
F. 4. b.



F. 5. b.



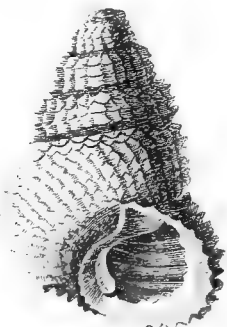
F. 6. a.



F. 7. a.




F. 6. b.




F. 7. b.










Deceve. Del. et Direc.



F. 1. a.



F. 1. c.



F. 2.




a.



b.

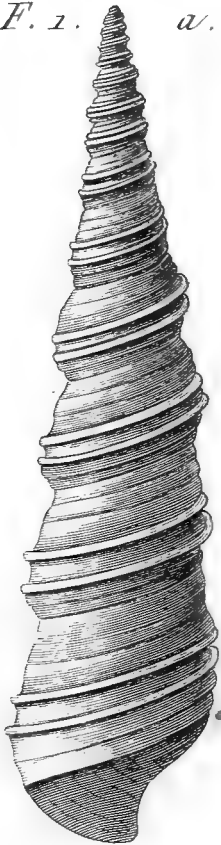
F. 1. b.



Turritelle.

F. 2.

F. 1. a.



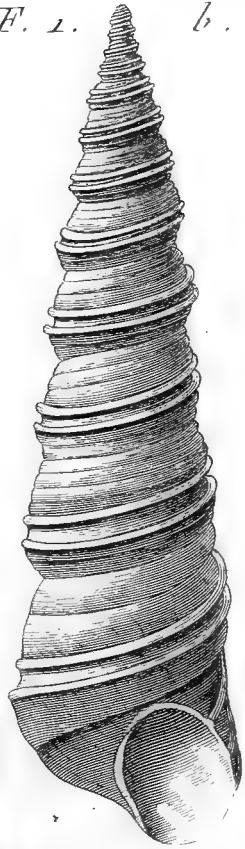
a.



b.

*Turritella*.

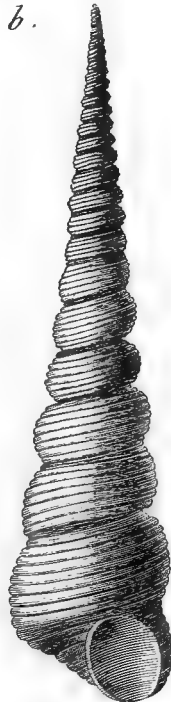
F. 1. b.



F. 3.



a.




b.



*F. 1. a.*




*F. 2. b.*



*F. 2. a.*




*F. 1. b.*



*F. 3. b.*



*F. 3. a.*




*F. 4. a.*




*F. 5. b.*



*F. 5. a.*



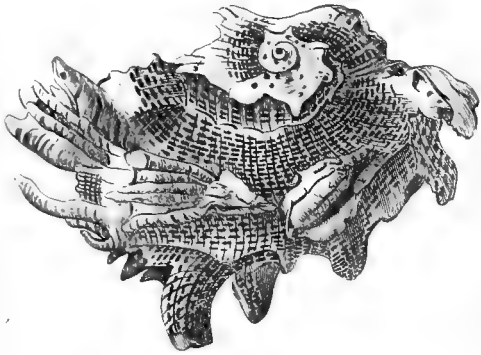
*F. 4. b.*



*Stomateo Synonymo in Lamarck.*



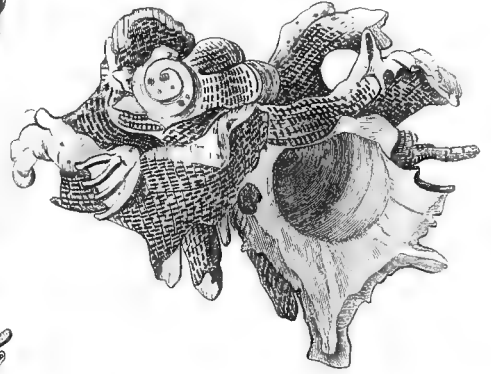
F. 1. a.



F. 2. a.



F. 1. b.



F. 2. b.



F. 2. a.



F. 2. b.



F. 1. a.



F. 4.



a.



b.

F. 1. b.



F. 3. a.



F. 5.



a.



b.

F. 3. b.











Pyramidelle *Pyramidella*.



Deserue delet D<sup>e</sup>



F. 1. a.



F. 2.

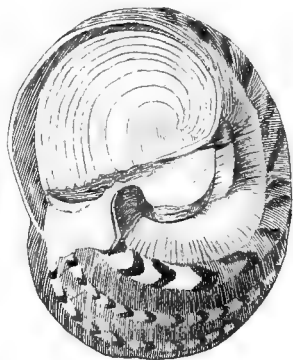


a.




b.

F. 1. b.



F. 3.



a.

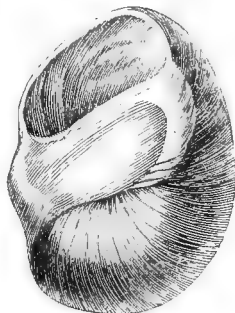


b.

F. 5. b.




F. 5. a.



F. 4. a.



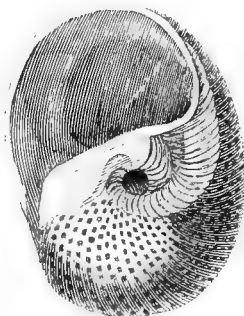
F. 6. a.




F. 4. b.



F. 6. b.





F. 2 .

F. 1 . a .



a .



b .

F. 1 . b .



*Nerita ...*

F. 3 .

F. 4 . a .




a .



b .

F. 4 . b .



F. 5 .

F. 6 . a .




a .



b .

F. 6 . b .



*N. Versicolor. Lamk. V. ...*

F. 7 .



a .



b .



F. 1. a.



F. 1. b.



F. 2. a.



F. 2. b.



F. 3. a.



F. 3. b.



F. 4.



a.



b.

F. 5. a.



F. 5. b.




F. 6.



a.



b.





F. 1. a.



a.




f.

2.



c.


F. 1. b.



*Janthina* *Janthina*

Navicelle. *Navicella*.

a.

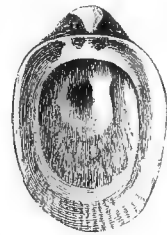


F. 1.

b.



c.



d.



*Navicella* *Navicella*

a.



F. 2.

b.



F. 4.

F. 3.

F. 4.



a. 2



a. 3



b. 3



b. 4

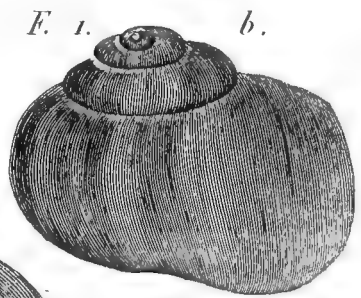
*Navicella* *Navicella*

Desrochers del et Duf.





F. 1. a.



F. 1. b.



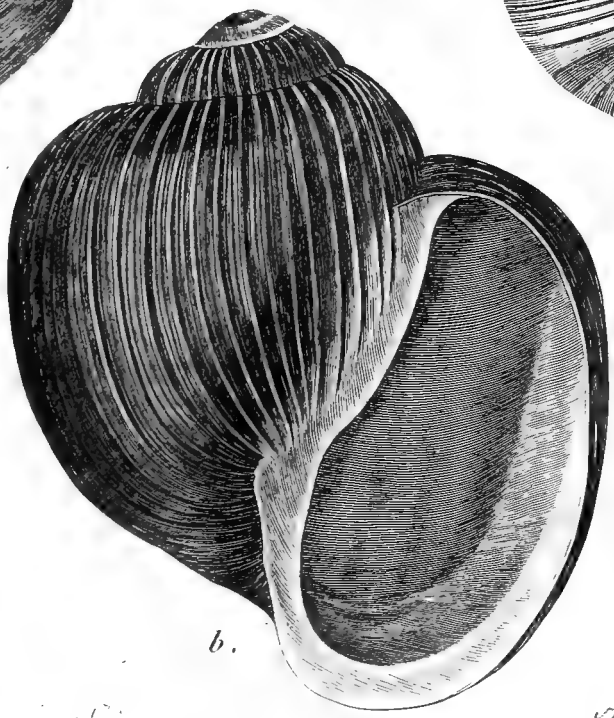
F. 2



F. 3. a.



F. 3. b.



b.



F. 4. a.



F. 4. b.

*A. ins.*

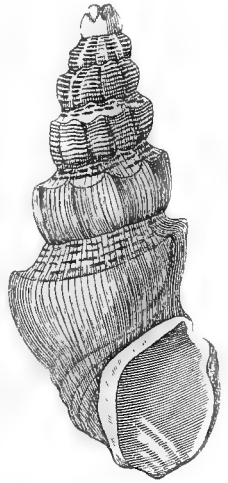
*A. ins.*



F. 2. a.



F. 2. b.



F. 1.



F. 3.



F. 7. M. ... F. 8.



F. 3.



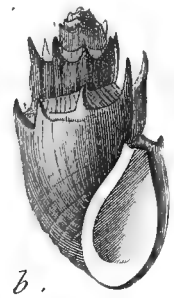
F. 4.



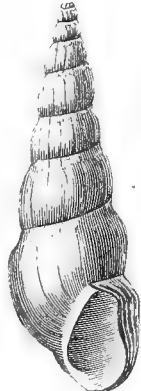
F. 5.




F. 6.



F. 5.






F. 5. a.



F. 5. b.



F. 1.



a.



b.

*Rhyssalus ...*

F. 2.



a.



b.

*Planorbis ...*

F. 3.



a.

F. 3.



b.

F. 4.



a.

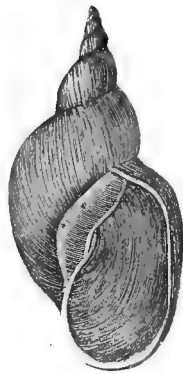


b.

F. 6. a.



F. 6. b.



F. 7.




a.




b.

*Ammonia ...*






F. 1. a.



F. 2.

*Planorbis auricula*




a.




b.

F. 1. b.

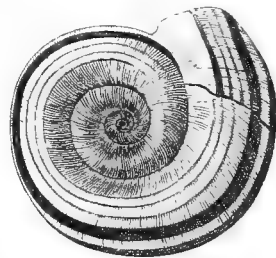


*Planorbis auricula*

a.



F. 3.



b.

F. 5. b.




F. 4. a.



F. 5. a.



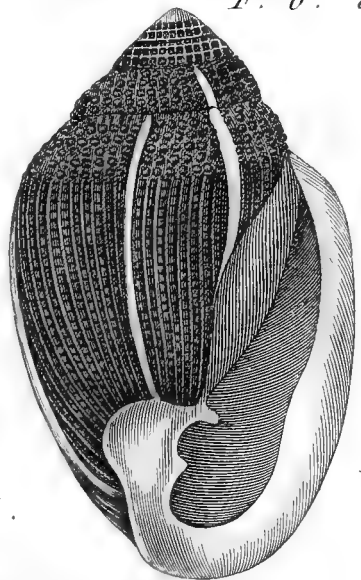
F. 6. a.



F. 4. b.



F. 6. b.




*Planorbis auricula*



F. 1. a.



F. 1. b.



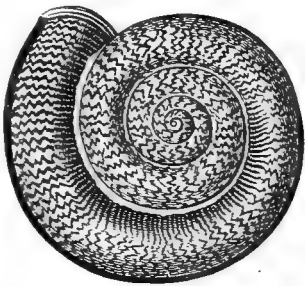
F. 2



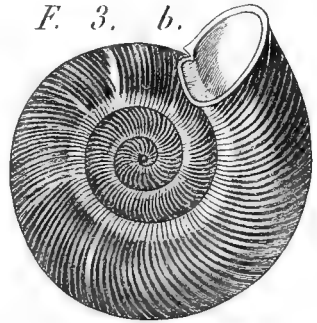
F. 6. a.



F. 3. a.



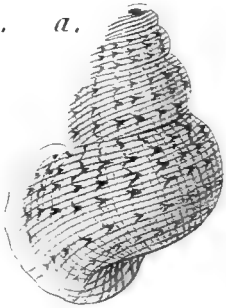
F. 3. b.



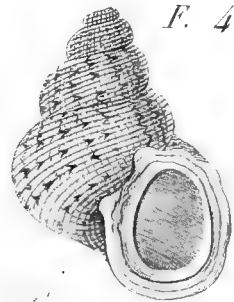
F. 6. b.



F. 4. a.




F. 4. b.

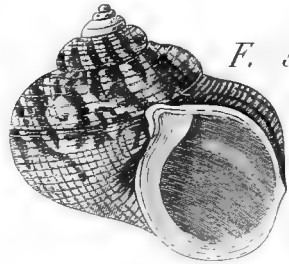



F. 7.

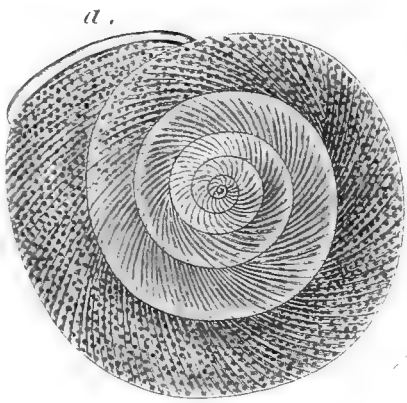
F. 5. a.



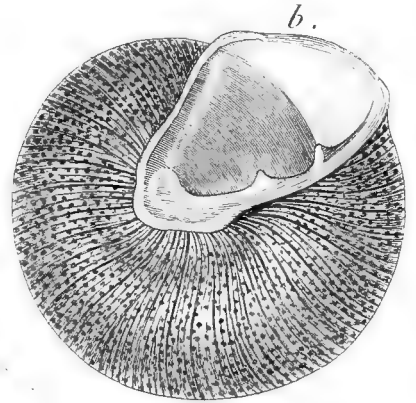
F. 5. b.



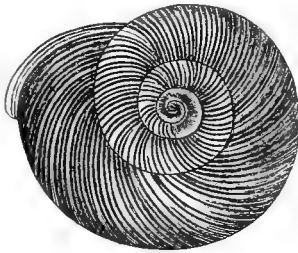




F. 1.




F. 2. a.



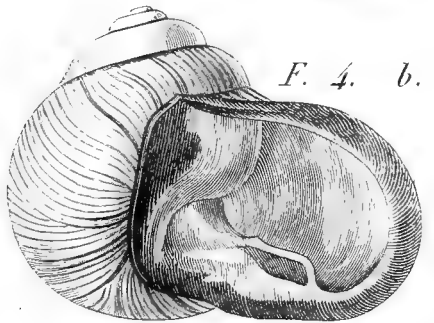
F. 3. a.



F. 4. a.



F. 4. b.



F. 2. b.

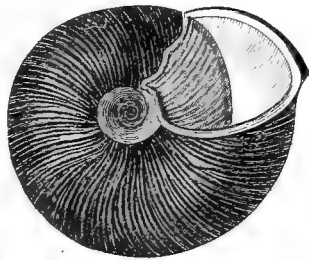
F. 5. a.



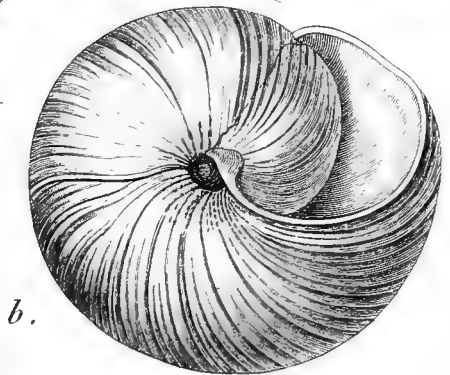
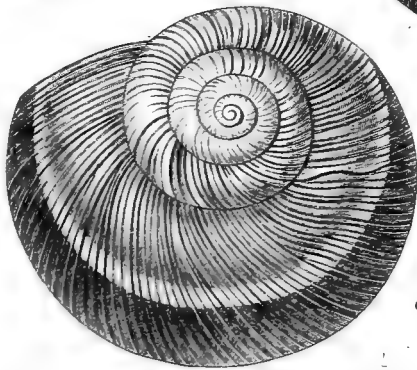
F. 5. b.




F. 6.

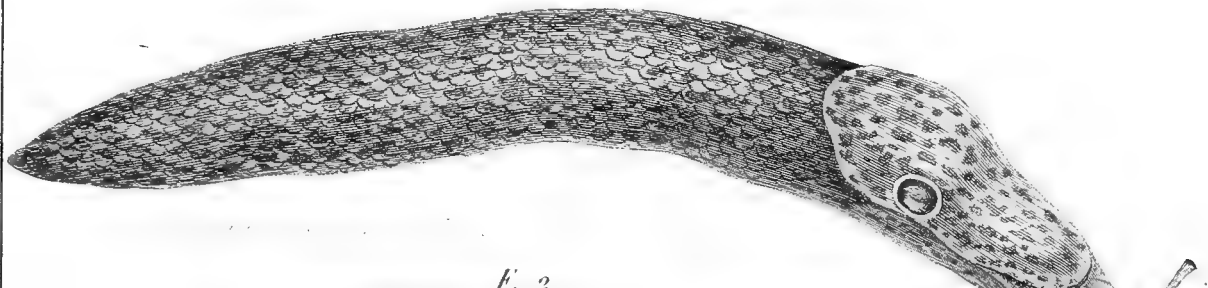


F. 6.

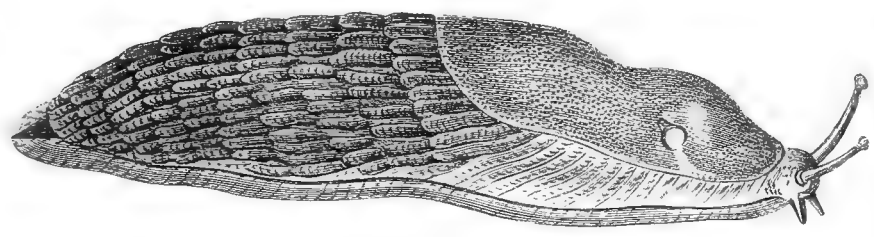




F. 1.



F. 2.



b.



a.



a.

F. 3.



F. 3.



b.

F. 4.



a.




b.




c.


Deceve, Del. et D.

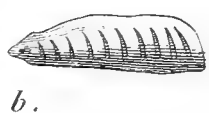
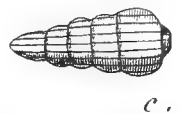
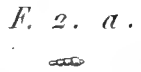
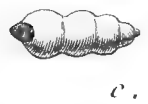
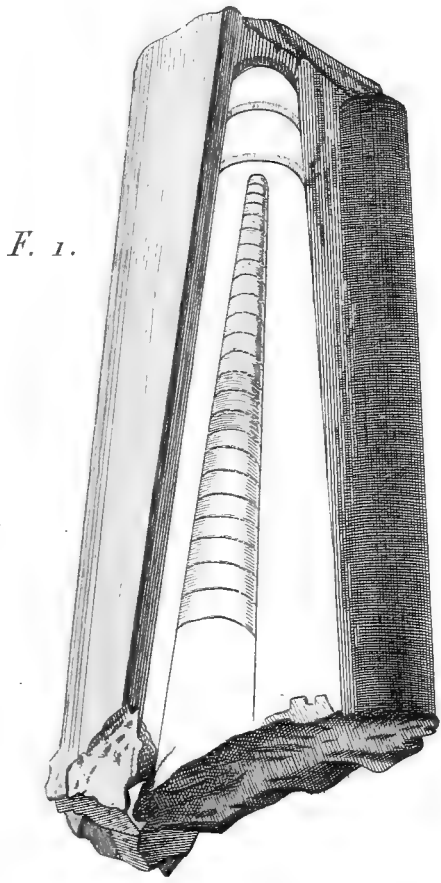
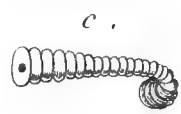
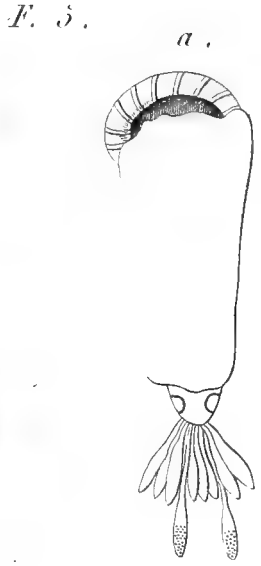
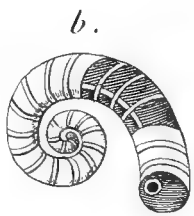
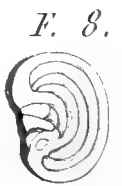







Desv. Del. et D.

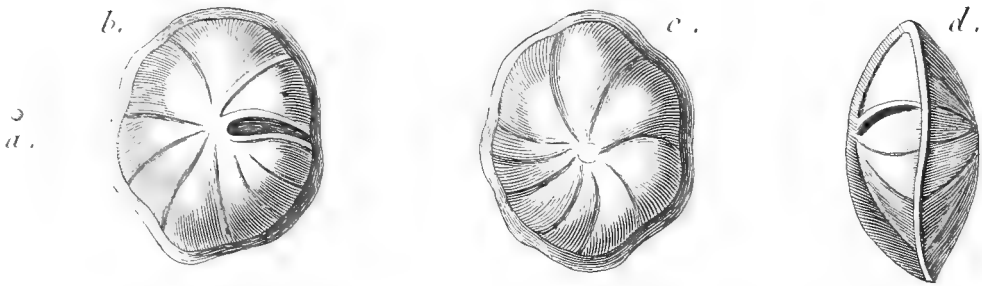




*Dezobry, Del. et Dürer.*



F. 9.



F. 10.



F. 7.



F. 8.



F. 6.



F. 5.



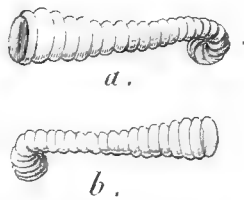
F. 4.



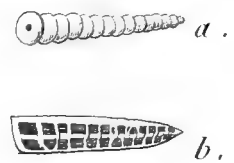
F. 1.




F. 2.




F. 3.

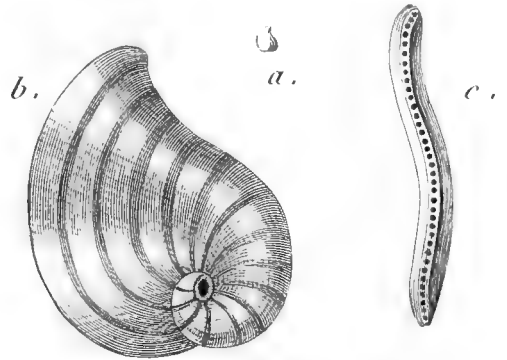




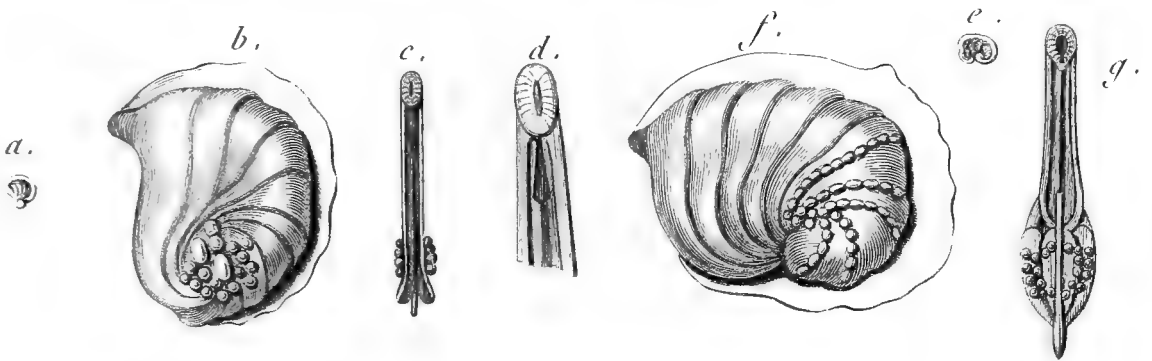
F. 1.



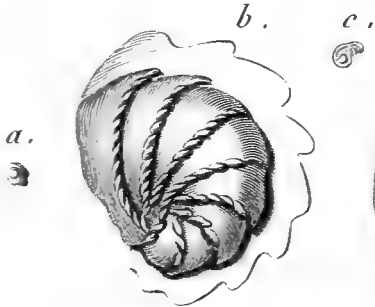
F. 2.



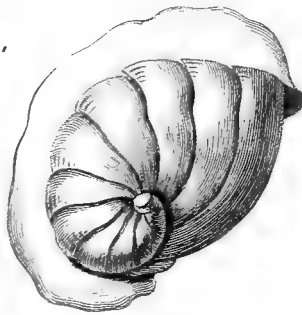
F. 3.



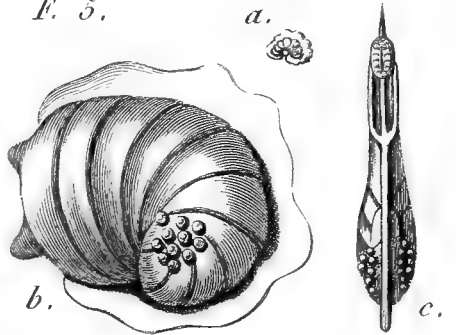
F. 4.




d.



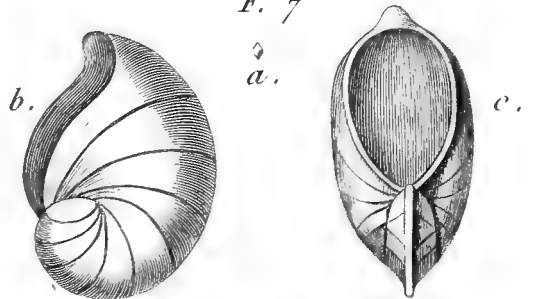
F. 5.



F. 6.



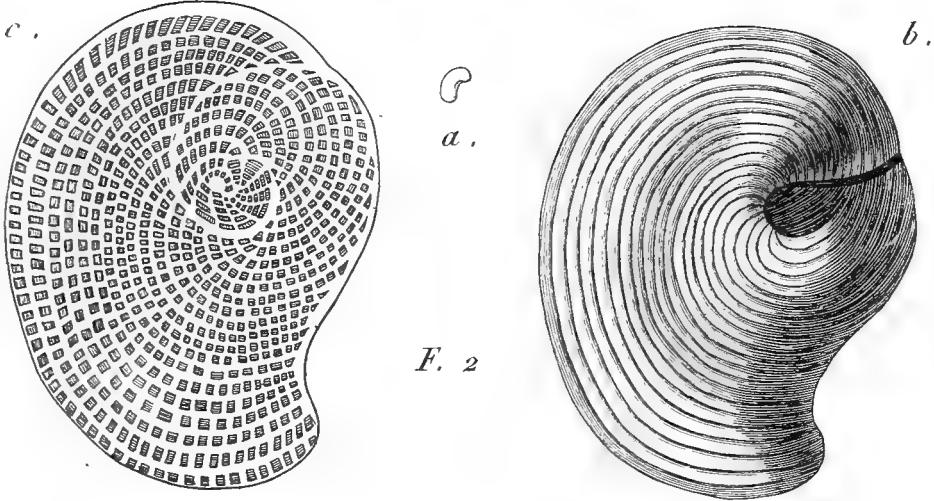
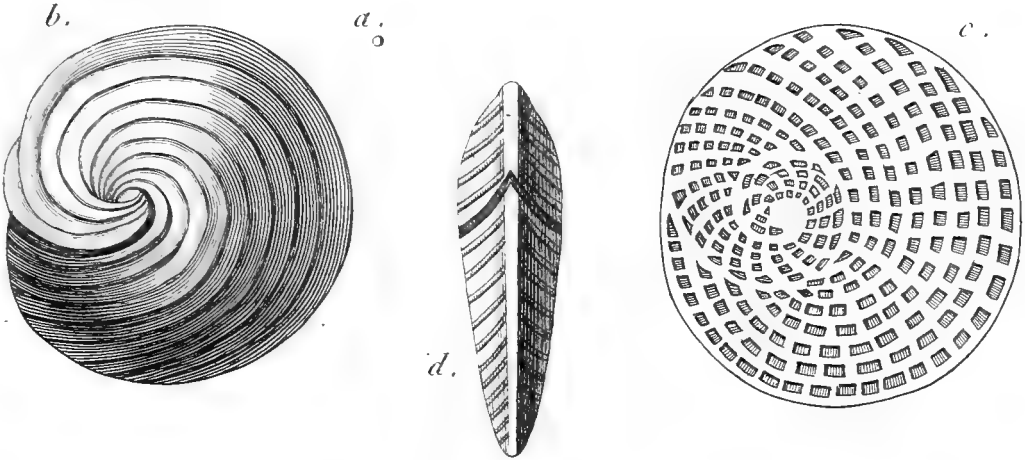
F. 7.





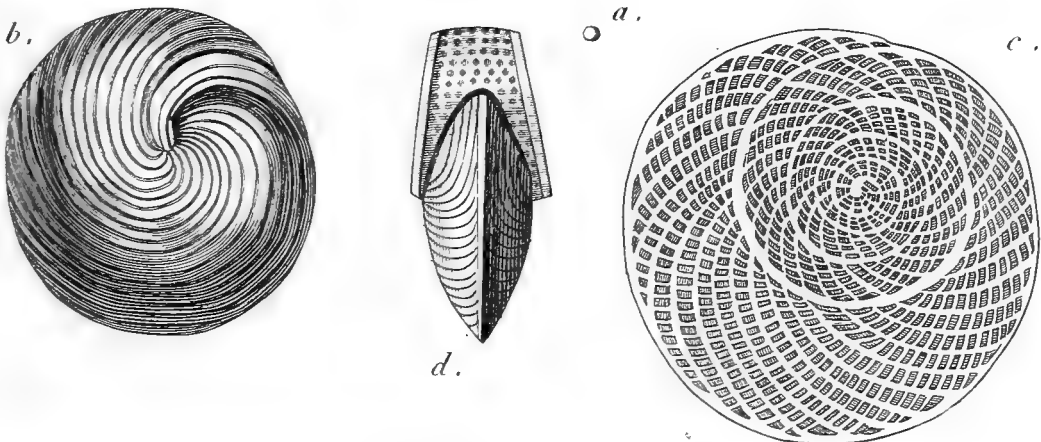



F. 1.




F. 2

F. 3.

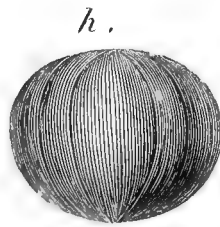

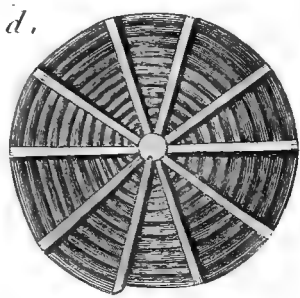




F. 1.



a.



g.

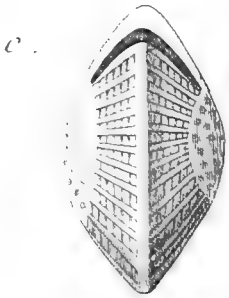
F. 3.

F. 2.

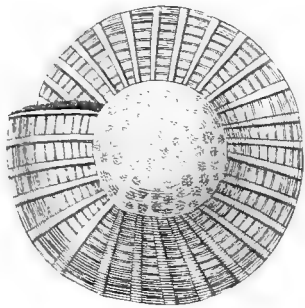




F. 1.

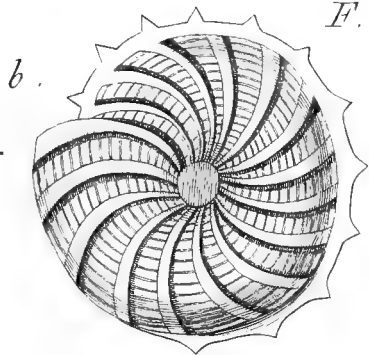


a.




a.

F. 3.

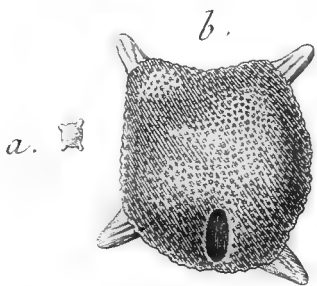


a.

F. 2.




F. 4.



a.

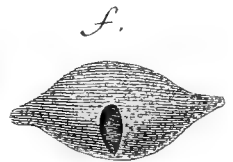


c.




d.

e.



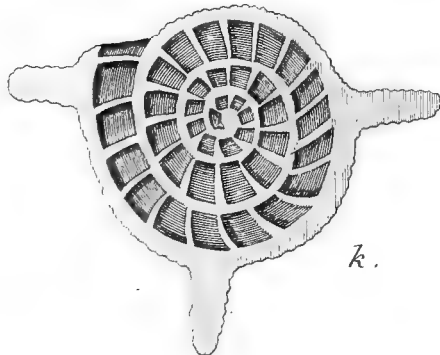
f.

g.




h.


i.




k.




*F. 3. a.*




*F. 2. b.*




*F. 2. a.*




*F. 3. b.*



*F. 1. b.*




*F. 1. a.*



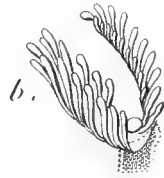
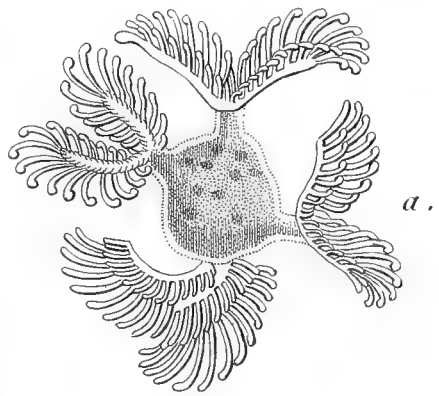




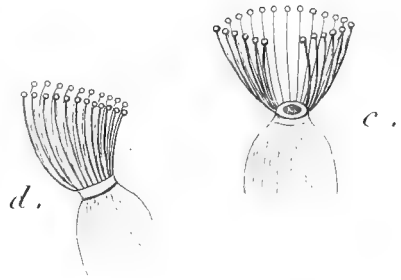

F. 1.



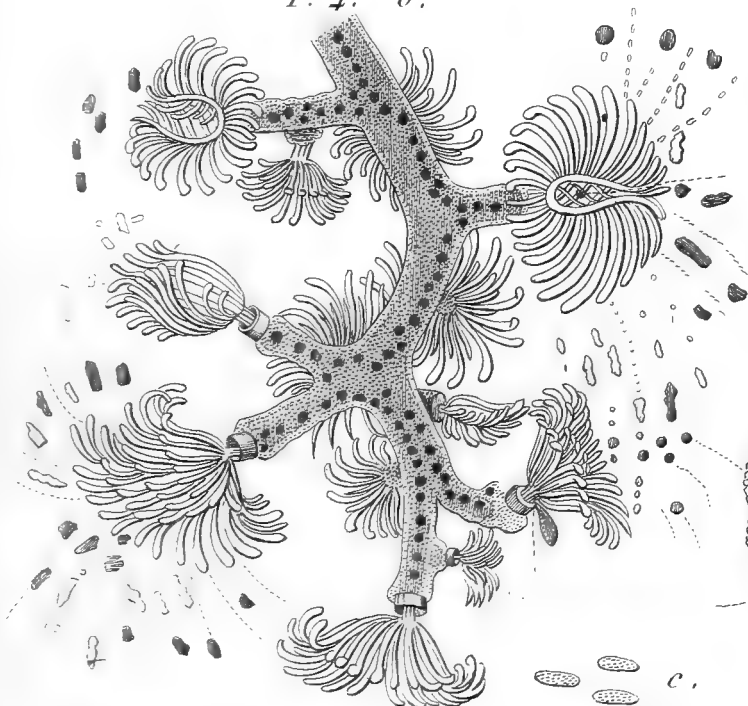
F. 2



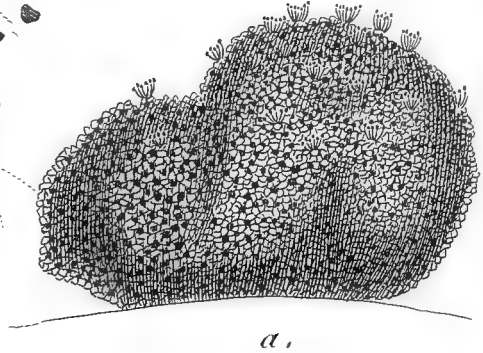
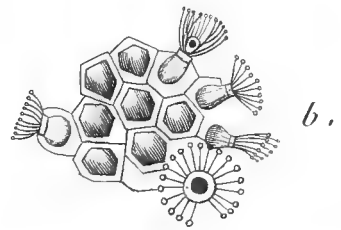
F. 4. a.




F. 4. b.



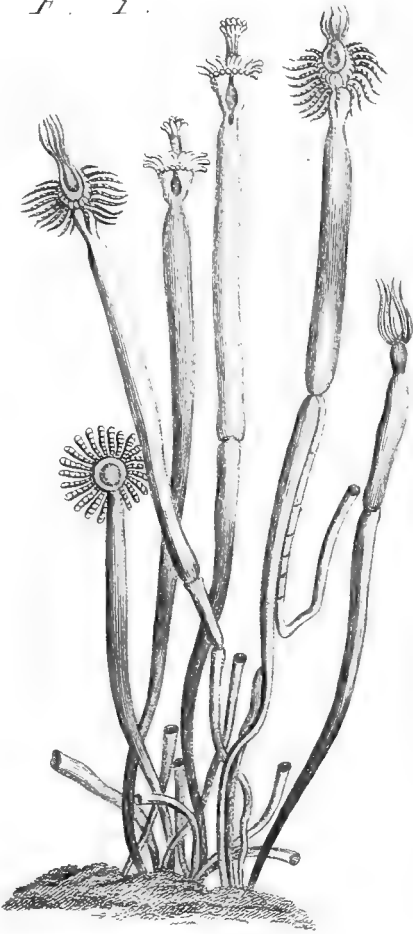
F. 3.



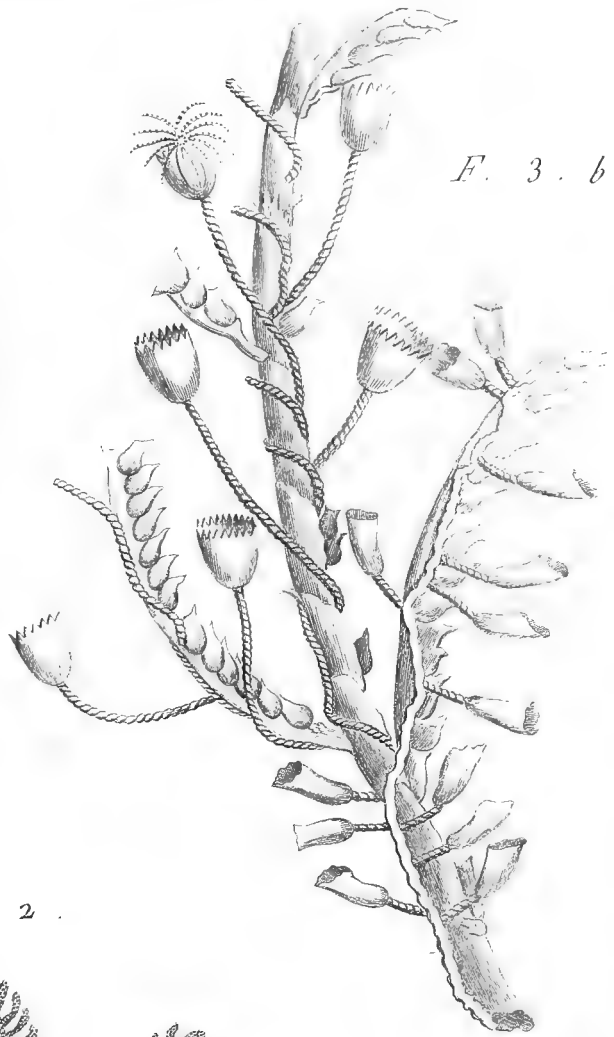
Deese Del: et Direc:



F. 1.

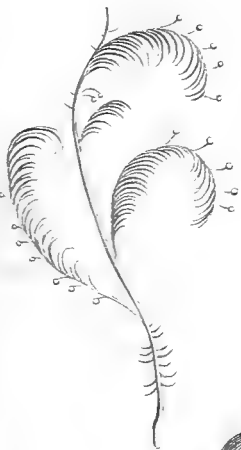


F. 3. b.

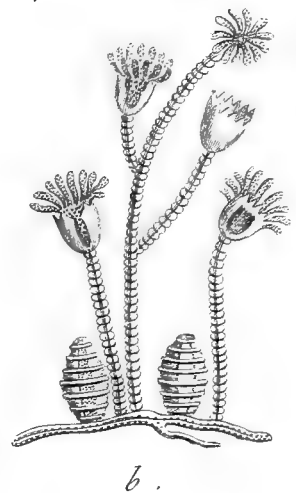
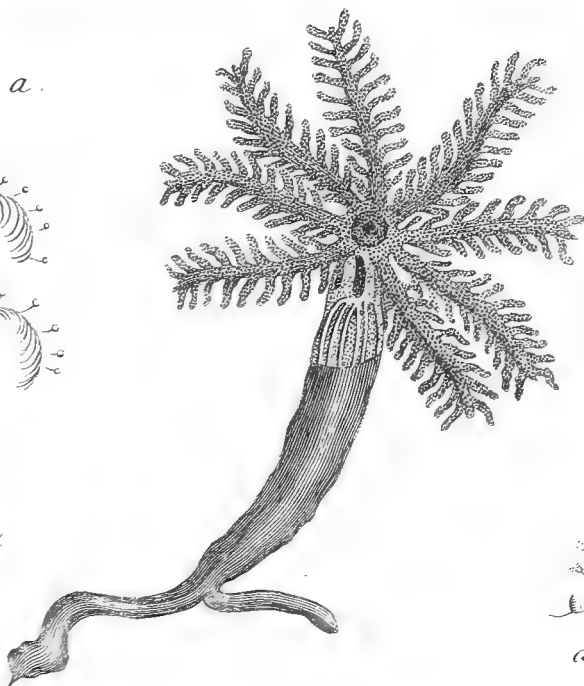


F. 2.


F. 3. a.



F. 4.



Desceve del et D. sculp.



F. 1.

a.




F. 2. a.

F. 1. b.



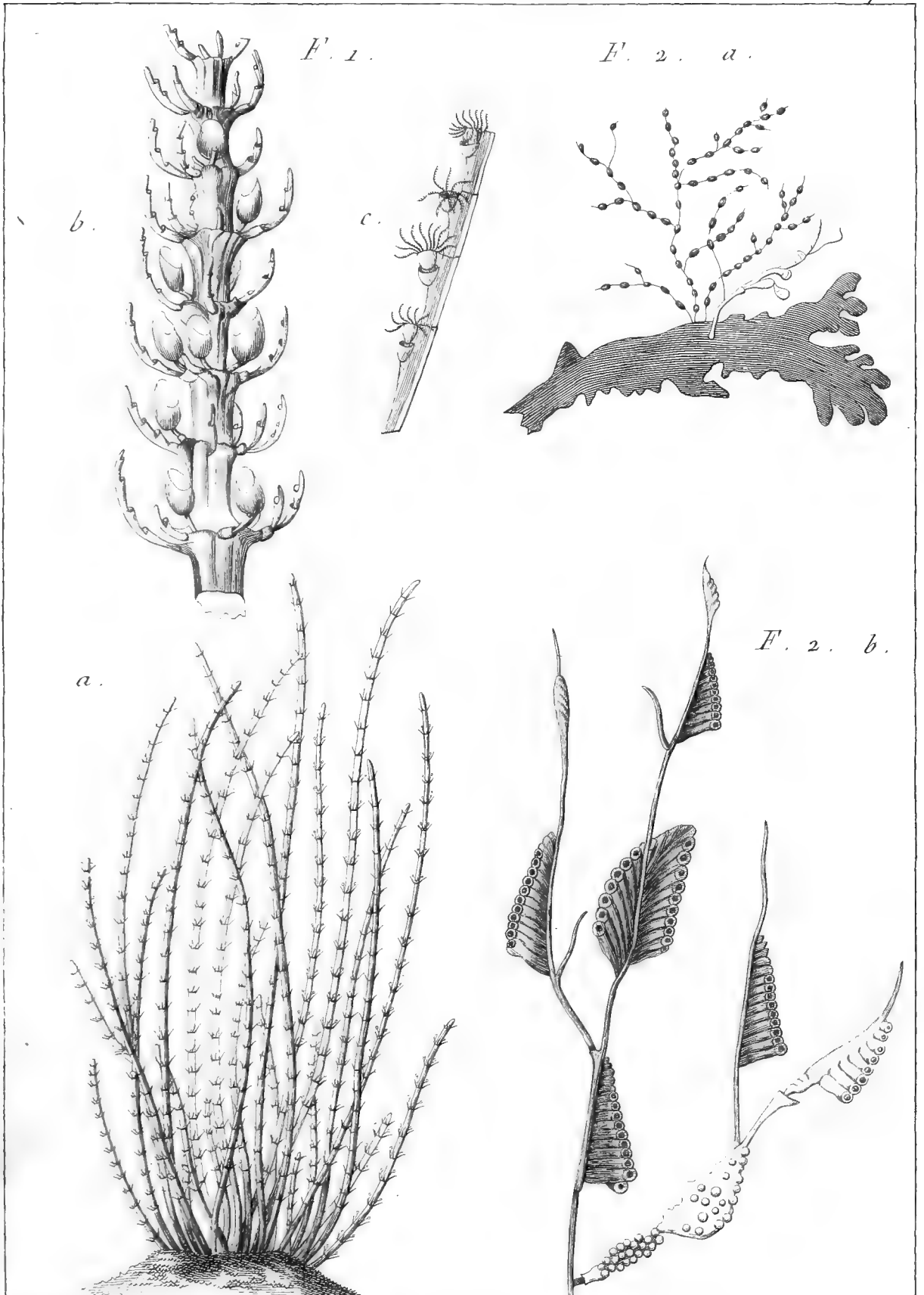
F. 2.

b.




Dezobee del et D.





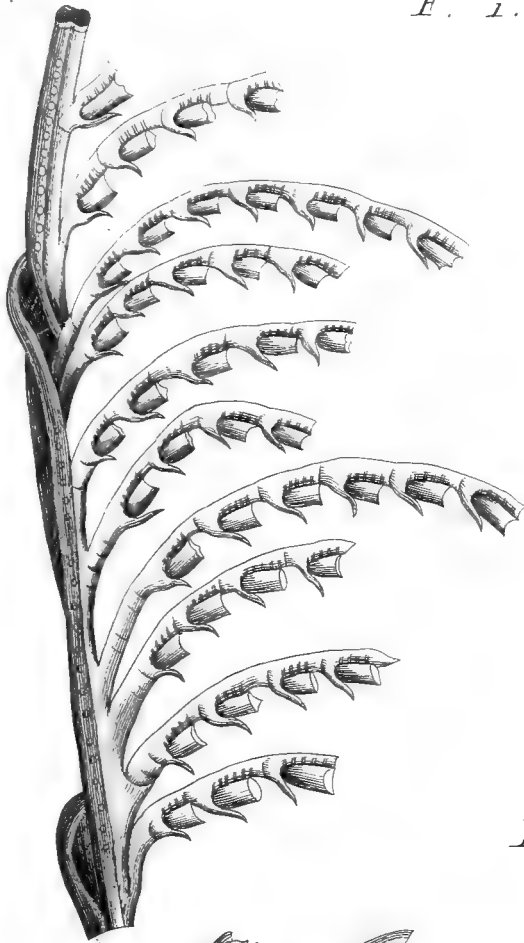
*Dereve del et D<sup>o</sup>*



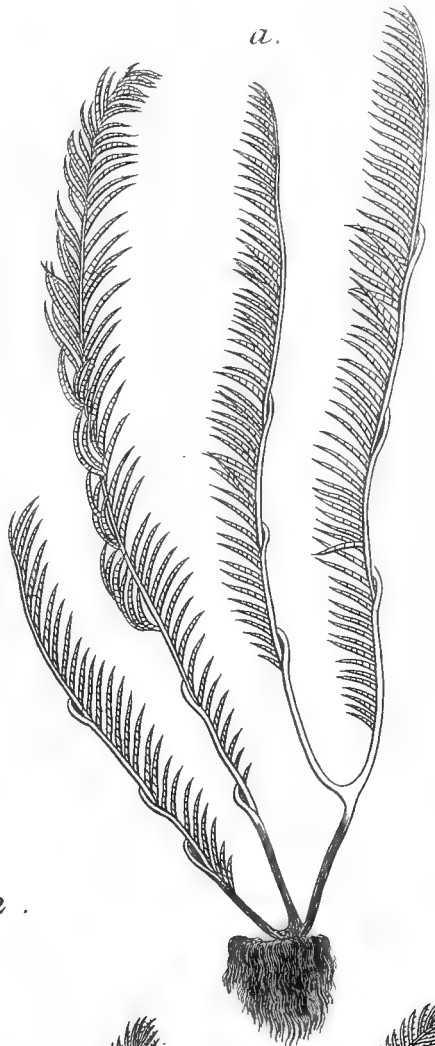


b.

F. 1.

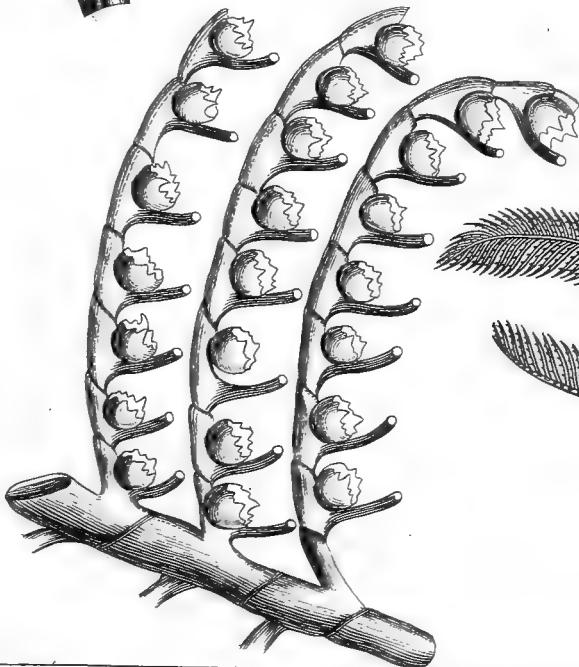


a.



F. 2.

b.




a.



Desève del. et D.<sup>e</sup>



F. 1. a.



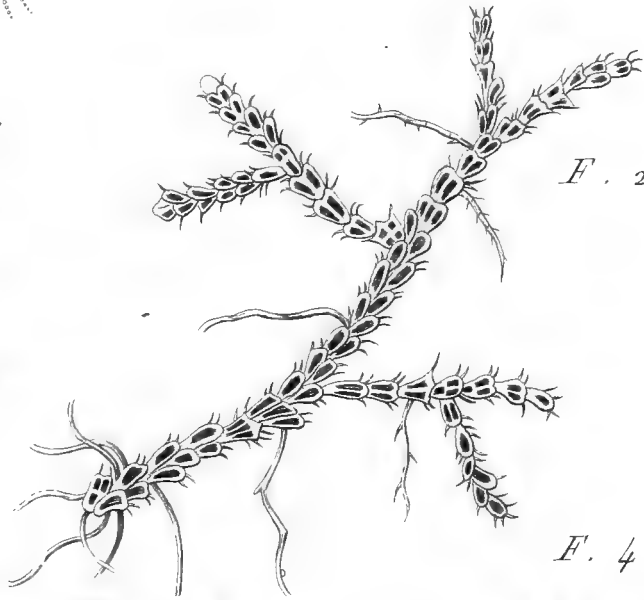
F. 2. a.



F. 1. b.

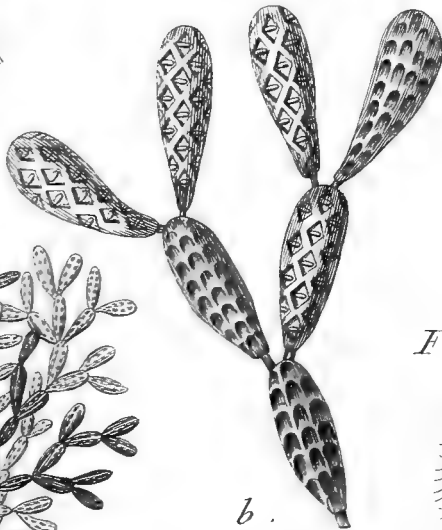


F. 2. b.




F. 4. b.

F. 3.



b.

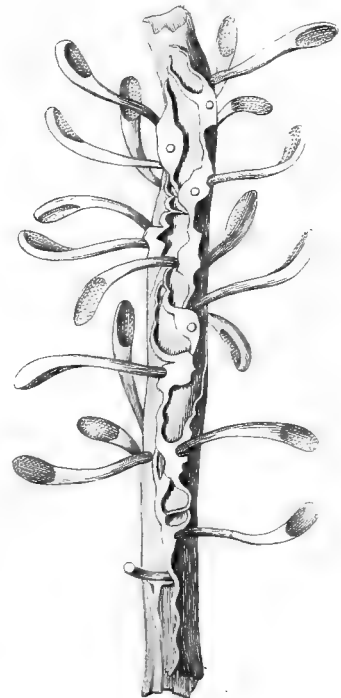


a.

F. 4.



a.






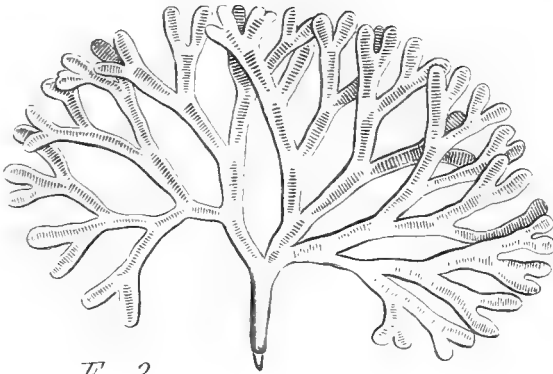
F. 1.



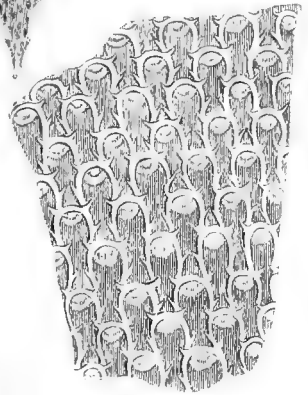
F. 4. a.



F. 2.



b.

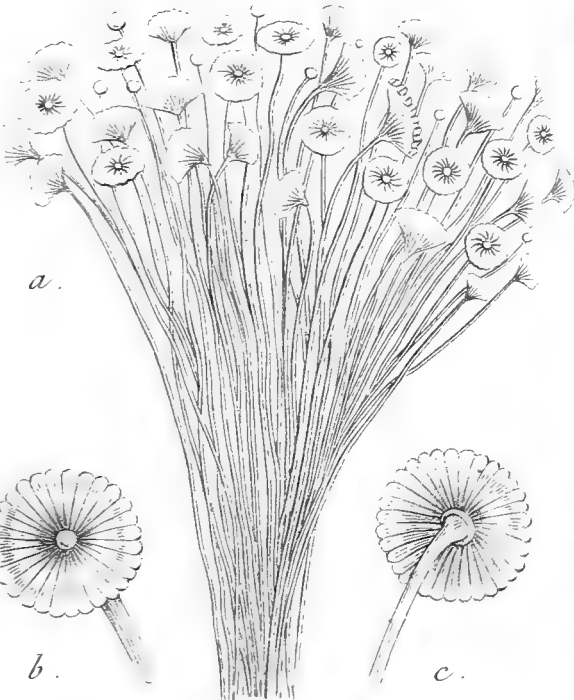


c.

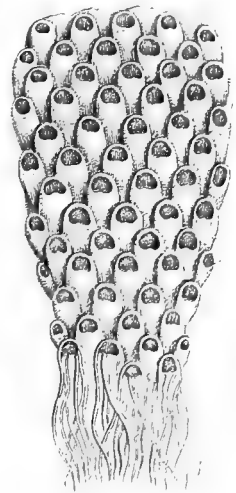
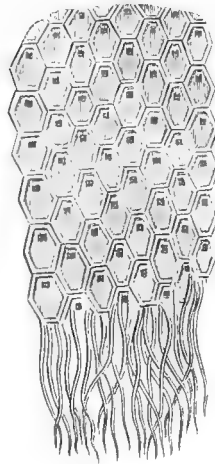
F. 5. c.



F. 3.




F. 5. b.



F. 5. a.

*Deseve del et. D<sup>t</sup>*



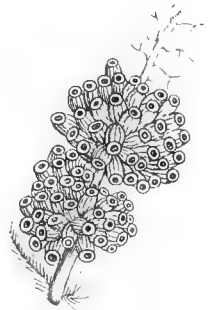
*F. 1.*



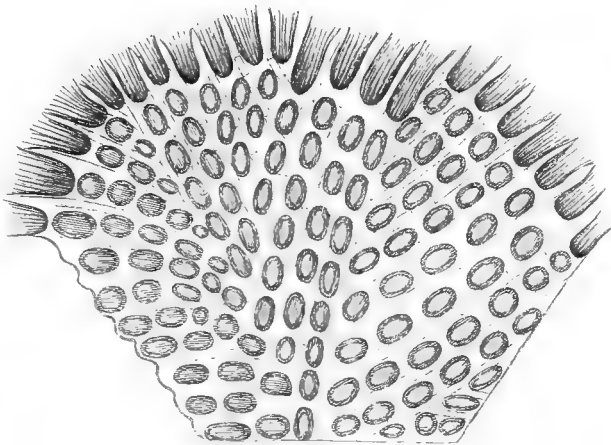
*F. 2.*



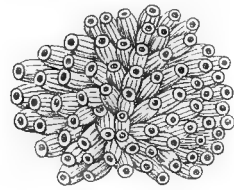
*F. 3. a.*



*F. 4.*



*F. 3. b.*




*a.*



*F. 5.*

*b.*





*F. 7.*


*F. 8.*

*b.*

*F. 6.*

*a.*



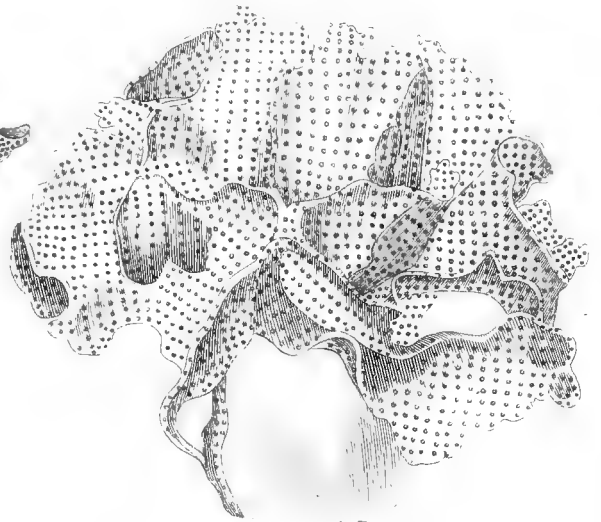





*F. 1. a.*




*F. 2. a.*




*F. 1. b.*



*F. 2. b.*



*F. 3.*




*F. 4.*

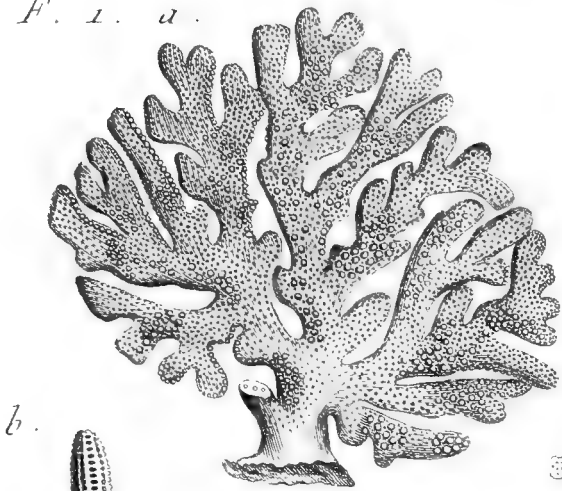


*Desv. del. et D. sc.*

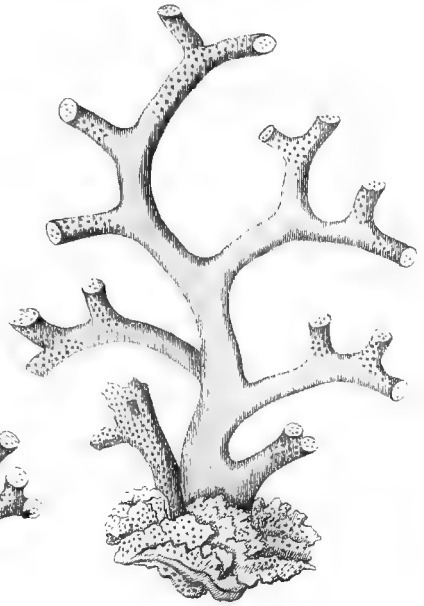
*Hist. Nat; Polypiers à Réseau.*




F. 1. a.



F. 2. a.



F. 3.




*Decevedel et D<sup>s</sup>*




*a.*

*F. 1.*




*b.*



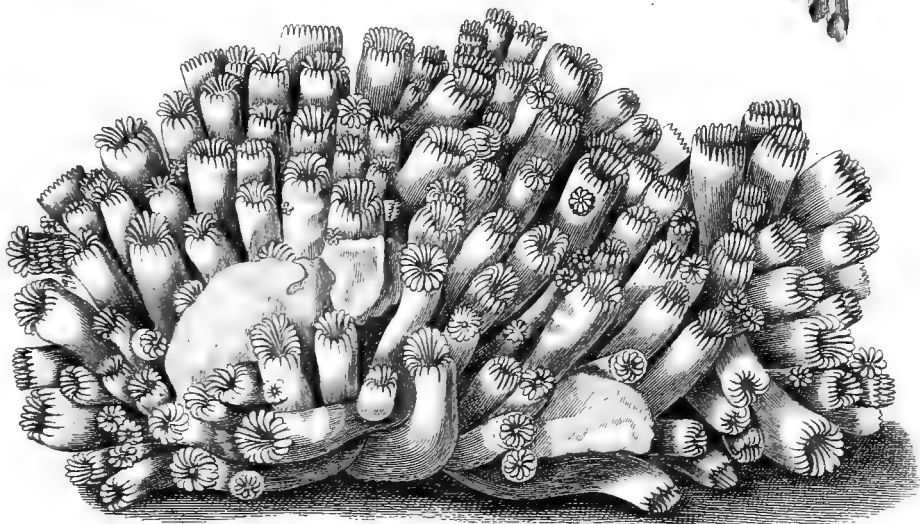
*F. 2.*



*F. 3.*



*F. 4.*





*Desore del. D<sup>e</sup>*



a.

F. 1.



b.



F. 2.

F. 3.

F. 5. a.




F. 6.

F. 4.


F. 5. b.

a.



F. 6.

b.

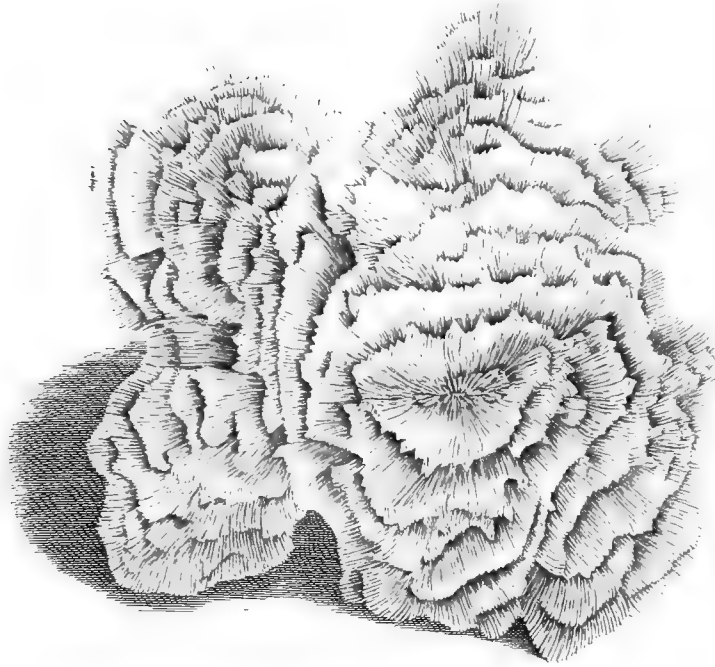


Desco de la D.







F. 1 .



F. 2 .



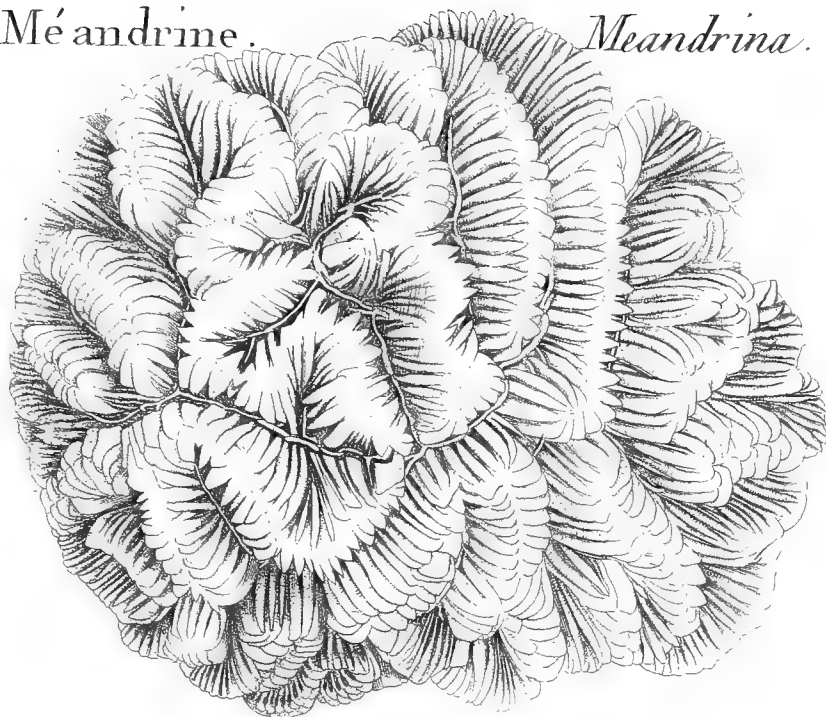


Méandrine.

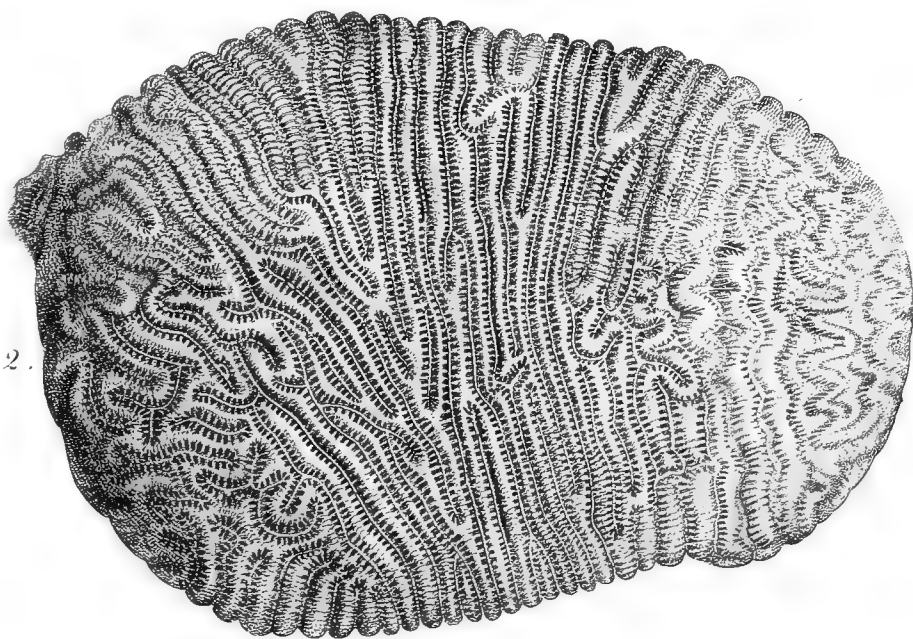
*Meandrina*.

Pl. 485.

F. 1.




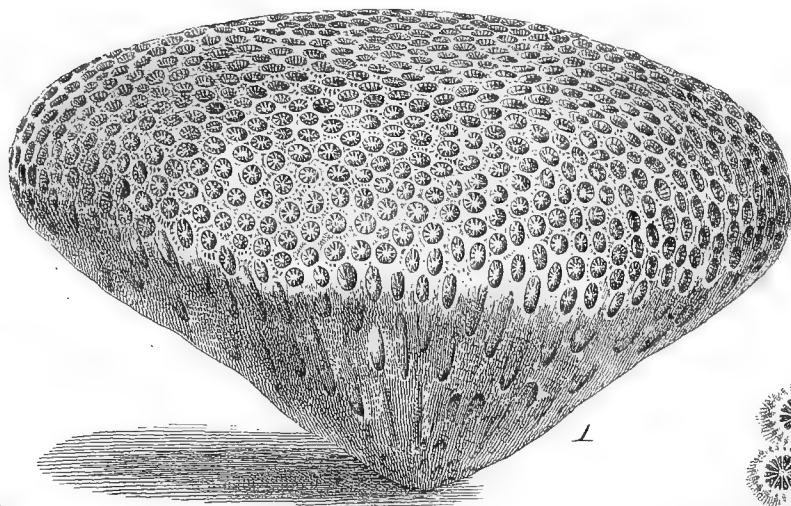
F. 2.




*Hist. Nat; Polypiers Lamellifères.*

50.

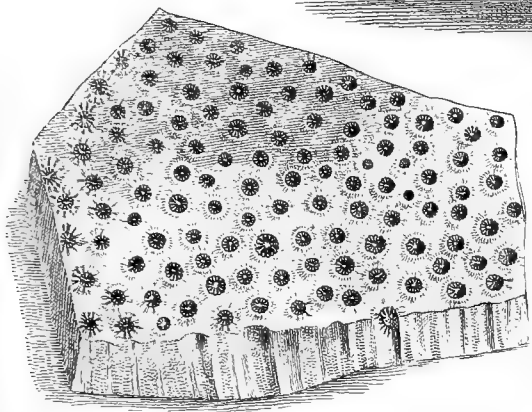




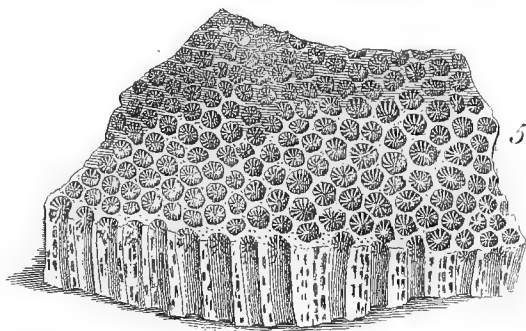
1



2



3




5



4



6




7




8











*Hist. Nat; Polypiers Lamellifères.*









3 2044 072 169 063

