


1881


Library of the Museum
OF
COMPARATIVE ZOÖLOGY.

AT HARVARD COLLEGE, CAMBRIDGE, MASS.

The gift of *Wm. Brewster*

No. 217
May 2, 1881





SMITT: SCANDINAVIAN FISHES

A HISTORY OF
SCANDINAVIAN FISHES

BY

B. FRIES, C. U. EKSTRÖM, AND C. SUNDEVALL

WITH PLATES

BY

W. VON WRIGHT

SECOND EDITION

REVISED AND COMPLETED BY

F. A. SMITT

PLATES

PART I




HAD
C.

STOCKHOLM 1892

KUNGL. BOKTRYCKERIET. P. A. NORSTEDT & SÖNER


SCANDINAVIAN FISHES

SECOND EDITION



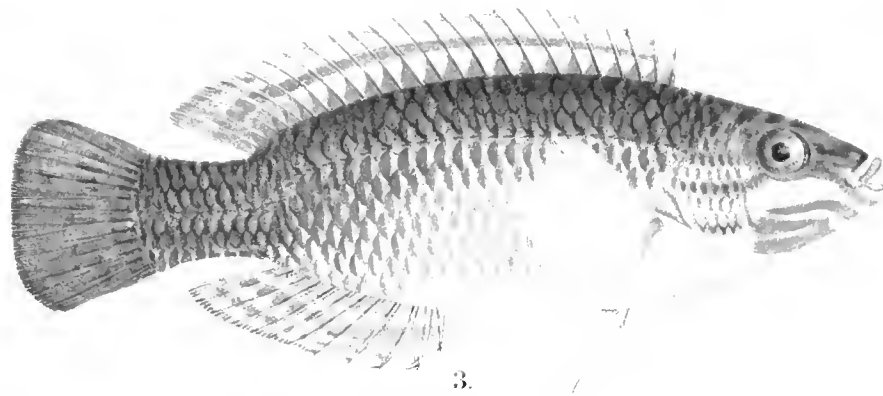
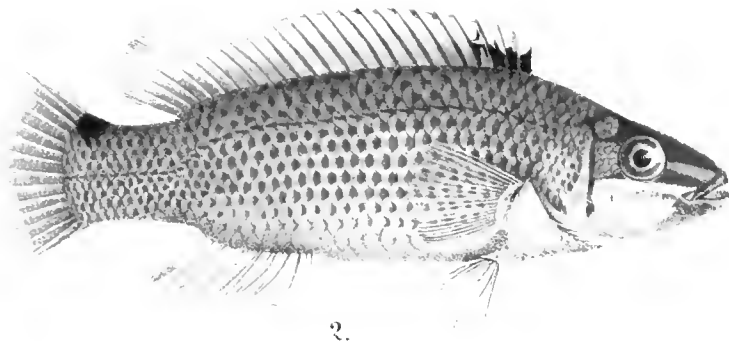

CONTENTS.

Plate I.	1. <i>Labrus berggylta</i> . 2. <i>Labrus rupestris</i> . 3. <i>Labrus exoletus</i> .	Plate XV.	1. <i>Callionymus maculatus</i> . 2—6. <i>Cyclogaster Montagui</i> . 7—10. <i>Cyclogaster liparis</i> . 11. <i>Mugil chelo</i> .
Plate II.	1 & 2. <i>Labrus mixtus</i> . 3. <i>Labrus melops</i> .	Plate XVI.	1. <i>Cyclopterus lumpus</i> .
Plate III.	1. <i>Perca fluviatilis</i> . 2. <i>Stizostedion lucioperca</i> . 3. <i>Acerina cernua</i> .	Plate XVII.	1 & 2. <i>Hippoglossus vulgaris</i> . 3. <i>Drepanopsetta platessoides</i> .
Plate IV.	1. <i>Mullus barbatus</i> . 2. <i>Sebastes marinus</i> . 3. <i>Trachinus draco</i> .	Plate XVIII.	1. <i>Bothus maximus</i> . 2. <i>Bothus rhombus</i> .
Plate V.	1. <i>Agonus cataphractus</i> . 2. <i>Scomber scombrus</i> . 3. <i>Caranx trachurus</i> .	Plate XIX.	1. <i>Scophthalmus norvegicus</i> . 2. <i>Zenogopterus punctatus</i> . 3. <i>Pleuronectes cynoglossus</i> . 4. <i>Arnoglossus lateralis</i> .
Plate VI.	1. <i>Brama Raji</i> . 2. <i>Cottus quadricornis</i> .	Plate XX.	1. <i>Pleuronectes microcephalus</i> . 2. <i>Selea vulgaris</i> . 3. <i>Pleuronectes limanda</i> .
Plate VII.	1. <i>Cottus quadricornis</i> . 2 & 3. <i>Cottus bubalis</i> .	Plate XXI.	1. <i>Pleuronectes flesus</i> . 2. <i>Pleuronectes platessa</i> .
Plate VIII.	1. <i>Cottus gobio</i> . 2 & 3. <i>Cottus scorpius</i> .	Plate XXII.	1. <i>Gadus aeglefinus</i> . 2 & 3. <i>Gadus callarias</i> .
Plate IX.	1. <i>Xiphias gladius</i> . 2. <i>Zeus faber</i> .	Plate XXII, A.	1. <i>Gadus ogac</i> . 2. <i>Gadus luscus</i> . 3. <i>Gadus gracilis</i> .
Plate X.	1. <i>Batrachus didactylus</i> . 2. <i>Lophius piscatorius</i> . 3. <i>Antennarius histrio</i> .	Plate XXIII.	1. <i>Gadus callarias</i> . 2. <i>Gadus aeglefinus</i> . 3. <i>Rhamphistoma belone</i> . 4. <i>Ammolytes lanceolatus</i> .
Plate XI.	1. <i>Trigla gurnardus</i> . 2 & 3. <i>Chirolophis galerita</i> . 4. <i>Lumpenus maculatus</i> . 5. <i>Lumpenus lampretiformis</i> . 6. <i>Pholis gunnellus</i> .	Plate XXIV.	1. <i>Gadus merlangus</i> . 2. <i>Gadus minutus</i> . 3. <i>Gadus pollachius</i> . 4. <i>Gadus virens</i> .
Plate XII.	1. <i>Echelyopus viviparus</i> . 2. <i>Anarrhichas lupus</i> . 3—5. <i>Gobius niger</i> .	Plate XXV.	1. <i>Merluccius merluccius</i> . 2. <i>Phycis blennoides</i> . 3. <i>Raniceps raninus</i> . 4. <i>Brosniius brosmo</i> .
Plate XIII.	1. <i>Anarrhichas minor</i> . 2. <i>Anarrhichas latifrons</i> . 3 & 4. <i>Gobius flavescens</i> . 5. <i>Gobius microps</i> . 6. <i>Gobius pictus</i> . 7. <i>Gobius minutus</i> . 8 & 9. <i>Aphya minuta</i> .	Plate XXVI.	1. <i>Lotta lota</i> . 2. <i>Molva molva</i> . 3. <i>Molva dipterygia</i> .
Plate XIV.	1. <i>Callionymus lyra</i> .	Plate XXVII.	1. <i>Onos cimbrius</i> . 2 & 3. <i>Onos mustela</i> . 4. <i>Orthogoriscus meda</i> .



INDEX.




<i>Acerina cernua</i>	Pl.	III.	Fig. 3.	<i>Gobius minutus</i>	Pl.	XIII.	Fig. 7.
<i>Agonus cataphractus</i>		V.	1.	<i>niger</i>		XII.	3, 5.
<i>Anmodytes lanceolatus</i>		XXIII.	4.	<i>pietus</i>		XIII.	6.
<i>Anarrhichas latifrons</i>		XIII.	2.	<i>Hippoglossus vulgaris</i>		XXVII.	1 and 2.
<i>lupus</i>		XII.	2.	<i>Labrus berggylta</i>		I.	1.
<i>minor</i>		XIII.	1.	<i>exoletus</i>		I.	3.
<i>Antennarius histrio</i>		X.	3.	<i>melops</i>		II.	3.
<i>Aphya minuta</i>		XIII.	8 and 9.	<i>mixtus</i>		II.	1 and 2.
<i>Arnoglossus laterna</i>		XIX.	4.	<i>rupestris</i>		I.	2.
<i>Batrachus didactylus</i>		X.	1.	<i>Lophius piscatorius</i>		X.	2.
<i>Bothus maximus</i>		XVIII.	1.	<i>Lotta lota</i>		XXVI.	1.
<i>rhombus</i>		XVIII.	2.	<i>Lumpenus lampretiformis</i>		XI.	5.
<i>Brama Raii</i>		VI.	1.	<i>maculatus</i>		XI.	1.
<i>Brosmius brosmie</i>		XXV.	4.	<i>Merluccius merluccius</i>		XXV.	1.
<i>Callionymus lyra</i>		XIV.		<i>Molva dipterygia</i>		XXVI.	3.
<i>maculatus</i>		XV.	1.	<i>molva</i>		XXVI.	2.
<i>Caranx trachurus</i>		V.	3.	<i>Mugil chelo</i>		XV.	11.
<i>Chirolophus galerita</i>		XI.	2 and 3.	<i>Mullus barbatus</i>		IV.	1.
<i>Cottus bubalis</i>		VII.	2 and 3.	<i>Onos cimbrius</i>		XXVII.	1.
<i>gobio</i>		VIII.	1.	<i>mustela</i>		XXVII.	2 and 3.
<i>quadricornis</i>		VI.	2.	<i>Orthogoriscus mola</i>		XXVII.	1.
<i>scorpius</i>		VII.	1.	<i>Perca fluviatilis</i>		III.	1.
<i>Cyclogaster liparis</i>		VIII.	2 and 3.	<i>Pholis gunnellus</i>		XI.	6.
<i>Montagui</i>		XV.	7—10.	<i>Phycis blennoides</i>		XXV.	2.
<i>Cyclopterus lumpus</i>		XV.	2—6.	<i>Pleuronectes cynoglossus</i>		XIX.	3.
<i>Drepanopsetta platessoides</i>		XXVI.		<i>flesus</i>		XXI.	1.
<i>Enchelyopus viviparus</i>		XVII.	3.	<i>limanda</i>		XX.	3.
<i>Gadus aeglefinus</i>		XII.	1.	<i>microcephalus</i>		XX.	1.
<i>callarias</i>		XXII.	1.	<i>platessa</i>		XXI.	2.
<i>gracilis</i>		XXIII.	2.	<i>Raniceps raninus</i>		XXV.	3.
<i>luscus</i>		XXII.	2 and 3.	<i>Rhamphistoma belone</i>		XXIII.	3.
<i>merlangus</i>		XXIII.	1.	<i>Scomber scombrus</i>		V.	2.
<i>minutus</i>		XXII.	3.	<i>Scopthalmus norvegicus</i>		XIX.	1.
<i>ogac</i>		XXII.	A.	<i>Sebastes marinus</i>		IV.	2.
<i>pollachius</i>		XXIV.	A.	<i>Solea vulgaris</i>		XX.	2.
<i>virens</i>		XXIV.	2.	<i>Stizostedion luciopeca</i>		III.	2.
<i>Gobius flavescens</i>		XXII.	1.	<i>Trachinus draco</i>		IV.	3.
<i>microps</i>		XXIV.	3.	<i>Trigla gurnardus</i>		XI.	1.
		XIII.	3 and 4.	<i>Xiphias gladius</i>		IX.	1.
		XIII.	5.	<i>Zeugopterus punctatus</i>		XIX.	2.
				<i>Zeus faber</i>		IX.	2.



1. Labrus berggylta; 2. Labrus rupestris; 3. Labrus exoletus



MCT
HARVARD
CAME

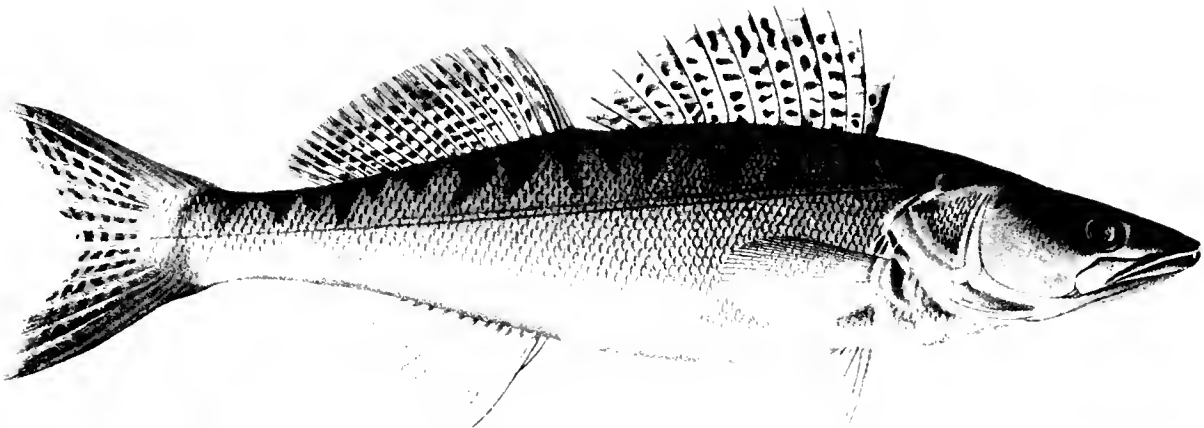


1 et 2. Labrus mixtus, 1 ♂, 2 ♀; 3: Labrus melops


MCE
RIP
C



1.



2.



3.

1. *Perca fluviatilis*, 2. *Stizostedion luciperca*, 3. *Acerina cernua*

Wright pin:

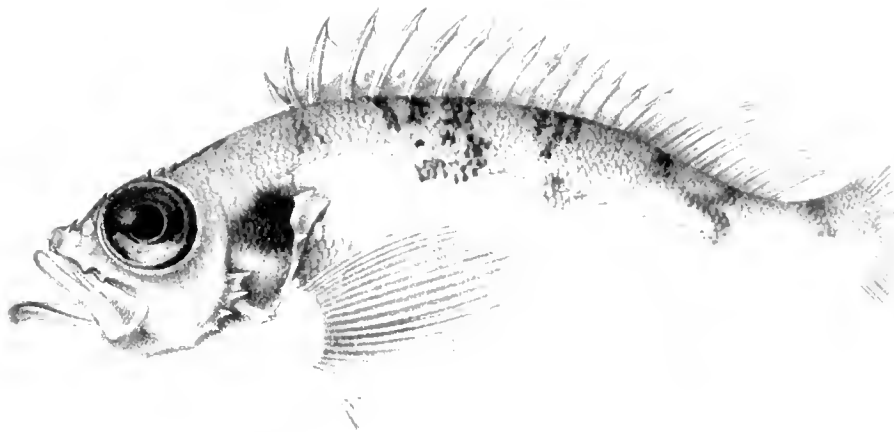


MCD
HANN
CARBON


100



1.



2.

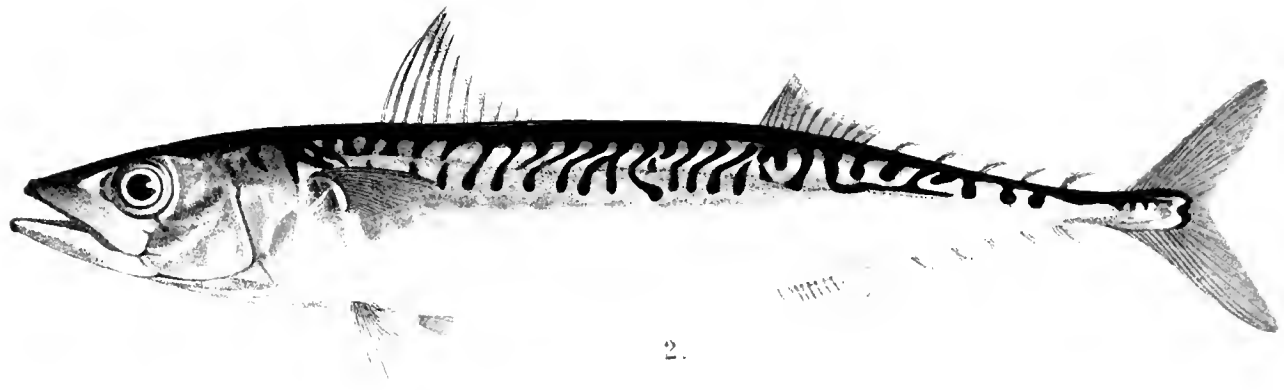


3.


1. *Mullus barbatus*, 2. *Sebastes marinus*, 3. *Trachinus draco*



1.




2.




3.

1. Agonus cataphractus, 2. Scomber scombrus, 3. Caranx trachurus

1970
BAC
CAL



2.



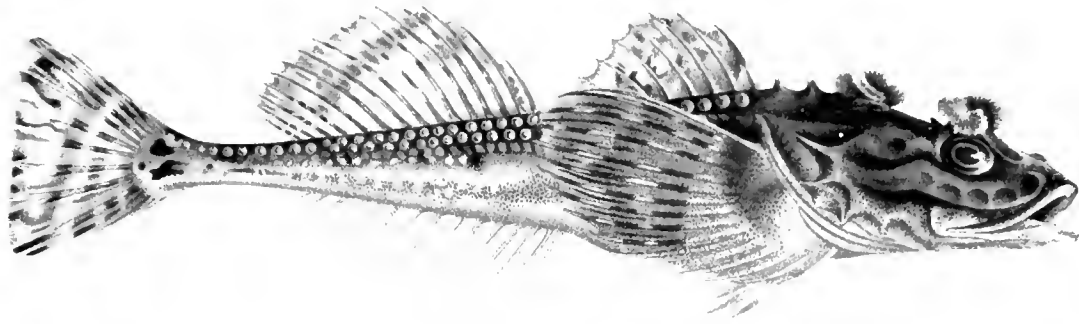
1.

1: Brama Rall, 2: Cottus quadricornis ♀

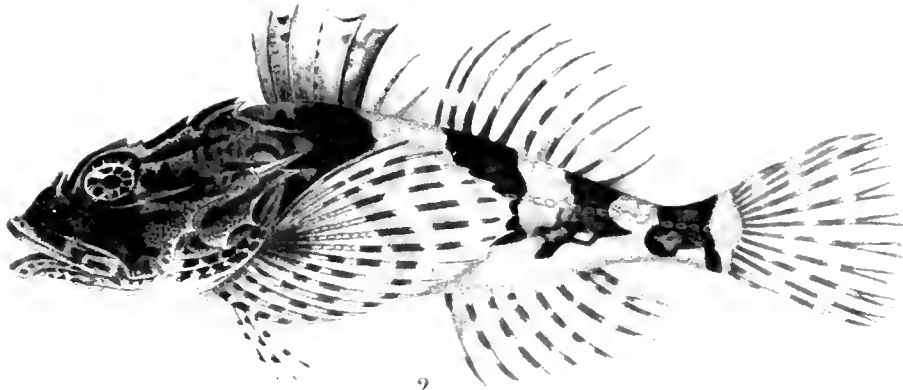
W. Wright pinx.




HAF
CAMP



1.

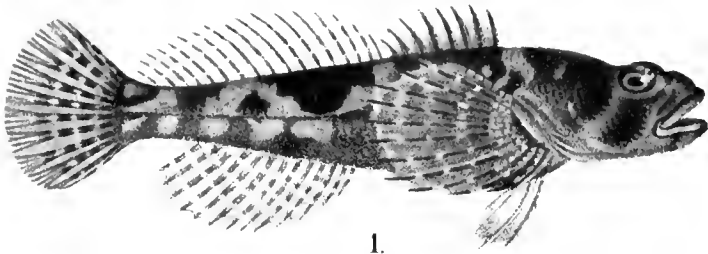


2.

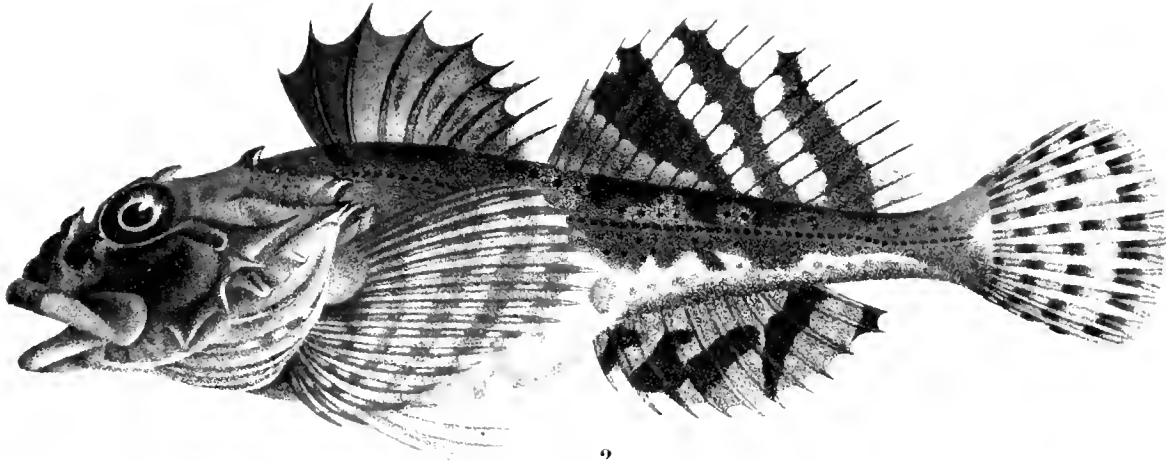


3.

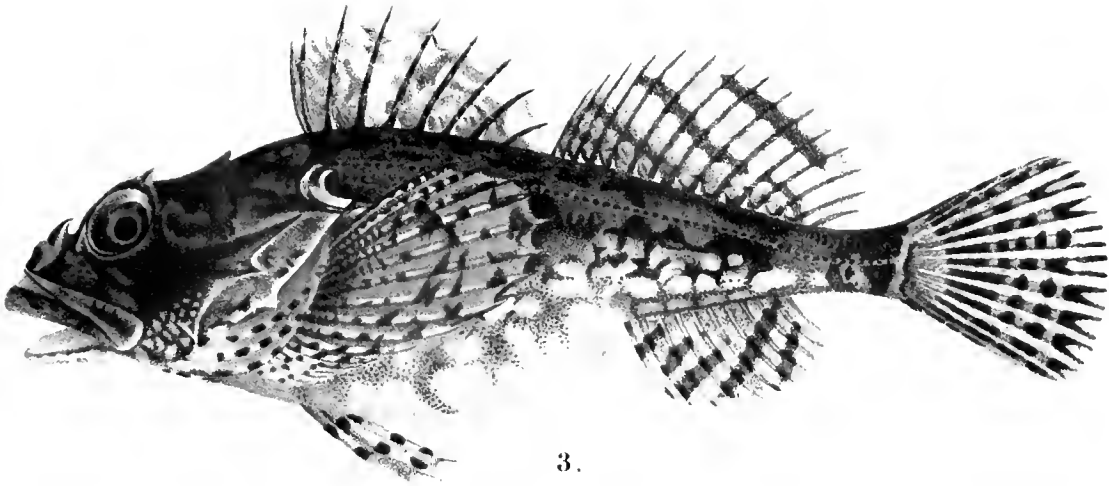
1. *Cottus quadricornis*; 2 et 3. *Cottus bubalis* 2 ♂ 3 ♀



1.





2.




3.

1- Cottus gobio; 2 et 3- Cottus scorpius, 2-♂, 3-♀


1000
HARVARD UNIVERSITY
CAMBRIDGE, MASS.



1. Xiphias gladius; 2. Zeus faber.



1: *Batrachus didactylus*; 2: *Lophius piscatorius*; 3: *Antennarius histrio*



$\frac{1}{2}$ 1.



2.



$\frac{2}{1}$ 3.



$\frac{1}{1}$ 4.




$\frac{1}{1}$ 5.




$\frac{3}{4}$ 6.

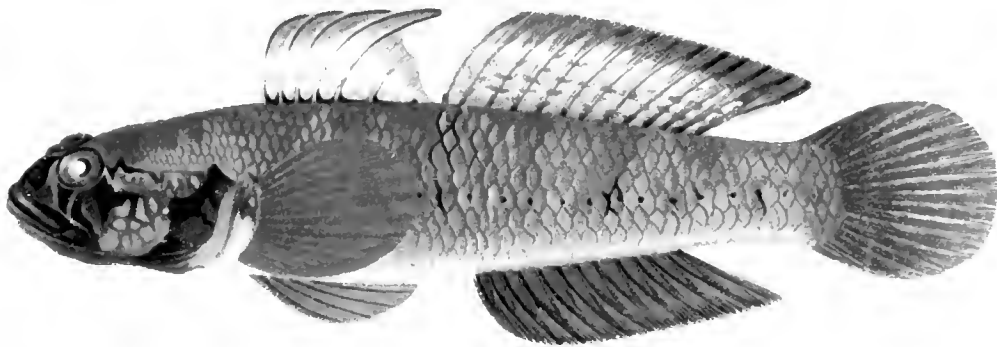
1: *Tripla gurnardus*, 2 et 3: *Chirolophis galerita*, 4: *Lumpenus maculatus*,
5: *Lumpenus lampretiformis*, 6: *Pholis gunellus*




$\frac{2}{10}$ 1.



$\frac{1}{4}$ 2.



$\frac{1}{1}$ 3.



5. ♀ juv. $\frac{1}{1}$



4. ♂ $\frac{1}{1}$

1: *Euchelyopus viviparus*, 2: *Anarrhichas lupus*, 3-5: *Gobius niger*


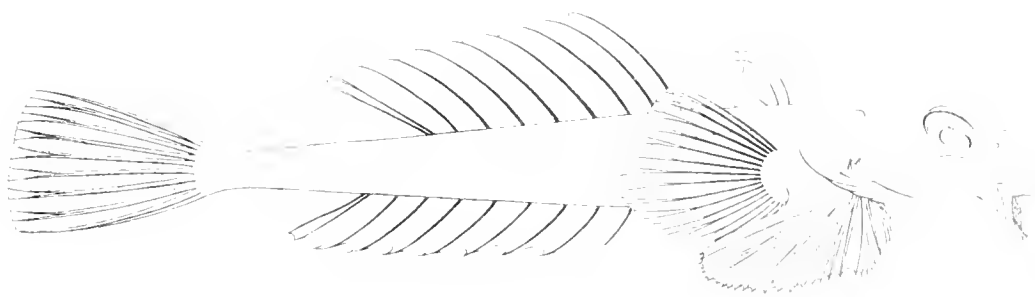
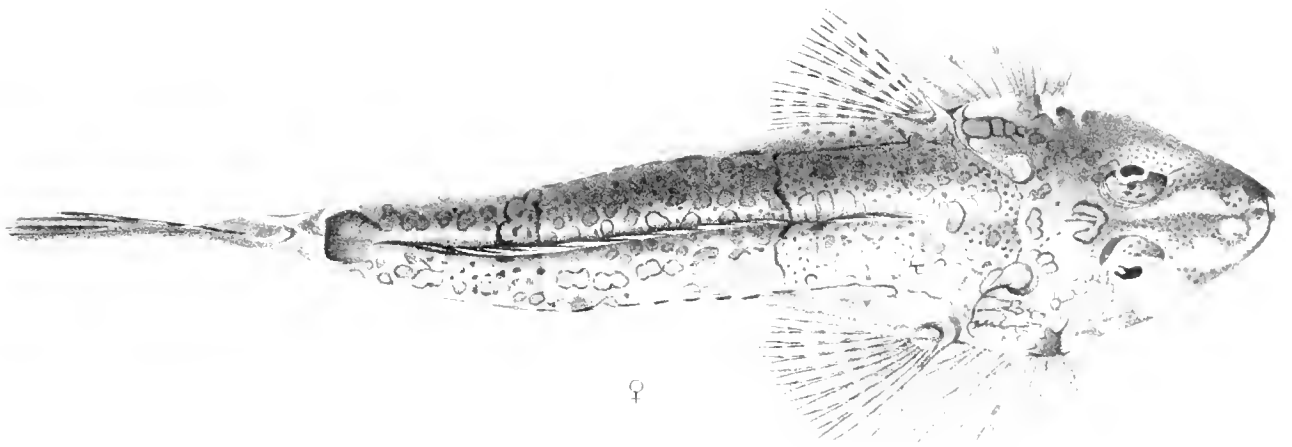





Fig. 1: *Anarrhichas minor*, 2: *Anarrh. latifrons*, 3 et 4: *Gobius flavescens*, 5: *Gob. microps*,
6: *Gob. pictus*, 7: *Gob. minutus*, 8 et 9: *Aphya minuta*.

Fig. 1 et 2: Franciscus, W. Verbeij, 3: Thomson apud Muller.




Callionymus lyra.



11.


Fig 1: *Callionymus maculatus*; 2-6: *Cyclogaster Montagu*, 7-10: *Cycl. liparis*, 11: *Mugil chelo*.



♂




Juv.




♀

Cyclopterus lumpus.

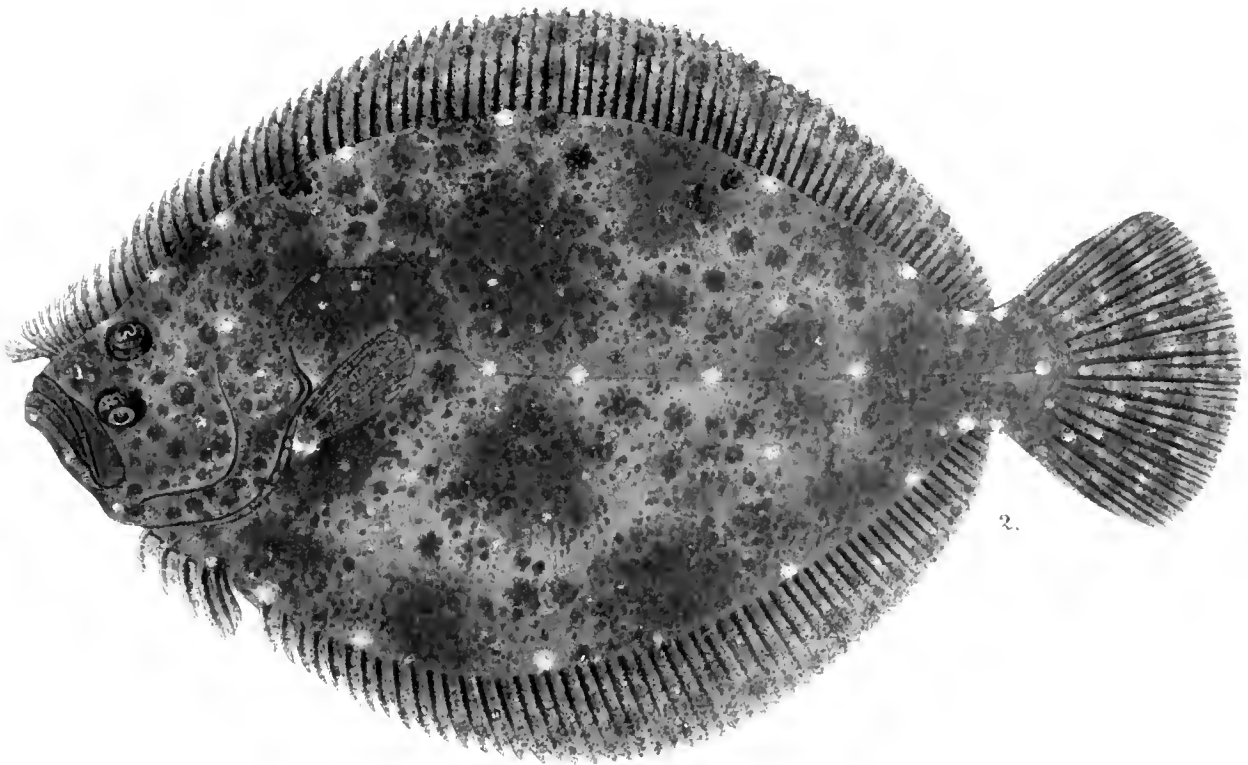


1 et 2: *Hippoglossus vulgaris*, juv. et sen., 3: *Drepanopsetta plattessoides*.

Fig 1 C Erdmann pinx
2 et 3 W v Wright pinx




1.



2.

1: *Bothus maximus*, 2: *Bothus rhombus*.


Pisces Scandinaviæ




1.



2.



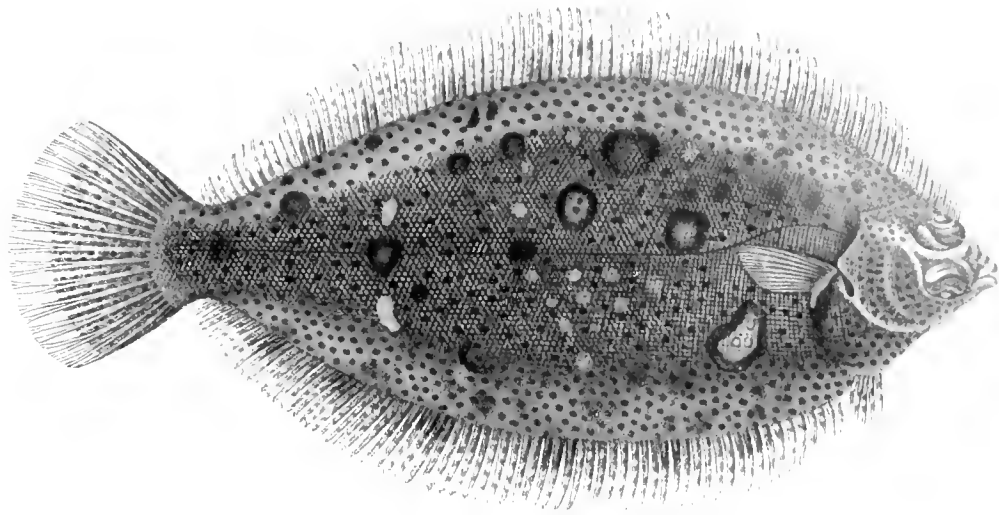
3.



4.

1: *Scopthalmus norvegicus*, 2: *Zeugopterus punctatus* juv.
3: *Pleuronectes cynoglossus*, 4: *Arnoglossus lateralis*.


Fig. 1 et 2. W v Wright pinx. fig. 3 C Erdmann pinx.
... 4 Thornam pinx (apud Malin)



1.




2.



3.

1: *Pleuronectes microcephalus*, 2: *Solea vulgaris*, 3: *Pleuronectes limanda*.




1.




2.


1: *Pleuronectes flesus*; 2: *Pleuronectes platessa*



1.



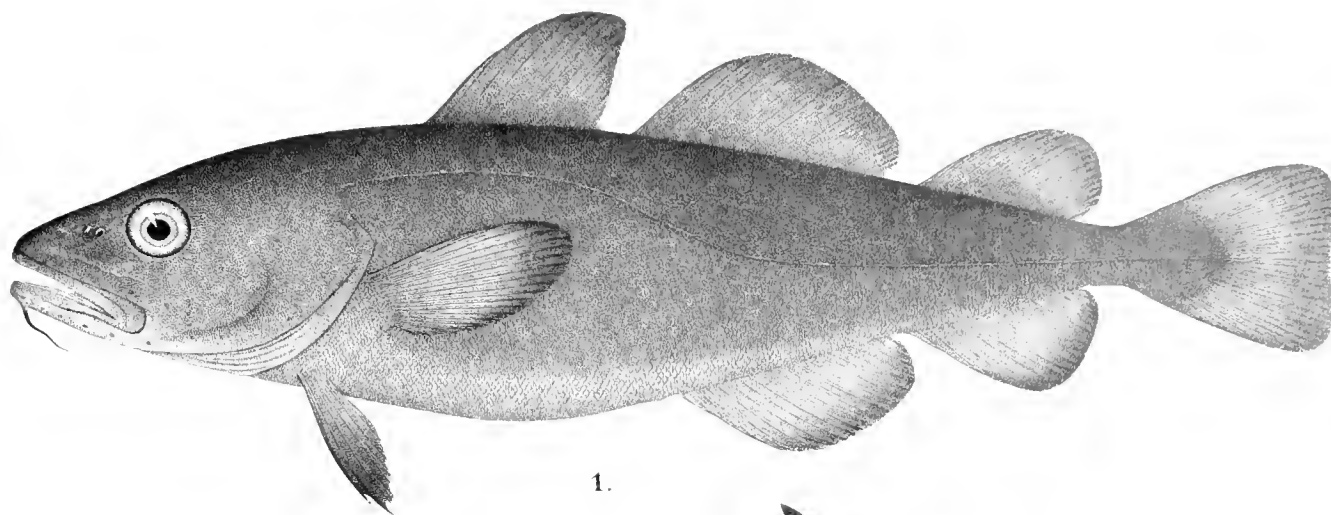
2.




3.

1: *Gadus aeglefinus*, 2 et 3: *Gadus callarias*.






1.






2.






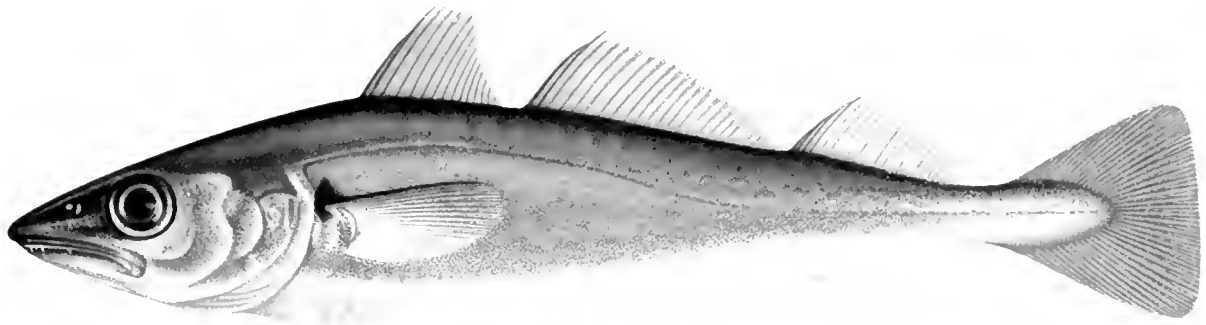
3.

1. *Gadus oğac*; 2. *G. luscus*; 3. *G. gracilis*.




1: *Gobius callarias*, 2: *Gadus aeglefinus*, 3: *Rhamphistoma*.





1. *Gadus morhua* 2. *G. aeglefinus* 3. *G. macrocephalus*



1.



2.



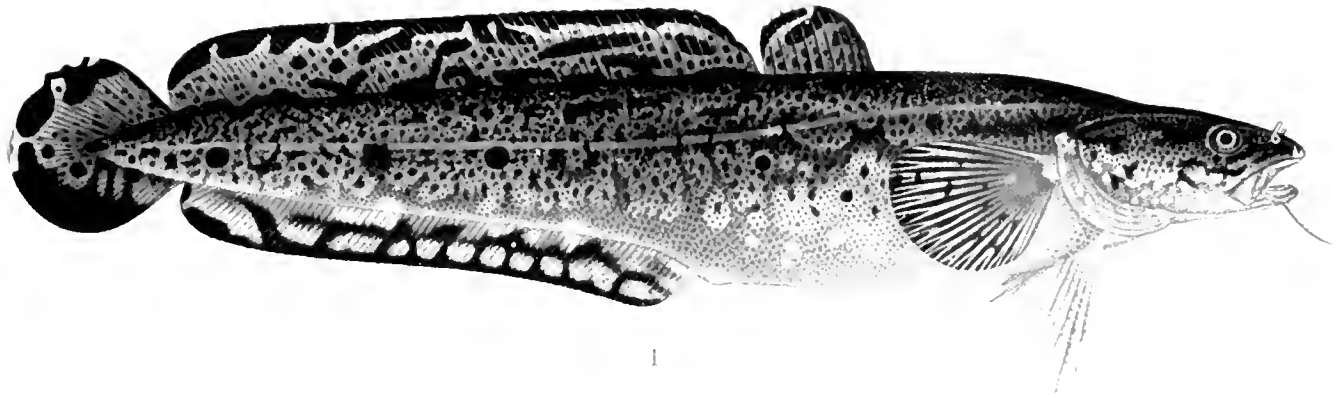


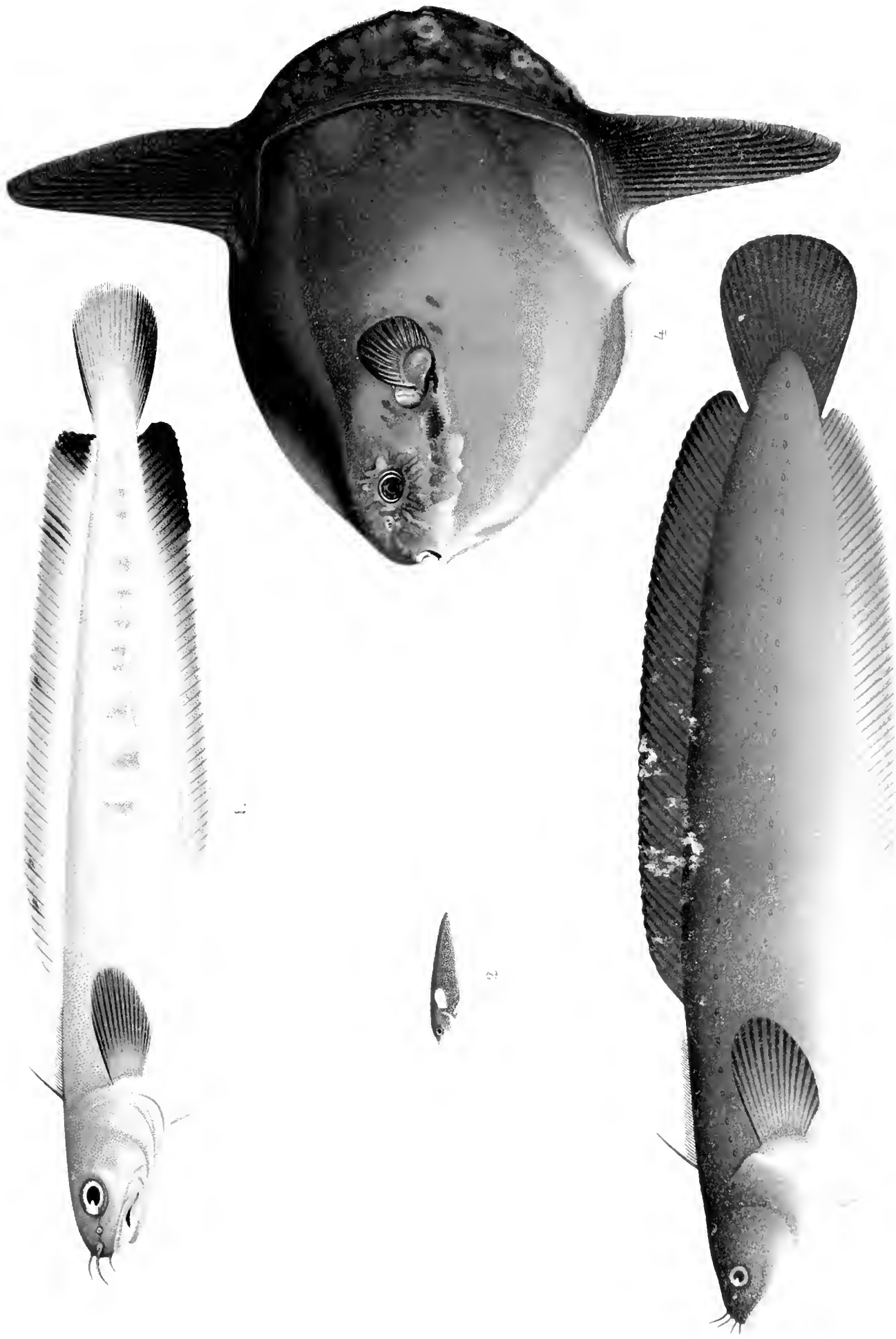
3.



4.

1: *Merluccius merluccius*, 2: *Phycis blennoides*; 3: *Raniceps raninus*, 4: *Brosmius brosme*.





1. *On. mustela*. 2 et 3. *On. cimbrius*. 4. *Orthogoriscus mola*.

MARIONET UNIVERSITY
CAMBRIDGE, MA USA

