

REF S
14.65:
C.3 MEB 10
C.3

Ill. Survey

STATE OF ILLINOIS

DEPARTMENT OF REGISTRATION AND EDUCATION

ILLINOIS 1964 MINERAL PRODUCTION BY COUNTIES

W. L. BUSCH

ILLINOIS STATE
GEOLOGICAL SURVEY
LIBRARY

ILLINOIS STATE GEOLOGICAL SURVEY


URBANA

John C. Frye, Chief

MINERAL ECONOMICS BRIEF 10

December 1965

ILLINOIS STATE GEOLOGICAL SURVEY



3 3051 00006 2525

ILLINOIS 1964 MINERAL PRODUCTION BY COUNTIES

W. L. Busch

The value of minerals produced in Illinois in 1964 amounted to 618 million dollars, the second highest annual value ever recorded for mineral production in the state. The record high value of 631 million dollars was established in 1962. The value of minerals produced in Illinois is given by commodity for 1963 and 1964 and by region for 1962 through 1964 on page 2.

A brief review of Illinois mineral production by commodities in 1964 shows that the value of fuels - crude oil and its associated products and coal - amounted to 67.1 percent of the value of all minerals. Stone products, including crushed stone, cement, and lime, contributed 16.4 percent of the total mineral value, and clay products accounted for 8.3 percent. Sand and gravel furnished about 6.5 percent, and the combined value of fluorspar, zinc, and lead was about 1.7 percent.

Ninety-eight of the 102 counties in Illinois reported mineral production for 1964. Four counties, Fayette, Cook, LaSalle, and Fulton, each produced more than thirty million dollars worth of minerals for the year. Franklin, St. Clair, Marion, Williamson, Christian, White, and Lawrence Counties each produced between twenty and thirty million dollars worth of minerals. In addition, nine counties reported mineral production ranging in value from ten to twenty million dollars.

The tables of this report, listing the counties within regions, show how much each county contributed to the state's total mineral production value for 1964. Illinois county and regional outlines are shown by a map at the end of this report. In some cases it has been necessary to combine the mineral production of neighboring counties in order not to disclose confidential production information.

SUMMARY OF ILLINOIS MINERAL PRODUCTION, 1963-1964

Material	Unit	1963		1964	
		Quantity	Value at plants	Quantity	Value at plants
Coal - bituminous	tons	51,642,431	\$196,241,238	54,834,488	\$207,822,710
Crude oil	bbls	74,796,000	221,396,160	70,168,000	205,592,240
Crushed stone	tons	35,887,632	47,754,695	38,625,836	52,280,405
Cement	bbls	9,752,676	32,016,873	10,386,482	34,229,220
Clay products	--	---	53,921,080	---	51,352,545
Common sand	tons	12,556,556	10,698,382	13,681,000	11,864,000
Common gravel	tons	14,558,143	14,099,915	16,567,000	16,716,000
Special sands	--	---	11,414,907	---	11,355,900
Fluorspar	tons	132,060	6,547,149	127,454	6,451,755
Zinc	tons	20,337	4,677,510	13,800	3,753,600
Lead	tons	2,901	626,616	2,180	571,160
Other materials	--	---	15,605,475	---	16,010,465
TOTAL			\$615,000,000		\$618,000,000

VALUE OF ILLINOIS REGIONAL MINERAL PRODUCTION, 1962-1964


Region	1962	1963	1964
	Value at plants	Value at plants	Value at plants
Northwest	\$ 25,385,598	\$ 24,790,496	\$ 23,764,752
Northeast	109,636,239	99,880,180	105,642,713
West	45,068,843	46,840,320	52,801,695
Central	22,725,054	22,011,242	16,273,648
East	14,123,805	13,150,956	12,935,550
West Southwest	43,767,554	44,332,911	44,264,466
East Southeast	146,865,137	135,043,156	128,222,889
Southwest	85,958,950	90,616,067	94,869,344
Southeast	137,468,820	138,334,672	139,224,943
TOTAL	\$631,000,000	\$615,000,000	\$618,000,000

ILLINOIS MINERAL PRODUCTION BY COUNTY, NORTHWEST REGION, 1964

County	Total value all minerals	Minerals produced, in order of value
Bureau	\$ 1,337,352	Coal, gravel, sand
Carroll	282,049	Stone, gravel, sand
Henry	552,210	Coal, stone, gravel, natural bonded molding sand, sand
Jo Daviess	1,773,215	Zinc, stone, sand, lead, gravel
Lee	11,383,379	Cement, stone, gravel, sand
Mercer	895,438	Clay products, stone, coal
Ogle	2,144,106	Silica sand, stone, gravel, sand
Putnam	---	No mineral production reported for 1964
Rock Island	2,208,652	Stone, sand, gravel, clay products, natural bonded molding sand
Stephenson	424,776	Stone, gravel, sand
Whiteside	424,592	Stone, gravel, sand
Winnebago	2,338,983	Stone, sand, gravel
TOTAL	\$23,764,752	

ILLINOIS MINERAL PRODUCTION BY COUNTY, NORTHEAST REGION, 1964

County	Total value all minerals	Minerals produced, in order of value
Boone	\$ 333,328	Stone, gravel, sand
Cook	38,129,945	Stone, lime, clay products, sand, gravel
DeKalb	500,782	Stone, gravel, sand
Grundy) Kendall)	5,556,196	Clay products, coal, sand, gravel Stone, gravel, sand
Kane) DuPage)	6,284,681	Clay products, gravel, sand, stone Stone, gravel, sand
Lake	3,737,533	Clay products, gravel, sand
LaSalle	36,566,751	Cement, silica sand, clay products, gravel, stone, sand
McHenry	3,818,188	Gravel, sand, clay products, stone
Will	10,715,309	Clay products, stone, gravel, coal, sand
TOTAL	\$105,642,713	



Digitized by the Internet Archive
in 2012 with funding from
University of Illinois Urbana-Champaign

<http://archive.org/details/illinois1964mine10busc>

ILLINOIS MINERAL PRODUCTION BY COUNTY, WEST REGION, 1964

County	Total value all minerals	Minerals produced, in order of value
Adams	\$ 1,746,367	Stone, lime, coal, sand, crude oil, gravel
Fulton	32,334,331	Coal, gravel, sand
Hancock	410,469	Stone, crude oil
Henderson	460,040	Stone, gravel
Knox) Warren)	9,302,335	Clay products, coal, stone, gravel Clay products, stone
McDonough	6,214,252	Clay products, stone, crude oil
Schuyler) Brown)	2,333,901	Coal, stone Clay products, crude oil
TOTAL	\$52,801,695	

ILLINOIS MINERAL PRODUCTION BY COUNTY, CENTRAL REGION, 1964

County	Total value all minerals	Minerals produced, in order of value
DeWitt) Macon)	\$ 1,376,330	Crude oil, gravel, sand Gravel, sand, crude oil
Logan	747,112	Stone, gravel, sand, coal
McLean	534,000	Gravel, sand
Menard) Mason)	743,353	Stone, coal Gravel, natural bonded molding sand
Peoria	7,448,587	Coal, gravel, stone, sand
Stark) Marshall)	2,583,541	Coal, gravel Clay products, gravel, sand
Tazewell) Woodford)	2,840,725	Clay products, gravel, sand Gravel
TOTAL	\$16,273,648	

ILLINOIS MINERAL PRODUCTION BY COUNTY, EAST REGION, 1964

County	Total value all minerals	Minerals produced, in order of value
Champaign	\$ 401,000	Sand, gravel
Ford } Iroquois }	251,000	Gravel, sand Gravel
Kankakee	2,991,172	Stone, clay products, sand
Livingston	2,270,608	Stone, gravel, clay products, sand
Piatt	---	No mineral production reported for 1964
Vermilion	7,021,770	Coal, clay products, stone, gravel, sand
TOTAL	\$12,935,550	

ILLINOIS MINERAL PRODUCTION BY COUNTY, WEST SOUTHWEST REGION, 1964

County	Total value all minerals	Minerals produced, in order of value
Bond	\$ 725,570	Crude oil, gravel, sand
Calhoun	47,961	Stone, gravel
Cass	---	No mineral production reported for 1964
Christian) } Sangamon)	26,053,675	Coal, crude oil, stone, gas Clay products, crude oil, gravel, sand, coal
Greene	1,238,752	Clay products, stone, coal
Jersey	242,331	Stone
Macoupin	1,440,661	Coal, crude oil
Madison	4,464,447	Clay products, stone, crude oil, coal, sand
Montgomery	8,788,810	Coal, stone, crude oil
Morgan	---	No mineral production reported for 1964
Pike	757,011	Stone, gravel, sand
Scott	505,248	Clay products, stone
TOTAL	\$44,264,466	

ILLINOIS MINERAL PRODUCTION BY COUNTY, EAST SOUTHEAST REGION, 1964

County	Total value all minerals	Minerals produced, in order of value
Clark	\$ 3,157,841	Crude oil, stone, gravel, sand, gas
Coles } Douglas }	6,588,847	Crude oil, stone, sand, gravel, gas Coal, crude oil, stone
Crawford	13,728,643	Crude oil, clay products, gravel, gas, sand
Cumberland	590,690	Sand, gravel, crude oil
Edgar	175,800	Crude oil
Effingham	1,268,690	Crude oil
Fayette	38,306,895	Crude oil, stone, gas, sand, clay products, natural bonded molding sand, gravel
Jasper	2,257,148	Crude oil, gas
Lawrence	21,331,050	Crude oil, gravel, gas, sand
Marion } Clay }	34,522,745	Crude oil, stone, gas Crude oil, stone, gas
Richland	5,834,890	Crude oil, gas
Shelby } Moultrie }	459,650	Crude oil, stone, gravel, sand Crude oil, gravel
TOTAL	<u>\$128,222,889</u>	

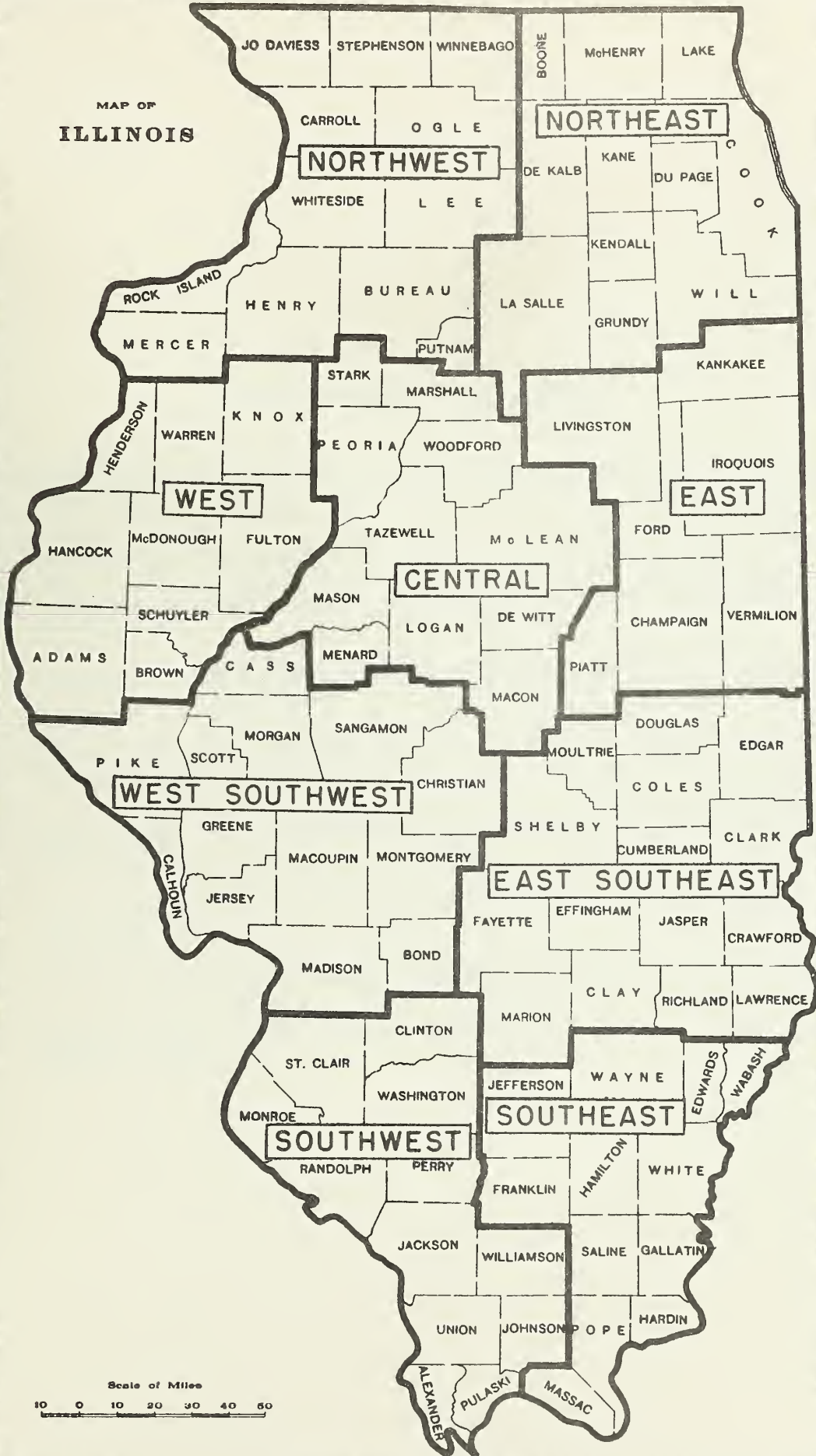
ILLINOIS MINERAL PRODUCTION BY COUNTY, SOUTHWEST REGION, 1964

County	Total value all minerals	Minerals produced, in order of value
Alexander	\$ 921,900	Tripoli, sand, sandstone, gravel
Clinton } Washington }	7,121,490	Crude oil, stone, gas Crude oil, stone, coal, gas
Johnson	1,140,645	Stone
Perry	15,519,602	Coal, crude oil
Pulaski	544,289	Stone, clay products, sand, gravel
Randolph } Jackson }	16,341,858	Coal, stone, crude oil, sand Coal, stone, sand
St. Clair } Monroe }	27,847,985	Coal, stone, clay products, sand Stone
Union	1,148,485	Stone, gravel
Williamson	24,283,090	Coal, crude oil
TOTAL	\$94,869,344	

ILLINOIS MINERAL PRODUCTION BY COUNTY, SOUTHEAST REGION, 1964

County	Total value all minerals	Minerals produced, in order of value
Edwards	\$ 3,615,204	Crude oil, gas
Franklin	27,231,492	Coal, crude oil, gas
Hardin	10,041,643	Fluorspar, zinc, stone, lead
Jefferson } Hamilton }	24,702,944	Coal, crude oil, stone, gas Crude oil, gas liquids, gas
Massac } Pope }	7,156,670	Cement, stone, sand, gravel Fluorspar, zinc, lead
Saline	16,278,357	Coal, crude oil
Wabash	7,435,609	Crude oil, gravel, sand, gas, coal
Wayne	16,701,640	Crude oil, gas
White } Gallatin }	26,061,384	Crude oil, gas liquids, gravel, gas, sand Crude oil, coal, sand, gravel, gas
TOTAL	\$139,224,943	

MAP OF
ILLINOIS



Scale of Miles
0 10 20 30 40 50

MINERAL ECONOMICS BRIEF SERIES

1. Directory of Illinois Limestone and Dolomite Producers: W. L. Busch. July 1961.
2. Illinois Stone Production in 1960: W. L. Busch. September 1961.
3. Summary of Illinois Mineral Production in 1960: W. L. Busch. October 1961.
4. Summary of Illinois Mineral Production by Commodities, 1941-1960: W. L. Busch. April 1962.
5. Summary of Illinois Mineral Production in 1961. W. L. Busch. October 1962.
6. Directory of Illinois Sand and Gravel Producers: W. L. Busch. April 1963.
7. Illinois 1962 Mineral Production by Counties: W. L. Busch. April 1964.
8. Directory of Illinois Mineral Producers: W. L. Busch. June 1964.
9. Illinois 1963 Mineral Production by Counties: W. L. Busch. February 1965.

