



# 1999-2000 Media Guide


796.32363

ILL  
1999-2000



*Experience*  
**ILLINOIS**  
*Basketball*





# 1999-2000 Fighting Illini Basketball Media Guide

## This is Illinois Basketball

- 4 Ubben Basketball Complex
- 5 Assembly Hall
- 6 Academics
- 8 Australia Trip
- 11 In the Community
- 12 Illinois Basketball
- 14 Illini News & Notes
- 17 Exposure
- 18 Campus Life

## The University of Illinois

- 20 The University
- 22 Board of Trustees
- 23 Administration
- 24 The DIA
- 26 Director of Athletics
- 27 DIA Administration
- 28 Athletic Success
- 30 Notable Alumni
- 32 Illinois Tradition

## The Coaching Staff

- 34 Lon Kruger
- 40 Robert McCullum
- 41 Rob Judson
- 42 Steve Henson
- 43 Illinois Basketball Family
- 44 Support Staff
- 45 Strength & Conditioning
- 46 Sports Medicine

## The Players

- 48 1999-2000 Outlook
- 50 Roster
- 51 TV/Radio Roster
- 52 Robert Archibald
- 54 Cory Bradford
- 56 Cleotis Brown
- 58 Victor Chukwudebe
- 60 Lucas Johnson
- 62 Damir Krupalija
- 64 Nate Mast
- 66 Sergio McClain

- 68 Newcomers
- 71 Game-by-Game Statistics

## 1998-99 In Review

- 76 Season in Review
- 77 1998-99 Statistics
- 80 Highs and Lows
- 81 Big Ten Statistics
- 84 Game-by-Game Recaps

## The Record Book

- 96 Year-by-Year Records
- 96 Coaching Records
- 97 All-Time Results
- 116 Records vs. Opponents
- 118 Annual Individual Leaders
- 120 Annual Team Statistics
- 129 Top 50 Career Scorers
- 134 Individual Records
- 140 Team Records
- 142 Assembly Hall Records
- 146 Illinois in the Postseason

## Basketball Tradition

- 148 History
- 154 All-Americans
- 156 All-Big Ten Selections
- 158 Illini Honors
- 160 Illini in the Pros
- 163 All-time Letterwinners
- 168 By the Numbers

## The Opponents

- 172 B B & T Classic
- 174 Bethune Cookman
- 175 Bradley
- 176 Duke
- 177 Indiana
- 178 Iowa
- 179 Kansas
- 180 Kansas State
- 181 Loyola Chicago
- 182 Michigan

- 183 Michigan State
- 184 Minnesota
- 185 Missouri
- 186 Northwestern
- 187 Ohio State
- 188 Penn State
- 189 Purdue
- 190 Texas-Pan American
- 191 Western Illinois
- 192 Wisconsin
- 193 Big Ten Conference
- 194 Big Ten Tournament
- 195 NCAA Tournament
- 196 All-Time Series Scores

## Media Information

- 204 DIA Directory
- 205 Media Information
- 206 Road Headquarters
- 208 Visitor's Guide
- 208 Directions to Assembly Hall
- 209 Illini Sports Network
- 210 Big Ten Composite Schedule
- 212 Media Outlets

## ON THE COVERS:

Front: Pictured clockwise from bottom are Victor Chukwudebe, Damir Krupalija and Cory Bradford.

Back: Pictured clockwise from bottom: Sergio McClain, Nate Mast, Cleotis Brown, Robert Archibald and Lucas Johnson.

## CREDITS

The 1999-2000 Illinois Basketball Media Guide is a publication of the Illinois Athletic Public Relations Office, written to assist the media in their coverage of Illinois athletics.

**Executive Editor:**  
Barbara Butler

**Interior Design:**  
Jim Christman

**Cover Design:**  
Jim Christman

**Editorial Assistance:**  
Dave Prauer  
Derrick Burson  
Kara Stachowiak  
Mandy Stein  
Jennifer Greene

**Photography:**  
Mark Jones  
Barbara Butler

**Cover Photos:**  
Mark Jones

**Printed by:**  
Illinois Graphics  
Bloomington, Ill.



# Illinois Basketball



**UNIVERSITY  
OF ILLINOIS**

# Ubben Basketball Complex




In October 1998, Illinois moved into the state-of-the-art Richard T. Ubben Basketball Complex on the campus of the University of Illinois. This \$5.5 million dollar facility is a direct result of the university's commitment to excellence in athletics. It houses not only a full-sized practice court, but its features include locker rooms for the coaches and players, a players lounge, video review room, training room and weight room. The 40,000-square-foot facility is home to everything the players need to make it through the day. After classes, players can spend time studying or using the computers in the video

room. The locker room has lockers for each individual player and is adjacent to the players' lounge and video room.

When it's time to get taped before practice, the players just walk across the hall to the fully-equipped training room which is located next to the practice court. In the area of strength and conditioning, the players have use of the weight room which has free weights, nautilus equipment, treadmills and Stairmaster. The team utilizes both the weight room at the football stadium and at the Ubben complex.



# Assembly Hall



When it's time to take the game on the court, Illinois has an outstanding home in Assembly Hall. The Hall has served as home to the Fighting Illini since its construction in 1963 and last season it became even better after a multi-million dollar construction project that brought the team a new locker room, state-of-the-art training room, a dining area and a new tunnel area to accommodate network television trucks and team buses.

Illinois opened play at the Assembly Hall on March 4, 1963 with a 79-73 victory over Northwestern. Since that first game, the Illini have racked up a 373-116 mark, including a 114-34 slate in the 1990s. Since 1963,

Illinois has sold out 119 games at the Assembly Hall, which seats 16,450. Illinois set an all-time attendance record on March 9, 1996 when 16,863 fans jammed into the Hall to witness Lou Henson's final regular season game as head coach. In Lon Kruger's three seasons at Illinois the team has produced a 30-11 record at home.

In addition to hosting the Fighting Illini, the Assembly Hall also holds performances for Broadway musicals, concerts and other shows. This season Elton John, John Cougar Mellancamp, The Beach Boys and Bill Cosby are some of the scheduled performers that will take the stage at Assembly Hall.



# Academics

In the fall of 1997, the Irwin Academic Center was opened on the campus of the University of Illinois. Conveniently located in the center of campus, it offers the very best in academic services to Illinois student-athletes. In addition to the academic offices, it houses study areas, an expansive computer room, and meeting rooms that over 600 student-athletes use throughout the year.

The Illini basketball coaching staff places academics at the top of the list when it comes to priorities and the results are overwhelming. In Lon Kruger's three-year tenure at Illinois, eight basketball players have earned their degree. Kruger's first graduating class included 1997 seniors Chris Gandy and Herb Caldwell, and both Brian Johnson and Jerry Hester earned their undergraduate degrees before the beginning of their senior year in 1998.

As part of the academic services department, the academic support staff members also coordinate programs that enhance the college experience and prepare each student-athlete for life after college. Some of the programs that are included are a workshop on alcoholism on college campuses, time management workshops and seminars on note taking skills and preparing for exams.

## Illinois: A Leader in Academics

- Illinois is considered one of the finest academic institutions in the country. The 1998 *U.S. News & World Report College Guide* ranks Illinois as one of the top 50 national universities and among the top 10 public universities. *Money* magazine consistently ranks U of I as one of the best buys in higher education.

- Illinois freshmen complete their degree requirements at a significantly higher rate than the national average.

How the Big Ten schools rank in U.S. News & World Report's list of the Top 50 Public Universities

3. Michigan
8. Illinois  
Wisconsin
10. Penn State
18. Purdue  
Minnesota
21. Iowa
28. Ohio State
31. Indiana  
Michigan State

- Illinois has the world's second largest alumni base with a list of nearly 325,000 living alumni.

- U of I has awarded the most undergraduate engineering degrees of any school in the nation.



ACADEMIC SERVICES CENTER  
Division of Intercollegiate Athletics



# Academics



Lon Kruger's first UI graduates: Brian Johnson, Chris Gandy, Herb Caldwell and Jerry Hester.

- The graduation rate for students who entered the University of Illinois at Urbana-Champaign in 1992 on a full-time basis was 77.8 percent, which is considerably higher than the national average of 50 percent for four-year schools.
- Ninety-five percent of Illinois seniors seeking employment obtain positions within nine months of graduation; more than 40 percent do so before graduation.
- The U of I library has the largest public university collection in the world with nearly 16 million items. It's the third largest academic collection in the United States, behind Harvard and Yale.
- Illinois' college of engineering annually ranks as one of the top four nationally.

- The Grainger Engineering Library Information Center is the nation's largest engineering library.
- Seventy-five percent of Illinois students ranked between the 82nd and 99th percentiles of their high school graduating classes.
- Ten UI alumna have received the Nobel Prize and 17 have received the Pulitzer Prize.
- The University offers more than 150 majors and over 4,000 courses.

- The 1999 Fiske Guide to Colleges gives Illinois a five-star rating.
- 1999 *Money* magazine lists Illinois as one of the nation's best college buys.
- The 1998 *U.S. News & World Report College Guide* rates several of the University of Illinois curriculums in the top five nationally: College of Engineering 2nd best in the country, College of Business 5th best in the country, Accounting program 1st in the nation.
- Illinois' accounting program has ranked No. 1 in the nation for the past 17 years.
- The Dow Jones Newspaper Fund lists the U of I among an elite group of seven universities called the "journalism ivys."
- Illinois' study-abroad program offers exchanges with more than 100 foreign countries. It's the fifth largest program in the country among major universities.
- U of I's Krannert Art Museum houses the second largest art collection in the state after the Art Institute of Chicago.
- Mosaic™, the mother of all internet web browsers, was developed at Illinois' National Center for Supercomputing Applications (NCSA) in 1993.



# Australia Trip

## A DIARY OF AUSTRALIA

**O**n May 15-29, the Fighting Illini men's basketball team traveled to Australia for a seven game foreign tour. Illinois emerged from the trip with a perfect 7-0 record and many more experiences to remember from a wonderful trip. In addition to the seven games, the Illini had the opportunity to sight-see and experience the culture in Melbourne, Sydney and Cairns.

The Illini departed Chicago early on May 15 and had a layover in Los Angeles before crossing the Pacific Ocean and the International Date Line en route to Australia. A travel delay pushed back the team's arrival into Sydney to Midnight, but the Sydney airport is under a curfew and does not allow flights to land after midnight. The plane was rerouted to Brisbane, on the east coast of the continent, where all passengers were provided lodging for the night. The Illini left Brisbane Monday morning and arrived in Melbourne at about 1 p.m. After getting checked in to the hotel, the team had its first practice down under.

### MONDAY, MAY 17

#### ROBERT ARCHIBALD

Well, we finally arrived in Melbourne, but we were about 15 hours late, giving us a grand total of some 68 hours on the road. I felt bad for the guys that didn't get four seats to stretch out on during the long flight from L.A. to Sydney like some of us did. Having four seats to myself made the 14 hour flight

a piece of cake, especially since I managed to sleep for the last eight hours of it. The movies were a washout with a repeat of our Chicago to L.A. movie and then two more that weren't worth staying awake to watch.

Australia is warmer than I thought it was going to be (it's winter there).

### TUESDAY, MAY 18

#### CLEOTIS BROWN

So far so good in Melbourne. Today we went on a tour of the Old Melbourne Gaol (jail). This jail is over 100 years old and is the oldest in Melbourne. The tour guide, Bob, was very funny and informative. He told stories about certain inmates and the things that went on in the jail. The cells were very small and I do mean SMALL. The only person who would not have a hard time fitting in the cell would be Nate (Mast). There sometimes would be entire families living at the jail. It seems to me that the jails were meant more for torture than reform. One of the most famous inmates was Ned Kelly (The same Ned Kelly the restaurant is named after).

*Damir Krupalija, Cleotis Brown and Frank Williams find that the cells at the Old Melbourne Gaol are a tight fit, especially for someone who is over six-feet tall.*



### GAME 1

Illinois 82

Australian Youth National Team 68

Illini Leaders: 20 points, Cory Bradford; 9 rebounds, Damir Krupalija

### WEDNESDAY, MAY 19

#### CORY BRADFORD

We took a bus tour around Melbourne and got a chance to see the beautiful city gardens and sports arenas. Melbourne is the host city for the Australian Open tennis grand slam tournament and is the second largest city in Australia. The downtown area is a lot like San Francisco with trolley cars on most of the streets.

After the bus tour of the city, we met with a university professor from Melbourne to talk about the history of that country and the political and cultural differences between the United States and Australia.


### GAME 2

Illinois 90

Australian Youth National Team 56

Illini Leaders: 13 points, Robert Archibald, Lucas Johnson, and Damir Krupalija; 7 rebounds, Damir Krupalija

*Cory Bradford tests his skills with a boomerang.*



# Australia Trip

## THURSDAY, MAY 20

The main stop on the sightseeing tour was the Queen Victoria Market, the largest open market in Australia. The most popular purchases were T-shirts, stuffed animals (kangaroos and koala bears), jewelry and of course, authentic Australian boomerangs.

### GAME 3

Illinois 115, Melbourne Tigers 87  
Illini Leaders: 24 points: Frank Williams; 11 rebounds, Robert Archibald



## FRIDAY, MAY 21

Today was a travel day for the Illini, moving from Melbourne to Sydney. The flight was a little over an hour and upon arriving in Sydney the team got on a bus headed for practice. The team practiced at the student recreation center at the university in Sydney. After practice the team dined at the Hard Rock Cafe. The hotel where the Illini stayed in Sydney was located in the heart of downtown, about a 10 minute walk from the harbor.

The city is beautiful with botanical gardens just a few minutes away from the hotel and the harbor is picturesque, especially under the lights at night. The Sydney Opera House, which the Illini will tour tomorrow, is in the center of the harbor. The Rocks, an

area of shops and restaurants that is the oldest section of Sydney, is also on the harbor across from the Opera House.

## SATURDAY, MAY 22

### FRANK WILLIAMS

Today we visited the Sydney Opera House, took a boat to the zoo and played another basketball game. On our tour of the Opera House we visited all five of the theaters. All of them seated over 500 people and I never really understood why the Opera House was so famous until now.

Next we took a boat to the zoo where we saw gorillas, kangaroos and koalas. This was an exciting part of the day because I thought I'd never get a chance to see live gorillas except on television.

Finally we ended the day with another basketball game, which we won.

Overall this was another great opportunity for me to experience the real world with my teammates and coaches.



Robert Archibald, Damir Krupalija, Lucas Johnson and Nate Mast have some fun on the pier at the Sydney Opera House.

### GAME 4

Illinois 95, Bankstown Bruins 73  
Illini Leaders: 21 points, Sergio McClain; 13 rebounds, Damir Krupalija

## SUNDAY, MAY 23

Today's venture took the Illini about 35 minutes away from Sydney to the site for the 2000 Olympic games. The team posed for photos outside the Olympic Stadium, which will seat approximately 130,000 people. After the Olympics the seating capacity will

be reduced to under 100,000 seats for other events.

### GAME 5

Illinois 73, Albury Bandits 71  
Illini Leaders: 20 points, Damir Krupalija; 8 rebounds, Victor Chukwudebe

## MONDAY, MAY 24

### SERGIO McCLAIN

This was our last day in Sydney. We visited the aquarium, which was a nice trip. I saw some giant sharks, stingrays and sea turtles. Coach surprised us big-time by not telling us we were playing our game in the Olympic Village at one of the places that will be used during the Olympic games. After our game we saw the first 12 minutes of the game



# Australia Trip



*Robert Archibald and Damir Krupalija fed the kangaroos at the Wild World Animal Park.*

between the Australian and Russian National teams. It was a very physical game, even more so than Big Ten games.

## GAME 6

Illinois 104, Sydney Sky 73  
Illini Leaders: 22 points, Cory Bradford; 10 rebounds, Damir Krupalija

Tonight was Cory Bradford's final game on the Australian tour. He traveled back to the United States for the World University Games team tryouts. Bradford was selected to the team and helped the USA win the gold medal.

## TUESDAY, MAY 25

### NATE MAST

Back on another plane! Looking out the window the ocean was deep blue and green. This was the first time I've seen the Pacific Ocean.

We arrived in Cairns about noon...PARADISE!! It's been a while since I've been somewhere tropical and we took the rest of the day off. I took advantage of the relaxation and laid by the pool for a few hours.

Later on we went for dinner and walked around some of the shops. There are tons of things to buy and experience here. I think I am going to try bungee jumping one of these days. It's something I've always wanted to do. (Nate will get his chance to jump ... see Thursday, May 27).

## WEDNESDAY, MAY 26

### LUCAS JOHNSON

An entire day relaxing by the pool was exactly what the doctor ordered after playing six games in seven days. The tropical weather of Cairns is so enjoyable, but you do have to be careful. If you think you are too cool for sunscreen like me you'll wake up the next morning looking like Sebastian from *The Little Mermaid* (very red).

Apart from the UV rays frying my skin, we did have some interesting happenings go on poolside. The volleyball net in the pool was the perfect opportunity to take our competitive nature into the water. A bunch of the players, our tour guides, and even Coach Judson joined in the game. It doesn't get much better than today.

## THURSDAY, MAY 27

Today both Nate Mast and Damir Krupalija started the morning off bungee jumping from a 150-foot platform in the rainforest north of Cairns. The entire team went to the Wild World Animal Park just north of Cairns where the Illini had a chance to see some of Australia's wildlife up close and personal. Several players fed the kangaroos, some got their photo taken with a koala and all of the Illini took time to check out the crocodiles, some which measure between 13 and 16 feet in length.

### VICTOR CHUKWUDEBE

Tonight we played the 1998 Australian National Champions (from the ABA league), the Cairns Marlins. This team could either send the Illini home with a loss to end the amazing road trip or fall victim to the up-tempo offense and pressure defense as did the previous six teams. It was a very close game and we won in double overtime. This was truly a great way to finish our 1999 Australian basketball tour.

## GAME 7

Illinois 116, Cairns Reef Marlins 112 (2OT)  
Illini Leaders: 24 points, Frank Williams; 12 rebounds, Damir Krupalija

## FRIDAY, MAY 28

### DAMIR KRUPALIJA

One word to describe our day is, "amazing." Today we made a full day boat trip to the outer banks of the Great Barrier Reef, which is located an hour and a half north of Cairns. Upon arriving at the platform 35 miles off the shore we had a chance to explore the beauties of the coral reef and the life around it. Many interesting creatures that I had only seen before on the Discovery Channel were swimming around in the reef. Scuba diving was a highlight of the day. Now all that is left is a long trip home tomorrow.

The Illini departed Cairns at 6:15 a.m. on Saturday morning, traveled to Sydney then Los Angeles before arriving in Chicago at 7:30 p.m. Saturday night. The grand total of travel time was over 30 hours which included crossing the international date line.

*Nate Mast took a dive from the 150-foot bungee tower in the rainforest near Cairns.*



# Illini in the Community

## Coaches vs. Cancer

Illini Head Coach Lon Kruger and Illini women's Head Coach Theresa Grentz participate in the Coaches vs. Cancer Three-Point Attack and in 1999 the Fighting Illini coaches finished second nationally with a total of over \$76,000 raised in monetary pledges, corporate sponsorships, and in-kind services.

## IKON 3-Point Attack

### 1998-99 Top Ten Teams

1. Syracuse	\$269,712.70
2. Illinois	\$76,753.91
3. Kansas	\$68,211.55
4. Iowa State	\$66,723.70
5. Missouri	\$65,236.70
6. Minnesota	\$60,700.00
7. South Carolina	\$60,259.85
8. Louisville	\$53,360.00
9. Penn State	\$42,680.50
10. Delaware	\$41,747.30

## Red Ribbon Campaign

The message from the Illini is to, "Put the Slam on Drugs!" Illini Head Coach Lon Kruger and the team are honorary chairpersons for the Red Ribbon Campaign, a national week-long effort promoting a drug-free community. In addition to speaking to local elementary and middle school students on the dangers of drugs, Illinois also welcomed several groups of students to their practices. Coach Kruger and the Illini are in their third year as honorary chairpersons for the Red Ribbon Campaign.



## Hometown Heroes

The University of Illinois Hometown Heroes program offers student-athletes the opportunity to speak to young people regarding a variety of messages including goal setting, the importance of getting a good education, staying away from drugs and being a role model. Throughout the year student-athletes from all 19 Illinois' varsity sports have an opportunity to make a difference in the lives of the youth of Urbana-Champaign through the Hometown Heroes program.



At the Coaches vs. Cancer Classic in New York City, Illini Head Coach Lon Kruger made a \$10,000 free throw for his local Coaches vs. Cancer program (above). The head coaches from the four teams in the tournament joined the president of the American Cancer Society to ring the bell to open the New York Stock Exchange for business on Nov. 10, 1998 (right).



# Illinois Basketball

## All-Time Final Four Appearances by Big Ten Schools

1. Ohio State	9
2. Indiana	7
3. Michigan	6
4. Illinois	4
5. Michigan State	3
Iowa	3
7. Purdue	2
8. Minnesota	1
Penn State	1 *
Wisconsin	1
11. Northwestern	0

\*Prior to joining the Big Ten Conference



Lou Kruger led Illinois to the NCAA Tournament in 1997 and 1998. The 1997 squad was led by seniors Kiwane Garris and Chris Gandy.



Nick Anderson cuts down the net after Illinois defeated Syracuse to advance to the NCAA Final Four in 1989.

## Total NCAA Tournament Appearances by Big Ten Schools

1. Indiana	28
2. Michigan	20
3. Illinois	19
Ohio State	19
Iowa	19
6. Purdue	18
7. Michigan State	13
8. Minnesota	8
9. Penn State	7
10. Wisconsin	5
11. Northwestern	0

## All-Time NCAA Tournament Victories by Big Ten Schools

1. Indiana	52
2. Michigan	41
3. Ohio State	35
4. Iowa	26
5. Illinois	23
Purdue	23
Michigan State	23
8. Minnesota	12
9. Penn State	7
10. Wisconsin	5
11. Northwestern	0

## All-Time Winningest Big Ten Teams by Percentage:


1. Indiana	1453-778/.651
2. Purdue	1404-771/.646
3. Illinois	1357-762/.640
4. Michigan	1205-778/.608
5. Iowa	1286-864/.598
6. Ohio State	1291-911/.586
7. Penn State	1181-839/.585
8. Minnesota	1282-926-4/.580
9. Michigan State	1204-898/.573
10. Wisconsin	1132-1010/.528
11. Northwestern	795-1184-1/.402



\* Illinois ranks in the top 20 nationally for overall wins.

# Illinois Basketball

Each of the last 23 years, the Big Ten Conference has won the national attendance title for home games. In 1998-99 the league set a new standard for conference attendance as 2,204,556 fans passed through the turnstiles for a 13,361 per game average. The Illini were in the top 25 nationally in home attendance and overall attendance.



Six times the Illini have played before a crowd of over 30,000 fans. On Dec. 6, 1997 the Illinois-Saint Louis game drew a crowd of 32,429 at the TWA Dome in St. Louis. It was the largest crowd to ever watch a basketball game in the state of Missouri and it ranks as the fifth largest crowd to ever watch a Fighting Illini game.

## 1999 Attendance Leaders (All-Games)

1. Kentucky	737,738
2. Ohio State	601,779
3. Michigan State	588,307
4. Duke	581,050
5. Connecticut	578,370
6. North Carolina	537,950
7. Syracuse	525,679
8. Arkansas	503,130
9. New Mexico	488,107
10. Purdue	488,107
11. Kansas	474,960
12. Maryland	473,626
13. Indiana	470,089
14. Illinois	440,055
15. Louisville	430,028
16. Wisconsin	430,028
17. Tennessee	430,000
18. Cincinnati	428,740
19. Iowa	426,044
20. St. John's	417,709



Illinois is third among Big Ten schools in winning percentage and overall wins. The winningest team in school history was the 1989 squad which posted a record 31-5 mark. That squad was led by starters Kenny Battle, Stephen Bardo, Lowell Hamilton, Nick Anderson and Kendall Gill.

## Big Ten Championships

Illinois has won 13 Big Ten Championships, most recently in 1997-1998 when it posted a record of 13-3 and shared the crown with Michigan State. Here is a list of the number of Big Ten Titles each school has won:



The 1998 Illini won the Big Ten title, the 13th for the University of Illinois. Illini players and a sell-out crowd at the Assembly Hall celebrate a victory over Michigan State.

1. Purdue	21	6. Michigan	12
2. Indiana	19	7. Minnesota	9
3. Ohio State	15	8. Michigan State	8
4. Wisconsin	14	Iowa	8
5. Illinois	13	10. Northwestern	2
		11. Penn State	0



# Illini News & Notes

## Mr. Basketball

The Fighting Illini have landed the state's last three Mr. Basketball honorees. Sergio McClain, the 1997 winner, started the trend when he signed with the Illini and teammate Frank Williams, the 1998 winner, followed suit. Brian Cook, the 1999 honoree from Lincoln High School, is the most recent addition to the team. Illinois is the first school to have three of the state's Mr. Basketballs on the roster at the same time.

1999—Brian Cook

- Lincoln Ill., Lincoln HS

1998—Frank Williams

- Peoria Ill., Manual HS

1997—Sergio McClain

- Peoria Ill., Manual HS

1994—Jarrod Gee

- Chicago Ill., St. Martin de Porres HS

1989—Deon Thomas

- Chicago Ill., Simeon HS

1987—Marcus Liberty

- Chicago Ill., Martin Luther King HS

1986—Nick Anderson

- Chicago Ill., Simeon HS

## Seventh Inning Stretch

"Take me out to the ball game ..." On August 4, 1999 Lon Kruger moved from the playing court to the ball park. Kruger was invited by the Chicago Cubs marketing office to be a guest singer for the Seventh Inning Stretch. He sang in front of a crowded Wrigley Field and received rave reviews for his performance.

## Did you know???

...Illinois has the 18th best winning percentage all-time (.640) among Division I schools.

...Illinois has won 1357 games all-time, which ranks 19th on the Division I list.

...Illinois ranks among the top 20 schools in the country for wins in the 1940's, 1950's, and 1980's.

...In the 1980's Illinois was the only team in the nation to be a top four seed in the NCAA Tournament seven-straight years. Illinois was a No. 1 seed in 1989, a No. 2



On August 4, 1999, Lon Kruger made his singing debut when he led the Wrigley Field fans in the Seventh Inning Stretch.

## McDonald's All-Americans

1. North Carolina 40
2. Duke 30
3. Kentucky 23
4. Michigan 19
- UCLA 19
- Kansas 19
7. Indiana 17
8. Louisville 13
9. Maryland 12
10. Illinois 11
- St. John's 11

### Illinois' McDonald's All-Americans

Illinois has signed 11 McDonald's High School All-Americans, which stands 10th among all NCAA schools. This year's squad includes three, forwards Brian Cook and Marcus Griffin, and guard Frank Williams.

Here is a list of McDonald's All-Americans who have chosen Illinois:  
 1980—Derek Harper  
 West Palm Beach, Fla. North Shore HS  
 1982—Bruce Douglas  
 Quincy, Ill. Quincy HS  
 1982—Efreem Winters  
 Chicago, Ill., Martin Luther King HS

1985—Lowell Hamilton  
 Chicago Ill., Providence St. Mel HS  
 1986—Nick Anderson  
 Chicago, Ill. Simeon HS  
 1987—Marcus Liberty  
 Chicago, Ill., Martin Luther King HS  
 1989—Deon Thomas  
 Chicago, Ill. Simeon HS

1992—Richard Keene  
 Collinsville, Ill. Collinsville HS  
 1997—Marcus Griffin  
 Peoria, Ill. Manual HS  
 1998—Frank Williams  
 Peoria, Ill. Manual HS  
 1999—Brian Cook  
 Lincoln, Ill. Lincoln HS



Frank Williams, 1998



Marcus Griffin with John Wooden, 1997



Brian Cook, 1999



# Illini News & Notes

seed in 1984, a No. 3 seed in 1985, 1987 and 1988, and a Nov. 4 seed in 1983 and 1986.

...Illini Head Coach Lon Kruger was an Academic All-American in 1974.

...Illini Assistant Coach Rob Judson was an Academic All-American in 1979.

...Eight Illini players have been first-round draft selections, including current pros Nick Anderson, Kendall Gill and Detek Harper.

...Eight Illini players have competed in the NBA finals, most recently Nick Anderson with the 1995 Orlando Magic.


...Illinois has had 51 first-team All-Big Ten selections and 23 first-team All-Americans.

## The Big Apple

Last year the Fighting Illini participated in the Coaches vs. Cancer tournament in New York City. While in the Big Apple the Illini got a chance to experience some of the culture of New York. The team attended a reception at the mayor's mansion and then got a look at Times Square where they ate at the All-Star Cafe. The team also got a head start to the holiday season at the Radio City Music Hall Rockettes Christmas Show.



Cory Bradford, Damir Krupalija and Sergio McClain taking in the sights at the All-Star Cafe in Times Square.



## A Special Kind of Camp

Every year hundreds of boys flock to the Lon Kruger basketball camps, but on one weekend during the summer it's not just the kids who show up. While he was coaching at Florida, Kruger began the Parent-Child Weekend Camp in the summer of 1992. He brought the concept with him to Illinois and the last three summers it's been a popular choice for parents and their children. The camp emphasizes teaching proper basketball fundamentals, while also providing quality time between the parents and kids.

Parents and children are teamed together in the basketball activities, which include games between the kids while the moms and dads watch and then the tables are switched and the kids watch as the parents run up and down the floor. Kruger also has one discussion session with the parents while the children play ball.

No matter how busy the schedule at work or home, this is a weekend that gives parents and children a chance to use basketball to draw closer to each other.



One of the most popular basketball camps is Lon Kruger's annual Parent-Child camp, held each June.

## Scheduling Tough Opponents

Last season, Illinois faced a challenging non-conference schedule, along with the always rigorous Big Ten grind. According to Jeff Sagarin's ratings, the Illini played the second toughest schedule in the nation in 1998-99.

The level of competition will be just as tough this season, with 12 NCAA Tournament teams and three of last year's Final Four schools on the schedule.

Illinois kicks off the non-conference schedule with in-state opponents Western Illinois and Bradley. Next comes the much anticipated match-up with national runner-up Duke at Chicago's United Center as part of the inaugural ACC-Big Ten Challenge. Illinois then travels to Washington DC for the BB&T Classic to face Maryland, who advanced to the Sweet 16 last year. The Classic also includes Seton Hall and George Washington. Other December opponents include Texas-Pan American, Kansas State, Kansas at the United Center, the annual Braggin' Rights game versus Missouri in Saint Louis, and Bethune-Cookman and Loyola-Chicago.

Illinois' non-conference opponents produced a record of 221-144 (.605) last year. Eight of the teams produced winning records and six had 20-win seasons.

# Illini News & Notes



## In the Air

Everything the Illini do, they do in a first-class manner and that includes travel. Illinois charters flights for travel and because of traveling by commuter jet, the trip is shorter and the players miss a minimal amount of class time.

## The 80's Belong to the Illini

Illinois was the 14th winningest program in the nation in the 1980's, posting a record of 233-90 (.721). Illinois enjoyed nine 20-win seasons and finished in the top four of the Big Ten eight times. The Illini also made eight NCAA tournament appearances during the decade, winning 11 tournament games. The success culminated in 1989, when the "Flyin' Illini" went 31-5, earned a No. 1 seed in the Midwest Region and advanced to the Final Four.

## Fighting Illini in the Pros

Illinois has made a name for itself in the professional ranks. Sixty-one players have been drafted and 35 Illini have seen playing time in the NBA. John Kerr, Wally Osterkorn, and Steve Kuberski all earned championship rings in the league. The list of Fighting Illini who are currently in the NBA includes Eddie Johnson, Derek Harper, Nick Anderson, and Kendall Gill.

## World University Games

Cory Bradford and Robert Archibald got some extra playing time this summer, participating in the World University Games.

Bradford came home with a gold medal after helping the United States post a perfect 8-0 record and capture the championship. He was one of three players chosen from the Big Ten (along with Scoonie Penn and Michael Redd from Ohio State) and one of two freshmen (along with Erick Barkley of St. John's) on the roster.

Bradford played in all eight games, starting three. He averaged 6.3 points a game and was the second leading three-point shooter on the team, connecting on 9-of-22 attempts for 41%.

Archibald was the leading scorer and rebounder for a Great Britain team that posted a 3-4 record in the games and finished in 12th place. He averaged 13.7 points and 5.3 rebounds per game. Archibald scored in double figures in five of the seven games, including a tournament-high of 21 points against The Netherlands.

## The Mighty Big Ten


In 1999, Illinois faced more ranked conference opponents in back-to-back games than any other school in the league. The Illini played back-to-back games against nationally ranked opponents eight times.

### Times Played Back-to-Back Ranked Big Ten Teams

1.	Illinois	8
2.	Michigan	7
3.	Iowa	6
4.	Ohio State	5
5.	Michigan State	4
6.	Minnesota	4
7.	Northwestern	4
8.	Penn State	4
9.	Wisconsin	4
10.	Indiana	3
11.	Purdue	2

## Roster has Foreign Flavor

Three current Illini are natives of foreign countries, although each of their hometowns are listed in the United States. Victor Chukwudebe, who grew up in Springfield, is a native of Nigeria and moved to the states when he was 4-years-old. Damir Krupalija, who hails most recently from Rockford, Ill., is from Bosnia and only moved to the states in 1995. Robert Archibald spent his senior season in the states when his father's job moved the family to the St. Louis area. Archibald is originally from Scotland.



Robert Archibald gives a hand to a pint-size Illini fan.

# Exposure



*CBS basketball commentator Billy Packer talks with Lon Kruger before the championship game of the 1999 Big Ten Tournament.*



*Fred White and former Illini Doug Altenberger broadcast Illinois games for ESPN Regional.*



*CBS commentator Clark Kellogg interviews Lon Kruger after an Illini victory.*

Year-in and year-out, Illinois basketball is a popular choice for the television networks. This year Illinois will appear on television 25 times in the regular season, highlighted by eight national appearances on CBS, ESPN and espn2. Illinois' national games include matchups against Duke, Indiana, Kansas, Michigan, Michigan State, Minnesota and Ohio State. In Lon Kruger's tenure, the Illini have graced television screens a total of 76 times, ranging from regional appearances across the midwest to national games on CBS, ESPN, and espn2.

Chicago and St. Louis, two of the largest media markets in the midwest, are located less than three hours from Champaign and the Illini are featured in the newspapers, and on television and radio in those cities. In addition the Illini are covered by newspapers, radio and television throughout the state of Illinois and across the midwest.

## [www.fightingillini.com](http://www.fightingillini.com)

Through the official Fighting Illini website, Illinois fans across the world can keep tabs on the team during the basketball season. The radio broadcast of every

game is aired live over the internet and is available by accessing the [www.fightingillini.com](http://www.fightingillini.com) site. Additionally, fans can listen to Coach Kruger's weekly radio show on Monday nights from 6-7 p.m. by accessing [www.fightingillini.com](http://www.fightingillini.com). Also available on the athletic website are player bios, weekly releases, recaps of each game along with a boxscore and updated team and individual stats.



*Media from across the midwest and nation gathered for the introduction of Lon Kruger as the new Illini head coach on March 26, 1996.*



# Campus Life

The college experience for a student-athlete is meant to encompass everything from the educational experience inside the classroom, to the experiences associated with athletics, to the extracurricular activities. It is important to finish college as a well-rounded individual with a variety of experiences and at the University of Illinois the list of opportunities both in and out of the educational realm is endless.

## HOUSING

Illinois offers first-rate residence halls with good food, as well as the nation's largest fraternity and sorority system, and independent housing options. Residence halls have 12 computer centers, accessible to residents 24 hours a day. Every University residence hall room has a computer outlet directly connected to the University's "backbone," enabling you to hook up your own computer to do your homework and class projects, and access e-mail and surf the Internet from your room. The Fighting Illini freshmen live in one of 22 residence halls on campus, while the upperclassmen share apartments off campus.



*Scott Hall (above), the home to freshmen basketball players is conveniently located near the Irwin Academic Center and the Ubben Basketball Complex. The Intramural Building (right) on the UI campus.*

## SPORTS & RECREATION

The Division of Intercollegiate Athletics fields 19 sports teams and student-athletes are very active in supporting all of the teams throughout the year. There is always an opportunity for a sporting event on campus, either on week nights or on weekends. Whether it is volleyball, football, soccer games in the fall, or going to watch the Fighting Illini women's basketball team or tennis team play, the men's basketball players have plenty of opportunity to enjoy watching their fellow student-athletes in action.

The Intramural-Physical Education Building is one of the largest complexes on any campus, with four gymnasiums, 23 handball/racquetball courts, weight and exercise equipment, indoor and outdoor pools, tennis courts and more. The UI has one of the most comprehensive intramural sports programs in the nation.

## CULTURE AND ENTERTAINMENT

In addition to hosting the men's and women's basketball teams in action, the Assembly Hall has hosted concerts, circuses, ice shows, and Broadway musicals. Beautifully restored Foellinger Auditorium on the Quad also is home to concerts, films and speakers. The Krannert Center for the Performing Arts holds four theaters for plays, dance, and concerts by famed individuals and groups, such as the Chicago Symphony.

There are approximately 850 registered student organizations at the University of Illinois to meet the individual needs and desires of each student. Quad Day, during the first week of school, offers a chance for students to sample the various activities available to them through the numerous organizations on campus.

## OFF CAMPUS

If your interests include activities such as movies, bowling, or golf, the Champaign-Urbana area can accommodate you. There are several movie theaters, including a 16-screen theater about five minutes from campus. The U of I Orange and Blue Golf Course is open seven days a week and is also just minutes away from campus.




Additionally the Champaign-Urbana community offers a large number and variety of restaurant choices. With a population of 110,000 the area houses plenty of shopping opportunities and other big-city amenities while still retaining a Midwestern college-town atmosphere.

## AFRICAN AMERICAN CULTURAL PROGRAM

Founded in 1969, the African American Cultural Program provides a support system for students by advising, counseling, and offering programs that have an appeal to the students as well as the entire community. Some of the program efforts include recognition of Martin Luther King Holiday, Black History Month, Mom's Day programming and the Black Congratulatory program. The African American Cultural Center is located on the University of Illinois campus and hosts activities on a regular basis. Student workshops revolving around the cultural arts are in place throughout the school year and some are offered for course credit.

# The University of Illinois



# The University

Since its founding in 1867, the University of Illinois at Urbana-Champaign has earned a reputation of international stature. Its distinguished faculty, outstanding resources, breadth of academic programs and research disciplines, and talented and diverse student body constitute an educational community ideally suited for teaching and research. Located in east central Illinois in the twin cities of Urbana and Champaign (population 110,000), the University of Illinois at Urbana-Champaign is the state's flagship public university.

## Students

The University has a fundamental commitment to undergraduate education. More than 26,000 undergraduate students are enrolled in nine undergraduate divisions, which together offer some 4,000 courses in more than 150 fields of study.

The divisions are: the College of Agricultural, Consumer and Environmental Sciences; College of Applied Life Studies; College of Communications; College of Commerce and Business Administration; College of Education; College of Engineering; College of Fine and Applied Arts; College of Liberal Arts and Sciences and the Institute of Aviation.

Undergraduate admission is highly selective. In a recent freshman class, the average student was in the top 10 percent of his or her



high school graduating class and scored in the top 10 percent of those taking the national college entrance examination.

Approximately 9,000 graduate and professional students are enrolled in more than 100 disciplines. Many of these programs rank in the top 10 in the country, making Illinois among the nation's top 20 universities that grant doctoral degrees, according to the National Research Council.

## World-Class Faculty

Many faculty have been recognized for exceptional scholarship with memberships in the American Academy of Arts and Sciences, the National Academy of Sciences,

and the National Academy of Engineering; with the National Medal of Science; as National Science Foundation Young Investigators; and by such organizations as the National Endowment for the Humanities, Guggenheim Memorial Foundation, National Academy of Education, and the Alfred P. Sloan Foundation. At Illinois, research has a home in libraries, laboratories and classrooms, where it provides a real-life context for teaching and learning.

## Computing

A leader in supercomputing applications, the University is home of NCSA (National Center for Supercomputing Applications) where Mosaic web browsing software was first developed. Since first released in 1993, Mosaic has spawned exponential growth in the use of the World Wide Web. NCSA staff have also been instrumental in promoting World Wide Web access at the White House and in the city of Chicago. There are 23,000 network connections on campus for students, faculty and staff.

## Research

Students and scholars find the University an ideal place to conduct cross-disciplinary research. The most visible example of the University's commitment to such study is the Beckman Institute for Advanced Science and Technology, where research groups from nearly two dozen disciplines work within and across the following three main research themes: biological intelligence, human-



# The University

computer intelligent interaction and molecular and electronic nanostructures. The special atmosphere at the Beckman Institute made possible the collaboration between two researchers that led to the invention of a technique to extend by a factor of 50 the life of silicon chips, a development that has caught the interest of the world's major chip manufacturers.

## University Library


Academic resources on the campus are among the world's finest. The University Library is the third largest academic collection in the nation, housing more than 15.9 million items in the main library and in the more than 40 departmental libraries and units. Only Harvard and Yale have larger collections. The library's computerized cataloging system was the first in the world to serve as the primary access to a large academic library. Users have worldwide access to the collections through the Internet, with more than a million patrons logging on each week.

## The Arts

A major center for the arts, the campus attracts dozens of nationally and internationally renowned artists each year to its widely acclaimed Krannert Center for the Performing Arts. Designed by alumnus Max Abramovitz, an architect of New York City's Lincoln Center, the facility has four indoor theaters and an outdoor amphitheater. Together, they host more than 300 performances each year. The University also supports three major museums: the Krannert Art Museum and Kinkead Pavilion, the World Heritage Museum and the Museum of Natural History.



*The Illini Union, located at the north end of the Quad.*



*The Quad is a center of student activity at the University of Illinois campus.*

Other major facilities include the multipurpose Assembly Hall (16,000 seats), which hosts concerts, convocations, theater and sporting events; Memorial Stadium, site of Big Ten Conference football games; and the Intramural-Physical Education Building.

## Partnership Illinois

Also integral to the University's mission is a commitment to partnerships with many sectors of Illinois business and industry. Each year more than 60,000 Illinois residents participate in scores of conferences, institutes, credit and non-credit courses and workshops presented on campus and statewide.

University-sponsored programs in both urban and rural areas of the state bring University faculty to the citizens of Illinois to share their expertise in food industries, health, K-12 education, technology transfer and economic development, to name a few. Cooperative Extension Service offices throughout Illinois serve nearly one million people annually.

The Institute for Competitive Manufacturing has succeeded in solving business and manufacturing problems in hundreds of Illinois firms by matching student project teams with businesses in need.


## Our Graduates Succeed

Freshman retention and overall graduation rates are well above the national averages. Typically, approximately 90 percent of freshmen return for their sophomore year. The graduation rate for students who enter the university on a full-time basis is approximately 80 percent. The national average for four-year schools is approximately 50 percent. Each year, more than 400 graduates are accepted to law school. Medical school admissions are also impressive with more than 200 students admitted each year.

The University of Illinois at Urbana-Champaign can be found on the World Wide Web at <http://www.uiuc.edu>



# Board of Trustees



The Board of Trustees of the University of Illinois exercises final authority over the policies and governance of all three campuses of the University (Chicago, Springfield, Urbana-Champaign), within limits fixed by the Illinois Constitution and state law.

Legislation approved by the General Assembly, signed by the governor and tested in court has changed trustee selection. In 1996, the governor began appointing new trustees, as terms expired. Until the law changed, trustees had been elected by the people of Illinois in November general elections.

As before, there are nine trustees. Each serves for six years. Their terms are staggered, with three expiring every two years. All trustees serve without pay. The governor is also an ex officio member of the board, with a vote.

In addition, three students, one each from the campuses of Chicago, Springfield and Urbana-Champaign, serve single-year terms on the board.

Trustees elect their own chair annually, in January, from among the nine members. The 1999 chair is Jeffrey Gindorf.



*William D.  
Englebrecht  
Henry*



*Susan L.  
Gravenhorst  
Lake Bluff*



*Jeffrey Gindorf  
Crystal Lake*



*Thomas R. Lamont  
Springfield*



*Martha R. O'Malley  
Belleville*



*Roger L. Plummer  
Chicago*



*Judith R. Reese  
Chicago*



*Kenneth Schmidt  
Riverwoods*



*Gerald W. Shea  
Burr Ridge*



*David J. Cocagne  
Student Trustee  
Urbana*



*Melissa Neely  
Student Trustee  
Springfield*



*Arun Reddy  
Student Trustee  
Chicago*



# University Administration



## PRESIDENT JAMES J. STUKEL

**J**ames J. Stukel begins his fifth year as president of the University of Illinois. Since becoming the University's 15th chief executive officer, Stukel has taken his four-point plan to thousands of Illinois citizens, including alumni and friends of the University, through community visits and special events in Illinois and several states.

The first point of the Stukel plan is to strengthen the connections between the University and the people of Illinois, in a redefinition of the UI's traditional land-grant obligations. The second is to upgrade students' educational experience through smaller classes and best use of the educational technology. Third is to cut costs where possible, stress productivity and create a positive, business-like administration that reassures taxpayers, tuition-payers and private donors that their money is being used efficiently. And fourth is to maintain the highest quality in a niche filled by relatively few U.S. Universities – basic and applied research.

For four years before becoming president, Stukel served as chancellor and chief executive officer of the University of Illinois at Chicago, leading UIC into the first rank of research universities.

Stukel has been part of the University of Illinois family since enrolling in graduate school in 1962. He spent 23 years on the

Urbana-Champaign campus as an administrator, engineering professor and researcher. He then moved to UIC, spending one year as vice chancellor for research and five years as executive vice chancellor and vice chancellor for academic affairs before assuming the chancellor position in Chicago.

Born March 30, 1937, Stukel earned his B.S. in mechanical engineering from Purdue University in 1959 and spent two years as a research engineer for the Virginia Pulp and Paper Co. In 1962, Stukel enrolled in graduate school at Illinois, earning his M.S. in mechanical engineering in 1963 and his Ph.D. in mechanical engineering in 1968.

He became assistant professor of environmental engineering and mechanical engineering at Illinois in 1968, associate professor in 1971 and full professor in 1975.

Stukel is a member of the Kellogg Commission on the Future of State and Land-Grant Institutions, as well as a member of the board and co-chair of the Council of Governmental Affairs at the National Association of State Universities and Land-Grant Colleges. He also is on the executive committee of the Illinois Coalition and is a governing board member of the Illinois Council on Economic Education. In May 1997, he received an honorary doctor of engineering degree from Purdue University.

Stukel and his wife, the former M. Joan Helping, have four children and three grandchildren.



## CHANCELLOR MICHAEL AIKEN

**W**hen Michael Aiken joined the University of Illinois at Urbana-Champaign in 1993, he brought with him more than 30 years of scholarly and administrative experience. Aiken is an internationally recognized sociologist who has specialized in

the analysis of organizations and issues of community power and social change.

As the sixth chancellor of the campus, Aiken has emphasized undergraduate education as well as research and public service. Programs designed to ensure the success of new students include the Freshman Convocation ceremony, which welcomes new students to campus and shares with them the rich traditions of the university, and the Discovery program, which gives new students at Urbana-Champaign the opportunity to study with a senior faculty member in a classroom setting of 20 or fewer students.

Under Aiken's leadership, the Urbana-Champaign campus has launched Partnership Illinois, an effort to catalog, coordinate and promote outreach efforts of the Urbana campus. As a land-grant institution, the university makes a vital contribution to the quality of life on the people of Illinois by providing a wide variety of services in partnership with them. PI enhances the campus's ability to bring

faculty expertise to bear on the educational, technological, economic, social and cultural challenges facing Illinois and the broader society.

These and other new programs were outlined in "A Framework for the Future," the strategic planning document completed in May 1995.

Before coming to Illinois, Aiken served as provost of the University of Pennsylvania, where he also had been a faculty member in the department of sociology, chairman of sociology and dean of the School of Arts and Sciences.

Aiken's career has included academic posts at the University of Wisconsin-Madison, Columbia University, Washington University in St. Louis and two Belgian universities, the Katholieke Universiteit Leuven and the Universit'e Catholique de Louvain.

Aiken graduated from the University of Mississippi in 1954 and earned his master's degree in 1955. He received a doctorate in sociology in 1964 from the University of Michigan.

An avid Fighting Illini fan, Chancellor Aiken attends sporting events on campus and follows Illinois athletic teams on the road as well.

Aiken is married to Catherine Comet, an internationally acclaimed orchestral conductor. They have one daughter, Caroline.



## DIVISION OF INTERCOLLEGIATE ATHLETICS

The Division of Intercollegiate Athletics (DIA) was chartered in 1892 as a not-for-profit corporation of the State of Illinois. It was charged with overseeing and conducting the University's intercollegiate athletic programs and associated support services, and operated as a separate entity.

After the state legislature voted in June 1989 to bring UI athletics within the University proper, the DIA assumed the functions and responsibilities of the Athletic Association. The Division of Intercollegiate Athletics began operations officially July 1, 1989, and now, more than a century after University of Illinois athletics began, the mission is still to achieve excellence both in the classroom and in sport competition.

The director of athletics is the division's chief executive officer, and reports directly to the chancellor of the Urbana-Champaign campus. The chancellor has final authority regarding the athletic program in all areas except for budget and major appointments. Those decisions rest with the University of Illinois Board of Trustees.

The Athletic Board serves the DIA in an advisory capacity. It is composed of 18 members, (nine faculty, five alumni, three students and one trustee); and the three non-voting (ex-officio) members from the

### ATHLETIC BOARD

Doug Altenberger, Alumni Representative  
 Daniel R. Gregus, Alumni Representative  
 Carol Keiser, Alumni Representative  
 Joel Weisman, Alumni Representative  
 John Braden, Faculty  
 Barrington L. Coleman, Faculty  
 Lawrence M. DeBrock, Faculty  
 J. Fred Giertz, Faculty  
 William O'Brien, Faculty  
 Matthew B. Wheeler, Faculty  
 Joyce C. Wright, Faculty  
 David L. Chicoine, Faculty Representative  
 Fred Delcomyn, Faculty Representative  
 William D. Engelbrecht, Board of Trustees Representative  
 Kristin Acuff, Student Representative  
 Richard Stockton, Student Representative  
 Josh Whitman, Student Representative  
 Ron Guenther, Ex-Officio  
 Judy Rowan, Ex-Officio  
 Katharine Kral, Ex-Officio

University administration.

The faculty and student members are nominated by the Urbana-Champaign Senate and selected by the chancellor.

The Division of Intercollegiate Athletics does not receive state tax dollars and over the years has been able to fully fund the NCAA

maximum allowable number of athletic scholarships for student-athletes in each of its sports programs, as well as to hire excellent coaches and maintain and upgrade its facilities, staying on par with the best major collegiate programs across the nation.

This has been accomplished through revenues derived from four major sources: gate receipts from football and men's basketball; television and radio rights fees for those two sports; corporate sponsorships and donations to the Fighting Illini Scholarship Fund. The FISF contributions provide the maximum allowable number of scholarships in the 19 men's and women's sports at an average annual cost of approximately \$10,000 for in-state student-athletes and about \$15,000 for those from outside Illinois.

### Facilities

The Division of Intercollegiate Athletics utilizes and maintains 12 facilities for competition and the administration of 19 sports. The facilities include Memorial Stadium, Assembly Hall, Huff Hall, Illinois Field, the Outdoor Track and Field and Soccer Stadium, the Armory, Atkins Tennis Center, the Intramural and Physical Education Building, Kenney Gym, the University of Illinois Orange and Blue Golf Courses, the



*The Bielfeldt Athletic Administration Building houses coaches and administration for the Division of Intercollegiate Athletics.*

## DIVISION OF INTERCOLLEGIATE ATHLETICS

Bielfeldt Athletic Administration Building, the Ubben Basketball Practice Facility and the Irwin Academic Center.

Currently under construction is a \$ 12.5 million indoor football practice facility, located just east of the current Ubben Football Complex and locker room. The football practice field will open directly onto the East Outdoor Practice Field and is scheduled for completion for spring practice in 2001. In 1996, more than 100 members of the DIA staff moved into the Bielfeldt Athletic Administration Building, located on the east-west axis between the Atkins Tennis Center and the Assembly Hall. The facility houses DIA coaches, administration and staff, including the Fighting Illini Scholarship Fund, the Varsity "I" Association, accounting and personnel, athletic public relations and marketing and compliance.

A "Park of Tradition" commemorating the history of Fighting Illini athletics is planned adjacent to the Bielfeldt Building, along with the opening of the Illinois Hall of Fame. The Ubben Basketball Practice Facility opened last fall and features practice courts for men's and women's basketball, offices and meeting rooms, training and equipment facilities, strength and conditioning and locker rooms.

In 1992, the DIA completed an \$ 18 million renovation project on Memorial Stadium, replacing the main and balcony stands on the east and west sides of the Stadium.

It has been a busy two decades for facility construction at Illinois as the Atkins Tennis Center opened in 1991, featuring six indoor and eight outdoor lighted courts, along with a pro shop and balcony viewing areas. The Atkins Tennis Center has hosted the Big Ten Championships, the NCAA



*The Irwin Academic Center features academic services offices, study areas, an expansive computer room and meeting rooms for more than 600 UI student-athletes.*

Regionals and numerous professional tournaments and is also a resource for the entire Champaign-Urbana tennis community. Fighting Illini men's and women's tennis have risen to the top of the Big Ten Conference with the men's squad ranked second in the nation.

Illinois Field, the home of the 1998 Big Ten champion Illini baseball squad, and the Outdoor Track Stadium have also seen construction upgrades, adding lights to both facilities and expanding the track stadium to accommodate Illinois women's soccer matches. The Outdoor Track and Soccer Stadium also includes future plans for seating for 8,000 and a permanent press box.

Two years ago, the Irwin Academic Center opened on campus, providing UI student-athletes with state-of-the-art computer study areas, quiet rooms, conference rooms, career planning and placement and other academic programs all under one roof. The Irwin Academic Center is utilized by nearly 600 student-athletes on an annual basis.

The Illini men's and women's basket-

ball squads compete in the Assembly Hall, billed for many years as college basketball's finest arena. During the past two years, the Assembly Hall has undergone more than \$ 11 million in facility upgrades, including new locker rooms, training rooms, meeting and dining areas, storage and other improvements designed to showcase Illinois basketball.

Huff Hall, the home for Illinois men's basketball and the famed IHSA "March Madness" state basketball tournament from 1925-63, has undergone nearly \$ 1 million in construction since 1990 and is the home for Illini volleyball, wrestling and gymnastics.

Future construction plans include a new playing surface at Memorial Stadium and renovations and expansion of the Irwin Football Complex, a multi-purpose indoor sport facility adjacent to the Bielfeldt Athletic Administration Building and the construction of a softball stadium to accommodate the new Illini athletic sport program.

# Athletic Director

## RON GUENTHER



In seven years as Director of Athletics at the University of Illinois, Ron Guenther has returned his alma mater to the national elite in competing for championships in 19

intercollegiate sports with outstanding coaches, staff and facilities. The MVP of the 1966 Illinois football squad, Guenther continues to move the Illini athletic program on a breakneck pace toward a position of competing at a championship level in all programs.

In the last three years, Guenther, 53, has overseen a series of dramatic changes that have local, regional and national media, alumni and fans marveling at Guenther's abilities to add sport programs in women's soccer and softball, recruit top-level coaches, plan for and build championship facilities with more than \$ 50 million in capital donations and create a model program producing outstanding student-athletes. In the last three years, Guenther has established Illinois as a rising power among NCAA institutions by:

- \* Beginning construction on a \$ 12.5 million state-of-the-art indoor football practice facility, to be completed during the next two years.
- \* Overseeing the construction of the Richard T. Ubben Basketball Practice Facility for the Illini men's and women's cage programs.
- \* Adding women's soccer under the direction of former Head Coach Jill Ellis, the first UI athletic program added in two decades.
- \* Meeting the needs of high school athletes in the state of Illinois by adding popular women's softball as the 19th varsity sport, beginning competition in the spring of 2000.
- \* Hiring championship-level coaches such as football's Ron Turner, Lon Kruger in men's basketball and Theresa Grentz to lead the women's basketball program. Guenther also extended the contract of nationally-prominent wrestling coach Mark Johnson and brought in talented coaches such as volleyball's Don Hardin and soccer's Jill Ellis. In his seven years as director, Guenther has also landed nationally-recognized men's tennis coach Craig Tiley, who led the Illini to their first Big Ten title since 1946, swimming coach Jim Lutz, who had Illinois ranked among the nation's Top 25 this season, and women's gymnastics coach Lynn Brueckman.
- \* Signing an exclusive \$ 7.5 million agreement with Nike as one of only 13 Nike institutions in the United States.
- \* Christening the \$ 7.2 million Bielfeldt Athletic Administration Building.
- \* Overseeing the construction and opening of the \$ 2.1 million Irwin Academic Center, providing 600 student-athletes with a state-of-the-art, convenient academic center to reach their full potential as students.

Under Guenther's leadership, Illinois has steadily improved its performance on the field and in the classroom. In the last three years, Illinois has won back-to-back historic Big Ten titles in men's tennis, captured the 1998 Big Ten men's basketball and baseball championships and won the 1997 Big Ten women's basketball title, earning consecutive NCAA "Sweet 16" appearances. Off the field, Illinois student-athletes have continued to benefit from outstanding academic services programs, matching the overall campus grade point average and producing nearly 100 Academic All-Big Ten award winners annually in all sports.

Guenther has also spearheaded a revolution for funding for championship-level programs and facilities as the Division of Intercollegiate Athletics has opened necessary additional revenue streams totaling more than \$ 3 million through working partnerships with corporate sponsors and management of the Illini Sports Radio Network.

*"Guenther has the school on track to realize the expectations of unbridled athletic success, achieved the right way,"*

*-- Chicago Sun Times, March 9, 1997*

Guenther's aggressive plan to make the Division of Intercollegiate Athletics a valuable and enthusiastic partner in the overall education, research and service mission of the University has begun to pay dividends heading into the 21st century.

Now in his fourth decade with the University of Illinois, Guenther was the Most Valuable Player on the 1966 Illinois football squad under Head Coach Pete Elliott. Guenther was a second-team All-Big Ten selection at offensive guard, also earning first-team Academic All-Big Ten honors and recognition as the University's outstanding senior in physical education.

Guenther earned his bachelor of science degree in physical education from Illinois in 1967 and an M.S. in administration in 1968 before embarking on a successful career in coaching, athletic administration and business.

Guenther was named the 17th Director of Athletics in 1992 after serving for two years with the University of Illinois Foundation as Director of Major Gifts and for three years as a partner with The Barofsky Association, a Chicago-area investments and marketing firm.

From June of 1988 to March of 1989, Guenther served as Interim Director of Athletics for External Operations, administering the development program, public relations, promotions, tickets, merchandise and summer camps.

Guenther spent the previous three years within the Division of Intercollegiate Athletics as associate athletic director for development, coordinating the "Campaign for Excellence in Athletics." That campaign began the first major facelift of athletic facilities in nearly 60 years on campus and provided the impetus for the eventual construction of Illinois Field for baseball, the UI Outdoor Track and Field Stadium, the Atkins Tennis Center and the Irwin Football Complex, housing coaches offices, locker rooms, sports medicine, strength and conditioning facilities and meeting rooms for Illinois football.

One of the nation's top athletic fund raisers, Guenther has been instrumental in soliciting gift commitments totaling more than \$ 50 million toward capital improvements at Illinois during the last 15 years.

Firmly committed to delivering the Illinois message across the state and Midwest, Guenther served from 1983 to 1985 as assistant athletic director for Chicago operations, renewing a commitment that continues today to reach out to the thousands of Chicago-area alumni, donors and fans. During his tenure in Chicago, Guenther created the annual statewide caravan for promotion and public relations and saw a tripling in the number of donors to Illinois athletics.

Guenther spent eight years at North Central College in Naperville, Ill., including a stint from 1975-79 as director of admissions and also as an associate head football coach. From 1979-83, he served as the vice president of development and public affairs at North Central, helping to design and implement a \$ 15 million Capital Campaign. As associate head football coach, Guenther helped the Cardinals amass a 23-12-2 record, including the school's first winning season in 15 years.

Before moving to North Central College, Guenther was offensive line coach at Boston College from 1971-74, helping to develop nine National Football League players.

From 1968-71, Guenther was a teacher and coached football, wrestling and track and field for the Evanston Township and Glenbard High School systems in suburban Chicago.

Born October 3, 1945, Guenther is a native of Evanston and a graduate of York High School. He lettered at Illinois in 1965 and 1966, helping Illinois to a 24-14-1 record in his four seasons. Guenther earned MVP honors on a squad that produced five All-Americans in 1966.

# Athletic Administration



*Barbara Butler  
Director of  
Communications*



*Dana Brenner  
Associate Director  
of Athletics*



*Cheryl Cain  
Director of Athletic  
Ticket Office*



*David L. Chicoine  
Faculty Representative*



*Terry Cole  
Associate Director  
of Athletics*



*Terry Coulan  
Director of  
Concessions*



*Dike Eddleman  
Emeritus Executive  
Director - FISF*



*Steve Greene  
FISF - Chicago*



*Mildred B. Griggs  
Faculty Representative*



*Mike Hatfield  
Assistant Director  
of Development*



*Allan Heinze  
Director of Athletic  
Facilities*



*Warren Hood  
Associate Director of  
Athletics for External  
Affairs*



*Vince Ille  
Assistant Director  
Compliance*



*Dave Johnson  
Assistant Athletic  
Director for  
Marketing and  
Promotions*



*Karol Kahrs  
Associate Director  
of Athletics*



*Kelly Landry  
Associate Director  
of Athletics*



*Tim Tracy  
Assistant Director  
Business Manager*



*Shawn Wax  
Director of Development*



*Harriet Weatherford  
Associate Director  
of Athletics*



*Ken Zimmerman  
FISF - Champaign*



# U of I Athletic Success

## Baseball

- In 1999, the team finished third in the Big Ten and made fourth-straight appearance in the Big Ten Tournament, the longest current streak of any team in the conference.
- Reliever Jimmy Journell was selected on two all-American teams before being drafted in the fourth round by St., Louis. Ace Jason Anderson was named first-team all-Big Ten, second baseman D.J. Svihlik was an honorable mention all-American and Luke Simmons set the Illinois freshman batting average record and was a freshman all-American.

## Men's Basketball

- Illinois was the talk of the nation the first week of March in 1999 as the Illini, seeded last in the Big Ten Tournament, downed three-straight ranked teams to advance to the title game against second ranked Michigan State.
- Cory Bradford was named Big Ten Freshman of the Year and became the Illini's all-time leading freshman scorer with 494 points (moving ahead of Deon Thomas, who scored 452 his freshman season).



## Women's Basketball

- In 1999, the Illini reached the NCAA Tournament for the third straight year.
- Illinois advanced to the Big Ten Tournament title game, and fell to eventual national champion Purdue 80-76.
- Tauja Catchings was named an honorable mention all-America and Susan Blausler was a first-team all-Big Ten selection.

## Men's Cross Country

- Finished eighth at the 1998 Big Ten Championships and fifth (out of 22 teams) at the NCAA District V meet.
- Scott McClennan earned all-region honors with a 22nd place finish at the District V meet.
- Four athletes made academic All-Big Ten.

## Women's Cross Country

- Finished eighth at the 1998 Big Ten Championships and 16th (out of 23 teams) at the NCAA District V meet.
- Tara Mendoza earned all-region honors with a 19th place finish at the District V meet, the first top 20 finish at the district championship by an Illini runner since 1994.
- Five athletes made academic all-Big Ten.

## Football

- Finished the 1998 season 3-8, with a schedule that featured five teams that won bowl games.
- Asim Pleas and Danny Clark were honorable mention all-Big Ten selections.

## Men's Golf

- Advanced to the NCAA Championships and the 15th place finish by the Illini was the highest since 1950 when Illinois was seventh.
- D.A. Points earned third-team all-America honors and was also an all-Big Ten selection.
- Larry Nuger captured medalist honors at the Big Ten Championship, becoming the Illini's first medalist at the conference championship since 1993.
- In the final MasterCard Collegiate Golf Rankings moved up from 46th place to 29th and D.A. Points improved from 47th place to a final ranking of 36th.



## Women's Golf

- Jillian Sitter posted the team's low stroke average and was the Illini's highest placing golfer at the Big Ten Championship, tying for 25th overall.
- Nell Macke was an academic all-Big Ten selection and Golf Coaches Association All-Scholar team member.

## Men's Gymnastics

- Ended the season ranked seventh in the nation and placed fourth at the NCAA Regional Championship.
- Had six gymnasts qualify for nationals.
- At the NCAA Championships, Leo Oka finished seventh in both the all-around and still rings, one spot shy of all-American status.

## Women's Gymnastics

- Earned its second consecutive berth in the NCAA Regionals and finished fifth at the NCAA Region 3 meet after finishing fifth at the Big Ten Championships.
- Gina Wiechmann became Illinois' seventh individual to win a Big Ten event championship with her first place score of 9.875 to win the balance beam competition.
- In the 1999 season, Illinois gymnasts posted 32 of the top 45 all-time scores in school history.

# U of I Athletic Success

## Women's Soccer

- The Illini improved from seven wins in the inaugural season, 1997, to 12 wins in 1998. The team qualified for its first Big Ten tournament in 1998, narrowly losing to Big Ten champion Penn State, 1-0.
- The Illini had five academic all-Big Ten picks in 1998.
- Illinois is gaining national recognition and has earned a Top 25 ranking in 1999.

## Softball

- Illinois welcomed the addition of a varsity softball team in June of 1999 with the hiring of the program's first head coach, Terri Sullivan.

## Women's Swimming

- Six school records fell during the Big Ten Championships.
- Sophomore Darcy Adler was the only Illini swimmer to qualify for the NCAA Championships with an Illini best time of 1:02.60 in the 100 breast at the Big Ten Championships. At the NCAA finals, she finished 23rd in the 100 breast in 1:03.43 and 38th in the 200 breast in a time of 2:20.31.

## Men's Tennis

- Ranked as high as No. 2 in the nation last year, the Illinois men's tennis team won its third consecutive Big Ten title. In conference play, Illinois swept league foes en route to a 13-0 record.
- Illinois made its second straight trip back to the National Indoor Championship finals before falling in the championship finals to UCLA 4-1.
- Senior Oliver Freelove was named Big Ten Tennis Athlete of the Year and was joined on the All-Big Ten team by junior Cary Franklin.
- Craig Tiley (112-55 career mark) was honored as the Big Ten Coach of Year.
- In regional honors, Freelove was tabbed the ITA/Farnsworth Senior Player of the Year and Tiley was awarded the Wilson ITA Coach of the Year. Senior Gavin Sontag was nominated for the National ITA John Van Nostrand Memorial Award.

## Women's Tennis

- Under first-year head coach Sujay Lama, the Fighting Illini finished third at the Big Ten Championships, reaching the semifinals before falling to Northwestern. The team finished the year strong with a drive of six straight Big Ten wins to end the regular season.
- UI completed the year ranked No. 44 in the nation.
- Sophomore Simone Kung and senior Stacy Schapiro were all-Big Ten selections.

## Men's Track & Field

- The team finished second at the Big Ten indoors and fourth at the Big Ten Outdoor Championships.
- Five Illini were Indoor Big Ten Champions: George McDonald-Ashford won the 60 meters, Bobby True won the 600 meters, Jason Van Swol won the 800 meters, Sherman Armstrong won the 60 meter hurdles, and the 4x400 meter relay also took first (Tyrone Jones, Jason Van Swol, True, and Armstrong).
- Three Illini were Outdoor Big Ten Champions: True won the 800 meters and Armstrong won the 110 and 400-meter hurdles.
- The team finished 30th at the NCAA Outdoor Championships.
- Sherman Armstrong was named the Big Ten's Outdoor Athlete of the Year and Jason Van Swol was named the Big Ten's Outdoor Freshman of the Year.

## Women's Track & Field

- Team finished 6th at the Big Ten Indoor Championships and fifth at the Big Ten Outdoor Championships.
- Kerry Ann Richards won the 60 meters and was named All-Big Ten.
- The team finished 19th at the NCAA Indoor Championships.
- Four Illini earned all-Americans indoors: Kerry Ann Richards finished 6th in the 60 meters, Aleisha Latimer finished 7th in the 60 meters, Tara Mendoza finished 9th in the 800 meters, Stacy Ann Grant finished 6th in the high jump.
- The Illini won two Outdoor Big Ten events: Aleisha Latimer won the 100 meters, and the 4x100 meter relay (Chequetta Bearfield, Latimer, Laura Aschoff, Richards).
- Stacy Ann Grant earned All-American honors, finishing 10th in the high jump at the NCAA Outdoor Championships. Collinus Newsome also earned all-American honors, finishing 9th in the shot put at the NCAA Outdoor Championships.



## Volleyball

- Illinois finished the season ranked 14th in the nation with a 22-11 record. The Illini advanced to the NCAA Sweet 16 before falling to eventual national champion Long Beach State.
- Illinois ranked 10th nationally in attendance with an average of 1,828 fans. The Illini were third in the Big Ten in attendance.
- Melissa Beitz led the Big Ten in assists (1859) and Tracey Marshall led the Big Ten in digs (465).
- Cristy Chapman was an honorable mention all-America and Melissa Beitz was named to the District V All-American team. Chapman and Tracey Marshall were both first-team all-Big Ten.

## Wrestling

- On Valentine's Day 1999, Illinois defeated the Iowa Hawkeyes, 20-16, its first win over Iowa since 1960.
- Illinois finished the season ranked sixth nationally with a dual record of 13-2, including a 7-2 Big Ten mark.
- The Illini took fifth place at the Big Ten Championship and 12th place at the NCAA Championship.
- Karl Roesler earned all-America honors at heavyweight while sophomore Adam Tirapelle was named an all-American at 149 pounds. Both finished third at the NCAA Championships in their respective weight classes.



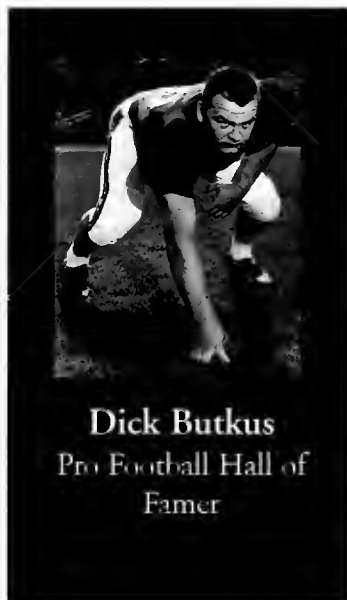
# Notable Alumni

Max Abramovitz – Architect/ Assembly Hall  
**John B. Anderson** - 1980 Presidential candidate  
**Mark Andreessen** – Programmer of Netscape internet browser  
**Nelson Algren** – Chicago writer (deceased)  
**Albert Babb** – Pioneer in hemodialysis  
**Barbara Bain** – Actor

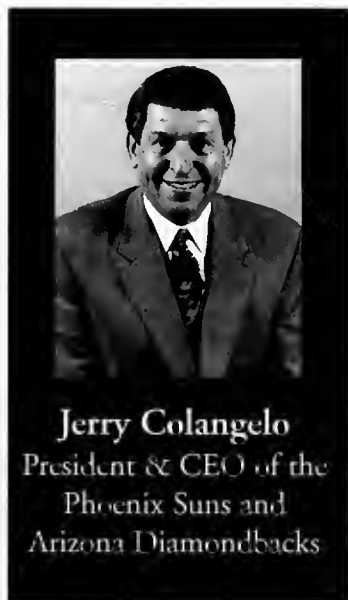
**Dee Brown** – Author of “Bury My Heart at Wounded Knee”  
**Hal Bruno Jr.** – Retired director of political coverage for ABC News  
**James Cantalupo** – Chairman and CEO of McDonald’s Corp. International  
**Shou-Po Chao** – Secretary General of Taiwan  
**Steven Chen** – Computer designer

**Jean Driscoll** – Wheelchair athlete  
**Dwight “Dike” Eddleman** – Olympic high jumper  
**Lee Falk** – Cartoonist (The Phantom, Mandrake the Magician) (deceased)  
**Michael Filerman** – TV producer  
**George M.C. Fisher** – CEO of Eastman Kodak  
**Dan Fogelberg** – Attended composer and recording artist


**George Halas** – Founder of Chicago Bears (deceased)  
**Leanne Harvey** – General Manager, New Orleans Zephyrs  
**Eric Halverson** – Opera star, bass  
**Hugh Hefner** – Founder of Playboy  
**Sharon Hendrick** – Wheelchair track Olympian



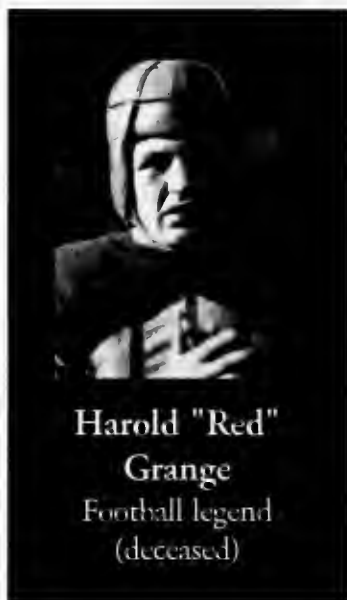
**Dick Butkus**  
 Pro Football Hall of Famer



**Jerry Colangelo**  
 President & CEO of the Phoenix Suns and Arizona Diamondbacks



**Roger Ebert**  
 Pulitzer Prize-Winning Film Critic



**Harold "Red" Grange**  
 Football legend (deceased)

**Arnold Beckman** – Founder/chairman emeritus of Beckman Instruments  
**Lou Boudreau** – Professional Baseball Hall of Famer  
**Charles Bowsher** – U.S. Comptroller General  
**James Brady** – Press secretary during Reagan Administration; wounded during Reagan assassination attempt; namesake of the Brady Bill on handgun control  
**Nancy Brinker** – Breast Cancer Foundation

**John Coleman** – Founder of the Weather Channel  
**Michael Colgrass Jr.** – Composer, 1978 Pulitzer Prize-winner in Music  
**John Darling** – Chancellor, Louisiana State University  
**Andrew Davis** – Film director/producer (“The Fugitive,” “Under Siege”)  
**Ollie Watts Davis** – opera Singer  
**Dorothy Day** – Founder of the Catholic Worker Movement (deceased)  
**Eugene Dorsey** – Chair, Independent Sector

**Rich Frank** – former President of Disney Studios  
**Steve Friedman** – TV producer, director  
**Dale Gardner** – Astronaut  
**Bill Geist** – Journalist on “CBS Sunday Morning”  
**John Georges** – CEO of International Paper Co.  
**Thornton Gilchrest** – President, National Safety Council  
**S. Malcolm Gillis** – President, Rice University  
**Richard Greenberg** – Film maker  
**Jerry Hadley** – Opera star

**Sue Ann Huseman** – President, Monmouth College  
**Billy Morrow Jackson** - Painter  
**Jesse Jackson Jr.** – Politician  
**Donald Johanson** – Anthropologist, discoverer of oldest known hominid, “Lucy”  
**Arte Johnson** – “Laugh-In” television personality  
**Robert Johnson** – CEO of Black Entertainment Television



# Notable Alumni

**Katherine Kendall** – United Nations Social Affairs Director  
**Charla Krupp** – Editor, Glamour magazine  
**Naomi Lynn** – Chancellor, University of Illinois-Springfield  
**Jack Mabley** – Newspaper columnist  
**Carol Martin** – Television journalist/anchor

**Steve Nagel** – Retired astronaut  
**Malden Nesheim** – Provost, Cornell University  
**Ray Nitschke** – Professional Football Hall of Famer (deceased)  
**Robert Novak** – Columnist and CNN political commentator  
**Jerry Orbach** – Actor  
**Peter Palmer** – Actor, singer (Broadway)

**Stephen Sample** – President, USC  
**E. Roger Sayers** – President, University of Alabama  
**Gerald Schoenfeld** – Shubert Organization  
**Gene Shalit** – “NBC Today Show” film critic  
**Albert Shanker** – American Federation of Teachers (deceased)

**Dennis Swanson** – Former president of ABC Sports  
**Joe Tanner** – Astronaut  
**Barbara Ann Teer** – Founder & CEO of National Black Theater  
**Nancy Thies** – Olympic gymnast, sportscaster  
**Lynne Thigpen** – Tony Award-winning actress, “An American Daughter”  
**Craig Virgin** – Olympic Runner



**Nicole Hollander**  
 Cartoonist  
 (Sylvia)



**Mannie Jackson**  
 Former Pro Basketball player, Owner of Harlem Globetrotters



**Ang Lee**  
 Film Director (“Sense and Sensibility”)



**Nancy Thies**  
 Olympic gymnast, sportscaster

**Lynn Martin** – Secretary of Labor during the Bush Administration  
**Fred Marx** – Co-director and editor of “Hoop Dreams”  
**Mary Elizabeth Mastrantonio** – Actress  
**Erie Mills** – Opera star  
**Bobby Mitchell** – Professional Football Hall of Famer  
**Tom Murphy** – Retired chairman of General Motors  
**Scott Mutter** – Artist/Photographer

**Francine “Penny” Patterson** – Taught Koko the gorilla to communicate through Sign Language  
**Greg Philbin** – Member of the band REO Speedwagon  
**Ron Popeil** – Ronco (Veg-o-matic)  
**Fidel Ramos** – Former President of the Philippines  
**James “Scotty” Reston** – Pulitzer Prize-winning journalist (deceased)  
**Bobby Richards** – Olympic pole vaulter

**Shel Silverstein** – attended – author and songwriter  
**Roger Simon** – Syndicated columnist for the Baltimore Sun  
**Sam Skinner** – Secretary of Transportation; Chief of Staff during the Bush Administration  
**Ralph Snodsmith** – TV gardening guide  
**Godfrey Spring Jr.** – Syndicated columnist for the Christian Science Monitor

**Marvin Wachman** – Chancellor, Temple University  
**Arnold Weber** – President, Northwestern University  
**William Wegman** – Artist  
**Jack Welch** – CEO of General Electric  
**Cheryl West** – Playwright  
**Rosalyn Yalow** – 1978 Nobel Prize-winner in physiology & medicine  
**Timothy Zahn** – writer

One of the most dramatic and dignified traditions in college athletics is the performance of Chief Illiniwek at the University of Illinois. Since 1926, this symbol has stirred pride and respect in audiences at Memorial Stadium, the Assembly Hall and Huff Hall.

Illiniwek (pronounced "ill-EYE-nih-wek") was the name of the loose confederation of Algonquin tribes that once lived in the region. The French changed the ending to "ois" in naming what became the state of Illinois. Illiniwek means "they are men" and former Illinois football coach Robert Zuppke is believed to have suggested calling the UI symbol Chief Illiniwek.

In 1926, Assistant Band Director Ray Dvorak conceived the idea of performing an American Indian dance during halftime of the Illinois vs. Pennsylvania football game in Philadelphia. Lester Leutwiler, a student interested in Indian lore, was chosen for the role. Leutwiler's performance, done in a homemade costume, was received so well that he was asked to continue his dance through the 1928 season.

Webber Borchers, the second

Chief Illiniwek, was the first to appear in authentic American Indian regalia. He initiated a campaign to raise money to replace his homemade outfit with an authentic one, but with the Depression on, he received just \$15 dollars. However, a Champaign merchant stepped in to fund the rest and Borchers was off.

He recalled: "In the summer of 1930, I went, at my own expense, to the Pine Ridge reservation in South Dakota. I hitchhiked out, called an Indian agent and explained my mission. He and an Indian trader called in an older Sioux woman. She and two younger women made the suit."

On Nov. 8, 1930, in New York's Yankee Stadium, Illinois faced Army in the seventh game of the season. It was there that Borchers made the first appearance of Chief Illiniwek in that outfit. Since then, five different authentic outfits have been used by Chief Illiniwek. The one used in performances now was purchased in 1983 from Sioux Chief Frank Fools Crow, and is topped by a headdress of turkey feathers.

Holding the role of Chief Illiniwek is senior John Madigan, a speech communications major from Philo, Illinois.

## Chief Illiniweks

Here are the names of the individuals who have portrayed Chief Illiniwek:

- |   |  |
|---|--|
| 1. Lester G. Leutwiler, Urbana<br>1926, 1927, 1928            | 18. Rick Legue, Champaign<br>1966, 1967                |
| 2. A. Webber Borchers, Decatur<br>1929, 1930                  | 19. Gary Simpson, Fairfield<br>1968, 1969              |
| 3. William A. Newton, Chicago<br>1931, 1932, 1933, 1934       | 20. John Bitzer, Shelbyville<br>1970, 1971, 1972, 1973 |
| 4. Edward C. Kalb, Springfield<br>1935, 1936, 1937, 1938      | 21. Mike Gonzalez, Jacksonville<br>1974, 1975, 1976    |
| 5. John Grable, Overland, Mo.<br>1939, 1940                   | 22. Matt Gawne, Oak Park<br>1977, 1978, 1979           |
| 6. Glen Holthaus, St. Louis, Mo.<br>1941, 1942                | 23. Pete Marzek, Berwyn<br>1980                        |
| 7. Idelle Stitch, Fairfax, Okla.<br>1943 (Princess Illiniwek) | 24. Scott Christensen, Bloomington<br>1981, 1982, 1983 |
| 8. Kenneth Hanks, Raymond,<br>1944                            | 25. William Forsyth, Springfield<br>1984, 1985         |
| 9. Robert Bitzer, Collinsville<br>1945, 1946                  | 26. Michael Rose, Tulsa, Okla.<br>1986, 1987           |
| 10. Robert Bischoff, St. Louis, Mo.<br>1947                   | 27. Tom Livingston, LaGrange<br>1988, 1989             |
| 11. James A. Down, East St. Louis<br>1948, 1949, 1950         | 28. Kurt Gruben, Rochelle<br>1990, 1991                |
| 12. William G. Hug, Park Ridge<br>1951, 1952                  | 29. Steve Raquel, Champaign<br>1992                    |
| 13. Gaylord Spotts, Jacksonville<br>1953, 1954, 1955          | 30. Jeff Beckham, Bourbonnais<br>1993                  |
| 14. Ronald S. Kaiser, Clayton, Mo.<br>1956                    | 31. John Creech, London, Ky.<br>1994, 1995             |
| 15. John W. Forsyth, Olney<br>1957, 1958, 1959                | 32. Scott Brakenridge, W. Springs, Ill.<br>1996, 1997  |
| 16. Ben Forsyth, Olney<br>1960, 1961, 1962, 1963              | 33. John Madigan, Philo, Ill.<br>1998, 1999            |
| 17. Fred Cash, Urbana<br>1964, 1965                           |  |

### Illinois Loyalty

We're loyal to you Illinois  
We're "Orange and Blue," Illinois  
We'll back you to stand  
'gainst the best in the land  
For we know you have sand,  
Illinois  
Rah! Rah!  
So crack out the ball Illinois  
We're backing you all Illinois  
Our team is the fame protector;  
On boys, for we expect a  
Victory from you Illinois  
Chehee, Cheha, Cheha-ha-ha  
Go Illini Go  
Illinois, Illinois, Illinois  
Fling out that dear old flag of  
Orange and Blue  
Lead on your sons and daughters,  
Fighting for you;  
Like men of old, on giants  
Placing reliance, shouting defiance  
Oskee-wow-wow!  
Amid the broad green plains  
That nourish our land,  
For honest labor and for learning we stand,

Lead on your sons and daughters,  
Fighting for you;  
Like men of old, on giants  
Placing reliance, shouting defiance  
Oskee-wow-wow!  
Amid the broad green plains  
That nourish our land,  
For honest labor and for learning we stand,  
And unto thee we pledge our heart and hand,  
Dear Alma Mater, Illinois

### Oskee-Wow-Wow

Old Princeton yells her tiger  
Wisconsin her varsity  
And they give the same old Rah!  
Rah! Rah!  
At each university  
But the yell that always thrills me,  
And fills my heart with joy,  
Is the good old Oskee-wow-wow,  
That they yell at Illinois  
Chorus  
Oskee-wow-wow, Illinois  
Our eyes are all on you  
Oskee-wow-wow, Illinois  
Wave your Orange and Blue, Rah! Rah!

When your team trots out before you  
Ev'ry man stand up and yell  
Back the team to gain a victory  
Oskee-wow-wow, Illinois

### March of the Illini

We are marching for dear old Illini  
For the men who are fighting for you  
Here's a cheer for our dear Alma Mater  
may our love for her ever be true  
While we're marching along life's pathways,  
May the Spirit of old Illinois  
Keep us marching and singing  
In true Illini spirit  
For our dear old Illinois

### Hail to the Orange

Hail to the Orange.  
Hail to the Blue.  
Hail Alma Mater,  
Ever so true.  
We love no other, So let our motto be  
Victory, Illinois, Varsity.

# Coaching Staff



# Lon Kruger



*The name Lon Kruger is synonymous with winning and doing it with integrity. The fourth-year Illini head coach has a great love and respect for the game, but above all he has a desire to see each player make the most of his opportunities both on and off the court. The success that has followed Kruger from high school to college and into the coaching profession is a direct result of his work ethic, and he teaches the value of a strong work ethic to his players. He is respected by others in the coaching fraternity and by people in all the communities where he has lived.*

## LON KRUGER THE COACH

In his 18th year as a head coach and his fourth at Illinois, Lon Kruger knows the taste of success. Everywhere he has coached, he has won. And in March of 1996 he brought his winning ways to the University of Illinois where he immediately found success. In 1996-97, Kruger guided the Illini to a 22-10 record, the second round of the NCAA Tournament and fourth place in the Big Ten after the team had recorded a ninth place finish the year before.

Moving on to year two at Illinois, Kruger solidified himself as one of the greats in collegiate coaching. In masterful fashion, he took a group of players that were picked to finish seventh in the Big Ten, and led them to the school's first Big Ten Championship since 1984. En route, the Illini downed three top 25 teams and logged their second-straight 20-win season with a 23-10 record. Kruger and the Illini closed out the year with a return trip to the Big Dance. Illinois advanced to the second round and forged a comeback against Maryland in the second round that fell just six points shy of advancing to the Sweet 16.

After the euphoria of a championship season in 1998 Kruger faced a squad with no returning starters and the seven seniors lost from the year before. He placed the Big Ten's youngest and most inexperienced team on the floor to face the rigors of a schedule ranked second toughest in the nation (Sagarin ratings). While the end result was a 14-18 record, it is a record that included five wins against ranked opponents and the growth of a team that fought through a losing record and came within one game of the NCAA Tournament. He taught his players

to never give up and as a result the last place Illini swept through the Big Ten Tournament downing three-straight ranked opponents before falling to No. 2 Michigan State in the title game.

Kruger was named the 14th basketball coach at the University of Illinois March 21, 1996, and in three seasons he's compiled a 59-38 record and a 27-23 slate in Big Ten games. Illinois is not the only place that this gifted coach has brought his winning ways. On a national scale, Kruger has led four Division I programs to 20-win seasons and is one of only a handful of active Division I head coaches who have taken three different teams to the NCAA Tournament.

He is a proven winner, which is evidenced in every program he has directed in the last 17 years. During his six-year stint at Florida, Kruger transformed the Gators from a team that was not a factor in the SEC race to a team that posted a school record 29 wins and went to postseason play four times.

The year before Kruger took over the program (1989-90), Florida finished 7-21 overall and 3-15 in the SEC. In six seasons at Florida, Kruger twice led the Gators to the NIT and twice to the NCAA Tournament. His crowning achievement came in 1994 when he directed the Gators to a school-record 29-8 mark and a NCAA Final Four appearance. Kruger earned Southeastern Conference Coach-of-the-Year honors in 1992 and 1994.

Early in his career he established himself as one of the nation's best young coaches in America. He began his head coaching journey in south Texas at Pan American, where

he guided a major turn around in the program. Before Kruger arrived, Pan Am had won only five games in 1992. After a first-season, seven-win year, Kruger's Broncs posted double-digit wins in three-straight seasons, including a 20-8 record in his final season, 1985-86.

Then his alma mater came calling. When Jack Hartman, longtime Kansas State head coach, retired there was only one man who could come in and take over the program and that was Lon Kruger. Returning to his home, Kruger carried success with him. In four years at K-State, Kruger led the Wildcats to a school-record, four-consecutive NCAA tournament appearances and an 81-46 record.

His 1988 Wildcat squad ranks as one of the school's all-time best teams. It compiled a 25-9 slate, tying the school record for wins in a season, while coming within one game of reaching the Final Four.

A 1975 graduate of Kansas State, Kruger began his coaching career as an assistant at Pittsburg State University in Pittsburg, Kan., in 1976-77. He returned to K-State as a graduate assistant coach for the 1977-78 campaign and was promoted to full-time status in 1978. Kruger continued in that role through the 1981-82 season before embarking on his head coaching career.

## LON KRUGER THE PLAYER

When Kruger returned to his alma mater in 1986 as the school's 17th basketball coach, the immediate success that followed was typical of that which took place when he played for the Wildcats. Kansas State was 61-22 with Kruger in uniform. Combining with

# Lon Kruger

## Kruger's Career Coaching Record

Overall Record/Conf. Finish Postseason Play

### Pan American University

1982-83	7-21 (.250)
1983-84	13-14 (.481)
1984-85	12-16 (.429)
1985-86	20-8 (.714)
4 Years	52-59 (.468)

### Kansas State University

1986-87	20-11 (.645)	4th	NCAA (1-1)
1987-88	25-9 (.735)	2nd	NCAA (3-1)
1988-89	19-11 (.633)	3rd	NCAA (0-1)
1989-90	17-15 (.531)	4th	NCAA (0-1)
4 Years	81-46 (.638)		

### University of Florida

1990-91	11-17 (.392)	6th	
1991-92	19-14 (.575)	2nd, East NIT (3-2)	
1992-93	16-12 (.571)	3rd, East NIT (0-1)	
1993-94	29-8 (.784)	T1st, East NCAA Final Four (4-1)	
1994-95	17-13 (.567)	3rd, East NCAA (0-1)	
1995-96	12-16 (.429)	5th, East	
6 Years	104-80 (.565)		

### University of Illinois

1996-97	22-10 (.688)	T4th	NCAA (1-1)
1997-98	23-10 (.697)	T1st	NCAA (1-1)
1998-99	14-18 (.438)	11th	
3 Years	59-38 (.608)		

17-Year Coaching Record: 296-223 (.570)



his coaching marks at the school, Kruger was part of 142 wins, against 67 losses while part of the KSU program.

As a player, Kruger led the Wildcats to back-to-back Big Eight Conference crowns in 1972 and 1973. After being touted as the Big Eight's Sophomore-of-the-Year in 1972, he was honored as the league's best player in 1973 and 1974. He finished his Wildcat career with 1,063 points, the 14th best total in K-State history. He also had the fourth-best career free throw percentage (.826) in school history. As a senior he averaged 17.6 points per game and currently stands 13th on the school's career scoring average list with a 13.3 points per game average. Kruger was selected to the all-time Big Eight Team (third team) and was named "Mr. Hustle" all-time in the Big Eight. An Academic All-American as a senior, he also earned All-Big

Eight academic honors three times. He was the first player to capture K-State's coveted Porky Morgan Most Inspirational Player Award three times.

Kruger received a B.S. in business from Kansas State in 1975 and a M.S. in physical education from Pittsburg State (Kan.) in 1977.

### LON KRUGER THE ALL-AROUND ATHLETE

Also a baseball letterwinner at KSU, Kruger enjoyed one season of post-college minor league baseball with the St. Louis Cardinals' organization in St. Petersburg, Fla. He was drafted out of high school by the Houston Astros and then played second base, third base and pitcher during his Wildcat career.

His best season was in 1971 when he posted a 4-3 record (3-1 in Big Eight games) and an earned run average of 3.33. He struck out 38 and walked 14 in 46 innings.

An all-around athlete, Kruger even got some football notice after graduating from Kansas State when the Dallas Cowboys invited him to their 1972 rookie camp as a quarterback. A prep standout at Silver Lake High School (located 40 miles east of Manhattan), Kruger lettered all four years in football, basketball and baseball. As a senior, he averaged 23 points per game in leading his team to the state basketball tournament, passed for 2,079 yards and scored 23 touchdowns in nine football games, and led the baseball team to the state tournament as a pitcher-infielder.



Even now, he can sometimes be found in a pick-up game on the court and an avid golfer, he cards around a four handicap.

## LON KRUGER IN THE COMMUNITY

The legacies left by some athletes and coaches are based only by what they accomplished in the sporting arena. Lon Kruger is defined by much more than what he has accomplished as a player and coach. He places the highest of priorities on his family and devotes time to a number of community service activities.

Since coming to Illinois, Kruger has involved himself in a number of activities that benefit the Urbana-Champaign area. He is actively involved with the Coaches vs. Cancer program, sponsored by the National Association of Basketball Coaches, and in 1999, he teamed with Illini head women's coach Theresa Greutz and together their Three-Point Attack program finished second in the nation with a dollar figure of over \$76,000.

Last year he served as a witness for U of I students who signed their drivers licenses to become organ donors, as part of an event sponsored by an Illinois fraternity during National Organ and Tissue Donation Week. Kruger has been a frequent public spokesman for various nonprofit organizations and in April, 1995, he was named the Gainesville area's Volunteer-of-the-Year. The Krugers were honored with consecutive Community Service Awards from the Gainesville (Fla.) Community Council on Alcohol & Drug Abuse for their efforts. From 1991-93, he and his wife Barbara served as co-chairpersons of Alachua County's Red Ribbon Campaign, a week-long program aimed at increasing awareness and promoting a drug-free environment for the community. Kruger carried that involvement to the Champaign-Urbana area, and he and Fighting Illini players serve as honorary chairpersons for the Champaign-Urbana Red Ribbon Campaign.

Kruger is married to the former Barbara Miles. They are the parents of a daughter, Angie, and a son, Kevin.

## RICHMONDS ENDOW COACH'S POSITION

The University of Illinois at Urbana-Champaign has been close in many respects to Jack Richmond all his life.

The Champaign resident, U of I graduate, retired businessman, and longtime benefactor has again strengthened his ties to his alma mater. A lifelong Fighting Illini fan, Jack and his wife, Marge, significantly increased their previous seven-figure commitment to the Division of Intercollegiate Athletics by endowing the salary of the men's basketball head coach position.

"The Richmond Family Endowed Men's Head Basketball Coach," is the latest on a long list of generous support from the Richmond family. Jack, whose ancestors helped settle Champaign County, recalled his parents Arthur Dean and Mildred Richmond, contributed to the U of I for the construction of Memorial Stadium. Seven-year-old Jack was on hand for the dedication of Memorial Stadium Oct. 17, 1924, and has been hooked on Fighting Illini sports ever since.

His own years at the U of I were greatly satisfying. He was a member of Phi Gamma Delta fraternity, and was active in sports. As a freshman gymnast, who earned his numerals with the U of I team, Jack broke his sternum following a dismount from the rings. No longer able to compete as a gymnast, he focused his attention on weight training. At that point, weights weren't popular and were nonexistent at the U of I.

"I always thought that weight training, if done properly, would help athletes. Nobody believed me," he said.

Still, he convinced Seward Staley, director of the U of I School of Physical Education, to purchase a set of Olympic weights. A small but dedicated weight lifting team was formed, and the sport spread. Today, the benefits of weight training are widely recognized and top-notch equipment is readily available across campus. Jack smiles and says, "I feel like I was 60 years ahead of my time."

Jack graduated in 1943 with a bachelor's degree in agriculture. After a tour in the Army, he put his degree to work at the U.S. Department of Agriculture's Soil Conservation Service as a county farm planner. Later, he joined Marchant Calculators as a salesman and had clients ranging from grain elevator operators to the U of I. He remained with Marchant, which was acquired by Smith Corona and became known as SCM Corp., until 1972. Then he was ready to embark on a new course — the stock market.

He had dabbled in the market since 1955, but by the early 1970s he had become active. He enjoyed success in this realm as well.



Jack and Marge Richmond

Jack stayed busy investing and active in organizations such as the Champaign Lions Club, in which he was president, Sons of American Revolution, the Society of the War of 1812, and three Masonic orders. By the mid-1970s, he was "looking at organizations to find a good place to put my money," he said. His solution was, "where people need it and where it will do the most good."

That place, he decided, was the U of I. A donor since 1965, his generosity to the University increased significantly over the years. Jack and his mother became members of the Presidents Council in 1976 and Marge became a member in 1990.

Thanks to seven-figure commitments from the estate of Mildred Richmond and from Jack and Marjorie Laird Richmond, the U of I constructed the Richmond Journalism Teaching Studio, adjacent to and affiliated with Campbell Hall for Public Telecommunication, the new WILL broadcast facility at UIUC. The Richmond Studio honors Jack, Marge, and the memory of Arthur Dean and Mildred Hummel Richmond.

Always interested in U of I athletics, Jack is an honorary member of the I Man's Association and has been a member and former president of the Illini Quarterback Club since 1955. He also joined the Rebounders Club shortly after former head coach Lou Henson founded it. Jack is also a life member of the Fighting Illini Scholarship Fund.

Now the Richmond name will also be forever associated with the athletics at the U of I through the endowment of the men's basketball head coach position. Jack said he hopes his gift ensures success for the Fighting Illini program for future generations through the Richmond Family Endowed Men's Head Basketball Coach.

For lifelong Illini fan and generous supporter Jack Richmond, it just doesn't get any better.

# Lon Kruger

## Quick Turnarounds

- At *Pan American*, (1983-86), Kruger inherited a team which had won five games the year prior to his arrival, and he took the Broncs from seven wins in his first year to a 20-8 record in his fourth season.
- In the four years before Kruger became the head coach at *Kansas State*, the Wildcats had a 49 percent winning percentage and were 16-14 in 1986, the year prior to Kruger taking over the program. In his first season, Kruger took Kansas State to the NCAA Tournament and led the Wildcats to a 20-11 record. In his second season, Kruger led the Wildcats to a 25-9 record and the NCAA Elite Eight. In four seasons under Kruger, K-State averaged 20.3 wins per year after averaging only 14 wins in the four years prior to his arrival.
- Kruger took over a *Florida* program that was 7-21 in 1990 and in only two seasons, he guided the Gators to a 19-14 record and the NIT Final Four (1992). Two years later, under Kruger's direction, Florida achieved the program's pinnacle with a trip to the Final Four capping a school record 29-8 season.
- After being recognized as one of the top 20 winningest programs in the 1980s, *Illinois* had averaged only 17.2 wins in the five seasons prior to Kruger taking the helm. In his first season, 1997, he turned around a team that was 7-11 in the Big Ten in 1996 and finished fourth in the league with an 11-7 record. The Illini's 22 wins in 1997 were the school's most since a school record 31-5 record in 1989. It was the team's first 20 win season since 1991. In only his second year as head coach of the Illini, Kruger guided Illinois to its first Big Ten Championship since 1984. Illinois finished the year 23-10 and advanced to the second round of the NCAA Tournament. Lon Kruger is the first Illini coach to post over 40 wins in his first two seasons at Illinois. He was 45-20 in his first two years at Illinois.



## The Kruger File

### COACHING EXPERIENCE

- 1997- University of Illinois, Head Coach
- 1991-96 University of Florida, Head Coach
- 1987-90 Kansas State University, Head Coach
- 1983-86 Pan American University, Head Coach
- 1979-82 Kansas State University, Assistant Coach
- 1978 Kansas State University, Graduate Assistant Coach
- 1977 Pittsburg State University, Assistant Coach

### COACHING HONORS

- One of 12 finalists for 1994 Naismith National Coach-of-the-Year Award
- SEC Coach-of-the-Year (AP & Coaches' choice) 1992 & 1994
- NABC District Coach-of-the-Year, 1988 & 1994
- 1997 State of Illinois Collegiate Coach of the Year
- Inducted into the state of Kansas Hall of Fame, 1999
- Selected to the NABC Silver Anniversary Team, 1999

### INTERNATIONAL EXPERIENCE

- Assistant Coach 1998 USA World Championship team (bronze medal)
- Head Coach '91 USA Junior World Championship Team (gold medal) and '95 USA World University Games Team (gold medal)
- Appointed by NCAA to serve on the USA Basketball Games Committee
- Served on USA Basketball Subcommittee which selected college developmental squad to scrimmage against USA Olympic Dream Team
- Head Coach 1987 Big Eight Select Team in Beijing, China
- Assistant Coach on 1983 U.S. Pan American Team (gold medal)
- Played on '73 U.S. Team (toured China)

### ADMINISTRATIVE

- Athletic Director at Pan American, 1982-85
- National Association of Basketball Coaches Board of Directors 1994-present

### EDUCATION

- Silver Lake (Kan.) High School, 1970
- Kansas State University, B.S. in business, 1975
- Pittsburg State University, M.S. in physical education, 1977

### PLAYING EXPERIENCE

- Silver Lake High School, lettered four years in basketball, baseball, football 1966-70
- Kansas State University, baseball (P-IF), 1971-74
- Kansas State University, basketball, 1971-74

### PLAYING HONORS

- Big Eight Player-of-the-Year, 1973 & 1974
- AP all-time Big Eight Team (third team and Mr. Hustle)
- Big Eight Sophomore-of-the-Year, 1972
- KSU Porky Morgan Most Inspirational Player, 1972, 1973 & 1974
- KSU Captain, 1973, 1974
- Member of Big Eight Championship Team, 1972 & 1973
- Member of NCAA Tournament Regional Finalist, 1972 & 1973
- Played in Aloha All-Star Classic, 1974
- Played in East-West All-Star Classic, 1974

### PROFESSIONAL SPORTS EXPERIENCE

- Drafted by Houston Astros, 1970
- Signed Free Agent Contract with St. Louis Cardinals, 1974
- Drafted by Atlanta Hawks, 1974
- Dallas Cowboy Rookie Camp Invitee, 1974
- European Professional League (Tel Aviv, Israel), 1974-75
- Detroit Pistons Training Camp, 1975

### ACADEMIC HONORS

- Academic All-American, 1974
- All-Big Eight Academic Honor Roll, 1973, 1973, 1974
- Kansas State Dean's Honor Roll, 1973, 1974, 1975

### PERSONAL

- Born August 19, 1952 at Topeka, Kan.
- Wife: Barbara Miles of Topeka, Kan.
- Children: Angie and Kevin



## What They Are Saying...

"It was a great experience coaching with Lon at the World Championships. He has a tremendous knowledge of the game and our chemistry was extremely good. Coming from the pro game I had a lot to learn about zone offense and defense, and Lon showed me the way. I've always respected him, but now I'll always be a fan and follow his teams."  
-Rudy Tomjanovich, Houston Rockets head coach

"He's certainly one of the brightest guys of his age in college coaching. I think that's universally accepted."  
-Billy Packer, CBS

"He was a great player himself so he knows what it takes to be successful. He's also great at helping you stay focused on the books. I had a great career on the court and got a degree at the same time. Coach Kruger has to get a lot of credit for that."  
-Mitch Richmond, 1988 Kansas State All-American and 1995 NBA All-Star Game MVP

Illinois' Lon Kruger is Big Ten Coach of the Decade.  
-Loren Tate (News-Gazette) March 1998

"He's (Lon Kruger) a team-oriented coach who cares a lot about his players on and off the court. When you have a coach like that who shows he's caring, you want to give your best for him."

-Craig Brown, 1994 UF Senior Captain

"Without a doubt, Lon is one of the best tacticians in the game. I love Lon. He does everything above board. He has a program Illinois fans can be proud of."

-Mike Krzyzewski, Duke head coach

"His teams are very fundamental. They play tremendous defense. They're well-coached. He's an unbelievable person. They're very up-tempo. ... Players play hard for him. They like him. He's probably one of the most honorable people in this profession. He's going to do it right. He's a tireless worker."

-Rob Evans, Arizona State head coach

"Lon Kruger, a tremendous hire. This is a great, great day for Illinois basketball. In some ways, I'm happy to see him go because he can coach his tail off. His teams are extremely difficult to play and beat. Lon took Florida from rock bottom to the Final Four."

-Eddie Fogler, South Carolina head coach

"Coach Kruger is the most important part of this (winning the Big Ten Championship), without a doubt. He prepares us so well, it's unbelievable. I can't explain it. He knows everything about the game of basketball and teaches us everything he knows. And the most important thing, he makes you believe in yourself as a player and a person."

-Kevin Turner, former Illini, first-team All-Big Ten 1998

"He's a great teacher, he loves the game and he loves to teach players how to play this game and how to do it with a love for the game. He brings in good talent, talent he can work with, and kids who are willing to learn and become better basketball players."

Andrew DeClercq, former Gator now with the NBA's Cleveland Cavaliers

"But quietly, the only way he knows, Kruger has shown his new audience what smart people already realize: he teaches the game as well as anyone, invariably making the most of what he is handed."

-Jay Mariotti (Chicago Sun Times) March 1997

"In essence, Kruger is what he seems: warm, genuine, friendly, conservative. . . He preaches continual improvement, constant assessment, awareness, intensity and preparation. He believes resolutely in accentuating the positive and bolstering confidence. And be assured that without Kruger as a coach, Illinois probably would not be preparing for an NCAA Tournament game: His impact has been that decisive."

-Bill Coats (St. Louis Post-Dispatch) March 1997

"Year in and year out, Lon Kruger is as good a coach as there is in the country. His teams are always well-prepared and never take a night off."

-New Mexico Head Coach Fran Fraschilla



Lon Kruger and Del Harris served as assistant coaches with Head Coach Rudy Tomjanovich at the 1998 World Championships.



# Lon Kruger

## KRUGER AS A PLAYER

Year	G	FGM-A/Pct.	FTM-A/Pct.	Reb/Avg.	TP/Avg.
1971-72	28	83-206/.403	111-146/.760	83/3.0	277/9.9
1972-73	25	111-220/.505	90-105/.857	47/1.9	312/12.5
1973-74	27	176-364/.468	112-140/.871	77/2.8	474/17.6
<b>TOTALS</b>	<b>80</b>	<b>370-790/.468</b>	<b>323-391/.826</b>	<b>207/2.6</b>	<b>1,063/13.3</b>

Lon Kruger is the only Kansas State cager to be named the Big Eight's Player of the Year twice, in 1973 and 1974 after being chosen as the league's sophomore of the year in 1972...He led the conference in field goal percentage in 1973 (.505) and was tops in free-throw percentage in 1973 (.857) and 1974 (.871)...His 1974 free-throw percentage ranked fifth in the NCAA stats for that season...Honorable Mention All-American in 1974...Scored in double-figures in 38 of 49 Big Eight games during his career and his 13.3 ppg career average ranks 15th in K-State annals...His career-high scoring game was 37 points against Colorado in 1973 at the Big Eight Holiday Tournament and that mark ranks 12th in Wildcat records...His career-high in rebounding was nine against Oklahoma in 1972 and his career-high for assists was 10 against Kansas in 1972...An ace from the free-throw line, he made 31 straight during a stretch in his junior season...Selected for the United State team that traveled to China in 1973...Second-Team Academic All-America in 1973 and 1974...Big Eight Scholarship Medallion winner in 1974...K-State's Most Inspirations Player three times and Kansas State's Ahern Man-of-the-Year in 1973.

**Kruger versus all opponents as a player:** Arizona (1-1), Arizona State (0-1), Bradley (0-1), Brigham Young (1-1), Colorado (7-0), Creighton (1-0), Eastern Kentucky (1-0), Iowa (2-0), Iowa State (8-1), Kansas (5-2), Kentucky (0-1), Louisville (0-1), Memphis State (0-1), Missouri (5-2), Nebraska (5-2), North Texas (1-0), N.E. Missouri State (1-0), Oklahoma (5-1), Oklahoma State (6-0), Pacific (1-0), South Dakota State (1-1), SMU (2-0), S.W. Louisiana (1-0), Texas (3-0), Tulsa (0-1), Utah (2-0), Washington (1-2), Wichita State (1-1)

## Kruger versus All Opponents as a Head Coach

TEAM	W	L	TEAM	W	L	TEAM	W	L	TEAM	W	L
Abilene Christian	.1	0	Georgia	.7	6	Missouri-St. Louis	.1	0	SW Texas State	.5	0
Air Force	.1	1	Georgia Southern	.1	0	Murray State	.1	0	Stanford	.0	1
Akron	.2	0	Georgetown	.1	0	Nebraska	.8	2	Stetson	.7	1
Alabama	.2	8	George Washington	.1	1	New Mexico	.0	1	Temple	.0	1
Alaska-Anchorage	.1	0	Grand Canyon	.1	0	Nicholls State	.0	1	Tennessee	.11	1
Arizona	.1	1	Hardin Simmons	.3	0	New Orleans	.1	7	Tenn.-Chattanooga	.0	1
Arkansas	.0	5	Hawaii	.1	0	North Carolina	.0	3	Tennessee-Martin	.1	0
Arkansas State	.1	0	Houston Baptist	.3	1	UNC-Charlotte	.1	1	Tennessee State	.1	0
Auburn	.5	2	Howard	.1	0	Northern Illinois	.2	0	Texas	.3	1
Augusta College	.1	0	Illinois-Chicago	.2	0	Northern Iowa	.2	2	Texas A&I	.2	0
Austin Peay	.2	0	Illinois State	.1	0	Northwestern	.4	1	Texas A&M	.1	3
Baylor	.2	0	Indiana	.4	2	Ohio State	.4	1	Texas-Arlington	.1	0
Boston College	.2	0	Iowa	.3	3	Oklahoma	.6	4	Texas Christian	.1	0
Bradley	.2	0	Iowa State	.8	1	Oklahoma State	.7	3	Texas-El Paso	.0	1
Brigham Young	.0	1	Jacksonville	.3	1	Oral Roberts	.0	1	Texas Lutheran	.4	0
California	.0	1	James Madison	.1	1	Oregon State	.0	1	Texas-Pan American	.2	0
Cal State-Northridge	.1	0	Kansas	.4	10	Pennsylvania	.1	0	Texas-San Antonio	.2	3
Central Florida	.1	0	Kansas State	.0	1	Penn State	.3	1	Texas Tech	.1	1
Charleston Southern	.2	0	Kentucky	.2	13	Pittsburgh	.1	0	Trinity	.4	0
Chicago State	.1	0	Lamar	.0	7	Purdue	.3	8	Tulsa	.1	0
Clemson	.2	0	LaSalle	.1	0	Richmond	.1	0	UCLA	.1	1
Colorado	.7	1	LSU	.2	7	St. Edwards	.1	0	UNLV	.0	1
Columbia	.1	0	Louisiana Tech	.1	3	St. Francis	.1	0	U.S. International	.2	0
Concordia Lutheran	.1	0	Louisville	.0	3	St. John's	.0	1	Utah	.0	1
Connecticut	.1	0	Maine	.1	0	Saint Louis	.1	1	Utah State	.2	0
Coppin State	.1	0	Marquette	.2	0	St. Mary's	.0	1	Valparaiso	.1	0
Creighton	.2	0	Maryland	.0	1	San Diego State	.1	0	Vanderbilt	.7	8
Delaware State	.1	0	Massachusetts	.0	1	Schreiner	.1	0	Villanova	.1	1
DePaul	.1	3	McNeese State	.0	1	South Alabama	.1	0	Virginia	.0	1
Duke	.0	1	Mercer	.0	1	South Carolina	.9	3	Virginia Tech	.1	1
Emporia State	.1	0	Miami	.1	0	South Dakota	.1	0	Wake Forest	.1	2
Eastern Illinois	.1	2	Michigan	.3	1	South Florida	.3	3	Washburn	.1	0
Eastern Washington	.1	0	Michigan State	.3	5	South Utah State	.2	0	W. Texas State	.3	2
Evansville	.1	0	Minnesota	.3	6	SE Louisiana	.2	0	Western Kentucky	.1	0
Florida A&M	.1	0	Mississippi	.8	1	Southern Cal	.1	0	Wichita State	.7	1
Florida International	.2	0	Mississippi State	.5	4	Southern Miss	.0	4	Wisconsin	.4	3
Florida State	.6	3	Missouri	.4	10	SW Louisiana	.2	4	Xavier	.0	1
Fresno State	.1	1	Missouri-Kansas City	3	0	SW Missouri State	.0	2			

## Did U Know?

- Lon Kruger is the only coach in history to lead Illinois to an undefeated record against Iowa, Michigan and Indiana in a single season. The Illini were 5-0 vs. those teams in 1998.
- Lon Kruger led Illinois to consecutive top 25 finishes in the Associated Press poll in 1997 and 1998.
- Lon Kruger coached teams have earned a berth in the NCAA Tournament eight times. He advanced Kansas State to the Elite Eight in 1988 and directed Florida to the Final Four in 1994. In his first two seasons at Illinois, he directed the Illini to the second round both years.
- Lon Kruger's current NBA players include Mitch Richmond (Kansas State) of the Washington Wizards and the MVP of the 1995 NBA All-Star game and Andrew DeClercq (Florida) of the Cleveland Cavaliers. Steve Henson, former player under Kruger and current assistant coach at Illinois, spent several years in the NBA most recently playing with the Detroit Pistons, and Kiwane Garris (Illinois) who was with the Denver Nuggets for part of the 1998 season. A number of former Kruger players are playing in basketball leagues overseas, including Illini Matt Heldman, Kevin Turner and Kiwane Garris.
- Lon Kruger is one of a handful of coaches who have guided three different teams to the NCAA Tournament.
- Lon Kruger has recorded 20 win seasons at each of the four schools where he has coached.
- Lon Kruger has coached 12 first-team all conference selections at Kansas State, Florida and Illinois.
- In the last three years, eight of Lon Kruger's seniors at Illinois received a bachelor's degree.



# Robert McCullum



## THE McCULLUM FILE

Graduated	Birmingham Southern, 1976		
1976-78	Head Coach, Council Junior High School, (Birmingham, Ala.)	1984	Assistant Coach, Samford University
1978-82	Assistant Coach, Ramsay High School, (Birmingham, Ala.)	1985-87	Assistant Coach, U. of South Alabama
		1988-89	Assistant Coach, Southern Illinois U.
		1990	Assistant Coach, Kansas State University
1983	Assistant Coach, University of South Alabama	1991-96	Assistant Coach, University of Florida
		1997-	Assistant Coach, University of Illinois

Robert McCullum, a veteran of both the collegiate and high school ranks, is in his 18th season as a Division I collegiate coach and his fourth at the University of Illinois. He joined the Illinois staff on April 5, 1996 after spending the previous six years as an assistant on Lon Kruger's staff at the University of Florida.

In three seasons at Illinois McCullum, who works with the Illini frontcourt players, has been instrumental in the team's overall success, including consecutive NCAA appearances in 1997 and 1998, the 1998 Big Ten Championship, and advancing to the championship game of the 1999 Big Ten Tournament. In his first year at Illinois, 1996-97, he helped transform Illini Chris

Gandy from a role player to a 32 game starter who averaged over 10 points a game and continued his playing career professional overseas.

During his tenure in Gainesville, McCullum played a prominent role in the rebuilding of the Florida basketball program as he helped lead the Gators to four consecutive postseason appearances, including a berth in the 1994 NCAA Tournament's Final Four and the 1995 NCAA Tournament. While at Florida, McCullum coached Cleveland Cavaliers forward Andrew DeClercq and first-team All-SEC forward Dametri Hill. McCullum was also an assistant coach at Kansas State University in Kruger's final season in Manhattan.

Prior to joining Kruger at Kansas State, McCullum spent two years as an assistant coach and recruiting coordinator at Southern Illinois University. Before moving to Carbondale, he spent four years at South Alabama in two different stints. He was an assistant coach under Cliff Ellis in 1983, then returned under Mike Hanks in 1985.

In between his two stints at South Alabama, he was an assistant coach at Samford for the 1983-84 season when that school posted the most wins in its history with a 22-8 record. McCullum spent six years in the high school ranks, coaching two years at Council Junior High School (1976-78) and Ramsay High School (1978-82) in his native Birmingham, Ala. He coached Birmingham's entries in the U.S. Youth Games from 1979-82 and his boys' team took the bronze medal in '79, while the girls claimed the gold in '80.

McCullum played two years of basketball at Seminole Junior College in Sanford, Fla., and was team captain one year. He transferred to Birmingham Southern and graduated from there in 1976. He later received a master's degree in secondary education from Alabama State in 1980.

McCullum and his wife, Cheryl, have a son, Darius, and a daughter, Richelle.



# Rob Judson

## THE JUDSON FILE


Graduated Illinois, 1980

1980 Assistant Coach  
Palatine (Ill.) High School

1981-83 Head Coach,  
Wauconda (Ill.) High School

1984-89 Head Coach,  
Glenbrook (Ill.) South High School

1990-91 Assistant Coach, Northern Illinois  
1992-96 Assistant Coach, Bradley University  
1997- Assistant Coach, University of Illinois



An Illini Academic All-American, Rob Judson returned to his alma mater when he joined Lon Kruger's staff in 1996. In three seasons at Illinois, Judson has helped continue the great tradition of Fighting Illini basketball that he was a part of as a player in the late 1970s.

A four-year letterwinner at Zion-Benton High School, Judson played for his father, Phil, who was one-half of the famed Judson twins who led tiny Hebron High to the 1952 Illinois High School state championship. Twenty-three years later, Rob was his team's MVP, an all-state selection and a top recruit by the University of Illinois and Lou Henson.


While playing for the Fighting Illini from 1976-80, Judson starred not only on the court but in the classroom. Illinois went 70-52 in his four years, a mark which included a third-place finish in the 1980 NIT. As an Illini, he set the Illinois career free-throw percentage record (.875), which still stands. Judson also earned four consecutive George Huff Academic awards, Academic All-Big Ten laurels (1979 & 1980) and CoSIDA Academic All-America honors (1979).

Judson's coaching career began at Palatine High School in 1980, then moved to Wauconda High School (1981-83) and Glenbrook South High School (1983-89) in suburban Chicago before joining Jim Molinari at Northern Illinois University. He followed Molinari to Bradley in 1991 (five years to the day), where he was the Bradley head coach's chief recruiter. A former Illinois Basketball Coaches Association District Coach-of-the-Year, Judson is a member of that organization's Hall of Fame.

Judson was the fourth member of his family to letter at Illinois. Besides his father, Phil, who lettered in 1955 and 1956, his uncles Paul and Howard left their mark on Fighting Illini basketball. Paul lettered from 1954-56,

earning first-team All-Big Ten honors as a junior and senior. He was Illinois' most valuable player in 1955. Howard lettered in 1944 and 1945 before enjoying a seven-year major league baseball career as a pitcher with the Chicago White Sox (1948-52) and Cincinnati Reds (1953-54).

Rob, 40, has degrees from both Illinois (B.A., liberal arts, 1980) and Roosevelt University (M.A., administration and supervision). He is married to the former Kim McCarty of Tuscola. The couple has three children: daughters Karin and Kristin, and son Matthew.



# Steve Henson



## THE HENSON FILE

Graduated Kansas State, 1990

### Professional Playing Experience:

1990-99 Milwaukee Bucks  
 1992 LaCrosse Catbirds (CBA)  
 1992-93 Atlanta Hawks  
 1993 Charlotte Hornets  
 1994-94 Rapid City Thrillers (CBA)  
 1994 Fargo Fever (CBA)

1994-95 Portland Trailblazers  
 1995-97 Virtus Rome (Europe)  
 1997-98 Grand Rapids Hoops (CBA)  
 1998-99 Detroit Pistons  
 1999 Scavolini Pesaro (Europe)

After a successful collegiate and professional basketball career, Steve Henson begins his coaching debut this season as the newest member to Lon Kruger's staff. This marks a reunion with Kruger, for whom Henson played under at Kansas State from 1987-90.

Henson serves many roles as an assistant, including on-the-floor coaching, scouting, administrative aspects related to recruiting, and organizing and coordinating the highly successful Fighting Illini summer basketball camps.

Henson, who hails from McPherson, Kansas, etched his name into the history books as one of Kansas State's all-time greatest athletes. He was a four-year starting guard who was the first player in KSU history to play in four NCAA tournaments. Henson averaged nearly 20 points per game his junior and senior seasons as he racked up All-Big Eight and honorable mention All-American honors. He was a deadly scorer from anywhere on the floor, making 44.7 percent of his threes and shooting 44.2 from the field. Above all he was automatic from the free-throw line, averaging 90 percent for his career. Henson was only the second player in school history (Kruger was the first) to win the program's most inspirational player award three times. He left Kansas State with 11 Big Eight records and 21 school records. Even more impressive was the fact that Henson spent the offseasons competing in the decathlon for the K-State track team.

After earning his kinesiology degree in May of 1990, Henson was drafted in the second round by the Milwaukee Bucks. He spent two seasons with the Bucks before moving on to the Atlanta Hawks and Charlotte Hornets.

He spent 1994 with CBA franchises in Rapid City and Fargo, before jumping back into the NBA with the Portland Trailblazers. Henson then spent two seasons in Europe, starring for Virtus Rome, before coming back to the U.S. to play for the Detroit Pistons. He finished his professional career with Scavolini Pesaro in Europe in the spring of 1999, prior to accepting the coaching position with the Illini.



Steve and his wife Cindy live in Champaign with their two sons Quinton and Pearson.

# Illinois Basketball Family



*(Left-Right): Karin Judson, Jeff Guin, Kim Judson, Rob Judson, Cindy and Pearson Henson, Steve Henson, Quinton Henson, Matt Judson, Kristin Judson, Lon Kruger, Barb Kruger, Angie Kruger, Cheryl McCullum, Kevin Kruger and Robert McCullum.*

## 2000 BASKETBALL CAMP DATES

The summer months are a great time to improve your basketball skills. The Lon Kruger basketball camps offer top competition, intensive drills and lectures that can greatly help you become a better basketball player. Following are the dates of the 2000 camps, which are held on the University of Illinois campus.

**June 9-10 - Parent-Child Camp**

**June 11-14 - Boys Basketball Camp**

**June 23-25 - Team Camp**

**June 26-29 - Boys Basketball Camp**

CALL (217) 333-3401 FOR MORE INFORMATION



# Support Staff



*Basketball Equipment Managers (L-R): Jesse Ratliff, Sam Trusner and Steve Bode.*

These three men have the all-encompassing job of keeping up with the Fighting Illini's equipment needs for both practice and competition. Sam Trusner, assistant equipment manager, heads up the team that manages the equipment for the Illini. Trusner is in his eighth year on the equipment staff at Illinois. Previously he was the head equipment manager at Millikin University in Decatur, Ill. Trusner graduated from Millikin in 1977 with a B.S. in physical education. He and his wife, Kathe, have two children Taleb and Terran. Jesse Ratliff is in his 13th year with the equipment staff. Ratliff and his wife, Barbara White, have three children. Steve Bode joined the staff in 1993 after working for the university's Division of Campus Recreation the previous five years. He is married to the former Nancy Edwards.




*Basketball Managers (L-R): Ed Storako, Eric Flores, Robbie Wostratzky, Jeremy Izzo, Kevin Ksiazek and Kyle Hayes.*



*Cindy Butkovich  
Secretary*



*Barbara Butler  
Director of  
Communications*



*Jeff Guin  
Administrative  
Assistant*



*Sue Johnson  
Assistant Marketing  
Director*



*Kelly Landry  
Associate Athletic  
Director*



*Tom Michael  
Academic Counselor*

# Strength & Conditioning

It takes more to become a championship-caliber team than just showing up for the first day of practice. Jim Zielinski, Illinois' strength and conditioning coach, is committed to seeing every individual on the team become stronger, faster and the best overall athlete he can be.

"I believe that strength training has a huge impact on the success of a basketball team," Zielinski says.

He is a firm believer in individualizing a work out regiment for each player, because every person has individual needs and goals in his strength program.

## STRENGTH AND CONDITIONING COACH

### Jim Zielinski

Veteran strength coach Jim Zielinski, who has spent the last four seasons as Director of

Strength and Conditioning at Oregon State, returned to his home state this year as the head strength coach for the University of Illinois.

A native of Rockford, Ill., Zielinski graduated from Northern Illinois in 1986 where he was a defensive back under Coach Bill Mallory. He helped lead his squad to a win in the California Bowl in 1983.

A 10-year veteran of the business, Zielinski joins the UI staff after stints at Oregon State (1995-99), Northern Illinois (1988-95) and Nebraska (1988). During his time at OSU, he was responsible for the strength program design, speed and strength development, and all test and evaluation for the varsity sports.

From 1988-95, Zielinski was the head strength and conditioning coordinator for the Northern Illinois Huskies 16-sport program. During his six and a half years at NIU, Zielinski implemented the program design and monitored the athlete's daily progress.

He began his career as an assistant strength coach at the University of Nebraska.


Zielinski and his wife Teresa, have three children James Edward, Alexandra Marie and Zachary.

"We sit down with each and every player and pick out specific goals. That could be his body weight, a goal we want him to bench press or a goal we want him to squat," Zielinski added.

Zielinski also uses a hands-on approach to strength and conditioning training. He and his staff work individually with each player to ensure that the student-athlete is doing the exercises correctly.

He also emphasizes the mental preparation of strength training

and how the mind prepares the players for the battle of the game. Another key in the strength program, especially down the stretch, is to prevent injuries. It is a long season with a lot of games and the teams which have put in the time in to become the best conditioned, rise above the rest down the stretch of the year.



# Sports Medicine

When it comes to sports medicine, the University of Illinois has the finest in medical personnel to keep the Fighting Illini basketball players healthy and on the court. The sports medicine staff's No. 1 goal is the prevention of injuries, but in the unfortunate event of an injury the staff works diligently to get the athlete back into playing condition as quickly as possible.

Rod Cardinal, one of the best in his field, has been a long-time member of the training staff at the University of Illinois. He is in his 27th year working with men's basketball after being appointed assistant athletic trainer at the University in July 1973. Besides his responsibilities in athletic training, Cardinal holds the important job of travel manager for the Illini, which covers everything from booking charter service to hotel rooms to planning menus for meals on the road.



*The Sports Medicine Staff: Dr. Stephen Soboroff, Rod Cardinal and Dr. Robert Gurtler.*

Prior to his appointment at Illinois, he served in a similar capacity at the U.S. Military Academy.

A native of Blaine, Minn., Cardinal graduated from Southwest State University (Minn.) in 1971 with a B.S. in health and physical education. He was a student trainer in high school, and in college for three years prior to his West Point position. He also played varsity basketball in college.

Cardinal earned a master's degree in 1977 from Illinois in physical education and sports medicine with an additional emphasis in educational administration. He received the Alumni Achievement Award from Southwest State University in 1995.

Cardinal, along with his wife, Mary have three grown children and reside in Tolono.

The sports medicine team would not be complete without the team

physicians, who tend to the medical needs of the student-athletes. Dr. Stephen Soboroff is the head team physician and Dr. Robert Gurtler is the team orthopedic surgeon.

Soboroff has served in this capacity for the University of Illinois since 1983. He directs the drug-education and drug-testing programs, and provides consultations to the athletic training staff. He received his M.D. from the UI College of Medicine in Chicago in 1969, and is certified by the American Board of Internal Medicine. Soboroff serves on the University of Illinois faculty in the School of Medicine and the Department of Kinesiology.

Gurtler has also been on the team's medical staff since 1983. He is responsible for treating orthopedic injuries to athletes in varsity sports. In addition to his duties with the U of I, Gurtler has a private practice at Carle Hospital, focusing primarily on sports-related injuries.



# Fighting Illini Players



# 1999-2000 Outlook

*1999 Big Ten Tournament Runner-Up ... A perfect 7-0 in Australia in May 1999 ... Returning all five starters and eight letterwinners ... Adding three McDonald's High School All-Americans.*

After a disappointing 14-18 season last year, there's plenty of reason for the Illini to be excited about the 1999-2000 season.

The Fighting Illini grabbed the attention of the nation in March when the 11th seeded team did the unthinkable...beat three straight ranked teams and advance to the Big Ten Tournament championship game. Although Illinois fell shy of the Cinderella trip to the NCAA Tournament with the loss to Michigan State in the finals, the team got a look at its future. Finally, after losing close game after close game in January and February, everything fell into place the first week of March. Now, riding on that wave of success, Illinois enters the 1999-2000 season with an air of confidence not seen throughout most of last season.

"Last year we had a very young club that gained valuable experience because the young players saw a lot of minutes on the floor," Illini head coach Lon Kruger said. "That, coupled with the opportunity to travel to Australia in the spring, has given this team a chance to really grow up.

"This group really handled last season very well. They came close in so many games and made progress throughout the season and then that hard work paid off in the Big Ten Tournament."

In May, Illinois players had the opportunity to travel to Australia for a seven game foreign tour. The team swept through the continent with a perfect 7-0 record and a new found scoring attack. The Illini averaged 96.4 points and six players averaged in double figures.

With all but two players returning from the 1999 season, the cupboard is looking well stocked for the upcoming year. In addition, Lon Kruger welcomes four newcomers that make up one of the nation's highest ranked recruiting classes and a high school All-American in Frank Williams, who sat out the 1999 season as a partial qualifier.

Joining the Illini squad are Marcus Griffin, the 1999 National Junior College Division II Player of the Year; Brian Cook, the 1999 Illinois Mr. Basketball and a McDonald's All-American; Sean Harrington, a finalist for Mr. Basketball in the state of Illinois who averaged 22.1 points as a senior and Jerrance Howard, a point guard who helped lead Peoria High School to a 23-4 record while dishing out 7.8 assists per game. Howard is currently a part-time student at Illinois and will join the team after he scores a qualifying mark on the A.C.T.

"This freshman class is loaded with potential, but potential is the operative word," Kruger said. "There are plenty of high school players who come to the college level with a lot of potential but what matters is doing the necessary things to be successful at the college level."

These players will join an Illini squad which returns 86 percent of the team's scoring and 82 percent of the rebounding. The Illini leaders in points, rebounds, assists, and steals all return for the 1999-2000 season.

"We have good balance inside and outside and we will have strong competition for playing time," Kruger said. "That is very healthy because it will make all the players push each other to become better.

"Our depth really allows and encourages us to push the ball up the floor offensively and play pressure defense. Our depth and level of athleticism will dictate what we are able to do."

## BACKCOURT

Leading the backcourt attack are a freshman and sophomore guard combo in Cory Bradford and Frank Williams. Williams got his first playing action in Australia where he averaged 14.4 ppg and 3.0 assists in seven games. Bradford was the team's leading scorer a year ago while playing the point and this year he can slide back to his natural two-guard position.

In addition to Bradford and Williams, Kruger has the services of all-stater Harrington, junior Nate Mast, and walk-on Joe Cross, a transfer from Florida International and the younger brother of Dan Cross who played for Kruger at Florida. Cross is eligible after the first semester.



*Cory Bradford and Cleotis Brown are the team's top returning scorers. Bradford led the Illini with 15.4 points per game and Brown averaged 9.2 points per game.*

# 1999-2000 Outlook

## FRONTCOURT

The Illini frontcourt has experience, depth and talent. Victor Chukwudebe, at 6-7, found his comfort zone while playing down low last year and started the final 14 games of the year at center. Never really counted on as a scorer, Chukwudebe proved he can play on both ends of the court last year. He just needs to shoot the ball more. In 97 games he has taken 10 or more shots only six times, all in 1998-99. In those six games he averaged 11.0 ppg and when he shot the ball well he also rebounded strong, averaging 8.7 rebounds in those games.

Two sophomores who saw considerable action as freshman are **Damir Krupalija**, a 12 game starter, and **Robert Archibald**, an eight game starter. Krupalija, who began the season as a red-shirt, was called into action in December and proved himself extremely valuable as the top rebounder on the team. He averaged 5.5 boards in 24 games. In three games against Indiana he averaged 12.7 rpg with a season high 16 against the Hoosiers in Bloomington to open the Big Ten schedule. Offensively he came into his

own at the end of the year improving his 2.4 ppg average to 8.7 ppg over the last seven games of the year, including a season-high 19 points against Indiana in the final regular season game.

Archibald averaged 14.3 minutes and 3.1 points as a freshman, but the best is yet to come from this 6-11 forward. In the time from March-May he hit the weight room hard and added about 10 pounds to his frame. The dividends paid off in Australia where he averaged 11.7 ppg in six outings and shot 57 percent from the floor and a team-high 82 percent from the line.

Illinois adds two tremendous talents in Cook and Griffin to the frontcourt. Cook, the 1999 Illinois Mr. Basketball and a McDonald's All-American, averaged 21.7 points, 10.1 rebounds and 3.2 blocks as a senior. Griffin, who signed with Illinois out of high school then attended junior college, was the 1999 National Junior College Division II Player of the Year.

"This group of players is the start of a good foundation at Illinois. We have consistency in our classes which is a change from the last couple of years where we lost seven seniors in 1998 and then only had one senior last year," Kruger said.

## SMALL FORWARD

The Illini have depth and size at the small forward position. Sergio McClain started 28 of 31 games and Lucas Johnson ended the season in the starting lineup and took opponents by surprise in the Big Ten Tournament by averaging 12.5 points in four games after going through the season as a 3.1 ppg scorer. McClain was the team's third highest scorer and he was second in the Big Ten in steals with 2.29 per game. He benefited greatly from the seven games in Australia where he really found what Kruger refers to as a, "comfort zone." He averaged 11.9 points and 3.5 rebounds and made big improvements at the free-throw line where he shot 77 percent, a big improvement from the 61 percent he shot during the season.

**Cleotis Brown** saw action in the starting lineup and was the team's second leading scorer last year. He is one of only two seniors on the squad.



College teammates Lon Kruger and Jim Molanari will face each other as head coaches for the third straight year when Illinois and Bradley meet on November 22, 1999 in Peoria, Ill.



# 1999-2000 Roster

## NUMERICAL

No	Player	Pos	Ht	Wt	Yr	Hometown/High School/JC
00	Victor Chukwudebe	F	6-7	230	Sr.	Springfield, Ill./Lanphier HS
5	Nate Mast	G	5-11	160	Jr.	Champaign, Ill./Central HS
12	Joe Cross	G	6-2	205	Jr.	Carbondale, Ill./Carbondale HS/Florida International
13	Cory Bradford	G	6-3	200	So.	Memphis, Tenn./Raleigh Egypt HS
21	Robert Archibald	F	6-11	228	So.	Ballwin, Mo./Lafayette HS
22	Lucas Johnson	F	6-8	217	So.	Des Plaines, Ill./Maine West HS
24	Sean Harrington	G	6-3	185	Fr.	Elgin, Ill./Elgin HS
25	Jerrance Howard	G	6-1	175	Fr.	Peoria, Ill./Peoria HS
30	Frank Williams	G	6-3	197	Fr.	Peoria, Ill./Manual HS
32	Cleotis Brown	F	6-5	220	Sr.	Pittsview, Ala./Russell County HS/Southern Union JC
33	Damir Krupalija	F	6-9	216	So.	Rockford, Ill./Boylan HS
34	Brian Cook	F	6-10	231	Fr.	Lincoln, Ill./Lincoln HS
40	Sergio McClain	F	6-4	222	Jr.	Peoria, Ill./Manual HS
52	Marcus Griffin	F	6-9	235	Jr.	Peoria, Ill./Manual HS/Lincoln College

## ALPHABETICAL

No	Player	Pos	Ht	Wt	Yr	Hometown/High School/JC
21	Robert Archibald	F	6-11	228	So.	Ballwin, Mo./Lafayette HS
13	Cory Bradford	G	6-3	200	So.	Memphis, Tenn./Raleigh Egypt HS
32	Cleotis Brown	F	6-5	220	Sr.	Pittsview, Ala./Russell County HS/Southern Union JC
00	Victor Chukwudebe	F	6-7	230	Sr.	Springfield, Ill./Lanphier HS
34	Brian Cook	F	6-10	231	Fr.	Lincoln, Ill./Lincoln HS
12	Joe Cross	G	6-2	205	Jr.	Carbondale, Ill./Carbondale HS/Florida International
52	Marcus Griffin	F	6-9	235	Jr.	Peoria, Ill./Manual HS/Lincoln College
24	Sean Harrington	G	6-3	185	Fr.	Elgin, Ill./Elgin HS
25	Jerrance Howard	G	6-1	175	Fr.	Peoria, Ill./Peoria HS
22	Lucas Johnson	F	6-8	217	So.	Des Plaines, Ill./Maine West HS
33	Damir Krupalija	F	6-9	216	So.	Rockford, Ill./Boylan HS
5	Nate Mast	G	5-11	160	Jr.	Champaign, Ill./Central HS
40	Sergio McClain	F	6-4	222	Jr.	Peoria, Ill./Manual HS
30	Frank Williams	G	6-3	197	Fr.	Peoria, Ill./Manual HS

Head Coach: Lon Kruger    Assistant Coaches: Robert McCullum, Rob Judson, Steve Henson  
Administrative Assistant: Jeff Guin

## PRONUNCIATION GUIDE

Victor CHUKWUDEBE    CHEW-KOO-DAY-BAY  
CLEOTIS Brown    CLEE-OH-TIS  
DAMIR KRUPALIJA    DA-MERE CREW-PAUL-YUH

# Radio/TV Roster



**00**  
**Victor Chukwudebe**  
 Forward  
 6-7 • 230 • Sr.  
 Springfield, Ill.  
 (Lanphier)



**5**  
**Nate Mast**  
 Guard  
 5-11 • 160 • Jr.  
 Champaign, Ill.  
 (Central)



**12**  
**Joe Cross**  
 Guard  
 6-2 • 205 • Jr.  
 Carbondale, Ill.  
 (Carbondale)




**13**  
**Cory Bradford**  
 Guard  
 6-3 • 200 • So.  
 Memphis, Tenn.  
 (Raleigh Egypt)



**21**  
**Robert Archibald**  
 Forward  
 6-11 • 228 • So.  
 Ballwin, Mo.  
 (Lafayette)



**22**  
**Lucas Johnson**  
 Forward  
 6-8 • 217 • So.  
 Des Plaines, Ill.  
 (Maine West)



**24**  
**Sean Harrington**  
 Guard  
 6-3 • 185 • Fr.  
 Elgin, Ill.  
 (Elgin)



**25**  
**Jerrance Howard**  
 Guard  
 6-1 • 175 • Fr.  
 Peoria, Ill.  
 (Peoria)



**30**  
**Frank Williams**  
 Guard  
 6-3 • 197 • Fr.  
 Peoria, Ill.  
 (Manual)



**32**  
**Cleotis Brown**  
 Forward  
 6-5 • 220 • Sr.  
 Pittsview, Ala.  
 (Russell County)



**33**  
**Damir Krupalija**  
 Forward  
 6-9 • 216 • So.  
 Rockford, Ill.  
 (Boylan)



**34**  
**Brian Cook**  
 Forward  
 6-10 • 231 • Fr.  
 Lincoln, Ill.  
 (Lincoln)



**40**  
**Sergio McClain**  
 Forward  
 6-4 • 222 • Jr.  
 Peoria, Ill.  
 (Manual)




**52**  
**Marcus Griffin**  
 Forward  
 6-9 • 235 • Jr.  
 Peoria, Ill.  
 (Manual)



**Head Coach**  
**Lon Kruger**  
 Kansas State '75  
 Fourth Year at Illinois  
 17th Season as a  
 collegiate head coach

# #21 Robert Archibald



**Forward**  
**Sophomore • 6-11 • 228**  
**Ballwin, Missouri**  
**Lafayette High School**

## AT ILLINOIS

1998-99 Freshman: Hit double figures against Georgetown (11/11) and George Washington (11/17)...Averaged 14.3 minutes a game and started eight games...He averaged 9.0 ppg and 5.3 rpg coming off the bench in the first three games. In the eight games he started, he averaged 1.9 points and 3.3 rebounds...After going scoreless in three of the first four Big Ten games, he had eight points against Michigan State (1/16), the most since he scored 11 against George Washington in the third game of the year...Played 18 minutes against Minnesota (2/3) with three points, three rebounds, two assists and a steal...Led the Illini with nine boards in 22 minutes against Wisconsin (2/6)...Scored three points and had five rebounds against Iowa (2/21)...Scored seven points and had six rebounds in the Big Ten Tournament semifinal game against Ohio State (3/6)...Averaged 2.5 points and 4.0 rebounds in four Big Ten Tournament games...Added 10 pounds to his frame in the off-season and it paid off in his play during the summer...In Australia he averaged 11.7 ppg and 4.7 rpg...In July he represented Great Britain in the World University Games where he led the team in scoring with 13.7 ppg. He scored in double figures in five of seven games with a tournament high 21 points against The Netherlands.

## HIGH SCHOOL

Robert moved from Scotland to the United States with his family prior to his senior year...Played one season at Lafayette High School...Averaged 10 points, 6.4 rebounds and two blocks in 32 games in 1998...Shot 57 percent from the floor and 69 percent from the free-throw line...MVP of the 1997 Nike European Camp for the top 65 European players...First team all-conference, first team all-district and honorable mention all-metro...Helped lead Lafayette to a 30-2 record and runner-up in the Class 3A state tournament...Played in the Missouri Hall of Fame all-state game...Played at Queen Anne High School in Dunfermline Scotland from 1993-97...Named the under-18 national player of the year in 1997 and started on the under-23 national team at age 17...Helped lead Queen Anne High School to the high school national championship in 1997...Played on the national club league championship team at under-18 and under-23 in 1997.


## PERSONAL

Born March 29, 1980...Robert is the son of Bobby and Heather Archibald and is a native of Paisley, Scotland...His younger sister Jemma is a senior at Lafayette High School where she is on the track team...Given the Principles Award for Sportsman of the year in 1997...He lists his biggest thrills in sports as winning nine championship titles in 1997 with his team in Scotland and playing in the Missouri Class 3A state championship game in 1998...Majoring in liberal arts and sciences.

## ARCHIBALD'S CAREER STATISTICS

Year	G-GS	MIN-Avg	FGM-A%	3PM-A%	FTM-A%	OR-DR — TOT/Avg	PF-DQ	A	TO	B	S	PTS/Avg
98-99	32- 8	457-14.3	32- 82/390	0- 0/000	31- 45/689	40- 60 — 100/3.1	85-1	26	59	10	16	95- 3.0





### ARCHIBALD'S CAREER HIGHS

Points	.....14 vs. Georgetown (11/11/98)
FG	.....6 vs. Georgetown (11/11/98)
FGA	.....9 vs. Georgetown (11/11/98)
FT	.....5 vs. George Washington (11/17/98)
FTA	.....6 vs. George Washington (11/17/98)
Rebounds	.....9 vs. Wisconsin (2/6/99)
Assists	.....3 vs. Ohio State (3/6/99)
Blocks	.....2 vs. Valparaiso (11/30/98)
Steals	.....2 vs. Michigan State (3/7/99)
Fouls	.....5 vs. George Washington (1/17/98)

# #13 Cory Bradford



**Guard**

**Sophomore • 6-3 • 200**

**Memphis, Tennessee**

**Raleigh Egypt High School**

Cory is one of the 25 preseason candidates for the Wooden Award All-American team. He is one of only four sophomores on the preseason list.

## AT ILLINOIS

**1998-99 Freshman:** Big Ten Freshman of the Year...Third-team All-Big Ten (coaches) ...Basketball News All-Freshman second team...Made a three pointer in every game, a first by an Illinois player...His 85 three pointers set the Illinois school record for three-pointers in a single season...His 205 attempts are second in Illinois single season records...All-time leading freshman scorer at Illinois with 494 points, passing Deon Thomas (452 in 1991)...Started off his Illini career with 20 points in the season opener against Wake Forest...Hit double figures in 28 of 32 games...His high scoring non-conference game was 26 points against Kansas ...Spent time at both the point and two-guard positions...The leading freshman scorer in the Big Ten...Recorded no turnovers in five games—Northwestern (1/9), Michigan State (1/16), Michigan (1/28), Wisconsin (2/6), and Minnesota (3/4)...Led Illinois to a near upset of 15th ranked Ohio State (1/30) with a season-high 29 points...Was 10-for-18 from the floor and 6-for-10 from three-point range against the Buckeyes...Led the Illini's upset of 11th ranked Wisconsin (2/6) with 26 points (15 came in the second half). He was 7-for-11

from three-point range against the Badgers and scored nine of the Illini's 10 points in the final 1:23...Hit the 20-point mark six times...In three straight home games, he scored over 20 points—29 vs. Ohio State (1/30), 26 vs. Wisconsin (2/6) and 23 against Purdue (2/13)...Averaged 18.8 points in the Big Ten Tournament and was named to the All-Tournament team...Shot 58.6 percent from three-point range in the tournament (6-for-7 vs. Minnesota, 4-for-5 vs. Indiana, 1-for-8 vs. Ohio State and 6-for-9 vs. Michigan State...His 17 three pointers in four Big Ten Tournament games were more than any team other than Illinois...Led Illinois with a 15.8 ppg average in six games in Australia...Represented the United States at the World University Games where he averaged 6.3 ppg and helped the U.S. win a gold medal.

## HIGH SCHOOL

Averaged 24 points, seven rebounds and six assists as a senior at Raleigh Egypt...Played for Jimmy Adams...An all-state, all-conference selection in basketball...Led Raleigh Egypt to the 1997 District 2A Championship...Played in a number of all-star games including the First Annual Memphis Nike All-Star game, and the Indiana Coca-Cola All-Star game...In 1996, he played at the summer Nike All-American camp and played in the Top 20 All-Star game at the Nike camp...Listed as the 72nd best high school prospect by Van Coleman

Scouting Services...Averaged 22 points and 7.6 rebounds as a junior...Chose Illinois over Ole Miss, Colorado, Memphis and Tennessee.

## PERSONAL

Born December 4, 1978...Son of James and Paulette Alexander...His favorite moment in sports, prior to Illinois winning the Big Ten championship, was seeing Evander Holyfield defeat Mike Tyson for the World Heavyweight Title...His favorite athlete is Penny Hardaway and he lists his grandfather as the most influential person in his athletic career...Enjoys listening to music and watching movies...Major is undecided in the College of Liberal Arts & Sciences.

## BRADFORD'S CAREER STATISTICS

Year	G-GS	MIN-Avg	FGM-A%	3PM-A%	FTM-A%	OR-DR — TOT/Avg	PF-DQ	A	TO	B	S	PTSAvg
98-99	32-32	11:27-35.2	174-450/387	85-205/415	61- 90/678	16- 68 — 84/2.6	61-1	62	78	1	25	494- 15.4






## BRADFORD'S CAREER HIGHS

Points	29 vs. Ohio State (1/30/99)
FG	10 vs. Kansas (12/19/98)
	10 vs. Ohio State (1/30/99)
FGA	22 vs. Kansas (12/19/98)
3P	7 vs. Wisconsin (2/6/99)
3PA	14 vs. Michigan State (2/11/99)
FT	6 vs. Wisconsin (1/20/99)
FTA	7 vs. Ohio State (1/30/99)
Rebounds	6 vs. Michigan State (1/16/99)
Assists	5 vs. Michigan (1/28/99)
	5 vs. Iowa (2/21/99)
Blocks	1 vs. Wake Forest (11/10/98)
Steals	3 vs. Tennessee-Martin (11/23/98)
Fouls	5 vs. George Washington (11/17/98)



# #32 Cleotis Brown



**Forward**  
**Senior • 6-5 • 220**  
**Pittsview, Alabama**  
**Russell County High School**  
**Southern Union J.C.**

## AT ILLINOIS

1998-99 Junior: Returned to the lineup for the Nov. 5 exhibition game only weeks after having surgery on Oct. 9 to repair a stress fracture in his left foot...Saw 38 minutes of action in his first regular-season game against Wake Forest (11/10) and averaged 26.3 minutes a game for the year...Led the team with 19 points against George Washington (11/17), 13 against Tennessee-Martin (11/23), 24 vs. UT-Pan American (11/28), 16 vs. Bradley (12/5), and 19 vs. Iowa (1/7)...Scored in double figures 15 times...After scoring 19 against Iowa he was held to 1-for-9 from the floor and three points against Northwestern (1/9)...After four straight single-digit scoring games (Northwestern-1/9, Purdue-1/13, Michigan State-1/16, Wisconsin-1/20), he hit double figures the next four games (Penn State-1/23, Michigan-1/28, Ohio State-1/30, Minnesota-2/3) before being held to six points against Wisconsin-2/6...Left the Indiana (2/24) game in the first minute of the second half with a sprained right ankle...Returned to the floor for the Big Ten tournament where he averaged 17 minutes a game, 5.3 points and 3.3 rebounds...His high scoring game in the tournament was 11 points in the semifinals against Ohio State...In Australia, Brown averaged 5.1 ppg and 2.0 rpg in seven games...Cleotis underwent surgery in July to repair a stress fracture in his right ankle and was back on the practice floor when school started in August.

## JUNIOR COLLEGE

Played the 1995-96 and 1997-98 seasons at Southern Union, but missed the 1996-97 season with a hip injury...Averaged 20 ppg as a sophomore in 1998...Named a junior college third-team All-American in 1998...Led Southern Union to sixth place in the nation in 1997-98 and played in the Coca-Cola Classic All-Star game...Led Southern Union to two state junior college championships.

## HIGH SCHOOL

Played two seasons (1993-94, 1994-95) for Russell County High School...Averaged 23 points, eight rebounds and four assists per game as a senior...Named all-state, all-conference and all-bi-city in 1994 and 1995.


## PERSONAL

Born January 19, 1978...Son of the late Cleotis Brown II and Katherine Brown...Has two sisters Shaquetta, and Mercedes...Lists basketball as his favorite hobby and Scottie Pippen as his favorite athlete...Cleotis lists his late father as the person who has most influenced his athletic career because, "from the moment I was born he had a basketball in my hands and said, 'My son is going to be a basketball player'..."Majoring in speech communications.

## BROWN'S CAREER STATISTICS

Year	G-GS	MIN-Avg	FGM-A/%	3PM-A/%	FTM-A/%	OR-DR — TOT/Avg	PF-DQ	A	TO	B	S	PTS/Avg
98-99	32-29	840-26.3	107-280/382	20- 64/313	61- 99/616	57- 95 — 152/4.8	56-0	44	76	13	52	295- 9.2






### BROWN'S CAREER HIGHS

Points	24 vs. UT-Pan American (11/28/98)
FG	10 vs. UT-Pan American (11/28/98)
FGA	17 vs. UT-Pan American (11/28/98)
3P	3 vs. George Washington (11/17/98) 3 vs. Iowa (2/21/99)
3PA	5 vs. Ohio State (1/30/99) 5 vs. Iowa (2/21/99)
FT	5 vs. Bradley (12/5/98) 5 vs. Iowa (1/7/99)
FTA	8, three times; last vs. Iowa (1/7/99)
Rebounds	9, four times; last vs. Purdue (1/13/99)
Assists	5 vs. Missouri (12/22/98)
Blocks	2 vs. Bradley (12/5/98) 2 vs. Iowa (2/21/99)
Steals	5 vs. Valparaiso (11/30/98)
Fouls	4 vs. Eastern Illinois (12/12/98)

# #00 Victor Chukwudebe



## Forward Senior • 6-7 • 230 Springfield, Illinois Lanphier High School

The most experienced player on the roster, Victor has played in more games than any of his current teammates, a total of 97.

### AT ILLINOIS

**1998-99 Junior:** Played in all 32 games and started 24...Averaged 21.0 minutes per game...Recorded his first career double-double with 13 points and 13 rebounds against Texas-Pan American (11/28)...Also recorded double-doubles against Indiana (2/24) with 13 points and 11 rebounds, and Minnesota (3/4) with 12 points and 10 boards...Had four double-figure rebounding games...Notched a career high scoring effort against Penn State (1/23) with 14 points...The following week against Michigan (1/30) he scored only four points but his last field goal was a valuable one—it was the basket that gave the Illini the 61-59 victory breaking a seven-games losing streak...Held scoreless twice (Northwestern 1/9, Wisconsin 2/6)...Was 6-for-13 from the floor against Northwestern (2/17) and scored 12 points to go along with his five rebounds, two assists, one block, and one steal...His 178 points last year are 26 more than he scored in his first two seasons combined (152)...Averaged 8.4 points in the Illini's last seven games, including 7.5 points and 4.8 rebounds in four Big Ten tournament games...Voted the Kenny Battle Most Inspirational Player by his teammates...Averaged 11.1 points and 6.0 rebounds in the Illini's seven-game Australia tour in May while shooting 65.5 percent from the field.

**1997-98 Sophomore:** Played a season-high 23 minutes against Penn State (Jan. 31), also saw 20 minutes of action against Wichita

State (Nov. 27) and Wisconsin (Feb. 7)...Led Illinois with a career-high 10 rebounds against Georgia Southern (Nov. 21)...In 12 minutes of action against Texas (Dec. 20), Victor had seven points and six rebounds...Played 14 minutes and had two rebounds, two steals, an assist and one block in the Illini's 76-64 win at Iowa (Jan. 8)...Had a season-high 10 points against Michigan (Jan. 25) to go along with five rebounds and two blocks...CBS Player of the Game vs. Michigan...Led the Illini in rebounding with nine boards in the 84-63 win against Michigan State (Feb. 12)...Averaged 2.4 points and 4.4 rebounds in Big Ten games, and 2.0 points and 3.3 rebounds in all games...He averaged 6.6 rpg over the last five games of the regular season.

**1996-97 Freshman:** Played in every game, averaging 10.6 minutes of action...Shot 46 percent from the floor (37-for-81)...Averaged 2.7 points and 2.2 rebounds...In Big Ten play, he averaged 1.8 ppg and 1.6 rpg...Averaged five points and two rebounds in two NCAA Tournament games (vs. Southern Cal, he was 2-of-3 from the line and had four points, one rebound and an assist in 12 minutes of action...vs. Tennessee-Chattanooga, he was 3-of-6 from the field for six points, had three rebounds and a steal in 19 minutes on the floor)...Scored a season-high 12 points against Chicago State on 6-of-9 shooting...Was a perfect 4-for-4 from the floor and scored eight points at Penn State, while also blocking a season-high three shots...Played 19 minutes against the Nittany Lions, a high in Big Ten games.

### HIGH SCHOOL

Earned all-state honors from the *Champaign News-Gazette* and *Chicago Sun-Times*...An Illinois Basketball Coaches Association All-Star selection...A first-team All-Central State Eight Conference pick...Started all four years at Lanphier...Averaged 16.1 points and 9.7 rebounds as a senior, shooting .623 (182-of-292) from the field and 7-of-22 (.318) from three-point range...Led Lanphier (25-4) with 56 blocked shots as a senior...Averaged 14.8 points and 9.5 rebounds for a 22-6 team as a junior...Rose to among the nation's top 75 recruits as listed by Bob Gibbons over the summer of 1995 after being the fourth-leading rebounder at the Adidas camp in New Jersey...Rated as one of the top 10 high school power forwards by *Basketball Weekly* following his senior season.


### PERSONAL

Born March 28, 1978...Pronounced "chookoo-DAY-bay", his name means "The Lord Keepeth"...Finished third in the discus at the Illinois Class AA State Track & Field Championships in 1996...Native-born Nigerian who came to the United States at age four with mother, Florence, to join his father, Victor, who currently teaches economics at Springfield College of Illinois...Was president of the Lanphier Senior Class in 1995-96...Also a member of the Chemistry Club and played trumpet in the band...Was a counselor for Lanphier's Peer Mediation Group, which worked to solve disputes between students...High School coach was Craig Patton...Majoring in sports management.

### CHUKWUDEBE'S CAREER STATISTICS

Year	G-GS	MIN-Avg	FGM-A%	3PM-A%	FTM-A%	OR-DR — TOT/Avg	PF-DQ	A	TO	B	S	PTS/Avg
96-97	32-0	338-10.6	37-81/457	0-0/000	12- 23/522	26- 43 — 69/2.2	59-0	5	12	14	12	86- 2.7
97-98	33-0	432-13.1	25-68/368	0-1/000	16- 23/696	45- 65 — 110/3.3	71-1	8	17	19	13	66- 2.0
98-99	32-24	673-21.0	78-175/446	0-1/000	22- 35/629	63- 95 — 158/4.9	90-2	16	28	20	22	178- 5.6
<b>Totals</b>	<b>97-24</b>	<b>1443-14.9</b>	<b>140-324/432</b>	<b>0-1/000</b>	<b>50- 81/627</b>	<b>134-203 — 337/3.5</b>	<b>220-3</b>	<b>29</b>	<b>57</b>	<b>53</b>	<b>47</b>	<b>330- 3.4</b>






### CHUKWUDEBE'S CAREER HIGHS

Points	.....14 vs. Penn State (1/23/99)
FG	.....6 seven times, last vs. Ohio St. (3/6/99)
FGA	.....13 vs. Northwestern (2/17/99)
	13 vs. Indiana (2/24/99)
3P	.....0
3PA	.....1 vs. Penn State (1/23/99)
FT	.....3 four times, last vs. Michigan St. (1/16/99)
FTA	.....5 vs. Saint Louis (11/20/98)
Rebounds	.....13 vs. UT-Pan American (11/28/98)
Assists	.....2 five times, last vs. Ohio St. (3/6/99)
Blocks	.....4 vs. Minnesota (3/4/99)
Steals	.....4 vs. Clemson (12/29/98)
Fouls	.....5, three times; last vs. Iowa (2/21/99)

# #25 Lucas Johnson



**Forward**  
**Sophomore • 6-8 • 217**  
**Des Plaines, Illinois**  
**Maine West High School**

## AT ILLINOIS

**1998-99 Freshman:** Did not see action in the season opener against Wake Forest, but played in every other game and averaged 19.9 minutes per game for the season...Started four regular season and three Big Ten Tournament games...Johnson ended the regular season shooting only 27 percent from the field (22-for-83) and 25 percent from three-point range (9-for-36), but he went on a tear in the Big Ten Tournament. In four tourney games, he scored in double figures three times and averaged 12.5 ppg. He shot 50 percent from the field (15-for-30) and 43 percent from three-point range (6-for-14). He led the team with 17 points against Indiana (3/5)...Played 25 minutes against Northwestern (1/9) and was the leading bench scorer with eight points...Got his first collegiate start against the Nittany Lions (1/23) and had two points, three rebounds, three assists, and five steals...Against Michigan, after Robbie Reid nailed a three-pointer with 56 seconds remaining to give the Wolverines a 58-56 lead, Johnson answered with a trey at the 40 second mark to give Illinois a 59-58 lead in the game that UI eventually won, 61-59...After a five-game stretch (Ohio State-1/30, Minnesota-2/3, Wisconsin-2/6, Michigan State-2/11, Purdue-2/13) where he was 1-for-14 from the floor and 0-for-6 from three-point range, he got back on the scoreboard with eight points against Northwestern (2/17)...Won

the Ralf Woods Memorial Award for leading the team in free throw shooting (76.7 percent)...In Australia, Johnson averaged 9.1 ppg and 3.6 rpg...Represented Illinois on the Big Ten traveling team in August... Averaged 3.7 ppg and 3.0 rpg in six games with the Big Ten team.

## HIGH SCHOOL

An all-state selection (IBCA, News Gazette, Chicago Sun-Times) after averaging 17 points, seven rebounds and four assists for Maine West...In the state quarterfinals against Fenwick, Johnson tallied eight points, five rebounds, and four assists despite getting a head injury that required 13 stitches...In the semifinal loss to Galesburg Johnson had seven points, eight rebounds, and two assists; in the consolation game he led the team with 19 points and six rebounds ...Averaged 11.3 points, 6.3 rebounds and 2.3 assists in the state tournament games...MVP of the Wheeling Hardwood Classic in 1996 and 1997...Led Maine West to a 28-5 record, the Wheeling Hardwood Holiday Classic title and fourth place in the Class AA state tournament...Had eight points, one rebound and two assists in the IBCA All-Star game in June.


## PERSONAL

Born May 3, 1980...The son of Ron and Leslie Johnson, and the younger brother of former Illini Brian Johnson, a member of the 1998 Big Ten championship team...Lucas was an honor roll student all four years of high school...He lists his greatest thrill in sports as helping Maine West place fourth in the state tournament in 1998...Enjoys playing golf in his spare time...He worked as a runner at the Chicago Board of Trade the summer following his senior year...Majoring in business.

## JOHNSON'S CAREER STATISTICS

Year	G-GS	MIN-Avg	FGM-A%	3PM-A%	FTM-A%	OR-DR — TOT/Avg	PF-DQ	A	TO	B	S	PTS/Avg
98-99	31-7	616-19.9	37-113/.327	15-50/.300	46-60/.767	39-57 — 96/3.1	67-2	45	58	4	12	135-4.4





### JOHNSON'S CAREER HIGHS

Points	.....17 vs. Indiana (3/5/99)
FG	.....5 vs. Indiana (3/5/99)
FGA	.....9 vs. Purdue (1/13/99)
3FG	.....3 vs. Indiana (3/5/99)
FT	.....5 vs. Minnesota (3/4/99)
Rebounds	.....7 vs. Texas-Pan American (11/28/98) 7 vs. Northwestern (2/17/99)
Assists	.....4 vs. Indiana (3/5/99)
Blocks	.....1 four times, last vs. Northwestern (2/17/99)
Steals	.....5 vs. Penn State (1/23/99)
Fouls	.....5 vs. Missouri (12/22/98), Indiana (2/24/99)



# #33 Damir Krupalija



**Forward**  
**Sophomore • 6-9 • 216**  
**Rockford, Illinois**  
**Boylan High School**

## AT ILLINOIS

1998-99 Freshman: After originally planning to redshirt, Krupalija played in his first Illini game on Dec. 5 against Bradley. He scored two points and had two rebounds and a seal in 10 minutes of action against the Braves...Aggressive on the boards, he averaged 10.0 rpg in consecutive games against Kansas, Missouri, Clemson and Indiana... He grabbed 11 rebounds in the win against Clemson, and a season-high 16 against Indiana (1/3)...Got his first collegiate start against Iowa (1/7)...Got back on the boards with nine rebounds against Michigan State (1/16), after having a total of four in the three previous games...Logged his first of three double figure scoring games with 10 points at Minnesota (2/3). He also had six rebounds, one assist and two steals against the Gophers...Following that game, he was back in the starting lineup and started the remaining 10 games of the year...Led Illinois with 18 points against Iowa (2/21). Against the Hawkeyes he was 7-for-9 from the floor, 2-for-2 from three-point range, 2-for-2 from the line, had nine rebounds, two assists, two steals and a block...Scored a season-high 19 points in the final regular-season game against Indiana (2/24). Logged his first career double-double collecting 12 rebounds against the Hoosiers...Grabbed 10 boards in the Big Ten Tournament quarterfinal game against Indiana (3/5) giving him double figures on the boards in all three games against Indiana this year (average of

12.7 rpg)...Averaged 4.5 points and 5.0 rebounds in four Big Ten Tournament games ...Led the Illini with 8.6 rpg in seven contests down under in Australia; also averaged 10.9 ppg...His 67.4 percentage (31-of-46) from the field led the team on the Australian tour.

## HIGH SCHOOL

An all-state selection in 1998 by the News-Gazette, Chicago Tribune and Associated Press...Averaged 19 points, 12 rebounds and 4.5 assists per game in 1998...Played for Steve Goers at Rockford Boylan and led the Titans to conference championships in 1996-98...Led Rockford Boylan to a 31-4 record and fourth place finish at the state tournament in 1997...Led the Titans to the super-sectionals in 1996 and 1998...Led all players in the IBCA all-star game with 11 rebounds, also had four points, four assists and two steals in helping lead the North team to a 111-79 victory over the South all-stars...Averaged 17 points, and 10 rebounds as a junior...In the 1997 state tournament Damir averaged 11.3 points and six rebounds...Posted a double-double with 21 points and 14 rebounds in Boylan's 60-55 semi-final loss to Aurora West in 1997.

## PERSONAL


Born June 13, 1979...Damir was born in Sarajevo, Yugoslavia, which is now Bosnia and Herzegovina...Fled his war-torn country in 1992 and lived in the Czech Republic for three years before coming to the United States in 1995...His parents joined him in 1995...Son of Sead and Zora Krupalija... Has a younger sister Jasna, who is a freshman at Illinois...He was an honor roll student and a member of the National Honor Society...Damir enjoys watching television and movies and playing tennis...His favorite athlete is Tony Kukoc because, "He is a big man playing the guard position"...He lists his grandfather as the person who has most influenced his athletic career because, "he got me started running track and field when I was younger"...Majoring in business.

## KRUPALIJA'S CAREER STATISTICS

Year	G-GS	MIN-Avg	FGM-A%	3PM-A%	FTM-A%	OR-DR — TOT/Avg	PF-DQ	A	TO	B	S	PTS-Avg
98-99	24-12	45-18.8	35- 73/479	6- 18/333	34- 53/642	51- 81 — 132/5.5	54-2	25	40	13	15	110- 4.6








### KRUPALIJA'S CAREER HIGHS

Points	19 vs. Indiana (2/24/99)
FG	7 vs. Iowa (2/21/99)
FGA	9 vs. Iowa (2/21/99)
	9 vs. Indiana (2/24/99)
3P	2 vs. Iowa (2/21/99)
3PA	3 vs. Indiana (3/5/99)
FT	7 vs. Indiana (2/24/99)
FTA	8 vs. Indiana (1/3/99) and (2/24/99)
Rebounds	16 vs. Indiana (1/3/98)
Assists	4 vs. Clemson (12/29/98)
Blocks	3 vs. Ohio State (1/30/99)
Steals	2 three times, last vs. Iowa (2/21/99)
Fouls	5 vs. Northwestern (1/17/99)
	5 vs. Ohio State (3/6/99)

# #5 Nate Mast



**Guard**  
**Junior • 5-11 • 160**  
**Champaign, Illinois**  
**Central High School**

## AT ILLINOIS

1998-99 Sophomore: Nate walked on to the Illinois program and played in one game in 1997-98. He was awarded a scholarship for the spring 1999 semester...Played in every game except Georgetown (11/11)...Hit two threes and two free throws against UT-Pan American (11/28) and scored a career-high eight points...Got his first collegiate start against Michigan State (1/16) for the injured Sergio McClain...Had five points, two rebounds, five assists and three turnovers against the Spartans...Had seven points, three rebounds, three assists, and three steals against Penn State (1/23)...In a five game stretch (Purdue, Michigan State, Wisconsin, Penn State, Michigan), he averaged 24.8 minutes, 5.6 points and 3.2 assists after going scoreless the previous nine games...After the Michigan (1/28) game, he played an average of 4.7 minutes in the next seven games before playing 20 minutes against Indiana (2/24)...Played in all four Big Ten tournament games, averaging 2.8 points and 1.8 assists...Scored a tournament high seven points against Minnesota (3/4)...Nate played in all seven Australian games and averaged 2.9 points and 2.9 rebounds.

## HIGH SCHOOL

A three-year letterwinner in basketball and a two-year letterwinner in baseball and golf for Central High School...Named all-conference and all-area in basketball in 1997 and all-conference in baseball in 1997...Nate hit a 50-foot game winning shot against cross-town rival Champaign Centennial on Jan. 10, 1997...Averaged 16 points per game as a senior.


## PERSONAL

Born December 25, 1978...The son of Eric and Carolyn Mast...Has an older brother, Ben...A native of Champaign, Nate is proud to be part of the Fighting Illini basketball team because he grew up watching the Fighting Illini play...His favorite athlete and person who has most influenced his athletic career is Pistol Pete Maravich because, "He had all the qualities and characteristics I wish to have as a person and a ball player, such as heart, determination, and a love for the game"...Nate was a four-year honor roll student at Central, and was a member of the National Honor Society and the French Honor Society...Won the American Legion Leadership Award...Majoring in architecture.

## MAST'S CAREER STATISTICS

Year	G-GS	MIN-Avg	FGM-A%	3PM-A%	FTM-A%	OR-DR — TOT/Avg	PF-DQ	A	TO	B	S	PTS-Avg
97-98	1-0	2-2.0	0- 0/0.00	0- 0/0.00	0- 0/0.00	0-0 — 0/0.0	0-0	0	1	0	0	0- 0.0
98-99	31-4	308-9.9	20-44/455	11-27/407	14-21/667	2-15 — 17/0.5	29-0	36	30	0	14	65- 2.1
Totals	32-4	310-9.7	20-44/455	11-27/407	14-21/667	2-15 — 17/0.46	29-0	36	31	0	14	65- 2.0






### MAST'S CAREER HIGHS

Points	8	vs. UT-Pan American (11/28/98)
FG	2	seven times, last vs. Michigan St. (2/11/99)
FGA	5	vs. Indiana (2/24/99)
3P	2	vs. UT-Pan Am (11/28/98)
	2	vs. Michigan (1/28/99)
3PA	3	three times; last vs. Penn State (1/23/99)
FT	2	four times, last vs. Indiana (2/24/99)
FTA	5	vs. Minnesota (3/4/99)
Rebounds	3	vs. Penn State (1/23/99)
Assists	5	vs. Purdue (1/13/99)
	5	vs. Michigan State (1/16/99)
Blocks	0	
Steals	3	vs. UT-Pan Am (11/28/98)
	3	vs. Penn State (1/23/99)
Fouls	4	vs. Purdue (1/13/99)
	4	vs. Minnesota (3/4/99)

# #40 Sergio McClain



**Forward**  
**Junior • 6-4 • 222**  
**Peoria, Illinois**  
**Manual High School**

## AT ILLINOIS

**1998-99 Sophomore:** Scored in double figures 13 times...Shot 60 percent from the floor (12-for-20) in the first two games of the season before an 0-for-11 effort against George Washington (11/17)...Rebounded from the GW showing to score a career-high 24 points against Saint Louis (11/20) where he was 8-for-12 from the floor and 8-for-9 from the line...Led an unsuccessful Illini comeback against Missouri, going 4-of-5 from three-point range for the game including three treys in the final 6:30 of the game...Missed the Michigan State (1/16) game with a sprained ankle that he suffered in the Purdue game (1/13)...Came off the bench against Wisconsin (1/20), Penn State (1/23) and Michigan (1/28)...Averaged 5.3 ppg, 2.0 rpg as a reserve...Returned to the starting lineup against Ohio State (1/30) and had nine points and seven rebounds...In four of the last seven regular-season games he scored in double figures (Minnesota, Wisconsin, Northwestern, Iowa)...Averaged 7.0 ppg and 3.0 rpg in four Big Ten Tournament games...Had an outstanding showing in Australia, averaging 11.9 ppg and 3.5 rpg...Led the team with 3.0 assists per game and shot 60 percent from the floor (30-of-50) and 77 percent from the line (23-of-30)...McClain had arthroscopic surgery on his right knee in July.

**1997-98 Freshman:** Illinois' leading returning scorer, he averaged 3.5 points and 3.1

rebounds...Played in all 33 games and was in the starting lineup against Maine (Dec. 8) ...Third on the team in steals with 40...Fourth on the team in assists with 54...Dished out a season-high 5 assists in a 74-69 loss at UCLA (Dec. 30)...Blocked 2 shots and grabbed 4 steals in a 74-72 win against Indiana (Jan. 3)...Vs. Iowa (Jan. 8) he scored 14 points, grabbed 5 rebounds, blocked a shot and dished out 3 assists in a 76-64 victory...Also scored in double figures with 10 points in a losing effort against Purdue (Jan. 13)...In the Big Ten Tournament he had 3 points, 4 rebounds, 5 assists, and 2 steals in the win against Wisconsin; he had 6 points, 4 rebounds, 2 assists and 2 steals in the loss to Purdue...In the NCAA Tournament, Sergio recorded 2 points, 3 assists and 3 steals in Illinois' 64-51 first-round win over South Alabama...He played 12 minutes and scored 3 points and had 3 rebounds in a 67-61 second-round loss to Maryland...Was the only Illinois non-senior to score in the NCAA Tournament games in 1998.

## HIGH SCHOOL

Played for his father Wayne McClain on one of the most heralded high school teams in the nation in 1997...Led Peoria Manual to four-consecutive state titles, a mark that stands alone in the high school state record book...A three time all-state selection... Four-time all-conference selection... Conference Player of the Year in

1997...Illinois Mr. Basketball in 1997...Averaged 18.5 points, 5.8 rebounds, and 3.3 assists in 1996-97...Led Manual in scoring in 15 games as a senior...Averaged 17.3 points in the high school state tournament with a high of 22 points against Aurora West in the championship game...Four-year letterwinner in basketball and track...Played in the Magic Johnson All-Star game and was the MVP of the IBCA All-Star game.


## PERSONAL

Born November 2, 1978...Son of Wayne and Robin McClain...Honor roll student... Member of the National Honor Society in 1997...Graduated in the top 10 percent of his class...His father Wayne played college basketball at Bradley...Majoring in liberal arts and sciences.

## McCLAIN'S CAREER STATISTICS

Year	G-GS	MIN-Avg	FGM-A/%	3PM-A/%	FTM-A/%	OR-DR — TOT/Avg	PF-DQ	A	TO	B	S	PTS-Avg
97-98	33-1	543-16.5	42-124/.339	4-24/.167	28- 64/.438	36- 67 — 103/3.1	84-2	54	52	9	40	116- 3.5
98-99	31-28	921-29.7	98-261/.375	6-29/.207	65-107/.607	39- 67 — 106/3.4	77-3	81	111	3	71	267- 8.6
<b>Totals</b>	<b>62-29</b>	<b>1464-23.6</b>	<b>140-385/.364</b>	<b>10-53/.189</b>	<b>93-171/.869</b>	<b>75-134 — 209/3.4</b>	<b>161-5</b>	<b>135</b>	<b>163</b>	<b>12</b>	<b>111</b>	<b>383- 6.2</b>






### McCLAIN'S CAREER HIGHS

Points	.....24 vs. Saint Louis (11/20/98)
FG	.....8 vs. Wake Forest (11/10/98), 8 vs. Saint Louis (11/20/98)
FGA	.....13, three times; last vs. Indiana (3/5/99)
3P	.....4 vs. Missouri (12/22/98)
3PA	.....5 vs. Ga. Southern (11/21/97) 5 vs. Missouri (12/22/98)
FT	.....8 vs. Saint Louis (11/20/98)
FTA	.....9 vs. Saint Louis (11/20/99)
Rebounds	.....7 three times, last vs. Northwestern (2/17/99)
Assists	.....6 vs. Minnesota (3/4/99)
Blocks	.....2 vs. Indiana (1/3/98)
Steals	.....6 vs. Clemson (12/29/98) 6 vs. Northwestern (1/9/99)
Fouls	.....5, five times; last vs. Minnesota

# Newcomers



## #34 BRIAN COOK

Fr. • Forward • 6-10 • 231

Lincoln, Illinois • Lincoln High School

Cook is the third consecutive Illinois Mr. Basketball to sign with the Fighting Illini, following the lead of Sergio McClain (1997) and Frank Williams (1998).

### HIGH SCHOOL

A McDonald's All-America selection, he played 21 minutes in the all-star game and had 14 points, 10 rebounds, three blocks, two assists and one steal...As a senior he averaged 21.7 points, 10.1 rebounds, 3.2 blocks, two steals and 1.8 assists in leading Lincoln to its first Elite Eight berth in 19 years...In the Railsplitters' 59-43 loss to Warren High School in the Elite Eight, Cook led the team with 19 points, eight rebounds and

six blocked shots...He was a 74 percent free-throw shooter and made 52 percent of his shots from the field, including 30 percent from three-point range...He led the team in scoring 21 times and scored a season-high 34 points against Southeast (Springfield) on Feb. 19...He had 18 double-figure rebounding games with a high of 15 on two occasions...Other honors include: first team all-state by the News-Gazette, Chicago Tribune, Illinois Basketball Coaches Association, Decatur Herald & Review 1999 Area Player of the Year and Parade All-American...He played in the Illinois Basketball Coaches Association all-star game and the Wendy's All-Star Classic as well as the all-star tournament between Illinois, Indiana, Michigan and Ohio.

### PERSONAL

Born December 4, 1980 ... The son of Joyce Cook and Norman Cook, who played basketball for Kansas and then the Boston Celtics (1979-80) ... Has two younger sisters, Kristina and Natasha ... His uncle, Joe Cook, lettered in basketball for Duke in 1988 and 1990 ... Away from the basketball court, he enjoys fishing and playing Playstation ... The most influential person in his athletic career is his mother, Joyce, "because she has done so much for me all through the years and I want to be able to give her back something someday."



## #12 JOE CROSS

Jr. • Guard • 6-2 • 205

Carbondale, Ill. • Carbondale High School  
Florida International

Joe transferred to Illinois from Florida International and is a walk-on for the Illini...He joined the team after the fall semester in 1998 and will be eligible following the 1999 fall semester.

### AT FIU

As a sophomore in 1997-98 he came off the bench in 22 games and averaged 3.6 ppg and 1.3 rpg...He scored a career-high 22 points and added five rebounds against Mercer (1/10)...His freshman year (1996-97) he was named to the conference All-Tournament team after averaging 14.0 ppg and 6.0 rpg in the tournament...He recorded 10 double figure scoring games including a double-double against Georgia State with

18 points and 11 rebounds...Averaged 7.6 ppg and 3.0 rpg in 28 contests...He is a career 78 percent free throw shooter.

### HIGH SCHOOL

Carbondale Community's Athlete of the Year in 1996 after averaging 25 points and 10 rebounds per game as a senior...Sank 90 three-point field goals in 1996...Selected Mr. Basketball in Southern Illinois and the Player of the year by The Southern Illinoian ...Helped lead Carbondale to a runner-up state finish and regional championship in 1995-96...Honor roll student all four years.

### PERSONAL

Born January 6, 1978...Son of Daniel and Lillian Cross...Older brother Dan played for Lon Kruger at the University of Florida and was a member of the Gators' 1994 Final Four team...Joe's favorite athlete is his brother, Dan, because of all his accomplishments—Final Four, playing in the NBA, CBA and now overseas, being a good husband, father and brother and, "He is continuing to be strong in his faith in God and in his desire to play basketball." ... The group most influential in Joe's athletic career is his family because, "We never give up and we know that with God all things are possible."

### CROSS' CAREER STATISTICS

Year	G-GS	MIN-Avg	FGM-A%	3PM-A%	FTM-A%	OR-DR — TOT/Avg	PF-DQ	A	TO	B	S	PTS-Avg
96-97	28-2	417-14.9	71-166/428	41- 111/369	31-40/775	38-46 — 84/3.0	34-0	14	13	2	18	214- 7.6
97-98	22-0	172- 7.8	29- 81/358	17- 63/270	5- 6/833	14- 15 — 29/1.3	17-0	6	8	0	6	80- 3.6
Totals	50-2	589-11.8	100-247/405	58- 174/333	36-46/783	52- 61 — 113/2.3	51-0	20	31	2	24	294- 5.9



# Newcomers



## #52 MARCUS GRIFFIN

Jr. • Forward • 6-9 • 235

Peoria, Illinois • Manual High School  
Lincoln College

### AT LINCOLN COLLEGE

1997-99: Dick Vitale's Junior College Player of the Year (1998-99 preseason)...Averaged 20.8 ppg and 9.6 rpg as a sophomore at Lincoln College in 1998-99...Shot 64 percent from the field in 1998-99...Averaged 23.0 ppg and 13.0 rpg as a freshman at Lincoln in 1997-98...1998 & 1999 all-conference player...1998 & 1999 Region 24 Division II all-region, all-region tournament and regional Player of the Year...1998 & 1999 NJCAA Division II All-American...1999 National Junior College Division II Player of the Year.

### HIGH SCHOOL

Helped lead Peoria Manual to four consecutive state high school championships along with teammate Sergio McClain...Averaged 14.8 points and 8.4 rebounds in 32 games as a senior while helping Manual record a 31-1 mark...Averaged 7.3 points and 5.0 rebounds in the 1997 state tournament games...Led Manual in rebounding 18 times with a high of 18 against Dolton-Thornridge on Jan. 11, 1998...Led the team in scoring seven times with a high of 36 points in a 77-40 win against Charleston (Mo.) on Dec. 7, 1996.

### PERSONAL

Born September 3, 1978...Son of Ollie Walls and Herbert Griffin...Has two younger brothers and an older brother and sister...Away from the basketball court he enjoys playing video games...His favorite athlete is a popular choice, Michael Jordan.



## #24 SEAN HARRINGTON

Fr. • Guard • 6-3 • 185

Elgin, Illinois • Elgin High School

### HIGH SCHOOL


As a senior, Harrington led Elgin High School where he played for his father head coach Jim Harrington, to a 20-10 record and the sectional finals...In his final high school game, Harrington poured in 29 points to lead the team in a 71-55 loss to Schaumburg in the sectional finals...In regional semifinal action, he went 13-for-15 from the line and score a team-high 22 points in a 52-39 victory over Larkin...The following game, his 24 points helped lead Elgin to a fifth-straight regional title with a 65-33 win over Hersey...Harrington finished his career as Elgin

High School's all-time leading scorer with 2,119 points...He holds 62 school records including most career points, career three-point goals (264), three-pointers made in a season (86 in 1998), career free throws made (627), and career free throw percentage (.840)...He averaged 24.0 points, 6.1 assists and 4.1 rebounds as a senior after averaging 22.1 points, 4.4 rebounds and 6.3 assists as a junior...He averaged 17.5 points as a sophomore in 1997 and 8.3 as a freshman in 1996...He hit the 20-point mark 52 times in his career, including 20 times in 1998-99...He scored a career-high 42 points against Larkin as a sophomore (2/25/97), and almost matched that total his senior year with a season-high of 41 against Maine West on 11/24/98.

### PERSONAL

Born on November 20, 1980...Son of Jim and Carole Harrington...A four-year letterwinner in basketball and a two-year letterwinner in golf...In addition to his excellent play on the court, Harrington was a straight-A student and a member of the National Honor Society at Elgin High School...Enjoys playing golf and video games in his free time...The person who most influenced his athletic career is his father, Jim, who coached Sean in high school.





## #25 JERRANCE HOWARD

Fr. • Guard • 6-1 • 175

Peoria, Illinois • Peoria High School

### PERSONAL

Born May 28, 1980...Son of Al and Mary Hopson...Has six brothers and sisters...Chosen as Homecoming King as a senior...A member of student council and the junior leadership program...Peoria's junior class president and a Senior Ambassador...One of many Michael Jordan fans on the Illini team, Jerrance likes the former NBA all-star because of his hard work and love for the game...Played one year in high school with Indiana University's A.J. Guyton...Spent some of the 1999 summer working out with Guyton in Bloomington.

### HIGH SCHOOL

Averaged 10.0 points, 7.8 assists and 4.0 rebounds as a senior at Peoria High School...A four-year basketball letterman ...Helped lead Peoria to a 23-4 record...Shot 47.5 percent from the field (85-of-179), and 31 percent from three-point range (9-of-29)...A 70 percent free throw shooter (37-of-53)...Second team all-state selection (Illinois Basketball Coaches Association, News-Gazette)...Third team all-state selection (Associated Press)...First team all-conference...Chosen for the Peoria Area Top 5 list...Played for Coach Chuck Buescher ...Verbally committed to Illinois as a junior, signed with the Illini in the fall signing period.



## #30 FRANK WILLIAMS

Fr. • Guard • 6-3 • 197

Peoria, Illinois • Manual High School

McDonald's All-American and scored five points and had two assists in helping the East team defeat the West team 128-112...Played in the Magic Johnson Roundball Classic...Nicknamed "Nitty" by high school coach Wayne McClain ...He teamed with current Illini Sergio McClain on the 1995, 1996 and 1997 state champion teams...Hit a career-high 11 three pointers against Farragut...Named the most outstanding player of the Pontiac Holiday Tournament after scoring 33 points in Manual's 88-67 victory over Joliet in the championship game...Consensus all-state selection...Hit the game-winning three-pointer in Manual's 52-51 upset victory over Milwaukee Vincent, the nation's ninth ranked team, at the Rockford Showdown in January...Scored 40 points against Farragut, 42 vs. East St. Louis and 38 vs. Proviso West in a one-week span...High School coach Wayne

McClain said, "Nobody in America had to do more for his team than Frank. I've never put so much on one player."

### PERSONAL

The son of Frank and Mary Williams...Frank Jr. has four brothers and sisters, Marlena, Earnest, Maurice and Aaron...Away from the basketball court, Frank enjoys playing tennis and spending time with friends...His favorite athlete is Michael Jordan because, "he brings so much excitement to the game"...Major is undecided in the College of Liberal Arts & Sciences.

### AT ILLINOIS

1998-99: Frank was a partial qualifier and was able to practice with the team, but was unable to participate in games ... This year will serve as a red-shirt season ... Frank got his first playing time as an Illini on the May 1999 trip to Australia ... Down Under, Williams averaged 14.4 ppg, second on the team, and 3.7 rebounds ... He led the team in scoring in two games, each with a team-high 24 points.

### HIGH SCHOOL

Frank was named Mr. Basketball for the state of Illinois in 1998 after averaging 24 points, eight rebounds and six assists per game...He was a





# Game-by-Game Stats

## Robert Archibald

### 1998-99

DATE	OPPONENT	GS	MIN	FG-A	3P-A	FT-A	REB	PF	A	TO	BLK	ST	PTS
11-10	vs. Wake Forest		14	1-3	0-0	0-0	1-3-4	4	1	1	1	0	2
11-11	vs. Georgetown		20	6-9	0-0	2-3	3-2-5	3	0	1	1	1	14
11-17	Geo. Washington		22	3-6	0-0	5-6	3-4-7	5	2	4	1	1	11
11-20	Saint Louis	*	26	1-2	0-0	2-2	1-3-4	3	1	0	1	0	4
11-23	Tenn.-Martin	*	22	2-5	0-0	0-0	2-1-3	2	0	4	0	0	4
11-28	@ Texas-Pan Amer.	*	20	2-3	0-0	2-4	2-2-4	2	2	2	0	1	6
11-30	Valparaiso	*	19	0-1	0-0	0-2	0-5-5	3	1	1	2	0	0
12-5	vs. Bradley	*	20	0-3	0-0	1-2	2-1-3	3	0	4	0	0	1
12-12	Eastern Illinois	*	13	0-1	0-0	0-0	1-1-2	1	0	2	0	0	0
12-19	vs. Kansas		10	1-2	0-0	0-0	0-1-1	2	0	2	0	1	2
12-22	vs. Missouri	*	15	0-3	0-0	0-0	2-0-2	4	0	3	0	0	0
12-29	vs. Clemson		7	1-2	0-0	0-0	1-0-1	4	0	2	0	1	2
1-3	@ Indiana	*	9	0-1	0-0	0-2	2-1-3	2	0	0	0	0	0
1-7	@ Iowa		6	0-0	0-0	0-0	0-0-0	3	0	2	0	1	0
1-9	Northwestern		9	1-1	0-0	2-2	1-1-2	3	0	2	0	0	4
1-13	@ Purdue		8	0-3	0-0	0-0	3-0-3	0	1	4	0	0	0
1-16	Michigan State		13	3-6	0-0	2-2	2-2-4	4	0	2	1	1	8
1-20	@ Wisconsin		22	1-5	0-0	1-1	2-3-5	4	1	1	0	0	3
1-23	Penn State		10	2-4	0-0	0-0	1-2-3	1	1	1	1	0	4
1-28	@ Michigan		5	0-0	0-0	0-0	0-1-1	0	0	1	0	1	0
1-30	Ohio State		10	1-2	0-0	0-1	0-1-1	4	1	0	0	0	2
2-3	@ Minnesota		18	0-2	0-0	3-4	2-1-3	4	2	2	0	1	3
2-6	Wisconsin		22	2-4	0-0	0-0	3-6-9	2	1	0	0	0	4
2-11	@ Michigan State		21	0-4	0-0	4-4	1-2-3	3	2	1	0	1	4
2-13	Purdue		15	0-0	0-0	0-0	0-0-0	3	0	2	1	1	0
2-17	@ Northwestern		4	0-0	0-0	2-2	0-0-0	2	1	1	0	0	2
2-21	Iowa		12	1-2	0-0	1-1	1-4-5	2	1	3	1	0	3
2-24	Indiana		6	1-1	0-0	0-0	0-1-1	2	1	1	0	0	2
3-4	vs. Minnesota		8	0-0	0-0	0-0	0-0-0	4	1	2	0	1	0
3-5	vs. Indiana		13	1-2	0-0	1-3	4-3-7	2	1	2	0	1	3
3-6	vs. Ohio State		25	2-4	0-0	3-4	0-6-6	3	3	2	0	1	7
3-7	vs. Michigan State		13	0-1	0-0	0-0	0-3-3	1	2	4	0	2	0

## Cory Bradford

### 1998-99

DATE	OPPONENT	GS	MIN	FG-A	3P-A	FT-A	REB	PF	A	TO	BLK	ST	PTS
11-10	vs. Wake Forest	*	44	8-18	1-4	3-4	1-4-5	3	4	8	1	2	20
11-11	vs. Georgetown	*	38	6-8	4-5	3-4	1-4-5	2	2	1	0	1	19
11-17	Geo. Washington	*	23	2-9	1-2	0-2	1-0-1	5	1	3	0	0	5
11-20	Saint Louis	*	36	3-13	2-6	4-6	1-3-4	3	3	2	0	1	12
11-23	Tenn.-Martin	*	29	4-11	3-4	0-0	0-4-4	1	0	2	0	3	11
11-28	@ Texas-Pan Amer.	*	26	1-5	1-4	1-2	0-2-2	3	2	3	0	1	4
11-30	Valparaiso	*	38	2-14	1-6	5-6	0-0-0	1	2	1	0	0	10
12-5	vs. Bradley	*	39	4-9	1-4	2-3	1-2-3	1	1	8	0	1	11
12-12	Eastern Illinois	*	39	7-10	3-4	2-2	0-0-0	0	2	2	0	2	19
12-19	vs. Kansas	*	38	10-22	6-7	0-0	3-2-5	2	3	3	0	1	26
12-22	vs. Missouri	*	37	7-16	3-7	0-0	0-2-2	1	3	2	0	2	17
12-29	vs. Clemson	*	31	5-12	3-8	3-4	0-1-1	2	2	1	0	1	16
1-3	@ Indiana	*	35	6-17	2-8	0-1	0-0-0	1	2	3	0	0	14
1-7	@ Iowa	*	24	2-8	1-6	0-0	0-1-1	3	3	4	0	0	5
1-9	Northwestern	*	39	8-18	1-8	5-5	1-4-5	2	0	0	0	0	22
1-13	@ Purdue	*	35	6-13	3-6	0-0	0-1-1	2	2	3	0	2	15
1-16	Michigan State	*	37	3-16	1-6	2-4	2-4-6	0	1	0	0	0	9
1-20	@ Wisconsin	*	38	5-14	2-5	6-6	0-5-5	2	2	1	0	0	18
1-23	Penn State	*	35	5-9	2-3	0-1	1-1-2	4	3	4	0	1	12
1-28	@ Michigan	*	38	5-12	1-4	1-2	0-2-2	1	5	0	0	0	12
1-30	Ohio State	*	39	10-18	6-10	3-7	1-3-4	3	1	2	0	1	29
2-3	@ Minnesota	*	32	5-15	1-5	3-3	0-1-1	1	1	2	0	1	14
2-6	Wisconsin	*	37	9-20	7-11	1-1	0-3-3	1	0	0	0	0	26
2-11	@ Michigan State	*	35	4-17	4-14	1-2	0-2-2	0	0	3	0	0	13
2-13	Purdue	*	38	9-18	4-8	1-4	0-5-5	3	2	5	0	1	23
2-17	@ Northwestern	*	39	6-17	2-4	3-4	0-2-2	0	4	1	0	1	17
2-21	Iowa	*	38	4-17	1-10	1-2	0-0-0	3	5	4	0	1	10
2-24	Indiana	*	37	3-16	1-7	3-4	2-2-4	4	0	2	0	0	10
3-4	vs. Minnesota	*	37	8-16	6-7	0-1	0-3-3	2	2	0	0	1	22
3-5	vs. Indiana	*	24	5-10	4-5	1-2	0-3-3	3	0	3	0	0	15
3-6	vs. Ohio State	*	37	5-15	1-8	6-6	0-0-0	2	4	2	0	1	17
3-7	vs. Michigan State	*	36	7-17	6-9	1-2	1-2-3	0	0	3	0	0	21

## Cleotis Brown

### 1998-99

DATE	OPPONENT	GS	MIN	FG-A	3P-A	FT-A	REB	PF	A	TO	BLK	ST	PTS
11-10	vs. Wake Forest	*	38	6-13	0-1	2-3	3-4-7	3	2	3	0	2	14
11-11	vs. Georgetown	*	24	0-6	0-1	0-0	1-5-6	0	2	3	0	2	0
11-17	Geo. Washington	*	33	7-12	3-3	2-2	4-5-9	3	1	3	1	0	19
11-20	Saint Louis	*	25	0-3	0-0	2-2	2-1-3	1	1	2	0	0	2
11-23	Tenn.-Martin	*	19	6-12	0-0	1-2	0-6-6	2	1	1	0	2	13
11-28	@ Texas-Pan Amer.	*	35	10-17	1-2	3-8	2-6-8	1	3	3	1	4	24
11-30	Valparaiso	*	35	2-5	0-0	3-6	2-2-4	3	1	5	0	5	7
12-5	vs. Bradley	*	36	5-12	1-2	5-8	2-3-5	3	1	2	2	3	16
12-12	Eastern Illinois	*	30	5-12	0-1	5-6	3-5-8	4	4	1	1	1	15
12-19	vs. Kansas	*	35	4-13	0-2	4-5	2-7-9	2	3	3	0	2	12
12-22	vs. Missouri	*	34	4-12	2-4	1-1	1-4-5	2	5	3	0	1	11
12-29	vs. Clemson	*	15	2-5	1-1	2-2	2-4-6	1	1	1	0	0	7
1-3	@ Indiana	*	12	1-4	1-1	2-2	1-1-2	3	1	3	0	0	5
1-7	@ Iowa	*	31	6-15	2-4	5-8	5-4-9	1	1	5	1	3	19
1-9	Northwestern	*	25	1-9	1-3	0-0	1-2-3	0	0	1	1	1	3
1-13	@ Purdue	*	24	2-8	0-2	3-4	4-5-9	1	2	3	0	2	7
1-16	Michigan State	*	25	2-6	0-2	3-4	1-2-3	3	0	2	0	1	7
1-20	@ Wisconsin	*	26	2-8	0-1	4-7	4-3-7	1	1	2	0	2	8
1-23	Penn State	*	26	6-12	0-1	0-0	1-3-4	3	1	3	1	1	12
1-28	@ Michigan	*	29	6-12	1-4	0-4	1-0-1	3	1	5	1	3	13
1-30	Ohio State	*	32	5-12	2-5	3-7	1-3-4	3	1	1	0	1	15
2-3	@ Minnesota	*	33	5-10	0-2	2-3	0-2-2	2	3	2	1	4	12
2-6	Wisconsin	*	36	2-10	1-4	1-2	1-4-5	3	4	3	0	4	6
2-11	@ Michigan State	*	22	2-5	0-2	0-0	1-0-1	0	1	5	0	1	4
2-13	Purdue	*	24	3-10	0-2	1-3	5-0-5	1	0	1	0	0	7
2-17	@ Northwestern	*	21	1-6	0-1	0-0	2-0-2	0	0	1	0	0	2
2-21	Iowa	*	33	3-8	3-5	3-4	1-1-2	1	0	0	2	0	12
2-24	Indiana	*	15	1-3	0-2	0-0	1-3-4	1	0	2	0	2	2
3-4	vs. Minnesota	*	10	0-4	0-0	0-0	0-0-0	0	0	2	0	1	0
3-5	vs. Indiana		15	3-6	0-1	2-4	2-2-4	0	0	2	0	1	8
3-6	vs. Ohio State		20	4-5	1-2	2-2	0-7-7	2	1	2	1	2	11
3-7	vs. Michigan State		23	1-5	0-3	0-0	1-1-2	3	2	1	0	1	2



Cleotis Brown



# Game-by-Game Stats

## Victor Chukwudebe

### 1998-99

DATE	OPPONENT	GS	MIN	FG-A	3P-A	FTA	REB	PF	A	TO	BLK	ST	PTS
11-10	vs. Wake Forest	18	3-4	0-0	2-2	0-2-2	3	1	1	0	0	0	8
11-11	vs. Georgetown	21	2-5	0-0	0-0	2-0-2	4	0	2	0	1	4	4
11-17	Geo. Washington	21	1-3	0-0	0-0	0-3-3	2	1	1	0	0	2	2
11-20	Saint Louis	16	3-6	0-0	3-5	2-4-6	3	0	1	2	0	9	9
11-23	Tenn.-Martin	21	3-7	0-0	2-2	2-4-6	1	2	1	0	0	8	8
11-28	@ Texas-Pan Amer.	26	6-10	0-0	1-2	7-6-13	0	0	1	2	1	13	13
11-30	Valparaiso	18	0-0	0-0	1-2	1-5-6	3	1	2	0	1	1	1
12-5	vs. Bradley	18	2-6	0-0	0-0	4-6-10	4	0	0	1	0	4	4
12-12	Eastern Illinois	21	1-5	0-0	0-2	3-6-9	2	1	1	1	1	2	2
12-19	vs. Kansas	12	2-3	0-0	2-2	4-4-8	3	0	1	1	1	6	6
12-22	vs. Missouri	10	1-2	0-0	0-0	0-1-1	3	0	0	0	0	2	2
12-29	vs. Clemson	20	2-2	0-0	0-0	2-0-2	2	0	0	0	4	4	4
1-3	@ Indiana	10	1-2	0-0	0-0	0-2-2	3	0	0	0	0	2	2
1-7	@ Iowa	15	1-2	0-0	0-0	1-0-1	1	0	0	0	0	2	2
1-9	Northwestern	24	0-3	0-0	0-0	1-6-7	4	0	0	2	1	0	0
1-13	@ Purdue	27	2-5	0-0	0-0	2-3-5	4	0	1	0	2	4	4
1-16	Michigan State	25	3-6	0-0	3-4	0-2-2	3	0	3	0	1	9	9
1-20	@ Wisconsin	18	1-2	0-0	0-0	1-2-3	2	0	0	0	0	2	2
1-23	Penn State	31	6-12	0-0	0-0	1-1-2	1	0	1	0	1	4	4
1-28	@ Michigan	10	1-2	0-0	0-0	1-0-1	0	0	1	0	0	2	2
1-30	Ohio State	28	2-9	0-0	0-0	2-6-8	4	2	1	0	1	4	4
2-3	@ Minnesota	20	2-6	0-0	1-1	2-0-2	2	0	0	0	1	5	5
2-6	Wisconsin	27	0-0	0-0	0-0	1-1-2	2	1	1	2	0	0	0
2-11	@ Michigan State	22	2-4	0-0	0-0	2-1-3	5	0	0	0	1	4	4
2-13	Purdue	21	2-4	0-0	2-2	4-4-8	4	0	1	1	1	6	6
2-17	@ Northwestern	21	6-13	0-0	0-1	2-3-5	4	2	0	1	1	12	12
2-21	Iowa	19	2-4	0-0	0-0	1-2-3	5	0	3	1	1	4	4
2-24	Indiana	26	6-13	0-0	1-2	3-8-11	4	0	1	0	0	13	13
3-4	vs. Minnesota	34	6-12	0-0	0-0	3-7-10	3	2	1	4	0	12	12
3-5	vs. Indiana	21	1-7	0-0	0-0	1-1-2	4	1	0	0	0	2	2
3-6	vs. Ohio State	26	6-10	0-0	1-2	4-2-6	2	2	1	1	1	13	13
3-7	vs. Michigan State	20	1-1	0-0	1-2	0-1-1	1	0	0	1	1	3	3

### 1997-98

DATE	OPPONENT	GS	MIN	FG-A	3P-A	FTA	REB	PF	A	TO	BLK	ST	PTS
11-17	Bradley	6	0-0	0-0	2-2	0-1-1	3	0	0	2	0	2	2
11-21	Ga. Southern	17	1-4	0-0	2-2	3-7-10	1	0	0	1	0	4	4
11-24	Ill.-Chicago	12	0-0	0-0	0-2	0-2-2	0	0	0	0	1	0	0
11-27	vs. Wichita State	20	1-1	0-0	0-0	1-2-3	1	0	0	0	0	2	2
11-28	vs. Louisville	10	0-0	0-0	0-0	0-1-1	2	0	1	1	0	0	0
11-29	vs. St. John's	11	1-1	0-0	1-2	1-2-3	3	1	1	0	1	3	3
12-2	Texas-Pan Amer.	15	2-4	0-0	0-0	2-1-3	1	0	1	1	1	4	4
12-6	@ Saint Louis	13	0-2	0-0	0-0	3-2-5	3	0	1	1	0	0	0
12-8	Maine	2	0-0	0-0	0-0	0-0-0	2	0	1	0	0	0	0
12-13	Clemson	10	0-2	0-1	0-0	0-1-1	1	0	0	0	0	0	0
12-20	Texas	12	2-4	0-0	3-3	5-1-6	4	0	4	0	0	7	7
12-23	vs. Missouri	7	1-1	0-0	2-2	1-1-2	4	0	1	0	0	4	4
12-30	@ UCLA	14	1-1	0-0	0-0	0-1-1	4	0	1	0	1	2	2
1-3	Indiana	15	1-3	0-0	0-2	3-1-4	0	0	0	0	0	2	2
1-8	@ Iowa	14	0-2	0-0	0-0	1-1-2	4	1	0	1	2	0	0
1-10	@ Northwestern	9	0-1	0-0	0-0	0-2-2	1	1	0	0	0	0	0
1-13	Purdue	16	1-4	0-0	0-0	1-3-4	3	0	0	0	0	2	2
1-17	@ Michigan State	12	1-2	0-0	1-2	1-0-1	0	0	1	0	1	3	3
1-21	Wisconsin	10	0-1	0-0	0-0	1-3-4	2	0	1	0	0	0	0
1-25	Michigan	19	4-9	0-0	2-3	3-2-5	2	0	0	2	0	10	10
1-28	@ Ohio State	18	0-4	0-0	0-0	2-1-3	5	1	0	0	0	0	0
1-31	@ Penn State	23	2-3	0-0	0-0	3-1-4	4	1	0	2	2	4	4
2-4	Minnesota	9	2-2	0-0	0-0	1-1-2	1	0	1	0	0	4	4
2-7	@ Wisconsin	20	0-2	0-0	0-0	2-4-6	2	1	0	1	1	0	0
2-12	Michigan St.	16	3-6	0-0	1-1	3-6-9	3	0	0	2	0	7	7
2-14	@ Purdue	19	0-3	0-0	0-0	1-3-4	4	0	0	0	0	0	0
2-18	Northwestern	14	0-2	0-0	0-0	1-4-5	1	1	0	2	0	0	0
2-22	Iowa	18	2-3	0-0	0-0	3-3-6	3	0	1	2	1	4	4
2-24	@ Indiana	18	0-1	0-0	2-2	2-7-9	4	1	1	1	0	2	2
3-6	vs. Wisconsin	11	0-0	0-0	0-0	0-1-1	1	0	1	0	1	0	0
3-7	vs. Purdue	8	0-0	0-0	0-0	1-0-1	2	0	0	0	0	0	0
3-12	vs. S. Alabama	11	0-0	0-0	0-0	0-0-0	0	0	0	0	1	0	0
3-14	vs. Maryland	3	0-0	0-0	0-0	0-0-0	0	0	0	0	0	0	0

### 1996-97

DATE	OPPONENT	GS	MIN	FG-A	3P-A	FTA	REB	PF	A	TO	BLK	ST	PTS
11-22	@Ill.-Chicago	14	0-1	0-0	2-4	2-6-8	2	0	0	0	0	2	2
11-25	Delaware State	14	2-3	0-0	0-0	0-4-4	4	1	0	0	0	4	4
11-29	vs. Texas Christian	23	3-7	0-0	0-0	0-5-5	2	0	1	2	1	6	6
11-30	vs. Louisville	16	2-3	0-0	0-1	0-0-0	2	0	0	1	0	4	4
12-1	vs. Virginia Tech	14	2-4	0-0	0-0	0-2-2	3	0	0	0	0	4	4
12-3	@ California	14	0-1	0-0	0-0	1-2-3	1	1	0	0	1	0	0
12-6	Columbia	11	2-5	0-0	0-0	0-1-1	2	0	2	0	0	4	4
12-7	Tennessee State	10	0-1	0-0	1-2	0-2-2	1	0	2	0	0	1	1
12-11	Chicago State	18	6-9	0-0	0-0	4-4-8	4	0	0	0	1	12	12
12-14	Coppin State	12	0-2	0-0	3-4	1-2-3	2	0	1	0	1	3	3
12-21	UCLA	7	1-3	0-0	0-0	1-0-1	0	0	1	0	0	2	2
12-28	vs. Missouri	5	1-3	0-0	0-0	0-0-0	1	0	0	0	0	2	2
1-2	Purdue	6	0-0	0-0	2-2	0-3-3	1	0	0	0	0	2	2
1-4	@Ohio State	5	0-0	0-0	0-0	1-1-2	2	0	1	0	0	0	0
1-9	@Michigan	1	0-0	0-0	0-0	0-0-0	1	0	0	0	0	0	0
1-11	Penn State	7	1-3	0-0	0-1	3-0-3	2	0	1	0	0	2	2
1-14	Minnesota	2	0-0	0-0	0-0	0-0-0	0	0	0	0	0	2	2
1-22	@Michigan State	7	1-2	0-0	0-0	1-1-2	2	0	1	2	2	2	2
1-25	Wisconsin	4	0-0	0-0	0-0	0-0-0	2	0	0	0	0	0	0
1-29	@Iowa	15	2-7	0-0	0-1	0-1-1	3	0	0	0	0	4	4
2-2	@Indiana	14	1-4	0-0	1-2	3-1-4	1	1	2	2	2	3	3
2-5	Northwestern	11	1-1	0-0	0-0	3-1-4	4	0	0	1	0	2	2
2-9	Iowa	7	0-0	0-0	0-0	0-1-1	1	0	0	0	0	0	0
2-12	@Wisconsin	13	1-2	0-0	2-3	1-0-1	0	0	0	1	0	4	4
2-15	Michigan State	8	0-2	0-0	1-2	0-0-0	0	0	0	0	1	1	1
2-22	@Minnesota	13	2-3	0-0	0-0	0-1-1	3	0	0	0	1	4	4
2-25	@Penn State	19	4-4	0-0	0-0	2-1-3	1	1	0	3	1	8	8
3-2	Michigan	6	0-1	0-0	0-0	1-0-1	0	0	0	0	0	0	0
3-5	Ohio State	4	0-0	0-0	0-0	0-0-0	2	0	1	0	0	0	0
3-8	@Purdue	7	0-1	0-0	0-0	1-1-2	3	0	0	1	0	0	0
3-14	vs. Southern Cal	12	2-3	0-0	0-0	0-1-1	4	1	0	0	0	4	4
3-16	vs. Chattanooga	19	3-6	0-0	0-1	1-2-3	4	0	0	0	1	6	6



Victor Chukwudebe

# Game-by-Game Stats

## Lucas Johnson

DATE	OPPONENT	GS	MIN	FG-A	3P-A	FT-A	REB	PF	A	TOBLK	ST	PTS
11-10	vs. Wake Forest		DNP									
11-11	vs. Georgetown		19	0-0	0-0	3-4	2-3-5	2	3	2	1	3
11-17	Geo. Washington		21	0-4	0-0	3-5	2-3-5	4	1	2	0	3
11-20	Saint Louis		13	2-3	0-0	0-0	0-1-1	2	1	0	0	4
11-23	Tenn.-Martin		19	1-3	0-0	2-2	2-2-4	3	3	1	0	4
11-28	@ Texas-Pan Amer.		14	1-2	0-0	2-2	1-6-7	0	3	3	0	4
11-30	Valparaiso		14	0-0	0-0	1-2	2-0-2	1	1	1	0	1
12-5	vs. Bradley		22	1-3	1-1	3-4	1-1-2	3	2	2	0	6
12-12	Eastern Illinois		7	0-0	0-0	3-4	0-1-1	1	0	0	1	0
12-19	vs. Kansas		8	0-4	0-1	0-0	5-0-5	1	0	2	0	0
12-22	vs. Missouri		12	0-1	0-1	2-2	1-0-1	5	1	4	0	2
12-29	vs. Clemson		19	1-2	0-1	0-1	1-1-2	1	1	3	0	2
1-3	@ Indiana		16	1-2	1-1	0-0	0-1-1	0	1	0	0	3
1-7	@ Iowa		15	3-5	1-2	0-1	1-0-1	2	0	4	0	7
1-9	Northwestern		25	3-8	2-5	0-0	1-4-5	3	0	1	0	8
1-13	@ Purdue		23	3-9	0-4	0-0	1-2-3	2	2	1	1	6
1-16	Michigan State		18	0-5	0-3	0-0	0-1-1	1	1	1	0	0
1-20	@ Wisconsin		10	0-0	0-0	2-2	0-0-0	0	0	1	0	2
1-23	Penn State	*	29	0-4	0-2	2-2	0-3-3	1	3	1	0	5
1-28	@ Michigan	*	28	3-7	2-5	0-3	1-3-4	3	2	4	0	8
1-30	Ohio State	*	27	0-3	0-3	2-2	1-3-4	4	2	4	0	2
2-3	@ Minnesota	*	25	0-3	0-0	0-0	3-2-5	2	1	2	0	0
2-6	Wisconsin		17	0-1	0-0	2-2	1-1-2	2	1	3	0	2
2-11	@ Michigan State		20	0-3	0-1	0-0	3-2-5	4	1	1	0	0
2-13	Purdue		25	1-4	0-2	2-2	0-3-3	1	2	1	0	4
2-17	@ Northwestern		26	2-5	2-3	2-2	3-4-7	1	1	0	1	8
2-21	Iowa		4	0-0	0-0	0-0	0-0-0	1	2	0	0	0
2-24	Indiana		16	0-2	0-1	1-2	1-3-4	5	1	2	0	1
3-4	vs. Minnesota	*	33	3-6	1-3	5-5	2-2-4	2	3	2	0	12
3-5	vs. Indiana	*	34	5-10	3-6	4-4	4-1-5	2	4	2	0	17
3-6	vs. Ohio State	*	29	4-7	2-5	2-2/	0-2-2	4	1	6	0	12
3-7	vs. Michigan State	*	27	3-7	0-0	3-5	0-2-2	4	1	2	0	9

## Damir Krupalija

DATE	OPPONENT	GS	MIN	FG-A	3P-A	FT-A	REB	PF	A	TOBLK	ST	PTS
11-10	vs. Wake Forest		DNP									
11-11	vs. Georgetown		DNP									
11-17	Geo. Washington		DNP									
11-20	Saint Louis		DNP									
11-23	Tenn.-Martin		DNP									
11-28	@ Texas-Pan Amer.		DNP									
11-30	Valparaiso		DNP									
12-5	vs. Bradley		10	0-1	0-0	2-4	0-2-2	2	0	0	0	2
12-12	Eastern Illinois		6	1-2	0-0	0-0	1-0-1	3	0	1	0	2
12-19	vs. Kansas		16	0-1	0-0	0-1	3-4-7	4	0	4	1	0
12-22	vs. Missouri		10	1-2	0-1	4-6	3-3-6	2	0	0	0	6
12-29	vs. Clemson		25	1-2	0-0	2-2	6-5-11	2	4	4	1	4
1-3	@ Indiana		28	2-5	0-1	4-8	5-11-16	3	0	1	1	8
1-7	@ Iowa	*	22	1-2	0-1	3-3	0-3-3	3	2	1	2	5
1-9	Northwestern	*	6	0-1	0-1	0-0	0-0-0	4	0	1	0	0
1-13	@ Purdue		7	0-0	0-0	0-0	0-1-1	1	0	2	0	0
1-16	Michigan State		24	2-5	0-0	0-0	4-5-9	1	1	2	0	4
1-20	@ Wisconsin		14	0-2	0-0	0-0	3-0-3	1	0	4	0	0
1-23	Penn State		DNP									
1-28	@ Michigan		12	0-2	0-0	0-0	0-2-2	1	3	0	1	0
1-30	Ohio State		8	0-0	0-0	0-0	0-3-3	1	1	2	3	0
2-3	@ Minnesota		22	4-5	1-1	1-2	3-3-6	1	1	1	0	10
2-6	Wisconsin	*	17	0-3	0-1	1-2	0-3-3	3	1	2	0	1
2-11	@ Michigan State	*	18	1-2	1-1	0-0	0-3-3	1	0	0	0	3
2-13	Purdue	*	20	1-1	0-0	1-2	1-5-6	0	1	1	0	3
2-17	@ Northwestern	*	28	3-6	0-1	1-2	5-4-9	5	1	1	0	7
2-21	Iowa	*	29	7-9	2-2	2-2	5-4-9	3	2	1	1	18
2-24	Indiana	*	37	6-9	0-1	7-8	5-7-12	3	0	2	1	19
3-4	vs. Minnesota	*	25	2-5	0-2	4-5	1-5-6	4	2	3	2	8
3-5	vs. Indiana	*	28	2-6	1-3	1-4	4-6-10	1	3	3	0	6
3-6	vs. Ohio State	*	12	1-1	1-1	1-2	0-2-2	5	1	3	0	4
3-7	vs. Michigan State	*	27	0-1	0-1	0-0	2-0-2	0	2	1	0	1



Damir Krupalija

## Nate Mast

DATE	OPPONENT	GS	MIN	FG-A	3P-A	FT-A	REB	PF	A	TOBLK	ST	PTS
11-10	vs. Wake Forest		1	0-1	0-0	0-0	0-0-0	0	0	0	0	0
11-11	vs. Georgetown		DNP									
11-17	Geo. Washington		9	0-0	0-0	0-1	0-0-0	1	1	1	0	0
11-20	Saint Louis		7	0-0	0-0	2-3	0-1-1	1	0	1	0	2
11-23	Tenn.-Martin		11	1-2	1-1	0-0	0-0-0	1	1	0	0	3
11-28	@ Texas-Pan Amer.		18	2-3	2-3	2-2	0-1-1	2	2	5	0	8
11-30	Valparaiso		2	0-0	0-0	0-0	0-0-0	0	0	0	0	0
12-5	vs. Bradley		1	0-0	0-0	0-0	0-0-0	0	0	0	0	0
12-12	Eastern Illinois		6	0-0	0-0	0-0	0-0-0	0	1	1	0	0
12-19	vs. Kansas		15	0-3	0-2	0-0	0-1-1	0	3	1	0	1
12-22	vs. Missouri		5	0-1	0-1	0-0	0-1-1	1	0	0	0	0
12-29	vs. Clemson		7	0-1	0-1	0-0	1-0-1	2	1	0	0	1
1-3	@ Indiana		6	0-2	0-1	0-0	1-0-1	0	1	0	0	0
1-7	@ Iowa		4	0-0	0-0	0-0	0-0-0	0	1	0	0	0
1-9	Northwestern		3	0-1	0-1	0-0	0-0-0	0	0	0	0	0
1-13	@ Purdue		17	2-2	1-1	0-1	0-0-0	4	5	2	0	5
1-16	Michigan State	*	34	2-4	1-2	0-0	0-2-2	2	5	3	0	5
1-20	@ Wisconsin	*	27	2-4	1-3	0-0	0-1-1	1	3	6	0	5
1-23	Penn State	*	31	2-4	1-3	2-2	0-3-3	3	3	2	0	7
1-28	@ Michigan		15	2-2	2-2	0-0	0-1-1	2	0	1	0	6
1-30	Ohio State		4	0-0	0-0	0-0	0-1-1	1	0	1	0	0
2-3	@ Minnesota		9	1-1	1-1	0-0	0-0-0	0	1	1	0	3
2-6	Wisconsin		3	0-0	0-0	0-0	0-0-0	0	0	1	0	0
2-11	@ Michigan State		9	2-3	1-2	0-0	0-0-0	0	1	0	0	5
2-13	Purdue		4	0-0	0-0	0-0	0-0-0	0	0	1	0	0
2-17	@ Northwestern		2	0-0	0-0	1-2	0-1-1	0	0	0	0	1
2-21	Iowa		2	0-0	0-0	0-0	0-0-0	0	0	0	0	1
2-24	Indiana		20	1-5	0-1	2-2	0-1-1	3	1	1	0	4
3-4	vs. Minnesota		13	2-2	0-0	3-5	0-0-0	4	1	1	0	7
3-5	vs. Indiana		15	1-3	0-2	0-0	0-1-1	1	3	0	0	2
3-6	vs. Ohio State		4	0-0	0-0	2-2	0-0-0	0	2	0	0	2
3-7	vs. Michigan State		4	0-0	0-0	0-0	0-0-0	0	0	1	0	0



# Game-by-Game Stats



Sergio McClain


## Sergio McClain

### 1998-99

DATE	OPPONENT	GS	MIN	FG-A	3P-A	FT-A	REB	PF	A	TO	BLK	ST	PTS
11-10	vs. Wake Forest	*	37	8-11	0-0	1-3	3-2-5	5	4	6	0	2	17
11-11	vs. Georgetown	*	36	4-9	0-0	3-3	3-0-3	3	3	4	0	2	11
11-17	Geo. Washington	*	27	0-11	0-2	4-8	1-0-1	3	4	3	0	4	4
11-20	Saint Louis	*	32	8-12	0-0	8-9	1-3-4	3	1	3	0	3	24
11-23	Tenn.-Martin	*	23	4-8	0-0	2-2	4-3-7	0	2	3	0	2	10
11-28	@ Texas-Pan Amer.	*	27	3-8	0-0	3-4	0-7-7	2	2	7	0	0	9
11-30	Valparaiso	*	29	4-9	1-3	5-6	1-4-5	2	0	4	0	2	14
12-5	vs. Bradley	*	31	1-7	0-0	2-7	0-2-2	2	3	4	0	2	4
12-12	Eastern Illinois	*	33	4-11	0-0	3-5	0-2-2	2	3	5	0	5	11
12-19	vs. Kansas	*	25	0-5	0-1	0-2	0-3-3	4	1	5	0	1	0
12-22	vs. Missouri	*	36	4-10	4-5	2-2	2-3-5	3	3	5	0	1	14
12-29	vs. Clemson	*	30	4-13	0-3	4-6	0-3-3	3	4	4	1	6	12
1-3	@ Indiana	*	34	1-5	0-3	3-6	2-2-4	5	5	7	0	1	5
1-7	@ Iowa	*	27	2-7	0-1	1-2	0-2-2	3	2	3	0	4	5
1-9	Northwestern	*	38	2-10	0-4	0-1	0-4-4	1	3	5	0	6	4
1-13	@ Purdue	*	22	4-9	0-1	0-0	1-3-4	2	3	4	0	0	8
1-16	Michigan State		DNP										
1-20-99	@ Wisconsin		16	4-4	0-0	1-1	0-0-0	2	0	1	0	1	9
1-23	Penn State		22	2-8	0-0	1-2	2-1-3	2	1	2	0	2	5
1-28	@ Michigan		27	1-5	0-0	0-0	1-2-3	2	2	1	0	2	2
1-30	Ohio State	*	36	3-7	0-0	3-6	4-3-7	4	3	3	0	3	9
2-3	@ Minnesota	*	25	5-8	0-0	3-4	0-1-1	1	1	4	0	2	13
2-6	Wisconsin	*	28	3-8	0-0	4-6	2-2-4	2	1	2	1	2	10
2-11	@ Michigan State	*	31	1-5	0-0	0-0	1-0-1	1	1	2	0	1	2
2-13	Purdue	*	29	2-8	0-0	3-4	2-0-2	4	2	3	0	3	7
2-17	@ Northwestern	*	36	5-13	0-0	3-4	2-5-7	2	4	1	0	2	13
2-21	Iowa	*	28	6-11	1-1	1-2	1-1-2	4	4	6	0	4	14
2-24	Indiana	*	40	1-9	0-2	1-2	1-2-3	2	3	4	0	0	3
3-4	vs. Minnesota	*	25	1-6	0-2	0-1	1-3-4	5	6	4	1	3	2
3-5	vs. Indiana	*	31	6-13	0-0	1-1	1-2-3	1	4	0	0	1	13
3-6	vs. Ohio State	*	30	3-6	0-0	1-3	2-2-4	2	4	3	0	2	7
3-7	vs. Michigan State	*	30	2-5	0-1	2-5	1-0-1	0	2	3	0	2	6

### 1997-98

DATE	OPPONENT	GS	MIN	FG-A	3P-A	FT-A	REB	PF	A	TO	BLK	ST	PTS
11-17	Bradley		14	1-2	0-0	2-2	0-1-1	2	2	2	1	1	4
11-21	Ga. Southern		19	3-10	1-5	2-4	3-3-6	2	0	5	0	3	9
11-24	Ill.-Chicago		19	0-4	0-1	0-0	1-2-3	3	2	1	0	1	0
11-27	vs. Wichita State		8	1-2	0-0	0-6	2-2-4	2	1	2	0	1	2
11-28	vs. Louisville		12	2-4	0-1	0-2	0-1-1	3	1	2	1	1	4
11-29	vs. St. John's		12	1-3	0-1	0-2	1-0-1	1	0	2	0	0	2
12-2	Texas-Pan Am		13	2-3	0-1	3-6	1-5-6	3	0	3	0	0	7
12-6	@ Saint Louis		22	4-7	0-0	0-0	0-1-1	2	2	3	0	4	8
12-8	Maine		13	1-5	0-0	1-2	1-2-3	1	1	0	0	1	3
12-13	Clemson		9	1-1	0-0	1-3	0-1-1	1	1	2	0	0	3
12-20	Texas		17	0-1	0-0	2-2	1-0-1	1	1	4	1	1	2
12-23	vs. Missouri		11	0-2	0-1	2-2	1-3-4	3	0	1	0	1	2
12-30	@ UCLA		19	0-2	0-0	1-2	0-4-4	3	5	2	0	1	1
1-3	Indiana		20	0-2	0-0	0-2	1-4-5	3	3	2	2	4	0
1-8	@ Iowa		22	5-9	1-1	3-4	3-2-5	2	3	0	1	0	14
1-10	@ Northwestern		15	0-2	0-1	0-0	2-2-4	4	2	1	0	1	0
1-13	Purdue		17	4-8	0-1	2-3	2-3-5	5	2	3	0	1	10
1-17	@ Michigan State		13	0-1	0-0	1-2	0-3-3	2	3	0	0	1	1
1-21	Wisconsin		24	2-7	0-1	3-4	1-2-3	1	1	0	1	0	7
1-25	Michigan		23	0-2	0-1	2-6	2-2-4	3	2	3	1	2	2
1-28	@ Ohio State		10	1-1	0-0	0-0	0-2-2	0	0	0	0	1	2
1-31	@ Penn State		16	1-4	0-0	0-0	3-0-3	2	2	3	0	1	2
2-4	Minnesota		18	1-4	0-0	1-2	0-2-2	3	2	0	0	1	3
2-7	@ Wisconsin		17	0-4	0-0	0-1	4-3-7	3	3	1	0	1	0
2-12	Michigan State		16	1-6	0-0	0-0	2-4-6	3	1	0	1	0	2
2-14	@ Purdue		23	3-5	0-1	0-1	1-2-3	5	1	2	0	2	6
2-18	Northwestern		17	1-3	1-1	1-2	0-2-2	4	0	1	0	1	4
2-22	Iowa		11	1-1	0-0	0-2	0-1-1	3	1	2	0	1	2
2-24	@ Indiana		12	0-0	0-0	0-0	0-0-0	3	2	1	0	1	0
3-6	vs. Wisconsin		25	1-3	1-2	0-0	0-4-4	3	5	2	0	2	3
3-7	vs. Purdue		27	3-10	0-4	0-0	2-2-4	3	2	1	0	2	6
3-12	vs. S. Alabama		17	1-3	0-0	0-1-1	3	3	1	0	0	3	2
3-14	vs. Maryland		12	1-3	0-1	1-2	2-1-3	2	0	0	0	0	3



**1998-99 in Review**

# 1998-99 in Review

**W**ith seven seniors graduated from the 1998 Big Ten Championship squad, Illini head coach Lon Kruger led one of the youngest and most inexperienced teams in the Big Ten to within one game of the 1999 NCAA Tournament.

Illinois closed out the non-conference schedule with an 8-4 mark, including a 67-50 win over 14th ranked Clemson on Dec. 29. The Illini faced a challenging conference season in the Big Ten, ranked as the strongest conference in the nation in 1999. As many as seven teams from the 11-team conference were ranked in the Top 25 during the course of the year and the Illini beat one of those top 25 teams and came within a few points of downing several others in the regular season. In January, the Illini's last second three-pointer to beat Michigan State rimmed out at the buzzer and No. 15 Ohio State only managed a three-point victory in Champaign. After opening the conference season with seven-straight losses, Illinois notched one in the win column at Michigan, where the Illini hadn't won since 1991. Illinois upset No. 11 Wisconsin in February and closed out the regular season with near misses against Purdue, Iowa and Indiana, which the Illini took to overtime.

Everything came together for the Illini in the first week of March when Illinois captured headlines across the nation as the last place Illini marched all the way to the tournament championship game. Illinois' magical run toward an NCAA Tournament berth was cut short by the second ranked Michigan State Spartans, but only after

the Illini had defeated No. 23 Minnesota in the first round, No. 17 Indiana in the quarterfinals and No. 11 Ohio State in the semis.

Big Ten Freshman of the Year Cory Bradford was named to the All-Tournament team after leading the Illini with 18.8 points in four games. He also made a statement with his sharp shooting from three-point range. Bradford made 17-of-29 (.586) from behind the arc, which were more threes than every team, except Illinois, made in the tournament.

Other highlights from the tournament ... Lucas Johnson, who was averaging 3.1 points and shooting 26.5 percent from the field and 25 percent from three-point range, took opponents by surprise with his sharp shooting at the United Center. In four games, he was 14-for-28 (.500) from the field and was 6-for-14 (.429) from three-point range. He averaged 12.5 points including a season-high 17 against Indiana ... Damir Krupalija (Fr.) collected his third-straight 10-plus rebound game against Indiana. He had 10 boards against the Hoosiers in the tourney after getting 16 and 12 in the regular season games ... Victor Chukwudebe recorded double figures in two tourney games (Minnesota, Ohio State) and averaged 7.5 points in all four contests ... After going through the regular season as the Big Ten's lowest scoring team (61.9 ppg), Illinois produced its two highest scores of the year against Indiana (82) and Ohio State (79). The Illini averaged 69.5 ppg for the tournament.

## Honors

### Cory Bradford

- Basketball News All-Freshman second team
- Big Ten All-Tournament team
- Third-team All-Big Ten (coaches)
- CBS Player of the Game vs. Kansas, Ohio State (3/6), Michigan State (3/7)
- Broke the school record for three-pointers made in a season with his 85 treys in 1998-99. His 205 attempts are second in the Illini record book.
- Hit a three-pointer in every game this year, a first by an Illini player.
- He became the all-time leading freshman scorer in Illinois history with his 12th point against Indiana in the Big Ten Tournament. He scored 494 points this year which passed Illini all-time leading career scorer Deon Thomas, who had 452 in 1990-91.
- Selected to represent the United States on the 1999 World University Games team.

### Lon Kruger

- Inducted into the state of Kansas Hall of Fame.
- One of five players selected to the 1999 National Association of Basketball Coaches Silver Anniversary Team. The five players were chosen on a combination of their college basketball careers and their careers since graduation.

### Damir Krupalija

- CBS Player of the Game vs. Indiana (1/3)

### Robert Archibald

- Selected to represent Great Britain on the 1999 World University Games team.



# 1998-99 Statistics

	<u>OVERALL</u>	<u>HOME</u>	<u>AWAY</u>	<u>NEUTRAL</u>
Record:	14-18	5-8	3-6	6-4
Big Ten:	3-13	1-7	2-6	0-0
Non-Conference:	11-5	4-1	1-0	6-4

## ALL GAMES

<u>Player</u>	<u>G-GS</u>	<u>Min.-Avg.</u>	<u>FG-FGA/Pct.</u>	<u>3P-3PA/Pct.</u>	<u>FT-FTA/Pct.</u>	<u>OR-DR — Tot./Avg.</u>	<u>PF-FO</u>	<u>A</u>	<u>TO</u>	<u>BLK</u>	<u>ST</u>	<u>PTS-Avg.</u>
Bradford	32-32	1127-35.2	174-450/.387	85-205/.415	61- 90/.678	16- 68 — 84/2.6	61-1	62	78	1	25	494-15.4
Brown	32-29	840-26.3	107-280/.382	20- 64/.313	61- 99/.616	57- 95 — 152/4.8	56-0	44	76	13	52	295- 9.2
McClain	31-28	921-29.7	98-261/.375	6- 29/.207	65-107/.607	39- 67 — 106/3.4	77-3	81	111	3	71	267- 8.6
Hawkins	32-15	604-18.9	77-164/.470	0- 0/0.000	47- 76/.618	71- 91 — 162/5.1	78-2	19	41	36	24	201- 6.3
Chukwudebe	32-24	673-21.0	78-175/.446	0- 1/0.000	22- 35/.629	63- 95 — 158/4.9	90-2	16	28	20	22	178- 5.6
Krupalija	24-12	451-18.8	35- 73/.479	6- 18/.333	34- 53/.642	51- 81 — 132/5.5	54-2	25	40	13	15	110- 4.6
Johnson	31- 7	616-19.9	37-113/.327	15- 50/.300	46- 60/.767	39- 57 — 96/3.1	67-2	45	58	4	12	135- 4.4
Beyers	11- 1	154-14.0	17- 47/.362	4- 18/.222	5- 5/1.000	9- 11 — 20/1.8	15-0	10	16	5	7	43- 3.9
Davis	25- 0	264-10.6	29- 94/.309	18- 64/.281	6- 8/0.750	6- 14 — 20/0.8	12-0	10	15	2	9	82- 3.3
Archibald	32- 8	457-14.3	32- 82/.390	0- 0/0.000	31- 45/.689	40- 60 — 100/3.1	85-1	26	59	10	16	95- 3.0
Mast	31- 4	308- 9.9	20- 44/.455	11- 27/.407	14- 21/.667	2- 15 — 17/0.5	29-0	36	30	0	14	65- 2.1
Ammons	2- 0	7- 3.5	1- 1/1.000	0- 0/0.000	0- 0/0.000	0- 2 — 2/1.0	0-0	1	1	0	0	2- 1.0
Campbell	7- 0	29- 4.1	0- 7/0.000	0- 1/0.000	0- 0/0.000	3- 2 — 5/0.7	4-0	1	1	0	2	0- 0.0
TEAM						63- 65 — 128			12			
ILLINOIS	32		705-1791/.394	165-477/.346	392-599/.654	459-723 — 1182/36.9	628-13	376	566	107	269	1967-61.5
Opponents	32		672-1671/.402	181-572/.316	483-710/.680	376-707 — 1083/33.8	588	407	552	107	269	2008-62.8

## BIG TEN GAMES

<u>Player</u>	<u>G-GS</u>	<u>Min.-Avg.</u>	<u>FG-FGA/Pct.</u>	<u>3P-3PA/Pct.</u>	<u>FT-FTA/Pct.</u>	<u>OR-DR — Tot./Avg.</u>	<u>PF-FO</u>	<u>A</u>	<u>TO</u>	<u>BLK</u>	<u>ST</u>	<u>PTS-Avg.</u>
Bradford	16-16	576-36.0	90-245/.367	39-115/.339	30- 46/.652	7- 36 — 43/2.7	30-0	31	34	0	8	249-15.6
Brown	16-16	412-25.8	48-138/.348	11- 41/.268	27- 48/.563	30- 33 — 63/3.9	26-0	16	39	7	25	134- 8.4
McClain	15-12	439-29.3	42-117/.359	1- 12/.083	24- 40/.600	19- 28 — 47/3.1	37-1	35	48	1	33	109- 7.3
Hawkins	16- 5	269-16.8	37- 74/.500	0- 0/0.000	13- 25/.520	35- 37 — 72/4.5	37-1	7	17	25	7	87- 5.4
Chukwudebe	16-14	350-21.9	38- 92/.413	0- 1/0.000	9- 14/.643	28- 43 — 71/4.4	50-2	5	15	7	11	85- 5.3
Krupalija	15- 8	292-19.5	27- 52/.519	4- 10/.400	20- 29/.690	31- 54 — 85/5.7	31-1	13	21	9	11	78- 5.2
Johnson	16- 4	324-20.3	16- 61/.262	8- 32/.250	13- 18/.722	16- 32 — 48/3.0	32-1	20	26	2	7	53- 3.3
Davis	15- 0	170-11.3	18- 58/.310	10- 39/.256	0- 0/0.000	3- 8 — 11/0.7	9-0	7	8	0	7	46- 3.1
Mast	16- 4	190-11.9	14- 28/.500	8- 17/.471	5- 8/.625	1- 10 — 11/0.7	16-0	21	19	0	7	41- 2.6
Archibald	16- 1	190-11.9	12- 35/.343	0- 0/0.000	15- 19/.789	18- 25 — 43/2.7	39-0	12	23	4	6	39- 2.4
Campbell	4- 0	15- 3.8	0- 4/0.000	0- 1/0.000	0- 0/0.000	1- 1 — 2/0.5	2-0	0	1	0	1	0- 0.0
TEAM						26- 14 — 40			7			
ILLINOIS	16		342-904/.378	81-268/.302	156-247/.632	215-321 — 536/33.5	309-6	167	258	55	123	921-57.6
Opponents	16		343-793/.433	101-282/.358	256-357/.717	163-370 — 533/33.3	263	209	259	57	116	1043-65.2

<u>Score by Halves</u>	<u>1st</u>	<u>2nd</u>	<u>OT</u>	<u>Total</u>	<u>Deadball Rebounds</u>	<u>OFF</u>	<u>DEF</u>	<u>TOTAL</u>
ILLINOIS	867	1081	19	1967	ILLINOIS	90	22	112
Opponents	948	1033	27	2008	Opponents	105	32	137



# 1998-99 Results

<u>DATE</u>	<u>TIME</u>	<u>OPPONENT</u>	<u>SCORE</u>	<u>W/L</u>	<u>ATTENDANCE</u>	<u>HIGH POINTS</u>	<u>HIGH REBOUNDS</u>
*11-10-98	5:30 pm	vs. Wake Forest	73-75 (OT)	L	13,239	(20) Cory Bradford	(8) Fess Hawkins
*11-11-98	5:30 pm	vs. Georgetown	65-50	W	12,589	(19) Cory Bradford	(6) Cleotis Brown
11-17-98	7:00 pm	George Washington	58-64	L	10,683	(19) Cleotis Brown	(9) Cleotis Brown
11-20-98	7:00 pm	Saint Louis	70-65	W	12,586	(24) Sergio McClain	(7) Fess Hawkins
11-23-98	7:00 pm	Tenn.-Martin	71-35	W	10,496	(13) Cleotis Brown	(10) Fess Hawkins
11-28-98	7:30 pm	at Texas-Pan Amer.	71-56	W	2,463	(24) Cleotis Brown	(13) Victor Chukwudebe
11-30-98	7:00 pm	Valparaiso	53-49	W	10,842	(14) Sergio McClain	(6) Victor Chukwudebe
&12-5-98	1:00 pm	vs. Bradley	53-48	W	11,084	(16) Cleotis Brown	(10) Victor Chukwudebe
12-12-98	2:00 pm	Eastern Illinois	70-67	W	12,273	(19) Cory Bradford	(9) Victor Chukwudebe
#12-19-98	3:00 pm	vs. #13 Kansas	55-65	L	13,728	(26) Cory Bradford	(9) Cleotis Brown
@12-22-98	8:00 pm	vs. Missouri	62-67	L	22,471	(17) Cory Bradford	(7) Fess Hawkins
%12-29-98	6:30 pm	vs. #14 Clemson	67-50	W	14,687	(20) Arias Davis	(11) Damir Krupalija
1-3-99	3:00 pm	at #10 Indiana	53-62	L	7,249	(14) Cory Bradford	(16) Damir Krupalija
1-7-99	8:30 pm	at #19 Iowa	62-84	L	14,301	(19) Cleotis Brown	(9) Cleotis Brown
1-9-99	1:30 pm	Northwestern	46-59	L	12,255	(22) Cory Bradford	(7) Victor Chukwudebe
1-13-99	7:00 pm	at #13 Purdue	54-63	L	14,123	(15) Cory Bradford	(9) Fess Hawkins (9) Cleotis Brown
1-16-99	7:00 pm	#14 Michigan State	49-51	L	15,428	(9) Victor Chukwudebe (9) Cory Bradford	(9) Damir Krupalija
1-20-99	8:00 pm	at #15 Wisconsin	53-75	L	16,112	(18) Cory Bradford	(7) Cleotis Brown
1-23-99	1:00 pm	Penn State	61-65	L	12,552	(14) Victor Chukwudebe	(7) Victor Chukwudebe
1-28-99	8:00 pm	at Michigan	61-59	W	10,784	(13) Cleotis Brown	(7) Fess Hawkins
1-30-99	3:30 pm	#15 Ohio State	61-64	L	13,756	(29) Cory Bradford	(8) Victor Chukwudebe
2-3-99	7:00 pm	at #18 Minnesota	63-75	L	14,792	(14) Cory Bradford	(6) Damir Krupalija
2-6-99	3:30 pm	#11 Wisconsin	53-51	W	14,062	(26) Cory Bradford	(9) Robert Archibald
2-11-99	6:30 pm	at #5 Michigan State	44-61	L	14,659	(13) Cory Bradford	(8) Fess Hawkins
2-13-99	11:30 am	#21 Purdue	56-63	L	15,473	(23) Cory Bradford	(8) Victor Chukwudebe
2-17-99	7:00 pm	at Northwestern	69-63	W	7,314	(17) Cory Bradford	(9) Damir Krupalija
2-21-99	1:30 pm	#20 Iowa	72-78	L	16,450	(18) Damir Krupalija	(9) Damir Krupalija
2-24-99	7:00 pm	#20 Indiana	64-70 (OT)	L	14,390	(19) Damir Krupalija	(12) Damir Krupalija
^3-4-99	6:00 pm	vs. #23 Minnesota	67-64	W	18,641	(22) Cory Bradford	(10) Victor Chukwudebe
^3-5-99	9:00 pm	vs. #17 Indiana	82-66	W	20,297	(17) Lucas Johnson	(10) Damir Krupalija
^3-6-99	4:00 pm	vs. #11 Ohio State	79-77	W	20,695	(17) Cory Bradford	(7) Cleotis Brown
^3-7-99	2:00 pm	vs. #2 Michigan State	50-67	L	19,581	(21) Cory Bradford	(6) Fess Hawkins

\* Coaches vs. Cancer Classic, Madison Square Garden (New York, N.Y.)

& United Center (Chicago, Ill.)

# Kemper Arena (Kansas City, Mo.)

@ Kiel Center (St. Louis, Mo.)

% Bilo Center (Greenville, S.C.)

^ Big Ten Tournament, United Center (Chicago, Ill.)

## Attendance Summary

	<u>Games</u>	<u>Totals</u>	<u>Avg./Game</u>
Home	13	171,246	13,173
Away	9	101,797	11,311
Neutral	10	167,012	16,701
Total	32	440,055	13,752



# Game-by-Game Statistics

	Game	FGM-A%	3PM-A%	FTM-A%	OR-DR — Tot.	PF	AS	TO	BK	ST	PTS (1st-2nd)
11/10	Illinois (13,239) (L) Wake Forest	31-65/.477 26-65/.400	2-12/.167 5-17/.294	9-14/.643 18-26/.692	9-32 — 41 12-28 — 40	24 16	17 13	26 21	3 2	8 13	24-40-9 — 73 33-31-11 — 75
11/11	Illinois (12,589) (W) Georgetown	23-59/.390 19-48/.396	5-10/.500 2-10/.200	14-17/.824 10-19/.526	24-20 — 44 15-15 — 30	20 19	15 3	20 20	3 7	10 8	31-34 — 65 19-31 — 50
11/17	Illinois (10,683) (L) George Washington	19-58/.328 19-58/.328	4-9/.444 2-16/.125	16-26/.615 16-24/.686	16-27 — 43 13-25 — 38	27 25	11 9	22 20	3 5	7 12	21-37 — 58 30-34 — 64
11/20	Illinois (12,586) (W) Saint Louis	21-51/.412 22-55/.400	2-7/.286 8-18/.444	26-32/.813 13-25/.520	16-20 — 36 18-16 — 34	22 26	11 17	14 14	6 6	6 3	23-47 — 70 31-34 — 65
11/23	Illinois (10,496) (W) UT-Martin	29-66/.439 13-52/.250	6-11/.545 4-26/.154	7-8/.875 5-8/.625	18-29 — 47 11-19 — 30	13 12	10 10	14 24	3 3	11 7	26-45 — 71 21-14 — 35
11/28	Illinois (2,463) (W) @ UT-Pan American	26-57/.456 23-70/.329	4-11/.364 7-28/.250	15-26/.577 3-3/1.000	18-35 — 53 12-18 — 30	12 23	14 14	27 19	5 1	13 18	33-38 — 71 37-19 — 56
11/30	Illinois (10,842) (W) Valparaiso	15-45/.333 16-43/.372	5-16/.313 3-16/.188	18-29/.621 14-24/.583	10-20 — 30 9-24 — 33	19 20	9 10	18 23	3 3	13 7	28-25 — 53 23-26 — 49
12/5	Illinois (11,084) (W) Bradley	15-45/.333 13-47/.277	3-7/.429 4-17/.235	20-34/.588 18-24/.750	17-26 — 43 12-22 — 34	20 25	9 0	23 20	3 1	8 13	25-28 — 53 20-28 — 48
12/12	Illinois (12,273) (W) Eastern Illinois	26-56/.464 24-49/.490	4-9/.444 8-17/.471	14-24/.583 11-16/.688	14-21 — 35 7-17 — 24	16 20	12 15	13 16	4 0	9 7	32-38 — 70 37-30 — 67
12/19	Illinois (13,728) (L) Kansas	21-63/.333 20-54/.370	6-14/.429 5-14/.357	7-13/.538 20-32/.625	22-30 — 52 12-24 — 36	25 18	10 11	27 16	4 9	9 10	21-34 — 55 29-36 — 65
12/22	Illinois (22,471) (L) Missouri	21-58/.362 22-47/.468	9-19/.474 5-13/.385	11-13/.846 18-28/.643	14-20 — 34 11-24 — 35	22 15	14 12	20 21	2 3	7 8	25-37 — 62 25-42 — 67
12/29	Illinois (14,687) (W) Clemson	21-52/.404 16-56/.286	8-22/.364 5-20/.250	17-23/.739 13-22/.591	16-27 — 43 18-19 — 37	21 21	13 10	17 18	2 2	14 10	27-40 — 67 22-28 — 50
1/3	Illinois (7,249) (L) @ Indiana	19-55/.345 20-55/.364	6-24/.250 3-15/.200	9-19/.474 19-28/.679	14-28 — 42 12-29 — 41	23 16	12 10	18 11	4 3	5 8	28-25 — 53 28-34 — 62
1/7	Illinois (14,301) (L) @ Iowa	23-58/.397 27-53/.509	7-22/.318 7-15/.467	9-14/.643 23-32/.719	12-14 — 26 16-28 — 44	22 16	13 15	22 22	5 2	12 12	30-32 — 62 41-43 — 84
1/9	Illinois (12,255) (L) Northwestern	17-61/.279 18-44/.409	4-26/.154 8-17/.471	8-9/.889 15-25/.600	10-23 — 33 9-33 — 42	22 15	3 13	13 18	5 4	9 4	18-28 — 46 33-26 — 59
1/13	Illinois (14,123) (L) @ Purdue	22-53/.415 20-49/.408	5-15/.333 6-17/.353	5-9/.556 17-25/.680	15-23 — 38 10-18 — 28	19 14	18 14	23 15	3 2	11 10	21-33 — 54 32-31 — 63
1/16	Illinois (15,428) (L) Michigan State	18-55/.327 20-56/.357	2-14/.143 2-19/.105	11-16/.688 9-12/.750	13-23 — 36 13-24 — 37	15 16	9 8	15 16	2 5	4 4	17-32 — 49 27-24 — 51
1/20	Illinois (16,112) (L) @ Wisconsin	18-47/.383 26-49/.531	3-11/.273 8-21/.381	14-18/.778 15-17/.882	11-14 — 25 9-19 — 28	19 20	7 18	17 14	0 2	5 10	22-31 — 53 33-42 — 75
1/23	Illinois (12,552) (L) Penn State	25-56/.446 21-45/.467	4-12/.333 8-21/.381	7-11/.636 15-18/.833	12-17 — 29 6-21 — 27	17 17	12 12	17 20	3 3	12 9	34-27 — 61 36-29 — 65
1/28	Illinois (10,784) (W) @ Michigan	26-60/.433 20-48/.417	7-18/.389 3-11/.273	2-8/.250 16-20/.800	12-16 — 28 11-25 — 36	17 11	13 10	13 18	3 5	8 4	32-29 — 61 24-35 — 59
1/30	Illinois (13,756) (L) Ohio State	21-59/.356 19-46/.413	8-20/.400 4-12/.333	11-23/.478 22-35/.629	15-24 — 39 6-26 — 32	25 19	11 10	18 13	7 3	7 5	28-33 — 61 22-42 — 64
2/3	Illinois (14,792) (L) @ Minnesota	23-53/.434 27-47/.574	4-10/.400 7-11/.636	13-21/.619 14-20/.700	12-13 — 25 9-21 — 30	14 19	10 19	16 20	1 5	12 11	29-34 — 63 41-34 — 75
2/6	Illinois (14,062) (W) Wisconsin	18-48/.375 19-41/.463	8-16/.500 7-17/.412	9-15/.600 6-11/.545	11-20 — 31 4-19 — 23	16 19	9 11	15 17	5 3	7 5	26-27 — 53 27-24 — 51
2/11	Illinois (14,659) (L) @ Michigan State	16-50/.320 22-51/.431	6-20/.300 3-13/.231	6-8/.750 14-18/.778	12-16 — 28 16-21 — 37	18 9	6 15	15 13	2 4	4 8	14-30 — 44 33-28 — 61
2/13	Illinois (15,473) (L) Purdue	21-52/.404 21-51/.412	4-12/.333 9-25/.360	10-17/.588 12-16/.750	15-21 — 36 8-18 — 26	18 16	9 12	16 15	3 2	7 10	30-26 — 56 24-39 — 63
2/17	Illinois (7,314) (W) Northwestern	25-65/.385 19-45/.422	4-10/.400 10-27/.370	15-20/.750 15-22/.682	18-24 — 42 8-24 — 32	19 20	13 12	5 12	3 7	7 2	29-40 — 69 37-26 — 63
2/21	Illinois (16,450) (L) Iowa	28-62/.452 24-50/.480	8-22/.364 8-16/.500	8-11/.727 22-25/.880	14-16 — 30 9-17 — 26	19 12	14 15	19 16	8 1	9 8	38-34 — 72 34-44 — 78
2/24	Illinois (14,390) (L) Indiana	22-70/.314 20-63/.317	1-16/.063 8-25/.320	19-28/.679 22-33/.667	19-29 — 48 17-27 — 44	26 24	8 15	16 19	6 1	4 6	25-29-10 — 64 30-24-16 — 70
3/4	Illinois (18,641) (W) Minnesota	24-54/.444 18-56/.321	7-15/.467 3-13/.231	12-17/.706 25-37/.231	9-26 — 35 18-25 — 43	27 20	19 12	18 15	7 3	8 13	38-29 — 67 23-14 — 64
3/5	Illinois (20,297) (W) Indiana	28-64/.438 23-53/.434	8-17/.471 6-23/.261	18-26/.692 14-21/.667	22-29 — 51 7-19 — 26	18 27	17 17	13 13	0 2	5 5	35-47 — 82 31-35 — 66
3/6	Illinois (20,695) (W) Ohio State	26-51/.510 27-66/.409	5-16/.313 8-24/.333	22-30/.733 15-23/.652	10-25 — 35 20-20 — 40	22 22	18 19	20 18	3 1	8 10	32-47 — 79 27-50 — 77
3/7	Illinois (19,581) (L) Michigan State	17-43/.395 28-59/.475	6-14/.429 5-18/.278	10-20/.500 6-10/.600	9-15 — 24 18-22 — 40	12 16	10 10	16 15	1 4	10 9	25-25 — 50 38-29 — 67



# 1998-99 Highs & Lows

## Illinois Team Highs & Lows

	HIGHS	LOWS
Points	82 vs. Indiana 3/5	44 vs. Michigan State 2/11
Field Goals Made	31 vs. Wake Forest 11/10	15 vs. Valparaiso 11/30, Bradley 12/5
Field Goals Attempted	70 vs. Indiana 2/24	43 vs. Michigan State 3/7
Field Goal Percentage	.510 vs. Ohio State 3/6	.279 vs. Northwestern 1/9
Three-Point Field Goals Made	9 vs. Missouri 12/22	1 vs. Indiana 2/24
Three-Point Field Goals Attempted	22 vs. Clemson 12/29, Iowa 1/7	7 vs. Saint Louis 11/20, Bradley 12/5
Three-Point Field Goal Percentage	.545 vs. Tenn.-Martin 11/23	.063 vs. Indiana 2/24
Free Throws Made	26 vs. Saint Louis 11/20	5 vs. Purdue 1/13
Free Throws Attempted	34 vs. Bradley 12/5	8 three times, last vs. Michigan State 2/11
Free Throw Percentage	.875 vs. Tenn.-Martin 11/23	.250 vs. Michigan 1/28
Rebounds	53 vs. UT-Pan American 11/28	24 vs. Michigan State 3/7
Assists	19 vs. Minnesota 3/4	3 vs. Northwestern 1/9
Turnovers	27 twice UT-Pan American 11/28, Kansas 12/19	5 vs. Northwestern 2/17
Blocks	7 vs. Ohio State 1/30, Minnesota 3/4	0 vs. Wisconsin 1/20, Indiana 3/5
Steals	14 vs. Clemson 12/29	4 vs. Michigan State 2/11, Indiana 2/24
Fouls	27 vs. Geo. Washington 11/17, Minnesota 3/4	12 vs. UT-Pan American 11/28, Michigan St. 3/7

## Opponent Team Highs & Lows

	HIGHS	LOWS
Points	84 by Iowa 1/7	35 by Tenn.-Martin 11/23
Field Goals Made	27 by Iowa 1/7, Minnesota 2/3, Ohio State 3/6	13 by Tenn.-Martin 11/23, Bradley 12/5
Field Goals Attempted	70 by UT-Pan American 11/28	43 by Valparaiso 11/30
Field Goal Percentage	.574 by Minnesota 2/3	.277 by Bradley 12/5
Three-Point Field Goals Made	10 by Northwestern 2/17	2 three times, last by Michigan State 1/16
Three-Point Field Goals Attempted	28 by UT-Pan American 11/28	10 by Georgetown 11/11
Three-Point Field Goal Percentage	.636 by Minnesota 2/3	.105 by Michigan State 1/16
Free Throws Made	25 by Minnesota 3/4	3 by UT-Pan American 11/28
Free Throws Attempted	37 by Minnesota 3/4	3 by UT-Pan American 11/28
Free Throw Percentage	1.000 by UT-Pan American 11/28	.520 by Saint Louis 11/20
Rebounds	44 by Iowa 1/7, Indiana 2/24	24 by Eastern Illinois 12/12
Assists	20 by Michigan State 3/7	3 by Georgetown 11/11
Turnovers	24 by Tenn.-Martin 11/23	11 by Indiana 1/3
Blocks	9 by Kansas 12/19	1 by UT-Pan American 11/28, Ohio State 3/6
Steals	18 by UT-Pan American 11/28	2 by Northwestern 2/17
Fouls	27 by Indiana 3/5	9 by Michigan State (2/11/99)

## Illinois & Opponent Player Superlatives

	ILLINOIS	OPPONENT
Points	29 by Cory Bradford vs. Ohio State 1/30	32 by Michael Redd, Ohio State 3/6
Field Goals	10 by Cleotis Brown vs. Texas-Pan Am 11/28	11 by Michael Redd, Ohio State 3/6
	10 by Cory Bradford vs. Kansas 12/19, Ohio State 1/30	
Three-Point Field Goals Made	7 by Cory Bradford vs. Wisconsin 2/6	5 by Jaraan Cornell, Purdue 1/13 & 2/13
Free Throws Made	8 by Sergio McClain vs. Saint Louis 11/20	14 by Evan Eschmeyer, Northwestern 2/17
	8 by Fess Hawkins vs. Indiana 3/5	
Free Throws Attempted	9 by Sergio McClain vs. Saint Louis 11/20	18 by Evan Eschmeyer, Northwestern 2/17
Rebounds	16 by Damir Krupalija vs. Indiana 1/3	17 by Harold Jamison, Clemson 12/29
		17 by Evan Eschmeyer, Northwestern 1/9
Assists	6 by Sergio McClain vs. Minnesota 3/4	10 Mateen Cleaves, Michigan State 3/7
Steals	6 by Sergio McClain vs. Clemson 12/29, Northwestern 1/9	5 by Mike King, Geo. Washington 11/17
		5 by Lalo Rios, Texas-Pan Am 11/28
		5 by Quincy Lewis, Minnesota 2/3
		5 by Kevin Nathaniel, Minnesota 3/4
Blocks	4 by Fess Hawkins vs. Ohio State 1/30	7 by Eric Chenowith, Kansas 12/19
	4 by Victor Chukwudebe vs. Minnesota 3/4	



# 1998-99 Big Ten Stats

## Final Regular Season Standings

		Conference Games			All Games		
		W	L	Pct	W	L	Pct
1.	Michigan State	15	1	.938	33	5	.868
2.	Ohio State	12	4	.750	27	9	.750
3.	Indiana	9	7	.563	23	11	.676
	Wisconsin	9	7	.563	22	10	.688
	Iowa	9	7	.563	20	10	.667
6.	Minnesota	8	8	.500	17	11	.607
7.	Purdue	7	9	.438	21	13	.618
8.	Northwestern	6	10	.400	15	14	.517
9.	Michigan	5	11	.313	12	19	.387
	Penn State	5	11	.313	13	14	.482
11.	Illinois	3	13	.188	14	18	.338

## Scoring Offense

Team	G	W	L	Pts	Avg
1. Indiana	34	23	11	2565	75.4
2. Ohio State	36	27	9	2695	74.9
3. Iowa	30	20	10	2217	73.9
4. Michigan State	38	33	5	2726	71.7
5. Penn State	27	13	14	1870	69.3
6. Minnesota	28	17	11	1928	68.9
7. Purdue	34	21	13	2325	68.4
8. Michigan	31	12	19	2035	65.6
9. Wisconsin	32	22	10	1987	62.1
10. Illinois	32	14	18	1967	61.5
11. Northwestern	29	15	14	1741	60.0

## Scoring Defense

Team	G	Pts	Avg
1. Wisconsin	32	1766	55.2
2. Northwestern	29	1655	57.1
3. Michigan State	38	2262	59.5
4. Illinois	32	2008	62.8
5. Ohio State	36	2334	64.8
6. Minnesota	28	1827	65.3
7. Purdue	34	2233	65.7
8. Penn State	27	1801	66.7
9. Michigan	31	2134	68.8
10. Indiana	34	2366	69.5
11. Iowa	30	2099	70.0

## Scoring Margin

Team	G	OFF	DEF	Margin
1. Michigan State	38	71.7	59.5	+12.2
2. Ohio State	36	74.9	64.8	+10.0
3. Wisconsin	32	62.1	55.2	+6.9
4. Indiana	34	75.4	69.5	+5.9
5. Iowa	30	73.9	70.0	+3.9
6. Minnesota	28	68.9	65.3	+3.6
7. Northwestern	29	60.0	57.1	+3.0
8. Purdue	34	68.4	65.7	+2.7
9. Penn State	27	69.3	66.7	+2.6
10. Illinois	32	61.5	62.8	-1.3
11. Michigan	31	65.6	68.8	-3.2

## Field Goal Percentage

Team	G	FG	FGA	Pct
1. Michigan State	38	1020	2156	.473
2. Indiana	34	922	1965	.469
3. Ohio State	36	986	2108	.468
4. Iowa	30	741	1602	.463
5. Minnesota	28	714	1575	.453
6. Penn State	27	649	1453	.447
7. Purdue	34	813	1853	.439
8. Wisconsin	32	685	1573	.435
9. Northwestern	29	584	1351	.432
10. Michigan	31	685	1626	.421
11. Illinois	32	705	1791	.394

## Field Goal Pct. Defense

Team	G	FG	FGA	Pct
1. Northwestern	29	577	1548	.373
2. Minnesota	28	635	1583	.401
3. Illinois	32	672	1671	.402
4. Ohio State	36	808	2000	.404
5. Wisconsin	32	613	1504	.408
6. Indiana	34	865	2057	.421
7. Michigan State	38	800	1880	.426
8. Penn State	27	672	1566	.429
9. Michigan	31	721	1672	.431
10. Purdue	34	837	1881	.445
11. Iowa	30	749	1658	.452

## Field Goal Pct. Defense

Team	G	FTM	FIA	Pct
1. Michigan	31	481	640	.752
2. Penn State	27	373	500	.746
3. Wisconsin	32	413	558	.740
4. Michigan State	38	515	704	.732
5. Iowa	30	547	780	.701
6. Indiana	34	528	756	.698
7. Northwestern	29	372	537	.693
8. Minnesota	28	367	540	.680
9. Purdue	34	519	774	.681
10. Illinois	32	392	603	.650
11. Ohio State	36	505	826	.611

## 3-Point Field Goal Pct.

Team	G	FG	FGA	Pct
1. Northwestern	29	201	536	.375
2. Minnesota	28	133	355	.375
3. Iowa	30	188	504	.373
4. Indiana	34	193	534	.361
5. Ohio State	36	218	611	.357
6. Wisconsin	32	204	572	.357
7. Penn State	27	197	560	.352
8. Michigan	31	184	530	.347
9. Illinois	32	165	477	.346
10. Michigan State	38	171	506	.338
11. Purdue	34	183	576	.318

## 3-Pt. Field Goal Pct. Defense

Team	G	FG	FGA	Pct
1. Northwestern	29	149	487	.306
2. Purdue	34	178	563	.316
3. Illinois	32	181	572	.316
4. Michigan State	38	172	539	.319
5. Michigan	31	182	559	.326
6. Wisconsin	32	161	487	.331
7. Ohio State	36	236	711	.332
8. Penn State	27	137	407	.337
9. Indiana	34	213	615	.346
10. Minnesota	28	191	534	.358
11. Iowa	30	218	580	.376

## 3-Pt. Field Goals Made

Team	G	3FG	Avg
1. Penn State	27	197	7.30
2. Northwestern	29	201	6.93
3. Wisconsin	32	204	6.38
4. Iowa	30	188	6.27
5. Ohio State	36	218	6.06
6. Michigan	31	184	5.94
7. Indiana	34	193	5.68
8. Purdue	34	183	5.38
9. Illinois	32	165	5.16
10. Minnesota	28	133	4.75
11. Michigan State	38	171	4.50

## Rebounding Offense

Team	G	Reb	Avg
1. Minnesota	28	1059	37.8
2. Illinois	32	1175	36.7
3. Michigan State	38	1383	36.4
4. Ohio State	36	1303	36.2
5. Indiana	34	1199	35.3
6. Iowa	30	1052	35.1
7. Northwestern	29	971	33.5
8. Purdue	34	1132	33.3
9. Michigan	31	1022	33.0
10. Penn State	27	886	32.8
11. Wisconsin	32	948	29.6



# 1998-99 Big Ten Stats

## Rebounding Defense

Team	G	Reb	Avg
1. Michigan State	38	1031	27.1
2. Wisconsin	32	993	31.0
3. Iowa	30	934	31.1
4. Northwestern	29	956	33.0
5. Illinois	32	1077	33.7
6. Minnesota	28	944	33.7
7. Purdue	34	1174	33.7
8. Michigan	31	1053	34.0
9. Ohio State	36	1235	34.3
10. Penn State	27	934	34.6
11. Indiana	34	1252	36.8

## Rebounding Margin

Team	TM	Avg	Opp	Avg Margin
1. Michigan State	36.4	27.1	+9.3	
2. Minnesota	37.8	33.7	+4.1	
3. Iowa	35.1	31.1	+3.9	
4. Illinois	36.7	33.7	+3.1	
5. Ohio State	36.2	34.3	+1.9	
6. Northwestern	33.5	33.0	+0.5	
7. Purdue	33.3	33.7	-0.4	
8. Michigan	33.0	34.0	-1.0	
9. Wisconsin	29.6	31.0	-1.4	
10. Indiana	35.3	36.8	-1.6	
11. Penn State	32.8	34.6	-1.8	

## Blocked Shots

Team	G	Blocks	Avg
1. Minnesota	28	164	5.86
2. Penn State	27	132	4.89
3. Ohio State	36	148	4.11
4. Northwestern	29	107	3.69
5. Indiana	34	115	3.38
6. Illinois	32	107	3.34
7. Michigan	31	102	3.29
8. Purdue	34	108	3.18
9. Iowa	30	79	2.63
10. Michigan State	38	99	2.61
11. Wisconsin	32	78	2.44

## Offensive Rebounds

Team	G	No	Avg
1. Michigan State	38	564	14.84
2. Illinois	32	458	14.31
3. Iowa	30	403	13.43
4. Ohio State	36	478	13.28
5. Minnesota	28	359	12.82
6. Purdue	34	435	12.79
7. Michigan	31	346	11.16
8. Indiana	34	369	10.85
9. Penn State	27	271	10.04
10. Wisconsin	32	274	8.56
11. Northwestern	29	248	8.55

## Assists

Team	G	Ast	Avg
1. Indiana	34	563	16.65
2. Iowa	30	478	15.93
3. Penn State	27	415	15.37
4. Northwestern	29	445	15.34
5. Minnesota	28	429	15.32
6. Michigan State	38	572	15.05
7. Purdue	34	482	14.18
8. Ohio State	36	503	13.97
9. Wisconsin	32	433	13.53
10. Illinois	32	375	11.72
11. Michigan	31	339	10.94

## Turnover Margin

Team	Tm	Avg Opp	Avg Margin
1. Michigan State	14.1	18.4	+4.24
2. Ohio State	14.1	17.7	+3.53
3. Wisconsin	11.8	15.2	+3.41
4. Indiana	14.9	16.7	+1.76
5. Purdue	15.0	16.8	+1.74
6. Iowa	17.7	17.6	-0.10
7. Minnesota	14.9	14.6	-0.25
8. Illinois	17.8	17.3	-0.53
9. Penn State	14.4	13.7	-0.70
10. Michigan	15.1	13.6	-1.48
11. Northwestern	15.0	11.8	-3.21

## Defensive Rebounds

Team	G	No	Avg
1. Minnesota	28	700	25.0
2. Northwestern	29	723	24.93
3. Indiana	34	830	24.41
4. Ohio State	36	825	22.92
5. Penn State	27	615	22.78
6. Illinois	32	717	22.41
7. Michigan	31	676	21.81
8. Iowa	30	649	21.63
9. Michigan State	38	819	21.55
10. Wisconsin	32	674	21.06
11. Purdue	34	697	20.50

## Steals

Team	G	Steals	Avg
1. Iowa	30	269	8.97
2. Illinois	32	270	8.44
3. Ohio State	36	297	8.25
4. Purdue	34	274	8.06
5. Michigan State	38	267	7.82
6. Minnesota	28	218	7.79
7. Indiana	34	259	7.62
8. Wisconsin	32	224	7.00
9. Penn State	27	175	6.48
10. Michigan	31	163	5.26
11. Northwestern	29	131	4.52

## Assist/TO Margin

Team	Asst	Avg TO	Avg Ratio
1. Wisconsin	13.5	11.8	1.15
2. Indiana	16.6	14.9	1.11
3. Penn State	15.4	14.4	1.07
4. Michigan State	15.1	14.1	1.07
5. Minnesota	15.3	14.9	1.03
6. Northwestern	15.3	15.0	1.02
7. Ohio State	14.0	14.1	0.99
8. Purdue	14.2	15.0	0.94
9. Iowa	15.9	17.7	0.90
10. Michigan	10.9	15.1	0.72
11. Illinois	11.7	17.8	0.66

## 1999 All-Big Ten Teams

### As selected by Big Ten Coaches

#### First Team

Mareen Cleaves, Michigan State  
Evan Eschmeyer, Northwestern  
Quincy Lewis, Minnesota  
Scoonie Penn, Ohio State  
Morris Peterson, Michigan State

#### Second Team

Calvin Booth, Penn State  
Louis Bullock, Michigan  
A.J. Guyton, Indiana  
Sean Mason, Wisconsin  
Michael Redd, Ohio State

#### Third Team

Jaraan Cornell, Purdue  
Dean Oliver, Iowa  
Luke Recker, Indiana  
Antonio Smith, Michigan State  
Cory Bradford, Illinois (tie)  
Brian Cardinal, Purdue (tie)  
Dan Earl, Penn State (tie)

#### Player of the Year

Mareen Cleaves, Michigan State

#### Freshman of the Year

Cory Bradford, Illinois

#### Defensive Player of the Year

Mike Kelly, Wisconsin

### As selected by the Media

#### First Team

Mareen Cleaves, Michigan State  
Evan Eschmeyer, Northwestern  
Quincy Lewis, Minnesota  
Scoonie Penn, Ohio State  
Morris Peterson, Michigan State

#### Second Team

Calvin Booth, Penn State  
Louis Bullock, Michigan  
A.J. Guyton, Indiana  
Sean Mason, Wisconsin  
Michael Redd, Ohio State

#### Third Team

Ty Calderwood, Wisconsin  
Jaraan Cornell, Purdue  
Dean Oliver, Iowa  
Luke Recker, Indiana  
Antonio Smith, Michigan State

#### Player of the Year

Scoonie Penn, Ohio State

#### Freshman of the Year

Cory Bradford, Illinois

#### Coach of the Year

Jim O'Brien, Ohio State

# 1998-99 Big Ten Stats

## Individual Scoring Leaders

Player-Team	G	FG	3FG	FT	Pts	Avg
1. Quincy Lewis, Minnesota	27	226	53	120	625	23.1
2. Louis Bullock, Michigan	31	195	75	178	643	20.7
3. Evan Eschmeyer, Northwestern	29	180	0	208	568	19.6
4. Michael Redd, Ohio State	36	261	46	135	703	19.5
5. Scoonie Penn, Ohio State	36	202	88	117	609	16.9
6. Sean Mason, Wisconsin	32	162	78	137	539	16.8
7. Luke Recker, Indiana	34	182	64	118	546	16.1
8. A.J. Guyton, Indiana	34	198	76	71	543	16.0
9. Cory Bradford, Illinois	32	174	85	61	494	15.4
10. Calvin Booth, Penn State	27	157	0	100	414	15.3

# BIG TEN CONFERENCE

## Field Goal Percentage

(Min. 5 made per game)

Player-Team	G	FG	FGA	Pct
1. Evan Eschmeyer, NU	29	180	308	.584
2. Morris Peterson, MSU	38	190	343	.554
3. Calvin Booth, PSU	27	157	306	.513
4. Michael Redd, OSU	36	261	560	.466
5. Quincy Lewis, MN	27	226	494	.457
6. A. J. Guyton, IU	34	198	435	.455
7. Scoonie Penn, OSU	36	202	450	.449
8. Luke Recker, IU	34	182	425	.428
9. Louis Bullock, MI	31	195	476	.410
10. Jaraan Cornell, PU	34	171	421	.406

## Field Goal Percentage

(Min. 1.5 made per game)

Player-Team	G	3FG	FGA	Pct
1. Kent McCausland, IA	30	59	140	.421
2. Cory Bradford, IL	32	85	205	.415
3. A.J. Guyton, IU	34	76	187	.406
4. Quincy Lewis, MN	27	53	131	.405
5. Kevin Clark, MN	26	44	111	.396
6. Steve Lepore, NU	28	52	133	.391
7. Robbie Reid, MI	31	86	222	.387
8. Scoonie Penn, OSU	36	88	229	.384
9. Dan Earl, PSU	27	57	149	.383
10. Sean Wink, NU	29	57	150	.380

## Free Throw Percentage

(Min. 2.5 made per game)

Player-Team	G	FTM	FTA	Pct
1. Louis Bullock, MI	31	178	206	.864
2. Morris Peterson, MSU	38	114	140	.814
3. Quincy Lewis, MN	27	120	148	.811
4. Sean Mason, WI	32	137	169	.811
5. Jaraan Cornell, PU	34	90	114	.789
6. Andre Hutson, MSU	37	107	137	.781
7. Brian Cardinal, PU	34	114	147	.776
8. Calvin Booth, PSU	27	100	129	.775
9. Kevin Clark, MN	26	85	110	.773
10. Evan Eschmeyer, NU	29	208	273	.762

## Assists

Player-Team	G	Assists	Avg
1. Mateen Cleaves, MSU	38	271	7.13
2. Dean Oliver, IA	30	136	4.53
3. Michael Lewis, IU	33	147	4.45
4. Scoonie Penn, OSU	36	154	4.28
5. Dan Earl, PSU	27	111	4.11
6. Titus Ivory, PSU	27	97	3.59
7. Joe Crispin, PSU	27	90	3.33
8. Ty Calderwood, WI	32	104	3.25
9. Robbie Reid, MI	31	96	3.10
10. Julian Bonner, NU	29	78	2.69

## Rebounding

Player-Team	G	Tot	Avg
1. Evan Eschmeyer, NU	29	292	10.1
2. Calvin Booth, PSU	27	236	8.7
3. Antonio Smith, MSU	38	319	8.4
4. Peter Vignier, MI	31	229	7.4
5. Miles Tarver, MN	26	185	7.1
6. Kirk Haston, IU	34	220	6.5
7. Quincy Lewis, MN	27	160	5.9
8. Josh Asselin, MI	31	183	5.9
9. Joel Przybilla, MN	28	163	5.8
10. Morris Peterson, MSU	38	216	5.7

## Steals

Player-Team	G	Steals	Avg
1. Brian Cardinal, PU	34	78	2.29
Sergio McClain, ILL	31	71	2.29
3. Scoonie Penn, OSU	36	70	1.94
Mike Kelly, WI	32	62	1.94
5. Quincy Lewis, MN	27	50	1.85
6. Mateen Cleaves, MSU	38	69	1.82
7. Jason Singleton, OSU	36	64	1.78
Dan Earl, PSU	27	48	1.78
9. Luke Recker, IU	34	59	1.74
10. Dean Oliver, IA	30	51	1.70

## Blocked Shots

Player-Team	G	Blocks	Avg
1. Calvin Booth, PSU	27	95	3.52
2. Joel Przybilla, MN	28	84	3.00
3. Ken Johnson, OSU	36	100	2.78
4. Evan Eschmeyer, NU	29	48	1.66
5. Antoine Broxie, MN	27	40	1.48
6. Josh Asselin, MI	31	36	1.16
7. Fess Hawkins, ILL	32	36	1.13
8. J.R. Koch, IA	30	32	1.07
9. Brandon Smith, MI	30	30	1.00
10. Guy Rucker, IA	29	25	0.86



Sergio McClain tied for the Big Ten lead with 71 steals last season.

# '98-99 Game Summaries

## GAME 1

WAKE FOREST 75  
ILLINOIS 73

November 10, 1998 Madison Square Garden  
New York, NY Attendance: 13,239

The University of Illinois men's basketball team went into overtime in the season opener, only to fall to Wake Forest, 75-73, in the first round of the Coaches vs. Cancer Classic in Madison Square Garden.

Cory Bradford led the Illini charge with 20 points, while Sergio McClain added 17 points and junior transfer Cleotis Brown added 14 points. Rich Beyers hit a crucial three-pointer with time running out in regulation to knot the score, and send the game into overtime.

In the extra session, McClain opened the scoring by putting Illinois up 66-64 with a jumper. Wake Forest's Robert O'Kelley hit a trey to pull the Demon Deacons within one point and later hit two free throws to give his team a 74-73 lead. McClain was then called for a charge on the next possession, and Wake Forest held on for the 75-73 win.

UI (73)	FG-A	3P-A	FT-A	REB	PTS	A	TO	BK	S
Brown	6-13	0-1	2-3	7	14	2	3	0	2
Chukwudebe	3-4	0-0	2-2	2	8	1	1	0	0
Hawkins	3-3	0-0	1-2	8	7	0	2	0	1
Bradford	8-18	1-4	3-4	5	20	4	8	1	2
McClain	8-11	0-0	1-3	5	17	4	6	0	2
Davis	0-6	0-4	0-0	0	0	1	1	0	1
Beyers	2-6	1-3	0-0	3	5	3	2	1	0
Archibald	1-3	0-0	0-0	4	2	1	1	1	0
Mast	0-1	0-0	0-0	0	0	0	0	0	0
Ammons	0-0	0-0	0-0	0	0	1	1	0	0
Totals	31-65	2-12	9-14	41	73	17	26	3	8

FG%	1st: 11-23/47.8	2nd: 17-35/48.6	OT: 3-7/42.9	Game: .447
3PT%	1st: 0-4/0.00	2nd: 2-7/28.6	OT: 0-1/0.00	Game: .167
FT%	1st: 2-2/1.000	2nd: 4-8/50.0	OT: 3-4/75.0	Game: .643

WF (75)	FG-A	3P-A	FT-A	REB	PTS	A	TO	BK	S
Amonett	1-5	0-4	0-0	0	2	2	0	0	1
Songala	2-7	0-0	4-7	7	8	2	3	2	1
Vidaurreta	2-6	0-1	4-6	10	8	2	2	0	1
Griffin	0-3	0-0	0-0	0	0	0	3	0	0
O'Kelley	8-17	2-7	6-8	2	24	2	3	0	1
Dawson	2-3	2-3	2-2	2	8	0	0	0	0
Hicks	1-1	1-1	0-0	0	3	3	0	0	0
Shoemaker	3-7	0-0	1-1	7	7	0	2	0	2
Scott	4-10	0-0	0-0	2	8	0	0	0	1
Fitzpatrick	1-3	0-1	0-0	2	2	2	4	0	4
Murray	2-3	0-0	1-2	1	5	0	1	0	2
Totals	26-65	5-17	18-26	40	75	13	21	2	13

FG%	1st: 15-31/48.4	2nd: 9-27/33.3	OT: 2-7/28.6	Game: .400
3PT%	1st: 1-5/20.0	2nd: 3-8/37.5	OT: 1-4/25.0	Game: .294
FT%	1st: 2-3/66.7	2nd: 10-15/66.7	OT: 6-8/75.0	Game: .692

Score by Halves:	1st	2nd	OT	Game
Illinois	24	40	9	73
Wake Forest	33	31	11	75

## GAME 2

ILLINOIS 65  
GEORGETOWN 50

November 11, 1998 Madison Square Garden  
New York, NY Attendance: 12,589

The University of Illinois won its first game of the season by defeating Georgetown, 65-50, in the third place game of the Coaches vs. Cancer Classic at Madison Square Garden.

Illinois and the Hoyas kept it close through most of the half, but the Illini closed out the opening period with an 11-5 run in the final five minutes to take a 31-19 lead. The Illini jumped on the Hoyas early in the second half with a 10-4 run to build an 18-point lead with 15 minutes remaining. Georgetown tried to chip away at the deficit, but could never get closer than 13 points.

Cory Bradford led the Orange and Blue for the second straight game with 19 points and another first-year player, Robert Archibald, came off the bench to add 14. Sergio McClain and Rich Beyers also contributed with 11 and 10 points, respectively. Illinois won the rebounding edge, 44-30.

UI (65)	FG-A	3P-A	FT-A	REB	PTS	A	TO	BK	S
Brown	0-6	0-1	0-0	6	0	2	3	0	2
Chukwudebe	2-5	0-0	0-0	2	4	0	2	0	1
Hawkins	2-11	0-0	0-0	3	4	1	2	0	1
Bradford	6-8	4-5	3-4	5	10	2	1	0	1
McClain	4-9	0-0	3-3	3	11	3	4	0	2
Beyers	3-10	1-4	3-3	4	10	3	3	1	1
Johnson	0-0	0-0	3-4	5	3	3	2	1	1
Archibald	6-9	0-0	2-3	5	14	0	1	1	1
Campbell	0-1	0-0	0-0	0	0	0	0	0	0
Totals	23-59	5-10	14-17	44	65	15	20	3	10

FG%	1st: 11-28/39.3	2nd: 12-31/38.7	Game: .390
3PT%	1st: 3-6/50.0	2nd: 2-4/50.0	Game: .500
FT%	1st: 6-8/75.0	2nd: 8-9/88.9	Game: .824

GU (50)	FG-A	3P-A	FT-A	REB	PTS	A	TO	BK	S
Burton	0-1	0-1	2-3	5	2	0	3	0	1
Watkins	4-8	0-1	2-3	7	10	6	2	4	0
Bountjje Bountjje	3-6	0-0	0-3	6	6	0	3	2	0
Braswell	4-12	1-4	0-0	0	9	1	5	0	3
Perry	4-11	0-3	2-5	3	10	2	3	0	3
Taylor	3-6	1-1	2-2	1	9	0	2	0	1
Gibson	0-1	0-0	0-0	0	0	0	0	0	0
Touomou	0-0	0-0	0-0	0	0	0	1	0	0
Kilpatrick	1-3	0-0	2-3	3	4	0	0	0	0
Jackson	0-0	0-0	0-0	0	0	0	0	0	0
Bolden	0-0	0-0	0-0	0	0	0	1	1	0
Totals	19-48	2-10	10-19	30	50	3	20	7	8

FG%	1st: 7-20/35.0	2nd: 12-28/42.9	Game: .396
3PT%	1st: 1-4/25.0	2nd: 1-6/16.7	Game: .200
FT%	1st: 4-8/50.0	2nd: 6-11/54.5	Game: .526

Score by Halves:	1st	2nd	Game
Illinois	31	34	65
Georgetown	19	31	50

## GAME 3

GEO. WASHINGTON 64  
ILLINOIS 58

November 17, 1998 Assembly Hall  
Champaign, IL Attendance: 10,683

Back-to-back scores converted from backcourt steals by Roey Eyal and Shawnta Rogers turned a late deficit into a non-conference road win for George Washington in a 64-58 victory over Illinois in Champaign.

Illinois stormed back from a seven point deficit with seven minutes remaining to take a 54-52 edge when Lucas Johnson hit cutter Fess Hawkins for a reverse layup off the glass with 2:49 to go. Illinois extended its lead to four on a Robert Archibald free throw line jumper with 1:09 left.

Following a GW time out, Rogers pulled up off the dribble to stick a three from the top of the key over an outstretched Sergio McClain to pull the Colonials within one with :48 remaining. Free throws were exchanged to tie the score at 58-58 with 11 seconds on the clock.

Illinois, with starting point guard Cory Bradford fouled out, turned the ball over in its own backcourt twice in the game's final seconds. Eyal swiped the ball from McClain and laid in an off-balanced shot off the glass to put GW up two. Rogers, who led the Colonials with 19, then stole the ball from Cleotis Brown under the basket, drew a foul and made the game-clinching free throws.

UI (58)	FG-A	3P-A	FT-A	REB	PTS	A	TO	BK	S
Chukwudebe	1-3	0-0	0-0	3	2	1	1	0	0
McClain	0-11	0-2	4-8	1	4	4	3	0	4
Hawkins	4-8	0-0	2-2	7	10	0	3	1	1
Bradford	2-9	1-2	0-2	1	5	1	3	0	0
Brown	7-12	3-3	2-2	9	19	1	3	1	0
Davis	1-2	0-1	0-0	2	2	0	0	0	0
Mast	0-0	0-0	0-1	0	0	1	1	0	0
Archibald	3-6	0-0	5-6	7	11	2	4	1	1
Johnson	0-4	0-0	3-3	5	3	1	2	0	1
Beyers	1-2	0-1	0-0	2	2	0	2	0	0
Totals	19-58	4-9	16-26	43	58	11	22	3	7

FG%	1st: 9-30/30.0	2nd: 10-28/35.7	Game: .328
3PT%	1st: 1-4/25.0	2nd: 3-5/60.0	Game: .444
FT%	1st: 2-2/1.000	2nd: 14-24/58.3	Game: .615

CW (64)	FG-A	3P-A	FT-A	REB	PTS	A	TO	BK	S
de Miranda	2-5	0-0	2-5	12	6	0	2	2	2
Mescherakov	4-14	0-4	7-8	6	15	3	5	1	0
Roma	1-2	0-0	0-0	3	2	1	1	2	0
King	4-16	0-4	6-10	6	14	0	7	0	5
Rogers	5-13	2-6	7-8	4	19	4	2	0	3
Eyal	2-4	0-0	0-0	1	4	1	2	0	1
Sola	1-3	0-2	1-2	2	3	0	0	0	0
Smith	0-0	0-0	1-2	0	1	0	0	0	0
Ngoenha	0-1	0-0	0-0	1	0	0	1	0	1
Totals	19-58	2-16	24-35	38	64	9	20	5	12

FG%	1st: 12-33/36.4	2nd: 7-25/28.0	Game: .328
3PT%	1st: 0-8/0.00	2nd: 2-8/25.0	Game: .125
FT%	1st: 6-8/75.0	2nd: 18-27/66.7	Game: .686

Score by Halves:	1st	2nd	Game
Geo. Washington	30	34	64
Illinois	21	37	58



# '98-99 Game Summaries

## GAME 4

**ILLINOIS** 70  
**ST. LOUIS** 65

November 20, 1998 Assembly Hall  
Champaign, IL Attendance: 12,586

The Fighting Illini went down to the wire with its opponent for the third time in four games, but this time things were different. Illinois used clutch free-throw shooting to edge the Billikens, 70-65. The Illini were led by Sergio McClain and his career-high 24 points.

Illinois shot 26-32 (81%) from the foul line; including 20-23 (87%) in the second-half. The Illini led 14-13 with 8:27 left in the first-half, but would not lead again until an acrobatic bank-shot by McClain with a 3:09 to play. The lead changed hands once again, but two free-throws by McClain with 1:38 left gave the Orange and Blue the lead for good. McClain was 8-9 from the charity stripe in the game, all coming in the second-half.

Point-guard Cory Bradford added 12 points and center Fess Hawkins got a hard-earned 11 points to go along with seven rebounds. McClain also played big defensively with three steals.

UI (70)	FG-A	3P-A	FT-A	REB	PTS	A	TO	BK	S
Archibald	1-2	0-0	2-2	4	4	1	0	1	0
Brown	0-3	0-0	2-2	3	2	1	2	0	0
Hawkins	3-8	0-0	5-5	7	11	3	2	3	1
Bradford	3-13	2-6	4-6	4	12	3	2	0	1
McClain	8-12	0-0	8-9	4	24	1	3	0	3
Chukwudebe	3-6	0-0	3-5	6	9	0	1	2	0
Mast	0-0	0-0	2-3	1	2	0	1	0	0
Johnson	2-3	0-0	0-0	1	4	1	0	0	0
Campbell	0-2	0-0	0-0	3	0	1	0	0	1
Beyers	1-2	0-1	0-0	0	2	0	2	0	0
Totals	21-51	2-7	26-32	36	70	11	14	6	6

FG%	1st: 8-21/381	2nd: 13-30/433	Game: 412
3PT%	1st: 1-5/200	2nd: 1-2/500	Game: 286
FT%	1st: 6-9/667	2nd: 20-23/870	Game: 813

SLU (65)	FG-A	3P-A	FT-A	REB	PTS	A	TO	BK	S
Cobbin	3-9	3-5	0-0	0	9	3	0	0	0
Luechtefeld	6-14	0-3	1-3	4	13	3	1	0	0
Bansak	1-2	0-0	1-2	2	3	1	2	0	1
Roberson	2-3	0-1	2-3	4	6	2	0	1	0
Walker	2-8	1-2	7-9	3	12	5	4	0	2
Ferguson	1-4	0-2	1-1	1	3	0	0	0	0
Redden	2-4	2-3	1-4	6	7	2	2	1	0
Cranford	0-0	0-0	0-0	0	0	0	2	0	0
Simmons	2-2	2-2	0-0	3	6	1	0	0	0
Heinrich	3-9	0-0	0-3	8	6	0	3	2	0
Totals	22-55	8-18	13-25	34	65	17	14	4	3

FG%	1st: 10-27/370	2nd: 12-28/429	Game: 400
3PT%	1st: 3-7/429	2nd: 5-11/455	Game: 444
FT%	1st: 8-11/727	2nd: 5-14/357	Game: 520

Score by Halves:	1st	2nd	Game
Saint Louis	31	34	65
Illinois	23	47	70

## GAME 5

**ILLINOIS** 71  
**TENN.-MARTIN** 35

November 23, 1998 Assembly Hall  
Champaign, IL Attendance: 10,496

Lon Kruger's Fighting Illini basketball team moved to 3-2 on the season as they trounced Tennessee-Martin, 71-35, at the Assembly Hall. Illinois outscored UTM 45-14 in the second-half to create the large margin of victory.

While the Illini had a poor shooting effort in the first-half (29%), they went into the half with a slim 26-21 lead. A rebounding advantage of seven and defensive hustle allowed the Orange and Blue to battle through their first-half shooting difficulties. Illinois looked like a different team offensively in the second-half, shooting 57 percent from the field.

Cleotis Brown led the way for Illinois with 13 points on 6-of-12 shooting. Cory Bradford added 11 points and Sergio McClain had another good effort with 10 points.

UI (71)	FG-A	3P-A	FT-A	REB	PTS	A	TO	BK	S
Archibald	2-5	0-0	0-0	3	4	0	4	0	0
Brown	6-12	0-0	1-2	6	13	1	1	0	2
Hawkins	2-8	0-0	0-0	10	4	1	1	2	1
Bradford	4-11	3-4	0-0	4	11	0	2	0	3
McClain	4-8	0-0	2-2	7	10	2	3	0	2
Chukwudebe	3-7	0-0	2-2	6	8	2	1	0	0
Davis	2-6	1-5	0-0	1	5	0	0	1	0
Mast	1-2	1-1	0-0	0	3	1	0	0	1
Johnson	1-3	0-0	2-2	4	4	3	1	0	0
Ammons	1-1	0-0	0-0	2	2	0	0	0	0
Campbell	0-0	0-0	0-0	0	0	0	0	0	0
Beyers	3-3	1-1	0-0	1	7	0	1	0	2
Totals	29-66	6-11	7-8	47	71	10	14	3	11

FG%	1st: 9-31/290	2nd: 20-35/571	Game: 439
3PT%	1st: 3-5/600	2nd: 3-6/500	Game: 545
FT%	1st: 5-6/833	2nd: 2-2/1000	Game: 875

UTM (35)	FG-A	3P-A	FT-A	REB	PTS	A	TO	BK	S
Corley	1-2	0-0	0-1	4	2	0	2	0	1
Crumbly	6-12	2-7	1-2	5	15	0	4	1	2
DeMichael	3-15	1-5	0-0	10	7	3	5	2	0
Giffin	1-5	0-2	2-3	4	4	1	6	0	0
Betts	1-8	0-5	2-2	3	4	1	6	0	0
Ohlsen	1-3	1-3	0-0	0	3	0	1	0	0
Johnson	0-1	0-0	0-0	0	0	0	0	0	0
Jordan	0-4	0-2	0-0	2	0	2	2	0	0
DeVilder	0-0	0-0	0-0	0	0	0	0	0	0
Hassett	0-2	0-2	0-0	0	0	0	1	0	0
Totals	13-52	4-26	5-8	30	35	10	24	3	7

FG%	1st: 8-27/296	2nd: 5-25/290	Game: 250
3PT%	1st: 3-13/231	2nd: 1-13/077	Game: 154
FT%	1st: 2-3/667	2nd: 3-5/600	Game: 625

Score by Halves:	1st	2nd	Game
UT-Martin	21	14	35
Illinois	26	45	71

## GAME 6

**ILLINOIS** 71  
**TEXAS-PAN AM.** 56

November 28, 1998 Fieldhouse  
Edinburg, TX Attendance: 2,463

The University of Illinois men's basketball team survived an early scare at Texas Pan-American, as the visitors faced a four-point deficit at the half before rallying to a 71-56 victory on Saturday night.

Texas Pan-American, where Illinois' Lon Kruger got his first head coaching job, shot 45 percent in the first half, including three of three from beyond the arc, to take a 37-33 lead into the break. The Illini rallied in the second half, quickly overtaking the lead and cruising to a 71-56 victory.

Cleotis Brown led the Orange and Blue with a career-high 24 points while Victor Chukwudebe came off the bench to earn a double-double with 13 points and 13 rebounds.

Pan Am (56)	FG-A	3P-A	FT-A	REB	PTS	A	TO	BK	S
Jackson	2-13	0-4	0-0	5	4	3	5	1	1
Gibbs	1-2	0-0	0-0	2	2	1	2	0	0
Palmquist	2-6	0-0	0-0	12	4	1	2	0	3
Rios	1-9	0-7	0-0	2	2	7	3	0	5
Merrweather	8-22	4-9	2-2	1	22	1	2	0	2
Braxton	4-8	2-4	1-1	3	11	1	1	0	3
Banks	2-3	1-1	0-0	0	5	0	2	0	1
Green	3-7	0-3	0-0	1	6	0	2	0	2
Simpkins	0-0	0-0	0-0	0	0	0	0	0	1
Totals	23-70	7-28	3-3	30	56	14	19	1	18

FG%	1st: 15-33/455	2nd: 8-37/216	Game: 329
3PT%	1st: 4-13/308	2nd: 3-15/200	Game: 250
FT%	1st: 3-3/1,000	2nd: 0-0/000	Game: 1,000

UI (71)	FG-A	3P-A	FT-A	REB	PTS	A	TO	BK	S
Archibald	2-3	0-0	2-4	4	6	2	2	0	1
McClain	3-8	0-0	3-4	7	9	2	7	0	0
Hawkins	1-3	0-0	1-2	1	3	0	0	1	1
Bradford	1-5	1-4	1-2	2	4	2	3	0	1
Brown	10-17	1-2	3-8	8	24	3	3	1	4
Chukwudebe	6-10	0-0	1-2	13	13	0	1	2	1
Davis	0-3	0-0	0-0	2	0	0	0	1	1
Mast	2-3	2-3	2-2	1	8	2	5	0	3
Johnson	1-2	0-0	2-2	7	4	3	3	0	0
Beyers	0-3	0-2	0-0	0	0	0	3	0	1
Totals	26-57	4-11	15-26	53	71	14	27	5	13

FG%	1st: 11-26/423	2nd: 15-31/484	Game: 456
3PT%	1st: 2-5/400	2nd: 2-6/333	Game: 364
FT%	1st: 9-18/500	2nd: 6-8/750	Game: 577

Score by Halves:	1st	2nd	Game
Illinois	33	38	71
Pan American	37	19	56



# '98-99 Game Summaries

## GAME 7

**ILLINOIS** 53  
**VALPARAISO** 49  
 November 30, 1998 Assembly Hall  
 Champaign, IL Attendance: 10,842

The Illini used a well balanced attack to control the first half of their contest against the Crusaders. Cory Bradford was the front-runner in scoring with seven points, and Arias Davis added two three-pointers to contribute to Illinois' 28-23 halftime lead. The Illini also held the defensive advantage. The team had a total of seven steals during the period including three by Cleotis Brown.

Early in the second half, Valparaiso coach Homer Drew was given a technical foul which enabled the Illini to take an 11 point lead. The Crusaders bounced back though, taking a 41-40 lead when Terrance Price was fouled while shooting a lay-up and completed the three point play. Illinois regained the lead on the next possession and controlled the remainder of the game. Sergio McClain paced the Illini with 14 points in the 53-49 victory.

UI (53)	FG-A	3P-A	FT-A	REB	PTS	A	TO	BK	S
Archibald	0-1	0-0	0-2	5	0	1	1	2	0
Brown	2-5	0-0	3-6	4	7	1	5	0	5
Hawkins	3-5	0-0	1-3	1	7	0	1	1	3
Bradford	2-14	1-6	5-6	0	10	2	1	0	0
McClain	4-9	1-3	5-6	5	14	0	4	0	2
Chukwudebe	0-0	0-0	1-2	6	1	2	0	1	1
Davis	2-5	2-5	0-0	0	6	1	2	0	0
Mast	0-0	0-0	0-0	0	0	0	0	0	0
Johnson	0-0	0-0	1-2	2	1	1	1	0	0
Beyers	2-6	1-2	2-2	2	7	2	1	0	2
Totals	15-45	5-16	18-29	30	53	9	18	3	13

FG%	1st: 9-23/391	2nd: 6-22/273	Game: 333
3PT%	1st: 4-12/333	2nd: 1-4/250	Game: 313
FT%	1st: 6-10/600	2nd: 12-19/632	Game: 621

VU (49)	FG-A	3P-A	FT-A	REB	PTS	A	TO	BK	S
Vujic	2-5	0-0	2-5	8	6	0	3	1	0
Barton	3-6	2-3	2-2	8	10	3	5	0	3
Viskovic	1-2	0-0	1-4	2	3	0	2	0	1
Srovall	1-10	0-4	4-6	4	6	2	2	0	0
Tonnagel	2-5	1-3	1-2	2	6	2	3	1	2
Punda	0-2	0-1	1-2	1	1	1	1	0	0
Price	4-6	0-2	3-3	1	11	0	3	0	0
Thomason	1-2	0-0	0-0	1	2	0	1	1	0
Jenkins	2-5	0-3	0-0	5	4	2	3	0	0
Totals	16-43	3-16	14-24	33	49	10	23	3	7

FG%	1st: 8-20/400	2nd: 8-23/348	Game: 372
3PT%	1st: 3-8/375	2nd: 0-8/000	Game: 188
FT%	1st: 4-6/667	2nd: 10-18/556	Game: 583

Score by Halves:	1st	2nd	Game
Valparaiso	23	26	49
Illinois	28	25	53

## GAME 8

**ILLINOIS** 53  
**BRADLEY** 48  
 December 5, 1998 United Center  
 Chicago, IL Attendance: 11,084

The Illini won their fourth United Center game under Lon Kruger, edging out Bradley 53-48, in a low-scoring contest featuring poor shooting and 43 combined turnovers.

Bradley jumped out to an early lead by scoring nine of the first 12 points. The Illini responded, as freshmen Cory Bradford and Lucas Johnson combined for nine points in an 11-0 run to take a 14-9 lead with 10:12 left in the half. The Illini ended the half on a 10-4 run, sparked by two free throws by freshman Damir Krupalija. Krupalija who was originally supposed to redshirt the season, was inserted into the lineup during the first half of the game.

Despite a five-point lead at the break, the Illini never took over the game, as Bradley stayed close throughout the second half. UI built a nine-point cushion, at 51-42 with 1:32 left in the game, and held on for the 53-48 victory.

Junior guard Cleotis Brown led all scorers with 16 points and added 5 boards, while Cory Bradford scored 11 points.

UI (53)	FG-A	3P-A	FT-A	REB	PTS	A	TO	BK	S
Archibald	0-3	0-0	1-2	3	1	0	4	0	0
Brown	5-12	1-2	5-8	5	16	1	2	2	3
Chukwudebe	2-6	0-0	0-0	10	4	0	0	1	0
Bradford	4-9	1-4	2-3	3	11	1	8	0	1
McClain	1-7	0-0	2-7	2	4	3	4	0	2
Hawkins	2-4	0-0	5-6	7	9	1	3	0	1
Mast	0-0	0-0	0-0	0	0	0	0	0	0
Johnson	1-3	1-1	3-4	2	6	2	2	0	0
Krupalija	0-1	0-0	2-4	2	2	0	0	0	1
Beyers	0-0	0-0	0-0	1	0	1	0	0	0
Totals	15-45	3-7	20-34	43	53	9	23	3	8

FG%	1st: 6-21/286	2nd: 9-24/375	Game: 333
3PT%	1st: 3-5/600	2nd: 0-2/000	Game: 429
FT%	1st: 10-18/556	2nd: 10-16/625	Game: 588

BU (48)	FG-A	3P-A	FT-A	REB	PTS	A	TO	BK	S
Hall	1-1	0-0	1-2	2	3	0	5	0	1
Robinson	2-8	1-2	7-8	6	12	0	2	0	2
Kotta	0-1	0-0	2-2	2	2	0	1	0	0
Dye	2-9	0-4	6-6	6	10	4	4	0	3
Roberson	4-9	1-4	0-1	6	9	2	5	0	3
Lec	0-1	0-0	0-1	0	0	0	0	0	0
Kirsh	1-8	0-0	0-1	0	0	0	0	0	0
Clancy	0-0	0-0	0-0	0	0	0	0	0	1
Schairer	3-8	2-7	0-0	3	8	0	1	0	1
Atkins	0-2	0-0	0-0	2	0	0	0	0	1
Totals	13-47	4-17	18-24	34	48	6	20	1	13

FG%	1st: 5-21/238	2nd: 8-26/308	Game: 333
3PT%	1st: 3-8/375	2nd: 1-9/111	Game: 235
FT%	1st: 7-11/636	2nd: 11-13/846	Game: 625

Score by Halves:	1st	2nd	Game
Bradley	20	28	48
Illinois	25	28	53

## GAME 9

**ILLINOIS** 70  
**EASTERN ILLINOIS** 67  
 December 12, 1999 Assembly Hall  
 Champaign, IL Attendance: 12,273

The Fighting Illini men's basketball team once again went down to the wire before claiming victory as they edged the Eastern Illinois Panthers 70-67.

Prior to the game, the current Illini received the 1997-98 Big Ten Championship season by raising a new banner to the roof of Assembly Hall. Former Illini Brian Johnson and David Freeman were on-hand for the ceremony.

The Illini trailed for most of the first half, but managed to grab back the lead on three occasions thanks to Cory Bradford's 12 first-half points. Predominantly playing the shooting guard position for the first time, Bradford led all scorers in the game with 19 points.

The fast-paced action continued in the second-half with similar results for the Illini as they fell down by nine points with 14:45 remaining. Illinois then came out after a 20-second time out and ran off a 15-6 run over the next eight minutes.

Sergio McClain took over the point guard duties and added 11 points. Brown added 15 points, including two clutch baskets late in the game. The Illini out-rebounded EIU, 35-24, but the visitors out-shot UI, 49 percent to 46 percent from the floor. Eastern also canned eight three pointers, including five in the first half.

UI (70)	FG-A	3P-A	FT-A	REB	PTS	A	TO	BK	S
Archibald	0-1	0-0	0-0	2	0	0	2	0	0
Brown	5-12	0-1	5-6	8	15	4	1	1	1
Chukwudebe	1-5	0-0	0-2	9	2	1	1	1	1
Bradford	7-10	3-4	2-2	0	19	2	2	0	2
McClain	4-11	0-0	3-5	2	11	3	5	0	5
Davis	1-1	1-1	0-0	1	3	0	0	0	0
Hawkins	3-5	0-0	1-5	5	7	1	0	0	0
Mast	0-0	0-0	0-0	0	1	1	0	0	0
Johnson	0-0	0-0	3-4	1	3	0	0	1	0
Krupalija	1-2	0-0	0-0	1	2	0	1	0	0
Beyers	4-9	0-3	0-0	4	8	0	0	1	0
Totals	26-56	4-9	14-24	35	70	12	13	4	9

FG%	1st: 13-31/419	2nd: 13-25/520	Game: 464
3PT%	1st: 3-6/500	2nd: 1-3/333	Game: 444
FT%	1st: 3-7/429	2nd: 11-17/647	Game: 583

EIU (67)	FG-A	3P-A	FT-A	REB	PTS	A	TO	BK	S
Polite	4-10	3-7	0-0	4	11	0	1	0	1
Forrest	3-4	0-1	2-2	1	8	1	1	0	1
Shaver	2-2	0-0	2-4	4	6	0	0	0	0
Owens	1-5	1-2	0-0	3	3	8	6	0	4
Hill	5-12	2-3	1-1	1	13	3	3	0	1
Kristou	3-5	2-4	2-2	0	10	1	2	0	0
Joseph	3-4	0-0	3-3	4	9	1	1	0	0
Hibbler	1-2	0-0	0-1	4	2	0	2	0	0
Sharp	2-5	0-0	1-3	2	5	1	0	0	0
Totals	24-49	8-17	11-16	24	67	1	0	0	0

FG%	1st: 13-28/464	2nd: 11-21/524	Game: 490
3PT%	1st: 5-10/500	2nd: 3-7/429	Game: 471
FT%	1st: 6-8/750	2nd: 5-8/625	Game: 688

Score by Halves:	1st	2nd	Game
Eastern Illinois	37	30	67
Illinois	32	38	70





# '98-99 Game Summaries

## GAME 10

**#13 Kansas** 65  
**ILLINOIS** 55  
 December 19, 1998 Kemper Arena  
 Kansas City, MO Attendance: 13,728

Illinois' six-game win streak came to an end as No. 13 Kansas took advantage of 27 Illini turnovers and a huge disparity at the free throw line to pull away for a 65-55 win at Kemper Arena in Kansas City, Mo.

Both teams struggled from the floor, as the Jayhawks shot only 37 percent while the Illini hit at 33 percent. Illinois out-rebounded Kansas 52-36, including 22 offensive boards, but could not overcome 27 turnovers.

Cory Bradford poured in a game-high 26 points, including 6-7 from three-point range, while Cleotis Brown added 12 points and nine rebounds. Kansas was paced by the inside-outside duo of Eric Chenowith and Ryan Robertson. Chenowith dominated the post with 18 points, nine boards and seven blocked shots while Robertson hit 10 of 10 free throws on his way to 18 points.

UK (65)	FG-A	3P-A	FT-A	REB	PTS	A	TO	BK	S
Gregory	1-4	1-1	0-4	0	3	0	1	1	0
Bradford	5-11	2-2	1-2	10	13	4	2	0	3
Chenowith	6-15	0-0	6-10	9	18	1	0	7	0
Robertson	3-9	2-4	10-10	2	18	5	3	0	3
Boscher	1-9	0-7	2-2	3	4	1	4	0	2
Nooner	0-0	0-0	1-2	0	1	0	0	0	1
Cary	0-0	0-0	0-0	1	0	0	0	0	0
London	1-2	0-0	0-0	4	2	0	2	1	0
Pugh	3-4	0-0	0-2	2	6	0	4	0	1
Totals	20-54	5-14	20-32	36	65	11	16	9	10

FG%	1st: 9-24/375	2nd: 11-30/367	Game: 370
3PT%	1st: 3-7/429	2nd: 2-7/286	Game: 357
FT%	1st: 8-11/727	2nd: 12-21/571	Game: 625

UI (55)	FG-A	3P-A	FT-A	REB	PTS	A	TO	BK	S
Brown	4-13	0-2	4-5	9	12	3	3	0	2
Beyers	1-3	0-1	0-0	3	2	0	1	1	0
Hawkins	3-7	0-0	1-3	7	7	0	5	1	2
Bradford	10-22	6-7	0-0	5	26	3	3	0	1
McClain	0-5	0-1	0-2	3	0	1	5	0	1
Chukwuudebe	2-3	0-0	2-2	8	6	0	1	1	1
Mast	0-3	0-2	0-0	1	3	1	0	1	1
Archibald	1-2	0-0	0-0	1	2	0	2	0	1
Johnson	0-4	0-1	0-0	5	0	0	2	0	0
Krupalija	0-1	0-0	0-1	7	0	0	4	1	0
Totals	21-63	6-14	7-13	52	55	10	27	4	9

FG%	1st: 7-27/259	2nd: 14-26/389	Game: 333
3PT%	1st: 1-4/250	2nd: 5-10/500	Game: 429
FT%	1st: 6-8/750	2nd: 1-5/200	Game: 538

Score by Halves:	1st	2nd	Game
Illinois	21	34	55
Kansas	29	36	65

## GAME 11

**MISSOURI** 67  
**ILLINOIS** 62  
 December 22, 1998 Kiel Center  
 St. Louis, MO Attendance: 22,471

Missouri and Illinois battled it out in another memorable Braggin' Rights contest. The Tigers and the Illini played to a draw in the first half. The Tigers were in the lead most of the half but a jumper by Fess Hawkins with 33 seconds left in the period tied the score at 25 going into the break. Both teams shot under 35% for the half.

Hawkins got the Illini started early in the second half by hitting another jump shot that gave Illinois the first lead of the second half. However, Missouri took over after that and work their way up to an 11 point advantage. Illinois hit three pointers on its next three positions to cut the deficit to 52-47 with 5:15 remaining in the contest. The Tigers built their lead back up to 11 points before the Illini comeback with three more three pointers in the final two minutes of the game. Despite the offensive attack, the Illini fell five points short as they lost to the Tigers 67-62.

UI (62)	FG-A	3P-A	FT-A	REB	PTS	A	TO	BK	S
Archibald	0-3	0-0	0-0	2	0	0	3	0	0
Brown	4-12	2-4	1-	5	11	5	3	0	1
Hawkins	4-9	0-0	2-2	7	10	2	1	1	1
Bradford	7-16	3-7	0-0	2	17	3	2	0	2
McClain	4-10	4-5	2-2	5	14	3	5	0	1
Chukwuudebe	1-2	0-0	0-0	1	2	0	0	0	0
Davis	0-0	0-0	0-0	0	0	0	1	0	0
Mast	0-1	0-1	0-0	1	0	0	0	0	0
Johnson	0-1	0-1	2-2	1	2	1	4	0	1
Krupalija	1-2	0-1	4-6	6	6	0	0	0	0
Beyers	0-2	0-0	0-0	0	0	0	0	1	1
Totals	21-58	9-19	11-13	34	62	14	20	2	7

FG%	1st: 9-29/310	2nd: 12-29/414	Game: 362
3PT%	1st: 2-4/500	2nd: 7-15/467	Game: 474
FT%	1st: 5-7/714	2nd: 6-6/1,000	Game: 846

UM (67)	FG-A	3P-A	FT-A	REB	PTS	A	TO	BK	S
Parker	3-7	1-3	3-6	5	10	1	1	0	2
White	4-11	0-1	3-4	7	11	3	6	0	0
Schumacher	1-1	0-0	0-0	1	2	0	3	2	1
Grawler	2-5	2-4	2-2	0	8	4	0	0	4
Woods	5-11	2-5	3-4	1	15	2	1	0	0
Gilbert	0-0	0-0	0-1	0	0	0	0	0	0
Dooling	1-3	0-0	1-1	2	3	2	4	0	1
Hafer	3-4	0-0	1-2	10	7	0	4	0	0
Hardge	3-5	0-0	5-8	3	11	0	2	1	0
Totals	22-47	5-13	18-28	35	67	12	21	3	8

FG%	1st: 8-25/320	2nd: 14-22/636	Game: 468
3PT%	1st: 3-10/300	2nd: 2-3/667	Game: 385
FT%	1st: 6-8/750	2nd: 12-20/600	Game: 643

Score by Halves:	1st	2nd	Game
Illinois	25	37	62
Missouri	25	42	67

## GAME 12

**ILLINOIS** 67  
**#14 CLEMSON** 50  
 December 29, 1998 Bilo Center  
 Greenville, SC Attendance: 14,687

Seldom-used guard Arias Davis exploded for a career-high 20 points, including four treys, to lead the Illini to a 67-50 upset of No. 16 Clemson in Greenville, S.C.

Davis had totaled only 16 points in the first 11 games of the season before tallying 20 points against Clemson. He hit 4-8 three-pointers and 6-8 free throws in a season-high 22 minutes of play off the bench.

The Illini were scoreless nearly seven minutes into the game, but Clemson could build only a 7-0 advantage during that time. Davis was the spark for Illinois, hitting his second trey to put UI ahead for the first time. That shot sparked a 9-2 run to give the Illini a 20-15 advantage.

Illinois broke the game open in the second half, scoring 11 of the first 12 points after the break to build a 38-23 lead. From there, Clemson never cut the lead below double digits.

Cory Bradford added 16 points for the Illini and Sergio McClain scored 12 points. Illinois' dominance on the boards was reflected by first-year Illini Damir Krupalija and Fess Hawkins, as the duo grabbed 11 and 10 rebounds respectively. Clemson was led by Terrell McIntyre's 15 points and Harold Jamison's 17 rebounds.

UI (67)	FG-A	3P-A	FT-A	REB	PTS	A	TO	BK	S
Chukwuudebe	2-2	0-0	0-0	2	4	0	0	0	4
Brown	2-5	1-1	2-2	6	7	1	1	0	0
Hawkins	0-1	0-0	0-0	10	0	0	1	0	0
Bradford	5-12	3-8	3-4	1	16	2	1	0	1
McClain	4-13	0-3	4-6	3	12	4	4	1	6
Davis	5-12	4-8	6-8	3	20	0	1	0	0
Krupalija	1-2	0-0	2-2	11	4	4	4	1	1
Johnson	1-2	0-1	0-1	2	2	1	3	0	0
Archibald	1-2	0-0	0-0	1	2	0	2	0	1
Mast	0-1	0-1	0-0	1	0	1	0	0	1
Totals	21-52	8-22	17-23	43	67	13	17	2	14

FG%	1st: 9-27/333	2nd: 12-25/480	Game: 404
3PT%	1st: 4-12/333	2nd: 4-10/400	Game: 364
FT%	1st: 5-9/556	2nd: 12-14/857	Game: 739

CU (50)	FG-A	3P-A	FT-A	REB	PTS	A	TO	BK	S
Whitt	0-8	0-1	1-2	2	1	2	0	1	1
Jamison	3-7	0-0	3-6	10	9	1	1	0	0
Wideman	2-5	0-0	0-1	5	4	0	1	0	1
Miller	1-5	0-3	1-2	1	3	3	5	0	1
McIntyre	5-17	1-8	4-4	3	15	3	7	0	3
Solomon	2-6	1-3	4-6	1	9	1	2	0	4
Christie	2-3	2-3	0-0	1	6	0	2	0	0
Jurkunas	1-3	1-2	0-1	3	3	0	0	0	0
Allenspach	0-2	0-0	0-0	2	0	0	0	1	0
Gilmore	0-0	0-0	0-0	1	0	0	0	0	0
Totals	16-56	5-20	13-22	37	50	10	18	2	10

FG%	1st: 7-27/259	2nd: 9-29/310	Game: 286
3PT%	1st: 0-6/600	2nd: 5-14/357	Game: 250
FT%	1st: 8-13/615	2nd: 5-9/556	Game: 591

Score by Halves:	1st	2nd	Game
Illinois	27	40	67
Clemson	22	28	50



# '98-99 Game Summaries

## GAME 13

#10 INDIANA 62  
ILLINOIS 53

January 3, 1999 Assembly Hall  
Bloomington, IN Attendance: 7,249

Illinois opened the conference slate on the road against rival Indiana. In a back-and-forth first half, the Fighting Illini took their biggest lead of the game at 26-22 on a Damir Krupalija layup with 4:26 remaining. IU responded to tie the score and the half ended with both teams knotted at 28-28.

The Hoosiers quickly took a four-point lead to start the second half before the Illini rallied. A Cory Bradford three-pointer tied the score at 34-34 and a jumper by Victor Chukwudebe put Illinois ahead 38-37 with 11:54 left in the game. On the next possession, Recker hit the first of three consecutive treys to spark an 11-1 run that put the Hoosiers ahead 48-39. Recker's outburst was exactly what Indiana was looking for, and the hosts never looked back, holding on for the 62-53 victory.

The Illini turned the ball over 18 times and could hit only 9-19 from the line, compared to 19-28 by Indiana. The Hoosiers also held a 21-7 advantage in points off of turnovers in the game.

UI (53)	FG-A	3P-A	FT-A	REB	PTS	A	TO	BK	S
Archibald	0-1	0-0	0-2	3	0	0	0	0	0
Brown	1-4	1-1	2-2	2	5	1	3	0	0
Hawkins	5-7	0-0	0-0	9	10	1	3	0	0
Bradford	6-17	2-8	0-1	0	14	2	3	0	0
McClain	1-5	0-3	3-6	4	5	5	7	0	1
Davis	2-10	2-9	0-0	1	6	0	2	0	2
Chukwudebe	1-2	0-0	0-0	2	2	0	0	0	0
Krupalija	2-5	0-1	4-8	16	8	0	1	1	0
Johnson	1-2	1-1	0-0	1	3	1	0	0	1
Mast	0-2	0-1	0-0	1	0	1	0	0	0
Totals	19-55	6-24	9-19	42	53	12	18	4	5

FG%	1st: 10-32/.313	2nd: 9-23/.391	Game: .345
3PT%	1st: 4-15/.267	2nd: 2-9/.222	Game: .250
FT%	1st: 4-5/.800	2nd: 5-14/.357	Game: .474

IU (62)	FG-A	3P-A	FT-A	REB	PTS	A	TO	BK	S
Recker	8-18	3-7	4-5	6	23	3	2	0	2
Washington	0-6	0-0	8-10	6	8	1	0	1	2
Richardson	1-4	0-0	1-2	4	3	0	1	1	0
Turner	2-4	0-1	0-2	6	4	1	1	1	1
Guyton	6-14	0-5	2-3	7	14	0	2	0	0
Gladness	1-3	0-0	0-0	6	2	1	1	0	1
Eife	1-3	0-2	0-0	0	2	3	0	0	0
Randle El	0-0	0-0	0-0	0	0	0	2	0	0
Odle	0-1	0-0	0-0	0	0	0	0	0	0
Lewis	0-1	0-0	4-6	3	4	1	2	0	2
Huston	1-1	0-0	0-0	1	2	0	0	0	0
Junenez	0-0	0-0	0-0	0	0	0	0	0	0
Totals	20-55	3-15	19-28	41	62	10	11	3	8

FG%	1st: 11-32/.344	2nd: 9-23/.391	Game: .364
3PT%	1st: 0-10/.000	2nd: 3-5/.600	Game: .200
FT%	1st: 6-7/.857	2nd: 13-21/.619	Game: .679

Score by Halves:	1st	2nd	Game
Illinois	28	25	53
Indiana	28	34	62

## GAME 14

#19 IOWA 84  
ILLINOIS 62

January 7, 1999 Carver-Hawkeye Arena  
Iowa City, IA Attendance: 14,301

Thanks to poor shooting and a huge rebounding deficit, Illinois ended its tough five-game road trip with an 84-62 loss at No. 19 Iowa.

Illinois shot only 40 percent from the floor, compared to 51 percent for the Hawkeyes. The Illini were also out-rebounded 44-26, which led to a huge free throw disparity as the hosts hit more free throws (23-32) than Illinois attempted (9-14) in the game.

The Orange and Blue jumped out to a 14-4 lead nearly five minutes into the game. Iowa responded with the first of its three first-half runs, scoring the next 12 points to take a 16-14 lead. The Illini reclaimed the lead at 22-16 before Iowa went on an 11-0 run to build a 27-22 advantage. After Illinois cut the lead to 29-27, the Hawkeyes used their final run of the half, a 12-3 spurt, to build a 41-30 halftime advantage.

Cleotis Brown led the Illini with 19 points and nine rebounds while Arias Davis came off the bench to hit three treys and total 13 points. Five Hawkeyes scored in doubles figures, led by Kent McCausland's 13 points and Jess Settles' double-double of 11 points and 11 boards.

IU (62)	FG-A	3P-A	FT-A	REB	PTS	A	TO	BK	S
Brown	6-15	2-4	5-8	9	19	1	5	1	3
Krupalija	1-2	0-1	3-3	3	5	2	1	2	1
Hawkins	3-6	0-0	0-0	5	6	2	1	2	1
Bradford	2-8	1-6	0-0	1	5	3	4	0	0
McClain	2-7	0-1	1-2	2	5	2	3	0	4
Chukwudebe	1-2	0-0	0-0	1	2	0	0	0	0
Davis	5-11	3-8	0-0	0	13	2	1	0	1
Mast	0-0	0-0	0-0	0	1	0	0	0	0
Archibald	0-0	0-0	0-0	0	0	0	2	0	1
Johnson	3-5	1-2	0-1	1	7	0	4	0	1
Campbell	0-2	0-0	0-0	2	0	0	0	0	0
Totals	23-58	7-22	9-14	26	62	13	22	5	12

FG%	1st: 12-28/.429	2nd: 11-30/.367	Game: .397
3PT%	1st: 4-11/.364	2nd: 3-11/.273	Game: .318
FT%	1st: 2-4/.500	2nd: 7-10/.700	Game: .643

IA (84)	FG-A	3P-A	FT-A	REB	PTS	A	TO	BK	S
Settles	4-10	1-3	2-2	11	11	0	3	1	0
Rucker	3-6	0-0	5-6	5	11	2	3	0	0
Bauer	1-2	0-0	1-2	2	3	2	0	0	2
Oliver	2-4	0-1	6-8	5	10	4	7	0	4
McCausland	3-4	3-4	4-4	1	13	2	2	0	2
Price	0-0	0-0	0-0	0	1	3	0	1	0
Jaacks	3-3	1-1	2-6	7	9	0	2	0	1
Henderson	0-2	0-1	1-2	0	1	1	0	0	0
Luehsmann	1-2	0-0	0-0	2	2	1	0	0	0
Thompson	2-2	1-1	0-0	1	5	0	0	0	0
Range	4-10	1-2	2-2	3	11	1	1	1	2
Terrones	0-0	0-0	0-0	0	0	0	0	0	0
Koch	4-8	0-2	0-0	1	8	1	1	0	0
Smith	0-0	0-0	0-0	0	0	0	0	0	0
Totals	27-53	7-15	23-32	44	84	15	22	2	12

FG%	1st: 13-31/.419	2nd: 14-22/.636	Game: .509
3PT%	1st: 1-5/.200	2nd: 6-10/.600	Game: .467
FT%	1st: 14-18/.778	2nd: 9-14/.643	Game: .719

Score by Halves:	1st	2nd	Game
Illinois	30	32	62
Iowa	41	43	84

## GAME 15

NORTHWESTERN 59  
ILLINOIS 46

January 9, 1999 Assembly Hall  
Champaign, IL Attendance: 12,255

In its first home game in nearly a month, Illinois was held to 28 percent shooting from the field as Northwestern won for the first time at the Assembly Hall since 1979, by the score of 59-46.

The Wildcats rode the inside dominance of Evan Eschmeyer and the shooting of the NU guards to send Illinois to its first three-game losing streak since Lon Kruger was named head coach.

Northwestern opened the game by outscoring Illinois 25-7, as NU guards Julian Bonner and Sean Wink both knocked down two three-pointers in the streak. The Illini battled back to within 11 points at 27-16 on a Lucas Johnson three-pointer before NU ended the half on a 6-2 run to take a 33-18 advantage into the break.

Illinois was held to 28 percent from the field in the game, including only 4-26 from three-point range, as Northwestern shot 41 percent and hit eight treys.

Cory Bradford was the only Illini to score in double-figures, as he poured in a game-high 22 points. For Northwestern, Eschmeyer nabbed another double-double with 16 points and 17 rebounds while Wink hit 4-5 from behind the arc to score 12 points.

NW (59)	FG-A	3P-A	FT-A	REB	PTS	A	TO	BK	S
Wink	4-7	4-5	0-0	3	12	0	1	0	1
Hardy	3-6	0-0	3-4	7	9	2	4	1	2
Eschmeyer	4-10	0-0	8-15	17	16	5	5	1	0
Bonner	2-5	2-3	2-4	4	8	2	4	0	1
Newman	0-4	0-3	2-2	0	2	1	3	0	0
Lepore	3-6	2-3	0-0	6	8	2	1	1	0
Pomeday	0-3	0-3	0-0	1	0	1	0	0	0
Molnar	2-3	0-0	0-0	2	4	0	0	1	0
Totals	18-44	8-17	15-25	42	59	13	18	4	4

FG%	1st: 10-20/.500	2nd: 8-24/.333	Game: .409
3PT%	1st: 6-9/.667	2nd: 2-8/.250	Game: .471
FT%	1st: 7-12/.583	2nd: 8-13/.615	Game: .600

UI (46)	FG-A	3P-A	FT-A	REB	PTS	A	TO	BK	S
Brown	1-9	1-3	0-0	3	3	0	1	1	1
Krupalija	0-1	0-1	0-0	0	0	0	1	0	0
Chukwudebe	0-3	0-0	0-0	7	0	0	0	2	1
Bradford	8-18	1-8	5-5	5	22	0	0	0	0
McClain	2-10	0-4	0-1	4	4	3	5	0	6
Davis	0-4	0-4	0-0	1	0	0	1	0	0
Hawkins	2-6	0-0	1-1	5	5	0	2	2	1
Mast	0-1	0-1	0-0	0	0	0	0	0	0
Archibald	1-1	0-0	2-2	4	4	0	2	0	0
Johnson	3-8	2-5	0-0	5	8	0	1	0	0
Totals	17-61	4-26	8-9	33	46	3	13	5	9

FG%	1st: 7-31/.226	2nd: 10-30/.333	Game: .279
3PT%	1st: 1-12/.083	2nd: 3-14/.214	Game: .154
FT%	1st: 3-3/.000	2nd: 5-6/.833	Game: .889

Score by Halves:	1st	2nd	Game
Illinois	18	28	46
Northwestern	33	26	59



# '98-99 Game Summaries

## GAME 16

#13 PURDUE 63  
ILLINOIS 54

January 13, 1999 Mackey Arena  
West Lafayette, IN Attendance: 14,123

No. 13 Purdue pulled away for a 63-54 win, thanks to the long-range bombing of Jaraan Cornell, to keep the Illini winless in the Big Ten.

Illinois turned the game into a tough, defensive struggle early, as the two teams were tied 15-15 after the first 11 minutes. The Boilermakers took command after that, ending the half on 17-6 run, including three treys from Cornell, to claim a 32-21 lead at the break.

Trailing 49-35, the Illini went on a 12-3 run as Cory Bradford's three-pointer cut the deficit to five points at 52-47 with 7:14 left in the game. However, Illinois came no closer as Cornell hit his fifth three-pointer of the night to end UI's run.

The Illini out-shot the Boilermakers, 42 percent to PU's 41 percent, and won the rebounding battle 38-28. The difference in the game may have been Illinois' 23 turnovers and the free throw disparity, as PU made more free throws (17-25) than UI attempted (5-9).

UI (54)	FG-A	3P-A	FT-A	REB	PTS	A	TO	BK	S
Chukwudebe	2-5	0-0	0-0	5	4	0	1	0	2
Brown	2-8	0-2	3-4	9	7	2	3	0	2
Hawkins	2-2	0-0	2-4	9	6	2	1	2	1
Bradford	6-13	3-6	0-0	1	15	2	3	0	2
McClain	4-9	0-1	0-0	4	8	3	4	0	0
Davis	1-1	1-1	0-0	0	3	1	0	0	2
Mast	2-2	1-1	0-1	0	5	2	2	0	2
Archibald	0-3	0-0	0-0	3	0	1	4	0	0
Johnson	3-9	0-4	0-0	3	6	2	1	1	0
Krupalija	0-0	0-0	0-0	1	0	0	2	0	0
Campbell	0-1	0-0	0-0	0	0	0	0	0	0
Totals	22-53	5-15	5-9	38	54	18	23	3	11

FG%	1st: 9-22/409	2nd: 13-31/419	Game: .415
3PT%	1st: 2-6/333	2nd: 3-9/333	Game: .333
FT%	1st: 1-2/500	2nd: 4-7/571	Game: .556

PU (63)	FG-A	3P-A	FT-A	REB	PTS	A	TO	BK	S
Robinson	1-6	0-1	3-4	1	5	1	0	0	1
Cardinal	5-8	0-2	6-7	3	16	5	2	0	4
McQuay, Gr.	5-8	0-0	3-8	8	13	0	3	2	0
Eldridge	2-3	1-2	3-4	5	8	1	3	0	1
Cornell	6-17	5-11	0-0	3	17	4	3	0	3
McQuay	0-0	0-0	0-0	0	0	1	1	0	0
Lewis	0-1	0-0	0-0	1	0	0	0	0	0
Mayfield	1-3	0-1	0-0	2	2	1	2	0	0
Stephens	0-0	0-0	0-0	1	0	0	0	0	0
Smith	0-2	0-0	0-0	0	0	1	1	0	1
Cunningham	0-1	0-0	2-2	0	2	0	0	0	0
Allison	0-0	0-0	0-0	1	0	0	0	0	0
Totals	20-49	6-17	17-25	28	63	14	15	2	10

FG%	1st: 13-28/464	2nd: 7-21/333	Game: .408
3PT%	1st: 4-11/364	2nd: 2-6/333	Game: .353
FT%	1st: 2-2/1,000	2nd: 15-23/652	Game: .680

Score by Halves:	1st	2nd	Game
Illinois	21	33	54
Purdue	32	31	63

## GAME 17

#14 MICHIGAN STATE 51  
ILLINOIS 49

January 16, 1999 Assembly Hall  
Champaign, IL Attendance: 15,428

Cory Bradford's desperation three-pointer from beyond half court just missed, as the Illini nearly pulled off the upset over No. 14 Michigan State, falling 51-49.

The Illini opened the game with only three points in the first eight minutes and MSU built a 13-3 lead. Michigan State ended the half with a 27-17 lead, after the Illini shot just 21 percent from the floor.

The Illini cut into the lead early in the second half, going on a 6-0 run to pull within 31-28 with 14:44 on the clock. Illinois trailed only 38-34 with 8:23 left in the game when MSU went on a 6-0 run to build a 44-34 advantage with only 5:54 remaining in the game.

But the Illini fought their way back and after two MSU free throws, Bradford hit another bucket to make it a one-point game with seconds left. MSU's Antonio Smith was fouled and missed the first free throw. Damir Krupalija rebounded the ball and kicked it out to Bradford, who released a shot just before halfcourt that hit the backboard and the front of the rim before falling away, as the Spartans survived for a 51-49 win.

MSU (51)	FG-A	3P-A	FT-A	REB	PTS	A	TO	BK	S
Hutson	1-2	0-0	2-2	3	4	0	1	3	0
Klein	6-15	2-7	1-2	2	15	0	1	0	0
Smith	0-2	0-0	0-1	11	0	0	0	1	1
Cleaves	3-10	0-6	1-1	3	7	7	2	0	0
Bell	1-4	0-1	2-2	3	4	0	2	0	0
Kelley	3-9	0-0	0-0	0	6	1	3	0	0
Davis	0-2	0-1	2-2	0	2	0	2	1	0
Peterson	5-9	0-2	1-2	10	11	0	5	0	0
Granger	1-3	0-2	0-0	3	2	0	0	0	1
Totals	20-56	2-19	9-12	37	51	8	16	5	4

FG%	1st: 10-28/357	2nd: 10-28/357	Game: .357
3PT%	1st: 1-11/091	2nd: 1-8/125	Game: .105
FT%	1st: 6-8/750	2nd: 3-4/750	Game: .750

UI (49)	FG-A	3P-A	FT-A	REB	PTS	A	TO	BK	S
Chukwudebe	3-6	0-0	3-4	2	9	0	3	0	1
Brown	2-6	0-2	3-4	3	7	0	2	0	1
Hawkins	1-3	0-0	1-2	4	3	0	0	1	0
Mast	2-4	1-2	0-0	2	5	5	3	0	0
Bradford	3-16	1-6	2-4	6	9	1	0	0	0
Davis	2-4	0-1	0-0	1	4	1	1	0	0
Archibald	3-6	0-0	2-2	4	8	0	2	1	1
Johnson	0-5	0-3	0-0	1	0	1	1	0	0
Krupalija	2-5	0-0	0-0	9	4	1	2	0	1
Totals	18-55	2-14	11-16	36	49	9	15	2	4

FG%	1st: 7-33/212	2nd: 11-22/500	Game: .327
3PT%	1st: 1-8/125	2nd: 1-6/167	Game: .143
FT%	1st: 2-4/500	2nd: 9-12/750	Game: .688

Score by Halves:	1st	2nd	Game
Michigan State	27	24	51
Illinois	17	32	49

## GAME 18

#15 WISCONSIN 75  
ILLINOIS 53

January 20, 1999 Kohl Center  
Madison, WI Attendance: 16,112

Poor shooting and turnovers hurt Illinois once again, as No. 16 Wisconsin rolled to a 75-53 win sending the Illini to their worst Big Ten start since 1912.

Sergio McClain's sprained ankle kept him out of the starting lineup and walk-on Nate Mast was again pushed into starting duties.

The game was close until turnovers began to turn the tide. Mast turned the ball over on consecutive possessions and Wisconsin took advantage, grabbing a 17-9 lead just eight minutes into the game.

Illinois shot only 29 percent in the first half while Wisconsin made 46 percent. The shooting improved in the second half, but not enough for the Illini. Leading 42-28 with 16:43 left in the game, the hosts put the game away with a 17-2 run, sparked by two three-pointers from reserve Jon Bryant, to build a 59-30 lead at the 10:23 mark. The lead eventually ballooned to as large as 30 points before Illinois closed the gap to a 75-53 final score.

UI (53)	FG-A	3P-A	FT-A	REB	PTS	A	TO	BK	S
Chukwudebe	1-2	0-0	0-0	3	2	0	0	0	0
Brown	2-8	0-1	4-7	7	8	1	2	0	2
Hawkins	3-5	0-0	0-1	1	6	0	0	0	0
Mast	2-4	1-3	0-0	1	5	3	6	0	0
Bradford	5-14	2-5	6-6	5	18	2	1	0	0
Davis	0-2	0-1	0-0	0	0	0	1	0	0
Archibald	1-5	0-0	1-1	5	3	1	1	0	0
Johnson	0-0	0-0	2-2	0	2	0	1	0	0
Krupalija	0-2	0-0	0-0	2	0	0	4	0	1
McClain	4-4	0-0	1-1	0	9	0	1	0	1
Campbell	0-1	0-1	0-0	0	0	0	0	0	1
Totals	18-47	3-11	14-18	25	53	7	17	0	5

FG%	1st: 7-24/292	2nd: 11-23/478	Game: .383
3PT%	1st: 2-8/250	2nd: 1-3/333	Game: .273
FT%	1st: 6-7/857	2nd: 8-11/727	Game: .778

WIS (75)	FG-A	3P-A	FT-A	REB	PTS	A	TO	BK	S
Kowske	3-4	0-0	0-1	0	6	0	0	0	0
Vershaw	4-6	0-0	6-6	6	14	3	1	0	1
Mason	3-7	1-4	0-0	0	7	1	0	2	0
Calderwood	3-8	2-7	0-0	6	8	6	3	0	4
Kelley	2-4	0-1	3-3	3	7	4	0	0	3
Duany	1-3	0-1	2-2	2	4	0	1	0	0
Davis	0-0	0-0	2-2	0	2	0	2	0	0
Bryant	6-10	5-8	0-0	1	17	0	0	0	1
Moranarty	1-1	0-0	0-0	2	0	0	0	0	0
Faust	0-2	0-0	0-1	0	0	1	0	0	0
Burkemper	0-0	0-0	0-0	1	0	0	2	0	0
Linton	1-2	0-0	0-0	2	2	1	2	0	0
Sessoms	0-0	0-0	0-0	1	0	0	1	0	0
Wills	2-2	0-0	2-2	5	6	2	1	0	1
Totals	26-49	8-21	15-17	28	75	18	14	2	10

FG%	1st: 12-26/462	2nd: 14-23/609	Game: .531
3PT%	1st: 2-10/200	2nd: 6-11/545	Game: .381
FT%	1st: 7-7/1,000	2nd: 8-10/800	Game: .882

Score by Halves:	1st	2nd	Game
Illinois	22	31	53
Wisconsin	33	42	75



# '98-99 Game Summaries

## GAME 19

PENN STATE 65  
ILLINOIS 61

January 23, 1999 Assembly Hall  
Champaign, IL Attendance: 12,552

Clinging to a two-point lead with 1:38 left in the game, Illinois could not hold on as Penn State scored the final six points of the game to earn a 65-61 win at the Assembly Hall.

Neither team could claim more than a four-point advantage in the first fifteen minutes of the opening stanza, as the Illini built a 25-22 lead with 5:22 left in the half. The second half featured four ties and ten lead changes, as the two teams battled back and forth. The lead changed hands seven times in the final four minutes of the game as the two teams traded baskets before a Victor Chukwudebe free throw knotted the score at 59-59 with 1:58 left in the game.

Illinois' Sergio McClain picked off a Penn State crosscourt pass and broke down the court for a two-handed slam to put the Illini up 61-59 at the 1:38 mark. That was the last points Illinois would score in the game, as PSU's Calvin Booth spun past Chukwudebe for a layup to tie the score at 61-61. With less than a minute left, Penn State's Crispin picked off a UI pass and drove to the other end to hit a high-arching jump shot to give the visitors the 63-61 advantage and his two free throws in the final seconds sealed the win for the Lions.

PSU (65)	FG-A	3P-A	FT-A	REB	PTS	A	TO	BK	S
Cline-Heard	2-2	0-0	3-4	7	7	1	3	0	1
Ivory	4-9	2-7	1-2	5	11	1	4	0	2
Booth	4-10	0-0	0-0	5	8	0	2	2	0
Crispin	8-14	4-8	10-10	1	30	2	3	0	2
Eatl	2-5	1-4	0-0	1	5	7	2	0	2
Grays	1-3	1-2	0-0	0	3	0	1	0	2
Smith	0-1	0-0	0-0	2	0	0	2	0	0
Witkowski	0-0	0-0	0-0	0	0	0	1	0	0
Jackson	0-1	0-0	1-2	2	1	1	2	1	0
Totals	21-45	8-21	15-18	27	65	12	20	3	9

FG%	1st: 13-23/.565	2nd: 8-22/.364	Game: .467
3PT%	1st: 5-12/.417	2nd: 3-9/.333	Game: .381
FT%	1st: 5-6/.833	2nd: 10-12/.833	Game: .833

ILL (61)	FG-A	3P-A	FT-A	REB	PTS	A	TO	BK	S
Johnson	0-4	0-2	2-2	3	2	3	1	0	5
Brown	6-12	0-1	0-0	4	12	1	3	1	1
Chukwudebe	6-12	0-1	2-4	7	14	0	3	0	0
Mast	2-4	1-3	2-2	3	7	3	2	0	3
Bradford	5-9	2-3	0-1	2	12	3	4	0	1
Davis	1-2	1-2	0-0	2	3	0	1	0	0
Hawkins	1-1	0-0	0-0	0	2	0	0	1	0
Archibald	2-4	0-0	0-0	3	4	1	1	1	0
McClain	2-8	0-0	1-2	3	5	1	2	0	2
Totals	25-56	4-12	7-11	29	61	12	17	3	12

FG%	1st: 14-31/.452	2nd: 11-25/.440	Game: .446
3PT%	1st: 4-8/.500	2nd: 0-4/.000	Game: .333
FT%	1st: 2-2/1.000	2nd: 5-9/.556	Game: .636

Score by Halves:	1st	2nd	Game
Penn State	36	29	65
Illinois	34	27	61

## GAME 20

ILLINOIS 61  
MICHIGAN 59

January 28, 1999 Crisler Arena  
Ann Arbor, MI Attendance: 10,784

With less than ten seconds in the game, Lucas Johnson weaved past UM defenders down the court and dished off to Victor Chukwudebe for a short baseline jumper to propel the Illini to their first Big Ten win of the season, 61-59, in Ann Arbor. The win was the first for the Illini in Ann Arbor since 1991.

Illinois built a lead in the first half of the game using easy transition buckets and contributions off the bench. A three-pointer by Arias Davis gave the Illini their largest lead of the half at eight points and the visitors went into the break with a 32-24 advantage.

The Illini burst out of the gate in the second half to build their largest lead of the game at 37-24. The hosts responded with an 11-0 run, including eight points from guard Louis Bullock, to slash the deficit to 37-35 with 15:17 on the clock. With less than a minute left in the game, Michigan's Robbie Reid hit a long three-pointer to push the Wolverines ahead 58-56. Illinois hit another clutch shot, as Johnson hit a trey from the corner to give the Illini a 59-58 advantage with 40 seconds left in the game.

ILL (61)	FG-A	3P-A	FT-A	REB	PTS	A	TO	BK	S
Chukwudebe	2-7	0-0	0-0	2	4	0	1	0	1
Johnson	3-7	2-5	0-0	4	8	2	4	0	0
Mast	2-2	2-2	0-0	1	6	0	1	0	0
Bradford	5-12	1-4	1-2	2	12	5	0	0	0
Brown	6-12	1-4	0-4	1	13	1	5	1	3
Davis	3-6	1-3	0-0	2	7	0	0	0	0
Hawkins	4-7	0-0	1-2	7	9	0	0	1	0
Archibald	0-0	0-0	0-0	1	0	0	1	0	1
Krupalja	0-2	0-0	0-0	2	0	3	0	1	1
McClain	1-5	0-0	0-0	3	2	2	1	0	2
Totals	26-60	7-18	2-8	28	61	13	13	3	8

FG%	1st: 14-30/.467	2nd: 12-30/.400	Game: .433
3PT%	1st: 4-10/.400	2nd: 3-8/.375	Game: .389
FT%	1st: 0-3/.000	2nd: 2-5/.400	Game: .250

UM (59)	FG-A	3P-A	FT-A	REB	PTS	A	TO	BK	S
Asselin	5-10	0-0	2-3	10	12	0	4	4	1
Smith	2-7	0-1	2-3	6	6	2	7	0	1
Vignier	2-5	0-0	2-2	3	6	1	1	1	1
Reid	4-7	1-3	4-4	2	13	3	2	0	0
Bullock	7-15	2-6	6-8	6	22	4	2	0	1
Jones	0-3	0-1	0-0	1	0	0	1	0	0
Oliver	0-0	0-0	0-0	0	0	0	0	0	0
Young	0-1	0-0	0-0	4	0	0	0	0	0
Totals	20-48	3-11	16-20	36	59	10	18	5	4

FG%	1st: 9-23/.391	2nd: 11-25/.440	Game: .417
3PT%	1st: 1-5/.200	2nd: 2-6/.333	Game: .273
FT%	1st: 5-7/.714	2nd: 11-13/.846	Game: .800

Score by Halves:	1st	2nd	Game
Illinois	32	29	61
Michigan	24	35	59

## GAME 21

#15 OHIO STATE 64  
ILLINOIS 61

January 30, 1999 Assembly Hall  
Champaign, IL Attendance: 13,756

Despite leading almost the entire game, Illinois could not hold on in the last three minutes as No. 15 Ohio State rallied for a 64-61 victory despite a career-high 29 points from Illini freshman Cory Bradford.

With the Illini ahead 52-45, Ohio State scored nine of the next 11 points in the game to knot the score at 54-54 on a Scoonie Penn layup. Penn followed that with two free throws to give the visitors a 56-54 lead at the 3:09 mark, their first lead since the beginning of the contest. Illinois responded with two free throws from McClain to tie the score, before Ohio State's Johnson hit a free throw to make it 57-56. Bradford came back for the Illini, fading away over a double-team to hit a tough jumper and give the hosts a 58-57 lead with only 1:37 on the clock.

After an OSU time-out, Buckeye reserve Neshawn Coleman hit his third trey of the game, to give the visitors a 60-58 lead. The two teams traded free throws before Illinois' Lucas Johnson hit two free throws to tie the score for the final time at 61-61 with 44 seconds left in the game. In the end, Ohio State hit their free throws and the Illini could not put the ball in the basket, as the Buckeyes pushed ahead for the 64-61 victory.

OSU (64)	FG-A	3P-A	FT-A	REB	PTS	A	TO	BK	S
Singleton	3-7	0-0	4-6	5	10	2	3	0	0
Sanderson	0-1	0-0	0-0	2	0	0	1	0	0
Johnson	4-5	0-0	2-7	4	10	0	0	2	0
Penn	5-12	0-4	5-6	3	15	2	4	0	2
Redd	4-13	1-4	6-10	9	15	3	3	0	1
Coleman	3-4	3-4	1-2	1	10	1	0	0	0
Brown	0-0	0-0	2-2	1	2	2	1	0	0
Savovic	0-0	0-0	0-0	0	0	0	0	0	1
Reese	0-4	0-0	2-2	7	2	0	1	1	1
Totals	19-46	4-12	22-35	32	64	10	13	3	5

FG%	1st: 7-26/.269	2nd: 12-20/.600	Game: .413
3PT%	1st: 1-6/.167	2nd: 3-6/.500	Game: .333
FT%	1st: 7-12/.583	2nd: 15-23/.652	Game: .629

UI (61)	FG-A	3P-A	FT-A	REB	PTS	A	TO	BK	S
Johnson	0-3	0-3	2-2	4	2	2	4	0	0
Brown	5-12	2-5	3-7	4	15	1	1	0	1
Chukwudebe	2-9	0-0	0-0	8	4	2	1	0	1
Bradford	10-18	6-10	3-7	4	29	1	2	0	1
McClain	3-7	0-0	3-6	7	9	3	3	0	3
Davis	0-4	0-2	0-0	0	0	0	1	0	0
Hawkins	0-4	0-0	0-0	0	0	0	1	4	0
Mast	0-0	0-0	0-0	1	0	0	1	0	0
Archibald	1-2	0-0	0-1	1	2	1	0	0	0
Krupalja	0-0	0-0	0-0	3	0	1	2	3	1
Totals	21-59	8-20	11-23/.478	39	61	11	18	7	7

FG%	1st: 11-31/.355	2nd: 10-28/.357	Game: .356
3PT%	1st: 4-7/.571	2nd: 4-13/.308	Game: .400
FT%	1st: 2-7/.286	2nd: 9-16/.563	Game: .478

Score by Halves:	1st	2nd	Game
Ohio State	22	42	64
Illinois	28	33	61

# '98-99 Game Summaries

## GAME 22

#18 MINNESOTA 75  
ILLINOIS 63  
February 3, 1999 Williams Arena  
Minneapolis, MN Attendance: 14,792

Despite an early challenge by the Fighting Illini, No. 18 Minnesota used a 14-2 run to end the first half with a big lead and then coasted to a 75-63 victory at Williams Arena in Minneapolis.

After his career-high 29 point performance against Ohio State, Cory Bradford came out on fire again, scoring nine of Illinois' first 13 points to give the visitors a 13-8 advantage. The game remained tight, as a Damir Krupalija three-point-er gave Illinois a 20-19 lead at the 9:31 mark in the first half.

After a 20 second time-out, Minnesota began the run that put the game out of reach. At the 4:21 mark, Miles Tarver hit a jumper to spark a 14-0 run that gave the hosts a 41-27 lead.

Minnesota exploded out of the gate in the second half, scoring the first seven points to build a 48-29 advantage. The hosts took a commanding 54-32 lead, having outscored the Illini 27-5 since the score was tied at 27-27 with five minutes left in the first half.

ILL (63)	FG-A	3P-A	FTA	REB	PTS	A	TO	BK	S
Johnson	0-3	0-0	0-3	5	0	1	2	0	0
McClain	5-8	0-0	3-4	1	13	1	4	0	2
Chukwuudebe	2-6	0-0	1-1	2	5	0	0	0	1
Bradford	5-15	1-5	3-3	1	14	1	2	0	1
Brown	5-10	0-2	2-3	2	12	3	2	1	4
Davis	1-2	1-1	0-0	0	3	0	0	0	0
Hawkins	0-1	0-0	0-0	1	0	0	1	0	0
Mast	1-1	1-1	0-1	0	3	1	1	0	1
Archibald	0-2	0-0	3-4	3	2	2	0	0	1
Krupalija	4-5	1-1	1-2	6	10	1	1	0	2
Campbell	0-0	0-0	0-0	0	0	0	1	0	0
Totals	23-53	4-10	13-21	25	63	10	16	1	12

FG% 1st: 11-25/.440 2nd: 12-28/.429 Game: .434  
3PT% 1st: 2-3/.667 2nd: 2-7/.286 Game: .400  
FT% 1st: 5-6/.833 2nd: 8-15/.533 Game: .619

UM (75)	FG-A	3P-A	FTA	REB	PTS	A	TO	BK	S
Lewis	10-16	4-7	4-4	2	28	2	2	1	5
Tarver	3-6	0-0	2-2	5	8	1	2	0	1
Przybilla	1-2	0-0	0-0	3	2	0	2	1	1
Clark	4-6	2-2	6-7	8	16	5	1	1	0
Nathaniel	2-4	0-0	0-0	4	4	3	4	0	1
Sinville	1-2	0-0	1-5	4	3	0	1	0	0
Ohnstad	4-7	1-2	0-0	0	9	5	3	0	1
Simmons	2-2	0-0	0-0	1	4	3	1	0	1
Broxie	0-1	0-0	1-2	2	1	0	1	2	1
Rycharr	0-1	0-0	0-0	0	0	0	2	0	0
Sanden	0-0	0-0	0-0	0	0	0	1	0	0
Totals	27-47	7-11	14-20	30	75	19	20	5	11

FG% 1st: 14-26/.538 2nd: 13-21/.619 Game: .574  
3PT% 1st: 4-6/.667 2nd: 3-5/.600 Game: .636  
FT% 1st: 9-11/.818 2nd: 5-9/.556 Game: .700

Score by Halves: 1st 2nd Game  
Illinois 29 34 63  
Minnesota 41 34 75

## GAME 23

ILLINOIS 53  
#11 WISCONSIN 51  
February 6, 1999 Assembly Hall  
Champaign, IL Attendance: 14,062

Illinois turned a nine-point deficit into a two point win in the final 4:10 against Wisconsin for a 53-51 win, its first Big Ten home victory in 1999. The Illini trailed by as many as 17 points in the second half against the Badgers, and did not lead in the second half until the :07 mark.

Down by five with 43 seconds left, Illinois freshman Cory Bradford strung an off-balanced, tightly-guarded three point field goal over Mike Kelley, cutting the lead to two. Sergio McClain drew a foul on Charlie Wills and connected on a free throw with :24 left to trim the lead to one.

Sean Mason, Wisconsin's leading scorer in the game and an 83 percent foul shooter on the year, missed the front end of a one-and-one with :21 left. On the ensuing possession, Bradford stormed into the lane against Kelley, sank an off-balanced runner and drew the foul. Bradford added the free throw to give Illinois its first lead since the end of the first half.

Bradford led all scorers with 26 points on 9 of 20 shooting, including 7 of 11 from three-point range. The freshman had nine points in the final 1:23 and scored nearly half the Illini's game total.

WIS (51)	FG-A	3P-A	FTA	REB	PTS	A	TO	BK	S																				
Kowske	0-1	0-0	0-1	5	0	1	3	2	1																				
Kelley	1-5	0-1	1-1	3	3	3	1	1	1																				
Vershaw	3-5	0-0	1-2	2	7	1	5	0	0																				
Mison	5-14	2-7	4-7	4	16	1	4	0	0																				
Calderwood	4-7	1-4	0-0	2	9	2	1	0	2																				
Duany	0-0	0-0	0-0	1	0	0	1	0	0																				
Austantall	1-1	1-1	0-0	0	3	1	1	0	0																				
Bryant	3-5	3-4	0-0	3	9	0	0	0	0																				
Linton	0-1	0-0	0-0	1	0	0	0	0	1																				
Wills	1-1	0-0	0-0	1	2	2	0	0	0	Team	*2									Totals	19-41	7-17	6-11	23	51	11	17	3	5
Team	*2																												
Totals	19-41	7-17	6-11	23	51	11	17	3	5																				

\* Wisconsin received credit for two team points when Cleotis Brown scored an incidental field goal in the Wisconsin basket. No individual points are awarded on the play.

FG% 1st: 11-21/.524 2nd: 8-20/.400 Game: .463  
3PT% 1st: 4-10/.400 2nd: 3-7/.429 Game: .412  
FT% 1st: 1-2/.500 2nd: 5-9/.556 Game: .545

UI (53)	FG-A	3P-A	FTA	REB	PTS	A	TO	BK	S
Krupalija	0-3	0-1	1-2	3	1	1	2	0	0
McClain	3-8	0-0	4-6	4	10	1	2	1	2
Chukwuudebe	0-0	0-0	0-0	2	0	1	1	2	0
Bradford	9-20	7-11	1-1	3	26	0	0	0	0
McClain	2-10	1-4	1-2	5	6	4	3	0	4
Hawkins	2-2	0-0	0-2	1	4	0	3	2	1
Mast	0-0	0-0	0-0	0	0	0	1	0	0
Archibald	2-4	0-0	0-0	9	4	1	0	0	0
Johnson	0-1	0-0	2-2	2	2	1	3	0	0
Totals	18-48	8-16	9-15	31	53	9	15	5	7

FG% 1st: 10-23/.435 2nd: 8-25/.320 Game: .375  
3PT% 1st: 4-6/.667 2nd: 4-10/.400 Game: .500  
FT% 1st: 2-2/1.000 2nd: 7-13/.538 Game: .600

Score by Halves: 1st 2nd Game  
Wisconsin 27 24 51  
Illinois 26 27 53

## GAME 24

#5 MICHIGAN STATE 61  
ILLINOIS 44  
February 11, 1999 Breslin Center  
East Lansing, MI Attendance: 14,659

The Fighting Illini were never in the game, as No. 5 Michigan State jumped out to leads of 15-2 and 26-6 before coasting through the second half for a 61-44 win in East Lansing.

The Illini shot only 24 percent from the field in the first half and had ten turnovers that led to 13 Spartan points. Meanwhile, Michigan State shot 54 percent in the first half with only five turnovers.

Illinois was scoreless through the first five minutes of the game until a Sergio McClain jumper made it 6-2 at the 14:54 mark. From that point, MSU went on a 9-0 run to build a 15-2 lead. After a Cory Bradford three-point-er cut the lead to ten points, Michigan State went on an 11-1 run to claim a 26-6 lead with 6:39 left in the half, as MSU point guard Mateen Cleaves assisted on each of the last three baskets in the run.

The 44 points were a season-low for Illinois, as leading-scorer Bradford was hounded by the Spartan defense into 4-of-17 shooting from the field for 13 points. Bradford was the only Illini in double-figures.

ILL (44)	FG-A	3P-A	FTA	REB	PTS	A	TO	BK	S
Krupalija	1-2	1-1	0-0	3	3	0	0	0	0
McClain	1-5	0-0	0-0	1	2	1	2	0	1
Chukwuudebe	2-4	0-0	0-0	3	4	0	0	0	1
Bradford	4-17	4-14	1-2	2	13	0	3	0	0
Brown	2-5	0-2	0-0	1	4	1	5	0	1
Davis	0-1	0-0	0-0	0	0	0	0	0	0
Hawkins	4-6	0-0	1-2	8	9	0	2	2	0
Mast	2-3	1-2	0-0	0	5	1	0	0	0
Archibald	0-4	0-0	4-4	3	4	2	1	0	1
Johnson	0-3	0-1	0-0	5	0	1	1	0	0
Totals	16-50	6-20	6-8	28	44	6	15	2	4

FG% 1st: 6-25/.240 2nd: 10-25/.400 Game: .320  
3PT% 1st: 1-9/.111 2nd: 5-11/.455 Game: .300  
FT% 1st: 1-2/.500 2nd: 5-6/.833 Game: .750

MSU (61)	FG-A	3P-A	FTA	REB	PTS	A	TO	BK	S
Granger	3-4	0-1	2-3	7	8	1	2	0	0
Klein	4-8	1-2	0-0	2	9	1	1	1	0
Hutson	2-5	0-0	1-2	8	5	1	0	1	1
Cleaves	2-7	0-4	2-3	1	6	8	4	0	1
Bell	1-7	0-2	4-4	4	6	0	0	0	0
Kelley	5-7	0-0	0-0	1	10	1	1	0	1
Guess	1-1	0-0	0-0	0	1	0	0	0	0
Smith, A.	0-2	0-1	2-2	5	2	0	4	1	2
Smith, B.	0-1	0-0	0-0	0	0	0	0	0	0
Cherry	0-0	0-0	0-0	0	0	0	1	0	0
Davis	2-2	2-2	0-0	0	6	2	0	0	2
Peterson	2-7	0-1	3-4	6	7	0	1	1	1
Totals	22-51	3-13	14-18	37	15	13	4	8	

FG% 1st: 14-26/.538 2nd: 8-25/.320 Game: .431  
3PT% 1st: 1-7/.143 2nd: 2-6/.333 Game: .231  
FT% 1st: 4-5/.800 2nd: 10-13/.769 Game: .778

Score by Halves: 1st 2nd Game  
Illinois 14 30 44  
Michigan State 33 28 61



# '98-99 Game Summaries

## GAME 25

#21 PURDUE 63  
ILLINOIS 56  
February 13, 1999 Assembly Hall  
Champaign, IL Attendance: 15,473

It was Cory Bradford vs. Jaraan Cornell in a Big Ten shoot-out that went down to the wire. Bradford scored 23, Cornell a career-high 30, and both players raised the stakes two points at a time in a 40-minute, see-saw battle.

In contrast to most of the game, the decisive basket was scored not by Cornell or Bradford, but by Purdue guard Carson Cunningham. Coming out of a time-out with 1:01 left, Cunningham scored to put Purdue ahead 59-54 and put the game out of reach from the Illini.

Purdue controlled the first ten minutes, jumping out to a nine point lead on a Cameron Stephens putback with 10:46 left. The Illini then charged back with a 10-0 run over the next 4:35 to take a 16-15 lead with 6:11 to play.

Illinois carried its momentum into the second half, building an 11 point lead in the first two minutes. Purdue gradually cut the lead down to one with 9:12 left. The teams exchanged the lead four times in the next five minutes.

In the scoring shoot-out, Cornell was 9 of 18 from the floor and made 7 of 8 free throws. Bradford was also 9 of 18, draining 4 of 8 three point attempts.

PU (63)	FG-A	3P-A	FT-A	REB	PTS	A	TO	BK	S
Cardinal	2-9	1-6	1-4	7	6	1	4	1	4
Allison	1-1	0-0	0-0	0	2	0	0	1	1
Eldridge	2-6	1-2	0-0	2	5	3	2	0	1
Cornell	9-18	5-13	7-8	5	30	2	3	0	2
Cunningham	3-9	2-4	2-2	0	10	4	0	0	0
McQuay, Ga.	1-2	0-0	0-0	1	2	0	0	0	0
Kerkhof	0-0	0-0	0-0	1	0	0	0	0	0
Mayfield	0-1	0-0	0-0	0	0	0	0	0	0
Stephens	3-4	0-0	2-2	7	8	2	3	0	1
Robinson	0-1	0-0	0-0	0	0	0	2	0	1
Totals	21-51	9-25	12-16	26	63	12	15	2	10

FG%	1st: 9-24/.375	2nd: 12-27/.444	Game: .412
3PT%	1st: 4-12/.333	2nd: 5-13/.385	Game: .360
FT%	1st: 2-4/.500	2nd: 10-12/.833	Game: .750

UI (56)	FG-A	3P-A	FT-A	REB	PTS	A	TO	BK	S
Krupalija	1-1	0-0	1-2	6	3	1	1	0	0
McClain	2-8	0-0	3-4	2	7	2	3	0	3
Chukwudebe	2-4	0-0	2-2	8	6	0	1	1	1
Bradford	9-18	4-8	1-4	5	23	2	5	0	1
Brown	3-10	0-2	1-3	5	7	0	1	0	0
Davis	0-1	0-0	0-0	0	0	1	0	0	0
Hawkins	3-6	0-0	0-0	4	6	1	1	1	1
Mast	0-0	0-0	0-0	0	0	0	1	0	0
Archibald	0-0	0-0	0-0	0	0	0	2	1	1
Johnson	1-4	0-2	2-2	3	4	2	1	0	0
Totals	21-52	4-12	10-17	36	56	9	16	3	7

FG%	1st: 12-26/.462	2nd: 9-26/.346	Game: .404
3PT%	1st: 3-4/.750	2nd: 1-8/.125	Game: .333
FT%	1st: 3-6/.500	2nd: 7-11/.636	Game: .588

Score by Halves:	1st	2nd	Game
Purdue	24	39	63
Illinois	30	26	56

## GAME 26

ILLINOIS 69  
NORTHWESTERN 63  
February 17, 1999 Welsh-Ryan Arena  
Evanston, IL Attendance: 7,314

After a rough start that included missing his first seven shots, Illinois' Cory Bradford exploded in the second half and along with clutch shots from teammate Sergio McClain down the stretch, the Illini battled for a 69-63 victory at Northwestern.

The first half was tight as the two teams traded leads through the first 15 minutes of the game. Leading just 30-28 with 4:22 left in the first half, the Wildcats ended the half on a 7-1 run to build their largest lead of the night at 37-29.

Bradford began to heat up early in the second half, hitting his first shot from the field at the 16:00 mark. Bradford hit four consecutive jumpers for the Illini, scoring all the points in an 8-4 run that cut a 40-33 lead down to 44-41 with 12:05 on the clock. The Illini continued their run and a jumper by Victor Chukwudebe gave the visitors their first lead since midway through the first half.

After a free throw by Krupalija, McClain hustled to tip in his own miss to put the Illini up 63-59 with one minute left.

ILL (69)	FG-A	3P-A	FT-A	REB	PTS	A	TO	BK	S
Krupalija	3-6	0-1	1-2	9	7	1	1	0	2
McClain	5-13	0-0	3-4	7	13	4	1	0	2
Chukwudebe	6-13	0-0	0-1	5	12	2	0	1	1
Bradford	6-17	2-4	3-4	2	17	4	1	0	1
Brown	1-6	0-1	0-0	2	2	0	1	0	0
Davis	0-1	0-1	0-0	1	0	0	0	0	1
Hawkins	2-4	0-0	3-3	5	7	0	0	1	0
Mast	0-0	0-0	1-2	1	1	0	0	0	0
Archibald	0-0	0-0	2-2	0	2	1	1	0	0
Johnson	2-5	2-3	2-2	7	8	1	0	1	0
Totals	25-65	4-10	15-20	42	69	13	5	3	7

FG%	1st: 10-33/.303	2nd: 15-32/.469	Game: .385
3PT%	1st: 1-5/.200	2nd: 3-5/.600	Game: .400
FT%	1st: 8-9/.889	2nd: 7-11/.636	Game: .750

NW (63)	FG-A	3P-A	FT-A	REB	PTS	A	TO	BK	S
Lepore	3-9	3-7	0-0	3	9	1	2	1	0
Hardy	0-0	0-0	0-0	1	0	2	2	2	1
Eschmeyer	4-7	0-0	14-18	11	22	1	3	3	1
Bunnet	6-10	2-4	0-0	2	14	1	1	0	0
Newman	1-7	1-7	0-0	1	3	6	1	0	0
Harmen	0-0	0-0	0-0	0	0	0	0	0	0
Allouche	0-1	0-0	0-0	0	0	0	0	0	0
Wink	4-9	4-9	1-2	1	13	1	0	0	0
Molnar	1-2	0-0	0-2	4	2	0	3	1	0
Totals	19-45	10-27	15-22	32	63	12	12	7	2

FG%	1st: 12-23/.522	2nd: 7-22/.318	Game: .422
3PT%	1st: 5-10/.500	2nd: 5-17/.294	Game: .370
FT%	1st: 8-11/.727	2nd: 7-11/.636	Game: .682

Score by Halves:	1st	2nd	Game
Illinois	29	40	69
Northwestern	37	26	63

## GAME 27

#20 IOWA 78  
ILLINOIS 72  
February 21, 1999 Assembly Hall  
Champaign, IL Attendance: 16,450

Holding a four-point lead with just eight minutes left in the game, Illinois lost its shooting touch and Iowa went on a 17-3 to earn its first victory in Champaign since 1987.

In a back-and-forth first half, neither team led by more than five points. Trailing 23-21, Cleotis Brown scored all the points in an 8-1 Illini run that gave the hosts a 29-24 advantage. Iowa responded with its own 8-2 run to retake the lead at 32-31 before the Illini ended the half by scoring seven of the last nine points to claim a 38-34 lead at the break.

The two teams remained close in the second half and the score was knotted at 50-50 with 10:46 on the clock. A jumper by Sergio McClain followed by another Brown three-pointer gave the Illini a 55-51 advantage. From that point, Illinois' shooting went cold, as the Hawkeyes ran off a 17-3 run to build their largest lead of the game at 68-58 with 3:08 left.

The Hawkeyes clinched the game at the free throw line, hitting 6-6 down the stretch to hold on for the 78-72 win.

IA (78)	FG-A	3P-A	FT-A	REB	PTS	A	TO	BK	S
Jaeks	3-7	0-1	1-2	8	7	3	2	0	0
McCausland	5-8	2-4	6-6	2	18	0	0	0	2
Koch	3-7	1-2	6-6	2	13	0	4	0	1
Bauer	0-1	0-1	0-0	1	0	0	0	0	0
Oliver	3-4	2-2	4-5	1	12	4	4	0	2
Sertles	6-13	1-4	3-4	3	16	1	1	0	2
Rucker	0-4	0-0	0-0	2	0	0	1	1	0
Luehrsmann	2-2	1-1	2-2	4	7	7	1	0	1
Range	2-4	1-1	0-0	1	5	0	1	0	0
Smith	0-0	0-0	0-0	0	0	0	0	0	0
Totals	24-50	8-16	22-25	26	78	15	16	1	8

FG%	1st: 13-26/.500	2nd: 11-24/.458	Game: .480
3PT%	1st: 3-7/.429	2nd: 5-9/.556	Game: .500
FT%	1st: 5-6/.833	2nd: 17-19/.895	Game: .880

UI (72)	FG-A	3P-A	FT-A	REB	PTS	A	TO	BK	S
Brown	3-8	3-5	3-4	2	12	0	0	2	0
Krupalija	7-9	2-2	2-2	9	18	2	1	1	2
Chukwudebe	2-4	0-0	0-0	3	4	0	3	1	1
Bradford	4-17	1-10	1-2	0	10	5	4	0	1
McClain	6-11	1-1	1-2	2	14	4	6	0	4
Davis	3-6	1-4	0-0	2	7	0	0	0	0
Hawkins	2-5	0-0	0-0	6	4	0	2	3	0
Mast	0-0	0-0	0-0	0	0	0	0	0	1
Archibald	1-2	0-0	1-1	5	3	1	3	1	0
Johnson	0-0	0-0	0-0	0	2	0	2	0	0
Totals	28-62	8-22	8-11	30	72	14	19	8	9

FG%	1st: 14-32/.438	2nd: 14-30/.467	Game: .452
3PT%	1st: 5-10/.500	2nd: 3-12/.250	Game: .364
FT%	1st: 5-5/1.000	2nd: 3-6/.500	Game: .727

Score by Halves:	1st	2nd	Game
Iowa	34	44	78
Illinois	38	34	72



# '98-99 Game Summaries

## GAME 28

#20 INDIANA 70  
ILLINOIS OT 64

February 24, 1999 Assembly Hall  
Champaign, IL Attendance: 14,390

Trailing by 15 points early in the second half, Illinois rallied to force overtime only to fall to Indiana, 70-64, in the final Big Ten regular season game.

The Hoosiers burst out of the gates in the second half, scoring the first 10 points of the half to build their largest lead of the game at 40-25 with 16:49 on the clock. The Illini responded, chipping away at the lead and going on a 19-1 run to reclaim a 44-41 advantage. The Orange and Blue eventually claimed a 53-48 lead on two Krupalija free throws, his sixth made free throw in six attempts, with 2:09 on the clock. Krupalija forced overtime after being fouled on a Bradford putback. The freshman missed the first free throw but hit the second to send the game to overtime.

In the extra session, Indiana took the lead on three straight possessions only to see the Illini knot the score each time. Finally, the Hoosier's Kirk Haston hit a short hook shot over Chukwudebe to give Indiana the lead for good with 53 seconds left in the game. Two Haston free throws made it 66-62 and after Illinois' Bradford missed a three-pointer, Indiana hit 4-6 free throws down the stretch to seal the victory.

IND (70)	FG-A	3P-A	FT-A	REB	PTS	A	TO	BK	S
Recker	8-22	3-11	3-4	6	22	2	7	1	3
Richardson	0-5	0-0	0-2	4	0	0	0	2	0
Haston	2-11	0-0	9-10	13	13	1	2	1	0
Lewis	2-3	1-1	4-4	4	9	4	1	0	0
Guyton	6-17	4-12	2-4	3	18	3	3	2	1
Fife	0-2	0-1	1-2	5	1	4	1	0	1
Jimenez	0-0	0-0	0-0	1	0	0	1	0	0
Turner	0-0	0-0	0-0	0	0	0	0	0	0
Gladness	2-2	0-0	1-3	3	5	1	1	0	1
Odle	0-0	0-0	0-0	0	0	0	0	0	0
Washington	0-1	0-0	2-4	3	2	0	3	0	0
Totals	20-63	8-25	22-33	44	70	15	19	6	6

FG%	1st: 9-29/.310	2nd: 6-27/.222	Game: .317
3PT%	1st: 3-9/.333	2nd: 5-14/.357	Game: .320
FT%	1st: 9-14/.643	2nd: 7-11/.636	Game: .667

ILL (64)	FG-A	3P-A	FT-A	REB	PTS	A	TO	BK	S
Brown	1-3	0-2	0-0	4	2	0	2	0	2
Krupalija	6-9	0-1	7-8	12	19	0	2	1	0
Chukwudebe	6-13	0-0	1-2	11	13	0	1	0	0
Bradford	3-16	1-7	3-4	10	0	2	0	0	0
McClain	1-9	0-2	1-2	3	3	3	4	0	0
Davis	0-3	0-2	0-0	1	0	2	0	0	1
hawkins	3-9	0-0	4-8	7	10	0	1	0	1
Mast	1-5	0-1	2-2	1	4	1	1	0	0
Archibald	1-1	0-0	0-0	1	2	1	1	0	0
Johnson	0-2	0-1	1-2	4	5	1	2	0	0
Totals	22-70	1-16	19-28	48	64	8	16	1	4

FG%	1st: 11-31/.355	2nd: 7-25/.280	Game: .314
3PT%	1st: 1-6/.167	2nd: 0-6/.000	Game: .063
FT%	1st: 2-6/.333	2nd: 15-20/.750	Game: .679

Score by Halves:	1st	2nd	OT	Game
Indiana	30	24	16	70
Illinois	25	29	10	64

## GAME 29

ILLINOIS 67  
#23 MINNESOTA 64

March 4, 1999 United Center  
Chicago, IL Attendance: 18,641

The Fighting Illini got off to a fast start and held an 18-8 lead after the first ten minutes of the game. The Illinois lead climbed as high as 22 points on a three by Lucas Johnson with 4:30 left to go in the first half. The Illini shot 48.4% as a team in the first half compared to just 25.0% shooting for the Gophers.

Illinois retained the double digit lead through the first 5 minutes of the second half before the Gophers came back strong. Minnesota eventually reclaimed the lead at 45-44 lead with 9:23 left to go in the game. After that there were two ties before two straight three pointers by Bradford gave the Illini the lead for good with 6:30 left in the game. A jump shot by Minnesota's Kevin Nathaniel cut the Gopher deficit to 2 with 3:9 seconds left, but a free throw by Damir Krupalija sealed the Illini victory.

The Gophers outscored the Illini 41-29 in the second half, but the large halftime lead aided the close victory in Illinois' first game of the tournament. Bradford scored 22 in the Illinois win and Chukwudebe and Johnson each added 12 to the Illini total. The Illini shot 44.4% from the field for the game, and Illinois became the first #11 seed to win in the Big Ten Tournament.

ILL (67)	FG-A	3P-A	FT-A	REB	PTS	A	TO	BK	S
Krupalija	2-5	0-2	4-5	6	8	2	3	2	1
McClain	1-6	0-2	0-1	4	2	6	4	1	3
Chukwudebe	6-12	0-0	0-0	10	12	2	1	4	0
Bradford	8-16	6-7	0-1	3	22	2	0	0	1
Brown	0-4	0-0	0-0	0	0	0	2	0	1
Davis	0-1	0-1	0-0	0	0	1	2	0	0
Hawkins	2-2	0-0	0-0	1	4	1	2	0	0
Mast	2-2	0-0	3-5	0	7	1	1	0	1
Archibald	0-0	0-0	0-0	0	0	1	2	0	1
Johnson	3-6	1-3	5-6	4	12	3	2	0	0
Totals	24-54	7-15	12-17	35	67	19	18	7	8

FG%	1st: 15-31/.484	2nd: 9-23/.391	Game: .444
3PT%	1st: 3-7/.429	2nd: 4-8/.500	Game: .467
FT%	1st: 5-8/.625	2nd: 7-9/.778	Game: .706

MINN (64)	FG-A	3P-A	FT-A	REB	PTS	A	TO	BK	S
Lewis	3-17	1-6	1-2	4	8	0	2	0	3
Turner	3-5	0-0	6-7	8	12	1	3	0	1
Przybylla	3-8	0-0	0-0	7	6	2	2	1	0
Clark	4-10	2-5	9-13	5	19	3	2	0	3
Nathaniel	2-6	0-0	3-6	3	7	3	1	0	5
Ohnstad	0-0	0-0	1-2	0	1	1	2	0	0
Simmons	0-0	0-0	0-0	0	0	0	2	0	0
Stanford	1-3	0-1	2-2	3	4	1	0	0	0
Broxie	0-1	0-0	0-0	1	0	0	0	2	0
Rychart	0-0	0-0	3-4	3	3	0	0	0	0
Sanden	2-6	0-1	0-1	3	4	1	1	0	1
Totals	18-56	3-13	25-37	43	64	12	15	3	13

FG%	1st: 6-24/.250	2nd: 12-32/.375	Game: .321
3PT%	1st: 0-2/.000	2nd: 3-11/.273	Game: .231
FT%	1st: 11-17/.647	2nd: 14-20/.700	Game: .676

Score by Halves:	1st	2nd	Game
Illinois	38	29	67
Minnesota	23	41	64

## GAME 30

ILLINOIS 82  
#17 INDIANA 66

March 5, 1999 United Center  
Chicago Illinois Attendance: 20,297

Indiana took an early lead on a quick layup by Luke Recker. However, Illinois' first lead of the night came just seconds later on a three pointer by Damir Krupalija. Indiana regained the lead and held it until a Cleotis Brown layup tied the game at 15 with 12:35 left to go. A layup by Sergio McClain recaptured the lead for the Illini and they remained in control for the remainder of the half.

The Illini came out strong in the second half and forged their first double-digit lead of the game on a three by Bradford with 16:28 left. The closest the Hoosiers ever came was an A.J. Guyton three pointer that brought Indiana to within eight points. Two free throws by Fess Hawkins gave the Illini a ten point lead and they never looked back. The largest lead for the Illini came when Bradford hit a three point shot with 2:05 left in the game to bring the score to 79-60.

Lucas Johnson was the high scorer for the Illini with 17 points. However, Bradford added 15 to the cause which gave him a total of 456 points for the year. That broke the Illinois school record for points by a freshman, 452, originally set by Deon Thomas.

ILL (82)	FG-A	3P-A	FT-A	REB	PTS	A	TO	BK	S
Krupalija	2-6	1-3	1-4	10	6	3	3	0	0
McClain	6-13	0-0	1-1	3	13	4	0	0	1
Chukwudebe	1-7	0-0	0-0	2	2	1	0	0	0
Bradford	5-10	4-5	1-2	3	15	0	3	0	0
Johnson	5-10	3-6	4-4	5	17	4	2	0	0
Davis	0-0	0-0	0-0	0	0	0	0	0	0
Hawkins	4-7	0-0	8-8	5	16	1	0	0	2
Mast	1-3	0-2	0-0	1	2	3	0	0	0
Archibald	1-2	0-0	1-3	7	3	1	2	0	1
Brown	3-6	0-1	2-4	4	8	0	2	0	1
Totals	28-64	8-17	18-26	51	82	17	13	0	5

FG%	1st: 16-39/.410	2nd: 12-25/.480	Game: .438
3PT%	1st: 3-9/.333	2nd: 5-8/.625	Game: .471
FT%	1st: 0-2/.000	2nd: 18-24/.750	Game: .692

IND (66)	FG-A	3P-A	FT-A	REB	PTS	A	TO	BK	S
Gladness	1-1	0-0	1-1	2	3	1	0	0	0
Recker	2-9	1-5	2-2	6	7	4	1	0	2
Richardson	6-10	0-0	7-10	2	19	0	2	1	0
Turner	2-6	0-1	0-0	2	4	1	1	0	0
Guyton	5-13	4-12	1-3	1	15	2	3	1	0
Fife	0-2	0-2	0-0	2	0	3	1	0	0
Jimenez	1-1	1-1	0-0	0	3	1	1	0	0
Lewis	2-4	0-1	2-2	2	6	4	1	0	2
Haston	1-3	0-0	1-1	6	2	0	3	0	0
Odle	1-2	0-1	1-2	1	3	1	0	0	1
Washington	2-2	0-0	0-0	1	4	0	0	0	0
Totals	23-53	6-23	14-21	26	66	17	13	2	5

FG%	1st: 9-21/.429	2nd: 14-32/.438	Game: .434
3PT%	1st: 3-9/.333	2nd: 3-14/.333	Game: .261
FT%	1st: 10-14/.714	2nd: 4-7/.571	Game: .667

Score by Halves:	1st	2nd	Game
Illinois	35	47	82
Indiana	31	35	66



# '98-99 Game Summaries

## GAME 31

ILLINOIS 79  
#11 OHIO STATE 77

March 6, 1999 United Center  
Chicago, IL Attendance: 20,695

After two upsets in two days, the Fighting Illini were paired up against the second seeded Buckeyes in the Big Ten Tournament Semifinals.

The Illini extended their great offensive play by shooting 48.3% from the field. For the second night in a row, Johnson set the pace for the Illini by contributing 10 points in the first half.

Ohio State scored first in the second half tying the game at 33 barely three minutes into the half. A Bradford jumper gave the Illini the lead again. The Illinois advantage reached as high as 11 after Sergio McClain was fouled while shooting a layup and completed the three point play. With 1:52 left in the game, a three by Ohio State's Neshawn Coleman tied the contest at 70. Bradford then hit two free throws helping the Illini to take the lead for good.

Once again Illinois had a great shooting night to pull their third upset of the tourney with a 79-77 win. the Illini shot 51.0% from the field for the game. Bradford was the leading scorer with 17. With the win, the 11th-seeded Illini battled through three consecutive upsets to earn a spot in the Championship game of the Big Ten Tournament.

ILL (79)	FG-A	3P-A	FTA	REB	PTS	A	TO	BK	S
Krupalija	1-1	1-1	1-2	2	4	1	3	0	0
McClain	3-6	0-0	1-3	4	7	4	3	0	2
Chukwuudebe	6-10	0-0	1-2	6	13	2	1	1	1
Bradford	5-15	1-8	6-6	0	17	4	2	0	1
Johnson	4-7	2-5	2-2	2	12	1	6	0	1
Davis	1-3	0-0	4-7	5	6	0	1	1	0
Hawkins	0-0	0-0	2-2	0	2	2	0	0	0
Mast	0-0	0-0	2-2	0	2	2	0	0	0
Archibald	2-4	0-0	3-4	6	7	3	2	0	1
Brown	4-5	1-2	2-2	7	11	1	2	1	2
Totals	26-51	5-16	22-30	35	79	18	20	3	8

FG%	1st: 14-29/.438	2nd: 12-22/.545	Game: .510
3PT%	1st: 3-9/.333	2nd: 2-7/.286	Game: .313
FT%	1st: 1-2/.500	2nd: 21-28/.750	Game: .733

OSU (77)	FG-A	3P-A	FTA	REB	PTS	A	TO	BK	S
Singleton	2-8	0-0	3-3	7	7	2	4	0	4
Sanderson	1-6	0-3	0-0	3	2	0	1	0	0
Johnson	2-6	0-0	0-1	4	4	0	1	0	1
Penn	5-13	3-9	2-6	3	15	8	2	0	1
Redd	11-18	2-4	8-11	7	32	3	4	0	3
Coleman	2-5	2-5	0-0	2	6	1	1	0	0
Brown	3-4	1-1	0-0	1	7	3	2	0	0
Savovic	0-3	0-2	0-0	2	0	2	0	0	1
Reese	1-3	0-0	2-2	3	4	0	2	1	0
Totals	27-66	8-24	15-23	40	77	19	18	1	10

FG%	1st: 10-29/.345	2nd: 17-37/.459	Game: .409
3PT%	1st: 3-9/.333	2nd: 5-15/.333	Game: .333
FT%	1st: 4-6/.667	2nd: 11-17/.647	Game: .652

Score by Halves:	1st	2nd	Game
Illinois	32	47	79
Ohio State	27	50	77

## GAME 32

#2 MICHIGAN STATE 67  
ILLINOIS 50

March 7, 1999 United Center  
Chicago, IL Attendance: 19,581

On the fourth day of the tournament, the first half did not go as well for the Illini as it had for the past three nights. Illinois never trailed by more than five for the first 15 minutes of the game. However the final five minutes of the half were dominated by Michigan State as the Spartans took a 13 point lead into the halftime break.

For the first time in the tournament, none of the Illini scored in double-digits in the first half. Cory Bradford was the leading scorer with eight. Michigan State scored 14 points off of Illinois turnovers while the Illini were unable to capitalize on any of the four Spartan miscues.

The Spartans added to their lead after the break, leading by as many as 26 points twice during the period. The Illini cut the Spartan lead to 15 on a Bradford three with 3:33 to go. A tip in by Morris Peterson with just under a minute to go gave the Spartans a 67-50 victory.

Cory Bradford, the only Illini in double figures, paced the team with 21 points. For his effort, Bradford was named to the All-tournament team.

ILL (67)	FG-A	3P-A	FTA	REB	PTS	A	TO	BK	S
Krupalija	0-1	0-1	0-0	2	0	2	1	0	0
McClain	2-5	0-1	2-5	1	6	2	3	0	2
Chukwuudebe	1-1	0-0	1-2	1	3	0	0	1	1
Bradford	7-17	6-9	1-2	3	21	0	3	0	0
Johnson	3-7	0-0	3-5	2	9	1	2	0	1
Hawkins	3-6	0-0	3-6	6	9	1	1	0	2
Mast	0-0	0-0	0-0	0	0	0	1	0	0
Archibald	0-1	0-0	0-0	3	0	2	4	0	2
Brown	1-5	0-3	0-0	1	2	2	1	0	1
Totals	17-43	6-14	10-20	24	50	10	16	1	10

FG%	1st: 8-20/.395	2nd: 9-23/.391	Game: .395
3PT%	1st: 2-4/.500	2nd: 4-10/.400	Game: .429
FT%	1st: 7-13/.538	2nd: 3-7/.429	Game: .500

MSU (67)	FG-A	3P-A	FTA	REB	PTS	A	TO	BK	S
Klein	2-9	2-7	0-0	1	6	3	2	0	0
Hutson	4-7	0-0	3-4	6	11	1	0	1	1
Smith	4-6	0-0	1-2	13	9	2	3	1	2
Cleaves	4-6	1-3	0-0	0	9	10	4	0	1
Bell	3-6	0-2	0-0	1	6	1	1	0	3
Kelley	4-7	1-2	0-0	1	9	1	1	1	0
Guess	0-1	0-0	0-0	1	0	0	0	0	0
Smith	0-1	0-0	0-0	0	0	0	0	0	0
Cherry	0-1	0-1	0-0	0	0	0	0	0	0
Davis	0-2	0-1	0-0	0	0	1	2	1	0
Peterson	5-10	1-2	0-0	10	11	0	1	0	2
Granger	2-3	0-0	2-4	2	6	1	1	0	0
Totals	28-59	5-18	6-10	40	67	20	15	4	9


FG%	1st: 16-34/.471	2nd: 12-25/.480	Game: .475
3PT%	1st: 3-10/.300	2nd: 2-8/.250	Game: .278
FT%	1st: 3-4/.750	2nd: 3-6/.500	Game: .600

Score by Halves:	1st	2nd	Game
Illinois	25	25	50
Michigan State	38	29	67





# Record Book



UNIVERSITY OF


# Year-by-Year Records

Year	Coach	Season		Big Ten		Big Ten Finish	Post Season
		W	L	W	L		
1906	Elwood Brown	6	8	3	6	fourth	
1907	F.L. Pinckney	1	10	0	8	fifth	
1908	Fletcher Lane	20	6	6	5	third	
1909	Herb V. Juul	7	6	5	6	fourth	
1910	Herb V. Juul	5	4	5	4	fourth	
1911	T.E. Thompson	6	6	6	5	fourth	
1912	T.E. Thompson	8	8	4	8	fifth	
1913	Ralph R. Jones	10	6	7	6	fifth	
1914	Ralph R. Jones	9	4	7	3	third	
1915	Ralph R. Jones	16	0	12	0	FIRST	
1916	Ralph R. Jones	13	3	9	3	second (T)	
1917	Ralph R. Jones	13	3	10	2	FIRST (T)	
1918	Ralph R. Jones	9	6	6	6	fourth (T)	
1919	Ralph R. Jones	6	8	5	7	fifth	
1920	Ralph R. Jones	9	4	8	4	third	
1921	Frank J. Winters	11	7	7	5	fourth (T)	
1922	Frank J. Winters	14	5	7	5	fourth (T)	
1923	J. Craig Ruby	9	6	7	5	fourth (T)	
1924	J. Craig Ruby	11	6	8	4	FIRST (T)	
1925	J. Craig Ruby	11	6	8	4	third (T)	
1926	J. Craig Ruby	9	8	6	6	fifth (T)	
1927	J. Craig Ruby	10	7	7	5	fourth (T)	
1928	J. Craig Ruby	5	12	2	10	ninth (T)	
1929	J. Craig Ruby	10	7	6	6	fifth (T)	
1930	J. Craig Ruby	8	8	7	5	fourth (T)	
1931	J. Craig Ruby	12	5	7	5	fifth	
1932	J. Craig Ruby	11	6	7	5	fifth	
1933	J. Craig Ruby	11	7	6	6	fifth (T)	
1934	J. Craig Ruby	13	6	7	5	fourth	
1935	J. Craig Ruby	15	5	9	3	FIRST (T)	
1936	J. Craig Ruby	13	6	7	5	third (T)	
1937	Douglas R. Mills	14	4	10	2	FIRST (T)	

Year	Coach	Season		Big Ten		Big Ten Finish	Post Season
		W	L	W	L		
1938	Douglas R. Mills	9	9	4	8	eighth (T)	
1939	Douglas R. Mills	14	5	8	4	third	
1940	Douglas R. Mills	14	6	7	5	fourth (T)	
1941	Douglas R. Mills	13	7	7	5	third (T)	
1942	Douglas R. Mills	18	5	13	2	FIRST	NCAA
1943	Douglas R. Mills	17	1	12	0	FIRST	
1944	Douglas R. Mills	11	9	5	7	sixth	
1945	Douglas R. Mills	13	7	7	5	third	
1946	Douglas R. Mills	14	7	7	5	fifth (T)	
1947	Douglas R. Mills	14	6	8	4	second (T)	
1948	Harry Combes	15	5	7	5	third (T)	
1949	Harry Combes	21	4	10	2	FIRST	
1950	Harry Combes	14	8	7	5	third (T)	
1951	Harry Combes	22	5	13	1	FIRST	NCAA
1952	Harry Combes	22	4	12	2	FIRST	NCAA
1953	Harry Combes	18	4	14	4	second	
1954	Harry Combes	17	5	10	4	third (T)	
1955	Harry Combes	17	5	10	4	second (T)	
1956	Harry Combes	18	4	11	3	second	
1957	Harry Combes	14	8	7	7	seventh	
1958	Harry Combes	11	11	5	9	eighth (T)	
1959	Harry Combes	12	10	7	7	fifth (T)	
1960	Harry Combes	16	7	8	6	third (T)	
1961	Harry Combes	9	15	5	9	seventh	
1962	Harry Combes	15	8	7	7	fourth (T)	
1963	Harry Combes	20	6	11	3	FIRST (T)	NCAA
1964	Harry Combes	13	11	6	8	sixth (T)	
1965	Harry Combes	18	6	10	4	third	
1966	Harry Combes	12	12	8	6	third (T)	
1967	Harry Combes	12	12	6	8	seventh (T)	
1968	Harv Schmidt	11	13	6	8	seventh (T)	
1969	Harv Schmidt	19	5	9	5	second (T)	
1970	Harv Schmidt	15	9	8	6	third (T)	
1971	Harv Schmidt	11	12	5	9	fifth (T)	
1972	Harv Schmidt	14	10	5	9	eighth (T)	
1973	Harv Schmidt	14	10	8	6	third (T)	
1974	Harv Schmidt	5	18	2	12	tenth	
1975	Gene Bartow	8	18	4	14	ninth (T)	
1976	Lou Henson	14	13	7	11	seventh (T)	
1977	Lou Henson	16	14	8	10	sixth	
1978	Lou Henson	13	14	7	11	seventh	
1979	Lou Henson	19	11	7	11	seventh	
1980	Lou Henson	22	13	8	10	sixth (T)	NIT
1981	Lou Henson	21	8	12	6	third	NCAA
1982	Lou Henson	18	11	10	8	sixth	NIT
1983	Lou Henson	21	11	11	7	second (T)	NCAA
1984	Lou Henson	26	5	15	3	FIRST (T)	NCAA
1985	Lou Henson	26	9	12	6	second	NCAA
1986	Lou Henson	22	10	11	7	fourth (T)	NCAA
1987	Lou Henson	23	8	13	5	fourth	NCAA
1988	Lou Henson	23	10	12	6	third (T)	NCAA
1989	Lou Henson	31	5	14	4	second	NCAA
1990	Lou Henson	21	8	11	7	fourth (T)	NCAA
1991	Lou Henson	21	10	11	7	third (T)	
1992	Lou Henson	13	15	7	11	eighth	
1993	Lou Henson	19	13	11	7	third (T)	NCAA
1994	Lou Henson	17	11	10	8	fourth (T)	NCAA
1995	Lou Henson	19	12	10	8	fifth (T)	NCAA
1996	Lou Henson	18	13	7	11	ninth	NIT
1997	Lon Kruger	22	10	11	7	fourth (T)	NCAA
1998	Lon Kruger	23	10	13	3	FIRST (T)	NCAA
1999	Lon Kruger	14	18	3	13	eleventh	



Harry Combes



Lou Henson



Doug Mills

## Illinois Coaching Records

Coach	Seasons	Yrs.	G	W	L	Pct.
Elwood Brown	1906	1	14	6	8	.429
F. L. Pinckney	1907	1	11	1	10	.091
Fletcher Lane	1908	1	26	20	6	.769
Herb V. Juul	1909-10	2	22	12	10	.545
T. E. Thompson	1911-12	2	28	14	14	.500
Ralph R. Jones	1913-20	8	119	85	34	.714
Frank J. Winters	1921-22	2	37	25	12	.676
J. Craig Ruby	1923-36	14	243	148	95	.609
Douglas R. Mills	1937-47	11	217	151	66	.696
Harry Combes	1948-67	20	466	316	150	.678
Harv Schmidt	1968-74	7	166	89	77	.536
Gene Bartow	1975	1	26	8	18	.308
Lou Henson	1976-96	21	647	423	224	.654
Lon Kruger	1997-99	3	97	59	38	.608
		94	2119	1357	762	.640

# Year-by-Year Results

## Head Coach Elwood Brown (1 year, 6-8, .429)



Leo Hana was put in charge of building the basketball program at Illinois after a women's program had existed for years. A team, led by its playing captain Roy Riley, beat Champaign High School Jan. 6, two weeks before Hana was able to replace Riley with a "professional" coach. Elwood Brown became Illinois' first basketball coach Jan. 20, 1906, and proceeded to turn in a commendable

coaching job, especially since the squad lost two of its mainstays during the season. "The results of the season were on the whole satisfactory. In the future, there will not be such a lack of material as hampered the coach (Brown) this season," wrote the 1907 Illio.

## 1905-06 (6-8, 3-6)

Coach: Elwood Brown

Captains: (elected each game)

Lineup: f Stewart, f Tallmudge, c Riley, g Dadant, g Juul, g Ryan

J 12	71	Champaign High School (at Urbana)	.4	(W)
J 20	27	Indiana (at Urbana)	.24	(W)
J 27	25	Purdue (at Urbana)	.19	(W)
F 2	19	at Minnesota	.32	(L)
F 5	23	Wheaton	.21	(W)
F 8	15	at Evanston Y.M.C.A.	.51	(L)
F 9	14	at Chicago	.49	(L)
F 10	28	at Wheaton	.37	(L)
F 14	31	Oberlin	.25	(W)
F 16	7	at Indiana	.38	(L)
F 17	22	at Purdue	.48	(L)
F 24	24	Chicago	.21	(W)
F 28	25	Minnesota	.27	(L)
M 3	32	Wisconsin	.35	(L)

Big Ten: 4th place

## Head Coach F.L. Pinckney (1 year, 1-10, .090)

Pinckney took over the coaching reins for a year in 1907. There was promise for a good season after the solid start the program had made in 1906. More than 100 men tried out for the team. Pinckney found at least three freshman he thought would help the team and placed them on the varsity squad. However, the Western Conference Committee declared the three ineligible, leaving Pinckney with a much depleted team and Illinois with its worst record ever. The decision to make the freshmen ineligible gave Pinckney the same problem Brown faced the year before - turning out a winning team with limited talent.

## 1906-07 (1-10, 0-8)

Coach: F.L. Pinckney

Captain: H.V. Juul

Lineup: f Ryan, f Stewart, c Westfall, g Dadant, g Cermack, g Juul

D 15	38	at Peoria Y.M.C.A.	.19	(W)
J 2	26	at Chicago Y.M.C.A.	.31	(L)
J 12	27	Purdue	.32	(L)
J 19	16	Wisconsin	.22	(L)
J 31	3	at Minnesota	.42	(L)
F 1	13	at Wisconsin	.47	(L)
F 2	20	at Chicago	.53	(L)
F 15	13	at Wabash	.50	(L)
F 16	18	at Purdue	.45	(L)
F 23	20	Chicago	.35	(L)
M 1	29	Minnesota	.36	(L)

Big Ten: 5th place

## Head Coach Fletcher Lane (1 year, 20-6, .769)



Fletcher Lane's all-time best winning percentage among Illinois coaches is misleading, since he only coached for one year. His 20-6 team of 1908 benefited from a long Southern trip in which the team beat several YMCA and club teams from Tennessee, Texas, Alabama, and Georgia. The club was billed as a closely-knit group, due in part to the long trip. The players, however, did not appear to appreciate Lane's coaching

style. M.G. Dadant, the 1908 captain wrote, "Handicapped as they were by the lack of any competent coaching, the players went through the season in perfect harmony, each one relinquishing any personal feelings that the team might be better as a whole."

## 1907-08 (20-6, 6-5)

Coach: Fletcher Lane

Captain: M.G. Dadant

Lineup: f Penn, f Popperfuss, c Brundage, g Thompson, g Dadant

D 19	33	at Decatur Y.M.C.A.	.28	(W)
D 20	36	Washington University	.25	(W)
D 21	92	at Cairo Athletic Club	.14	(W)
D 23	56	at Memphis Y.M.C.A.	.8	(W)
D 25	41	at Ft. Worth Y.M.C.A.	.25	(W)
D 25	32	at Ft. Worth Y.M.C.A.	.20	(W)
D 26	58	at Waco Y.M.C.A.	.20	(W)
D 27	36	at Temple Y.M.C.A.	.17	(W)
D 28	41	at Galveston Y.M.C.A.	.21	(W)
D 30	34	at Beaumont Y.M.C.A.	.17	(W)
J 1	22	at Mobile Y.M.C.A.	.21	(W)
J 2	31	at Columbus Y.M.C.A.	.30	(W)
J 2	21	at Montgomery Y.M.C.A.	.31	(L)
J 3	46	at Birmingham A.C.	.24	(W)
J 4	35	Rose Poly (at Terre Haute)	.26	(W)
J 11	24	at Purdue	.23	(W)
J 18	20	Wisconsin	.28	(L)

J 25	39	Indiana	.12	(W)
F 8	21	Chicago	.35	(L)
F 14	36	at Iowa	.46	(L)
F 15	16	at Minnesota	.15	(W)
F 29	38	Purdue	.15	(W)
M 6	17	at Chicago	.42	(L)
M 7	18	at Northwestern	.13	(W)
M 9	14	at Wisconsin	.27	(L)
M 12	22	Minnesota	.20	(W)

Big Ten: 3rd place

## Head Coach H.V. Juul (2 years, 12-10, .545)



H. V. Juul became the first Illinois basketball coach to stay for more than one year. He also became the first former Fighting Illini player to head the Illinois basketball program and was captain of the 1907 squad. After leading Illinois to a 12-10 record over two years, he departed to become a professional baseball player, enjoying stints with the Chicago Cubs and Cincinnati Reds. Juul was the son of a former Illinois

Congressman and, prior to his death in 1928, was a committeeman in the 35th Ward in Chicago as well as campaign director for the Republican Party headquarters at the Morrisson Hotel in Chicago.

## 1908-09 (7-6, 5-6)

Coach: H.V. Juul

Captain: H.J. Popperfuss

Lineup: f Watson, f Popperfuss, c Poston, g Rennacker, g Bernstein, g Thompson

D 22	93	at Shelbyville Business College	.19	(W)
D 23	47	at Mt. Vernon	.25	(W)
J 9	30	Indiana	.2	(W)
J 16	28	Wisconsin	.19	(W)
J 22	17	at Minnesota	.18	(L)
J 23	10	at Wisconsin	.20	(L)
F 10	21	Minnesota	.20	(W)
F 13	15	Chicago	.17	(L)
F 17	24	Purdue	.18	(W)
F 26	10	at Chicago	.23	(L)
F 27	35	at Northwestern	.4	(W)
M 5	20	at Purdue	.28	(L)
M 6	13	at Indiana	.23	(L)

Big Ten: 4th place

(Note: All Big Ten Conference games in bold; Big Ten records also listed in bold; Illinois score listed on the left; lineup includes regular starters.)



# Year-by-Year Results

## 1909-10 (5-4, 5-4)

Coach: H.V. Juul

Captain: Carl Watson

Lineup: f Hall, f Popperfuss, c Watson,  
g Bernstein, g Thompson

J 15	16	at Wisconsin	.28	(L)
J 21	34	Wisconsin	.14	(W)
J 29	33	Purdue	.17	(W)
F 5	30	Indiana	.20	(W)
F 8	11	Chicago	.21	(L)
F 26	24	at Chicago	.15	(W)
M 4	10	at Purdue	.28	(L)
M 5	26	at Indiana	.12	(W)
M 9	9	Minnesota	.22	(L)

Big Ten: 4th place

## Head Coach T.E. Thompson (2 years, 14-14, .500)



T. E. Thompson also had a two-year career as head basketball coach at Illinois, compiling a 14-14 record. Thompson claimed, at the time, to be the only player in Western Conference history to have played five years of collegiate basketball. He was at Northwestern for one year before playing at Illinois for four additional seasons. In addition to his duties as basketball coach at Illinois in 1911-12, he also served

as Athletic Director George Huff's only assistant in the athletic department, doubling as the school's general manager of athletics and as ticket manager. After leaving the university, he founded The Thomas Thompson Company in Highland Park, Ill., a manufacturer of enamel products.

## 1910-11 (6-6, 6-5)

Coach: T.E. Thompson

Captain: L.S. Bernstein

Lineup: f Bernstein, f Poston, c Leo, g White,  
g Woolston

D 31	19	at Evanston Y.M.C.A.	.28	(L)
J 7	32	Indiana	.22	(W)
J 14	17	Chicago	.23	(L)
J 20	18	at Minnesota	.17	(W)
J 21	17	at Wisconsin	.20	(L)
J 28	29	Purdue	.33	(L)
F 17	14	at Indiana	.19	(L)
F 18	25	at Purdue	.15	(W)
F 24	18	at Chicago	.19	(L)
F 25	26	at Northwestern	.15	(W)
M 2	22	Minnesota	.12	(W)
M 11	21	Wisconsin	.18	(W)

Big Ten: 4th place

## 1911-12 (8-8, 4-8)

Coach: T.E. Thompson

Captain: W.H. Woolston

Lineup: f Hall, f Dahringer, f Gates, c Leo,  
g White, g Woolston

D 16	48	Millikin	.8	(W)
D 29	43	at Evanston Reds	.8	(W)
D 30	37	at Evanston Reds	.7	(W)
J 5	44	Illinois Wesleyan	.12	(W)
J 12	16	at Minnesota	.22	(L)
J 14	10	at Wisconsin	.27	(L)
J 20	21	Chicago	.22	(L)
J 27	20	Purdue	.35	(L)
F 6	14	at Purdue	.28	(L)
F 7	24	at Indiana	.25	(L)
F 10	13	Minnesota	.10	(W)
F 23	41	Indiana	.16	(W)
M 2	25	Northwestern	.10	(W)
M 8	12	at Chicago	.17	(L)
M 9	30	at Northwestern	.19	(W)
M 15	15	Wisconsin	.23	(L)

Big Ten: 5th place

## Head Coach Ralph Jones (8 years, 85-34, .714)



After arriving at Illinois from Purdue, Ralph Jones left an impressive legacy behind in Champaign. Besides coaching freshman football and baseball during his tenure at Illinois, he was credited by some with originating the fast break in basketball. After leading the Fighting Illini to one outright crown and the sharing of one other conference championship, Jones left to coach at Wabash and eventually Lake Forest Academy.

In addition, Jones was head coach of the Chicago Bears from 1930-33, where, among other achievements, he was credited with the revival of the T-formation, and the use of a man in motion to throw off the defense.

## 1912-13 (10-6, 7-6)

Coach: Ralph R. Jones

Captain: H.W. Dahringer

Lineup: f Kircher, f Dahringer, f Williford,  
g White, g Duner, g Hoffman

D 20	18	Wesleyan	.13	(W)
J 4	27	at Decatur Y.M.C.A.	.13	(W)
J 6	52	Rose Poly Tech.	.14	(W)
J 11	15	Wisconsin	.16	(L)
J 21	22	Purdue	.18	(W)
J 28	35	Iowa	.9	(W)
F 8	19	Minnesota	.12	(W)
F 14	23	Northwestern	.22	(W)
F 21	13	at Wisconsin	.18	(L)
F 22	20	at Minnesota	.10	(W)
F 26	12	Chicago	.19	(L)
M 1	29	Indiana	.12	(W)
M 7	11	at Purdue	.12	(L)
M 8	23	at Indiana	.17	(W)
M 14	16	at Chicago	.21	(L)
M 15	18	at Northwestern	.20	(L)

Big Ten: 5th place

## 1913-14 (9-4, 7-3)

Coach: Ralph R. Jones

Captain: E. A. Williford

Lineup: f Kircher, f Williford, c Bane, g Crane,  
g Duner

D 18	19	Millikin	.10	(W)
J 2	46	Riverside (at LaGrange)	.17	(W)
J 3	20	at Evanston Reds	.24	(L)
J 6	35	Indiana	.6	(W)
J 10	25	Wisconsin	.26	(L)
J 17	26	Purdue	.20	(W)
J 20	11	Chicago	.12	(L)
J 23	18	Minnesota	.16	(W)
F 6	30	at Purdue	.25	(W)
F 7	31	at Indiana	.15	(W)
F 14	35	Northwestern	.15	(W)
F 20	16	at Wisconsin	.29	(L)
F 21	26	at Minnesota	.11	(W)

Big Ten: 4th place

## 1914-15 (16-0, 12-0) National Champions

Coach: Ralph R. Jones

Captain: Sven Duner

Lineup: f Alwood, f Williford, f Ralf Woods,  
c Bane, g Duner, g Ray Woods

D 8	52	Arkansas A.C.	.6	(W)
D 12	50	Illinois Wesleyan	.9	(W)
D 18	19	at Millikin	.16	(W)
J 2	27	at Peoria Tigers	.14	(W)
J 11	34	Indiana	.13	(W)
J 16	27	Purdue	.8	(W)
J 23	24	Ohio State	.17	(W)
J 26	20	at Indiana	.4	(W)
F 8	39	Wisconsin	.19	(W)
F 13	19	at Wisconsin	.17	(W)
F 15	20	at Minnesota	.10	(W)
F 23	20	Chicago	.12	(W)
F 27	22	at Purdue	.15	(W)
M 1	26	at Ohio State	.19	(W)
M 6	19	at Chicago	.18	(W)
M 8	26	Minnesota	.11	(W)

Big Ten: 1st place

## 1915-16 (13-3, 9-3)

Coach: Ralph R. Jones

Captain: Ray Woods


Lineup: f Otto, f Ralf Woods, f Elwell, c Alwood,  
g Ray Woods, g Applegran

D 13	36	Millikin	.16	(W)
D 17	34	at Millikin	.19	(W)
J 1	25	at Illinois Wesleyan	.18	(W)
J 4	24	Wabash	.16	(W)
J 11	22	Purdue	.11	(W)
J 15	21	Ohio State	.10	(W)
J 22	27	Wisconsin	.20	(W)
F 9	30	at Chicago	.17	(W)
F 12	21	Northwestern (OT)	.23	(L)
F 19	14	at Wisconsin	.34	(L)
F 21	27	at Minnesota	.22	(W)
F 26	31	Chicago	.13	(W)
F 29	16	at Northwestern	.25	(L)
M 4	29	at Purdue	.19	(W)
M 6	28	at Ohio State	.22	(W)
M 13	20	Minnesota	.9	(W)

Big Ten: 2nd place (t)



# Year-by-Year Results



1917 Big Ten Champions

## 1916-17 (13-3, 10-2)

Coach: Ralph R. Jones

Captain: C.G. Alwood

Lineup: f Felmley, f McKay, f Ralf Woods,  
c Alwood, g Ray Woods, g Halas

D 9	38	at Millikin	.18	(W)
D 15	26	Wabash	.28	(L)
D 18	38	Millikin	.16	(W)
J 3	52	Northwestern College	.10	(W)
J 6	28	at Purdue	.24	(W)
J 8	38	at Ohio State	.14	(W)
J 12	45	Northwestern	.17	(W)
J 16	20	Chicago	.10	(W)
J 20	14	at Wisconsin	.25	(L)
J 22	11	at Minnesota	.20	(L)
F 3	19	at Chicago	.16	(W)
F 5	34	Ohio State	.21	(W)
F 10	18	Minnesota	.17	(W)
F 17	27	Purdue	.16	(W)
F 24	20	Wisconsin	.17	(W)
M 2	21	at Northwestern	.12	(W)

Big Ten: 1st place (t)

## 1917-18 (9-6, 6-6)

Coach: Ralph R. Jones

Captains: George S. Halas, E.W. Anderson

Lineup: f Anderson, f Mittleman, c Probst,  
c Taylor, g Halas, g Ingwersen

D 15	40	Millikin	.13	(W)
D 19	31	at Millikin	.13	(W)
J 5	24	Wabash	.9	(W)
J 9	27	Purdue	.17	(W)
J 14	28	Minnesota	.17	(W)
J 19	21	Wisconsin	.22	(L)
F 2	19	at Chicago	.23	(L)
F 9	38	Northwestern	.22	(W)
F 11	35	Ohio State	.21	(W)
F 16	26	at Purdue	.29	(L)
F 18	26	at Ohio State	.23	(W)
F 23	15	at Wisconsin	.23	(L)
F 25	22	at Minnesota	.35	(L)
M 2	14	at Northwestern	.29	(L)
M 6	20	Chicago	.17	(W)

Big Ten: 4th place (t)

## 1918-19 (6-8, 5-7)

Coach: Ralph R. Jones

Captain: B.A. Ingwersen

Lineup: f Fletcher, f Ingwersen, f Mittleman,  
c Wilson, g Kopp, g Taylor

J 3	26	Great Lakes	.28	(L)
J 10	37	Millikin	.17	(W)
J 18	13	Purdue	.16	(L)
J 20	25	Ohio State	.20	(W)
J 25	25	at Wisconsin	.15	(W)
J 27	17	at Minnesota	.36	(L)
F 1	27	at Michigan	.23	(W)
F 8	12	at Chicago	.17	(L)
F 15	16	Wisconsin	.14	(W)
F 21	25	at Purdue	.18	(W)
F 24	15	at Ohio State	.32	(L)
M 1	15	Chicago	.17	(L)
M 3	9	Minnesota	.26	(L)
M 10	18	Michigan	.22	(L)

Big Ten: 5th place

## 1919-20 (9-4, 8-4)

Coach: Ralph R. Jones

Captain: K.L. Wilson

Lineup: f Wilson, f Felmley, f Mee, f Taylor,  
c Carney, g Vail, g Ingwersen, g Walquist

J 5	24	Northwestern College	.12	(W)
J 10	33	Purdue	.31	(W)
J 12	40	Ohio State	.22	(W)
J 17	31	Minnesota	.19	(W)
J 24	43	Wisconsin	.20	(W)
J 26	41	Michigan	.14	(W)
F 7	20	at Purdue	.36	(L)
F 9	35	at Ohio State	.27	(W)
F 14	21	Chicago	.23	(L)
F 21	29	at Wisconsin	.33	(L)
F 23	26	at Minnesota	.20	(W)
F 28	20	at Chicago	.27	(L)
M 1	28	at Michigan	.21	(W)

Big Ten: 3rd place

## Head Coach Frank Winters (2 years, 25-12, .676)



While in his two-year stint as coach of the Illinois basketball team, Frank Winters was faced with having only a handful of veteran players available and was forced into installing an entirely new system of play. His 25-12 record in two years was a testament to the way Winters made negatives into positives. Upon arriving as head coach in the fall of 1920, he inherited a team whose best player, Chuck Carney, had just severely injured his knee in the last football game. Nonetheless, the team went on to an 11-7 record and improved to 14-5 in the 1922 campaign.

## 1920-21 (11-7, 7-5)

Coach: Frank J. Winters

Captain: C.W. Vail

Lineup: f Walquist, f Carney, f Hellstrom,  
c Reitsch, g Vail, g Sabog, g Collins

D 18	24	Millikin	.29	(L)
D 20	32	at Illinois Normal	.21	(W)
J 1	25	Nebraska	.30	(L)
J 3	26	Nebraska	.24	(W)
J 10	42	Illinois Normal	.17	(W)
J 14	26	at Millikin	.20	(W)
J 18	33	Chicago	.29	(W)
J 22	18	at Wisconsin	.23	(L)
J 24	23	at Minnesota	.22	(W)
F 5	39	at Purdue	.26	(W)
F 7	46	Ohio State	.11	(W)
F 12	24	Minnesota	.20	(W)
F 19	17	Wisconsin	.9	(W)
F 22	19	Purdue	.29	(L)
F 26	18	at Michigan	.24	(L)
F 28	35	at Ohio State	.32	(W)
M 5	26	at Chicago	.29	(L)
M 7	26	Michigan	.28	(L)

Big Ten: 4th place (t)

## 1921-22 (14-5, 7-5)

Coach: Frank J. Winters

Captain: C.R. Carney

Lineup: f Popken, f Potter, f Carney, c Roettger,  
g Walquist, g Sabo

D 16	35	Illinois Wesleyan	.19	(W)
D 17	32	Knox	.24	(W)
D 30	33	Millikin	.20	(W)
J 2	49	Notre Dame	.38	(W)
J 3	40	Notre Dame	.27	(W)
J 7	30	Butler	.28	(W)
J 14	48	at Ohio State	.36	(W)
J 16	20	Michigan	.17	(W)
J 19	34	at Millikin	.33	(W)
F 4	16	at Chicago	.22	(L)
F 7	29	Purdue	.28	(W)
F 10	23	at Wisconsin	.25	(L)
F 11	29	at Minnesota	.28	(W)
F 18	28	Minnesota	.18	(W)
F 20	41	Ohio State	.22	(W)
F 25	16	at Michigan	.42	(L)
F 27	37	Wisconsin	.35	(W)
M 3	25	Chicago	.26	(L)
M 7	31	at Purdue	.39	(L)

Big Ten: 4th place (t)




# Year-by-Year Results

## Head Coach J. Craig Ruby (14 years, 148-95, .609)



J. Craig Ruby was known as one of the great basketball tacticians of his time. He and legendary Kansas coach Phog Allen actively campaigned together for higher baskets to offset the advantage of tall centers. Ruby alone advocated the elimination of the dribble to do away with stalling, and wanted the hoop enlarged to 20 inches in diameter rather than the standard 18. Ruby's second season at Illinois produced a tie for

the Big Ten championship in 1924, but it was not until 1935 that he could lead his team to tie for top conference honors again.



1924 Big Ten Champions

### 1922-23 (9-6, 7-5)

Coach: J. Craig Ruby

Captain: E.N. Hellstrom

Lineup: f Potter, f Roettger, f Hellstrom,  
c Stilwell, g Popken, g Lipe

D 16	29	Washington University	14	(W)
D 21	41	Notre Dame	38	(W)
D 2	25	Butler	29	(L)
J 8	36	at Ohio State	31	(W)
J 13	31	Indiana	22	(W)
J 16	13	at Michigan	30	(L)
J 20	20	Purdue	24	(L)
F 2	24	at Minnesota	21	(W)
F 7	20	Chicago	18	(W)
F 12	24	at Indiana	31	(L)
F 17	28	at Purdue	26	(W)
F 19	25	Minnesota	18	(W)
F 24	20	at Chicago	24	(L)
F 26	20	Michigan	27	(L)
M 5	37	Ohio State	21	(W)

Big Ten: 4th place (t)

### 1923-24 (11-6, 8-4)

Coach: J. Craig Ruby

Captain: G.E. Potter

Lineup: f Karnes, f Potter, f Mauer, c Stilwell,  
g Lipe, g Popken

D 12	28	Depauw	29	(L)
D 15	15	Washington University	17	(L)
D 21	16	Iowa State	12	(W)
J 2	29	Notre Dame	21	(W)
J 5	20	at Minnesota	36	(L)
J 12	27	at Ohio State	24	(W)
J 14	23	at Michigan	24	(L)
J 17	38	Northwestern	18	(W)
F 5	28	Butler	27	(W)
F 11	22	Ohio State	25	(L)
F 16	12	at Wisconsin	13	(L)
F 23	26	at Iowa	14	(W)
F 25	31	Wisconsin	20	(W)
F 29	38	Iowa	19	(W)
M 4	36	at Northwestern	35	(W)
M 8	23	Michigan	20	(W)
M 10	31	Minnesota	19	(W)

Big Ten: 1st place (t)

### 1924-25 (11-6, 8-4)

Coach: J. Craig Ruby

Captain: J.W. Mauer

Lineup: f Daugherty, f Karnes, c Martin, g Lipe,  
g Mauer, g Haines

D 13	27	DePauw	23	(W)
D 19	36	Washington University	19	(W)
D 30	22	at Butler	24	(L)
J 5	36	Kentucky	26	(W)
J 10	27	at Chicago	16	(W)
J 14	27	at Northwestern	16	(W)
J 17	34	Indiana	24	(W)
J 24	23	Iowa	15	(W)
F 7	18	at Notre Dame	29	(L)
F 12	30	Northwestern	20	(W)
F 14	19	Chicago	15	(W)
F 21	35	Wisconsin	25	(W)
F 23	24	at Indiana	30	(L)
F 27	25	at Iowa	33	(L)
M 2	18	at Purdue	34	(L)
M 6	37	Purdue	27	(W)
M 9	9	at Wisconsin	24	(L)

Big Ten: 3rd place (t)

### 1925-26 (9-8, 6-6)

Coach: J. Craig Ruby

Captain: L.M. Haines

Lineup: f Daugherty, f Martin, f Lipe, c Mauer  
g Reynolds, g Haines

D 12	23	Butler	22	(W)
D 19	16	at Drake	20	(L)
D 21	33	at Ames	14	(W)
J 4	30	Kansas Aggies	29	(W)
J 11	17	Minnesota	8	(W)
J 16	18	at Ohio State	30	(L)
J 18	31	at Michigan	29	(W)
J 23	14	at Chicago	19	(L)
F 6	14	Notre Dame	26	(L)
F 10	29	Purdue	28	(W)
F 13	35	Ohio State	31	(W)
F 19	21	at Indiana	20	(W)
F 22	24	Chicago	16	(W)
F 26	24	Michigan	33	(L)
M 1	23	at Purdue	28	(L)
M 6	25	Indiana	28	(L)
M 8	21	at Minnesota	28	(L)

Big Ten: 5th place (t)

### 1926-27 (10-7, 7-5)

Coach: J. Craig Ruby

Captain: R.S. Daugherty

Lineup: f Daugherty, f Dorn, f Greene,  
c Lindsay, g McKay, g Reynolds

D 11	37	Bradley	24	(W)
D 17	22	Coe	28	(L)
D 20	34	Drake	26	(W)
D 30	36	North Dakota	28	(W)
J 3	27	at Minnesota	13	(W)
J 8	27	at Northwestern	23	(W)
J 15	28	at Ohio State	29	(L)
J 17	24	at Michigan	25	(L)
J 22	40	Iowa	33	(W)
F 2	30	Butler	32	(L)
F 5	36	Minnesota	27	(W)
F 7	43	Ohio State	30	(W)
F 12	24	at Iowa	26	(L)
F 16	46	Northwestern	32	(W)
F 25	26	Michigan	30	(L)
F 28	32	Wisconsin	28	(W)
M 5	13	at Wisconsin	39	(L)

Big Ten: 4th place (t)

### 1927-28 (5-12, 2-10)

Coach: J. Craig Ruby

Captain: Everett Olson

Lineup: f Dorn, f Drew, c Solyom, g Mills,  
g Deimling

D 10	22	Knox	18	(W)
D 17	41	Bradley	35	(W)
D 27	23	at Washington	34	(L)
D 29	34	at Washington	24	(W)
D 30	26	at Washington	32	(L)
J 7	24	Purdue	30	(L)
J 13	30	at Iowa	36	(L)
J 16	34	at Wisconsin	33	(W)
J 21	29	at Indiana	44	(L)
F 8	32	Northwestern	20	(W)
F 14	14	at Purdue	40	(L)
F 17	26	at Chicago	52	(L)
F 24	27	Iowa	41	(L)
M 1	31	at Northwestern	39	(L)
M 3	18	Chicago	19	(L)
M 6	23	Indiana	27	(L)
M 9	22	Wisconsin	32	(L)

Big Ten: 9th place (t)



# Year-by-Year Results

## 1928-29 (10-7, 6-6)

Coach: J. Craig Ruby

Captain: E. F. Dorn

Lineup: f Harper, f Dorn, f Drew, c May,  
g Mills, g Hill

D 10	46	Bradley	.....	.29	(W)
D 15	44	Lombard	.....	.22	(W)
D 20	28	North Dakota	.....	.27	(W)
D 31	38	Washington University	.....	.29	(W)
J 5	24	at Purdue	.....	.33	(L)
J 8	20	Indiana	.....	.16	(W)
J 12	22	at Ohio State	.....	.27	(L)
J 14	17	at Michigan	.....	.21	(L)
J 19	22	Chicago	.....	.19	(W)
F 4	28	Butler	.....	.33	(L)
F 9	33	at Chicago	.....	.29	(W)
F 11	35	at Minnesota	.....	.32	(W)
F 16	30	Ohio State	.....	.35	(L)
F 18	27	Michigan	.....	.24	(W)
F 23	22	at Indiana	.....	.32	(L)
M 2	23	Purdue	.....	.37	(L)
M 4	32	Minnesota	.....	.27	(W)

Big Ten: 5th place (t)

## 1931-32 (11-6, 7-5)

Coach: J. Craig Ruby

Captain: E. B. Kamp

Lineup: f R. Kamp, f Bartholomew, c Bennett,  
g E. Kamp, g Owen

D 12	31	St. Louis	.....	.17	(W)
D 18	35	Miami-Ohio	.....	.19	(W)
D 20	17	Butler	.....	.22	(L)
J 1	44	Cornell	.....	.23	(W)
J 4	28	Ohio State	.....	.29	(L)
J 9	28	Purdue	.....	.21	(W)
J 11	30	at Indiana	.....	.22	(W)
J 18	16	at Michigan	.....	.28	(L)
J 23	30	Chicago	.....	.20	(W)
F 9	29	Bradley	.....	.21	(W)
F 13	26	at Ohio State	.....	.29	(L)
F 15	23	at Minnesota	.....	.15	(W)
F 20	29	Michigan	.....	.23	(W)
F 27	26	at Minnesota	.....	.27	(L)
F 29	19	at Purdue	.....	.34	(L)
M 5	41	at Chicago	.....	.20	(W)
M 7	33	Indiana	.....	.32	(W)

Big Ten: 5th place

## 1932-33 (11-7, 6-6)

Coach: J. Craig Ruby

Captain: W.B. Owen

Lineup: f Froschauer, f Bennett, c Hellmich,  
g A.C. Kamm, Owen

D 10	26	Bradley	.....	.21	(W)
D 17	24	Wabash	.....	.34	(L)
D 21	36	at Missouri	.....	.24	(W)
D 30	26	North Dakota	.....	.24	(W)
J 3	39	Detroit	.....	.28	(W)
J 7	27	Northwestern	.....	.25	(W)
J 9	22	Michigan	.....	.17	(W)
J 14	30	at Michigan	.....	.35	(L)
J 16	22	at Ohio State	.....	.33	(L)
J 21	27	at Northwestern	.....	.30	(L)
F 7	26	St. Louis	.....	.19	(W)
F 11	38	Wisconsin	.....	.25	(W)
F 13	29	Ohio State	.....	.31	(L)
F 18	26	at Minnesota	.....	.22	(W)
F 20	29	at Wisconsin	.....	.15	(W)
F 25	28	Minnesota	.....	.30	(L)
F 27	27	at Iowa	.....	.30	(L)
M 4	44	Iowa	.....	.16	(W)

Big Ten: 5th place (t)

## 1933-34 (13-6, 7-5)

Coach: J. Craig Ruby

Captain: H. Hellmich

Lineup: f Froschauer, f Fencel, f A.J. Kamm,  
c Helmich, g A.C. Kamm, g Benyon

D 10	21	St. Louis	.....	.22	(L)
D 16	37	Illinois Wesleyan	.....	.19	(W)
D 22	40	at Washington University	.....	.36	(W)
D 29	21	at Knox	.....	.18	(W)
D 30	37	at Augustana	.....	.26	(W)
J 3	31	Missouri	.....	.27	(W)
J 7	20	Wisconsin	.....	.17	(W)
J 8	21	at Purdue	.....	.36	(L)
J 13	32	at Chicago	.....	.26	(W)
J 15	14	at Iowa	.....	.36	(L)
J 20	34	Northwestern	.....	.20	(W)
F 6	38	Bradley	.....	.26	(W)
F 10	28	Indiana	.....	.25	(W)
F 12	42	Chicago	.....	.21	(W)
F 17	22	at Wisconsin	.....	.28	(L)
F 19	25	at Northwestern	.....	.32	(L)
F 24	24	at Indiana	.....	.36	(L)
F 26	35	Iowa	.....	.31	(W)
M 5	27	Purdue	.....	.26	(W)

Big Ten: 4th place

## 1934-35 (15-5, 9-3)

Coach: J. Craig Ruby

Captain: Frank Froschauer

Lineup: f Froschauer, f Guttchow, c Dehner,  
c Riegel, g Henry, g Combes, g Beynon

D 10	55	Bradley	.....	.25	(W)
D 10	26	DePaul	.....	.29	(L)
D 14	30	Wabash	.....	.27	(W)
D 21	35	at Washington University	.....	.18	(W)
D 22	33	St. Louis	.....	.22	(W)
D 29	24	at Butler	.....	.39	(L)
J 1	35	at Wabash	.....	.28	(W)
J 5	28	Indiana	.....	.32	(L)
J 7	37	Purdue	.....	.36	(W)
J 12	44	at Ohio State	.....	.23	(W)
J 14	29	at Indiana	.....	.42	(L)
J 19	34	Michigan	.....	.22	(W)
F 5	27	Notre Dame	.....	.26	(W)
F 9	43	at Chicago	.....	.36	(W)
F 16	27	at Purdue	.....	.35	(L)
F 18	44	Ohio State	.....	.36	(W)
F 23	38	at Minnesota	.....	.34	(W)
F 25	39	Chicago	.....	.29	(W)
M 2	41	Minnesota	.....	.29	(W)
M 4	36	at Michigan	.....	.22	(W)

Big Ten: 1st place (t)

## 1929-30 (8-8, 7-5)

Coach: J. Craig Ruby

Captain: D.R. Mills

Lineup: f E. Kamp, f Harper, c May, g Fencel,  
g Mills, g R. Kamp

D 14	22	Bradley	.....	.30	(L)
D 19	30	Washington University	.....	.19	(W)
D 23	26	DePauw	.....	.28	(L)
J 2	18	at Butler	.....	.28	(L)
J 6	19	Ohio State	.....	.15	(W)
J 13	24	at Michigan	.....	.18	(W)
J 18	9	at Wisconsin	.....	.14	(L)
F 5	28	Chicago	.....	.25	(W)
F 8	21	at Minnesota	.....	.26	(L)
F 10	30	at Northwestern	.....	.24	(W)
F 15	26	Minnesota	.....	.22	(W)
F 17	26	at Ohio State	.....	.16	(W)
F 22	32	Northwestern	.....	.34	(L)
F 24	17	Wisconsin	.....	.23	(L)
M 1	30	Michigan	.....	.17	(W)
M 5	22	at Chicago	.....	.35	(L)

Big Ten: 4th place (t)

## 1930-31 (12-5, 7-5)


Coach: J. Craig Ruby

Captain: Charles B. Harper

Lineup: f E. Kamp, f Harper, f Fencel, c May,  
g R. Kamp, g Owen

D 8	27	DePauw	.....	.15	(W)
D 13	23	Carleton	.....	.11	(W)
D 19	40	Miami	.....	.17	(W)
D 22	28	Wabash	.....	.13	(W)
J 1	28	at Bradley	.....	.17	(W)
J 5	9	Wisconsin	.....	.12	(L)
J 10	15	at Purdue	.....	.30	(L)
J 12	27	Northwestern	.....	.29	(L)
J 17	34	Indiana	.....	.35	(L)
J 24	20	at Wisconsin	.....	.30	(L)
F 10	26	Purdue	.....	.22	(W)
F 14	26	at Iowa	.....	.23	(W)
F 16	35	at Northwestern	.....	.28	(W)
F 21	45	Chicago	.....	.22	(W)
F 23	39	at Indiana	.....	.25	(W)
F 28	31	Iowa	.....	.13	(W)
M 2	36	at Chicago	.....	.30	(W)

Big Ten: 5th place



1935 Big Ten Champions



# Year-by-Year Results

## 1935-36 (13-6, 7-5)

Coach: J. Craig Ruby

Captain: Howard J. Braun

Lineup: f Combes, f Benham, f Vopicka,  
c Riegel, g Henry, g Braun

D 7	35	St. Louis	.....27	(W)
D 11	40	Wabash	.....22	(W)
D 17	47	DePauw	.....14	(W)
D 20	26	at DePaul	.....24	(W)
D 28	48	at Knox	.....31	(W)
D 30	42	California	.....17	(W)
J 4	26	at Iowa	.....27	(L)
J 6	42	at Minnesota	.....19	(W)
J 11	29	at Wisconsin	.....27	(W)
J 13	13	Ohio State	.....18	(L)
J 18	28	Northwestern	.....40	(L)
F 5	23	at Notre Dame	.....33	(L)
F 10	36	Iowa	.....14	(W)
F 15	36	Wisconsin	.....20	(W)
F 17	39	at Northwestern	.....38	(W)
F 22	35	Minnesota	.....33	(W)
F 24	37	Michigan	.....42	(L)
F 29	30	at Ohio State	.....20	(W)
M 2	22	at Michigan	.....35	(L)

Big Ten: 3rd place (t)

## Head Coach Douglas R. Mills (11 years, 151-66, .696)



Doug Mills was not only an extremely successful basketball coach at Illinois, but one of the University's most prolific and long-standing administrators. He began his association with Fighting Illini athletics as a standout in both football and basketball in the late 1920s. Mills became the first Illinois head basketball coach to lead his squad to three Big Ten crowns. Also included in his 11-year coaching tenure was the

formation of the legendary "Whiz Kids" team of 1942 and '43. That team won back-to-back Big Ten crowns. After retiring from the coaching ranks in 1947, Mills retained his position as athletic director until 1966.

## 1936-37 (14-4, 10-2)


Coach: Douglas R. Mills

Captain: Robert W. Riegel

Lineup: f Boudreau, f Combes, c Riegel,  
g Nisbet, g Vopicka, g Henry

D 8	51	Carroll	.....34	(W)
D 12	44	DePauw	.....24	(W)
D 19	44	Notre Dame	.....29	(W)
D 23	25	at DePaul	.....31	(L)
D 30	43	at Bradley	.....33	(W)
J 4	38	Northwestern	.....47	(L)
J 9	31	at Wisconsin	.....28	(W)
J 11	40	Indiana	.....31	(W)
J 16	42	Iowa	.....28	(W)
J 18	38	at Purdue	.....37	(W)
J 23	28	Chicago	.....22	(W)
F 6	33	at Notre Dame	.....41	(L)
F 13	34	at Chicago	.....26	(W)
F 15	34	Purdue	.....61	(L)
F 20	42	at Indiana	.....25	(W)
F 22	48	Wisconsin	.....31	(W)
F 27	40	at Iowa	.....29	(W)
M 6	32	at Northwestern	.....26	(W)

Big Ten: 1st place (t)



1937 Big Ten Champions

## 1937-38 (9-9, 4-8)

Coach: Douglas R. Mills

Captain: Louis Boudreau

Lineup: Boudreau, Frank, Hapac, Dehner,  
Wardley, Nisbet, Handlon

D 7	48	Carroll	.....25	(W)
D 11	43	at Augustana	.....27	(W)
D 15	57	Washington University	.....24	(W)
D 18	60	at St. John's (NY)	.....45	(W)
D 20	38	at Temple	.....51	(L)
D 28	33	Notre Dame	.....32	(W)
J 4	46	at Indiana (OT)	.....51	(L)
J 8	37	at Michigan	.....45	(L)
J 10	51	Purdue	.....43	(W)
J 15	50	Chicago	.....34	(W)
J 17	29	Minnesota	.....41	(L)
J 22	26	at Ohio State	.....46	(L)
F 7	13	at Purdue	.....23	(L)
F 12	23	at Minnesota	.....28	(L)
F 19	42	Ohio State	.....34	(W)
F 21	39	at Chicago	.....43	(L)
F 28	36	Michigan	.....32	(W)
M 4	35	Indiana	.....45	(L)

Big Ten: 8th place (t)

## 1938-39 (14-5, 8-4)

Coach: Douglas R. Mills

Captain: Tom Nisbet

Lineup: Hapac, Nisbet, Dehner, Handlon,  
Frank, Drish

D 10	49	Washington University	.....31	(W)
D 17	61	North Dakota	.....33	(W)
D 21	49	Connecticut State	.....23	(W)
D 27	60	at Manhattan	.....41	(W)
D 29	28	at Villanova	.....22	(W)
J 3	35	Cornell	.....34	(W)
J 7	30	Michigan	.....20	(W)
J 9	28	Indiana	.....29	(L)
J 14	43	at Chicago	.....33	(W)
J 16	45	Ohio State	.....31	(W)
J 21	37	at Wisconsin	.....34	(W)
J 23	33	at Minnesota	.....35	(L)
F 3	24	Notre Dame	.....38	(L)
F 6	34	Iowa	.....26	(W)
F 11	30	at Purdue	.....34	(L)
F 13	35	at Michigan	.....28	(W)
F 20	35	Purdue	.....26	(W)
F 25	34	at Northwestern	.....36	(L)
F 27	49	at Chicago	.....26	(W)

Big Ten: 3rd place

## 1939-40 (14-6, 7-5)

Coach: Douglas R. Mills

Captain: William J. Hapac

Lineup: Hapac, Drish, Shapiro, Evers, Wukovits,  
Frank

D 6	37	Monmouth	.....19	(W)
D 6	60	Wabash	.....21	(W)
D 15	46	Carleton	.....15	(W)
D 18	41	Princeton	.....25	(W)
D 27	42	Notre Dame	.....29	(W)
D 29	37	at Drake	.....32	(W)
J 1	37	at Butler	.....18	(W)
J 6	36	at Indiana	.....38	(L)
J 8	34	Chicago	.....33	(W)
J 13	31	at Ohio State	.....37	(L)
J 15	48	at Michigan	.....43	(W)
F 3	40	at Notre Dame	.....58	(L)
F 10	60	Minnesota	.....31	(W)
F 12	35	Northwestern	.....33	(W)
F 17	27	at Purdue	.....33	(L)
F 19	37	Wisconsin	.....35	(W)
F 24	51	Michigan	.....28	(W)
F 26	42	at Chicago	.....40	(W)
M 2	47	at Iowa	.....62	(L)
M 4	31	Purdue	.....34	(L)

Big Ten: 4th place (t)

## 1940-41 (13-7, 7-5)

Coach: Douglas R. Mills

Captain: John W. Drish

Lineup: Shapiro, Mathison, Wukovits, Richmond, Drish

D 6	38	Georgia	.....34	(W)
D 20	41	Pittsburgh	.....43	(L)
D 23	41	at Notre Dame	.....39	(W)
D 26	56	at Manhattan	.....40	(W)
D 28	41	at Temple	.....42	(L)
D 31	40	at Marquette	.....32	(W)
J 2	45	Kansas State	.....29	(W)
J 6	49	Purdue	.....34	(W)
J 11	38	Indiana	.....48	(L)
J 13	47	Michigan	.....41	(W)
J 18	42	at Northwestern	.....41	(W)
J 29	53	University of Mexico	.....30	(W)
F 3	29	at Purdue	.....46	(L)
F 8	38	at Minnesota	.....50	(W)
F 10	55	at Chicago	.....29	(L)
F 15	30	at Wisconsin	.....46	(L)
F 17	56	Iowa	.....53	(W)
F 22	31	at Michigan	.....47	(L)
F 24	53	Ohio State	.....36	(W)
M 1	52	Chicago	.....33	(W)

Big Ten: 3rd place (t)





# Year-by-Year Results



1942 Big Ten Champions

1941-42 (18-5, 13-2)

Coach: Douglas R. Mills

Captain: William Hocking

Lineup: f Smiley, f Menke, c Mathison,  
c Wukovits, g Phillip, g Vance

D 9	45	Marquette	.43	(W)
D 13	38	Chanute Field	.40	(L)
D 17	52	Butler	.50	(W)
D 20	49	at Detroit	.34	(W)
D 23	48	Notre Dame	.29	(W)
D 30	39	Harvard	.33	(W)
J 3	55	at Wisconsin	.40	(W)
J 10	44	at Michigan	.40	(W)
J 12	58	at Ohio State	.49	(W)
J 17	54	Chicago	.26	(W)
J 19	42	Iowa	.35	(W)
J 24	49	Minnesota	.36	(W)
F 7	41	Northwestern	.33	(W)
F 9	36	at Indiana	.41	(L)
F 14	52	Michigan	.29	(W)
F 16	41	at Minnesota	.37	(W)
F 21	48	Ohio State	.31	(W)
F 23	45	Wisconsin	.43	(W)
F 28	63	at Northwestern	.49	(W)
M 2	32	at Iowa	.46	(L)
M 7	34	Purdue	.32	(W)
M 20	44	Kentucky (at New Orleans)	.46	(L)
M 21	34	Penn State (at New Orleans)	.41	(L)

Big Ten: 1st place

1942-43 (17-1, 12-0)

Coach: Douglas R. Mills

Captain: Arthur F. Mathisen

Lineup: f Phillip, f Menke, c Mathison,  
g Smiley, g Vance

D 7	38	Detroit	.25	(W)
D 12	69	Nebraska	.27	(W)
D 14	51	Missouri	.30	(W)
D 19	57	Great Lakes	.53	(W)
D 21	31	Canip Grant (at Rockford, IL)	.41	(L)
J 2	38	Stanford	.26	(W)
J 9	47	Michigan	.34	(W)
J 11	52	at Wisconsin	.40	(W)
J 16	61	Iowa	.41	(W)
J 18	66	Iowa	.34	(W)
F 1	68	Northwestern	.51	(W)
F 6	60	at Ohio State	.48	(W)
F 8	50	at Ohio State	.44	(W)
F 13	56	at Minnesota	.35	(W)
F 15	67	at Minnesota	.43	(W)
F 20	50	Wisconsin	.26	(W)
F 27	86	at Northwestern	.44	(W)
M 1	92	Chicago	.25	(W)

Big Ten: 1st place (t)

1943-44 (11-9, 5-7)

Coach: Douglas R. Mills

Captain: (selected each game)

Lineup: Kirk, Judson, DeMoulin, Morton,  
Delaney, Gillespie

D 4	51	Alamni	.35	(W)
D 7	56	Detroit	.25	(W)
D 11	44	Great Lakes (at Chicago)	.52	(L)



1943 Big Ten Champions

D 18	39	at Missouri	.29	(W)
D 20	43	Kentucky	.41	(W)
D 29	64	Great Lakes	.51	(W)
J 3	45	at Wisconsin	.43	(W)
J 7	38	Wisconsin	.43	(L)
J 8	45	at Michigan	.52	(L)
J 15	69	at Chicago	.32	(W)
J 21	51	at Iowa	.56	(L)
J 22	44	at Iowa	.53	(L)
F 7	40	Kentucky	.51	(L)
F 11	29	Northwestern	.42	(L)
F 12	45	at DePaul	.33	(W)
F 18	41	Ohio State	.52	(L)
F 19	53	Ohio State	.54	(L)
F 25	50	at Northwestern	.47	(W)
M 3	50	Minnesota	.32	(W)
M 4	53	Minnesota	.27	(W)

Big Ten: 6th place

1944-45 (13-7, 7-5)

Coach: Douglas R. Mills

Captain: (selected each game)

Lineup: Kirk, Burmaster, Orr, Kersulis,  
Delaney, Judson

D 2	64	Chanute Field	.25	(W)
D 8	44	Great Lakes (at Chicago Stadium)	.40	(W)
D 9	56	at Great Lakes	.53	(W)
D 16	43	DePaul (at Chicago Stadium)	.40	(W)
D 20	45	Great Lakes	.52	(L)
D 29	77	Nebraska	.39	(W)
J 1	56	DePaul	.63	(L)
J 6	38	Michigan	.43	(L)
J 13	55	at Michigan	.37	(W)
J 19	51	Northwestern	.42	(W)
J 26	43	Iowa	.42	(W)
F 6	58	at Chanute Field	.46	(W)
F 10	57	at Minnesota	.35	(W)
F 12	71	Indiana	.48	(W)
F 16	56	Ohio State	.41	(W)
F 19	49	Minnesota	.48	(W)
F 23	44	at Ohio State	.60	(L)
F 24	45	Northwestern (at Chicago Stadium)	.57	(L)
F 28	55	at Indiana	.65	(L)
M 3	37	at Iowa	.43	(L)

Big Ten: 3rd place

1945-46 (14-7, 7-5)

Coach: Douglas R. Mills

Captain: Walter Kirk, Jr.

Lineup: Doster, Burmaster, Mroz, Humphrey,  
Rowe

D 1	52	Wright Field	.56	(L)
D 5	54	St. Louis	.46	(W)
D 8	58	Great Lakes	.41	(W)
D 8	51	Great Lakes Hospital	.23	(W)
D 11	51	Detroit	.34	(W)
D 15	46	Ohio State	.50	(L)
D 18	64	Drake	.42	(W)
D 20	62	at Nebraska	.51	(W)
D 22	39	at Iowa	.41	(L)
D 29	56	DePaul	.37	(W)
J 1	38	at Wisconsin	.31	(W)
J 5	48	at Michigan	.49	(L)
J 12	35	at Ohio State	.41	(L)
J 14	45	at Northwestern	.38	(W)
J 19	70	at Chicago	.28	(W)
J 26	42	at Great Lakes	.67	(L)
F 4	85	Chicago	.24	(W)
F 9	49	Michigan	.44	(W)
F 16	43	Northwestern	.48	(L)
F 18	72	Wisconsin	.53	(W)
F 23	57	Iowa	.51	(W)

Big Ten: 5th place (t)



# Year-by-Year Results

1946-47 (14-6, 8-4)

Coach: Douglas R. Mills

Captain: (selected each game)

Lineup: Smiley, Green, Phillip, Menke, Vance, Kirk

D 6	87	Cornell	.39	(W)
D 11	73	Marquette	.40	(W)
D 14	58	Pittsburgh	.31	(W)
D 16	50	Missouri (Kansas City, Mo.)	.55	(L)
D 20	58	at California	.36	(W)
D 21	35	at California	.53	(L)
D 28	72	Nebraska	.37	(W)
J 1	47	at Wisconsin	.53	(L)
J 4	94	University of Mexico	.36	(W)
J 6	31	Minnesota	.34	(L)
J 11	55	Northwestern	.40	(W)
J 13	61	Ohio State	.42	(W)
J 25	63	Wisconsin	.37	(W)
F 1	59	at Ohio State	.58	(W)
F 5	42	at Purdue	.51	(L)
F 8	45	Iowa	.36	(W)
F 15	59	Indiana	.50	(W)
F 22	52	at Northwestern	.51	(W)
F 24	45	at Michigan	.36	(W)
M 1	41	at Indiana	.48	(L)

Big Ten: 2nd place (t)

## Head Coach Harry Combes (20 years, 316-150, .678)



Harry Combes only had to move across town after accepting the job as head coach at Illinois. Prior to joining the Illini, he had been head coach at Champaign High School where he posted an astounding 254-46 record, including winning the state title in 1946. Once at Illinois he won three Big Ten titles in his first five seasons ('49, '51 and '52). It was also Combes who led

the Fighting Illini to three third-place finishes in the NCAA Tournament in the four-year period from 1949-52. The squad won 79 of the 100 games during those four years. Illinois' 1952 Final Four appearance was the first officially recognized Final Four and the only Final Four appearance Illinois made until 1989. Until Lou Henson broke the record in 1990, Combes' 316 wins were the most wins ever by an Illinois head basketball coach.

1947-48 (15-5, 7-5)

Coach: Harry Combes

Captain: Jack Burmaster

Lineup: Eddleman, Burmaster, Erickson, Osterkorn, Marks, Green, Thurlby

D 5	67	Coe College	.27	(W)
D 8	40	Norre Dame	.38	(W)
D 13	70	Pittsburgh	.33	(W)
D 20	70	at Pennsylvania	.44	(W)
D 22	71	Washington State	.35	(W)
D 23	59	Washington State	.42	(W)
J 1	77	Harvard	.41	(W)
J 3	47	at Wisconsin	.52	(L)
J 5	52	Northwestern	.47	(W)
J 10	61	Ohio State	.58	(W)
J 17	51	at Minnesota	.59	(L)
J 19	46	Indiana	.45	(W)



1949 Big Ten Champions

J 24	57	Wisconsin	.36	(W)
J 28	88	at Marquette	.66	(W)
F 7	57	Michigan	.66	(L)
F 9	61	at Iowa	.70	(L)
F 14	50	at Ohio State	.57	(L)
F 21	98	Purdue	.54	(W)
F 28	60	at Northwestern	.43	(W)
M 1	52	at Indiana	.51	(W)

Big Ten: 3rd place (t)

1948-49 (21-4, 10-2)

Coach: Harry Combes

Captain: Dwight Eddleman

Lineup: Eddleman, Erickson, Osterkorn, Green, Sunderlage, Marks

D 3	67	Butler	.62	(W)
D 8	59	at Notre Dame (OT)	.58	(W)
D 11	50	at DePaul	.60	(L)
D 13	73	Oklahoma	.68	(W)
D 18	80	Pennsylvania	.61	(W)
D 20	89	DePaul	.51	(W)
D 21	71	Cornell	.47	(W)
D 29	77	Colgate	.54	(W)
D 30	85	Colgate	.55	(W)
J 3	62	Wisconsin	.50	(W)
J 8	44	at Indiana	.42	(W)
J 10	64	at Ohio State	.63	(W)
J 15	96	Creighton	.30	(W)
J 29	45	Minnesota	.44	(W)
J 31	53	at Purdue	.55	(L)
F 5	61	at Wisconsin	.54	(W)
F 7	85	Northwestern	.66	(W)
F 12	64	Ohio State	.49	(W)
F 21	80	Iowa	.49	(W)
F 26	81	at Northwestern	.64	(W)
F 28	91	Indiana	.68	(W)
M 7	53	at Michigan	.70	(L)

Eastern NCAA Playoffs

M 21	71	Yale (at New York)	.67	(W)
M 22	47	Kentucky (at New York)	.76	(L)

Final NCAA Playoffs

M 26	57	Oregon State (at Seattle)	.53	(W)
------	----	---------------------------	-----	-----

Big Ten: 1st place

1949-50 (14-8, 7-5)

Coach: Harry Combes

Captain: William Erickson

Lineup: Osterkorn, Erickson, Thurlby, Sunderlage, Gatewood, Follmer, Fletcher

D 3	60	at Butler	.56	(W)
D 8	67	Toledo	.51	(W)
D 10	47	at Oklahoma	.55	(L)
D 14	65	Arkansas	.53	(W)
D 17	57	Oklahoma	.47	(W)
D 22	59	St. Louis	.47	(W)
D 23	63	UCLA	.65	(L)
D 27	58	Columbia	.46	(W)

D 30	68	Princeton	.61	(W)
J 2	50	at Wisconsin	.59	(L)
J 7	62	at Ohio State	.83	(L)
J 9	59	Purdue	.54	(W)
J 16	76	Northwestern	.50	(W)
J 21	66	Ohio State	.50	(W)
F 1	42	at St. Louis	.62	(L)
F 4	67	at Minnesota	.57	(W)
F 11	65	at Iowa	.70	(L)
F 13	72	Indiana	.83	(L)
F 18	70	Michigan	.60	(W)
F 25	76	Wisconsin	.58	(W)
F 27	66	at Indiana	.80	(L)
M 4	69	at Northwestern	.52	(W)

Big Ten: 3rd place (t)

1950-51 (22-5, 13-1)

Coach: Harry Combes

Captain: Donald Sunderlage

Lineup: Sunderlage, Beach, Fletcher, Follmer, Peterson, Bemoras

D 4	66	Marquette	.47	(W)
D 8	74	Oregon State	.51	(W)
D 9	54	at Toledo	.68	(L)
D 16	69	at DePaul	.68	(W)
D 20	71	Washington State	.48	(W)
D 22	75	Pennsylvania	.65	(W)
D 28	65	DePaul	.68	(L)
D 29	88	Butler	.52	(W)
J 1	71	at Wisconsin (OT)	.69	(W)
J 6	70	Minnesota	.62	(W)
J 8	72	at Iowa	.69	(W)
J 13	68	Michigan	.47	(W)
J 15	53	at Indiana	.64	(L)
J 20	69	Iowa	.53	(W)
F 5	85	at Purdue	.76	(W)
F 10	63	Wisconsin	.52	(W)
F 12	79	Ohio State	.59	(W)
F 17	70	Purdue	.65	(W)
F 19	71	Indiana	.65	(W)
F 24	89	at Ohio State	.69	(W)
M 3	80	at Northwestern	.76	(W)
M 5	49	at Michigan State	.43	(W)

NCAA Warmup

M 14	72	at Kansas State	.91	(L)
------	----	-----------------	-----	-----

NCAA Eastern Playoffs

M 20	79	Columbia (at New York)	.71	(W)
M 22	84	N.C. State (at New York)	.70	(W)
M 24	74	Kentucky (at New York)	.76	(L)

NCAA Final Playoff

M 27	61	Oklahoma A&M (at Minneapolis)	.46	(W)
------	----	-------------------------------	-----	-----

Big Ten: 1st place



# Year-by-Year



1951 Big Ten  
Champions

## 1951-52 (22-4, 12-2)

Coach: Harry Combes

Captain: Rodney Fletcher

Lineup: f Peterson, f Follmer, c Kerr, g Fletcher,  
g Bemoras, g Bredar

D 8	68	at Butler	.57	(W)
D 12	74	Loyola (Chicago)	.66	(W)
D 18	69	Oklahoma	.51	(W)
D 20	86	North Carolina	.66	(W)
D 22	70	DePaul	.61	(W)
D 28	73	UCLA	.67	(W)
D 31	68	Marquette	.57	(W)
J 5	52	at Minnesota	.43	(W)
J 7	53	Wisconsin	.49	(W)
J 12	67	at Michigan	.51	(W)
J 14	78	Indiana	.66	(W)
J 26	65	at DePaul	.69	(L)
J 28	84	Purdue	.57	(W)
F 2	66	at Ohio State	.62	(W)
F 9	68	Iowa	.73	(L)
F 11	84	Michigan State	.62	(W)
F 16	80	Ohio State	.53	(W)
F 18	77	Indiana	.70	(W)
F 23	78	Iowa	.62	(W)
M 1	82	Purdue	.71	(W)
M 3	95	Northwestern	.74	(W)
M 8	48	at Wisconsin	.58	(L)

### NCAA Midwest Regional

M 21	80	Dayton (at Chicago)	.61	(W)
M 22	74	Duquesne (at Chicago)	.68	(W)

### NCAA Final Playoffs

M 25	59	St. John's (at Seattle)	.61	(L)
M 26	67	Santa Clara (at Seattle)	.64	(W)

Big Ten: 1st place

## 1952-53 (18-4, 14-4)

Coach: Harry Combes

Captain: Jim Bredar

Lineup: f Hooper, f Follmer, c Kerr, g Bredar,  
g Bemoras, g Wright

D 10	71	Loyola (Chicago)	.57	(W)
D 15	96	Michigan	.66	(W)
D 20	75	Butler	.58	(W)
D 23	73	at Minnesota	.77	(L)
D 27	87	Ohio State	.62	(W)
D 30	94	St. Mary's	.65	(W)
J 5	87	at Purdue	.71	(W)
J 10	71	Wisconsin	.61	(W)
J 12	83	Northwestern	.58	(W)
J 17	70	at Indiana (OT)	.74	(L)
J 19	76	at Michigan State	.64	(W)
F 2	93	DePaul	.50	(W)
F 7	65	at Wisconsin	.61	(W)
F 9	92	at Michigan	.62	(W)
F 14	80	Iowa	.63	(W)
F 16	93	Purdue	.67	(W)
F 21	62	at Iowa	.67	(L)
F 23	83	Minnesota	.82	(W)
F 28	79	Indiana	.91	(L)
M 2	66	Michigan State	.53	(W)
M 7	93	at Ohio State	.74	(W)
M 9	86	at Northwestern	.70	(W)

Big Ten: 2nd place



1952 Big Ten  
Champions

## 1953-54 (17-5, 10-4)

Coach: Harry Combes

Captain: John Kerr

Lineup: f Brothers, f Hooper, c Kerr, g Wright,  
g Paul Judson

D 1	85	Ohio University	.54	(W)
D 5	86	at Oklahoma	.61	(W)
D 9	80	Butler	.48	(W)
D 12	77	Alabama	.54	(W)
D 19	79	DePaul	.65	(W)
D 21	60	Oklahoma A&M (OT)	.65	(L)
D 29	88	Utah State	.61	(W)
J 2	72	Minnesota	.84	(L)
J 4	66	at Northwestern	.65	(W)
J 9	59	at Michigan State	.60	(L)
J 11	90	Ohio State	.76	(W)
J 16	82	at Ohio State	.78	(W)
J 18	70	Iowa	.79	(L)
F 1	71	at DePaul	.61	(W)
F 6	87	Michigan	.68	(W)
F 8	89	Purdue	.55	(W)
F 13	70	at Wisconsin	.64	(W)
F 20	74	at Iowa	.51	(W)
F 22	66	Wisconsin	.64	(W)
F 27	79	at Michigan	.61	(W)
M 1	84	Northwestern	.82	(W)
M 6	64	at Indiana	.67	(L)

Big Ten: 3rd place (t)

## 1954-55 (17-5, 10-4)

Coach: Harry Combes

Captain: Appointed each game

Lineup: f Paul Judson, f Brothers, c BonSalle,  
g Altenberger, g Ridley

D 2	88	Butler	.34	(W)
D 4	77	Missouri	.49	(W)
D 11	59	at Oklahoma A&M	.53	(W)
D 15	97	Miami of Ohio	.72	(W)
D 18	66	Notre Dame	.57	(W)
D 21	86	at Rice	.54	(W)
D 22	66	at Loyola (New Orleans)	.72	(L)
J 1	64	Wisconsin	.79	(L)
J 8	99	Indiana	.75	(W)
J 10	83	at Purdue	.73	(W)
J 15	86	at Ohio State	.78	(W)
J 17	80	at Iowa	.92	(L)
J 29	95	at Loyola (Chicago)	.69	(W)
F 5	104	Northwestern	.89	(W)
F 7	81	at Michigan	.80	(W)
F 12	71	at Minnesota (OT)	.78	(L)
F 14	90	Michigan State	.72	(W)
F 19	99	at Wisconsin	.71	(W)
F 21	70	Iowa	.89	(L)
F 26	85	Ohio State	.77	(W)
F 28	81	Michigan	.75	(W)
M 5	81	at Northwestern	.69	(W)

Big Ten: 2nd place (t)

## 1955-56 (18-4, 11-3)

Coach: Harry Combes

Captain: Paul Judson

Lineup: f Schmidt, f-c Brothers, f Ohl,  
c BonSalle, g Paul Judson, g Ridley

D 6	107	Butler	.75	(W)
D 10	73	at Missouri	.74	(L)
D 13	103	at Notre Dame	.93	(W)
D 17	75	Washington University	.74	(W)
D 19	97	DePaul	.79	(W)
D 23	82	Oklahoma	.58	(W)
D 29	102	Drake	.66	(W)
J 2	73	Michigan State	.65	(W)
J 9	96	Wisconsin	.77	(W)
J 14	96	at Indiana	.72	(W)
J 16	92	at Purdue	.76	(W)



# Year-by-Year Results

J 28	80	at DePaul	.66	(W)
J 30	95	at Minnesota	.84	(W)
F 6	92	Indiana	.89	(W)
F 11	111	Ohio State	.64	(W)
F 13	89	Michigan	.66	(W)
F 18	96	at Michigan State	.76	(W)
F 20	102	Purdue	.77	(W)
F 25	84	at Ohio State	.87	(L)
F 27	97	Minnesota	.81	(W)
M 3	72	at Iowa	.96	(L)
M 5	82	at Northwestern	.83	(L)

Big Ten: 2nd place

## 1956-57 (14-8, 7-7)

Coach: Harry Combes

Captain: Harv Schmidt

Lineup: f Schmidt, f Stout, c BonSalle  
g Taylor, g Ohl

D 5	98	Butler	.81	(W)
D 8	69	at Oklahoma	.58	(W)
D 15	83	Loyola (New Orleans)	.72	(W)
D 17	62	San Francisco	.33	(W)
D 21	82	at Dayton	.65	(W)
D 22	70	at Kentucky	.91	(L)
D 28	108	Princeton	.87	(W)
J 5	88	at Minnesota	.91	(L)
J 7	81	Iowa	.70	(W)
J 12	79	at Wisconsin	.63	(W)
J 14	112	Indiana	.91	(W)
J 26	99	Notre Dame (at Chicago)	.81	(W)
F 2	74	at Purdue	.85	(L)
F 4	96	Ohio State	.89	(W)
F 9	64	at Michigan State	.70	(L)
F 11	104	Northwestern	.97	(W)
F 16	89	at Michigan	.102	(L)
F 18	83	Michigan State	.89	(L)
F 23	80	Purdue	.78	(W)
F 25	79	at Ohio State	.72	(W)
M 2	75	Minnesota	.86	(L)
M 4	76	at Indiana	.84	(L)

Big Ten: 7th place

## 1957-58 (11-11, 5-9)

Coach: Harry Combes

Captain: John Paul

Lineup: f Jackson, f Paul, c Vaughn,  
g Taylor, g Ohl

D 2	100	Marquette	.90	(W)
D 7	75	DePaul	.70	(W)
D 11	91	Butler	.75	(W)
D 16	64	Colorado	.46	(W)
D 18	85	Rice	.82	(W)
D 21	60	at Iowa State	.68	(L)
D 28	93	Miami (OH)	.75	(W)
J 4	64	at Wisconsin	.59	(W)
J 6	68	Iowa	.70	(L)
J 11	82	at Indiana	.89	(L)
J 13	70	Wisconsin	.71	(L)
J 25	67	Notre Dame (at Chicago)	.81	(L)
F 1	102	Northwestern	.98	(W)
F 3	70	at Ohio State	.78	(L)
F 8	81	at Michigan	.88	(L)
F 10	99	Purdue	.84	(W)
F 15	56	at Michigan State	.69	(L)
F 17	94	Minnesota	.87	(W)
F 22	79	at Iowa	.83	(L)
M 1	88	Michigan	.75	(W)
M 3	86	Indiana	.96	(L)
M 8	72	at Northwestern	.88	(L)

Big Ten: 8th place (t)

## 1958-59 (12-10, 7-7)

Coach: Harry Combes

Captain: Roger Taylor

Lineup: f Vaughn, f Perry and Gosnell,  
c Wessels, g Taylor, g Jackson

D 2	103	Butler	.79	(W)
D 6	53	at Marquette	.69	(L)
D 13	85	College of Pacific	.67	(W)
D 15	68	Iowa State	.46	(W)
D 20	83	New York University	.78	(W)
D 23	71	Stanford	.62	(W)
D 30	75	at Kentucky	.76	(L)
J 3	81	Ohio State	.80	(W)
J 5	77	at Wisconsin	.51	(W)
J 10	96	Michigan State	.97	(L)
J 12	103	Iowa	.97	(W)
J 24	75	Notre Dame (at Chicago)	.85	(L)
J 26	70	at Minnesota	.81	(L)
J 31	81	at Purdue	.102	(L)
F 2	85	Michigan	.87	(L)
F 7	79	at Northwestern	.88	(L)
F 9	89	at Indiana	.83	(W)
F 16	93	Wisconsin	.54	(W)
F 21	100	Indiana	.98	(W)
F 28	72	at Iowa	.70	(W)
M 2	95	at Michigan	.101	(L)
M 7	81	Northwestern	.84	(L)

Big Ten: 5th place (t)

## 1959-60 (16-7, 8-6)

Coach: Harry Combes

Captain: Mannie Jackson

Lineup: f Vaughn, f Perry, c Wessels  
and Altemeyer, g Jackson, g Landt

D 2	83	Butler	.75	(W)
D 12	93	Western Kentucky	.80	(W)
D 14	89	Marquette	.77	(W)
D 19	85	Ohio University	.79	(W)
D 21	60	Oklahoma	.57	(W)
D 28	48	at California	.62	(L)
D 29	92	Northwestern (at Los Angeles)	.79	(W)
D 30	74	Stanford	.62	(W)
J 4	73	at Ohio State	.97	(L)
J 9	90	Minnesota	.82	(W)
J 11	81	at Purdue	.75	(W)
J 16	96	Michigan State	.88	(W)
J 18	70	at Minnesota	.77	(L)
J 30	71	Notre Dame (at Chicago)	.67	(W)
F 6	75	at Michigan	.61	(W)
F 8	77	at Michigan State	.78	(L)
F 13	93	Purdue (2OT)	.89	(W)
F 15	81	Ohio State	.109	(L)
F 20	63	at Wisconsin	.75	(L)
F 22	78	Indiana	.92	(L)
F 27	85	Iowa	.70	(W)
F 29	90	Michigan	.61	(W)
M 5	84	at Northwestern	.77	(W)

Big Ten: 3rd place (t)

## 1960-61 (9-15, 5-9)

Coach: Harry Combes

Captain: (Appointed each game)

Lineup: f Downey, f Wessels, c Burwell,  
g Small, g Colangelo

D 1	99	Creighton	.74	(W)
D 5	84	Butler	.52	(W)
D 12	81	at Colorado	.90	(L)
D 17	87	at Marquette	.96	(W)
D 19	79	Washington State	.58	(W)
D 21	78	at Kentucky	.83	(L)
D 20	54	California (at Lexington, KY)	.72	(L)
D 27	68	at Butler	.70	(L)
D 28	66	at Notre Dame	.69	(L)
J 7	65	at Ohio State	.91	(L)
J 14	88	Michigan	.64	(W)
J 16	71	at Iowa	.78	(L)
J 28	77	Notre Dame (at Chicago)	.62	(W)
J 30	93	Michigan State	.92	(W)
F 4	65	at Minnesota	.60	(W)
F 6	77	Wisconsin	.73	(W)
F 11	73	at Purdue	.89	(L)
F 18	72	Northwestern	.78	(L)
F 20	80	at Michigan State	.90	(L)
F 25	82	at Indiana	.93	(L)
F 27	76	Minnesota	.85	(L)
M 4	85	Purdue	.75	(W)
M 6	66	at Michigan	.74	(L)
M 11	66	Ohio State	.95	(L)

Big Ten: 7th place

## 1961-62 (15-8, 7-7)

Coach: Harry Combes

Captain: Jerry Colangelo


Lineup: f Downey, f Starnes, c Burwell,  
g Small, g Colangelo

D 1	82	Butler	.72	(W)
D 9	72	at Oklahoma	.60	(W)
D 12	70	Creighton	.61	(W)
D 16	82	Iowa State	.73	(W)
D 18	81	Xavier	.69	(W)
D 23	60	Cornell	.72	(L)
D 28	61	Manhattan (at Chicago)	.56	(W)
D 30	88	Colgate (at Chicago)	.50	(W)
J 6	91	Michigan	.71	(W)
J 8	89	at Purdue	.96	(L)
J 13	66	at Michigan State	.65	(W)
J 28	85	Notre Dame (at Chicago)	.77	(W)
J 29	81	Wisconsin	.85	(L)
F 3	96	Indiana	.85	(W)
F 5	89	Minnesota	.80	(W)
F 10	91	at Iowa	.81	(W)
F 12	88	Northwestern	.70	(W)
F 17	88	Purdue	.100	(L)
F 19	101	at Wisconsin	.103	(L)
F 24	79	at Ohio State	.102	(L)
M 3	78	Iowa	.88	(L)
M 5	92	at Indiana	.104	(L)
M 10	73	at Northwestern	.69	(W)

Big Ten: 4th place (t)



# Year-by-Year Results



1963 Big Ten  
Champions

## 1962-63 (20-6, 11-3)

Coach: Harry Combes

Captain: Bob Starnes

Lineup: f Downey, f Starnes, c Burwell,  
g Small, g Brody

N 30	66	Butler	.49	(W)
D 6	99	Washington University	.55	(W)
D 15	76	at Iowa State	.73	(W)
D 17	90	San Jose State	.64	(W)
D 22	93	Oklahoma	.90	(W)
D 26	98	Pennsylvania (at New York)	.66	(W)
D 28	91	at New York	.84	(W)
D 29	92	Western Virginia (at New York)	.74	(W)
D 31	88	Notre Dame (at Chicago)	.90	(L)
J 5	85	at Iowa	.76	(W)
J 7	90	Ohio State	.78	(W)
J 12	106	Purdue	.82	(W)
J 14	78	at Northwestern	.76	(W)
J 26	53	Cincinnati (at Chicago)	.62	(L)
F 4	104	Indiana	.101	(W)
F 9	91	Michigan State	.86	(W)
F 11	77	at Wisconsin	.84	(L)
F 16	100	at Indiana	.103	(L)
F 19	87	at Purdue	.79	(W)
F 23	89	Wisconsin	.77	(W)
F 25	81	at Minnesota	.70	(W)
M 2	81	at Michigan	.84	(L)
M 4	79	Northwestern	.73	(W)
M 9	73	Iowa	.69	(W)
NCAA Midwest Regional				
M 15	70	Bowling Green (at East Lansing, MI)	.67	(W)
M 16	64	Loyola (Chicago) (at East Lansing, MI)	.79	(L)

Big Ten: 1st place (t)

## 1963-64 (13-11, 6-8)

Coach: Harry Combes

Captain: Bill Edwards

Lineup: f Freeman, f Redman, c Thoren,  
g Brody, g Vopicka

N 30	59	at Butler	.52	(W)
D 4	78	St. Louis	.81	(L)
D 9	104	at Oklahoma	.105	(L)
D 14	79	Notre Dame	.68	(W)
D 19	74	Butler	.53	(W)
D 26	92	West Virginia (at Los Angeles)	.86	(W)
D 27	83	Pittsburgh (at Los Angeles)	.76	(W)
D 28	79	at UCLA	.83	(L)
D 31	87	Notre Dame (at Chicago)	.78	(W)
J 4	87	Michigan State	.66	(W)
J 11	87	at Iowa	.70	(W)
J 25	97	Arizona State (at Chicago)	.78	(W)
F 1	73	Northwestern	.71	(W)
F 3	96	at Indiana	.104	(L)

F 8	82	Michigan	.93	(L)
F 10	92	at Ohio State	.110	(L)
F 15	81	at Minnesota	.92	(L)
F 17	82	at Michigan State	.85	(L)
F 22	86	Minnesota	.78	(W)
F 24	74	at Purdue	.85	(L)
F 29	83	at Michigan	.89	(L)
M 2	74	Ohio State	.86	(L)
M 7	97	Wisconsin	.73	(W)
M 9	90	Iowa	.67	(W)

Big Ten: 6th place (t)

## 1964-65 (18-6, 10-4)

Coach: Harry Combes

Captain: Skip Thoren

Lineup: f Freeman, f Redman, c Thoren,  
g Brody, g Dawson

D 4	110	UCLA	.83	(W)
D 5	64	at St. Louis	.79	(L)
D 8	100	Bowling Green	.62	(W)
D 12	103	Washington University	.59	(W)
D 15	70	at Wisconsin	.56	(W)
D 18	104	at Dayton	.86	(W)
D 19	91	at Kentucky	.86	(W)
D 26	102	New York Univ. (at Philadelphia)	.79	(W)
D 28	71	at St. Joseph's (Philadelphia)	.75	(L)
D 29	74	at Villanova	.65	(W)
J 4	86	Indiana	.81	(W)
J 9	83	at Michigan	.89	(L)
J 16	75	Minnesota	.72	(W)
J 30	101	Notre Dame (at Chicago)	.87	(W)
F 6	121	Purdue	.93	(W)
F 8	86	at Ohio State	.71	(W)
F 13	90	at Minnesota	.105	(L)
F 16	95	Ohio State	.72	(W)
F 20	113	at Michigan State	.94	(W)
F 23	97	Iowa	.80	(W)
F 27	79	Michigan	.80	(L)
M 2	93	at Northwestern	.70	(W)
M 6	84	at Iowa	.94	(L)
M 9	121	Michigan State	.89	(W)

Big Ten: 3rd place

## 1965-66 (12-12, 8-6)

Coach: Harry Combes

Captain: Don Freeman

Lineup: f Freeman, f Jones, c Dunlop, g Dawson,  
g Pearson & Brown

D 1	88	Butler	.74	(W)
D 2	98	at Brigham Young	.109	(L)
D 4	79	at UCLA	.97	(L)
D 9	68	Kentucky	.86	(L)
D 11	96	West Virginia	.86	(W)

D 14	90	at Wisconsin	.70	(W)
D 18	81	Princeton (at Chicago)	.84	(L)
D 27	96	Georgetown (at New York)	.94	(W)
D 28	79	Providence (at New York)	.81	(L)
D 30	69	Army (at New York)	.78	(L)
J 8	98	at Indiana	.84	(W)
J 11	80	Wisconsin	.64	(W)
J 15	87	at Purdue	.93	(L)
J 28	120	Notre Dame (at Chicago)	.92	(W)
F 1	99	at Michigan	.93	(W)
F 5	78	Ohio State	.77	(W)
F 7	77	Northwestern	.80	(L)
F 12	77	Indiana	.81	(L)
F 19	100	Minnesota	.89	(W)
F 22	66	at Michigan State	.68	(L)
F 26	92	at Minnesota	.94	(L)
F 28	98	Purdue	.81	(W)
M 5	106	Iowa	.90	(W)
M 7	76	at Northwestern	.84	(L)

Big Ten: 3rd place (t)

## 1966-67 (12-12, 6-8)

Coach: Harry Combes

Captain: Jim Dawson

Lineup: f Louis, f Flessner, c Scholz,  
g Dawson, g Pearson

D 3	82	Butler	.51	(W)
D 5	98	at Kentucky	.97	(W)
D 10	88	at West Virginia	.90	(L)
D 19	87	Wisconsin	.74	(W)
D 21	81	Stanford	.67	(W)
D 23	97	California (at Chicago)	.87	(W)
D 27	93	Arizona (at Los Angeles)	.77	(W)
D 29	72	Southern Cal (at Los Angeles)	.73	(L)
D 30	83	Georgia Tech (at Los Angeles)	.71	(W)
J 7	74	Michigan State	.76	(L)
J 10	96	at Northwestern	.104	(L)
J 14	99	Michigan	.93	(W)
J 28	75	Notre Dame (at Chicago)	.90	(L)
J 29	82	UCLA (at Chicago)	.120	(L)
F 4	93	Northwestern	.83	(W)
F 7	89	at Iowa	.96	(L)
F 11	81	at Minnesota	.93	(L)
F 18	94	Purdue	.92	(W)
F 20	81	at Indiana	.96	(L)
F 25	86	at Purdue	.98	(L)
F 27	84	Minnesota	.71	(W)
M 4	80	Indiana	.70	(W)
M 6	79	at Ohio State	.100	(L)
M 11	92	at Wisconsin	.102	(L)

Big Ten: 7th place (t)

## Head Coach Harv Schmidt (7 years, 89-77, .536)



Harv Schmidt, a former all-time great player at Illinois, returned to his alma mater in 1968 after serving as an assistant at New Mexico for three years. Within three years of his arrival, he had brought Illinois back to among the elite programs in the Big Ten. The beginning of his tenure marked what possibly was the high-water mark in fan enthusiasm. Illinois led the nation in attendance in 1970, averaging 16,128 per home contest, as students routinely camped out for tickets outside the newly opened, state-of-the-art Assembly Hall.



# Year-by-Year Results

## 1967-68 (11-13, 6-8)

Coach: Harv Schmidt

Captain: Ben Louis

Lineup: f Crews, f Louis, c Scholz,

g Harrison, g Price

D 2	75	at Butler	.57	(W)
D 9	46	Houston	.54	(L)
D 14	63	Brigham Young	.55	(W)
D 15	42	at Tennessee	.66	(L)
D 16	57	Army (at Tennessee)	.65	(L)
D 22	72	at Stanford	.74	(L)
D 23	72	at California	.89	(L)
D 28	65	Georgia Tech (at Chicago)	.54	(W)
D 30	68	Texas-El Paso (at Chicago)	.50	(W)
J 6	66	Michigan State	.56	(W)
J 9	60	Indiana (OT)	.61	(L)
J 13	61	at Minnesota	.60	(W)
J 27	68	Notre Dame (at Chicago)	.67	(W)
F 3	66	Iowa	.63	(W)
F 6	68	at Wisconsin	.60	(W)
F 10	71	at Northwestern	.78	(L)
F 13	65	Michigan	.67	(L)
F 17	68	Purdue	.75	(L)
F 20	72	at Michigan	.64	(W)
F 24	62	Northwestern	.61	(W)
F 26	75	at Ohio State	.95	(L)
M 2	56	at Iowa	.61	(L)
M 4	64	Ohio State	.67	(L)
M 9	59	at Michigan State	.62	(L)

Big Ten: 7th place (t)

## 1968-69 (19-5, 9-5)

Coach: Harv Schmidt

Captain: Dave Scholz

Lineup: f Scholz, f Miller, c Jackson,

g Harrison, g Price

D 2	105	Butler	.66	(W)
D 6	69	at Creighton	.66	(W)
D 9	83	North Dakota	.51	(W)
D 14	75	Iowa State	.48	(W)
D 17	95	Ohio University	.82	(W)
D 19	105	Tulane	.71	(W)
D 21	97	at Houston	.84	(W)
D 27	90	Creighton (at Miami, FL)	.77	(W)
D 28	86	at Miami	.76	(W)
J 4	80	Minnesota	.58	(W)
J 7	84	at Purdue	.98	(L)
J 11	82	at Northwestern (OT)	.77	(W)
J 25	91	Notre Dame (at Chicago)	.57	(W)
J 28	67	at Ohio State	.76	(L)
F 1	86	Wisconsin	.73	(W)
F 8	98	Iowa	.69	(W)
F 11	87	at Michigan	.92	(L)
F 15	70	at Michigan State	.75	(L)
F 18	73	Ohio State	.57	(W)
F 22	100	Michigan	.92	(W)
F 25	53	at Iowa	.74	(L)
M 1	77	at Indiana	.64	(W)
M 4	71	Michigan State	.57	(W)
M 8	78	Northwestern	.68	(W)

Big Ten: 2nd place (t)

## 1969-70 (15-9, 8-6)

Coach: Harv Schmidt

Captains: Mike Price, Randy Crews

Lineup: f Crews, f Miller, c Jackson,

g Price, g Howat

D 2	83	Butler	.67	(W)
D 6	81	at Georgia	.70	(W)
D 8	91	DePauw	.57	(W)
D 13	57	Creighton	.51	(W)
D 18	82	Detroit	.65	(W)

D 20	66	Wichita State (at Chicago)	.63	(W)
D 27	58	at Washington State	.59	(L)
D 29	86	Michigan St. (at Portland, OR)	.77	(W)
D 30	62	Southern Cal (at Portland, OR)	.65	(L)
J 3	74	at Wisconsin	.69	(W)
J 6	94	Indiana	.74	(W)
J 10	77	Ohio State	.59	(W)
J 13	101	at Northwestern	.80	(W)
J 17	75	at Michigan	.73	(W)
J 31	83	Notre Dame (at Chicago)	.86	(L)
F 3	65	Wisconsin	.66	(L)
F 7	73	at Minnesota	.82	(L)
F 14	49	at Purdue	.83	(L)
F 17	81	Iowa	.83	(L)
F 21	81	Purdue	.88	(L)
F 24	74	at Michigan State	.67	(W)
F 28	75	Minnesota	.73	(W)
M 3	85	at Indiana	.75	(W)
M 7	76	Michigan State	.81	(L)

Big Ten: 3rd place (t)

## 1970-71 (11-12, 5-9)

Coach: Harv Schmidt

Captains: Rick Howat, Fred Miller

Lineup: f Weatherspoon, f Miller, c Jackson

Conner, g Howat, g Krelle

D 1	113	Butler	.102	(W)
D 5	72	Oklahoma	.74	(L)
D 8	96	Vanderbilt	.79	(W)
D 12	78	at Iowa State	.63	(W)
D 14	82	Northern Michigan	.70	(W)
D 26	76	Villanova (at Honolulu)	.89	(L)
D 30	78	St. Louis (at Honolulu)	.60	(W)
J 9	89	Michigan State	.61	(W)
J 12	84	Wisconsin	.82	(W)
J 16	69	at Michigan State	.67	(W)
J 29	68	Southern Cal (at Chicago)	.81	(L)
J 30	69	Notre Dame (at Chicago) (OT)	.66	(W)
F 2	84	at Iowa	.92	(L)
F 6	93	Minnesota	.78	(W)
F 13	72	at Ohio State	.92	(L)
F 16	70	Purdue	.73	(L)
F 20	86	Indiana	.88	(L)
F 23	84	at Wisconsin	.88	(L)
F 27	64	at Minnesota	.80	(L)
M 2	74	Michigan	.75	(L)
M 6	93	at Purdue	.99	(L)
M 9	70	Northwestern	.85	(L)
M 13	103	at Indiana	.87	(W)

Big Ten: 5th place (t)

## 1971-72 (14-10, 5-9)

Coach: Harv Schmidt

Captain: Jim Krelle

Lineup: f Weatherspoon, f Conner, c Morris, g

Krelle, g Roberson

D 1	73	Butler	.71	(W)
D 4	70	at Oklahoma	.65	(W)
D 7	96	South Dakota	.56	(W)
D 10	79	at Tulane	.68	(W)
D 11	94	at Loyola (New Orleans)	.74	(W)
D 16	84	Georgia	.78	(W)
D 23	92	at Vanderbilt	.95	(L)
D 28	74	North Carolina State (at Jacksonville, FL)	.72	(W)
D 29	76	Florida (at Jacksonville, FL)	.75	(W)
J 8	67	at Northwestern	.63	(W)
J 11	70	Michigan	.75	(L)
J 15	74	Purdue	.85	(L)
J 28	81	Notre Dame (at Chicago)	.59	(W)
F 5	68	Northwestern	.59	(W)
F 8	79	at Michigan State	.89	(L)
F 12	83	at Michigan	.105	(L)
F 15	84	at Iowa	.87	(L)

F 19	64	Ohio State	.62	(W)
F 22	71	Indiana	.90	(L)
F 26	91	Wisconsin	.86	(W)
F 29	70	at Ohio State	.103	(L)
M 4	62	at Minnesota	.91	(L)
M 7	91	Iowa	.84	(W)
M 11	84	at Wisconsin	.97	(L)

Big Ten: 8th place (t)

## 1972-73 (14-10, 8-6)

Coach: Harv Schmidt

Captain: Nick Weatherspoon

Lineup: f Schmidt, f Weatherspoon, c Conner,

g Dawson, g Tucker

D 2	100	DePauw	.68	(W)
D 4	80	Valparaiso	.62	(W)
D 9	77	at Detroit (OT)	.79	(L)
D 12	74	Iowa State	.60	(W)
D 19	86	Furman	.81	(W)
D 22	72	at Southern Cal	.75	(L)
D 29	82	Temple (at New Orleans)	.77	(W)
D 30	64	UCLA (at New Orleans)	.71	(L)
J 6	80	at Purdue	.91	(L)
J 8	76	Wisconsin	.74	(W)
J 13	80	Iowa	.78	(W)
J 25	87	Notre Dame (at Chicago)	.84	(W)
J 27	76	South Carolina (at Chicago)	.86	(L)
F 3	76	Michigan	.75	(W)
F 5	84	at Northwestern	.77	(W)
F 10	88	at Wisconsin	.99	(L)
F 12	66	at Indiana	.87	(L)
F 17	79	Ohio State	.68	(W)
F 19	73	Minnesota	.82	(L)
F 24	81	Michigan State	.71	(W)
F 26	96	at Michigan	.89	(W)
M 3	64	at Ohio State	.65	(L)
M 5	77	Northwestern	.76	(W)
M 10	76	at Iowa	.93	(L)

Big Ten: 3rd place (t)

## 1973-74 (5-18, 2-12)

Coach: Harv Schmidt

Captain: Jeff Dawson

Lineup: f Schmidt, f Farnham, c Rucks,

g Dawson, g Roberts

N 30	80	at Arizona	.101	(L)
D 3	99	Tulane	.78	(W)
D 8	60	Southern Cal	.71	(L)
D 11	64	Detroit	.60	(W)
D 14	87	Northern Michigan	.72	(W)
D 27	60	at St. John's (NY)	.76	(L)
D 29	83	Duquesne (at New York)	.85	(L)
J 5	75	at Ohio State	.73	(W)
J 12	69	Purdue	.91	(L)
J 14	82	Michigan State	.90	(L)
J 19	75	at Wisconsin	.101	(L)
J 24	88	Bradley (at Chicago)	.105	(L)
J 26	86	Jacksonville	.89	(L)
J 28	82	at Michigan State	.93	(L)
F 2	77	Michigan	.101	(L)
F 9	67	at Indiana	.107	(L)
F 11	61	at Minnesota	.80	(L)
F 16	75	at Northwestern	.86	(L)
F 18	83	Indiana	.101	(L)
F 23	91	Iowa	.84	(W)
F 25	52	Minnesota	.72	(L)
M 2	83	at Purdue	.94	(L)
M 9	78	Ohio State	.79	(L)

Big Ten: 10th place

# Year-by-Year Results

## Head Coach Gene Bartow (1 year, 8-18, .308)



Brought to Illinois to continue the magical rebuilding jobs he had undertaken at Valparaiso and Memphis State, Gene Bartow was counted on by Athletic Director Cecil Coleman to restore the successful level of play fans had become accustomed to in the past few decades. However, Bartow's stay in Champaign was short-lived, lasting only one year and producing an 8-18 record. The lure away from Illinois was a strong one for Bartow; he was hired away by UCLA to replace legendary Bruin coach John Wooden.

### 1974-75 (8-18, 4-14)

Coach: Gene Bartow

Captain: Rick Schmidt

Lineup: f Schmidt, f Matthews, c Washington and Carmichael, g Tucker, g Williams

D 3	69	Valparaiso	.....58	(W)
D 7	96	DePauw	.....53	(W)
D 9	77	at Iowa State	.....71	(W)
D 13	66	at Arizona	.....78	(L)
D 14	69	at Arizona State	.....91	(L)
D 27	76	Stanford (at Albuquerque, NM)	.....89	(L)
D 28	79	Army (at Albuquerque, NM)	.....70	(W)
J 2	84	Michigan	.....86	(L)
J 4	70	at Iowa	.....95	(L)
J 6	47	at Minnesota	.....75	(L)
J 11	64	Northwestern	.....60	(W)
J 13	72	Wisconsin	.....56	(W)
J 18	67	Purdue	.....86	(L)
J 23	69	Tulane	.....81	(L)
J 25	66	at Ohio State	.....62	(W)
J 27	57	at Indiana	.....73	(L)
F 1	60	Michigan State	.....75	(L)
F 3	50	Minnesota	.....56	(L)
F 8	47	at Northwestern	.....51	(L)
F 10	70	at Wisconsin	.....76	(L)
F 15	91	at Purdue	.....114	(L)
F 22	83	Ohio State	.....78	(W)
F 24	89	Indiana	.....112	(L)
M 1	82	at Michigan State	.....96	(L)
M 3	75	at Michigan	.....77	(L)
M 8	70	Iowa	.....73	(L)

Big Ten: 9th place (t)

Name	G	FGA	FTA	Reb.	A	Pts. Avg.
Schmidt	26	190-426	144-179	139	73	524-20.2
Tucker	24	114-272	54-77	78	72	282-11.8
Williams	24	107-239	42-58	55	71	256-10.7
Washington	26	84-209	38-47	126	27	206-7.9
Adams	26	50-160	33-52	107	19	133-5.1
Carmichael	26	54-89	23-33	127	31	131-5.0
Matthews	26	41-122	18-28	87	19	100-3.8
Farnham	21	19-55	22-30	52	13	60-2.9
Johnson	20	25-39	5-7	19	39	55-2.8
Roberts	11	20-43	11-17	17	12	51-4.6
Rucks	16	10-23	8-12	19	2	28-1.8
Bushell	11	5-12	1-3	6	2	11-1.0
Leighy	9	1-14	2-2	10	8	4-0.4
Gerhardt	5	2-9	0-0	4	1	4-0.8
Smith	4	0-2	0-0	6	1	0-0.0

## Head Coach Lou Henson (21 years, 423-224, .654)



Lou Henson, the all-time winningest coach in Illinois basketball history, came to Champaign-Urbana after successful head coaching stints at Hardin-Simmons and New Mexico State Universities. He finished his career No. 12 on the NCAA all-time victory list with 663 wins. Illinois became a national power under Henson, being selected to the NCAA tournament 11 times. The highlight of the postseason competition came in 1989 when the spectacular Flying Illini team won a school-record 31 contests and advanced to the Final Four. Henson's Illini were also seeded among the top four in their regional for six consecutive years (1984-89) for the second-longest such streak (next to North Carolina) ever. Illinois finished in the upper division in the Big Ten nine consecutive seasons (1983-91), and had 11 straight years of producing a plus-.500 Big Ten record from 1981 to 1991, the fifth-longest streak of that kind in Big Ten history. Henson led the Illini to a 1984 Big Ten co-championship and No. 1 national ranking in 1989. He coached Illinois to nine straight 20-win seasons from 1983 to 1991 and finished his career as the third-winningest coach in Big Ten history with 214 victories.

petition came in 1989 when the spectacular Flying Illini team won a school-record 31 contests and advanced to the Final Four. Henson's Illini were also seeded among the top four in their regional for six consecutive years (1984-89) for the second-longest such streak (next to North Carolina) ever. Illinois finished in the upper division in the Big Ten nine consecutive seasons (1983-91), and had 11 straight years of producing a plus-.500 Big Ten record from 1981 to 1991, the fifth-longest streak of that kind in Big Ten history. Henson led the Illini to a 1984 Big Ten co-championship and No. 1 national ranking in 1989. He coached Illinois to nine straight 20-win seasons from 1983 to 1991 and finished his career as the third-winningest coach in Big Ten history with 214 victories.

### 1975-76 (14-13, 7-11)

Coach: Lou Henson

Captain: Appointed each game

Lineup: f Adams, f Matthews, c Washington, g Williams, g Tucker, g Leighy

N 28	60	at Nebraska	.....58	(W)
D 1	73	Kent State	.....54	(W)
D 4	67	Missouri-Rolla	.....65	(W)
D 6	67	New Mexico	.....66	(W)
D 8	90	North Dakota State	.....73	(W)
D 11	73	at Furman	.....75	(L)
D 13	58	at Southern Cal	.....62	(L)
D 20	66	Arizona	.....60	(W)
D 22	106	Rice	.....64	(W)
J 3	60	at Iowa	.....84	(L)
J 8	68	at Minnesota	.....77	(L)
J 10	74	Northwestern	.....69	(W)
J 12	71	Wisconsin	.....61	(W)
J 17	55	Indiana	.....83	(L)
J 19	63	at Ohio State	.....64	(L)
J 24	63	Michigan State	.....74	(L)
J 26	76	Michigan	.....75	(W)
J 31	71	Purdue	.....63	(W)
F 2	62	Minnesota	.....72	(L)
F 7	61	at Northwestern	.....55	(W)
F 9	70	at Wisconsin	.....59	(W)
F 14	48	at Indiana	.....58	(L)
F 16	91	Ohio State	.....73	(W)
F 21	59	at Michigan State	.....69	(L)
F 23	75	at Michigan	.....90	(L)
F 28	62	at Purdue	.....81	(L)
M 6	70	Iowa	.....82	(L)

Big Ten: 7th place (t)

Name	G	FGA	FTA	Reb.	A	Pts. Avg.
Adams	27	181-356	67-90	158	41	429-15.9
Matthews	27	129-269	46-68	144	50	304-11.3
Washington	27	105-226	40-50	142	78	250-9.3
Williams	18	102-191	39-49	63	44	243-13.5
Tucker	26	83-202	68-89	135	84	234-9.0
Ferdinand	26	72-152	17-27	83	11	161-6.2

Leighy	27	50-110	10-18	70	53	110-4.1
Lubin	26	22-62	16-35	19	46	60-2.3
Gerhardt	22	15-33	8-11	34	12	38-1.7
Graff	15	4-13	16-21	4	6	24-1.6
Bushell	8	2-5	2-2	3	2	6-0.8

### 1976-77 (16-14, 8-10)

Coach: Lou Henson

Captain: Audie Matthews

Lineup: f Cobb, f Leighy, f Ferdinand, c Adams, g Matthews, g Lanter

N 26	68	at St. Louis	.....65	(W)
D 3	75	at Missouri	.....76	(L)
D 4	54	St. Louis (at Columbia, MO)	.....46	(W)
D 8	84	San Jose State	.....70	(W)
D 11	67	Nebraska	.....63	(W)
D 13	72	Cleveland State	.....70	(W)
D 17	67	Cal Poly-San Luis Obispo	.....65	(W)
D 18	80	Arizona State	.....74	(W)
D 27	66	Houston (at Honolulu)	.....69	(L)
D 29	73	William & Mary (at Honolulu)	.....64	(W)
D 30	52	St. John's (NY) (at Honolulu)	.....56	(L)
J 1	70	at Long Beach State	.....84	(L)
J 6	89	at Ohio State	.....72	(W)
J 8	60	at Indiana	.....80	(L)
J 13	69	Minnesota	.....83	(W)
J 15	81	Iowa (OT)	.....84	(L)
J 20	58	at Michigan State	.....67	(L)
J 22	61	at Michigan	.....66	(L)
J 24	71	Northwestern	.....68	(W)
J 29	63	at Purdue	.....66	(L)
F 3	82	Wisconsin	.....72	(W)
F 5	71	Purdue	.....70	(W)
F 10	65	at Northwestern	.....63	(W)
F 12	50	at Wisconsin	.....62	(L)
F 17	73	Indiana	.....69	(W)
F 19	60	Ohio State	.....64	(L)
F 24	64	at Iowa	.....76	(L)
F 26	70	at Minnesota	.....72*	(W)
M 3	72	Michigan	.....87	(L)
M 5	61	Michigan State	.....62	(L)

\*Later forfeited to Illinois

Big Ten: 6th place

Name	G	FGA	FTA	Reb.	A	Pts. Avg.
Matthews	30	202-396	75-94	151	75	479-16.0
Adams	30	171-376	45-64	171	62	387-12.9
Cobb	30	126-256	54-84	192	57	306-10.2
Ferdinand	29	109-234	43-55	108	27	261-9.0
Bresnahan	28	80-176	46-61	138	31	206-7.4
Lanter	30	76-155	39-58	49	103	191-6.4
Leighy	26	45-94	11-18	72	37	101-3.9
Judson	14	20-40	14-18	5	19	54-3.9
Lubin	25	14-37	3-10	23	27	31-1.2
Gerhardt	23	6-22	4-9	34	14	16-0.7
Kirby	17	6-16	4-7	2	7	16-0.9
Berry	3	0-0	0-0	0	0	0-0.0
Carter	2	0-0	0-0	0	0	0-0.0
Meyer	2	0-0	0-0	0	0	0-0.0
Bushell	1	0-0	0-0	0	0	0-0.0

### 1977-78 (13-14, 7-11)

Coach: Lou Henson

Captain: Audie Matthews

Lineup: f Bresnahan, f Cobb, c Adams, g Matthews, g Gray

N 25	64	North Carolina-Charlotte	.....68	(L)
N 28	113	Arizona	.....107	(W)
D 1	82	Southern Cal	.....59	(W)
D 3	84	at South Carolina	.....68	(W)
D 6	96	Missouri	.....85	(W)
D 16	81	Brigham Young	.....74	(W)
D 28	75	Washington St. (at Portland)	.....82	(L)
D 29	86	Oregon (at Portland)	.....80	(W)
D 30	68	Washington (at Portland)	.....81	(L)
J 5	85	at Purdue	.....95	(L)
J 7	65	at Indiana	.....64	(W)



# Year-by-Year Results

J 12	70	Michigan State	.82	(L)
J 14	65	Michigan	.61	(W)
J 19	66	at Minnesota	.70	(L)
J 21	73	Northwestern	.64	(W)
J 26	70	at Iowa	.61	(W)
J 30	84	Ohio State	.87	(L)
F 2	74	Wisconsin	.71	(W)
F 4	65	at Ohio State	.70	(L)
F 9	61	at Northwestern	.72	(L)
F 11	73	at Wisconsin	.80	(L)
F 16	69	Minnesota	.75	(L)
F 18	77	Iowa	.76	(W)
F 23	96	at Michigan	.107	(L)
F 25	67	at Michigan State	.89	(L)
M 2	68	Indiana	.77	(L)
M 4	67	Purdue	.66	(W)

Big Ten: 7th place

Name	FG-		FT-		Reb.	A	B	S	Pts-Avg.
	G	FGA	FTA	FTS					
Matthews	27	136-306	55-79	87	50	0	12	327-12.1	
Smith	27	111-235	90-128	163	36	7	37	312-11.6	
Adams	27	108-239	58-81	133	37	32	25	274-10.0	
Johnson	27	100-234	20-27	84	16	8	11	220-8.1	
Bresnahan	27	94-200	31-47	195	68	2	21	219-8.1	
Judson	27	76-148	45-47	49	57	1	20	177-6.5	
Gray	20	90-177	6-17	29	66	1	18	186-9.3	
Cobb	27	72-164	28-37	131	23	10	17	172-6.4	
Jones	27	35-88	2-8	16	20	2	8	72-2.7	
Ferdinand	15	13-35	5-11	18	2	2	2	31-2.1	
Lubin	17	8-24	8-9	9	19	0	6	24-1.4	
Gerhardt	21	4-7	2-6	22	3	0	1	10-0.5	
Meyer	6	0-0	0-0	1	1	0	0	0-0.0	

## 1978-79 (19-11, 7-11)

Coach: Lou Henson

Captain: Larry Lubin

Lineup: f Johnson, f Smith, f Bresnahan, c Holcomb, g Judson

N 24	109	Texas-Arlington	.74	(W)
N 28	81	Denver	.57	(W)
D 2	65	at Tulane	.60	(W)
D 5	69	at Missouri	.57	(W)
D 8	64	South Carolina	.57	(W)
D 9	86	Centenary	.60	(W)
D 16	82	at Kent State	.44	(W)
D 22	64	Syracuse (at Lexington, KY)	.61	(W)
D 23	71	Texas A&M (at Lexington, KY)	.57	(W)
D 28	84	Western Michigan	.79	(W)
(at Anchorage, AK)				
D 29	88	Ozarks (at Anchorage, AK)	.82	(W)
D 30	92	at Alaska (Anchorage, AK)	.80	(W)
J 4	65	Indiana	.61	(W)
J 6	74	at Northwestern	.56	(W)
J 11	57	Michigan State	.55	(W)
J 13	66	Ohio State (OT)	.69	(L)
J 18	81	at Wisconsin	.74	(W)
J 20	57	Purdue	.69	(L)
J 25	52	at Iowa	.58	(L)
J 27	54	Michigan	.56	(L)
F 1	67	Minnesota	.57	(W)
F 3	65	at Michigan	.74	(L)
F 8	65	at Purdue	.71	(L)
F 10	59	at Minnesota	.57	(W)
F 15	81	Wisconsin	.64	(W)
F 17	53	Iowa	.67	(L)
F 22	55	at Ohio State	.73	(L)
F 24	62	at Michigan State	.76	(L)
M 1	64	Northwestern	.71	(L)
M 3	60	Indiana	.72	(L)

Big Ten: 7th place

Name	FG-		FT-		Reb.	A	B	S	Pts-Avg.
	G	FGA	FTA	FTS					
Smith	30	160-312	84-109	173	121	23	53	404-13.5	
Johnson	30	168-405	26-49	170	52	4	18	362-12.1	
Judson	30	123-243	35-43	68	61	3	33	281-9.4	
Bresnahan	30	105-236	40-56	236	75	7	32	250-8.3	
Griffin	30	105-238	19-34	98	7	29	12	229-7.6	
Holcomb	29	90-167	34-58	190	49	86	17	214-7.4	

Cobb	30	68-158	24-38	122	29	4	19	160-5.3
Lanter	27	35-62	16-21	38	52	1	15	86-3.2
Range	24	21-40	14-21	25	12	0	8	56-2.3
Leonard	16	6-17	11-13	11	1	4	2	23-1.4
Lubin	22	6-13	0-2	4	9	1	6	12-0.5
Westervelt	8	2-4	5-7	3	0	0	0	9-1.1

## 1979-80 (22-13, 8-10)

Coach: Lou Henson

Captains: Levi Cobb, Neil Bresnahan

Lineup: f Johnson, f Smith, c Griffin, g Gray, g Range, g Judson

N 30	86	at Brigham Young	.76	(W)
D 4	66	Missouri (OT)	.67	(L)
D 6	74	Kent State	.65	(W)
D 8	77	Long Beach State	.60	(W)
D 10	79	at Texas Christian	.64	(W)
D 11	91	Missouri-St. Louis	.65	(W)
D 14	94	Kentucky State	.65	(W)
D 15	47	Illinois State	.40	(W)
D 22	78	Marquette	.80	(L)
D 28	75	Army (at Honolulu)	.48	(W)
D 29	77	Louisville (at Honolulu)	.64	(W)
D 30	94	at Hawaii	.82	(W)
J 3	71	Iowa	.72	(L)
J 5	81	Northwestern	.71	(W)
J 10	66	at Purdue	.74	(L)
J 12	75	at Minnesota	.79	(L)
J 17	80	Michigan	.69	(W)
J 19	69	at Wisconsin	.64	(W)
J 24	76	Ohio State	.79	(L)
J 26	74	Michigan State	.65	(W)
J 31	54	at Indiana	.60	(L)
F 2	59	at Michigan State	.68	(L)
F 7	67	Wisconsin	.50	(W)
F 9	89	Indiana	.68	(W)
F 14	76	at Michigan	.78	(L)
F 16	57	at Ohio State	.71	(L)
F 21	60	Minnesota (OT)	.58	(W)
F 23	69	Purdue	.72	(L)
F 28	90	at Northwestern	.66	(W)
M 1	71	at Iowa	.75	(L)

National Invitation Tournament

M 5	105	Loyola (Chicago)	.87	(W)
M 10	75	Illinois State	.65	(W)
M 13	65	Murray State	.63	(W)
M 17	63	Minnesota (at New York)	.65	(L)
M 19	84	Nevada-Las Vegas (at New York)	.74	(W)

Big Ten: 6th place (t)

Name	FG-		FT-		Reb.	A	B	S	Pts-Avg.
	G	FGA	FTA	FTS					
Johnson	35	266-576	78-119	310	71	7	13	610-17.4	
Smith	35	187-339	161-197	214	95	11	35	535-15.3	
Gray	35	131-298	57-72	47	109	2	39	319-9.1	
Griffin	35	119-259	36-58	154	25	39	18	274-7.8	
Range	35	90-178	63-82	85	64	2	36	243-6.9	
Holcomb	31	72-146	36-63	164	44	46	15	180-5.8	
Bresnahan	35	67-136	27-37	121	64	11	14	161-4.6	
Judson	31	59-118	32-36	44	47	0	15	150-4.8	
Bontemps	30	15-36	26-46	28	67	1	16	56-1.9	
Cobb	25	20-49	7-13	36	14	2	9	47-1.9	
Richardson	16	8-13	7-9	9	17	0	4	23-1.4	
Westervelt	18	6-12	4-7	8	1	0	1	16-0.9	

## 1980-81 (21-8, 12-6)

Coach: Lou Henson

Captains: Derek Holcomb, Eddie Johnson, Mark Smith

Lineup: f Johnson, f Smith, c Holcomb, g Range, g Harper

N 29	98	Loyola Marymount	.65	(W)
D 6	87	Texas Christian	.55	(W)
D 10	84	Missouri (at St. Louis)	.62	(W)
D 13	69	at Marquette	.68	(W)
D 19	75	Brigham Young (at Knoxville)	.80	(L)
D 20	106	Iona (at Knoxville)	.84	(W)

D 26	84	Ohio University	.54	(W)
D 27	93	Oklahoma	.63	(W)
J 3	104	Southern Illinois-Edwards	.68	(W)
J 8	88	at Northwestern	.64	(W)
J 10	61	at Indiana	.78	(L)
J 15	87	Purdue	.65	(W)
J 17	80	Minnesota	.76	(W)
J 22	76	at Michigan (OT)	.80	(L)
J 24	45	Wisconsin	.54	(L)
J 29	71	at Michigan State	.70	(W)
J 31	79	Iowa	.66	(W)
F 5	82	Ohio State	.63	(W)
F 7	66	at Iowa	.72	(L)
F 12	84	at Wisconsin	.65	(W)
F 14	63	at Ohio State	.57	(W)
F 19	67	Michigan	.64	(W)
F 21	82	Michigan State	.62	(W)
F 26	59	at Minnesota	.76	(L)
F 28	81	at Purdue	.70	(W)
M 5	66	Indiana	.69	(L)
M 7	98	Northwestern	.77	(W)

NCAA West Regional

M 14	67	Wyoming (at Los Angeles)	.65	(W)
M 19	52	Kansas St. (at Salt Lake City)	.57	(L)

Big Ten: 3rd place

Name	FG-		FT-		Reb.	A	B	S	Pts-Avg.
	G	FGA	FTA	FTS					
Johnson	29	219-443	62-82	267	70	6	30	500-17.2	
Smith	29	150-272	102-125	172	98	18	36	402-13.9	
Tucker	29	117-229	76-94	39	58	3	19	310-10.7	
Range	29	101-178	65-89	115	70	0	33	267-9.2	
Harper	29	104-252	33-46	75	156	8	39	241-8.3	
Griffin	29	103-193	21-36	122	12	34	5	227-7.8	
Holcomb	29	70-123	31-50	148	40	42	14	171-5.9	
Leonard	25	26-50	7-13	44	12	8	3	59-2.4	
Bontemps	19	12-26	12-20	7	17	1	2	36-1.9	
Richardson	22	9-16	7-11	9	7	0	5	25-1.1	
Arnold, S.	7	4-10	6-10	10	5	0	1	14-2.0	
Arnold, M.	3	1-7	0-1	5	2	0	0	2-0.7	

## 1981-82 (18-11, 10-8)

Coach: Lou Henson

Captains: James Griffin, Perry Range, Craig Tucker

Lineup: f Leonard, f/g Range, c Griffin, g Tucker, g Harper

N 28	87	at Loyola (Chicago) (OT)	.83	(W)
D 5	55	Kansas State	.49	(W)
D 8	68	Missouri (at St. Louis) (OT)	.78	(L)
D 11	72	Army	.37	(W)
D 12	76	Texas A&M	.63	(W)
D 19	53	St. Louis	.43	(W)
D 22	90	North Dakota State	.61	(W)
D 28	56	Bowling Green (at Toledo, OH)	.51	(W)
D 29	51	at Toledo	.71	(L)
J 7	60	at Northwestern	.50	(W)
J 9	50	at Iowa	.56	(L)
J 14	50	Ohio State (OT)	.51	(L)
J 16	55	Michigan State	.51	(W)
J 21	53	Indiana	.54	(L)
J 23	64	at Minnesota	.57	(W)
J 28	63	at Purdue	.48	(W)
J 30	79	Michigan	.61	(W)
F 4	88	Wisconsin	.54	(W)
F 6	53	at Michigan	.58	(L)
F 11	60	at Indiana	.73	(L)
F 13	68	at Wisconsin	.60	(W)
F 18	44	Purdue	.52	(L)
F 20	77	Minnesota	.65	(W)
F 25	47	at Michigan State	.56	(L)
F 27	53	at Ohio State	.63	(L)
M 4	73	Iowa (OT)	.67	(W)
M 6	85	Northwestern	.65	(W)

National Invitation Tournament

M 10	126	Long Island	.78	(W)
M 15	58	Dayton	.61	(L)

Big Ten: 6th place





# Year-by-Year Results

Name	G	FG- FGA	FT- FTA	Reb.	A	B	S	Pts- Avg.
Tucker	29	170-389	110-132	69	84	1	32	450-15.5
Griffin	29	171-334	52-86	204	27	56	19	394-13.6
Range	29	146-280	83-108	128	71	7	37	375-12.9
Harper	29	105-230	34-45	133	145	16	67	244-8.4
Leonard	29	47-114	23-36	110	49	14	12	117-4.0
Montgomery	28	41-83	20-40	104	13	10	8	102-3.6
Dancils	27	38-84	17-28	41	12	4	7	93-3.4
Welch	26	30-64	17-22	39	12	5	4	77-3.0
Bontemps	21	9-15	4-11	6	14	0	4	22-1.0
Richardson	18	6-13	10-14	4	7	0	3	22-1.2
Maras	12	0-4	8-8	5	1	0	0	8-0.7
Klier	10	3-7	0-3	11	0	1	0	6-0.6
O'Brien	5	2-3	0-0	2	0	0	0	4-0.8
Palmer	5	0-0	0-0	0	0	0	0	0-0.0

1982-83 (21-11, 11-7)


Coach: Lou Henson

Captains: Kevin Bontemps, Derek Harper,  
Bryan Leonard

Lineup: f Winters, f Welch, c Leonard,  
g Harper, g Douglas

N 26	47	Vanderbilt (at Anchorage, AK)	.....58	(L)				
N 27	72	Texas A&M (at Anchorage, AK)	.....70	(W)				
N 28	68	Florida (at Anchorage, AK)	.....55	(W)				
D 2	94	Valparaiso	.....59	(W)				
D 4	75	Western Michigan	.....59	(W)				
D 8	59	at Kansas State	.....55	(W)				
D 11	57	at Kentucky	.....76	(L)				
D 13	79	Vanderbilt	.....77	(W)				
D 17	79	Southern Illinois-Carbondale	.....61	(W)				
D 18	67	Illinois State	.....60	(W)				
D 23	75	at Oklahoma	.....101	(L)				
D 31	73	Loyola (Chicago)	.....72	(W)				
J 3	74	Iowa State (at Rosemont, IL)	.....57	(W)				
J 6	49	at Minnesota	.....75	(L)				
J 8	61	at Wisconsin	.....54	(W)				
J 13	55	Indiana	.....69	(L)				
J 15	63	Ohio State	.....55	(W)				
J 19	62	at Purdue	.....63	(L)				
J 27	78	at Michigan State	.....71	(W)				
J 29	87	at Michigan	.....74	(W)				
F 3	62	Iowa	.....61	(W)				
F 5	78	Northwestern	.....62	(W)				
F 10	55	at Northwestern	.....58	(L)				
F 12	66	at Iowa	.....68	(L)				
F 17	91	Michigan	.....71	(W)				
F 19	69	Michigan State	.....61	(W)				
F 23	54	Purdue	.....56	(L)				
M 3	74	at Ohio State	.....73	(W)				
M 5	55	at Indiana	.....67	(L)				
M 10	71	Wisconsin	.....64	(W)				
M 13	70	Minnesota	.....67	(W)				
NCAA West Regional								
M 17	49	Utah (at Boise, ID)	.....52	(L)				
Big Ten: 2nd place (t)								

Name	G	FG- FGA	FT- FTA	Reb.	A	B	S	Pts- Avg.
Harper	32	198-369	83-123	112	118	18	72	792-15.4
Winters	31	159-343	67-94	213	20	31	14	385-12.4
Welch	32	158-321	61-87	201	44	15	17	377-11.8
Douglas	32	118-257	64-89	87	189	5	78	301-9.4
Montgomery	32	72-143	70-78	146	22	7	15	184-5.8
Leonard	30	51-113	20-38	104	22	9	10	122-4.1
Altenberger	31	30-90	35-47	40	23	0	15	96-3.1
Meents	29	34-73	13-17	35	27	14	6	81-2.8
Dancils	18	28-76	15-18	29	11	2	9	71-3.9
Bontemps	27	8-15	14-21	20	27	0	1	30-1.1
Woodward	14	6-11	3-5	5	4	0	2	16-1.1
Klusendorf	13	2-5	5-6	6	0	0	0	9-0.7
Maras	12	2-9	0-1	9	1	0	1	4-0.3



1984 Big Ten  
Champions

1983-84 (26-5, 15-3)

Coach: Lou Henson

Captain: Quinn Richardson

Lineup: f Winters, f Altenberger, c Montgomery,  
g Douglas, g Richardson

N 25	99	Utah (at Rosemont, IL)	.....65	(W)
N 26	70	Loyola (Chicago)	.....53	(W)
(at Rosemont, IL)				
D 2	65	Western Illinois	.....49	(W)
D 3	78	Southern Mississippi	.....47	(W)
D 6	69	at Vanderbilt	.....55	(W)
D 10	74	West Texas State	.....58	(W)
D 12	74	Loyola (Chicago)	.....69	(W)
D 21	78	Cal. State-Northridge	.....57	(W)
D 24	54	Kentucky	.....56	(L)
D 28	66	Missouri (at St. Louis)	.....60	(W)
J 5	80	Minnesota	.....53	(W)
J 7	63	at Wisconsin (OT)	.....62	(W)
J 11	68	at Indiana (OT)	.....73	(L)
J 14	55	at Ohio State	.....53	(W)
J 21	76	Purdue	.....52	(W)
J 26	46	Michigan State	.....40	(W)
J 28	75	Michigan (4OT)	.....66	(W)
F 2	54	at Iowa (2OT)	.....52	(W)
F 4	71	at Northwestern	.....52	(W)
F 8	73	Northwestern	.....49	(W)
F 12	73	Iowa	.....53	(W)
F 16	60	at Michigan	.....62	(L)
F 19	70	at Michigan State	.....53	(W)
F 25	55	at Purdue	.....59	(L)
M 1	73	Ohio State	.....58	(W)
M 4	70	Indiana	.....53	(W)
M 8	53	at Minnesota	.....41	(W)
M 10	81	Wisconsin	.....57	(W)
NCAA Mideast Regional				
M 18	64	Villanova (at Milwaukee)	.....56	(W)
M 22	72	Maryland (at Lexington, KY)	.....70	(W)
M 24	51	Kentucky (at Lexington, KY)	.....54	(L)
Big Ten: 1st place (t)				

Name	G	FG- FGA	FT- FTA	Reb.	A	B	S	Pts- Avg.
Winters	31	182-354	92-120	205	54	21	19	456-14.7
Douglas	31	159-337	81-109	136	177	5	73	399-12.9
Altenberger	31	143-281	66-95	15	68	4	39	352-11.4
Montgomery	31	124-226	53-103	224	53	17	27	301-9.7
Richardson	31	94-160	50-63	61	93	0	23	238-7.7
Meents	28	61-134	23-33	91	33	25	9	145-5.2
Schafer	29	28-66	23-33	43	9	1	6	79-2.7
Wysinger	30	15-35	27-35	14	23	0	11	57-1.9
Woodward	14	12-26	4-5	10	5	0	3	28-2.0
Klusendorf	19	4-13	10-15	10	6	0	1	18-0.9
Welch	2	6-12	2-2	4	0	0	0	14-7.0
Maras	6	3-3	0-3	11	2	0	1	6-1.0
Marinkovich	4	2-3	2-2	2	0	0	0	6-1.5
Klauke	2	1-1	0-0	0	0	0	0	2-1.0
Siegel	3	1-1	0-0	1	0	0	0	2-0.7
Jenkins	2	0-1	0-0	1	0	0	0	0-0.0
Freeman	2	0-1	0-0	0	0	0	0	0-0.0

1984-85 (26-9, 12-6)

Coach: Lou Henson

Captain: George Montgomery

Lineup: f Welch, f Winters, c Montgomery,  
c Meents, g Altenberger, g Douglas

N 18	81	Oklahoma (at Springfield, MA.)	.....64	(W)
N 23	64	Idaho State (at Anchorage, AK)	.....44	(W)
N 24	52	Alabama-Birmingham	.....59	(L)
N 25	75	Oregon (at Anchorage, AK) (3OT)	.....72	(W)
N 28	81	Chicago State	.....63	(W)
D 1	73	Oklahoma	.....70	(W)
D 4	92	Cal State-Chico	.....47	(W)
D 6	65	Missouri (at St. Louis)	.....50	(W)
D 7	72	Columbia	.....48	(W)
D 8	93	New Mexico State	.....55	(W)
D 15	83	South Carolina State	.....47	(W)
D 18	87	Cincinnati (at Rosemont, IL)	.....65	(W)
D 22	62	Loyola (Chicago)	.....63	(L)
(at Rosemont, Ill.)				
J 3	58	at Minnesota	.....60	(L)
J 5	60	at Iowa	.....64	(L)
J 10	64	Michigan (OT)	.....58	(W)
J 12	75	Michigan State	.....63	(W)
J 17	78	at Wisconsin	.....67	(W)
J 19	55	at Northwestern	.....43	(W)
J 23	84	Ohio State	.....66	(W)
J 27	52	Indiana	.....41	(W)
J 30	34	at Purdue	.....54	(L)
F 3	77	at Houston	.....76	(W)
F 7	56	at Michigan State	.....64	(L)
F 9	45	at Michigan	.....57	(L)
F 14	64	Northwestern	.....42	(W)
F 16	68	Wisconsin	.....49	(W)
F 21	66	at Indiana	.....50	(W)
F 23	64	at Ohio State	.....72	(L)
M 2	86	Purdue	.....43	(W)
M 7	59	Iowa (OT)	.....53	(W)
M 9	82	Minnesota	.....56	(W)
NCAA East Regional				
M 15	76	Northeastern (at Atlanta)	.....57	(W)
M 17	74	Georgia (at Atlanta)	.....58	(W)
M 21	53	Georgia Tech (at Providence, RI)	.....61	(L)
Big Ten: 2nd place				

Name	G	FG- FGA	FT- FTA	Reb.	A	B	S	Pts- Avg.
Welch	35	182-350	51-68	189	51	9	26	415-11.9
Altenberger	35	162-322	70-91	126	67	14	38	394-11.3
Winters	35	137-289	76-103	252	49	32	33	350-10.0
Douglas	35	118-307	42-57	107	200	6	85	278-7.9
Montgomery	23	86-171	64-104	168	39	6	21	236-10.3
Norman	29	86-136	55-83	107	26	16	9	227-7.8
Meents	35	84-175	25-37	111	87	24	16	193-5.5
Wysinger	35	48-82	38-46	32	64	1	16	134-3.8
Schafer	15	31-68	18-26	46	17	2	5	80-5.3
Haffner	29	20-62	9-16	16	17	2	2	49-1.7
Woodward	12	12-19	5-9	3	3	0	4	29-2.4
Blackwell	10	8-24	9-13	11	10	1	7	25-2.5



# Year-by-Year Results

## 1985-86 (22-10, 11-7)

Coach: Lou Henson

Captains: Bruce Douglas, Efrem Winters

Lineup: f Norman, f Welch, c Winters, c Meents, g Douglas, g Wysinger, g Blackwell

N 26	95	Loyola (Chicago)	.64	(W)
N 29	72	Hawaii-Loa (at Honolulu)	.45	(W)
N 30	57	Oklahoma (at Honolulu)	.59	(L)
D 4	84	Wisconsin-Green Bay	.34	(W)
D 6	79	Eastern Kentucky	.56	(W)
D 7	115	Utah State	.64	(W)
D 10	51	at Tennessee	.54	(L)
D 14	102	Houston	.92	(W)
D 21	67	Missouri (at St. Louis)	.55	(W)
D 23	95	Howard	.61	(W)
D 30	64	Iowa State (at Rosemont, IL)	.62	(W)
J 2	76	Minnesota	.57	(W)
J 4	59	Iowa	.60	(L)
J 8	59	at Michigan	.61	(L)
J 12	51	at Michigan State	.58	(L)
J 16	73	Wisconsin	.54	(W)
J 18	72	Northwestern	.46	(W)
J 23	67	at Ohio State	.65	(W)
J 25	69	at Indiana	.71	(L)
F 2	80	Purdue	.68	(W)
F 6	80	Michigan State	.84	(L)
F 8	83	Michigan (OT)	.79	(W)
F 13	75	at Northwestern	.52	(W)
F 15	82	at Wisconsin	.74	(W)
F 20	60	Indiana	.61	(L)
F 22	66	Ohio State	.62	(W)
F 27	81	at Purdue	.72	(W)
M 1	59	at Georgia Tech	.57	(W)
M 6	53	at Iowa	.57	(L)
M 8	73	at Minnesota	.64	(W)

NCAA Southeast Regional

M 14	75	Fairfield (at Charlotte, NC)	.51	(W)
M 16	56	Alabama (at Charlotte, NC)	.58	(L)

Big Ten: 4th place (t)

Name	G	FGA	FTA	Reb.	A	B	S	Pts.	Avg.
Norman	32	216-337	93-116	226	32	25	24	525	16.4
Weich	32	156-292	22-29	147	49	12	18	334	10.4
Winters	32	124-235	48-81	183	40	19	15	296	9.3
Douglas	32	118-248	47-60	88	199	10	88	283	8.8
Wysinger	28	115-218	39-47	41	106	2	39	269	9.6
Blackwell	32	94-169	18-27	63	53	0	37	206	6.4
Meents	32	77-148	24-30	89	46	22	17	178	5.6
Hamilton	24	36-67	16-26	41	4	6	4	88	3.7
Taylor	18	15-28	24-29	20	14	1	9	54	3.0
Kujawa	18	19-39	4-9	44	4	5	2	42	2.3
Altenberger	5	10-19	0-2	10	3	0	3	20	4.0
Blab	13	7-13	1-1	8	2	6	1	15	1.2
Woodward	4	1-7	7-8	1	1	0	2	9	2.3
Keller	12	1-5	5-7	1	1	0	1	7	0.6
Wells	1	0-0	2-3	0	0	1	0	2	2.0
Sterrett	2	1-3	0-0	1	0	0	0	2	1.0
Green	2	0-0	0-0	0	0	0	0	0	0.0

## 1986-87 (23-8, 13-5)

Coach: Lou Henson

Captains: Doug Altenberger, Ken Norman

Tony Wysinger

Lineup: f Norman, f Hamilton, c Kujawa, g Altenberger, g Wysinger, g Blackwell

N 28	67	N. Mexico St. (at Laie, HI)	.65	(W)
N 29	69	Duke (at Laie, HI)	.62	(W)
D 4	92	Chicago State	.78	(W)
D 6	99	at Pittsburgh	.97	(W)
D 8	85	Eastern Illinois	.51	(W)
D 12	92	Baylor	.68	(W)
D 13	81	Princeton	.55	(W)
D 20	77	at North Carolina	.90	(L)
D 23	92	Missouri (at St. Louis)	.74	(W)
D 27	82	at Loyola (Chicago)	.83	(L)
J 3	95	Michigan	.84	(W)
J 5	79	Michigan State	.72	(W)

J 8	68	at Wisconsin	.66	(W)
J 10	76	at Northwestern	.69	(W)
J 14	88	Iowa (OT)	.91	(L)
J 17	80	Minnesota	.58	(W)
J 22	86	at Purdue (OT)	.87	(L)
J 24	82	Arizona	.63	(W)
J 28	66	at Indiana	.69	(L)
J 31	69	Colorado	.65	(W)
F 2	82	at Ohio State	.65	(W)
F 5	72	Northwestern	.43	(W)
F 7	99	Wisconsin	.74	(W)
F 12	79	at Minnesota	.67	(W)
F 14	61	at Iowa	.66	(L)
F 23	75	Purdue (OT)	.76	(L)
F 25	93	Ohio State	.70	(W)
M 1	69	Indiana	.67	(W)
M 4	89	at Michigan	.75	(W)
M 7	77	at Michigan State	.64	(W)

NCAA Southeast Regional

M 12	67	Austin Peay (at Birmingham, AL)	.68	(L)
------	----	---------------------------------	-----	-----

Big Ten: 4th place (t)

Name	G	FGA	FTA	Reb.	A	B	S	Pts.	Avg.
Norman	31	256-443	128-176	303	68	48	37	641	20.7
Altenberger	30	139-288	55-76	138	91	6	41	409	13.6
Wysinger	30	128-260	54-63	56	192	2	40	338	11.3
Hamilton	31	149-258	36-66	121	28	31	24	334	10.8
Blackwell	31	120-231	61-70	106	64	4	31	307	9.9
Kujawa	31	53-128	35-44	109	22	14	14	141	4.5
Bardo	31	42-102	34-50	92	85	15	23	119	3.8
Gill	31	40-83	34-53	42	27	8	39	114	3.7
Smith	20	12-30	14-26	13	16	2	6	38	1.9
Kunz	23	13-27	10-18	30	3	11	4	36	1.6
Finke	6	1-2	2-4	5	1	0	1	4	0.7
Blab	8	2-5	0-1	5	0	2	0	4	0.5
Green	12	1-4	1-2	3	0	1	0	3	0.3
Kelly	2	0-1	0-0	0	0	0	0	0	0.0
Wells	4	0-2	0-0	1	0	0	0	0	0.0
Brickner	2	0-0	0-0	1	1	0	0	0	0.0

3 pointers(Norman 1-4, Altenberger 76-160, Wysinger 28-60, Blackwell 6-15, Bardo 1-3, Gill 0-1

\*\*\* First year of the three point line \*\*\*

## 1987-88 (23-10, 12-6)

Coach: Lou Henson

Captains: Glynn Blackwell, Jens Kujawa

Lineup: f Anderson, f Battle, c Kujawa, g Gill, g Bardo, g Blackwell

N 27	73	Baylor (at Maui, HI)	.50	(W)
N 28	76	Villanova (at Maui, HI)	.78	(L)
N 29	81	Kansas (at Maui, HI)	.75	(W)
D 2	86	Chicago State	.57	(W)
D 5	111	Mississippi Valley State	.73	(W)
D 8	100	Austin Peay	.62	(W)
D 11	109	Illinois-Chicago	.53	(W)
D 12	107	Auburn (OT)	.103	(W)
D 19	74	North Carolina	.85	(L)
D 22	75	Missouri (at St. Louis)	.63	(W)
D 30	86	Colorado (at Denver)	.68	(W)
J 4	68	Purdue	.81	(L)
J 7	65	at Minnesota (OT)	.61	(W)
J 9	77	Michigan State	.62	(W)
J 16	80	at Wisconsin	.65	(W)
J 17	103	Tennessee	.79	(W)
J 21	79	at Iowa	.93	(L)
J 23	79	Northwestern	.48	(W)
J 28	64	at Michigan	.76	(L)
J 30	70	at Arizona	.78	(L)
F 4	60	at Ohio State	.64	(L)
F 6	74	Indiana	.75	(L)
F 11	86	Minnesota	.50	(W)
F 13	83	at Michigan State	.65	(W)
F 17	118	Ohio State	.86	(W)
F 21	85	Wisconsin	.65	(W)
F 25	79	at Purdue	.93	(L)
F 29	75	at Indiana	.65	(W)
M 6	94	Iowa	.81	(W)
M 9	85	Michigan	.74	(W)

M 12	79	at Northwestern	.74	(W)
------	----	-----------------	-----	-----

NCAA Southeast Regional

M 18	81	Texas-San Antonio (at Cincinnati)	.72	(W)
M 20	63	Villanova (at Cincinnati)	.66	(L)

Big Ten: 3rd place (t)

Name	G	FGA	FTA	Reb.	A	B	S	Pts.	Avg.
Anderson	33	223-390	77-120	217	53	28	37	525	15.9
Battle	33	197-341	122-179	183	55	10	72	516	15.6
Blackwell	33	153-319	83-111	111	78	1	40	399	12.1
Gill	33	128-272	67-89	73	138	3	65	344	10.4
Hamilton	33	141-271	48-77	127	9	19	14	331	10.0
Bardo	33	80-178	53-87	138	125	7	41	216	6.5
Kujawa	33	69-154	38-58	171	34	29	17	176	5.3
Smith	31	45-95	41-57	37	80	1	19	133	4.3
Kunz	26	16-40	9-17	41	2	13	3	41	1.6
Small	24	10-29	6-14	36	4	2	1	26	1.1
Trice	3	1-1	4-8	0	0	0	0	6	2.0
Shapland	6	2-6	0-1	9	1	0	0	4	0.7
Scheueman	6	2-2	0-0	0	0	0	0	4	0.7
Kennedy	3	0-1	2-2	3	1	0	1	2	0.7
Brickner	5	0-1	1-2	1	0	0	0	1	0.2
Smith	2	0-0	1-2	1	0	0	0	1	0.5
Manzke	6	0-3	0-3	2	2	0	0	0	0.0
Starnes	2	0-3	0-0	0	0	0	0	0	0.0
MacDonald	2	0-2	0-0	1	0	0	0	0	0.0

3 pointers(Anderson 2-6, Battle 0-1, Blackwell 10-44, Gill 21-69, Hamilton 1-2, Bardo 3-8, Smith 2-7, Small 0-2, Starnes 0-1)

## 1988-89 (31-5, 14-4)

Coach: Lou Henson

Captains: Kenny Battle, Lowell Hamilton

Lineup: f Anderson, f Battle, f Liberty, c Hamilton, g Gill, g Bardo

N 26	85	Illinois-Chicago	.59	(W)
N 29	86	Merro State	.55	(W)
D 3	91	Mississippi	.79	(W)
D 6	97	Florida	.67	(W)
D 9	112	Duquesne	.81	(W)
D 10	107	Arkansas-Little Rock	.88	(W)
D 17	105	Tennessee Tech	.77	(W)
D 19	87	Missouri (at St. Louis)	.84	(W)
D 22	127	at Louisiana State	.100	(W)
D 28	85	Tulsa (at Honolulu)	.58	(W)
D 29	80	Georgia Tech (at Honolulu)	.75	(W)
D 30	96	at Hawaii	.87	(W)
J 7	71	Michigan State	.54	(W)
J 12	103	Wisconsin	.80	(W)
J 14	96	Michigan	.84	(W)
J 19	75	at Northwestern	.70	(W)
J 22	103	Georgia Tech (ZOT)	.92	(W)
J 26	62	at Minnesota	.69	(L)
J 28	75	Indiana	.65	(W)
F 2	72	at Purdue	.76	(L)
F 5	82	at Iowa	.86	(L)
F 9	62	Ohio State	.60	(W)
F 11	86	Northwestern	.69	(W)
F 16	75	at Michigan State	.56	(W)
F 18	52	at Wisconsin	.72	(L)
F 20	102	Purdue	.75	(W)
F 26	94	at Ohio State	.71	(W)
M 2	63	Minnesota	.58	(W)
M 5	70	at Indiana	.67	(W)
M 8	118	Iowa	.94	(W)
M 11	89	at Michigan	.73	(W)

NCAA Midwest Regional

M 16	77	McNeese St. (at Indianapolis)	.71	(W)
M 18	72	Ball State (at Indianapolis)	.60	(W)
M 24	83	Louisville (at Minneapolis)	.69	(W)
M 26	89	Syracuse (at Minneapolis)	.86	(W)

NCAA Final Four

A 1	81	Michigan (at Seattle)	.83	(L)
-----	----	-----------------------	-----	-----

Big Ten: 2nd place

Name	G	FGA	FTA	Reb.	A	B	S	Pts.	Avg.
Anderson	36	262-487	99-148	285	72	32	57	647	18.0
Battle	36	218-361	151-200	174	64	13	89	596	16.6
Hamilton	36	219-424	50-89	204	24	31	21	488	13.6

# Year-by-Year Results

Gill	24	143-264	46-58	70	91	6	51	307-15.4
Liberty	36	120-252	57-73	141	42	10	38	303-8.4
Bardo	36	94-212	76-96	144	148	8	24	292-8.1
Smith, Larry	9	66-128	40-58	73	157	5	28	175-4.9
Bowman	29	28-77	9-23	28	26	1	7	87-3.0
Small	36	26-67	27-42	76	5	0	10	77-2.1
Kaufmann	12	16-44	14-20	20	8	1	5	51-4.3
MacDonald	23	7-12	1-1	10	1	0	1	15-0.7
O'Connell	4	1-2	2-3	3	0	0	0	4-1.0
Manzke	18	0-3	1-3	2	0	0	0	1-0.1
Schnaderbeck	2	0-0	1-2	0	0	0	0	1-0.5
Cottingham	2	0-0	0-0	0	0	0	0	0-0.0
Shapland	17	0-5	0-1	6	0	0	0	0-0.0
Sloan	2	0-1	0-0	2	0	0	0	0-0.0
Smith, Travis	3	0-1	0-0	0	0	0	0	0-0.0
Steinberg	7	0-0	0-0	2	1	0	0	0-0.0

3 pointers(Anderson 24-66, Battle 9-17, Hamilton 0-1, Gill 38-83, Liberty 6-12, Bardo 29-59, Smith, Larry 3-8, Bowman 22-57, Kaufmann 5-17)

## 1989-90 (21-8, 11-7)

Coach: Lou Henson

Captains: Kendall Gill, Stephen Bardo

Lineup: f Liberty, f Kaufmann, c Small and Jones, g Gill, g Bardo, g Bowman

N 28	83	at Mississippi	.72	(W)
D 2	82	Chicago State	.62	(W)
D 5	74	at Florida	.69	(W)
D 8	93	Indiana State	.59	(W)
D 9	96	Metro State	.62	(W)
D 16	78	Temple	.61	(W)
D 20	101	Missouri (at St. Louis)	.93	(W)
D 23	71	Wisconsin-Green Bay	.47	(W)
D 29	97	Grambling (at Chicago)	.73	(W)
D 30	83	Memphis St. (at Chicago)	.71	(W)
J 4	73	Wisconsin	.59	(W)
J 6	74	at Minnesota	.91	(L)
J 13	85	at Northwestern	.78	(W)
J 15	70	Michigan	.74	(L)
J 18	73	Michigan State	.64	(W)
J 20	68	at Purdue	.81	(L)
J 25	66	at Wisconsin	.63	(W)
J 27	92	Ohio State	.81	(W)
J 29	67	at Iowa	.69	(L)
F 4	70	Indiana	.65	(W)
F 8	99	Minnesota	.72	(W)
F 11	79	at Michigan	.93	(L)
F 14	88	Northwestern	.74	(W)
F 17	63	at Michigan State	.70	(L)
F 21	90	Purdue	.78	(W)
F 26	80	at Ohio State	.86	(L)
M 4	118	Iowa	.85	(W)
M 11	69	at Indiana	.63	(W)
NCAA Midwest Regional				
M 15	86	Dayton (at Austin, TX)	.88	(L)

Big Ten: 4th place (t)

Name	G	FGA	FTA	Reb.	A	B	S	Pts.	Avg.
Gill	29	211-422	136-175	143	96	16	63	581	20.0
Liberty	29	203-400	103-135	206	39	26	32	517	17.8
Kaufmann	29	91-204	81-101	93	54	5	27	285	9.8
Bardo	29	99-225	55-78	178	137	14	37	281	9.7
Jones	29	88-178	40-57	126	9	18	17	216	7.4
Small	28	75-132	49-71	151	12	5	23	200	7.1
Bowman	29	39-110	21-29	35	73	2	16	122	4.2
Kpedi	19	17-34	20-28	54	2	11	4	54	2.8
Taylor	24	12-31	13-20	25	24	5	10	37	1.5
Gibson	20	11-30	8-8	8	1	0	2	34	1.7
Geers	20	11-29	11-21	19	9	1	5	33	1.7
Kennedy	2	1-3	2-2	2	1	0	0	4	2.0
Smith	1	1-1	0-0	0	0	0	0	2	2.0
Radis	1	1-2	0-0	0	0	0	0	2	2.0
Armstrong	1	0-0	0-0	0	0	0	0	0	0.0
Spitz	1	0-1	0-0	1	0	0	0	0	0.0
Schnaderbeck	1	0-0	0-0	1	0	1	0	0	0.0
O'Connell	2	0-0	0-0	0	0	0	0	0	0.0
Tuttle	1	0-0	0-0	0	0	0	0	0	0.0
Schmitz	2	0-0	0-0	0	0	0	0	0	0.0
Fischer	1	0-0	0-0	0	0	0	0	0	0.0
Maher	1	0-0	0-0	0	0	0	0	0	0.0
Bils	1	0-0	0-0	0	0	0	0	0	0.0

Russell 1 0-1 0-0 0 0 0 0 0-0.0

3 pointers(Gill 23-66, Liberty 8-21, Kaufmann 22-49, Bardo 28-64, Small 1-1, Bowman 23-63, Taylor 0-3, Gibson 4-18, Geers 0-2)

## 1990-91 (21-10, 11-7)

Coach: Lou Henson

Captains: Andy Kpedi, Larry Smith

Lineup: f Thomas, f Kaufmann, c Kpedi,

g Smith, g Clemons

N 23	103	at American-Puerto Rico	.84	(W)
N 24	73	Nebraska (at San Juan)	.100	(L)
N 25	80	Old Dominion (at San Juan)	.62	(W)
N 29	60	Illinois-Chicago	.71	(L)
D 1	106	Eastern Illinois	.87	(W)
D 3	120	Wisconsin-Milwaukee (2OT)	.116	(W)
D 5	68	at Penn State	.78	(L)
D 7	112	Oregon State	.78	(W)
D 8	85	Georgia Southern	.67	(W)
D 15	83	Arkansas-Little Rock	.72	(W)
D 19	84	Missouri (at St. Louis)	.81	(W)
D 22	102	Louisiana State	.96	(W)
D 29	84	at Memphis State	.75	(W)
J 2	74	at Indiana	.109	(L)
J 5	63	Purdue	.61	(W)
J 10	67	Minnesota	.66	(W)
J 17	68	Michigan State	.71	(L)
J 19	55	at Ohio State	.89	(L)
J 26	72	at Michigan	.67	(W)
J 28	53	Iowa	.50	(W)
F 2	70	Wisconsin	.62	(W)
F 4	73	Northwestern	.59	(W)
F 6	59	at Purdue	.56	(W)
F 10	94	at Minnesota	.74	(W)
F 16	58	at Michigan State	.62	(L)
F 20	64	Ohio State	.73	(L)
F 23	79	at Iowa	.74	(W)
F 28	68	Michigan	.65	(W)
M 2	91	at Northwestern	.81	(W)
M 6	77	at Wisconsin	.85	(L)
M 10	58	Indiana	.70	(L)

Big Ten: 3rd place (t)

Name	G	FGA	FTA	Reb.	A	B	S	Pts.	Avg.
Kaufmann	31	225-482	169-203	154	67	0	18	660	21.3
Thomas	30	172-298	108-168	203	18	54	10	452	15.1
Smith	29	140-304	90-129	168	144	8	42	394	13.6
Clemons	31	90-202	76-121	99	96	7	43	264	8.5
Kpedi	31	83-166	35-71	197	15	27	13	201	6.5
Wheeler	13	18-38	19-24	28	20	2	11	59	4.5
Pierce	31	50-100	25-47	96	18	7	11	135	4.4
Michael	31	49-115	15-32	84	31	10	17	131	4.2
Taylor	27	22-53	13-28	54	28	4	27	58	2.1
Geers	22	100-229	16-19	18	8	4	5	41	1.9
Schnaderbeck	2	1-1	0-0	1	0	0	0	2	1.0
Radis	2	0-2	2-2	0	0	0	0	2	1.0
Bils	2	1-1	0-0	0	0	0	0	2	1.0
Davis	1	0-0	1-2	0	0	0	0	0	1.0
Kennedy	11	0-4	1-2	2	1	0	0	1	1.0
Turtle	1	0-0	0-0	0	0	0	0	0	0.0
Spitz	11	0-5	0-2	4	0	0	1	0	0.0
Maher	1	0-0	0-0	0	0	0	0	0	0.0
Fischer	1	0-0	0-0	0	0	0	0	0	0.0
Cross	1	0-0	0-0	1	0	0	0	0	0.0

3 pointers(Kaufmann 41-104, Smith 24-63, Clemons 8-18, Wheeler 4-13, Pierce 0-1, Michael 18-44, Taylor 1-6, Geers 5-16)

## 1991-92 (13-15, 7-11)

Coach: Lou Henson

Captains: Tom Michael, Deon Thomas

Lineup: f Michael, f Pierce and Bennett, c Thomas, g Wheeler, g Clemons

N 25	60	Penn State	.65	(L)
N 30	95	Northeast Louisiana	.70	(W)
D 3	78	Tennessee State	.56	(W)
D 6	69	Hawaii	.64	(W)

D 7	76	Washington	.55	(W)
D 10	56	at Temple	.92	(L)
D 21	84	Maryland-Baltimore	.71	(W)
D 23	44	Missouri (at St. Louis)	.61	(L)
D 30	94	at Illinois-Chicago (OT)	.87	(W)
J 4	66	Connecticut	.70	(L)
J 8	74	Purdue (OT)	.72	(W)
J 11	75	at Michigan State	.77	(L)
J 15	69	at Iowa	.74	(L)
J 18	61	Michigan	.68	(L)
J 22	74	Wisconsin	.67	(W)
J 25	53	at Minnesota	.54	(L)
J 30	72	Ohio State	.74	(L)
F 1	43	at Northwestern	.46	(L)
F 4	65	Indiana	.76	(L)
F 11	76	at Purdue (OT)	.71	(W)
F 15	74	Minnesota	.58	(W)
F 20	78	at Wisconsin	.92	(L)
F 23	77	Iowa (OT)	.72	(W)
F 26	92	Northwestern	.65	(W)
M 1	70	at Indiana	.76	(L)
M 7	80	Michigan State	.71	(W)
M 11	70	at Ohio State	.82	(L)
M 14	59	at Michigan	.68	(L)

Big Ten: 8th place

Name	G	FGA	FTA	Reb.	A	B	S	Pts.	Avg.
Thomas	28	199-340	144-218	193	20	44	25	542	19.4
Michael	28	116-259	43-58	130	39	10	8	350	12.5
Clemons	28	104-237	93-126	106	137	7	42	312	11.1
Wheeler	27	84-197	81-96	111	72	3	18	278	10.3
Pierce	28	55-131	52-79	97	26	9	9	163	5.8
Bennett	28	57-121	17-48	105	14	12	12	133	4.8
Taylor	27	34-109	33-69	121	90	13	31	109	4.0
Davidson	26	17-51	8-21	32	9	1	4	43	1.7
Tuttle	22	3-18	20-28	15	10	5	7	26	1.2
Geers	6	1-9	3-4	4	0	1	1	6	1.0
Williams	6	2-2	0-0	2	0	0	0	4	0.7
Roth	16	3-8	3-4	9	1	2	0	9	0.6
Clarida	13	1-1	3-7	3	2	0	0	6	0.5
Duis	15	1-6	0-0	1	1	1	0	3	0.2
Drynan	1	0-0	0-0	0	0	0	0	0	0.0
Versendaal	1	0-0	0-0	0	0	0	0	0	0.0
Sloan	3	0-0	0-0	0	0	0	0	0	0.0
Ostendorf	1	0-0	0-0	0	0	0	0	0	0.0
McAleenan	1	0-0	0-0	0	0	0	0	0	0.0
Maher	2	0-0	0-0	1	1	0	0	0	0.0
Fischer	1	0-0	0-0	0	0	0	0	0	0.0
Cross	1	0-0	0-0	0	0	0	0	0	0.0
Schnaderbeck	6	0-1	0-0	0	0	0	0	0	0.0

3 pointers(Michael 75-152, Clemons 11-32, Wheeler 29-71, Pierce 1-5, Bennett 2-2, Taylor 8-31, Davidson 1-7, Tuttle 0-6, Geers 1-3, Clarida 1-1, Duis 1-4)

## 1992-93 (19-13, 11-7)

Coach: Lou Henson

Captains: Tom Michael, Deon Thomas

Lineup: f Kaufmann, f Bennett, c Thomas,

g Clemons, g Keene and Wheeler

N 25	86	Dayton (OT) (at Anchorage)	.78	(W)
N 27	93	Vanderbilt (at Anchorage)	.77	(W)
N 28	94	N. Mexico St. (at Anchorage)	.95	(L)
D 3	70	Illinois-Chicago	.68	(W)
D 5	88	Chicago State	.61	(W)
D 11	85	Jackson State	.81	(W)
D 12	58	Princeton	.50	(W)
D 20	77	Mercer	.58	(W)
D 23	65	Missouri (at St. Louis)	.66	(L)
D 26	72	at Texas	.89	(L)
D 29	58	Marquette	.61	(L)
J 7	81	at Northwestern	.	

# Year-by-Year Results

F 10	83	Michigan State	.80	(W)
F 13	79	Pittsburgh	.95	(L)
F 17	72	at Indiana	.93	(L)
F 20	74	at Penn State	.66	(W)
F 25	78	Purdue (2OT)	.70	(W)
F 28	66	at Wisconsin	.74	(L)
M 3	65	at Minnesota	.67	(L)
M 6	85	Ohio State	.73	(W)
M 10	97	Michigan (OT)	.98	(L)
M 13	53	at Iowa	.63	(L)
NCAA West Regional				
M 18	75	Long Beach St. (at Salt Lake City)	.72	(W)
M 20	68	Vanderbilt (at Salt Lake City)	.85	(L)
Big Ten: 3rd place (t)				

Name	G	FGA	FTA	Reb.	A	B	S	Pts-Avg.
Thomas	32	225-371	137-212	256	37	42	17	587-18.3
Kaufmann	31	183-433	134-168	128	74	1	17	537-17.3
Clemons	29	102-221	71-113	91	121	4	4	287-9.9
Keene	32	92-226	25-34	71	73	4	25	266-8.3
Wheeler	32	85-185	60-69	110	75	2	22	257-8.0
Bennett	32	98-180	47-87	216	16	21	17	243-7.6
Michael	30	41-97	16-23	67	19	7	3	124-4.1
Harris	26	16-35	8-11	16	17	0	9	42-1.6
Davidson	30	17-39	10-17	65	9	2	7	45-1.5
Taylor	31	12-34	9-16	36	54	8	20	35-1.1
Roth	14	2-3	0-0	4	0	1	0	4-0.3
Cross	12	1-2	0-0	0	0	0	0	2-0.2
Vivian	1	0-0	0-0	0	0	0	0	0-0.0
Smith	1	0-0	0-0	0	0	0	0	0-0.0
Rice	9	0-2	0-0	1	1	0	0	0-0.0
Ostendorf	1	0-0	0-0	0	0	0	0	0-0.0
Miller	1	0-1	0-0	0	0	0	0	0-0.0
O'Rourke	2	0-0	0-0	1	0	0	0	0-0.0
Griswold	8	0-3	0-0	3	0	0	0	0-0.0

3 pointers(Kaufmann 37-106, Clemons 6-16, Keene 57-145, Wheeler 27-78, Bennett 0-1, Michael 26-65, Harris 2-9, Davidson 1-5, Taylor 2-6)

## 1993-94 (17-11, 10-8)

Coach: Lou Henson

Captains: Tom Michael, Deon Thomas,

T.J. Wheeler

Lineup: f Wheeler, f Clark, c Thomas, g Garris, g Keene

D 1	99	LaSalle	.73	(W)
D 4	101	Illinois-Chicago	.80	(W)
D 7	65	at Marquette	.74	(L)
D 10	110	Morehead State	.75	(W)
D 11	108	American	.84	(W)
D 18	121	Chicago State	.52	(W)
D 20	79	Jackson State	.63	(W)
D 22	107	Missouri (3OT) (at St. Louis)	.108	(L)
J 2	83	Texas	.78	(W)
J 8	74	at Michigan State	.79	(L)
J 12	81	Northwestern	.53	(W)
J 15	83	at Ohio State	.75	(W)
J 19	105	Iowa	.90	(W)
J 23	70	Michigan	.74	(L)
J 25	56	at Wisconsin	.66	(L)
J 30	88	Indiana	.81	(W)
F 2	83	at Penn State	.65	(W)
F 9	72	Michigan State	.64	(W)
F 12	68	at Northwestern	.79	(L)
F 15	80	Ohio State	.68	(W)
F 19	69	at Iowa	.83	(L)
F 22	70	at Michigan	.79	(L)
F 27	76	Wisconsin	.65	(W)
M 1	77	at Indiana	.82	(L)
M 5	84	Penn State	.59	(W)
M 9	90	Minnesota	.75	(W)
M 13	77	at Purdue	.87	(L)

NCAA Midwest Regional

M 18 77 Georgetown (at Oklahoma City, OK) .84 (L)

Big Ten: 4th place (t)

Name	G	FGA	FTA	Reb.	A	B	S	Pts-Avg.
Gandy	19	24-43	12-25	36	5	8	3	64-3.4
Garris	28	133-307	151-188	98	107	1	33	446-15.9
Keene	28	81-213	14-22	97	113	4	30	224-8.0
Bennett	28	49-96	43-65	103	10	6	16	141-5.0
Clark	26	97-192	54-86	166	33	6	15	248-9.5
Hester	28	87-214	32-44	111	43	6	19	227-8.1
Roth	16	10-18	5-10	25	2	4	3	25-1.6
Thomas, Deon	28	207-327	133-192	194	43	37	23	548-19.6
Wheeler	26	99-213	61-75	119	97	3	22	289-11.1
Michael	26	41-98	11-14	45	21	4	4	123-4.7
Fierz	2	1-2	0-0	1	0	0	0	2-1.0
Cross	15	3-8	5-8	3	5	0	2	13-0.9
Phillips	9	1-2	1-3	4	4	0	1	3-0.3
McAleenan	1	0-0	0-0	1	0	0	0	0-0.0
Thiede	1	0-2	0-0	1	0	0	0	0-0.0
Schulz	1	0-0	0-0	0	0	0	0	0-0.0
Shannon	2	0-1	0-0	0	0	0	0	0-0.0
Steele	2	0-2	0-0	0	0	0	0	0-0.0
Thomas, Der.	2	0-1	0-0	1	0	0	0	0-0.0

3-pointers(Gandy 1-1, Garris 29-87, Thomas, Deon 1-2, Wheeler 30-88, Hester 21-65, Keene 48-113, Michael 30-71, Fierz 0-1, Cross 2-5, Thiede 0-1, Shannon 0-1, Thomas Derrick 0-1)

## 1994-95 (19-12, 10-8)

Coach: Lou Henson

Captains: Robert Bennett & Shelly Clark

Lineup: f Hester, f Bennett, c Clark, g Garris, g Keene

N 25	89	at American-Puerto Rico	.77	(W)
N 26	65	Charleston (at San Juan)	.57	(W)
N 27	85	Virginia Tech (at San Juan)	.75	(W)
D 3	65	Duke (at Chicago)	.70	(L)
D 5	76	at Kansas State	.69	(W)
D 9	71	Northwestern Illinois	.53	(W)
D 10	59	Princeton	.37	(W)
D 17	75	Illinois-Chicago	.60	(W)
D 19	90	Mercer	.66	(W)
D 22	58	Missouri (at St. Louis)	.76	(L)
D 27	56	at Connecticut	.71	(L)
D 29	86	Memphis	.76	(W)
J 4	79	Ohio State	.70	(W)
J 7	82	at Northwestern	.55	(W)
J 10	62	at Purdue	.58	(W)
J 14	78	Indiana	.67	(W)
J 17	59	Michigan	.69	(L)
J 21	66	at Minnesota	.77	(L)
J 28	67	Michigan State	.75	(L)
F 1	79	at Iowa	.74	(W)
F 4	60	at Wisconsin	.73	(L)
F 8	67	Penn State	.58	(W)
F 11	104	Iowa (OT)	.97	(W)
F 15	58	at Michigan State	.68	(L)
F 22	94	Minnesota (OT)	.88	(W)
F 26	51	at Michigan	.83	(L)
M 2	85	at Indiana	.89	(L)
M 4	56	Purdue	.69	(L)
M 8	99	Northwestern	.57	(W)
M 11	82	at Ohio State	.63	(W)

NCAA East Regional

M 17 62 Tulsa (at Albany, NY) .68 (L)

Big Ten: 5th place (t)

Name	G	FGA	FTA	Reb.	A	B	S	Pts-Avg.
Bennett	31	98-178	66-109	191	15	13	22	262-8.5
Clark	28	131-262	67-108	233	43	11	28	494-15.9
Gandy	23	32-58	6-8	51	1	3	2	72-3.1
Garris	31	150-342	148-178	88	117	0	36	494-15.9
Gee	31	73-160	39-61	106	7	7	12	185-6.0
Heldman	21	3-10	4-14	12	4	0	3	18-0.9
Hester	30	119-260	47-88	145	57	10	23	323-10.8
Johnson	24	17-31	15-21	23	10	3	7	50-2.1
Keene	31	123-324	29-44	119	111	4	30	338-10.9
Notree	31	36-101	8-27	66	14	2	7	82-2.6
Robisch	18	10-17	2-8	12	0	0	1	23-1.3
Turner	27	26-78	7-17	20	18	0	2	73-2.8
Roth	15	4-14	1-3	15	0	0	0	9-0.6
Thomas	14	1-6	5-8	4	0	0	1	7-0.5

Steele	1	0-0	0-0	0	0	0	0	0-0.0
Larson	1	0-0	0-0	0	0	0	0	0-0.0
Schulz	1	0-0	0-0	0	0	0	0	0-0.0
Edgerton	1	0-1	0-0	1	0	0	0	0-0.0
Rodgers	1	0-0	0-0	0	0	0	0	0-0.0

3-pointers(Gandy 2-6, Garris 46-119, Heldman 0-2, Johnson 1-5, Notree 2-12, Turner 14-38, Hester 38-94, Keene, 63-173, Robisch 1-5, Bennett 0-2, Thomas 0-1, Edgerton 0-1)

## 1995-96 (18-13, 7-11)

Coach: Lou Henson

Captains: Richard Keene, Kiwane Garris,

Jerry Hester

Lineup: f Hester, f Notree & Gandy, c Gee, g Garris, g Keene

N 25	83	Texas-San Antonio	.80	(W)
N 28	89	Eastern Illinois	.57	(W)
D 2	75	at Duke	.65	(W)
D 4	82	Kansas State	.56	(W)
D 8	89	Southeast Missouri State	.70	(W)
D 9	97	Ball State	.53	(W)
D 16	81	Illinois-Chicago	.73	(W)
D 20	96	Missouri (at St. Louis) (OT)	.85	(W)
D 23	83	California (at Chicago)	.69	(W)
D 27	64	Syracuse (at Honolulu)	.75	(L)
D 29	82	at Hawaii (OT)	.81	(W)
D 30	85	N. Carolina St. (at Honolulu)	.76	(W)
J 3	64	at Minnesota	.69	(L)
J 6	58	Michigan State	.68	(L)
J 9	68	at Michigan	.83	(L)
J 13	71	Indiana	.85	(L)
J 18	79	at Iowa	.82	(L)
J 20	71	at Purdue	.67	(W)
J 24	77	Ohio State	.46	(W)
J 27	74	at Northwestern	.62	(W)
F 3	56	Wisconsin	.57	(L)
F 8	58	at Penn State	.61	(L)
F 14	93	Northwestern	.62	(W)
F 17	76	at Ohio State	.67	(W)
F 20	71	Purdue	.74	(L)
F 24	91	Iowa	.86	(W)
F 28	64	at Indiana	.76	(L)
M 3	73	Michigan	.62	(W)
M 6	67	at Michigan State	.77	(L)
M 9	66	Minnesota	.67	(L)

National Invitation Tournament

M 13 69 Alabama .72 (L)

Big Ten: 9th place

Name	G	FGA	FTA	Reb.	A	B	S	Pts-Avg.
Gandy	31	76-162	33-49	126	14	16	14	189-6.1
Garris	25	118-316	112-130	86	98	0	42	386-15.4
Gee	31	115-226	35-76	190	16	33	17	265-8.5
Heldman	31	53-127	39-44	29	43	1	11	175-5.6
Johnson	20	13-26	3-4	23	17	1	3	29-1.5
Notree	31	122-237	66-118	190	30	5	32	327-10.5
Turner	31	65-180	15-33	49	54	3	17	170-5.5
Caldwell	14	3-6	7-10	9	1	1	1	13-0.9
Keene	31	107-288	34-42	116	162	8	40	317-10.2
Hester	28	112-246	46-65	111	35	9	16	308-11.0
Blackwell	30	39-106	24-45	86	23	6	9	118-3.9
Robisch	14	17-33	3-5	22	6	1	2	40-2.9
Hill	2	1-1	2-2	1	0	0	0	4-2.0
Steele	3	1-1	0-0	1	0	0	0	3-1.0
Brunson	1	1-1	0-0	0	0	0	0	2-2.0
Lindenmeyer	8	1-5	0-0	4	0	0	1	2-0.3
Barich	2	0-1	2-2	0	0	0	0	2-1.0
Christian	9	0-3	2-4	4	0	0	0	2-0.2
Wilson	2	0-1	0-0	1	1	0	2	0-0.0
Begley	1	0-0	0-0	0	0	0	0	0-0.0
Leone	0	0-0	0-0	0	0	0	0	0-0.0
Schulz	3	0-1	0-0	1	0	0	0	0-0.0
Lambert	1	0-0	0-0	0	0	0	0	0-0.0
Cisowski	1	0-0	0-0	2	0	0	0	0-0.0

3-pointers(Gandy 4-14, Garris 38-117, Heldman 30-78, Johnson 0-2, Notree 17-47, Turner 25-89, Keene 69-186)



# Year-by-Year Results

## Head Coach Lon Kruger (3 years, 59-38, .608)



Lon Kruger was named the 14th men's basketball coach at the University of Illinois on March 21, 1996, succeeding Lou Henson, who retired after 21 seasons at Illinois. Kruger came to Champaign-Urbana after six seasons at Florida, where he led the Gators to their first Final Four in 1994. His previous head coaching experience includes a four year stint at his alma mater Kansas State (1987-90) and at Pan American (1983-

86). In 1998, Kruger led the Illini to a share of the Big Ten championship, the school's first since 1984. He guided Illinois to consecutive NCAA Tournament appearances in 1997 and 1998.

### 1996-97 (22-10, 11-7)

Coach: Lon Kruger

Captains: Kiwane Garris, Chris Gandy, Herb Caldwell

Lineup: f Gee, f Gandy, g Garris, g Heldman, g Turner

N 22	68	at Illinois-Chicago	.63	(W)
N 25	92	Delaware State	.51	(W)
N 29	73	Texas Christian (at Hilo, HI)	.67	(W)
N 30	60	Louisville (at Hilo, HI)	.70	(L)
D 1	92	Virginia Tech (at Hilo, HI)	.68	(W)
D 3	88	at California (2OT)	.89	(L)
D 6	84	Columbia	.59	(W)
D 7	86	Tennessee State	.73	(W)
D 11	94	Chicago State	.57	(W)
D 14	91	Coppin State	.55	(W)
D 21	79	UCLA (at Chicago)	.63	(W)
D 28	85	Missouri (at St. Louis)	.69	(W)
J 2	69	Purdue	.75	(L)
J 4	72	at Ohio State	.64	(W)
J 9	74	at Michigan	.88	(L)
J 11	85	Penn State	.70	(W)
J 14	96	Minnesota	.90	(W)
J 22	66	at Michigan State	.63	(W)
J 25	56	Wisconsin	.73	(L)
J 29	65	at Iowa	.82	(L)
F 2	78	at Indiana	.74	(W)
F 5	70	Northwestern	.58	(W)
F 9	66	Iowa	.51	(W)
F 12	45	at Wisconsin	.62	(L)
F 15	79	Michigan State	.68	(W)
F 22	66	at Minnesota	.67	(L)
F 25	87	at Penn State	.65	(W)
M 2	70	Michigan	.51	(W)
M 5	90	Ohio State	.83	(W)
M 8	69	at Purdue	.77	(L)

### NCAA Southeast Regional

M 14	90	Southern Cal (at Charlotte, NC)	.77	(W)
M 16	63	Tenn.-Chattanooga (at Charlotte, NC)	.75	(L)

Big Ten: 4th place (t)

Name	G	FGA	FT	Reb.	A	B	S	Pts.
			FTA					Avg.
Abdullah	26	10-39	8-15	6	25	0	16	33-1.3
Chukwudebe	30	32-72	12-22	65	4	12	11	76-2.5
Gandy	30	119-240	68-93	174	16	19	27	318-10.6
Garris	30	161-402	181-218	108	163	2	52	576-19.2
Gee	30	83-154	22-38	117	21	10	13	188-6.3
Heldman	30	99-219	45-58	104	60	1	41	304-10.1
Johnson	30	55-104	49-70	119	61	13	20	160-5.3



### 1998 Big Ten Champions

Norree	30	90-216	58-78	112	41	1	21	248-8.3
Turner	30	113-276	16-20	68	63	1	31	301-10.0
Boline	13	0-3	1-6	6	9	0	3	1-0.1
Caldwell	15	2-5	5-8	9	1	0	0	9-0.6
Freeman	16	4-13	0-3	7	5	5	4	8-0.5

3-pointers(Abdullah 5-19, Gandy 12-30, Garris 73-185, Heldman 61-149, Johnson 1-8, Norree 10-33, Turner 59-147, Boline 0-3, Freeman 0-5)

### 1997-98 (23-10, 13-3)

Coach: Lon Kruger

Captains: Jerry Hester, Brian Johnson, Matt Heldman

Lineup: f Gee, f Johnson, f Hester, g Heldman, g Turner

N17	69	Bradley	.59	(W)
N21	82	Georgia Southern	.53	(W)
N24	71	Illinois-Chicago	.70	(W)
N27	70	Wichita State (at Bayamon)	.57	(W)
N28	57	#19 Louisville (at Bayamon)	.58	(L)
N29	66	St. John's (at Bayamon)	.83	(L)
D 2	88	Texas-Pan American	.60	(W)
D6	51	at Saint Louis (TWA Dome)	.57	(L)
D8	88	Maine	.69	(W)
D13	71	#17 Clemson (at Chicago)	.61	(W)
D20	105	Texas	.80	(W)
D23	69	Missouri (at St. Louis)	.75	(L)
D30	69	at #9 UCLA	.74	(L)
J 3	74	Indiana	.72	(W)
J8	76	at #11 Iowa	.64	(W)
J10	59	at Northwestern	.44	(W)
J13	58	#9 Purdue	.68	(L)
J17	64	at Michigan State	.68	(L)
J21	62	Wisconsin	.48	(W)
J25	64	#16 Michigan	.53	(W)
J28	66	at Ohio State	.62	(W)
J31	77	at Penn State	.71	(W)
F 4	68	Minnesota	.56	(W)
F 7	53	at Wisconsin (OT)	.47	(W)
F12	84	#13 Michigan State	.63	(W)
F14	72	at #8 Purdue	.75	(L)
F18	69	Northwestern	.57	(W)
F22	79	Iowa	.72	(W)
F24	82	at Indiana	.72	(W)

### Big Ten Tournament

M6	66	Wisconsin (at Chicago)	.61	(W)
M7	47	#9 Purdue	.68	(L)

### NCAA West Regional

M12	64	South Alabama	.51	(W)
M14	61	#20 Maryland	.67	(L)

Big Ten: 1st place (t)

Name	G	FGA	FT	Reb.	A	B	S	Pts.
			FTA					Avg.
Chukwudebe	33	25-68	16-23	110	1	19	13	66-2.0
Davis	28	31-85	3-9	22	10	0	6	89-3.2
Boline	28	0-6	8-16	10	16	0	3	8-0.3
Heldman	33	97-238	98-114	97	131	0	42	359-10.9

Hester	33	186-395	74-96	175	49	8	28	486-14.7
Freeman	19	3-5	1-4	5	0	0	1	7-0.4
Gee	33	115-220	49-77	175	23	29	32	279-8.5
Turner	33	215-512	76-106	105	91	2	44	584-17.1
Johnson	33	83-141	66-95	147	78	17	29	232-7.0
McClain	33	42-124	28-64	103	54	9	40	116-3.5
Storey	27	24-57	6-16	32	6	5	5	54-2.0
Beyers	21	4-17	6-12	18	3	1	0	14-0.7

3-pointers(Chukwudebe 0-1, Davis 24-71, Boline 0-1, Heldman 67-165, Hester 40-114, Freeman 0-1, Turner 78-212, McClain, 4-24, Storey 0-1)

### 1998-99 (14-18, 3-13)

Coach: Lon Kruger

Captains: Victor Chukwudebe

Lineup: f Johnson, f Krupalija, c Chukwudebe, g Bradford, g McClain

N10	73	Wake Forest (at New York, NY) (OT)	.75	(L)
N11	65	Georgetown (at New York, NY)	.50	(W)
N17	58	George Washington	.64	(L)
N20	70	Saint Louis	.65	(W)
N23	71	Tennessee-Martin	.35	(W)
N28	71	Texas-Pan American	.56	(W)
N30	53	Valparaiso	.49	(W)
D5	53	Bradley	.48	(W)
D12	70	Eastern Illinois	.67	(W)
D19	55	Kansas (Kansas City, MO)	.65	(L)
D22	62	Missouri (St. Louis, MO)	.67	(L)
D29	67	Clemson (Greenville, SC)	.50	(W)
J 3	53	at #19 Indiana	.62	(L)
J 7	62	at #19 Iowa	.84	(L)
J 9	46	Northwestern	.59	(L)
J13	54	at #13 Purdue	.63	(L)
J16	49	#14 Michigan State	.51	(L)
J20	53	at #15 Wisconsin	.75	(L)
J23	61	Penn State	.65	(L)
J28	61	at Michigan	.59	(W)
J30	61	#15 Ohio State	.64	(L)
F 3	63	at #18 Minnesota	.75	(L)
F 6	53	#11 Wisconsin	.51	(W)
F11	44	at #5 Michigan State	.61	(L)
F13	56	#21 Purdue	.63	(L)
F17	69	at Northwestern	.63	(W)
F21	72	#20 Iowa	.78	(L)
F24	64	#20 Indiana (OT)	.70	(L)

### Big Ten Tournament

M4	67	#23 Minnesota	.64	(W)
M5	82	#17 Indiana	.66	(W)
M6	79	#11 Ohio State	.77	(W)
M7	50	#2 Michigan State	.67	(L)



# Records vs. Opponents

Opponent	Games Won	Lost	Home	Away*
<b>A</b>				
Alabama	2	1	1	1-0 0-1
Alabama-Birmingham	1	0	1	0-0 0-1
Alaska-Anchorage	1	1	0	0-0 1-0
Ames	1	1	0	0-0 1-0
American	1	1	0	1-0 0-0
American-Puerto Rico	2	2	0	0-0 2-0
Arizona	5	3	2	2-0 1-2
Arizona State	3	2	1	1-0 1-1
Arkansas	1	1	0	1-0 0-0
Arkansas Athletic Club	1	1	0	1-0 0-0
Arkansas-Little Rock	2	2	0	2-0 0-0
Army	5	3	2	1-0 2-2
Auburn	1	1	0	1-0 0-0
Augustana	2	2	0	0-0 2-0
Austin Peay	2	1	1	1-0 0-1
<b>B</b>				
Ball State	2	2	0	1-0 1-0
Baylor	2	2	0	1-0 1-0
Beaumont YMCA	1	1	0	0-0 1-0
Berhune-Cookman	0	0	0	0-0 0-0
Birmingham Athletic Club	1	1	0	0-0 1-0
Bowling Green	3	3	0	1-0 2-0
<b>Bradley</b>	13	11	2	8-1 3-1
Brigham Young	5	3	2	2-0 1-2
Butler	37	29	8	25-4 4-4
<b>C</b>				
Cairo Athletic Club	1	1	0	0-0 1-0
California	9	4	5	1-0 3-5
Cal Poly (SLO)	1	1	0	1-0 0-0
Cal St.-Chico	1	1	0	1-0 0-0
Cal St.-Northridge	1	1	0	1-0 0-0
Carleton	2	2	0	2-0 0-0
Carroll	2	2	0	2-0 0-0
Centenary	1	1	0	1-0 0-0
Champaign High School	1	1	0	1-0 0-0
Chanute AFB	3	2	1	1-1 1-0
Chicago	68	39	29	22-12 17-17
Chicago State	6	6	0	6-0 0-0
Chicago YMCA	1	0	1	0-0 0-1
Cincinnati	2	1	1	0-0 1-1
Clemson	2	2	0	0-0 2-0
Cleveland State	1	1	0	1-0 0-0
Coe	2	1	1	1-1 0-0
College of Charleston	1	1	0	0-0 1-0
Colgate	3	3	0	2-0 1-0
Colorado	4	3	1	2-0 1-1
Columbia	4	4	0	3-0 1-0
Columbus YMCA	1	1	0	0-0 1-0
Coppin State	1	1	0	1-0 0-0
Connecticut	2	0	2	0-1 0-1
Connecticut State	1	1	0	1-0 0-0
Cornell	5	4	1	4-1 0-0
Creighton	6	5	0	4-0 2-0
<b>D</b>				
Dayton	6	4	2	0-1 4-1
Decatur YMCA	2	2	0	0-0 2-0
Delaware State	1	1	0	1-0 0-0
Denver	1	1	0	1-0 0-0
DePaul	17	11	6	6-3 5-3
DePauw	10	8	2	8-2 0-0
Detroit	8	7	1	6-0 1-1
Drake	5	4	1	3-0 1-1
Duke	3	2	1	0-0 2-1
Duquesne	3	2	1	1-0 1-1

Opponent	Games Won	Lost	Home	Away*
<b>E</b>				
Eastern Illinois	4	4	0	4-0 0-0
Eastern Kentucky	1	1	0	1-0 0-0
Evanston YMCA Reds	5	2	3	0-0 2-3
<b>F</b>				
Fairfield	1	1	0	0-0 1-0
Florida	4	4	0	1-0 3-0
Fort Worth YMCA	2	2	0	0-0 2-0
Furman	2	1	1	1-0 0-1
<b>G</b>				
Galveston YMCA	1	1	0	0-0 1-0
<b>George Washington</b>	1	0	1	0-1 0-0
Georgetown	3	2	1	0-0 2-1
Georgia	4	4	0	2-0 2-0
Georgia Southern	2	2	0	2-0 0-0
Georgia Tech	6	5	1	1-0 4-1
Camp Grant	1	0	1	0-0 0-1
Grambling	1	1	0	0-0 1-0
Great Lakes	10	6	4	3-2 3-2
<b>H</b>				
Harvard	2	2	0	2-0 0-0
Hawaii	4	4	0	1-0 3-0
Hawaii Armed Forces All-Stars	1	1	0	0-0 1-0
Hawaii-Loa	1	1	0	0-0 1-0
Houston	5	3	2	1-1 2-1
Howard	1	1	0	1-0 0-0
<b>I</b>				
Idaho State	1	1	0	0-0 1-0
Illinois-Chicago	10	9	1	7-1 2-0
Illinois State	5	5	0	4-0 1-0
Illinois Wesleyan	8	7	1	5-1 2-0
<b>Indiana</b>	141	66	75	40-30 26-45
Indiana State	1	1	0	1-0 0-0
Iona	1	1	0	0-0 1-0
<b>Iowa</b>	126	64	62	50-14 14-48
Iowa State	11	10	1	5-0 5-1
<b>J</b>				
Jacksonville (Fla.)	1	0	1	0-0 0-1
Jackson State	2	2	0	2-0 0-0
<b>K</b>				
<b>Kansas</b>	2	1	1	0-0 1-1
Kansas State	8	6	2	4-0 2-2
Kent State	3	3	0	2-0 1-0
Kentucky	12	4	8	2-1 2-5
Kentucky State	1	1	0	1-0 0-0
Knox	4	4	0	2-0 2-0
<b>L</b>				
LaSalle	1	1	0	1-0 0-0
Long Beach State	3	2	1	1-0 1-1
Louisiana State	2	2	0	1-0 1-0
Louisville	2	1	1	0-0 1-1
<b>Loyola (Chicago)</b>	12	9	3	6-0 3-3
Loyola (Los Angeles)	1	1	0	1-0 0-0
Loyola (New Orleans)	3	2	1	1-0 0-0
<b>M</b>				
Maine	1	1	0	1-0 0-0
Manhattan	3	3	0	0-0 3-0
Marquette	14	9	5	6-2 3-3
<b>Maryland</b>	1	1	1	0-0 1-1
Maryland-Baltimore	1	1	0	1-0 0-0
McNeese State	1	1	0	0-0 0-0
Melbourne (Australia)	2	2	0	2-0 0-0
Memphis YMCA	1	1	0	0-0 1-0
Memphis	3	3	0	1-0 2-0

# Records vs. Opponents

Opponent	Games	Won	Lost	Home	Away*
Mercer	2	2	0	2-0	0-0
Metro State	2	2	0	2-0	0-0
Mexico	2	2	0	2-0	0-0
Miami (Fla.)	1	1	0	0-0	1-0
Miami (Ohio)	4	4	0	3-0	1-0
Michigan	134	68	66	44-23	24-43
Michigan State	88	45	43	29-14	16-29
Millikin	15	14	1	8-1	6-0
Minnesota	153	94	60	60-16	34-44
Mississippi	2	2	0	2-0	0-0
Mississippi Valley State	1	1	0	1-0	0-0
Missouri	29	18	11	4-1	14-10
Missouri-St. Louis	1	1	0	1-0	0-0
Mobile YMCA	1	1	0	0-0	1-0
Monmouth College	1	1	0	1-0	0-0
Montgomery YMCA	1	0	1	0-0	0-1
Morehead State	1	1	0	1-0	0-0
Mount Vernon	1	1	0	0-0	1-0
Murray State	1	1	0	1-0	0-0
<b>N</b>					
Nebraska	8	6	2	4-1	2-1
Nevada-Las Vegas	1	1	0	0-0	1-0
New Mexico	1	1	0	1-0	0-0
New Mexico State	3	2	1	1-0	1-1
New York University	3	3	0	1-0	2-3
North Carolina	3	1	2	1-1	0-1
North Carolina-Charlotte	1	0	1	0-1	0-0
North Carolina State	3	3	0	0-0	3-0
Northeast Louisiana	1	1	0	1-0	0-0
Northeastern	1	1	0	0-0	1-0
Northeastern Illinois	1	1	0	1-0	0-0
Northwestern College	2	2	0	2-0	0-0
Northwestern	142	109	33	55-13	52-21
North Dakota	5	5	0	5-0	0-0
North Dakota State	2	2	0	2-0	0-0
Northern Michigan	2	2	0	2-0	0-0
Notre Dame	39	27	12	12-1	15-11
<b>O</b>					
Oberlin	1	1	0	1-0	0-0
Ohio	4	4	0	4-0	0-0
Ohio State	148	93	55	54-21	39-34
Oklahoma	18	13	5	8-1	5-4
Oklahoma A&M	3	2	1	0-1	2-0
Old Dominion	1	1	0	0-0	0-0
Oregon	2	2	0	0-0	2-0
Oregon State	3	3	0	2-0	1-0
College of the Ozarks	1	1	0	0-0	1-0
<b>P</b>					
College of Pacific	1	1	0	1-0	0-0
Peoria Tigers	1	1	0	0-0	1-0
Peoria YMCA	1	1	0	0-0	1-0
Penn State	13	8	5	4-2	4-3
Pennsylvania	4	4	0	2-0	2-0
Pittsburgh	6	4	2	2-2	2-0
Princeton	7	6	1	6-0	0-1
Providence	1	0	1	0-0	0
Purdue	154	73	81	49-28	26-52
<b>R</b>					
Rice	2	2	0	1-0	1-0
Riverside	1	1	0	1-0	0-0
Rose Poly	2	2	0	1-0	1-0
<b>S</b>					
Santa Clara	1	1	0	0-0	1-0
St. John's University	3	1	2	0-0	1-2
St. Joseph (Pa.)	1	0	1	0-0	0-1
St. Louis	16	11	5	8-2	3-3

Opponent	Games	Won	Lost	Home	Away*
St. Mary's (Calif.)	1	1	0	1-0	0-0
San Francisco	1	1	0	1-0	0-0
San Jose State	2	2	0	2-0	0-0
Seton Hall	0	0	0	0-0	0-0
Shelbyville Business College	1	1	0	0-0	1-0
South Carolina	3	2	1	1-0	1-1
South Carolina State	1	1	0	1-0	0-0
South Dakota	1	1	0	1-0	0-0
Southeast Missouri State	1	1	0	1-0	0-0
Southern California	7	1	6	1-1	0-5
Southern Illinois (Carbondale)	1	1	0	1-0	0-0
Southern Illinois (Edwardsville)	1	1	0	1-0	0-0
Stanford	6	4	2	3-0	1-2
Syracuse	3	2	1	0-0	2-1
<b>T</b>					
Temple	5	2	3	1-0	1-3
Temple YMCA	1	1	0	0-0	1-0
Tennessee	3	1	2	1-0	0-2
Tennessee-Martin	1	1	0	1-0	0-0
Tennessee State	2	2	0	2-0	0-0
Tennessee Tech	1	1	0	1-0	0-0
Texas	3	2	1	2-0	0-1
Texas-Arlington	1	1	0	1-0	0-0
Texas-El Paso	1	1	0	1-0	0-0
Texas A & M	3	3	0	1-0	2-0
Texas Christian	3	3	0	1-0	2-0
Texas-Pan American	2	2	0	1-0	1-0
Texas-San Antonio	2	2	0	1-0	1-0
Toledo	4	1	3	0-0	1-3
Tulane	5	4	1	2-1	2-0
Tulsa	2	1	1	0-0	1-1
<b>U</b>					
UCLA	9	3	6	2-2	1-4
Utah	2	1	1	0-0	1-1
Utah State	2	2	0	2-0	0-0
<b>V</b>					
Valparaiso	4	4	0	4-0	0-0
Vanderbilt	7	4	3	2-0	2-3
Villanova	6	3	3	0-0	3-3
Virginia Tech	2	2	0	0-0	2-0
<b>W</b>					
Wabash	10	7	3	6-2	1-1
Waco YMCA	1	1	0	0-0	1-0
Wake Forest	1	0	1	0-0	0-1
Washington	5	2	3	1-0	1-3
Washington (St. Louis)	15	12	3	9-1	3-2
Washington State	5	4	1	4-0	0-1
Western Kentucky	1	1	0	1-0	0-0
West Texas State	1	1	0	1-0	0-0
West Virginia	4	3	1	1-0	2-1
Western Illinois	1	1	0	1-0	0-0
Western Michigan	2	2	0	1-0	1-0
Wheaton	2	1	1	1-0	0-1
William & Mary	1	1	0	0-0	1-0
Wichita State	2	2	0	0-0	2-0
Wisconsin	161	97	64	60-18	37-46
Wisconsin-Green Bay	2	2	0	2-0	0-0
Wisconsin-Milwaukee	1	1	0	1-0	0-0
Wright Field	1	0	1	0-1	0-0
Wyoming	1	1	0	0-0	1-0
<b>X</b>					
Xavier	1	1	0	1-0	0-0
<b>Y</b>					
Yale	1	1	0	0-0	1-0



# Annual Individual Leaders

## Total Points (Avg.)

1906-(statistical information not available)

1907-Edward Ryan	.94	(8.5)
1908-Henry Popperfuss	.401	(15.4)
1909-Carl Watson	.142	(10.9)
1910-Albert Hall	.66	(7.3)
1911-Emmett Poston	.90	(7.5)
1912-Albert Hall	.113	(7.1)
1913-Homer Dahringer	.169	(10.6)
1914-Edward Williford	.130	(10.0)
1915-Edward Williford	.116	(7.3)
1916-Ralf Woods	.122	(12.2)
1917-Ralf Woods	.164	(10.3)
1918-Earl Anderson	.201	(13.4)
1919-Ken Wilson	.118	(8.5)
1920-Charles Carney	.215	(16.5)
1921-Charles Vail, Jr.	.108	(6.0)
1922-Charles Carney	.249	(13.1)
1923-Walter Roettger	.129	(8.9)
1924-Leland Stilwell	.129	(7.6)
1925-Russell Daugherty	.111	(6.5)
1926-Russell Daugherty	.99	(5.8)
1927-Russell Daugherty	.135	(7.9)
1928-John How	.125	(7.4)
1929-John How	.102	(6.0)
1930-Charles Harper	.76	(4.8)
1931-Charles Harper	.124	(7.3)
1932-Caslon Bennett	.106	(6.2)
1933-Frank Froschauer	.140	(7.8)
1934-Frank Froschauer	.170	(8.9)
1935-Frank Froschauer	.147	(7.4)
1935-Bob Riegel	.147	(7.4)
1936-Harry Combes	.154	(8.1)
1937-Lou Boudreau	.157	(8.7)
1938-Louis Dehner	.223	(12.4)
1939-Louis Dehner	.239	(12.6)
1940-William Hapac	.244	(12.2)
1941-Art Mathisen	.178	(8.9)
1942-Andy Phillip	.232	(10.1)
1943-Andy Phillip	.305	(16.9)
1944-Stan Patrick	.240	(12.0)
1945-Walt Kirk	.212	(10.6)
1946-Bob Doster	.273	(13.0)
1947-Andy Phillip	.192	(9.6)
1948-Dwight Eddleman	.277	(13.9)
1949-Dwight Eddleman	.329	(13.1)
1950-Wally Osterkorn	.333	(15.1)
1951-Don Sunderlage	.471	(17.4)
1952-John Kerr	.357	(13.7)
1953-John Kerr	.386	(17.5)
1954-John Kerr	.556	(25.3)
1955-Paul Judson	.363	(16.5)
1956-George BonSalle	.321	(22.9)
1957-Harv Schmidt	.414	(18.8)
1958-Don Ohl	.431	(19.6)
1959-Rnger Taylor	.376	(17.9)
1960-Govoner Vaughn	.411	(17.9)
1961-Dave Downey	.402	(16.8)
1962-Dave Downey	.445	(20.2)
1963-Dave Downey	.513	(19.7)
1964-Skip Thoren	.488	(20.3)
1965-Skip Thoren	.533	(22.2)
1966-Don Freeman	.668	(27.8)
1967-Jim Dawson	.521	(21.7)
1968-Dave Scholz	.529	(22.0)
1969-Dave Scholz	.459	(19.1)
1970-Greg Jackson	.409	(17.0)
1971-Rick Howat	.474	(20.6)
1972-Nick Weatherspoon	.500	(20.8)
1973-Nick Weatherspoon	.600	(25.0)
1974-Rick Schmidt	.493	(21.4)
1975-Rick Schmidt	.524	(20.2)
1976-Rich Adams	.429	(15.9)

1977-Audie Matthews	.479	(16.0)
1978-Audie Matthews	.327	(12.1)
1979-Mark Smith	.404	(13.5)
1980-Eddie Johnson	.610	(17.4)
1981-Eddie Johnson	.500	(17.2)
1982-Craig Tucker	.450	(15.5)
1983-Derek Harper	.492	(5.4)
1984-Efrem Winters	.456	(14.7)
1985-Anthony Welch	.415	(11.9)
1986-Ken Norman	.525	(16.4)
1987-Ken Norman	.641	(20.7)
1988-Nick Anderson	.525	(15.9)
1989-Nick Anderson	.647	(18.0)
1990-Kendall Gill	.581	(20.0)
1991-Andy Kaufmann	.660	(21.3)
1992-Deon Thomas	.542	(19.4)
1993-Deon Thomas	.587	(18.3)
1994-Deon Thomas	.548	(19.6)
1995-Kiwane Garris	.494	(15.9)
1996-Kiwane Garris	.386	(15.4)
1997-Kiwane Garris	.622	(19.4)
1998-Kevin Turner	.584	(17.7)
1999-Cory Bradford	.494	(15.4)

\*Some statistical information is not available, thus averages were multiplied by games played to give an estimate.

## Total Rebounds (Avg.)

1959-John Wessels	.205	(9.3)
1960-Govoner Vaughn	.187	(8.1)
1961-Dave Downey	.267	(11.1)
1962-Dave Downey	.269	(12.2)
1963-Dave Downey	.254	(9.8)
1964-Skip Thoren	.331	(13.8)
1965-Skip Thoren	.349	(14.5)
1966-Don Freeman	.285	(11.9)



Kendall Gill won the Big Ten scoring title in 1990.

1967-Dave Scholz	.250	(10.9)
1968-Dave Scholz	.230	(9.6)
1969-Dave Scholz	.209	(8.7)
1970-Greg Jackson	.234	(9.8)
1971-Nick Weatherspoon	.246	(10.7)
1972-Nick Weatherspoon	.265	(11.0)
1973-Nick Weatherspoon	.295	(12.3)
1974-Rick Schmidt	.165	(7.2)
1975-Rick Schmidt	.139	(5.3)
1976-Rich Adams	.158	(5.9)
1977-Levi Cobb	.192	(6.4)
1978-Neil Bresnahan	.195	(7.2)
1979-Neil Bresnahan	.236	(7.9)
1980-Eddie Johnson	.310	(8.9)
1981-Eddie Johnson	.267	(9.2)
1982-James Griffin	.204	(7.0)
1983-Efrem Winters	.213	(6.9)
1984-George Montgomery	.224	(7.2)
1985-Efrem Winters	.252	(7.2)
1986-Ken Norman	.226	(7.1)
1987-Ken Norman	.303	(9.8)
1988-Nick Anderson	.217	(6.6)
1989-Nick Anderson	.285	(7.9)
1990-Marcus Liberty	.206	(7.7)
1991-Deon Thomas	.203	(6.8)
1992-Deon Thomas	.193	(6.9)
1993-Deon Thomas	.256	(8.0)
1994-Deon Thomas	.194	(6.9)
1995-Shelly Clark	.233	(8.3)
1996-Bryant Norree	.190	(6.1)
Jarrod Gee	.190	(6.1)
1997-Chris Gandy	.181	(5.7)
1998-Jerry Hester	.175	(5.3)
Jarrod Gee	.175	(5.3)
1999-Fess Hawkins	.162	(5.1)

## Field Goal Percentage

(Min. 3 attempts per game)

1948-Jim Marks	.351	(33-94)
1949-Fred Green	.338	(65-192)
1950-Wally Osterkorn	.406	(125-308)
1951-Clive Follmer	.386	(88-228)
1952-John Kerr	.392	(143-365)
1953-Clive Follmer	.406	(82-202)
1954-Jim Dutcher	.441	(30-68)
1955-Phil Judson	.444	(35-79)
1956-Harv Schmidt	.431	(113-262)
1957-Harv Schmidt	.432	(156-361)
1958-Roger Taylor	.435	(97-223)
1959-Ed Perry	.489	(46-94)
1960-Lee Frandsen	.477	(41-86)
1961-Jerry Colangelo	.459	(128-279)
1962-Bob Starnes	.477	(81-170)
1963-Bill Burwell	.500	(158-316)
1964-Skip Thoren	.501	(187-373)
1965-Skip Thoren	.560	(219-391)
1966-Bob Brown	.478	(44-92)
1967-Deon Flessner	.466	(85-182)
1968-Jodie Harrison	.553	(88-159)
1969-Jodie Harrison	.608	(87-143)
1970-Fred Miller	.507	(107-211)
1971-Rick Howat	.485	(190-391)
1972-Larry Cohen	.457	(42-92)
1973-Nick Conner	.462	(136-294)
1974-Tom Carmichael	.500	(48-96)
1975-Tom Carmichael	.608	(54-89)
1976-Nate Williams	.534	(102-191)
1977-Audie Matthews	.510	(202-396)
1978-Rob Judson	.514	(76-148)
1979-Derek Holcomb	.539	(90-167)
1980-Mark Smith	.552	(187-339)
1981-Derek Holcomb	.569	(70-123)
1982-Perry Range	.521	(146-280)



# Annual Individual Leaders

1983-Derek Harper	537	(198-369)
1984-Quinn Richardson	588	(94-160)
1985-Ken Norman	632	(86-136)
1986-Ken Norman	641	(216-337)
1987-Ken Norman	578	(256-443)
1987-Lowell Hamilton	578	(149-258)
1988-Kenny Battle	578	(197-341)
1989-Kenny Battle	604	(218-361)
1990-Ervin Small	568	(75-132)
1991-Deon Thomas	577	(172-298)
1992-Deon Thomas	585	(199-340)
1993-Deon Thomas	606	(225-371)
1994-Deon Thomas	633	(207-327)
1995-Robert Bennett	551	(98-178)
1996-Bryant Notree	515	(122-237)
1997-Jarrold Gee	541	(86-159)
Brian Johnson	541	(59-109)
1998-Brian Johnson	589	(83-141)
1999-Damir Krupalija	479	(35-73)

## 3-Point Percentage

(Min. 1.5 attempts per game)

1983-Derek Harper*	481	(13-27)
1987-Doug Altenberger	475	(76-160)
1988-Kendall Gill	304	(21-69)
1989-Stephen Bardo	492	(29-59)
1990-Andy Kaufmann	449	(22-49)
1991-Andy Kaufmann	394	(41-104)
1992-Tom Michael	493	(75-152)
1993-Tom Michael	400	(26-65)
1994-Richard Keene	425	(48-113)
1995-Jerry Hester	404	(38-94)
1996-Jerry Hester	388	(38-98)
1997-Matt Heldman	418	(64-153)
1998-Matt Heldman	406	(67-165)
1999-Cory Bradford	415	(85-205)

\* (experimental season for 3-point rule; 27 attempts in 32 games)

## Free Throw Percentage

(Min. 1.5 FTs made per game)

1948-Bill Erickson	617	(37-60)
1949-Don Sunderlage	684	(39-57)
1950-Burdette Thurlby	722	(52-72)
1951-Ted Beach	825	(47-57)
1952-Clive Follmer	765	(91-119)
1953-Max Hooper	790	(45-57)
1954-Max Hooper	812	(34-42)
1955-Bill Ridley	726	(88-124)
1956-Harv Schmidt	793	(69-87)
1957-Harv Schmidt	761	(102-134)
1958-Roger Taylor	840	(68-81)
1959-Roger Taylor	833	(60-72)
1960-Govoner Vaughn	865	(83-96)
1961-Bill Small	894	(42-47)
1962-Bill Small	864	(70-81)
1963-Bob Starnes	800	(84-105)
1964-Tal Brody	684	(91-133)
1965-Bogie Redman	833	(55-66)
1966-Don Freeman	771	(152-197)
1967-Jim Dawson	762	(93-122)
1968-Mike Price	729	(62-85)
1969-Randy Crews	767	(46-60)
1970-Mike Price	824	(89-108)
1971-Rick Howat	832	(94-113)
1972-Larry Cohen	867	(39-45)
1973-Jeff Dawson	814	(83-102)
1974-Dennis Graff	862	(50-58)
1975-Rick Schmidt	804	(144-179)
1976-Orho Tucker	764	(68-89)
1977-Audie Matthews	798	(75-94)
1978-Rob Judson	957	(45-47)



*Kiwane Garris led the Illini in free throw percentage three consecutive years—1995, 1996 and 1997.*

1979-Mark Smith	771	(84-109)
1980-Mark Smith	817	(161-197)
1981-Mark Smith	816	(102-125)
1982-Craig Tucker	833	(110-132)
1983-Bruce Douglas	719	(64-89)
1984-Quinn Richardson	794	(50-63)
1985-Doug Altenberger	769	(70-91)
1986-Ken Norman	802	(93-116)
1987-Glynn Blackwell	871	(61-70)
1988-Kendall Gill	753	(67-89)
1989-Stephen Bardo	792	(76-96)
1990-Andy Kaufmann	802	(81-101)
1991-Andy Kaufmann	833	(169-203)
1992-T.J. Wheeler	844	(81-96)
1993-T.J. Wheeler	870	(60-69)
1994-T.J. Wheeler	813	(61-75)
1995-Kiwane Garris	831	(148-178)
1996-Kiwane Garris	862	(112-130)
1997-Kiwane Garris	833	(204-245)
1998-Matt Heldman	860	(98-114)
1999-Lucas Johnson	767	(46-60)

## Total Steals (Avg.)

1978-Mark Smith	37	(1.37)
1979-Mark Smith	53	(1.77)
1980-Reno Gray	39	(1.11)
1981-Derek Harper	39	(1.34)
1982-Derek Harper	67	(2.31)
1983-Bruce Douglas	78	(2.44)
1984-Bruce Douglas	73	(2.35)
1985-Bruce Douglas	85	(2.43)
1986-Bruce Douglas	88	(2.75)
1987-Kendall Gill	39	(1.26)
1988-Kenny Battle	72	(2.18)
1989-Kenny Battle	89	(2.47)
1990-Kendall Gill	63	(2.17)
1991-Rennie Clemons	43	(1.39)

1992-Rennie Clemons	42	(1.50)
1993-Rennie Clemons	42	(1.45)
1994-Kiwane Garris	33	(1.18)
1995-Kiwane Garris	36	(1.16)
1996-Kiwane Garris	42	(1.68)
1997-Kiwane Garris	52	(1.63)
1998-Kevin Turner	44	(1.33)
1999-Sergio McClain	71	(2.29)

## Total Assists (Avg.)

1974-Jeff Dawson	73	(3.17)
1975-Rick Schmidt	73	(2.81)
1976-Orho Tucker	84	(3.23)
1977-Steve Lanter	103	(3.43)
1978-Neil Bresnahan	68	(2.52)
1979-Mark Smith	121	(4.03)
1980-Reno Gray	109	(3.11)
1981-Derek Harper	156	(5.38)
1982-Derek Harper	145	(5.00)
1983-Bruce Douglas	189	(5.91)
1984-Bruce Douglas	177	(5.71)
1985-Bruce Douglas	200	(5.71)
1986-Bruce Douglas	199	(6.22)
1987-Tony Wysinger	192	(6.40)
1988-Kendall Gill	138	(4.20)
1989-Larry Smith	157	(4.36)
1990-Stephen Bardo	137	(4.72)
1991-Larry Smith	144	(4.97)
1992-Rennie Clemons	137	(4.89)
1993-Rennie Clemons	121	(4.17)
1994-Richard Keene	113	(4.04)
1995-Kiwane Garris	117	(3.77)
1996-Richard Keene	162	(5.23)
1997-Kiwane Garris	180	(5.63)
1998-Matt Heldman	131	(3.97)
1999-Sergio McClain	81	(2.61)

## Blocked Shots (Avg.)

1978-Rich Adams	32	(1.18)
1979-Derek Holcomb	86	(2.96)
1980-Derek Holcomb	46	(1.48)
1981-Derek Holcomb	42	(1.45)
1982-James Griffin	56	(1.93)
1983-Efrem Winters	31	(1.00)
1984-Scott Meents	25	(0.81)
1985-Efrem Winters	32	(0.91)
1986-Ken Norman	25	(0.78)
1987-Ken Norman	48	(1.55)
1988-Jens Kujawa	29	(0.89)
1989-Nick Anderson	32	(0.90)
1990-Marcus Liberty	26	(0.90)
1991-Deon Thomas	54	(1.80)
1992-Deon Thomas	44	(1.57)
1993-Deon Thomas	42	(1.31)
1994-Deon Thomas	37	(1.32)
1995-Robert Bennett	13	(0.42)
1996-Jarrold Gee	33	(1.06)
1997-Chris Gandy	21	(0.66)
1998-Jarrold Gee	29	(0.88)
1999-Fess Hawkins	36	(1.13)



# Annual Team Statistics

	1905-06	1906-07	1907-08	1908-09	1909-10	1910-11	1911-12	1912-13	1913-14	1914-15	1915-16
G	14 14	11 11	26 26	14 14	9 9	12 12	16 16	16 16	13 13	16 16	16 16
FG											
FGA											
FG%											
3P											
3PA											
3P%											
FT											
FTA											
FT%											
Reb.											
Avg.											
PF											
DQ											
Pts.	363 431	223 412	879 603	407 268	193 177	258 241	413 289	353 246	338 226	444 208	405 294
Ave.	25.9 30.8	20.2 37.5	33.8 23.2	29.1 19.1	21.4 19.7	21.5 20.1	25.8 18.1	22.1 15.4	26.0 17.4	27.8 13.0	25.3 18.4
HG	71 51	38 50	92 46	93 28	34 28	32 33	48 35	52 21	46 29	52 19	36 34
A											
TO											
BK											
STL											

# Annual Team Statistics

	1916-17	1917-18	1918-19	1919-20	1920-21	1921-22	1922-23	1923-24	1924-25	1925-26	1926-27
G	16 16	15 15	14 14	13 13	18 18	19 19	15 15	17 17	17 17	17 17	17 17
FG											
FGA											
FG%											
3P											
3PA											
3P%											
FT											
FTA											
FT%											
Reb.											
Avg.											
PF											
DQ											
Pts.	449 281	386 313	280 301	391 305	449 423	596 527	393 374	443 343	447 400	398 409	525 473
Ave.	28.1 17.6	25.7 20.9	20.0 21.5	30.1 23.5	24.9 23.5	31.4 27.7	26.2 24.9	26.0 20.2	26.3 23.5	23.4 24.1	30.9 27.8
HG	52 28	40 35	37 36	43 36	46 32	49 39	41 38	38 36	37 34	35 33	46 39
A											
TO											
BK											
STL											



# Annual Team Statistics

	1927-28	1928-29	1929-30	1930-31	1931-32	1932-33	1933-34	1934-35	1935-36	1936-37	1937-38
G	17 17	17 17	16 16	17 17	17 17	18 18	19 19	20 20	19 19	18 18	18 18
FG	114* 154*	107* 125*	105* 98*	136* 96*	120* 106*	128* 110*	124* 121*	162* 138*	255 130*	256 161*	275 136*
FGA											
FG%											
3P											
3PA											
3P%											
FT	82* 105*	93* 82*	74* 77*	67* 107*	89* 88*	94* 107*	76* 92*	115* 100*	124 82*	170 69*	156 86*
FTA											
FT%											
Reb.											
Avg.											
PF	142* 124*	122* 115*	122* 127*	162* 120*	149* 147*	160* 147*	136* 123*	136* 157*	117* 137*	117* 160*	134* 141*
DQ											
Pts.	492 556	491 472	380 374	489 372	485 402	526 431	549 508	704 590	634 510	686 583	707 669
Ave.	28.9 32.7	28.9 27.8	23.8 23.4	28.8 21.9	28.5 23.6	29.2 23.9	28.9 26.7	35.2 29.5	33.4 26.8	38.1 32.4	39.3 37.2
HG	41 52	46 37	32 35	45 35	44 34	44 34	38 36	55 42	48 42	51 61	60 51
A											
TO											
BK											
STL											

NOTE: \* Conference Games Only

# Annual Team Statistics

	1938-39	1939-40	1940-41	1941-42	1942-43	1943-44	1944-45	1945-46	1946-47	1947-48	1948-49
G	19 19	20 20	20 20	23 23	18 18	20 20	20 20	21 21	20 20	20 20	25 25
FG	282 136*	312 163*	330 180*	410 220*	437 271	386 357	416 359	441 337	447 323	485 344	651 514
FGA									1663 1331	1727 1415	2152 1832
FG%									.269 .243	.281 .243	.303 .281
3P											
3PA											
3P%											
FT	175 86*	195 121*	215 144*	223 127*	165 125	178 136	212 202	234 221	233 217	264 276	403 388
FTA					270 222	316 231	382 372	401 416	392 400	467 475	666 584
FT%					.611 .563	.563 .593	.555 .540	.584 .531	.594 .542	.565 .581	.605 .664
Reb.											
Avg.											
PF	134* 141*	228* 195*	190* 197*	168* 201*	181 211	209 265	330 326	315 178	350 330	421 401	509 533
DQ											
Pts.	739 580	819 664	875 793	1043 883	1039 667	950 850	1043 920	1117 895	1127 863	1234 964	1705 1416
Ave.	38.9 30.5	41.0 33.2	43.8 39.7	45.3 38.4	57.7 37.1	47.5 42.5	52.2 46.0	53.2 42.6	56.4 43.2	61.7 48.2	68.2 56.6
HG	61 41	60 62	56 53	63 50	92 53	69 56	77 65	85 67	94 58	98 70	96 76
A											
TO											
BK											
STL											

NOTE: \* Conference Games Only



# Annual Team Statistics

	1949-50	1950-51	1951-52	1952-53	1953-54	1954-55	1955-56	1956-57	1957-58	1958-59	1959-60
G	22 22	27 27	26 26	22 22	22 22	22 22	22 22	22 22	22 22	22 22	23 23
FG	509 468	715 658	679 586	657 493	605 465	684 521	731 551	708 652	695 679	742 644	716 664
FGA	1621 1666	2056 2095	2007 1916	1823 1516	1670 1357	1764 1504	1836 1566	1778 1675	1795 1708	1817 1594	1729 1696
FG%	.314 .281	.348 .314	.338 .306	.361 .316	.362 .343	.389 .346	.398 .352	.398 .389	.387 .397	.408 .403	.414 .391
3P											
3PA											
3P%											
FT	366 363	491 374	487 427	461 467	468 493	440 515	534 574	435 431	356 364	331 447	399 441
FTA	627 611	747 565	779 661	691 727	690 740	671 789	725 813	620 632	503 515	517 671	562 654
FT%	.584 .594	.657 .662	.625 .646	.671 .642	.678 .666	.656 .653	.737 .706	.702 .681	.708 .707	.640 .666	.710 .675
Reb.										1179 1256	1128 1293
Avg.										53.4 57.1	49.0 56.2
PF	500 517	508 643	614 661	474 451	491 513	477 394	475 535	440 414	369 360	457 377	479 432
DQ											
Pts.	1384 1299	1921 1690	1865 1599	1775 1453	1678 1423	1808 1557	1996 1678	1851 1735	1746 1722	1815 1173	1831 1769
Ave.	62.9 59.0	71.1 62.6	71.7 61.5	80.7 66.0	76.3 64.7	82.2 70.8	90.7 76.3	84.1 78.9	79.4 78.3	82.5 53.3	79.6 76.9
HG	76 83	89 91	95 74	96 91	90 84	104 92	111 96	112 102	102 98	103 102	96 109
A											
TO											
BK											
STL											

# Annual Team Statistics

	1960-61	1961-62	1962-63	1963-64	1964-65	1965-66	1966-67	1967-68	1968-69	1969-70	1970-71
G	24 24	23 23	26 26	24 24	24 24	24 24	24 24	24 24	24 24	24 24	23 23
FG	705 725	712 737	855 755	786 765	899 754	830 799	802 843	602 593	768 642	735 679	742 708
FGA	1722 1813	1645 1772	1892 1983	1853 1817	1871 1937	1905 1817	1846 1825	1500 1361	1708 1449	1563 1597	1629 1577
FG%	.409 .400	.433 .416	.452 .381	.424 .421	.480 .389	.435 .439	.434 .461	.401 .436	.450 .443	.470 .424	.455 .449
3P											
3PA											
3P%											
FT	422 413	459 314	491 481	444 399	415 399	438 431	462 385	337 373	466 424	359 355	383 415
FTA	589 649	618 478	670 657	663 609	591 564	617 601	697 556	526 565	663 581	568 537	572 591
FT%	.716 .636	.727 .657	.733 .732	.670 .644	.703 .708	.709 .717	.663 .693	.641 .644	.703 .730	.632 .661	.670 .702
Reb.	1228 1280	1154 1137	1349 1271	1262 1286	1278 1218	1243 1199	1214 1218	990 1055	1144 957	1078 1059	1061 1069
Avg.	51.2 53.3	50.2 49.4	51.9 48.9	52.6 53.6	53.3 50.8	51.8 50.0	50.6 50.8	41.3 43.9	47.7 39.9	44.9 44.1	46.1 46.1
PF	481 424	382 452	501 491	467 498	426 454	464 464	437 501	461 424	455 489	438 435	449 427
DQ											
Pts.	1832 1863	1883 1788	2201 1991	2016 1929	2213 1897	2098 2029	2066 2071	1541 1561	2002 1708	1829 1713	1867 1831
Ave.	76.3 77.6	81.9 77.7	84.7 76.6	84.0 80.4	92.2 79.0	87.4 84.5	86.1 86.3	64.2 65.0	83.4 71.2	75.9 71.4	81.1 79.6
HG	99 96	101 104	106 103	104 110	121 105	120 109	99 120	75 95	105 88	101 102	124 105
A											
TO											
BK											
STL											



# Annual Team Statistics

	1971-72	1972-73	1973-74	1974-75	1975-76	1976-77	1977-78	1978-79	1979-80	1980-81	1981-82
G	24 24	24 24	23 23	26 26	27 27	30 30	37 37	39 39	35 35	29 29	29 29
FG	694 761	765 779	693 826	722 809	765 739	855 782	847 797	891 738	1040 909	916 755	768 667
FGA	1645 1726	1730 1757	1571 1662	1714 1770	1619 1672	1802 1662	1857 1683	1908 1828	2160 2080	1799 1724	1620 1510
FG%	.422 .441	.442 .443	.441 .497	.421 .457	.473 .442	.474 .471	.456 .474	.467 .404	.481 .437	.509 .438	.474 .442
3P											
3PA											
3P%											
FT	489 367	364 310	371 377	401 374	329 388	338 521	350 477	310 670	534 551	422 438	378 382
FTA	689 522	513 467	509 474	546 553	460 530	480 740	498 684	454 681	739 780	577 608	533 547
FT%	.709 .703	.709 .663	.729 .711	.734 .676	.715 .732	.704 .704	.703 .697	.683 .690	.723 .706	.731 .720	.709 .698
Reb.	1152 1119	1066 1183	902 1085	1044 1219	996 1064	1094 1094	1133 1118	1238 1097	1344 1244	1120 926	960 937
Avg.	48.0 46.6	44.4 49.3	39.2 47.2	40.2 47.0	36.9 39.4	36.5 36.5	42.0 41.4	41.3 36.6	38.4 35.5	38.6 31.9	33.1 32.3
PF	426 483	475 491	505 514	553 526	521 516	660 561	617 516	619 530	705 701	559 530	499 523
DQ	24 16	19 22	13 18	30 20	26 28	25 20	25 14	21	17	20	21
Pts.	1877 1889	1849 1868	1757 1989	1845 1992	1859 1866	2048 2085	2044 2071	2092 1948	2614 2369	2254 1948	1914 2369
Ave.	78.2 78.7	78.9 77.8	76.4 86.5	71.0 76.6	68.9 69.1	68.3 69.5	75.5 76.7	69.7 64.9	74.7 67.7	77.7 67.2	66.0 59.2
HG	96 105	100 99	99 107	96 114	106 90	89 87	113 107	109 82	105 87	106 84	126 83
A			244 347	390 484	427 413	459 405	398 398	473 338	618 479	547 407	435 366
TO					430 438	414 456	473 472	505 556	397 419	306 421	
BK						65 81	162 56	119 86	120 65	114 74	
STL							216 253	215 181	187 166	194 147	



# Annual Team Statistics

	1982-83	1983-84	1984-85	1985-86	1986-87	1987-88	1988-89	1989-90	1990-91	1991-92	1992-93
G	32 32	31 31	35 35	32 32	31 31	33 33	36 36	29 29	31 31	28 28	32 32
FG	866 822	836 712	974 832	990 779	956 814	1067 881	1200 1027	860 766	861 853	677 726	877 860
FGA	1825 1803	1655 1617	2005 1989	1828 1715	1865 1823	2107 1958	2340 2228	1803 1767	1800 1925	1490 1655	1832 1926
FG%	.475 .456	.505 .440	.486 .418	.542 .454	.513 .447	.506 .450	.513 .461	.477 .434	.478 .443	.454 .439	.479 .447
3P					112 100	39 118	136 158	109 118	101 162	130 135	158 181
3PA					223 264	140 291	320 450	287 380	265 458	314 380	431 493
3P%					.461 .379	.279 .405	.425 .351	.380 .311	.381 .354	.414 .355	.367 .367
FT	420 390	433 313	462 337	350 399	464 454	552 460	574 438	539 454	580 473	500 367	517 446
FTA	624 561	618 422	653 503	475 529	649 654	827 666	817 614	725 651	850 688	758 584	750 643
FT%	.673 .695	.701 .742	.708 .670	.737 .754	.715 .694	.667 .691	.703 .713	.743 .697	.682 .688	.660 .628	.689 .694
Reb.	1104 1005	1015 845	1271 1102	1041 825	1100 1008	1233 1097	1343 1188	1117 1006	1192 1033	1018 902	1155 1061
Avg.	34.5 31.4	32.7 27.3	36.3 31.5	32.5 25.8	35.5 32.5	37.4 33.2	37.3 33.0	38.5 34.7	38.5 33.3	36.4 32.2	36.1 33.2
PF	573 607	476 566	519 609	505 518	564 621	635 730	627 726	586 625	586 704	511 632	573 666
DQ	9 27	13 17	13 23	6 15	15 17	12 31	5 32	12 25	12 24	17 24	14 13
Pts.	2168 2081	2105 1736	2410 2001	2330 1957	2488 2182	2725 2340	3110 2650	2368 2104	2403 2341	1984 1954	2429 2347
Ave.	67.8 65.0	67.9 56.0	68.9 57.2	72.8 61.2	80.3 70.4	82.6 70.9	86.4 73.6	81.7 72.6	77.5 75.5	70.9 69.8	75.9 73.3
HG	94 101	99 73	93 76	115 92	99 97	118 103	127 100	118 93	120 116	95 92	97 98
A	508 450	523 353	630 436	555 379	598 426	582 497	639 527	457 397	446 427	422 374	496 440
TO	443 455	342 415	452 528	407 438	429 492	500 625	470 611	403 477	536 444	468 406	485 428
BK	101 93	73 78	113 71	109 65	144 78	113 78	107 68	104 96	123 140	108 110	92 104
STL	240 203	212 157	262 200	258 184	250 195	310 216	341 213	236 173	198 217	157 200	179 212



# Annual Team Statistics

	1993-94	1994-95	1995-96	1996-97	1997-98	1998-99	1999-2000	2000-01	2001-02	2002-03	2003-04
G	28 28	31 31	31 31	32 32	33 33	32 32					
FG	833 727	823 780	844 742	848 782	827 736	705 672					
FGA	1739 1647	1842 1728	1967 1764	1917 1705	1869 1768	1791 1671					
FG%	.479 .441	.447 .451	.429 .421	.442 .459	.442 .416	.394 .402					
3P	162 178	167 190	231 195	238 158	215 173	165 181					
3PA	436 468	458 508	662 558	632 463	593 551	477 572					
3P%	.372 .380	.365 .374	.349 .349	.377 .341	.363 .314	.346 .316					
FT	525 463	452 375	433 484	514 475	432 450	392 483					
FTA	732 629	694 597	629 697	691 733	634 655	599 710					
FT%	.717 .736	.651 .628	.688 .694	.744 .648	.681 .687	.654 .680					
Reb.	1081 897	1173 988	1147 1150	1076 1119	1109 1135	1182 1083					
Avg.	38.6 32.0	37.8 31.9	37.0 37.1	33.6 35.0	33.6 34.4	36.9 33.8					
PF	525 605	588 620	611 583	663 634	617 611	628 588					
DQ	9 18	7 20	15 13	19 21	11 18	13 --					
Pts.	2353 2095	2265 2125	2352 2163	2448 2197	2301 2095	1967 2008					
Ave.	84.0 74.8	73.1 68.5	75.9 69.8	76.5 68.7	69.7 63.5	61.5 62.8					
HG	121 108	104 97	97 86	96 90	105 83	82 84					
A	483 424	397 411	500 414	515 452	469 415	376 407					
TO	374 417	425 447	352 478	434 595	443 538	566 552					
BK	79 88	53 102	84 92	63 89	90 84	107 107					
STL	171 148	174 166	207 154	249 153	244 179	269 269					

# Top 50 Career Scorers

1

## Deon Thomas

2129 pts./18.0 avg.



Year(s)	GP/GS	FGM-A/FG%	FTM-A/FT%	Reb/Avg	Ast/Avg	Pts/Avg
1990-91	30/28	172-298/.577	108-168/.643	203-6.8	18/0.6	452/15.1
1991-92	28/26	199-340/.585	144-218/.661	193/6.9	20/0.7	542/19.4
1992-93	32/30	225-371/.606	137-212/.646	256/8.0	37/1.2	587/18.3
1993-94	28/26	*207-327/.633	133-192/.693	194/6.9	43/1.5	548/19.6
<b>TOTALS</b>	<b>118/110</b>	<b>803-1336/.601</b>	<b>522-790/.661</b>	<b>846/7.2</b>	<b>118/1.0</b>	<b>2129/18.0</b>

\* includes 1-of-2 three-point shooting

2

## Kiwane Garris

1948 pts./16.8 avg.



1993-94	28/27	*133-307/.433	151-188/.803	98/3.5	107/3.8	446/15.9
1994-95	31/30	#150-342/.439	148-178/.831	88/2.8	117/3.8	494/15.9
1995-96	25/22	+118-316/.373	112-130/.862	86/3.4	98/3.9	386/15.4
1996-97	32/32	&171-428/.400	204-245/.833	113/3.5	180/5.6	622/19.4
<b>TOTALS</b>	<b>116/111</b>	<b>572-1393/.411</b>	<b>615-741/.830</b>	<b>385/3.3</b>	<b>502/4.3</b>	<b>1948/16.8</b>

\* includes 29-of-87 three-point shooting  
# includes 46-of-119 three-point shooting  
+ includes 38-of-117 three-point shooting

3

## Eddie Johnson

1692 pts./15.2 avg.



1977-8	27/3	100-234/.427	20-27/.741	84/3.1	16/0.6	220/8.1
1978-9	30/27	168-405/.415	26-49/.531	170/5.7	52/1.7	362/12.1
1979-80	35/35	266-576/.462	78-119/.655	310/8.9	71/2.0	610/17.4
1980-1	29/29	219-443/.494	62-82/.756	267/9.2	70/2.4	500/17.2
<b>TOTALS</b>	<b>121/94</b>	<b>753-1658/.454</b>	<b>186-277/.671</b>	<b>831/7.5</b>	<b>209/1.8</b>	<b>1692/15.2</b>

# includes 46-of-119 three-point shooting  
& includes 76-of-197 Three-point shooting

4

## Mark Smith

1653 pts./13.6 avg.



1977-8	27/7	111-235/.472	90-128/.703	163/6.0	36/1.3	312/11.6
1978-9	30/30	160-312/.513	84-109/.771	173/5.8	121/4.0	404/13.5
1979-80	35/31	187-339/.552	161-197/.817	214/6.1	95/2.7	535/15.3
1980-1	29/29	150-272/.551	102-125/.816	171/5.9	98/3.4	402/13.9
<b>TOTALS</b>	<b>121/97</b>	<b>608-1158/.525</b>	<b>437-559/.781</b>	<b>722/6.5</b>	<b>98/3.4</b>	<b>1653/13.6</b>

5

## Andy Kaufmann

1533 pts./14.9 avg.



1988-9	12/0	*16-44/.364	14-20/.700	20/1.7	8/0.7	51/4.3
1989-90	29/16	#91-204/.446	81-101/.802	93/3.2	54/1.9	285/9.8
1990-1	31/30	+225-482/.467	169-203/.833	154/5.0	67/3.2	660/21.3
1992-93	31/25	&183-433/.423	134-168/.798	128/4.1	74/2.4	537/17.3
<b>TOTALS</b>	<b>103/71</b>	<b>515-1163/.443</b>	<b>398-492/.809</b>	<b>395/3.8</b>	<b>203/2.0</b>	<b>1533/14.9</b>

\* includes 5-of-17 three-point shooting  
# includes 22-of-49 three-point shooting  
+ includes 41-of-104 three-point shooting  
& includes 37-of-106 three-point shooting

6

## Efrem Winters

1487 pts./11.2 avg.



1982-3	31/29	159-343/.464	67-94/.713	213/6.9	20/0.6	385/12.4
1983-4	31/28	182-354/.514	92-120/.767	205/6.6	54/1.7	456/14.7
1984-5	35/33	137-289/.474	76-103/.738	252/7.2	49/1.4	350/10.0
1985-6	32/30	124-235/.528	48-81/.593	183/5.7	40/1.3	296/9.3
<b>TOTALS</b>	<b>129/120</b>	<b>602-1221/.493</b>	<b>283-398/.711</b>	<b>853/6.6</b>	<b>163/1.3</b>	<b>1487/11.2</b>

7

## Nick Weatherspoon

1481 pts./20.9 avg.



1970-1	23/	151-334/.452	79-110/.718	246/10.7		381/16.5
1971-2	24/	200-477/.419	100-134/.746	262/10.9		500/20.8
1972-3	24/	247-540/.457	106-149/.711	295/12.3		600/25.0
<b>TOTALS</b>	<b>71/</b>	<b>598-1351/.442</b>	<b>285-393/.725</b>	<b>806/11.4</b>		<b>1481/20.9</b>

8

## Dave Scholz

1459 pts./20.5 avg.



1966-7	23/	194-423/.459	83-124/.669	250/10.9		471/20.5
1967-8	24/	223-541/.412	83-120/.692	230/9.6		529/22.0
1968-9	24/	181-436/.415	97-131/.740	209/8.7		459/19.1
<b>TOTALS</b>	<b>71/</b>	<b>598-1400/.427</b>	<b>263-379/.694</b>	<b>689/9.7</b>		<b>1459/20.5</b>

9

## Don Freeman

1449 pts./20.1 avg.




1963-4	24/	130-316/.411	81-122/.664	231/9.6		341/14.2
1964-5	24/	178-365/.488	84-122/.689	226/9.4		440/18.3
1965-6	24/	258-595/.434	152-197/.771	285/11.9		668/27.8
<b>TOTALS</b>	<b>72/</b>	<b>566-1276/.444</b>	<b>317-493/.643</b>	<b>742/10.3</b>		<b>1449/20.1</b>

10

## Jerry Hester

1415 pts./11.4 avg.



1993-94	28/2	*87-214/.407	32-44/.727	111/4.0	43/1.5	227/8.1
1994-95	30/27	#119-260/.458	47-88/.534	145/4.8	57/1.9	323/10.8
1995-96	28/23	+112-246/.455	46-65/.708	111/4.0	35/1.3	308/11.0
1996-97	5/4	&26-68/.382	13-14/.929	28/5.6	13/2.6	71/14.2
1997-98	33/32	%186-395/.471	74-96/.771	175/5.3	49/1.5	486/14.7
<b>TOTALS</b>	<b>124/88</b>	<b>530-1183/.448</b>	<b>212-307/.691</b>	<b>470/4.6</b>	<b>197/1.6</b>	<b>1415/11.4</b>

\* includes 21-of-65 three-point shooting  
# includes 38-of-94 three-point shooting  
+ includes 38-of-98 three-point shooting  
& includes 6-of-23 three-point shooting  
% includes 40-of-114 three-point shooting



# Top 50 Career Scorers

**11** Kendall Gill  
1409 pts./12.0 avg.



Year(s)	GP/GS	FGM-A/FG%	FTM-A/FT%	Reb/Avg	Ast/Avg	Pts/Avg
1986-7	31/0	*40-83/.482	34-53/.642	42/1.4	27/0.9	114/3.7
1987-8	33/23	#128-272/.471	67-89/.753	73/2.2	138/4.2	344/10.4
1988-9	24/18	+143-264/.542	46-58/.793	70/2.9	91/3.8	370/15.4
1989-90	29/29	&211-422/.500	136-175/.777	143/4.9	96/3.3	581/20.0
<b>TOTALS</b>	<b>117/70</b>	<b>522-1041/.501</b>	<b>283-375/.755</b>	<b>213/1.8</b>	<b>352/3.0</b>	<b>1409/12.0</b>

\* includes 0-of-1 three-point shooting + includes 38-of-83 three-point shooting  
# includes 21-of-69 three-point shooting & includes 23-of-66 three-point shooting

**12** Ken Norman  
1393 pts./15.1 avg.



1984-5	29/6	86-136/.632	55-83/.663	107/3.7	26/0.9	227/7.8
1985-6	32/27	216-337/.641	93-116/.802	226/7.1	32/1.0	525/16.4
1986-7	31/31	*256-443/.578	128-176/.727	303/9.8	68/2.2	641/20.7
<b>TOTALS</b>	<b>92/64</b>	<b>558-916/.609</b>	<b>272-360/.755</b>	<b>636/6.9</b>	<b>126/1.4</b>	<b>1393/15.1</b>

\* includes 1-of-4 three-point shooting

**13** Dave Downey  
1360 pts./18.9 avg.



1960-1	24/	157-404/.389	88-123/.715	267/11.1		402/16.8
1961-2	22/	174-385/.452	97-130/.746	269/12.2		445/20.2
1962-3	26/	201-459/.440	111-156/.712	254/9.8		513/19.7
<b>TOTALS</b>	<b>72/</b>	<b>532-1248/.426</b>	<b>296-409/.724</b>	<b>790/11.0</b>		<b>1360/18.9</b>

**14** John Kerr  
1299 pts./18.6 avg.



1951-2	26/	143-365/.392	71-124/.572			357/13.7
1952-3	22/	153-397/.386	80-123/.650			386/17.5
1953-4	22/	210-520/.404	136-214/.636			556/25.3
<b>TOTALS</b>	<b>70/</b>	<b>506-1281/.395</b>	<b>287-461/.623</b>			<b>1299/18.6</b>


**15** Doug Altenberger  
1271 pts./9.6 avg.



1982-3	31/4	30-90/.333	35-47/.745	40/1.3	23/0.7	96/3.1
1983-4	31/29	143-281/.509	66-95/.695	115/3.7	68/2.2	352/11.4
1984-5	35/31	162-322/.503	70-91/.769	126/3.6	67/1.9	394/11.3
1985-6	5/0	10-19/.526	0-2/0.000	10/2.0	3/0.6	20/4.0
1986-7	30/29	*139-288/.483	55-76/.724	138/4.6	91/3.0	409/13.6
<b>TOTALS</b>	<b>132/93</b>	<b>484-1000/.484</b>	<b>226-311/.727</b>	<b>429/3.3</b>	<b>252/1.9</b>	<b>1271/9.6</b>

\* includes 76-of-160 three-point shooting

**16** Bruce Douglas  
1261 pts./9.7 avg.



1982-3	32/27	118-257/.459	64-89/.719	87/2.7	189/5.9	301/9.4
1983-4	31/30	159-337/.472	81-109/.743	136/4.4	177/5.7	399/12.9
1984-5	35/31	118-307/.384	42-57/.737	107/3.1	200/5.7	278/7.9
1985-6	32/29	118-248/.476	47-60/.783	88/2.8	199/6.2	283/8.8
<b>TOTALS</b>	<b>130/117</b>	<b>513-1149/.446</b>	<b>234-315/.743</b>	<b>418/3.2</b>	<b>765/5.9</b>	<b>1261/9.7</b>


**17** Lowell Hamilton  
1241 pts./10.0 avg.



1985-6	24/0	36-67/.537	16-26/.615	41/1.7	4/0.2	88/3.7
1986-7	31/22	149-259/.578	36-66/.545	121/3.9	28/0.9	334/10.8
1987-8	33/6	*141-271/.520	48-77/.623	127/3.8	9/0.3	331/10.0
1988-9	36/33	#219-424/.517	50-89/.562	204/5.7	24/0.7	488/13.6
<b>TOTALS</b>	<b>124/61</b>	<b>545-1020/.534</b>	<b>150-258/.581</b>	<b>493/4.0</b>	<b>65/0.5</b>	<b>1241/10.0</b>

\* includes 1-of-2 three-point shooting # includes 0-of-1 three-point shooting

**18** Rich Adams  
1223 pts./11.1 avg.




1974-5	26/8	50-160/.313	33-52/.635	107/4.1	19/0.7	133/5.1
1975-6	27/26	181-356/.508	67-90/.744	158/9.6	41/1.5	429/15.9
1976-7	30/30	171-376/.455	45-64/.703	171/5.7	62/2.1	387/12.9
1977-8	27/20	108-239/.452	58-81/.716	133/4.9	37/1.4	274/10.1
<b>TOTALS</b>	<b>110/84</b>	<b>510-1131/.451</b>	<b>203-287/.707</b>	<b>569/5.2</b>	<b>159/1.4</b>	<b>1223/11.1</b>

**19** Anthony Welch  
1217 pts./9.6 avg.



1981-2	26/1	30-64/.469	17-22/.733	39/1.5	12/0.5	77/3.0
1982-3	32/31	158-321/.492	61-87/.701	201/6.3	44/1.4	377/11.8
1983-4	2/2	6-12/.500	2-2/1.000	4/2.0	0/0.0	14/7.0
1984-5	35/33	182-350/.520	51-68/.750	189/5.4	51/1.5	415/11.9
1985-6	32/29	156-292/.534	22-29/.759	147/4.6	49/1.5	334/10.4
<b>TOTALS</b>	<b>127/96</b>	<b>532-1039/.512</b>	<b>153-208/.736</b>	<b>336/2.6</b>	<b>156/1.2</b>	<b>1217/9.6</b>

**20** Audie Matthews  
1210 pts./11.0 avg.



1974-5	26/10	41-122/.336	18-28/.643	87/3.3	19/0.9	100/3.8
1975-6	27/27	129-269/.480	46-68/.676	144/5.3	50/1.9	304/11.3
1976-7	30/30	202-396/.510	75-94/.798	151/5.0	75/2.5	479/16.0
1977-8	27/27	136-306/.444	55-79/.696	87/3.2	50/1.9	327/12.1
<b>TOTALS</b>	<b>110/94</b>	<b>508-1093/.465</b>	<b>194-269/.721</b>	<b>469/4.3</b>	<b>194/1.8</b>	<b>1210/11.0</b>

# Top 50 Career Scorers

**21** Nick Anderson  
1172 pts./17.0 avg.



Year(s)	GP/GS	FGM-A/FG%	FTM-A/FT%	Reb/Avg	Ast/Avg	Pts/Avg
1987-8	33/25	*223-390/.572	77-120/.642	217/6.6	55/1.7	525/15.9
1988-9	36/32	#262-487/.538	99-148/.669	285/7.9	72/2.0	647/18.0
<b>TOTALS</b>	<b>69/57</b>	<b>485-877/.553</b>	<b>176-268/.657</b>	<b>502/7.3</b>	<b>127/1.8</b>	<b>1172/17.0</b>

\* includes 2-of-6 three-point shooting  
# includes 24-of-66 three-point shooting

**22** Skip Thoren  
1164 pts./15.7 avg.



1962-3	26/	53-125/.424	37-58/.638	150/5.8		143/5.5
1963-4	24/	187-373/.501	114-174/.655	331/13.8		488/20.3
1964-5	24/	219-391/.560	95-137/.694	349/14.5		533/22.2
<b>TOTALS</b>	<b>74/</b>	<b>459-889/.516</b>	<b>246-369/.667</b>	<b>830/11.2</b>		<b>1164/15.7</b>

**23** Kevin Turner  
1150 pts./9.3 avg.



1994-95	27/0	*26-78/.333	7-17/.412	20/0.7	17/0.6	73/2.7
1995-96	31/2	#65-180/.361	15-33/.455	49/1.6	54/1.7	170/5.5
1996-97	32/20	+120-293/.410	21-26/.808	75/2.3	66/2.1	323/10.1
1997-98	33/33	&215-512/.420	76-106/.717	105/3.2	91/2.8	584/17.7
<b>TOTALS</b>	<b>123/55</b>	<b>426-1063/.401</b>	<b>119-182/.654</b>	<b>249/2.0</b>	<b>228/1.9</b>	<b>1150/9.3</b>

\* includes 14-of-38 three-point shooting  
+ includes 62-of-157 three-point shooting  
# includes 25-of-89 three point shooting  
& includes 78-of-212 three-point shooting

**24** Richard Keene  
1145 pts./9.4 avg.



1992-93	32/24	*92-226/.407	25-34/.735	71/2.2	73/2.3	266/8.3
1993-94	28/27	#81-213/.380	14-22/.636	97/3.5	113/4.0	224/8.0
1994-95	31/31	+123-324/.380	29-44/.659	119/3.8	111/3.6	338/10.9
1995-96	31/31	&107-288/.372	34-42/.810	116/3.7	162/5.2	317/10.2
<b>TOTALS</b>	<b>122/113</b>	<b>403-1051/.383</b>	<b>102-142/.718</b>	<b>403/3.3</b>	<b>459/3.8</b>	<b>1145/9.4</b>

\* includes 57-of-145 three pointers  
+ includes 63-of-173 three pointers  
# includes 48-of-113 three pointers  
& includes 69-of-186 three pointers

**25** James Griffin  
1124 pts./9.1 avg.



1978-9	30/4	105-238/.441	19-34/.559	98/3.3	7/0.2	229/7.6
1979-80	35/28	119-259/.459	36-58/.621	154/4.4	25/0.7	274/7.8
1980-1	29/8	103-193/.534	21-36/.583	122/4.2	12/0.4	227/7.8
1981-2	29/28	171-334/.512	52-86/.605	204/7.0	27/0.9	394/13.6
<b>TOTALS</b>	<b>123/68</b>	<b>498-1024/.486</b>	<b>128-214/.598</b>	<b>578/4.7</b>	<b>71/0.6</b>	<b>1124/9.1</b>

**26** Tal Brody  
1121 pts./15.1 avg.



1962-3	26/	95-215/.441	63-92/.685	90/3.5		253/9.7
1963-4	24/	157-379/.414	91-133/.684	97/4.0		405/16.9
1964-5	24/	183-392/.467	97-141/.688	108/4.5		463/19.3
<b>TOTALS</b>	<b>74/</b>	<b>435-986/.441</b>	<b>251-366/.747</b>	<b>295/4.0</b>		<b>1121/15.1</b>

**27** Bill Burwell  
1119 pts./15.3 avg.



1960-1	24/	117-262/.446	57-86/.663	207/8.6		291/12.1
1961-2	23/	151-325/.463	124-168/.738	266/11.6		426/18.5
1962-3	26/	158-316/.500	86-110/.782	230/8.8		402/15.5
<b>TOTALS</b>	<b>73/</b>	<b>426-903/.472</b>	<b>267-364/.734</b>	<b>703/9.6</b>		<b>1119/15.3</b>

**28** Kenny Battle  
1112 pts./16.1 avg.



1987-8	33/32	*197-341/.578	122-179/.682	183/5.5	55/1.7	516/15.6
1988-9	36/34	#218-361/.604	151-200/.755	174/4.8	64/1.8	596/16.6
<b>TOTALS</b>	<b>69/66</b>	<b>415-702/.591</b>	<b>273-379/.720</b>	<b>357/5.2</b>	<b>119/1.7</b>	<b>1112/16.1</b>

\* includes 0-of-1 three-point shooting  
# includes 9-of-17 three-point shooting

**29** Rick Schmidt  
1105 pts./15.3 avg.



1972-3	23/21	39-110/.355	10-19/.526	90/3.9		88/3.8
1973-4	23/23	191-389/.491	111-159/.698	165/7.2	34/1.5	493/21.4
1974-5	26/26	190-426/.446	144-179/.804	139/5.3	73/2.8	524/20.2
<b>TOTALS</b>	<b>72/70</b>	<b>420-925/.454</b>	<b>265-357/.742</b>	<b>394/5.5</b>	<b>107/2.2</b>	<b>1105/15.3</b>

**30** Greg Jackson  
1078 pts./15.2 avg.



1968-9	24/	163-339/.481	68-109/.624	200/8.3		394/16.4
1969-70	24/	175-367/.477	59-115/.513	234/9.8		409/17.0
1970-1	23/	113-241/.468	49-65/.754	157/6.8		275/11.9
<b>TOTALS</b>	<b>71/</b>	<b>451-947/.476</b>	<b>176/289/.609</b>	<b>591/8.3</b>		<b>1078/15.2</b>

# Top 50 Career Scorers

31

Paul Judson

1013 pts./15.3 avg.



Year(s)	GP/GS	FGM-A/FG%	FTM-A/FT%	Reb/Avg	Ast/Avg	Pts/Avg
1953-4	22/	92-244/.379	62-79/.785			246/11.2
1954-5	22/	139-343/.405	85-119/.714			363/16.5
1955-6	22/	160-388/.412	84-113/.743			404/18.4
TOTALS	66/	391-975/.401	231-311/.743			1013/15.3

32

Govonor Vaughn

1001 pts./15.2 avg.




1957-8	22/	138-324/.426	55-61/.773			327/14.9
1958-9	21/	110-289/.381	43-67/.642	170/8.1		263/12.5
1959-60	23/	164-357/.460	83-96/.865	187/8.1		411/17.9
TOTALS	66/	412-970/.425	181-224/.808			1001/15.2

33

Derek Harper

977 pts./10.9 avg.



1980-1	29/27	104-252/.413	33-46/.717	75/2.6	156/5.4	241/8.3
1981-2	29/27	105-230/.457	34-45/.756	133/4.6	145/5.0	244/8.4
1982-3	32/32	198-369/.537	83-123/.675	112/3.5	118/3.7	492/15.4
TOTALS	90/86	407-851/.478	150-214/.701	320/3.6	419/4.7	977/10.9

34

Jim Dawson

976 pts./14.0 avg.



1964-5	22/	38-93/.409	11-18/.611	41/1.9		87/4.0
1965-6	24/	163-344/.474	42-59/.712	100/4.2		368/15.3
1966-7	24/	214-495/.432	93-122/.762	73/3.0		521/21.7
TOTALS	70/	415-932/.445	146-199/.734	214/3.1		976/14.0

35

George BonSalle

970 pts./17.3 avg.



1954-5	20/	98-251/.390	67-95/.705			263/13.2
1955-6	22/	156-368/.424	118-170/.694			430/19.5
1956-7	14/	104-253/.411	69-101/.683			277/19.8
TOTALS	56/	358-872/.411	254-366/.694			970/17.3

36

Bill Small

963 pts./13.6 avg.



1960-1	22/	73-174/.420	42-47/.894	56/2.5		188/8.5
1961-2	23/	133-317/.420	70-81/.864	90/3.9		336/14.6
1962-3	26/	179-380/.471	81-102/.794	120/4.6		439/16.9
TOTALS	71/	385-871/.442	193-230/.839	266/3.7		963/13.6

37

Perry Range

941 pts./8.0 avg.



1978-9	24/1	21-40/.525	14-21/.667	25/1.0	12/0.5	56/2.3
1979-80	35/13	90-178/.506	63-82/.768	85/2.4	64/1.8	243/6.9
1980-1	29/22	101-178/.567	65-89/.730	115/4.0	70/2.4	267/9.2
1981-2	29/29	146-280/.521	83-108/.769	128/4.4	71/2.4	375/12.9
TOTALS	117/65	358-676/.530	225-300/.750	353/3.0	217/1.9	941/8.0

38

Glynn Blackwell

937 pts./8.8 avg.



1984-5	10/0	8-24/.333	9-13/.692	11/1.1	10/1.0	25/2.5
1985-6	32/13	94-169/.556	18-27/.667	63/2.0	53/1.7	206/6.4
1986-7	31/19	*120-231/.519	61-70/.871	106/3.4	64/2.1	307/9.9
1987-8	33/25	#153-319/.480	83-111/.748	111/3.4	78/2.4	399/12.1
TOTALS	106/57	375-743/.505	171-221/.774	291/2.7	205/1.9	937/8.8

\* includes 6-of-15 three-point shooting # includes 10-of-44 three-point shooting

39

Jarrold Gee

924 pts./7.3 avg.




1994-5	31/6	73-160/.456	39-61/.639	106/3.4	7/0.2	185/6.0
1995-6	31/27	115-226/.509	35-76/.461	190/6.1	16/0.5	265/8.5
1996-7	32/16	86-159/.541	23-39/.590	123/3.8	21/0.7	195/6.1
1997-8	33/32	115-220/.523	49-77/.636	175/5.3	23/0.7	279/8.5
TOTALS	127/81	389-765/.508	146-253/.577	594/4.7	67/0.5	924/7.3

40

Mannie Jackson

922 pts./13.8 avg.



1957-8	22/	107-301/.355	31-51/.608			245/11.1
1958-9	22/	137-321/.426	25-42/.596	89/4.0		299/13.6
1959-60	23/	162-392/.413	54-86/.628	95/4.1		378/16.4
TOTALS	67/	406-1014/.400	110-179/.615	184/4.1		922/13.8

# Top 50 Career Scorers

**41** Don Ohl  
921 pts./14.0 avg.



Year(s)	GP/GS	FGM-A/FG%	FTM-A/FT%	Reb/Avg	Ast/Avg	Pts/Avg
1955-6	22/	57-170/.335	33-48/.688			147/6.7
1956-7	22/	145-344/.421	53-84/.631			343/15.6
1957-8	22/	183-454/.403	65-102/.637			431/19.6
<b>TOTALS</b>	<b>66/</b>	<b>385-968/.398</b>	<b>151-234/.645</b>			<b>921/14.0</b>

**42** Steve Bardo  
908 pts./7.0 avg.



1986-7	31/10	*42-102/.412	34-50/.680	92/3.0	85/2.7	119/3.8
1987-8	33/21	#80-178/.449	53-87/.609	138/4.2	125/3.8	216/6.5
1988-9	36/30	+94-212/.443	76-96/.792	144/4.0	148/4.1	292/8.1
1989-90	29/29	&99-225/.440	55-78/.705	178/6.1	137/4.7	281/9.7
<b>TOTALS</b>	<b>129/90</b>	<b>315-717/.439</b>	<b>218-311/.701</b>	<b>552/4.3</b>	<b>495/3.8</b>	<b>908/7.0</b>

\* includes 1-of-3 three-point shooting + includes 29-of-59 three-point shooting  
# includes 3-of-8 three-point shooting & includes 28-of-64 three-point shooting

**43** Rick Howat  
887 pts./12.9 avg.



1968-9	22/	34-82/.415	10-13/.769	14/0.6		78/3.5
1969-70	24/	147-291/.505	41-54/.759	66/2.7		335/13.9
1970-1	23/	190-391/.485	94-113/.832	67/2.9		474/20.6
<b>TOTALS</b>	<b>69/</b>	<b>371-764/.486</b>	<b>145-180/.806</b>	<b>147/2.1</b>		<b>887/12.9</b>

**44** T.J. Wheeler  
883 pts./9.0 avg.



1990-1	13/1	*18-38/.474	19-24/.792	28/2.2	20/1.5	59/4.5
1991-2	27/22	#84-197/.426	81-96/.844	111/4.1	72/3.3	278/10.3
1992-3	32/12	+85-185/.459	60-69/.870	110/3.4	75/2.3	257/8.0
1993-4	26/26	&99-213/.465	61-75/.813	119/4.6	97/3.7	289/11.1
<b>TOTALS</b>	<b>98/61</b>	<b>286-633/.452</b>	<b>221-264/.837</b>	<b>368/3.8</b>	<b>264/2.7</b>	<b>883/9.0</b>

\* includes 4-of-13 three-point shooting + includes 27-of-78 three-point shooting  
# includes 29-of-71 three-point shooting & includes 30-of-88 three-point shooting

**45** Matt Heldman  
874 pts./7.5 avg.



1994-5	21/1	*3-10/.300	12-14/.857	12/0.6	4/0.2	18/0.9
1995-6	31/11	#53-127/.417	39-44/.886	29/0.9	43/1.4	175/5.6
1996-7	32/26	+106-230/.461	46-60/.767	110/3.4	66/2.1	322/10.1
1997-8	33/33	&97-238/.408	98-114/.860	97/2.9	131/3.9	359/10.9
<b>TOTALS</b>	<b>117/71</b>	<b>259-605/.428</b>	<b>195-232/.840</b>	<b>248/2.1</b>	<b>161/1.4</b>	<b>874/7.5</b>

\* includes 0-of-2 three-point shooting + includes 64-of-153 three-point shooting  
# includes 30-of-78 three-point shooting & includes 67-of-165 three-point shooting

**46** Roger Taylor  
866 pts./13.7 avg.



1956-7	22/	88-228/.386	52-70/.743			228/10.4
1957-8	20/	97-223/.434	68-81/.840			262/13.1
1958-9	21/	158-350/.451	60-72/.833	68/3.2		376/17.9
<b>TOTALS</b>	<b>63/</b>	<b>343-801/.428</b>	<b>180-223/.807</b>			<b>866/13.7</b>

**47** Jeff Dawson  
865 pts./18.4 avg.



1972-3	24/24	182-406/.448	83-102/.814	68/2.8		447/18.6
1973-4	23/23	173-408/.424	72-88/.818	41/1.8	73/3.2	418/18.2
<b>TOTALS</b>	<b>47/47</b>	<b>355-814/.436</b>	<b>155-190/.789</b>	<b>109-2.3</b>		<b>865/18.4</b>

**48** Rennie Clemons  
863 pts./9.8 avg.



1990-91	31/28	*90-202/.446	76-121/.628	99/3.2	96/3.1	264/8.5
1991-92	28/25	#104-237/.439	93-126/.738	106/3.8	137/4.9	312/11.1
1992-93	29/27	+105-221/.475	71-113/.628	91/3.1	121/4.2	287/9.9
<b>TOTALS</b>	<b>88/80</b>	<b>299-660/.453</b>	<b>240-360/.667</b>	<b>296/3.4</b>	<b>354/4.0</b>	<b>863/9.8</b>

\* includes 8-of-18 three-point shooting + includes 6-of-16 three-point shooting  
# includes 11-of-32 three-point shooting

**49** Mike Price  
861 pts./12.0 avg.



1967-8	24/	71-211/.336	62-85/.729	123/5.1		204/8.5
1968-9	24/	120-254/.472	58-77/.753	163/6.8		298/12.4
1969-70	24/	135-301/.449	89-108/.824	220/9.2		359/14.9
<b>TOTALS</b>	<b>72/</b>	<b>326-766/.426</b>	<b>209-270/.774</b>	<b>506/7.0</b>		<b>861/12.0</b>

**50** Neil Bresnahan  
836 pts./9.2 avg.



1976-7	28/3	80-176/.455	46-61/.754	138/4.9	31/1.1	206/7.4
1977-8	27/25	94-200/.470	31-47/.660	195/7.2	68/2.5	219/8.1
1978-9	30/26	105-236/.445	40-56/.714	236/7.9	75/2.5	250/8.3
1979-80	35/5	67-136/.493	27-37/.730	121/3.5	64/1.8	161/4.6
<b>TOTALS</b>	<b>120/59</b>	<b>346-748/.462</b>	<b>144-201/.716</b>	<b>590/4.9</b>	<b>238/2.0</b>	<b>836/9.2</b>



# Individual Records

## Points

### Single Game

1. 53 Dave Downey at Indiana, 2/16/63
2. 46 Andy Kaufmann vs. Wisc.-Milwaukee, 12/3/90
3. 42 Dave Scholz vs. Northwestern, 2/24/68
4. 40 Andy Kaufmann vs. Eastern Illinois, 12/1/90  
Andy Phillip vs. Chicago, 3/1/43
6. 39 Deon Thomas at Ill.-Chicago, 12/30/91
- 39 Rich Adams vs. Arizona, 11/28/77
8. 38 John (Red) Kerr at Ohio State, 1/16/54  
Eddie Johnson vs. Long Beach State, 12/8/79  
Dave Scholz at Northwestern, 2/10/68

### Single Season

1. 668 Don Freeman, 1965-66
2. 660 Andy Kaufmann, 1990-91
3. 649 Nick Anderson, 1988-89
4. 641 Ken Norman, 1986-87
5. 622 Kiwane Garris, 1996-97
6. 610 Eddie Johnson, 1979-80
7. 600 Nick Weatherspoon, 1972-73
8. 596 Kenny Battle, 1988-89
9. 587 Deon Thomas, 1992-93
10. 584 Kevin Turner, 1997-98

### Career

1. 2129 Deon Thomas, 1991-94
2. 1948 Kiwane Garris, 1994-97
3. 1692 Eddie Johnson, 1978-81
4. 1653 Mark Smith, 1978-81
5. 1533 Andy Kaufmann, 1989-93
6. 1487 Efram Winters, 1983-86
7. 1481 Nick Weatherspoon, 1971-73
8. 1459 Dave Scholz, 1967-69
9. 1449 Don Freeman, 1964-66
10. 1409 Kendall Gill, 1987-90

NOTE - Some statistical categories have been recorded only in recent years. Records for the following categories only go back as far as the season in which they were first kept:

Fouls - 1926;

FG Att. - 1942;

FT Att. - 1942; Rebounds -

1959; Turnovers - 1968;

Assists - 1971; Blocked shots

- 1978; Steals - 1978;

Minutes - 1978;

Games - 1906

## Field Goals

### Single Game

1. 22 Dave Downey at Indiana, 2/16/63
2. 17 Andy Kaufmann vs. Eastern Illinois, 12/1/90
- 17 Eddie Johnson vs. Long Beach State, 12/8/79
4. 16 Deon Thomas at Ill.-Chicago, 12/30/91
- 16 Rich Adams vs. Arizona, 11/28/77
- 16 Nick Weatherspoon at Vanderbilt, 12/23/71
- 16 Greg Jackson vs. Michigan, 2/22/69
- 16 Dave Scholz at Northwestern, 2/10/68
- 16 Dave Scholz at Butler, 12/2/67
- 16 Don Freeman at Minnesota, 2/26/66
- 16 Rich Jones vs. Providence, 12/28/65
- 16 Andy Phillip vs. Chicago, 3/1/43

### Season

1. 266 Eddie Johnson, 1979-80
2. 262 Nick Anderson, 1988-89
3. 258 Don Freeman, 1965-66
4. 256 Ken Norman, 1986-87
5. 247 Nick Weatherspoon, 1972-73
6. 225 Andy Kaufmann, 1990-91
- 225 Deon Thomas, 1992-93
8. 223 Nick Anderson, 1987-88
- 223 Dave Scholz, 1967-68
10. 219 Skip Thoren, 1964-65
- 219 Eddie Johnson, 1980-81
- 219 Lowell Hamilton, 1988-89

### Career

1. 803 Deon Thomas, 1991-94
2. 753 Eddie Johnson, 1978-81
3. 608 Mark Smith, 1978-81
4. 602 Efram Winters, 1983-86
5. 598 Nick Weatherspoon, 1971-73
- 598 Dave Scholz, 1967-69
7. 572 Kiwane Garris, 1994-97
8. 566 Don Freeman, 1964-66
9. 558 Ken Norman, 1985-87
10. 545 Lowell Hamilton, 1986-89

## Opponents Individual Single-Game Records

Points	50	Von McDade, Wisconsin-Milwaukee (12/3/90)
Field Goals	21	Lew Alcindor (21-27), UCLA (1/29/67)
Three-Point Field Goals		
(min. 5 attempts)	9	Von McDade, Wisconsin-Milwaukee (12/3/90)
Free Throws	19	Ken Pannington (19-22), Butler (12/3/59)
Rebounds	26	Michael Graney, Notre Dame (1/24/59)
Assists	14	Tony Miller, Marquette (12/7/93)
	14	Quinn Buckner, Indiana (2/18/74)
Steals	7	Pat Baldwin, Northwestern (3/2/91)
Blocked Shots	8	Roy Rogers, Alabama (3/13/96)



Dave Downey's 53 points at Indiana has stood as the single-game school record for 37 years.



Deon Thomas' 2,129 career points and 803 career field goals both stand as Illini records.



# Individual Records



Ken Norman holds the field-goal percentage record for both season and career.



Andy Phillip's mark of 54 attempted field goals on March 1, 1943 is the oldest standing Illini record.

## Field Goal Attempts

### Single Game

1. 54 Andy Phillip vs. Chicago, 3/1/43
2. 34 Nick Weatherspoon vs. South Carolina, 1/27/72
- 34 Dave Downey at Indiana, 2/16/63
- 34 John Kerr vs. Alabama, 12/12/5
5. 33 Dave Scholz at Northwestern, 2/10/68
- 33 Jim Dawson at Purdue, 2/25/67
7. 32 Eddie Johnson vs. Long Beach State, 12/8/79
- 32 Greg Jackson vs. Michigan, 2/22/69
- 32 Jim Dawson at Northwestern, 1/10/67
- 32 Don Ohl vs. Wisconsin, 1/13/58

### Single Season

1. 595 Don Freeman, 1965-66
2. 576 Eddie Johnson, 1979-80
3. 541 Dave Scholz, 1967-68
4. 540 Nick Weatherspoon, 1972-73
5. 520 John Kerr, 1953-54
6. 512 Kevin Turner, 1997-98
7. 495 Jim Dawson, 1966-67
8. 487 Nick Anderson, 1988-89
9. 482 Andy Kaufmann, 1990-91
10. 477 Nick Weatherspoon, 1971-72

### Career

1. 1658 Eddie Johnson, 1991-94
2. 1400 David Scholz, 1967-69
3. 1393 Kiwane Garris, 1994-97
4. 1351 Nick Weatherspoon, 1971-73
5. 1336 Deon Thomas, 1991-94
6. 1281 John Kerr, 1952-54
7. 1276 Don Freeman, 1964-66
8. 1248 Dave Downey, 1961-63
9. 1221 Efrem Winters, 1983-86
10. 1183 Jerry Hester, 1994-98

## Field Goal Percentage

### Single Game

- (min. 10 attempts)
1. 1.000 Derek Harper (11-11) vs. Michigan State, 2/19/83
  2. .917 Anthony Welch (11-12) vs. Cal State-Chico, 12/4/84
  3. .909 Shelly Clark (10-11) at Northwestern, 1/7/95
  - .909 Deon Thomas (10-11) at Purdue, 3/13/94
  - .909 George Montgomery (10-11) at Iowa State, 1/3/83
  - .909 Rick Howat (10-11) vs. Ohio State, 1/10/70
  7. .900 Deon Thomas (9-10) vs. Vanderbilt, 11/27/92

- .900 Deon Thomas (9-10) vs. Northwestern, 2/4/91
9. .857 Deon Thomas (12-14) vs. Pittsburgh, 2/13/93
- .857 Andy Kaufmann (12-14) vs. Vanderbilt, 11/27/92

### Single Season

(min. 200 attempts)

1. .641 Ken Norman, 1985-86 (216-337)
2. .633 Deon Thomas, 1993-94 (207-327)
3. .606 Deon Thomas, 1992-93 (225-371)
4. .604 Kenny Battle, 1987-88 (197-341)
5. .585 Deon Thomas, 1991-92 (199-340)
6. .578 Ken Norman, 1986-87 (256-443)
- .578 Kenny Battle, 1988-89 (218-361)
- .578 Lowell Hamilton, 1986-87 (149-258)
9. .577 Deon Thomas, 1990-91 (172-298)
10. .572 Nick Anderson, 1987-88 (223-390)

### Career

(min. 500 attempts)

1. .609 Ken Norman, 1985-87 (558-916)
2. .601 Deon Thomas, 1991-94 (803-1336)
3. .591 Kenny Battle, 1988-89 (415-702)
4. .553 Nick Anderson, 1988-89 (485-877)
5. .534 Lowell Hamilton, 1986-89 (545-1020)
6. .530 Perry Range, 1979-82 (358-676)
7. .525 Mark Smith, 1978-81 (608-1158)
8. .518 George Montgomery, 1982-85 (323-623)
9. .516 Skip Thoren, 1963-65 (459-889)
10. .514 Tony Wysinger, 1984-87 (306-595)

## Free Throws

### Single Game

1. 19 Deon Thomas vs. Ohio State, 2/15/94
2. 17 Kiwane Garris vs. Ohio State, 3/5/97
- 17 Kiwane Garris at California, 12/3/96
4. 16 Kiwane Garris vs. Wisconsin, 2/27/94
- 16 Kiwane Garris vs. Ohio State, 2/15/94
6. 15 Kiwane Garris vs. Missouri, 12/20/95
- 15 Otho Tucker vs. Northwestern, 1/11/75
- 15 Jeff Dawson vs. Michigan State, 1/14/74
- 15 Don Freeman vs. West Virginia, 12/11/65
10. 14 Deon Thomas at Purdue, 2/11/92
- 14 Audie Matthews at Ohio State, 1/6/77
- 14 Matt Heldman vs. Clemson, 12/13/97

### Single Season

1. 204 Kiwane Garris, 1996-97



# Individual Records

2. 171 Don Sunderlage, 1950-51
3. 169 Andy Kaufmann, 1990-91
4. 161 Mark Smith, 1979-80
5. 152 Don Freeman, 1965-66
6. 151 Kiwane Garris, 1993-94
- 151 Kenny Battle, 1988-89
8. 148 Kiwane Garris, 1994-95
9. 144 Rick Schmidt, 1974-75
- 144 Deon Thomas, 1991-92

## Career

1. 615 Kiwane Garris, 1994-97
2. 522 Deon Thomas, 1991-94
3. 437 Mark Smith, 1978-81
4. 398 Andy Kaufmann, 1989-93
5. 317 Don Freeman, 1964-66
6. 296 Dave Downey, 1961-63
7. 287 John Kerr, 1952-54
8. 285 Nick Weatherspoon, 1971-73
9. 283 Kendall Gill, 1987-90
- 283 Efre Winters, 1983-86

## Most Consecutive Free Throws

1. 39 Kiwane Garris, 2/1-2/22/95
2. 32 Rob Judson, 2/3/79-1/26/80
3. 30 Efre Winters, 12/7/84-1/19/85

## Free Throw Attempts

### Single Game

1. 22 Deon Thomas vs. Ohio State, 2/15/94
- 22 Kiwane Garris vs. Missouri, 12/22/93
3. 20 Kiwane Garris vs. Wisconsin, 2/27/94
- 20 Kiwane Garris vs. Ohio State, 1/15/94
5. 19 Wally Osterkorn vs. St. Louis, 12/22/49
6. 18 Kiwane Garris vs. Ohio State, 3/5/97
- 18 Deon Thomas at Purdue, 2/11/92
- 18 Hiles Stout vs. Purdue, 2/23/57
9. 17 Kiwane Garris at California, 12/3/96
- 17 Otho Tucker vs. Northwestern, 1/11/75
- 17 Bill Burwell vs. Cornell, 12/23/61
- 17 John Kerr at Michigan State, 1/9/54

### Single Season

1. 245 Kiwane Garris, 1996-97
2. 218 Deon Thomas, 1991-92
- 218 Don Sunderlage, 1950-51
4. 214 John Kerr, 1953-54
5. 212 Deon Thomas, 1992-93
6. 203 Andy Kaufmann, 1990-91
7. 200 Kenny Battle, 1988-89
8. 197 Mark Smith, 1979-80
- 197 Don Freeman, 1965-66
10. 188 Kiwane Garris, 1993-94

## Career

1. 790 Deon Thomas, 1991-94
2. 741 Kiwane Garris, 1994-97
3. 559 Mark Smith, 1978-81
4. 493 Don Freeman, 1964-66
5. 492 Andy Kaufmann, 1989-93
6. 461 John Kerr, 1952-54
7. 403 Dave Downey, 1961-63
8. 398 Efre Winters, 1983-86
9. 393 Nick Weatherspoon, 1971-73
- 379 Dave Scholz, 1967-69
- 379 Kenny Battle, 1988-89

## Free Throw Percentage

### Single Game

(min. 10 attempts)

1. 1.000 Kiwane Garris (17-17) at California, 12/3/96
2. 1.000 Matt Heldman (14-14) vs. Clemson, 12/13/97
3. 1.000 Kendall Gill (13-13) vs. Minnesota, 2/8/90
- 1.000 Bill Burwell (13-13) at Indiana, 3/5/62
5. 1.000 Efre Winters (12-12) vs. New Mexico State, 12/8/84
6. 1.000 Rich Jones (11-11) vs. Indiana, 2/6/66
- 1.000 Andy Kaufmann (11-11) vs. Georgia Southern, 12/8/90
- 1.000 Kiwane Garris (11-11) vs. Iowa, 2/11/95
9. 1.000 Andy Kaufmann (10-10) at Minnesota, 2/10/91
- 1.000 Ken Norman (10-10) vs. Houston, 12/14/85
- 1.000 Scott Pierce (10-10) vs. Oregon State, 12/7/90
- 1.000 Perry Range (10-10) vs. Army, 12/11/81
- 1.000 C. J. Schroeder (10-10) vs. Northwestern, 2/5/72
- 1.000 Mark Smith (10-10) vs. Minnesota, 1/17/81
- 1.000 Craig Tucker (10-10) vs. Minnesota, 2/20/82
- 1.000 Tony Wysinger (10-10) at Pittsburgh, 12/6/86
- 1.000 Andy Kaufmann (10-10) vs. Missouri, 12/23/92
- 1.000 Kiwane Garris (10-10) vs. Indiana, 1/14/95

### Single Season

(min. 75 attempts)

1. .865 Govoner Vaughn, 1959-60 (83-96)
2. .864 Bill Small, 1961-62 (70-81)
3. .862 Kiwane Garris, 1995-96 (112-130)
4. .860 Matt Heldman, 1997-98 (98-114)



*Tony Wysinger is one of 14 different Illini players who have been perfect from the line in a game while taking at least 10 attempts.*



*Govoner Vaughn shot 86.5 percent from the line in 1959-60, a school record.*

# Individual Records



Kevin Turner nailed an Illinois-best eight three-pointers at UCLA on Dec. 30, 1997.



Cory Bradford broke the school record for single-season three-point baskets with 85 in 1998-99. He is ninth on the career list.

5. .844 T.J. Wheeler, 1991-92 (81-96)
6. .840 Roger Taylor, 1957-58 (68-81)
7. .833 Kiwane Garris, 1996-97 (204-245)
- .833 Andy Kaufmann, 1990-91 (169-203)
- .833 Craig Tucker, 1981-82 (110-132)
10. .831 Kiwane Garris, 1994-95 (148-178)

## Career

(min. 140 attempts)

1. .875 Rob Judson, 1977-80 (126-144)
2. .840 Matt Heldman, 1995-98 (195-232)
3. .839 Bill Small, 1961-63 (193-230)
4. .837 T.J. Wheeler, 1991-94 (221-264)
5. .830 Kiwane Garris, 1994-97 (615-741)
6. .827 Tony Wysinger, 1984-87 (158-191)
7. .823 Craig Tucker, 1981-82 (186-226)
8. .816 Jeff Dawson, 1973-74 (155-190)
9. .809 Andy Kaufmann, 1989-93 (398-492)
10. .808 Govoner Vaughn, 1958-60 (181-224)

## Three-Point Field Goals Made

### Single Game

1. 8 Kevin Turner at UCLA, 12/30/97
2. 7 Andy Kaufmann vs. Missouri, 12/19/90
- 7 Kevin Turner vs. Indiana 1/3/98
- 7 Cory Bradford vs. Wisconsin, 2/6/99
5. 6 Kevin Turner vs. Ohio State, 3/5/97
- 6 Richard Keene vs. Iowa, 2/24/96
- 6 Jerry Hester vs. Indiana, 1/14/95
- 6 Tom Michael vs. New Mexico State, 11/28/92; vs. Ohio State, 1/30/92
- 6 T.J. Wheeler vs. Iowa, 2/23/92
- 6 Doug Altenberger vs. Indiana, 3/1/87; vs. Purdue, 2/23/87; vs. Wisconsin, 2/7/87; at Pittsburgh, 12/6/86
- 6 Cory Bradford vs. Kansas, 12/19/98; vs. Ohio State, 1/30/99; vs. Minnesota, 3/4/99; vs. Michigan State, 3/7/99

### Single Season

1. 85 Cory Bradford, 1998-99
2. 78 Kevin Turner, 1997-98
3. 76 Kiwane Garris, 1996-97
- 76 Doug Altenberger, 1986-87
5. 75 Tom Michael, 1991-92
6. 69 Richard Keene, 1995-96
7. 67 Matt Heldman, 1997-98
8. 64 Matt Heldman, 1996-97
9. 63 Richard Keene, 1994-95
10. 62 Kevin Turner, 1996-97

### Career

1. 237 Richard Keene, 1993-96
2. 189 Kiwane Garris, 1994-97
3. 179 Kevin Turner, 1995-98
4. 161 Matt Heldman, 1995-98
5. 149 Tom Michael, 1991-94
6. 143 Jerry Hester, 1994-98
7. 105 Andy Kaufmann, 1989-93

8. 90 T.J. Wheeler, 1991-94
9. 85 Cory Bradford, 1999-Present
10. 82 Kendall Gill, 1987-90

## Three-Point Field Goal Attempts

### Single Game

1. 16 Kevin Turner vs. Indiana, 1/3/98
2. 14 Cory Bradford at Michigan State, 2/11/99
- 14 Andy Kaufmann vs. Missouri, 12/19/90
4. 13 P.J. Bowman vs. Iowa, 2/5/89
- 13 Doug Altenberger vs. Purdue, 2/23/87
- 13 Kevin Turner at UCLA, 12/30/97
7. 12 Kiwane Garris vs. Iowa, 2/9/97
- 12 Richard Keene vs. Iowa, 2/24/96
- 12 Richard Keene vs. Missouri, 12/22/94
- 12 Tom Michael vs. Connecticut, 1/4/92
- 12 Tom Michael at Temple, 12/10/91

### Single Season

1. 212 Kevin Turner, 1997-98
2. 205 Cory Bradford, 1998-99
3. 197 Kiwane Garris, 1996-97
4. 186 Richard Keene, 1995-96
5. 173 Richard Keene, 1994-95
6. 165 Matt Heldman, 1997-98
7. 160 Doug Altenberger, 1986-87
8. 157 Kevin Turner, 1996-97
9. 153 Matt Heldman, 1996-97
10. 152 Tom Michael, 1991-92

### Career

1. 617 Richard Keene, 1993-1996
2. 520 Kiwane Garris, 1994-97
3. 496 Kevin Turner, 1995-98
4. 398 Matt Heldman, 1995-98
5. 394 Jerry Hester, 1994-98
6. 332 Tom Michael, 1991-94
7. 276 Andy Kaufmann, 1989-93
8. 250 T.J. Wheeler, 1991-94
9. 219 Kendall Gill, 1987-90
10. 205 Cory Bradford, 1999-Present

## Three-Point Field Goal Percentage

### Single Game

(min. 7 attempts)

1. 1.000 Doug Altenberger (6-6) vs. Wisconsin, 2/7/87
2. .833 Richard Keene (5-6) at Iowa, 2/1/95
- .833 Kiwane Garris (5-6) at Indiana, 3/1/94
4. .750 Tom Michael (6-8) vs. Ohio State, 1/30/92
5. .714 Kevin Turner (5-7) vs. Texas-Pan American, 12/2/97
- .714 Kevin Turner (5-7) vs. Minnesota, 1/14/97
- .714 Matt Heldman (5-7) vs. Virginia Tech, 12/1/96



# Individual Records

- .714 Kiwane Garris (5-7)  
vs. Northwestern, 2/14/96
- .714 Richard Keene (5-7)  
vs. Ball State, 12/9/95
- .714 Kiwane Garris (5-7)  
at Ohio State, 3/11/95
- .714 Richard Keene (5-7) vs. Iowa, 2/4/93
- .714 Tom Michael (5-7) vs. Indiana, 2/4/92
- .714 Kendall Gill (5-7) vs. Dayton, 3/15/90

## Single Season

(min. 40 attempts)

1. .493 Tom Michael, 1991-92 (75-152)
2. .492 Stephen Bardo, 1988-89 (29-59)
3. .475 Doug Altenberger, 1986-87 (76-160)
4. .467 Tony Wysinger, 1986-87 (29-60)
5. .458 Kendall Gill, 1988-89 (38-83)
6. .449 Andy Kaufmann, 1989-90 (22-49)
7. .438 Stephen Bardo, 1989-90 (28-64)
8. .425 Richard Keene, 1993-94 (48-113)
9. .423 Tom Michael, 1993-94 (30-71)
10. .418 Matt Heldman, 1996-97 (64-153)

## Career

(min. 50 attempts)

1. .475 Doug Altenberger, 1983-87 (76-160)
2. .467 Tony Wysinger, 1984-87 (29-60)
3. .455 Stephen Bardo, 1987-90 (61-134)
4. .449 Tom Michael, 1991-94 (149-332)
5. .405 Matt Heldman, 1995-98 (161-398)
6. .384 Richard Keene, 1993-96 (237-617)
7. .380 Andy Kaufmann, 1989-93 (105-276)
8. .379 Rennie Clemons, 1991-93 (25-66)
9. .375 P.J. Bowman, 1988-90 (45-120)
10. .374 Kendall Gill, 1987-90 (82-219)

## Rebounds

### Single Game

1. 24 Skip Thoren at UCLA, 12/28/63
2. 23 Nick Weatherspoon  
vs. Michigan, 3/2/71
3. 22 Nick Weatherspoon  
vs. DePauw, 12/2/72
- 22 Deon Flessner  
vs. Georgia Tech, 12/30/66
- 22 Skip Thoren at Villanova, 12/29/64
- 22 Skip Thoren at Kentucky, 12/19/64
7. 21 Rich Jones at Northwestern, 3/7/66
- 21 Skip Thoren vs. Indiana, 1/4/65
- 21 Bill Burwell at Wisconsin, 2/19/62
- 21 Dave Downey  
vs. Creighton, 12/12/61

### Single Season

1. 349 Skip Thoren, 1964-65
2. 331 Skip Thoren, 1963-64
3. 310 Eddie Johnson, 1979-80
4. 303 Ken Norman, 1986-87
5. 295 Nick Weatherspoon, 1972-73
6. 285 Nick Anderson, 1988-89
- 285 Don Freeman, 1965-66

8. 269 Dave Downey, 1961-62
9. 267 Eddie Johnson, 1980-81
- 267 Dave Downey, 1960-61

## Career

1. 853 Efrem Winters, 1983-86
2. 846 Deon Thomas, 1991-94
3. 831 Eddie Johnson, 1978-81
4. 830 Skip Thoren, 1963-65
5. 806 Nick Weatherspoon, 1971-73
6. 790 Dave Downey, 1961-63
7. 742 Don Freeman, 1964-66
8. 723 Mark Smith, 1978-81
9. 703 Bill Burwell, 1961-63
10. 690 Neil Bresnahan, 1977-80

## Assists

### Single Game

1. 16 Tony Wysinger at Pittsburgh, 12/6/86
2. 15 Bruce Douglas vs. Houston, 12/14/83
3. 13 Kiwane Garris  
vs. Virginia Tech, 12/1/96
- 13 Bruce Douglas vs. Minnesota, 3/9/85
5. 12 Kiwane Garris vs. USC 3/14/97
- 12 Richard Keene vs. UIC, 12/4/93
- 12 Rennie Clemons  
vs. Oregon State, 12/7/90
- 12 Bruce Douglas  
vs. Wisconsin, 3/10/83
- 12 Bruce Douglas  
vs. Texas A&M, 11/27/82
- 12 Derek Harper  
vs. Michigan, 1/30/82
- 12 Derek Harper  
vs. Northwestern, 3/7/81
- 12 Derek Harper at Purdue, 2/28/81

### Single Season

1. 200 Bruce Douglas, 1984-85
2. 199 Bruce Douglas, 1985-86
3. 192 Tony Wysinger, 1986-87
4. 189 Bruce Douglas, 1982-83
5. 180 Kiwane Garris, 1996-97
6. 177 Bruce Douglas, 1983-84
7. 157 Larry Smith, 1988-89
8. 156 Derek Harper, 1980-81
9. 148 Stephen Bardo, 1988-89
10. 145 Derek Harper, 1981-82

## Career

1. 765 Bruce Douglas, 1983-86
2. 502 Kiwane Garris, 1994-97
3. 495 Stephen Bardo, 1987-90
4. 459 Richard Keene, 1993-96
5. 419 Derek Harper, 1981-83
6. 397 Larry Smith, 1987-91
7. 385 Tony Wysinger, 1984-87
8. 354 Rennie Clemons, 1991-93
9. 352 Kendall Gill, 1987-90
10. 350 Mark Smith, 1978-81



*Skip Thoren holds two school records: single-game and single-season rebounds.*



*Bruce Douglas dished out a career-high 15 assists against Houston on Dec. 14, 1983.*

# Individual Records



Sergio McClain's 71 steals in 1998-99 rank seventh in the Illini record book.



Derek Holcomb blocked a school-record 86 shots in 1978-79, an average of 2.96 per game.

## Minutes

### Single Game

1. 60 Bruce Douglas vs. Michigan, 1/28/84
2. 55 Doug Altenberger vs. Oregon, 11/25/84
- 55 Quinn Richardson vs. Michigan, 1/28/84
- 55 Efrem Winters vs. Michigan, 1/28/84
- 54 Doug Altenberger vs. Michigan, 1/28/84
6. 53 Bruce Douglas vs. Oregon, 11/25/84
7. 52 Anthony Welch vs. Oregon, 11/25/84
8. 51 Kiwane Garris vs. Missouri, 12/22/93
- 51 George Montgomery vs. Michigan, 1/28/84
10. 50 Bruce Douglas at Iowa, 2/2/84

### Single Season

1. 1215 Eddie Johnson, 1979-80
2. 1203 Matt Heldman, 1997-98
3. 1182 Derek Harper, 1982-83
4. 1174 Bruce Douglas, 1984-85
5. 1127 Cory Bradford, 1998-99
6. 1125 Nick Anderson, 1988-89
7. 1124 Doug Altenberger, 1983-84
8. 1113 Doug Altenberger, 1984-85
- 1113 Bruce Douglas, 1983-84
10. 1112 Ken Norman, 1986-87

### Career

1. 4373 Bruce Douglas, 1983-86
2. 4033 Efrem Winters, 1983-86
3. 3803 Kiwane Garris, 1994-97
4. 3799 Deon Thomas, 1991-94
5. 3730 Doug Altenberger, 1984-87
6. 3629 Eddie Johnson, 1978-81
7. 3517 Mark Smith, 1978-81
8. 3464 Jerry Hester, 1994-98
9. 3460 Richard Keene, 1993-96
10. 3394 Stephen Bardo, 1987-90

### Career Consecutive Starts

1. 85 Richard Keene, 1993-96
2. 84 Audie Matthews, 1975-78
3. 72 Eddie Johnson, 1978-81

## Steals

### Single Game

1. 8 Bruce Douglas at Purdue, 2/25/84
2. 7 Kendall Gill vs. Iowa, 3/4/90
- 7 Kenny Battle vs. Michigan, 3/9/88
- 7 Kendall Gill vs. Eastern Illinois, 12/8/86
- 7 Bruce Douglas at Michigan, 1/8/86
- 7 Bruce Douglas vs. Wisconsin-Green Bay, 12/4/85
- 7 Bruce Douglas vs. Northwestern, 2/14/85
- 7 Bruce Douglas vs. Northwestern, 2/8/84

- 7 Derek Harper vs. Michigan, 2/17/83
8. 6 (14 times)

### Single Season

1. 89 Kenny Battle, 1988-89
2. 88 Bruce Douglas, 1985-86
3. 85 Bruce Douglas, 1984-85
4. 78 Bruce Douglas, 1982-83
5. 73 Bruce Douglas, 1983-84
6. 72 Kenny Battle, 1987-88
- 72 Derek Harper, 1982-83
7. 71 Sergio McClain, 1998-99
8. 67 Derek Harper, 1981-82
9. 65 Kendall Gill, 1987-88

### Career

1. 324 Bruce Douglas, 1983-86
2. 218 Kendall Gill, 1987-90
3. 178 Derek Harper, 1981-83
4. 161 Kenny Battle, 1988-89
- 161 Mark Smith, 1978-81
6. 135 Stephen Bardo, 1987-90
7. 133 Doug Altenberger, 1983-87
8. 127 Rennie Clemons, 1991-93
9. 125 Richard Keene, 1993-96
10. 115 Glynn Blackwell, 1985-88

## Blocked Shots

### Single Game

1. 11 Derek Holcomb vs. South Carolina, 12/8/78
2. 7 Deon Thomas vs. Northwestern, 2/26/92
- 7 Derek Holcomb vs. Centenary, 12/9/78
4. 6 James Griffin vs. Wisconsin, 2/4/82
- 6 Derek Holcomb at Northwestern, 1/8/81
- 6 James Griffin vs. Denver, 11/28/78
7. 5 (12 times)

### Single Season

1. 86 Derek Holcomb, 1978-79
2. 56 James Griffin, 1981-82
3. 54 Deon Thomas, 1990-91
4. 48 Ken Norman, 1986-87
5. 46 Derek Holcomb, 1979-80
6. 44 Deon Thomas, 1991-92
7. 42 Derek Holcomb, 1980-81
- 42 Deon Thomas, 1992-93
9. 37 James Griffin, 1979-80
- 37 Deon Thomas, 1993-94

### Career

1. 177 Deon Thomas, 1991-94
2. 174 Derek Holcomb, 1979-81
3. 156 James Griffin, 1979-82
4. 103 Efrem Winters, 1983-86
5. 89 Ken Norman, 1985-87
6. 87 Lowell Hamilton, 1986-89
7. 85 Scott Meents, 1983-86
8. 79 Jarrod Gee, 1995-98
9. 60 Nick Anderson, 1988-89
10. 59 Mark Smith, 1978-81



# Team Records

## Single Game Records



Doug Altenberger was a perfect 6-of-6 from three-point range against Wisconsin on Feb. 17, 1987.

NOTE - Some statistical categories have been recorded only in recent years. Records for the following categories only go back as far as the season in which they were first kept: Fouls - 1926; FG Att. - 1942; FT Att. - 1942; Rebounds - 1959; Turnovers - 1968; Assists - 1971; Blocked shots - 1978; Steals - 1978; Minutes - 1978; Games - 1906

Most Points	127
Most Field Goals	53
.....	53
Most Field-Goal Attempts	132
Best Field-Goal Accuracy	.691
Most Three-Point Goals	14
Most Three-Point Attempts	34
Best Three-Point Accuracy (12 att. min.)	.667
Most Free Throws	38
Most Free-Throw Attempts	52
Best Free-Throw Accuracy (12 att. min.)	1.000
.....	1.000
Most Rebounds	79
Most Turnovers	31
Most Assists	35
.....	35
Most Steals	20
.....	20
Most Blocked Shots	14
Most Personal Fouls	33
.....	33
Most Men Fouled Out	5
.....	5
Highest Winning Score	127
Highest Losing Score	107
Lowest Winning Score (Modern era)	38
Lowest Losing Score (Modern era)	31
Largest Victory Margin (Home)	.69
Largest Victory Margin (Away)	.42
Longest Winning Streak	25 games
Longest Winning Streak to Open Season	17 games
Longest Losing Streak	11 games

Illinois vs. Louisiana State (100)	12/22/88 (A)
Illinois (53-78) vs. LSU (36-72)	12/22/88 (A)
Illinois (53-92) vs. Long Island (28-85)	3/10/82 (H)
Illinois (31-132) vs. Colgate (20-75)	2/30/48 (H)
Illinois (38-55) vs. Wis.-Green Bay (16-48)	12/4/85 (H)
Illinois (14-34) vs. Iowa (8-18)	2/24/96 (H)
Illinois (14-34) vs. Iowa (8-18)	2/24/96 (H)
Illinois (8-12) vs. Ohio State (7-18)	3/6/93 (H)
Illinois (38-52) vs. Texas (18-29)	12/20/97 (H)
Illinois (38-52) vs. Texas (18-29)	12/20/97 (H)
Illinois (16-16) vs. Wisconsin (11-15)	1/17/85 (A)
Illinois (24-24) vs. Penn State (8-16)	1/21/93 (H)
Illinois (79) vs. Wisconsin (51)	2/16/59 (H)
Illinois (31) 62 vs. Minnesota (14)	3/4/72 (A)
Illinois (35) vs. Long Island (16)	3/10/82 (H)
Illinois (35) vs. Utah State (11)	12/7/85 (H)
Illinois (20) vs. Texas-Arlington (9)	11/24/78 (H)
Illinois (20) vs. Purdue (10)	2/23/87 (H)
Illinois (14) vs. Denver (1)	11/28/78 (H)
Illinois (33) vs. Purdue (40)	3/1/52 (A)
Illinois (33) vs. Iowa (29)	1/15/77 (H)
Illinois (5) vs. Iowa (1)	2/9/52 (A)
Illinois (5) vs. Purdue (6)	3/1/52 (A)
Illinois 127 vs. Louisiana State 100	12/22/88 (A)
Illinois 107 vs. Missouri 108 (3OT)	12/22/93 (N)
Illinois 38 vs. Wisconsin 31	1/1/46 (A)
Illinois 31 vs. Minnesota 34	1/6/47 (H)
Illinois 121 vs. Chicago State 52	12/18/93 (H)
Illinois 86 vs. Northwestern 44	2/27/43 (A)
2/21/14 thru 2/9/16	
11/26/88 - 1/26/89	
1/12/74 thru 2/18/74	

## Team Season

Most Points	3,110	1988-89 (36 games, 86.4 avg.)
Most Field Goals	1,200	1988-89 (36 games, 1200-2340)
Most Field-Goal Attempts	2,340	1988-89 (36 games, 1200-2340)
Best Field-Goal Accuracy	.544	1985-86 (32 games, 990-1828)
Most Three-Point Goals	238	1996-97 (32 games, 238-632)
Most Three-Point Attempts	632	1996-97 (32 games, 238-632)
Best Three-Point Accuracy	.461	1986-87 (31 games, 112-243)
Most Free Throws	580	1990-91 (31 games, 580-850)
Most Free-Throw Attempts	850	1990-91 (31 games, 580-850)
Best Free-Throw Accuracy	.744	1996-97 (32 games, 514-691)
Most Rebounds	1,349	1962-63 (26 games, 51.9 avg.)
Most Turnovers	566	1998-99 (32 games, 17.7 avg.)
Most Personal Fouls	705	1979-80 (35 games, 20.1 avg.)
Most Men Fouled Out	30	1976-77 (30 games, 1.0 avg.)
Most Assists	639	1988-89 (36 games, 17.8 avg.)
Most Blocked Shots	162	1978-79 (30 games, 5.4 avg.)
Most Steals	341	1988-89 (36 games, 9.5 avg.)

## All-Time Big Ten Standings

Team (started Big Ten play)	Wins	Losses	Pct.	Years	Games
Indiana (1905)	752	511	.595	92a	1263
Purdue (1905)	767	530	.591	94	1297
Illinois (1905)	749	565	.570	94	1314
Michigan (1917)	629	549	.534	82	1178
Ohio State (1912)	623	603	.508	87	1226
Iowa (1908)	623	598	.510	87b	1221
Michigan State (1950)	404	382	.514	48	786
Minnesota (1905)	632	673	.484	92	1305
Wisconsin (1905)	576	736	.439	94	1312
Chicago (1905)	168	296	.362	40c	464
Penn State (1993)	45	77	.369	7	122
Northwestern (1908)	408	856	.323	91	1264

a - missed 1906-07 season;  
b - missed 1907-08 season;  
c - Missed 1944-45 season, dropped out of conference after 1945-46 season.



# Team Records

## Opponent Records (Team)

Most Points . . . . .	120	UCLA 120 vs. Illinois 82	1/29/67 (N)
Most Field Goals . . . . .	56	UCLA (56-105) vs. Illinois (32-76)	1/29/67 (N)
Most Field-Goal Attempts . . . . .	105	UCLA (56-105) vs. Illinois (32-76)	1/29/67 (N)
Best Field-Goal Accuracy . . . . .	.697	Indiana (23-33) vs. Illinois (24-59)	3/5/83 (A)
Most Three-Point Goals . . . . .	15	Wisconsin-Milwaukee (15-41) vs. Illinois (8-13)	12/3/90 (H)
Most Three-Point Attempts . . . . .	41	Wisconsin-Milwaukee (15-41) vs. Illinois (8-13)	12/3/90 (H)
Best Three-Point Accuracy . . . . .	.900	Wisconsin (9-10) vs. Illinois (3-33)	1/25/97 (H)
Most Free Throws . . . . .	41	Wisconsin (41-54) vs. Illinois (20-34)	1/1/55 (H)
Most Free-Throw Attempts . . . . .	54	Wisconsin (41-54) vs. Illinois (20-34)	1/1/55 (H)
Best Free-Throw Accuracy(10 att. min.) . . . . .	1.000	Ohio St. (10-10) vs. Illinois (21-27)	2/17/73 (H)
.....	1.000	Michigan St. (18-18) vs. Illinois (7-8)	1/12/86 (A)
.....	1.000	Northwestern (15-15) vs. Illinois (11-24)	2/26/92 (H)
Most Rebounds . . . . .	74	Indiana (74) vs. Illinois (47)	2/25/61 (A)
Most Turnovers . . . . .	37	Indiana (37) vs. Illinois (28)	2/12/73 (A)
Most Personal Fouls . . . . .	41	Dayton (41) vs. Illinois (23)	3/21/52 (N)
Most Men Fouled Out . . . . .	6	Purdue (6) vs. Illinois (5)	3/1/52 (A)



*Lowell Hamilton scored 24 points in the Illini's 127-100 win over LSU on Dec. 22, 1988.*

## Team Records (Single game, both teams)

Most Points . . . . .	236	Illinois 120 vs. Wisconsin-Milwaukee 116	12/3/90 (H)
Most Field Goals . . . . .	92	Illinois (46-84) vs. Arizona (46-90)	11/28/77 (H)
Most Field-Goal Attempts . . . . .	207	Illinois (31-132) vs. Colgate (20-75)	12/30/48 (H)
Best Field-Goal Accuracy . . . . .	.601	Michigan (45-68) vs. Illinois (38-70)	2/23/78 (A)
Most Free Throws . . . . .	69	Illinois (36-48) vs. Northwestern (33-47)	2/5/55 (H)
Most Free-Throw Attempts . . . . .	95	Illinois (36-48) vs. Northwestern (33-47)	2/5/55 (H)
Best Free-Throw Accuracy . . . . .	.962	Illinois (7-8) vs. Michigan State (18-18)	1/12/86 (A)
Most Rebounds . . . . .	130	Illinois (79) vs. Wisconsin (51)	2/16/59 (H)
Most Turnovers . . . . .	65	Indiana (37) vs. Illinois (28)	2/12/73 (A)
Most Personal Fouls . . . . .	73	Illinois (33) vs. Purdue (40)	3/1/52 (A)
Most Men Fouled Out . . . . .	11	Illinois (5) vs. Purdue (6)	3/1/52 (A)

## Team Records (Season, both teams)

Most Points . . . . .	5760	1989 (36 games) Illinois 3110, Opponent 2650
Most Field Goals . . . . .	2227	1989 (36 games) Illinois 1200-2340/Opponent 1027-2228
Most Field-Goal Attempts . . . . .	4568	1989 (36 games) Illinois 1200-2340/Opponent 1027-2228
Best Field-Goal Accuracy . . . . .	.487	1989 (36 games) (2227-4568) Illinois 1200-2340/Opponent 1027-2228
Most Free Throws . . . . .	1108	1956 (22 games) Illinois 534-725/Opponent 574-813
Most Free-Throw Attempts . . . . .	1538	1956 (22 games) Illinois 534-725/Opponent 574-813
.....		1991 (31 games) Illinois 580-850/Opponent 473-688
Best Free-Throw Accuracy . . . . .	.732	1963 (26 games, 972-1327) Illinois 491-670/Opponent 481-657
Most Rebounds . . . . .	2620	1963 (26 games, 100.8 avg.) Illinois 1349/Opponent 1217
Highest Rebound Average . . . . .	110.7	1959 (22 games, 2435) Illinois 1179/Opponent 2117
Most Turnovers . . . . .	1983	(34.1 avg) (33 games, 34.1 avg.) Illinois 500/Opponent 625
Most Personal Fouls . . . . .	1406	1980 (35 games, 40.2 avg.) Illinois 705/Opponent 701
Most Men Foul Out . . . . .	53	1980 (35 games, 1.5 avg.) Illinois 25, Opponent 28



# Assembly Hall Records

## Individual Single Game

Most Points by an Illinois player . . . . .	46	Andy Kaufmann vs. Wisconsin-Milwaukee	12/3/90
Most Points by an Opponent . . . . .	50	Von McDade (Wisconsin-Milwaukee)	12/3/90
Most Field Goals . . . . .	19	Rudy Tomjanovich (Michigan) (19-27)	2/22/69
Most Field-Goal Attempts . . . . .	44	Von McDade (Wisconsin-Milwaukee) (15-44)	12/3/90
Best Field-Goal Accuracy (10 att. min.) . . . . .	1.000	Ken Norman (Illinois) vs. Houston (10-10)	12/14/85
Most Three-Point Goals . . . . .	9	Derek Harper (Illinois), vs. Michigan State (11-11)	2/19/83
Most Three-Point Field Goal Attempts . . . . .	22	Von McDade (Wisconsin-Milwaukee)	12/3/90
Best Three-Point Field Goal Accuracy (minimum 5 attempts) . . . . .	1.000	Von McDade (Wisconsin-Milwaukee)	12/3/90
Most Free Throws . . . . .	17	Doug Altenberger (Illinois) vs. Wisconsin (6-6)	2/17/87
Best Free-Throw Accuracy (10 att. min.) . . . . .	1.000	Kiwane Garris (Illinois) vs. Ohio State (17-18)	3/5/97
Most Rebounds . . . . .	23	Wayne Radford (Indiana) vs. Illinois (17-19)	3/2/78
Most Assists . . . . .	23	C. J. Kupec (Michigan) (14-14)	1/2/75
Most Steals . . . . .	7	Nick Weatherspoon (Illinois) vs. Michigan	3/2/71
Most Blocks . . . . .	11	Joe Franklin (Wisconsin)	12/19/66
Most Minutes . . . . .	60	Bruce Douglas (Illinois) vs. Houston	12/14/85
		Kendall Gill (Illinois) vs. Eastern Illinois	3/4/90
		Kenny Battle (Illinois) vs. Michigan	3/9/88
		Bruce Douglas (Illinois) vs. Iowa	12/8/86
		Derek Holcomb (Illinois) vs. South Carolina	12/8/78
		Bruce Douglas (Illinois) vs. Michigan	1/28/84

## Attendance

<b>High Attendance for Game</b>		
16,863	Illinois 66, Minnesota 67	3/9/96
<b>Low Attendance for Game</b>		
3,016	Illinois 90, North Dakota St. 73	12/8/75
<b>High Attendance for Season</b>		
271,375	1979-80 (19 games, 14,283 avg.)	
<b>Low Attendance for Season</b>		
72,949	1973-74 (11 games, 6,632 avg.)	
<b>Consecutive Sellouts</b>		
32	first, vs. Michigan (1/14/89); 32nd vs. Iowa (3/4/90)	

## Illinois Attendance

Season	Record	Attendance	Average Attendance	High Game	Sell-outs
1962-63	2-0	32,144	16,072	16,137	
1963-64	7-3	143,650	14,365	16,128	1
1964-65	9-1	115,256	11,526	16,128	2
1965-66	7-3	79,661	7,966	9,838	0
1966-67	8-1	73,654	8,184	11,047	0
1967-68	4-5	80,203	8,911	12,857	0
1968-69	12-0	165,254	13,771	16,128	5
1969-70	7-4	157,206	14,291	16,128	5
1970-71	6-5	177,408	16,128	16,128	11
1971-72	7-3	136,972	13,697	16,017	0
1972-73	10-1	109,433	9,948	11,892	0
1973-74	4-7	72,949	6,632	7,771	0
1974-75	5-7	96,773	8,064	14,127	0
1975-76	11-4	106,444	7,096	16,128	1
1976-77	10-4	106,139	7,581	11,172	0
1977-78	9-5	122,071	8,719	11,938	0
1978-79	7-6	184,715	14,209	16,503	5
1979-80	14-5	271,375	14,283	16,647	6
1980-81	12-2	217,330	15,523	16,663	9
1981-82	12-4	244,908	15,306	16,768	6
1982-83	13-2	194,384	12,958	15,386	0
1983-84	13-2	194,145	12,943	16,166	3
1984-85	15-0	235,736	15,715	16,764	7
1985-86	12-3	200,205	14,300	16,676	5
1986-87	13-2	227,641	15,176	16,793	5
1987-88	13-3	245,895	15,368	16,712	7
1988-89	17-0	262,215	15,424	16,563	9
1989-90	13-1	224,443	16,031	16,289	4
1990-91	12-4	217,003	13,563	16,321	1
1991-92	11-5	207,995	13,000	16,281	0
1992-93	12-4	213,949	13,372	16,321	3
1993-94	15-1	240,301	15,019	16,321	5
1994-95	11-3	221,772	15,841	16,450	5
1995-96	10-5	236,674	15,778	16,863	5
1996-97	12-2	193,364	13,812	16,450	3
1997-98	13-1	191,689	13,692	16,450	5
1998-99	5-8	171,246	13,173	16,450	1
37 years	373-115	6,372,202	13,058	16,863	119



Andy Kaufmann's 46 points against Wisconsin-Milwaukee on Dec. 3, 1990 are the most ever scored by an Illini player at Assembly Hall.



# Assembly Hall Records

## Illinois Team Highs

Most Points, Game	126
Most Points, One Half	75
Most Field Goals	53
Most Field-Goal Attempts	97
Best Field-Goal Accuracy	.678
Most Three-Point Goals	14
Most Three-Point Field Goal Attempts	34
Best Three-Point Field Goal Accuracy	.875
Most Free Throws	38
Most Free-Throw Attempts	52
Best Free-Throw Accuracy	.962
Most Rebounds	70
Most Assists	41
Most Steals	20
.....	20
Most Blocks	14
Most Turnovers	26
Most Personal Fouls	33
Most Men Fouled Out	4
Highest Winning Score	126
Highest Losing Score	89
Widest Victory Margin	56
Longest Winning Streak	31
Longest Losing Streak	4
.....	4
.....	4
.....	4

Illinois 126 vs. Long Island 78	3/10/8
(2nd Half) Illinois 121 vs. Michigan State 46	3/9/65
Illinois (53-92) vs. Long Island (28-85)	3/10/82
Illinois (43-97) vs. Rice (25-63)	12/22/75
Illinois (40-59) vs. Indiana (32-79)	1/6/70
Illinois (14-34) vs. Iowa (8-18)	2/24/96
Illinois (14-34) vs. Iowa (8-18)	2/24/96
Illinois (7-8) vs. Eastern Illinois (13-21)	12/1/90
Illinois (38-52) vs. Texas (18-29)	12/20/97
Illinois (38-52) vs. Texas (18-29)	12/20/97
Illinois (25-26) vs. Northwestern (17-20)	1/5/80
Illinois (70) vs. DePauw (35)	12/2/72
Illinois (41) vs. Butler (22)	12/1/70
Illinois (20) vs. Purdue (10)	2/23/87
Illinois (20) vs. Texas-Arlington (9)	11/24/78
Illinois (14) vs. Denver (3)	11/28/78
Illinois (26) vs. Michigan State (29)	2/24/73
Illinois (33) vs. Iowa (29)	1/15/77
Illinois (4) vs. Iowa (1)	1/15/77
Illinois 126 vs. Long Island 78	3/10/82
Illinois 89 vs. Indiana 112	2/24/75
Illinois 109 vs. Illinois-Chicago 53	12/11/87
1/15/84 to 1/4/86	
2/16/71 thru 3/9/71	
1/18/75 thru 2/3/75	
1/12/74 thru 2/18/74	
2/17/79 thru 12/4/79	



Richard Keene made six of Illinois' 14 three-point field goals against Iowa on February 24, 1996.

## Illinois Team Lows

Fewest Points, Game	44
Fewest Points, One Half	12
Fewest Field Goals	14
Fewest Field-Goal Attempts	33
Worst Field-Goal Accuracy	.234
Fewest Free Throws	2
.....	2
Fewest Free-Throw Attempts	5
.....	5
Worst Free-Throw Accuracy	.200
Fewest Rebounds	15
Fewest Assists	3
Fewest Turnovers	3
Fewest Personal Fouls	4
Lowest Winning Score	46
Lowest Losing Score	44

Illinois 44 vs. Purdue 52	2/18/82
(1st Half) Illinois 12 vs. Purdue 16	2/18/82
Illinois (14-33) vs. Illinois State (16-36)	12/15/79
Illinois (14-33) vs. Illinois State (16-36)	12/15/79
Illinois (15-64) vs. Ohio State (25-65)	2/19/72
Illinois (2-7) vs. Houston (14-22)	12/9/67
Illinois (2-10) vs. Northwestern (23-29)	3/1/79
Illinois (4-5) vs. NC-Charlotte (8-17)	11/25/77
Illinois (3-5) vs. Iowa (10-14)	1/4/86
Illinois (2-10) vs. Northwestern (23-29)	3/1/79
Illinois (15) vs. Kentucky (25)	12/24/83
Illinois (3) vs. Northwestern (13)	1/9/99
Illinois (3) vs. Georgia Tech (21)	1/22/89
Illinois (4) vs. Wisconsin-Green Bay (12)	12/4/85
Illinois 46 vs. Michigan State 40	1/26/84
Illinois 44 vs. Purdue 52	2/18/82



Jerry Hester went 10-for-11 from the line against Texas on Dec. 20, 1997, as the team set an Assembly Hall record (38-for-52) from the line.



# Assembly Hall Records

## Opponent Team Highs

Most Points, Game	116	Wisconsin-Milwaukee 116 vs. Illinois 120, 2OT	12/3/90
Most Points, One Half	62	(2nd Half) Iowa vs. Illinois 70	3/4/90
Most Field Goals	47	Indiana (47-82) vs. Illinois (38-80)	2/24/75
Most Field-Goal Attempts	100	Chicago State (34-100) vs. Illinois (32-61)	12/4/86
Best Field-Goal Accuracy	65.4	Northwestern (34-52) vs. Illinois (32-70)	3/9/71
Most Three-Point Goals	15	Wisconsin-Milwaukee (15-41) vs. Illinois (8-13) 2OT	12/3/90
Most Three-Point Field Goal Attempts	41	Wisconsin-Milwaukee (15-41) vs. Illinois (8-13) 2OT	12/3/90
Best Three-Point Field Goal Accuracy (minimum 10 attempts)	90.0	Wisconsin (9-10) vs. Illinois (3-33)	1/25/97
Most Free-Throw Attempts	46	Indiana (32-46) vs. Illinois (22-25)	1/13/96
Most Free Throws	32	Iowa (32-45) vs. Illinois (25-31)	1/15/77
	32	Indiana (32-46) vs. Illinois (25-31)	1/13/96
Best Free-Throw Accuracy (7 att. min.)	1.000	Northwestern (15-15) vs. Illinois (11-24)	2/26/92
Most Rebounds	71	Michigan (71) vs. Illinois (55)	1/11/72
Most Assists	31	Indiana (31) vs. Illinois (27)	2/24/75
Most Turnovers	34	Delaware State (34) vs. Illinois (19)	11/25/96
	34	Rice (34) vs. Illinois (13)	12/22/75
Most Personal Fouls	34	Tulane (34) vs. Illinois (25)	12/3/73
	34	Iowa (34) vs. Illinois (13)	3/4/90
Most Men Fouled Out	4	West Virginia (4) vs. Illinois (1)	12/11/65
	4	Northwestern (4) vs. Illinois (3)	2/4/67
	4	Tulane (4) vs. Illinois (1)	12/3/73
Highest Winning Score	112	Indiana 112 vs. Illinois 89	2/24/75
Highest Losing Score	116	Wisconsin-Milwaukee 116 vs. Illinois 120 2OT	12/3/90
Widest Victory Margin	24	Michigan 101 vs. Illinois 77	2/2/74

## Opponent Team Lows

Fewest Points, Game	34	Wisconsin-Green Bay 34 vs. Illinois 84	12/4/85
Fewest Points, One Half	10	(1st Half) S. Mississippi (10) vs. Illinois (40)	12/3/84
Fewest Field Goals	13	Northwestern (13-48) vs. Illinois (31-51)	1/18/86
	13	Tennessee-Martin (13-52) vs. Illinois (29-66)	11/23/98
Fewest Field-Goal Attempts	33	North Dakota (15-33) vs. Illinois (38-89)	12/9/68
Worst Field-Goal Accuracy	25.0	Tennessee-Martin (13-52) vs. Illinois (29-66)	11/23/98
Fewest Free Throws	1	Minnesota (1-4) vs. Illinois (8-15)	2/11/88
	1	Minnesota (1-1) vs. Illinois (8-11)	1/5/84
	1	Michigan State (1-7) vs. Illinois (7-10)	1/11/79
Fewest Free-Throw Attempts	1	Minnesota (1-1) vs. Illinois (8-11)	1/5/84
Worst Free-Throw Accuracy	14.3	Michigan State (1-7) vs. Illinois (7-10)	1/11/79
Fewest Rebounds	14	Indiana (14) vs. Illinois (29)	3/4/84
Fewest Assists	1	Iowa (1) vs. Illinois (10)	1/28/91
Fewest Turnovers	5	seven occasions	
Fewest Personal Fouls	7	Michigan (7) vs. Illinois (16)	3/2/71
Lowest Winning Score	51	Ohio State 51 vs. Illinois 50, OT	1/14/82
Lowest Losing Score	34	Wisconsin-Green Bay 34 vs. Illinois 84	12/4/85



*Kenny Battle was 10-of-13 from the field against Ohio State on Feb. 17, 1988 in a game where both teams combined to shoot 57 percent from the floor.*

# Assembly Hall Records

## Team High – Both Teams

Most Points, Game . . . . .	236	Illinois 120 vs. Wisconsin-Milwaukee 116, 2OT	12/3/90
Most Points, One Half . . . . .	132	(2nd half) Illinois (70) vs. Iowa (62)	3/4/90
Most Field Goals . . . . .	92	Illinois (46-84) vs. Arizona (46-90)	11/28/77
Most Field-Goal Attempts . . . . .	180	Illinois (41-91) vs. Minnesota (38-89)	2/19/66
Best Field-Goal Accuracy . . . . .	570	Illinois (46-69) vs. Ohio State (31-66)	2/17/88
Most Free Throws . . . . .	61	Illinois (37-43) vs. Wisconsin (24-31)	2/27/94
Most Free-Throw Attempts . . . . .	88	Illinois (25-50) vs. Northwestern (31-38)	3/4/63
Best Free-Throw Accuracy . . . . .	913	Illinois (25-26) vs. Northwestern (17-20)	1/5/80
Most Rebounds . . . . .	126	Michigan (71) vs. Illinois (55)	1/11/72
Most Assists . . . . .	63	Illinois (41) vs. Butler (22)	12/1/70
Most Turnovers . . . . .	55	Illinois (26) vs. Michigan State (29)	2/24/73
Most Personal Fouls . . . . .	62	Iowa (29) vs. Illinois (33)	1/15/77
Most Men Fouled Out . . . . .	7	Illinois (3) vs. Northwestern (4)	2/4/67

## Team Lows – Both Teams

Fewest Points, Game . . . . .	86	Illinois 46 vs. Michigan State 40	1/26/84
Fewest Points, One Half . . . . .	26	(2nd) Ohio State (12) vs. Illinois (14)	1/14/82
Fewest Field Goals . . . . .	30	Illinois (14-33) vs. Illinois State (16-36)	12/15/79
Fewest Field-Goal Attempts . . . . .	69	Illinois (14-33) vs. Illinois State (16)	12/15/79
Worst Field-Goal Accuracy . . . . .	310	Illinois (15-64) vs. Ohio State (25-65)	2/19/72
Fewest Free Throws . . . . .	8	Illinois (7-10) vs. Michigan State (1-7)	1/11/79
Fewest Free-Throw Attempts . . . . .	14	Illinois (8-12) vs. Wisconsin-Green Bay (2-2)	12/4/85
Worst Free-Throw Accuracy . . . . .	417	Illinois (11-26) vs. Creighton (9-22)	12/13/69
Fewest Rebounds . . . . .	40	Illinois (15) vs. Kentucky (25)	12/24/84
Fewest Assists . . . . .	15	Illinois (6) vs. Valparaiso (9)	12/4/72
Fewest Turnovers . . . . .	13	Illinois (5) vs. Penn State (8)	1/21/93
. . . . .	13	Illinois (5) vs. Wisconsin (8)	3/10/84
Fewest Personal Fouls . . . . .	16	Illinois (4) vs. Wisconsin-Green Bay (12)	12/4/85



*Nick Weatherspoon's 23 rebounds against Michigan on March 2, 1971 are an Assembly Hall record.*



*Kiwane Garris led all players shooting 16-of-20 from the line against Wisconsin on Feb. 27, 1994.*

# Postseason History

## NCAA Tournament

- 1942: Eastern Playoffs (at New Orleans)  
Kentucky 46, Illinois 44  
Penn State 41, Illinois 34
- 1949: Eastern Playoffs (at New York)  
Illinois 71, Yale 67  
Kentucky 56, Illinois 47  
Final Playoffs (at Seattle)  
Illinois 57, Oregon State 53  
(3rd place)
- 1951: Eastern Playoffs (at New York)  
Illinois 79, Columbia 71  
Illinois 84, No. Carolina St. 70  
Kentucky 76, Illinois 74  
Final Playoffs (at Minneapolis)  
Illinois 61, Oklahoma A&M 46  
(3rd place)
- 1952: Mideast Regional (at Chicago)  
Illinois 80, Dayton 61  
Illinois 74, Duquesne 68  
Final Playoffs (at Seattle)  
St. John's 61, Illinois 59  
Illinois 67, Santa Clara 64  
(3rd place)
- 1963: Mideast Regional (at East Lansing)  
Illinois 70, Bowling Green 67  
Loyola (Ill.) 79, Illinois 64
- 1981: Western Regional (#4 seed)  
(at Los Angeles)  
Illinois 67, Wyoming 65  
Western Regional (at Salt Lake City)  
Kansas State 57, Illinois 52
- 1983: Western Regional (#4 seed)  
(at Boise)  
Utah 52, Illinois 49
- 1984: Mideast Regional (#2 seed)  
(at Milwaukee)  
Illinois 64, Villanova 56  
Mideast Regional (at Lexington)  
Illinois 72, Maryland 70  
Kentucky 54, Illinois 51
- 1985: East Regional (#3 seed)  
(at Atlanta)  
Illinois 76, Northeastern 57  
Illinois 74, Georgia 58  
East Regional (at Providence)  
Georgia Tech 61, Illinois 53
- 1986: Southeast Regional  
(#4 seed - at Charlotte)  
Illinois 75, Fairfield 51  
Alabama 58, Illinois 56
- 1987: Southeast Regional  
(#3 seed - at Birmingham)  
Austin Peay 68, Illinois 67
- 1988: Southeast Regional  
(#3 seed - at Cincinnati)  
Illinois 81, Texas-San Antonio 72  
Villanova 66, Illinois 61

- 1989: Midwest Regional (#1 seed)  
(at Indianapolis)  
Illinois 77, McNeese State 71  
Illinois 72, Ball State 60  
Midwest Regional (at Minneapolis)  
Illinois 83, Louisville 69  
Illinois 89, Syracuse 86  
Final Four (at Seattle)  
Michigan 83, Illinois 81
- 1990: Midwest Region (#5 seed)  
(at Austin)  
Dayton 88, Illinois 86
- 1993: West Regional (#6 seed)  
(at Salt Lake City)  
Illinois 75, Long Beach State 72  
Vanderbilt 85, Illinois 68
- 1994: Midwest Regional  
(#8 seed - at Oklahoma City)  
Georgetown 84, Illinois 77
- 1995: East Regional (#11 seed)  
(at Albany)  
Tulsa 68, Illinois 62
- 1997: Southeast Regional (#6 seed)  
(at Charlotte)  
Illinois 90, Southern Cal 77  
Tennessee-Chattanooga 75, Illinois 63
- 1998: West Regional (#5 seed)  
(at Sacramento)  
Illinois 64, South Alabama 51  
Maryland 67, Illinois 61

## National Invitation Tournament

- 1980: Preliminary Games  
(at Champaign)  
Illinois 105, Loyola (Ill.) 87  
Illinois 75, Illinois State 65  
Illinois 65, Murray State 63  
Final Playoffs (at New York)  
Minnesota 65, Illinois 63  
Illinois 84, Nevada-Las Vegas 74  
(3rd place)
- 1982: Preliminary Games  
(at Champaign)  
Illinois 126, Long Island 78  
Dayton 61, Illinois 58
- 1996: Preliminary Games  
(at Champaign)  
Alabama 72, Illinois 69

Overall NCAA Record: 22-19 (.537)  
Overall NIT Record: 5-3 (.625)



*The Illini defeated Syracuse, 89-86, to advance to the 1989 Final Four.*

# Illinois Tradition



# Illinois Basketball History

ILLINOIS

TIMELINE

**1906**  
Illinois basketball tradition begins with a 71-4 win over Champaign High School on January 12th



**1918**  
Big Ten Champions

**1925**  
Dec. 12, 1925 Illinois opens the season against Butler at the new gymnasium, which would later be renamed George Huff Gymnasium before the 1937 season.

**1915**  
Big Ten Champions  
Illinois posts a perfect 16-0 record and is named national champion by the Helms Foundation

**1924**  
Big Ten Champions

Over the course of 93 years, the University of Illinois has enjoyed the creation of a stellar basketball tradition that includes Final Four appearances, All-Americans, Academic All-Americans, NBA first round draft selections, and a place among the nation's elite basketball programs year-in and year-out. The University of Illinois basketball tradition got its start when the Big Ten Conference officially began playing basketball in 1906. At the time the member schools of the "Intercollegiate Conference of Faculty Representatives", or "Western Conference", or "Big Ten Conference" as it was known were University of Chicago, University of Illinois, University of Michigan, University of Minnesota, Northwestern University, Purdue University, and the University of Wisconsin.

## 1906-1909 (34-30)

The first official game in Illinois history was a 71-4 romp over Champaign High School in Urbana on January 12, 1906. The first four years of Illinois hoops saw four different coaches who combined for a 34-30 record. In the first season of Illinois basketball the Illini went 6-8, 3-6 in the Big Ten under head coach Elwood Brown. The following season the Illini's record dropped to 1-10, 0-8 under F.L. Pickney. A new coach, Fletcher Lane, and a new season arrived in 1907-08 and the Illini posted a 20-8 record and went 6-5 in the conference. Despite a successful season, the Illini underwent its fourth coaching change in as many years and new mentor Herb V. Juul stayed two seasons (1909 and 1910) and was

7-6 his inaugural year and 5-4 the next season.

\*\*Big Ten grows to eight teams with the addition of Iowa in the 1907 season.\*\*

## 1910-1919 (95-48)

The new decade brought the program an extended taste of success. In the 1910s Illinois won two Big Ten titles, in 1915 and 1917, and compiled a 95-48 record including a perfect 16-0 record in 1915. That 1915 season was the third in the eight year tenure of head coach Ralph Jones and it produced the only unbeaten season in Illini history and the first Big Ten title for the Illinois basketball program. Following the perfect season the Illinois team was named national champions by the Helms Foundation. Jones' 1915 team scored twice as many points as its opponents and won the conference title by three games over Chicago.

The arrival of the Woods brothers in 1915 had a lot to do with the success of this era. Guard Ray Woods was named first team All-America all three years he competed (1915-17), and brother Ralf, a forward, led the team in scoring in both 1916 and 1917. His consistency at the free throw line led to the establishment of the Ralf Woods Award, which is still given annually to the Fighting Illini player with the best free-throw percentage.

Illinois followed up its conference championship season with a second place finish after posting a

13-3 record. The Illini dropped two games to Northwestern and one to eventual champion Wisconsin, but the first loss to the Wildcats was the Illini's first-ever overtime game as Northwestern scored two points in the overtime period to beat Illinois, 23-21, Feb. 12, 1916, at what is now the Kenney Gym Annex.

In 1918, Jones and the Illini picked up their second conference championship crown in three years as Illinois went 13-3 overall and 10-2 in league games. The 1917 team featured a starting guard named George Halas. The professional football pioneer and former Chicago Bear owner and head coach was known on the team for his gritty defense and he was named captain of the 1918 squad before entering the armed forces January 18, 1918.

\*\*Big Ten grows to nine teams with addition of Ohio State in the 1913 season.\*\*

\*\*Big Ten grows to 10 teams with addition of Michigan in the 1918 season.\*\*

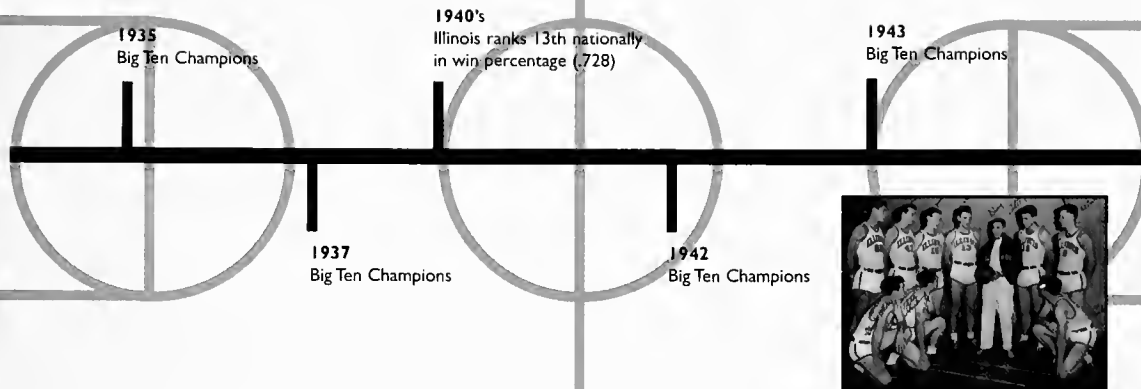
## 1920-29 (99-68)

Jones led the Illini into the decade of the 1920s and started off this period with a 9-4 record and a third place finish in the Big Ten in 1920. The following season a new mentor, Frank Winters, was in Champaign-Urbana and his two-year stay produced an 11-7 mark in 1921 and a 14-5 record in 1922.

# Illinois Basketball History

ILLINOIS

TIMELINE



Illinois Athletic Director George Huff replaced Winters with J. Craig Ruby, whose 14-year tenure at Illinois is the third longest in program history. In his first three seasons Ruby led the Illini to a 31-18 record and a share of the conference title with Wisconsin in 1924. In 1924, Illinois was 11-6 overall and 8-4 in the Big Ten.

After winning Illinois' third conference title in 1924, Ruby's Illini matched the win mark the following year (11-6, 8-4) but dropped to third place in the standings. The Illini opened the 1926 season on Dec. 12, 1925 against Butler in the newly built men's gymnasium, which would later be renamed George Huff Gymnasium after Illinois Athletic Director George Huff. Illinois won its first game at the new gym, 23-22. The remainder of the decade saw Illinois go 10-7 in both 1927 and 1929 taking fourth and fifth in the league standings, and 9-8 in 1926. The only losing season in Ruby's Illinois career came with a 5-12 mark in 1928 and it is one of only eight losing seasons in the University's 93-year history.

## 1930-39 (120-61)

In the decade of the 1930s Illinois picked up Big Ten championships number four and five in 1935 and 1937. In 1935 the Illini squad was 5-3 after its first eight games, but rallied in the closing stretch of the season and won its last four contests to grab a share of the conference title.

A new star on the playing floor emerged in the 1935 season with the addition of Harry Combes to the roster. Combes, a three-year letterwinner,

starred for the Illini from 1935-37 and later returned to his alma mater as head coach of the Illini in 1948. Combes helped lead Illinois to both its Big Ten titles in the 1930s.

Ruby closed out his coaching tenure in 1935-36 leading Illinois to a 13-6 record, 7-5 in the Big Ten, and third place in the league standings.

The man chosen to replace Ruby was Douglas Mills. In his 11-year tenure as head coach, Mills established himself as the first coach in Illinois history to win or share three Big Ten championships.

In his first season, 1936-37, Mills' Illini squad captured a share of the Big Ten championship with a 10-2 league record. The Illini were 14-4 overall. Following that season the men's gymnasium got a new name, George Huff Gymnasium, after former Illinois athletic director George Huff, who passed away on October 1, 1936. During the championship season future major league baseball hall of famer Lou Boudreau led the team in scoring, 8.7 ppg.

## 1940-49 (150-56)

The decade of the 1940s brought much success to Illinois basketball. Head Coach Douglas Mills led the Illini to consecutive Big Ten titles in 1942 and 1943. The Illini would add another league championship under Harry Combes in 1949.

The Illini were the 13th winningest Division I team in the nation in the 1940s. Illinois' 150-57

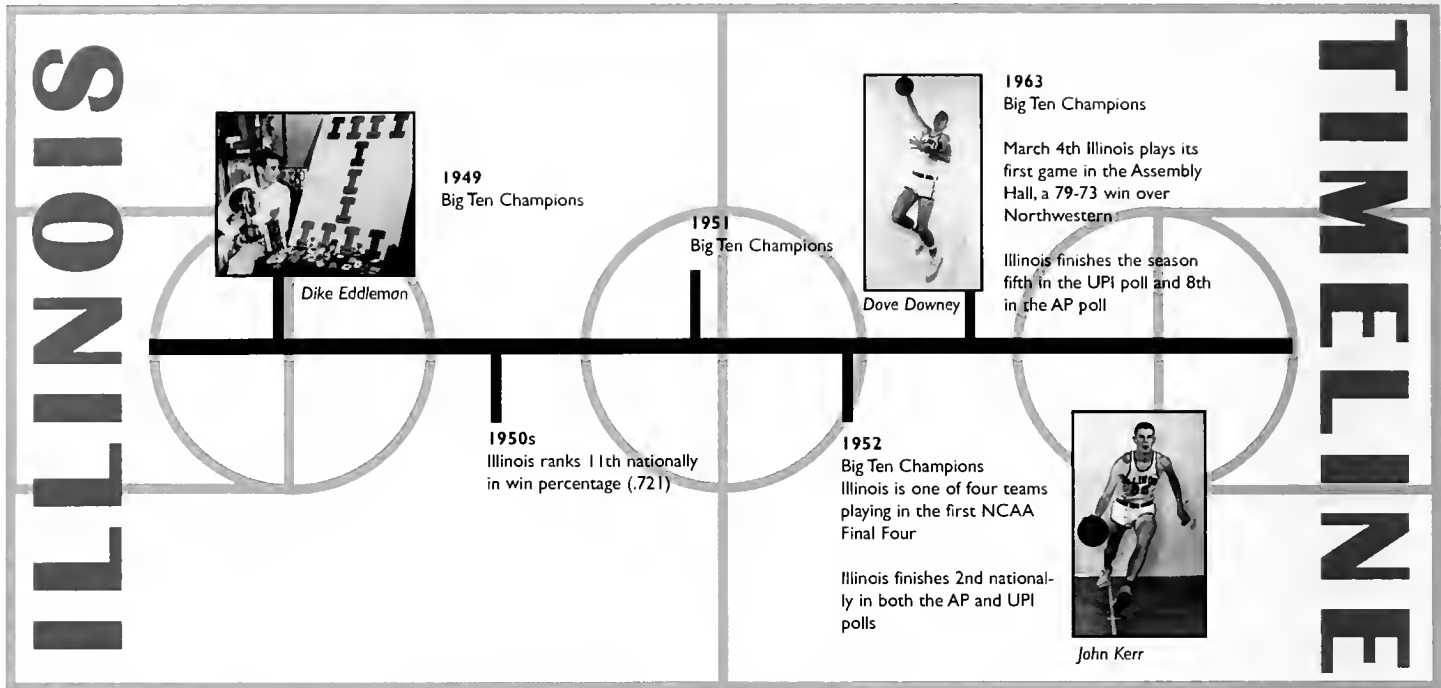
record and .725 winning percentage was the best in the Big Ten. In 1941, Mills added to his coaching duties when he was named the school's director of athletics. That same year Art Mathisen arrived in Champaign in what would soon become the creation of the famed "Whiz Kids". In 1942, joining Mathisen were Jack Smiley, Andy Phillip, Gene Vance, and Ken Menke who captured the attention of the entire nation while winning back-to-back conference titles and combining for a 35-6 record, 25-2 in the Big Ten over those two seasons. To this day the "Whiz Kids" remain one of the most storied teams in Illinois history. They dazzled crowds everywhere averaging 58 points per game, while most teams were averaging in the low 40s.

The team was broken up March 1, 1943 when all five starters headed to active duty in the armed forces. All but Mathisen went on the play professionally, and Phillip became a member of the Naismith Basketball Hall of Fame.

After the departure of the Whiz Kids, Mills faced a major rebuilding job. Mills' closed out his time as head coach at Illinois in the 1947 season. That mark coincided with the return of the "Whiz Kids" from military service. A crowd of 7,785, the largest home crowd to that point in Illinois history jammed into Huff Gym to see their return on Dec. 6, 1946 against Cornell. The Whiz Kids played only the first half of the game building a 49-13 lead, and the Illini won 87-39. The Illini opened league play with two losses and dug their way back to a second place finish by winning eight of their last 10 games.



# Illinois Basketball History



After retiring from coaching, Mills retained his position as athletic director until 1966.

Former Illini Harry Combes was re-associated with the program when he was selected to replace Mills as head coach of the Fighting Illini. He had previously served as head coach at Champaign High School. In his first nine seasons at Illinois, he won three Big Ten titles and compiled an amazing record of 164-44 overall (.788) and 94-30 in the Big Ten (.758).

Combes first team at Illinois in 1947-48, led by Dike Eddleman and Jack Burmaster, set a Big Ten scoring record with 1,530 points, en route to a 15-5 overall record and 7-5 league finish. His second year as head coach Combes collected his first of four Big Ten championships as a head coach. He finished his Illinois career with a total of six championships as a player and coach.

The four-year period between 1949-52 brought the University of Illinois three Big Ten championships, three 20-win seasons, and a 42-10 Big Ten mark. The 1949 squad, led by Eddleman, Bill Erickson, and Walter Osterkorn, was Illinois' first 20-game winner since 1908, finishing 21-4. That year, Illinois beat Yale, 71-67, to advance to a national semifinal showdown with Kentucky at Madison Square Garden in New York City. The Illini fell to the Wildcats, 76-47, forcing Illinois to defeat Oregon State, 57-53, in Seattle for third place.

\*\*Big Ten drops from 10 to nine teams with the departure of Chicago from the league in 1947.\*\*

## 1950-59 (165-64)

Two of the first three years in this decade saw Illinois bring home Big Ten championships. Illinois won the title in 1951 with a 13-1 league record and produced another 20-win season with a 22-5 record. That season featured a rematch with Kentucky, which had downed the Illini in the national semifinals in 1949. Illinois beat Columbia, 79-71, and N.C. State, 84-70, to get to the national semifinals and a rematch with the Wildcats. In a heart-breaking loss, Kentucky nipped Illinois 76-74 on a shot by Wildcat sub Shelby Linville with 12 seconds remaining in the game. The Illini collected third place nationally by beating Oklahoma A&M, 61-46, in Minneapolis.

The 1952 season brought Illinois another Big Ten title and introduced John Kerr, a center from Tilden Tech in Chicago. He began his three-year reign as Illinois' top scorer with a sophomore-record 357 points. The Illini recorded a 22-4 overall mark and went 12-2 in the conference. Once again, Illinois advanced to the national semifinals and ran into underdog St. John's. The Redmen fought their way to a 61-59 victory in the NCAA's first Final Four, in Seattle. Illinois took another third place award home after beating Santa Clara, 67-64 behind 26 points by Kerr. The 1954 season was highlighted when Kerr shattered Illinois' single-season scoring record by tallying 556 points in his senior year. Kerr's 1,299 career points in three seasons currently rank 14th on the all-time Illinois scoring list. He held first place in Illini career scoring until Dave

Downey passed him in 1963. After his Illinois career came to an end, Kerr departed on a 12-year professional career and then became the first head coach of the Chicago Bulls in 1966.

Once again the Illini hoopsters led the Big Ten in wins for a decade with a 165-64 record in the 1950s. The Illini's winning percentage, .721, ranked 11th nationally. On Dec. 17, 1956, Illinois defeated San Francisco 62-33, snapping the Dons' 51 game regular season win streak. Associated Press began its basketball poll in 1949 with UPI adding its poll in 1951 and from 1951-56 the Illini finished the season ranked in the top 20 nationally every year. Illinois' highest final ranking in the 1950s was second in both polls in 1952.

\*\*Big Ten grows to 10 teams with addition of Michigan State in the 1951 season.\*\*

## 1960-69 (145-95)

The 1960s produced Big Ten championship number 11 for Illinois in 1963. That season the Illini were 20-6 overall, 11-3 in the conference. That season senior Dave Downey led the team in scoring as he had the previous two seasons and he moved into first on the all-time scoring list. Downey also set the school record for points in a game, which still stands, with 53 in a road loss to Indiana on Feb. 16.

Illinois was a game back of first place in the league standings with only two games remaining





# Illinois Basketball History

ILLINOIS

TIMELINE

1965

Illinois finishes the season 16th in the UPI poll

1970

Illinois sets an NCAA record for attendance after selling out all 11 home games and averaging 16,125 in attendance

1981

Illinois finishes the season 19th in the AP poll and 18th in the UPI poll

1969

Illinois finishes the season 20th in the AP poll

1979

Illinois leads the nation in field goal percentage defense (.404)



Eddie Johnson

Illinois upsets No. 1 ranked Michigan State and Magic Johnson, 57-55.

when the Assembly Hall opened its doors on March 4, 1963. Illinois' first game at the Hall was an exciting 79-73 victory over Northwestern before 16,137 fans to stay within a game of first place Ohio State. After Illinois edged Iowa, 73-69, in the last game of the season, the Fighting Illini would need an overtime loss two hours later by the Buckeyes at Indiana to share the title.

The 1965 season was highlighted by Illinois' season opening 118-83 victory over defending national champion UCLA at the Assembly Hall. Combes called the game, "one of the best an Illinois team has ever played."

Combes closed out his Illini coaching career in 1967 with a 12-12 record and seventh place Big Ten finish. The season was highlighted by a 98-97 victory over No. 3 Kentucky in Lexington on Dec. 8.

Another former Illini, Harv Schmidt, replaced Combes and led the team into the 1970s. Schmidt's Illini went 11-13 in 1968 and rebounded to a 19-5 record in 1969 and a second place Big Ten finish.

## 1970-79 (129-129)

The decade of the 1970s brought two coaching changes, the second one brought Lou Henson, who would become the longest tenured coach in Illinois history. In 1970, Illinois set an NCAA attendance record, selling out all 11 home games for an average of 16,128 fans per game.

Although the Illini recorded a losing mark in 1971 (11-12), that season welcomed Nick Weatherspoon from Canton, Ohio. "Spoon" stepped right into the starting lineup and led the team in rebounds. The next two years he led the team in scoring and rebounding before becoming a first round draft selection and spending eight seasons in the NBA.

Harv Schmidt concluded his Illinois coaching career in 1974 as the Illini's record dropped to 5-18 and last place in the Big Ten standings. The following season Gene Bartow served as head coach, but left to take the head coaching job at UCLA after only one season. After Bartow's departure following the 1975 campaign, the University picked New Mexico Head Coach Lou Henson to bring success back to the Illinois program. He did just that, taking a team that won 14 games in his inaugural season to a 19-11 record within just four years. The last years of the 1970s signaled the arrival of Eddie Johnson and Mark Smith, two players who would lead the team into the 1980s and pave the way for Illinois' return to national prominence.

In 1979, Illinois finished the seventh in the Big Ten, but went 19-11 overall, including ascension to No. 2 in the national polls after starting the year 15-0. That year, Illinois upset top-ranked Michigan State and Magic Johnson, 57-55, in one of the school's most memorable games. That year, Illinois also led the nation in field-goal percentage defense (.404).

## 1980-89 (233-90)

Henson returned everyone for the 1980 campaign and the team gave the head coach his first of 11, 20-win seasons at Illinois. That year, Illinois made its first post-season appearance since 1963, finishing third in the NIT.

In 1981, Illinois made more strides in its return to the national spotlight with a 21-8 record, a third place Big Ten finish and an invitational to the NCAA Tournament. The team received a first-round bye in the NCAA Tournament and beat Wyoming, 67-65, in Los Angeles to advance to the regionals in Salt Lake City, where Illinois lost to Kansas State, 57-52.

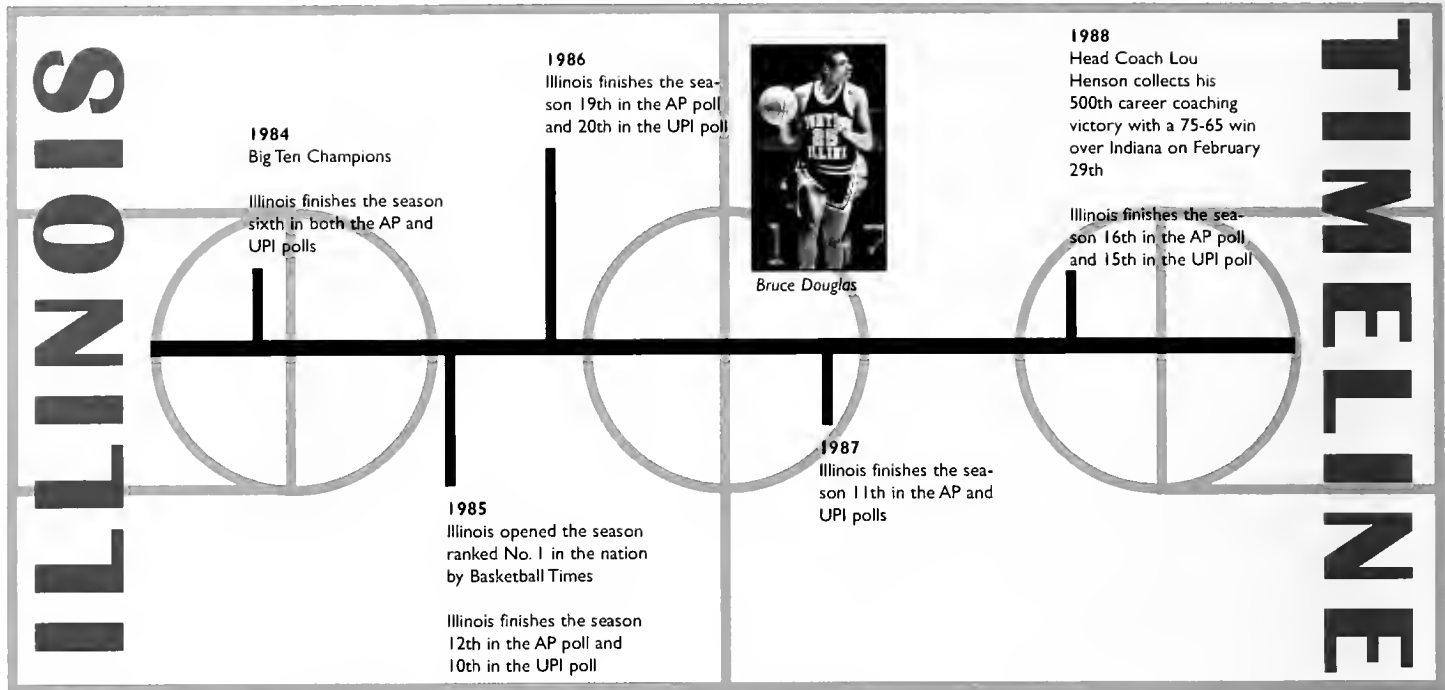
That year, the Fighting Illini led the Big Ten in scoring for the second consecutive season and were again led by Johnson and Smith. Guards Craig Tucker and Derek Harper arrived to add backcourt punch, and Harper began his Illini career being named first team Freshman All-America by ESPN and ABC.

The 1982 season brought Illinois another post-season appearance, in the NIT, and an 18-11 record. Harper led the Big Ten in assists and steals.

One of Illinois' best groups arrived on campus in 1983. Guards Bruce Douglas and Doug Altenberger, and forward Scott Meents and Efrem Winters joined sophomores George Montgomery and Anthony Welch to form the nucleus for a team that would win 95 games during the next four seasons.



# Illinois Basketball History



In 1983, the Fighting Illini became the nation's 25th team to cap the 1,000-win mark with a 72-70 victory over Texas A&M in the Great Alaska Shootout. Later that year Harper was selected first team All-Big Ten, falling one vote shy of being a unanimous pick, before leaving school early for the NBA draft. He was a first round selection of the Dallas Mavericks.

The 1984 season brought Illinois its 12th Big Ten championship in a season where Illinois had four overtime games including a four-overtime 75-66 victory over Michigan. The next game was a two-overtime win at Iowa, Henson's 400th victory as a college head coach. The Illini recorded a 26-5 mark and were 15-3 in Big Ten play, tying Purdue for the league title. The 1984 season also marked Illinois' first back-to-back 20 win seasons since 1951-52. The Illini would go on to record a total of nine consecutive 20-win seasons from 1983-91.

The Illini started out the 1985 season ranked No. 1 nationally by Basketball Times in its preseason poll. Illinois made a return trip to the NCAA Tournament where the Illini advanced to the Sweet 16.

In 1984-87, Illinois' stingy defense ranked first in the Big Ten allowing only 54.9 points in 1984, 55.7 in 1985, 63.3 in 1986, and 70.2 in 1987. In 1984-87, Illinois also ranked first in field goal defense, and the Illini were first in three-point defense in 1987.

Junior college transfer Ken Norman highlighted the 1986 season as he set the school record for

single season field-goal percentage (.641). The next season saw the addition of an outstanding group of young players to the roster. Guards Steve Bardo, Kendall Gill, and Larry Smith joined forward Nick Anderson in a highly-touted recruiting class. This group produced another 20-win season (23-8) and a trip to the NCAA Tournament, where Illinois was beaten 68-67 by Austin Peay in arguably the school's most shocking upset.

The 1988 season brought Henson his 500th career victory laid the foundation for what would be an incredible history making season in 1989. The 1989 team may very well have been the most talented team ever assembled at Illinois. The players known as the "Flying Illini", included all the important pieces of 1988 (Kenny Battle, Gill, Bardo, Lowell Hamilton, Anderson and Smith) as well as junior college All-American P.J. Bowman and former high school All-American Marcus Liberty.

The team shattered most of its all-time records including points in a season (3,110), most steals in a season (341), and most wins in a season (31). The Fighting Illini won their first 16 games and were ranked No. 2 in the nation going into a nationally televised game against Georgia Tech, whom Illinois had already beaten, 80-75, at the Rainbow Classic in December. The Yellow Jackets led, 47-31, but Illinois managed to surge back to force overtime, eventually needing two extra periods to win the game. Along with the No. 1 ranking the next day came some bad news. Illinois' catalyst, Gill, had broken a bone in his foot and would miss the next 12 games. Hurt by

the loss of Gill, Illinois lost three of the next four games and its No. 1 ranking. The Illini rallied to finish second in the Big Ten with a 14-4 record and with Gill back in the lineup, the Illini were awarded a No. 1 seed in the Midwest region of the NCAA Tournament. After rolling to victories over McNeese State and Ball State at the Hoosier Dome, a power-packed regional in Minneapolis with Missouri, Louisville and Syracuse, stood in the way of Illinois' trip to the Final Four.

Louisville fell victim to Illinois, losing 83-69, which set up a regional final matchup with Syracuse. The Fighting Illini held off Syracuse to advance to the Final Four in Seattle where Illinois faced Michigan, a team it had beat twice already in 1989, in the national semifinals. Despite Battle's 29-point, 11-rebound effort Illinois fell to eventual national champion Michigan, 83-81.

## 1990-98 (150-92)

Coming off the Final Four season, Illinois went 21-8 overall, 11-7 in the Big Ten in 1990. Gill, a senior, became the first player since Norman in 1987 to average 20 ppg and he was named a first-team All-American by UPI. Gill led the Big Ten in scoring and he was a finalist for the John Wooden Player of the Year Award. He was the fifth overall pick in the NBA draft that summer, going to the Charlotte Hornets.

Going into the 1991 season, Illinois, faced with the loss of Gill, Bardo and Liberty, who declared himself eligible for the NBA draft a year early, was picked to finish as low as ninth in the Big



# Illinois Basketball History

ILLINOIS

TIMELINE



Kendall Gill

**1989**  
Illinois sets the school record for wins with a 31-5 record

Illinois advances to the Final Four

Illinois finishes the season 3rd in both the AP and UPI polls

**1994**  
Deon Thomas breaks a 13-year old record and becomes Illinois' all-time leading scorer



**1997**  
Illinois finishes the season 19th in the AP poll and 24th in the USA Today poll

**1990**  
Kendall Gill leads the Big Ten in scoring with 20.4 ppg in league games

Illinois finishes the season 18th in both the AP and UPI polls



**March 21, 1996**  
Lon Kruger becomes the 14th head coach at Illinois and in two years he's led the Illini to a 45-20 record and a Big Ten Championship

**1998**  
Big Ten Champions  
Illinois finishes the year 22nd in the AP poll



Lon Kruger, Kevin Turner, Jerry Hester and Ron Guenther

Ten by some publications. But, junior forward Andy Kaufmann burst onto the scene scoring 660 points, the second largest single-season total in Illinois history. He and the Illini proved the preseason expectations wrong by going 21-10 and finishing third in the Big Ten.

Illinois' consecutive 20-win season streak was snapped in 1992 when the Illini posted its first losing record in 14 years, going 13-15. After sitting out a season, Kaufmann returned for the 1992-93 campaign and helped lead Illinois to a 19-13 record and trip to the NCAA Tournament. The following season, Illinois again advanced to the NCAA Tournament and in the process, senior Deon Thomas broke a 13-year old record and became the school's all-time leading scorer. Thomas scored his record-breaking 1,693rd point in the championship game of the Illini/Pepsi Classic against American and he went on to finish his career with 2,129 points.

In 1994 a young upstart freshman, Kiwane Garris, would begin his assault on the all-time scoring list. He notched 446 points as a freshman and would be the catalyst on the Illini team over the next few years.

After advancing to the NCAA Tournament in 1995, Illinois extended its run on postseason play with a berth in the 1996 NIT. In 1996, the Illini started the season 11-1 before losing Garris to injury. Without its leader, the Illini dropped its first five Big Ten games. Garris returned, but was never 100 percent and junior forward Jerry Hester missed games with a severely sprained ankle. The Illini finished the 1996 season 18-13

overall, 7-11 in the Big Ten. But more importantly the 1996 season marked the end of the most successful era in Illinois basketball when Lou Henson announced his retirement before the end of the season. In his 21 years at Illinois Henson notched 423 victories and guided the Illini to 11 NCAA Tournament appearances. The Okay, Okla. native coached Illinois to 11, 20-win seasons and finished his career as the third-winningest coach in Big Ten history with 214 league victories.

On March 21, 1996 a new era in Illinois basketball began when Director of Athletics Ron Guenther introduced Lon Kruger as the University's 14th men's basketball coach. Kruger came to Illinois from the University of Florida and carried a list of impressive credentials, including guiding Florida to the Final Four in 1994.

In only his first year at Illinois, Kruger guided Illinois to a 22-10 record and the second round of the NCAA Tournament. His 22 wins in 1997 are the most by a coach in his first season at Illinois. Over the course of the season Illinois defeated five ranked opponents, including No. 7 Minnesota, 96-90, at the Assembly Hall. Illinois also traveled to Bloomington and handed Indiana a 78-74 loss, the first win for Illinois at Assembly Hall in Bloomington since 1990.

During the course of the year, Garris etched his name in the Illinois record book with one of the best season performances by any Illini player in history. He finished his career second on the all-time scoring list with 1,948 points and he set the

single-season record for free throws made and attempted. Garris averaged 19.4 points and missed being the Big Ten's leading scorer by three one-hundredths of a point.

In 1998, Kruger did the unthinkable as he took a team picked to finish seventh in the Big Ten and guided the Illini to a share of its first Big Ten title since 1984. On the way to the league crown, Illinois went 5-0 against Indiana, Iowa, and Michigan for the first time in school history the Illini had gone undefeated against those teams during the course of a season.

Illinois advanced to the second round of the NCAA Tournament after earning a No. 5 seed in the West Regional. The Illini defense was the Big Ten's best as Illinois finished the year first in scoring defense, field-goal defense and three-point defense in league games.


In October 1998, Illinois moved into a state-of-the-art basketball practice facility, the Richard T. Ubben Basketball Complex. The facility, which houses the coaches offices and practice gym, also features a weight room, training room, video review room, players' lounge and locker rooms.

The Illini closed out the 1999 season with an amazing run at the Big Ten Tournament title. After entering the tournament as the 11th-seeded team, Illinois reeled off three straight victories over top 25 ranked teams before losing in the championship game to second ranked Michigan State. Illini freshman Cory Bradford was the Big Ten's Freshman of the Year and was also selected to the All-Tournament team.



# All-Americans

- 1915 Ray Woods - G, 1st (Helms)
- 1916 Ray Woods - G, 1st (Helms)
- 1917 Ray Woods - G, 1st (Helms)  
Chuck Alwood - C, 1st (Helms)
- 1918 Earl Anderson - F, 1st (Helms)
- 1920 Chuck Carney - F, 1st (Helms)
- 1922 Chuck Carney - F, 1st (Helms)
- 1937 Harry Combes - F, 2nd (Omaha)
- 1938 Lou Boudreau - F, 1st (MSG)
- 1938 Louis (Pick) Dehner - C, 3rd (Con)
- 1939 Louis (Pick) Dehner - C, 1st (MSG),  
3rd (Con)
- 1940 Bill Hapac - F, 1st (Helms, Con)
- 1942 Andy Phillip - F, 1st (Helms)  
Jack Smiley - G, HM (SN)  
Art Mathisen - C, HM (SN)  
Ken Menke - F, HM (SN, Con)  
Gene Vance - G, HM (SN)
- 1943 Andy Phillip - F, 1st (Con, PM,  
Helms, SN, AP, UP, NEA, Look)  
Art Mathisen - C, HM (Con)  
Gene Vance - G, HM (Con)
- 1944 Walt Kirk - G, HM (Con)
- 1945 Walt Kirk - G, HM (Con)
- 1946 Jack Burmaster - G, HM (SN)  
Bob Doster - F, HM (SN)
- 1947 Andy Phillip - F-G, 1st (True,  
NABC), HM (Con)  
Jack Smiley - G, 3rd (Helms), HM  
(Con)  
Gene Vance - G, HM (Con)
- 1948 Dwight (Dike) Eddleman - F, 2nd  
(AP), 3rd (Con, True)  
Jack Burmaster - G, HM (Con)
- 1949 Bill Erickson - G, 1st (Helms, Col),  
3rd (SN, UP), 4th (Con)  
Dwight (Dike) Eddleman - F, 1st  
(Con), 2nd (AP, UP)
- 1950 Bill Erickson - G, HM (Con)
- 1951 Don Sunderlage - G, 2nd (Helms,  
SN), 3rd (UP, Con), HM (AP)  
Ted Beach - F, HM (Con)  
Rod Fletcher - G, HM (Con)



*Dike Eddleman earned first-team All-America recognition in 1949. He won 12 letters in track, football and basketball from 1946-49.*

- 1952 Rod Fletcher - G, 1st (Look, Con,  
Helms), 2nd (AP, UP, INS,  
NABC, Col, Ath)  
John (Red) Kerr - C, HM (AP, UP,  
Con)  
Irv Bemoras - F, HM (UP, Con)  
Jim Breder - G, HM (UP, Con)  
Bob Peterson - C, HM (UP)
- 1953 Irv Bemoras - F, 2nd (Con, Helms,  
Look), HM (AP)  
Jim Breder - G, 2nd (Con, Helms,  
Look), HM (AP)  
John (Red) Kerr - C, HM (AP, INS,  
Con)
- 1954 John (Red) Kerr - C, 2nd (Helms),  
3rd (Look, AP, UP), 4th (Con)

- 1955 Bill Ridley - G, HM (AP, Con)  
Paul Judson - G, HM (INS, Con)  
George BonSalle - G, HM (Con)
- 1956 Paul Judson - G, 2nd (Con), 3rd  
(NABC, UP, NEA), HM (INS)  
Bill Ridley - G, 2nd (Con), 3rd  
(NABC, UP)  
Bruce Brothers - F, HM (Con)  
Harv Schmidt - F, HM (Con)
- 1957 Harv Schmidt - F, 2nd (Con)  
George BonSalle - C, 2nd (NABC),  
HM (Con)  
Don Ohl - G, HM (AP, Con)
- 1958 Don Ohl - G, 2nd (Con), 3rd  
(Helms)  
Govoner Vaughn - F, HM (Con)



*Kendall Gill was a consensus All-American in 1990.*

# All-Americans

- 1959 Roger Taylor - G, HM (Con)
- 1960 Mannie Jackson - G, HM (Con)  
Govoner Vaughn - F, HM (Con)
- 1961 Dave Downey - F, HM (Con)  
John Wessels - C, HM (Con)
- 1962 Dave Downey - F, HM (Con)  
Bill Burwell - C, HM (Con)
- 1963 Dave Downey - F, 1st (Helms), 2nd  
(Con), HM (AP)  
Bill Small - F/G, HM (Con)
- 1964 Tal Brody - G, HM (SN, Con)  
Duane (Skip) Thoren - C, HM  
(Con)

## Academic All-Americans

Voted by College Sports Information Directors of America, 1964-



*Illini assistant coach Rob Judson was an academic All-American in 1979.*

- 1965 Tal Brody - G, 2nd
- 1967 Jim Dawson - G, 2nd  
Dave Scholz - C, HM
- 1968 Dave Scholz - C, 1st
- 1969 Denny Pace - G/F, 3rd
- 1970 Rick Howat - G, 3rd
- 1971 Rick Howat - G, 1st
- 1974 Rick Schmidt - F, 1st  
Jeff Dawson - G, 2nd
- 1975 Rick Schmidt - F, 1st
- 1976 Ortho Tucker - G, 3rd
- 1979 Rob Judson - G, 4th  
Steve Lanter - G, 4th



*Chicago Bulls announcer Johnny "Red" Kerr was a second team All-America selection in 1954.*

- 1965 Duane (Skip) Thoren - C, 1st  
(Helms), 2nd (AP, Con), 3rd  
(UPI, BN, NABC)  
Bogie Redmon - F, HM (Con)  
Tal Brody - G, 2nd (SN, Con)
- 1966 Don Freeman - F, 1st (Helms), 2nd  
(Con, BN), HM (UPI)  
Rich Jones - F, HM (Con)
- 1967 Jim Dawson - G, HM (Con)  
Dave Scholz - C, HM (Con)
- 1968 Dave Scholz - C, 1st (Helms), HM  
(Con)
- 1969 Dave Scholz - C, 1st (Helms), 3rd  
(AP), HM (Con)
- 1970 Mike Price - G, HM (Con)
- 1972 Nick Weatherspoon - F, HM (Con)
- 1973 Nick Weatherspoon - F, 1st  
(CASF), HM (Con)
- 1974 Jeff Dawson - G, HM (Con)
- 1975 Rick Schmidt - F, HM (Con)
- 1977 Audie Matthews - G, HM (Con)  
Levi Cobb - F, HM (Con)
- 1983 Derek Harper - G, 2nd (AP), 3rd  
(BN)
- 1984 Bruce Douglas - G, 3rd (UPI)
- 1987 Ken Norman - F, 2nd (AP, BW, SN,  
K), HM (UPI)
- 1988 Nick Anderson - F, HM (SN)  
Kenny Battle - F, HM (SN)

## Key to Abbreviations

AP	Associated Press
Arg	Argosy
Ath	Athletic Publications
BN	Basketball News
BKW	Basketball Weekly
BW	Basketball Writers of America
Col	Colliers
Con	Converse
CASF	Citizens Savings Athletic Foundation
Helms	Helms Foundation
INS	International News Service
K	Kodak
Look	Look Magazine
MSG	Madison Square Garden
NABC	National Association of Basketball Coaches
NEA	Newspaper Enterprise Association
Omaha	Omaha World Newspaper
PM	Pic Magazine
SN	Sporting News
True	True Magazine
UP	United Press
1st	First Team
2nd	Second Team
3rd	Third Team
HM	Honorable Mention
G	Guard
F	Forward
C	Center
1989	Nick Anderson - F, HM (AP, UPI, SN)
	Kenny Battle - F, HM (AP, UPI, SN)
	Kendall Gill - G, HM (SN)
1990	Kendall Gill - G, 1st (UPI), 2nd (BKW), 3rd (AP, SN, NABC)
1994	Deon Thomas - F/C, HM (AP)

# All-Big Ten Selections

- |      |  |      |  |      |  |
|------|--|------|--|------|--|
| 1911 | Louis Bernstein - F, 2nd<br>Emmet Poston - F, 3rd  | 1935 | Frank Froschauer - F, 2nd<br>Robert Riegel - C, 2nd  | 1949 | Bill Erickson - G, 1st (AP, UPI, INS)<br>Dwight (Dike) Eddleman - F, 2nd<br>(AP, UPI, INS)<br>Jim Marks - F, HM (AP, UPI, INS) |
| 1914 | Dudley Crane - G, 2nd  | 1936 | Harry Combes - G/F, 2nd  | 1950 | Wally Osterkorn - F/C, 2nd (AP,<br>UPI, INS)   |
| 1915 | Ray Woods - G, 1st<br>Edward Williford - F, 2nd<br>Frank Bane - C, 2nd<br>Sven Duner - G, 2nd<br>Ralf Woods - R, 3rd | 1937 | Harry Combes - F, 1st<br>Robert Riegel - C, 2nd  | 1951 | Bill Erickson - G, 2nd (UPI), HM (AP,<br>INS)  |
| 1916 | Ray Woods - G, 1st<br>Ralf Woods - F, 2nd<br>Clyde Alwood - C, 3rd   | 1938 | Louis Dehner - C, 2nd  | 1952 | Don Sunderlage - G, 1st (AP, UPI,<br>INS)  |
| 1917 | Clyde Alwood - C, 1st<br>Ralf Woods - F, 2nd<br>Ray Woods - G, 2nd   | 1939 | Louis Dehner - C, 1st<br>Bill Hapac - F, 2nd   | 1953 | Rod Fletcher - G, 2nd (AP, UPI, INS)<br>Clive Follmer - F, HM (AP)<br>Bob Peterson - C, HM (AP)                                |
| 1918 | Earl Anderson - F, 1st   | 1940 | Bill Hapac - F, 1st  | 1954 | Rod Fletcher - G, 1st (AP, UPI)<br>Irv Bemoras - F, 2nd (AP, UPI)  |
| 1919 | Paul Taylor - G, 3rd   | 1941 | Bill Richmond - G, 1st (AP)  | 1955 | John (Red) Kerr - C, 2nd (UPI), HM<br>(AP)   |
| 1920 | Charles Carney - G, 1st  | 1942 | Andy Phillip - G/F, 1st (AP, UPI, INS)<br>Gene Vance - G, 1st (INS), HM (AP,<br>UPI)                                       | 1956 | Jim Bredar - G, HM (AP)<br>Clive Follmer - F, HM (AP)<br>Bob Peterson - C, HM (AP)   |
| 1921 | Charles Vail - G, 3rd  | 1943 | Ken Menke - F, 2nd (UPI, INS), HM<br>(AP)  | 1957 | Irv Bemoras - F, 1st (AP, UPI)<br>Jim Bredar - G, 2nd (AP, UPI)  |
| 1922 | Charles Carney - F, 1st<br>John Sabo - G, 2nd  | 1944 | Jack Smiley - F, 2nd (INS), HM (AP)<br>Vic Wukovits - G, 2nd (AP)  | 1958 | John (Red) Kerr - C, 2nd (AP, UPI)   |
| 1924 | Leland Stilwell - C, 1st<br>Glenn Potter - F, 2nd  | 1945 | Andy Phillip - G/F, 2nd (AP, UPI,<br>INS)  | 1959 | George BonSalle - C, 1st (AP, UPI)   |
| 1925 | Russell Daugherty - F, 1st   | 1946 | Gene Vance - G, 1st (AP, UPI, INS)<br>Jack Smiley - F, 1st (AP, UPI, INS)<br>Art Mathisen - C, 1st (AP, INS), 2nd<br>(UPI) | 1960 | Bill Ridley - G, HM (UPI)<br>Paul Judson - G/F, 1st (AP, UPI, INS)<br>George BonSalle - C, 1st (UPI), 2nd<br>(AP), HM (INS)    |
| 1926 | Leonard Haines - G, 1st  | 1947 | Ken Menke - F, HM (AP, UPI, INS)   | 1961 | Bill Ridley - G, 1st (AP), 2nd (UPI)   |
| 1927 | Russell Daugherty - F, 1st   | 1948 | Walt Kirk, Jr. - G, 1st (AP, UPI, INS)   | 1962 | Don Ohl - G, 1st (AP, UPI)<br>Harv Schmidt - F, 2nd (AP, UPI)  |
| 1929 | John How - F, 2nd<br>Douglas Mills - G, 2nd  | 1949 | Jack Burmaster - G, 2nd (AP, UPI,<br>INS)  | 1963 | Roger Taylor - G, HM (AP, UPI)   |
| 1930 | Douglas Mills - G, 1st<br>Charles Harper - F, 2nd  | 1950 | Bob Doster - F, 2nd (AP, UPI, INS)   | 1964 | Don Ohl - G, 1st (AP, UPI)<br>Roger Taylor - G, 2nd (AP, UPI)<br>Mannie Jackson - G, HM (AP)                                   |
| 1931 | Charles Harper - F, 2nd<br>Caslon Bennett - C, 3rd   | 1951 | Jack Smiley - G, 2nd (AP, UPI, INS)  | 1965 | Govoner Vaughn - F, HM (AP)<br>John Wessels - C, HM (AP)   |
| 1932 | Hudson Hellmich - F, 2nd   | 1952 | Gene Vance - G, 2nd (AP, UPI, INS)   | 1966 | Mannie Jackson - G, 2nd (UPIO, 3rd<br>(AP)<br>Govoner Vaughn - F, 2nd (AP), 3rd<br>(UPI)                                       |
| 1933 | Caslon Bennett - C, 2nd  | 1953 | Andy Phillip - G/F, HM (AP)  | 1967 | Dave Downey - F, 2nd (AP, UPI)   |
| 1934 | Frank Froschauer - F, 1st  | 1954 | Dwight (Dike) Eddleman - F, 1st<br>(AP), 2nd (UPI)   | 1968 | Jerry Colangelo - G, HM (AP)   |
|      |  | 1955 | Jack Burmaster - G, 2nd (AP)   | 1969 | Bill Burwell - C, HM (AP, UPI)   |
|      |  | 1956 |  | 1970 | Dave Downey - F, 1st (AP, UPI)   |
|      |  | 1957 |  | 1971 | Bill Small - F/G, 2nd (AP, UPI)  |
|      |  | 1958 |  | 1972 | Bill Burwell - C, HM (AP)  |
|      |  | 1959 |  | 1973 | Bob Starnes - F, HM (AP)   |
|      |  | 1960 |  | 1974 | Tal Brody - G, 2nd (UPI), 3rd (AP)   |
|      |  | 1961 |  | 1975 | Duane (Skip) Thoren - C, 2nd<br>(UPI), 3rd (AP)  |
|      |  | 1962 |  | 1976 | Tal Brody - G, 1st (UPI), 2nd (AP)   |
|      |  | 1963 |  | 1977 | Duane (Skip) Thoren - C, 1st (AP),<br>2nd (UPI)  |
|      |  | 1964 |  | 1978 | Don Freeman - F, 3rd (UPI)   |



Jerry Colangelo was an honorable mention All-Big Ten selection in 1961. Director of Athletics Ron Guenther presented Colangelo with the 1993 Varsity "T" Award.

NOTE: All-conference teams from 1911 through 1940 were selected by various publications. Wire services began choosing teams in 1941.

# All-Big Ten Selections

- 1966 Don Freeman - F, 1st (AP, UPI)  
Rich Jones - F, 3rd (UPI)  
Jim Dawson - G, HM (AP)
- 1967 Jim Dawson - G, 1st (UPI), 2nd (AP)  
Dave Scholz - C, 2nd (UPI), HM (AP)
- 1968 Dave Scholz - F, 1st (AP), 2nd (UPI)  
Greg Jackson - C, 2nd (AP)  
Randy Crews - F, HM (AP)  
Jodie Harrison - G, HM (AP)  
Mike Price - G, HM (AP)
- 1970 Rick Howat - G, HM (AP)  
Mike Price - G, HM (AP, UPI)
- 1971 Rick Howat - G, 2nd (AP, UPI)
- 1972 Nick Weatherspoon - F, HM (AP, UPI)  
Jim Drelle - G, HM (AP, UPI)
- 1973 Nick Weatherspoon - F, 1st (AP, UPI)  
Jeff Dawson - G, 3rd (UPI)
- 1975 Rick Schmidt - F, HM (AP)
- 1976 Rich Adams - F, HM (AP, UPI)
- 1977 Rich Adams - C, HM (AP)  
Audie Matthews - G, HM (AP)
- 1978 Audie Matthews - G, HM (AP)  
Mark Smith - F, HM (AP)
- 1979 Mark Smith - G, 2nd (AP)  
Neil Sresnahan - F, HM (AP, UPI)  
Derek Holcomb - C, HM (AP)  
Eddie Johnson - F, HM (AP)
- 1980 Eddie Johnson - F, 2nd (AP, UPI)  
Mark Smith - F, HM (AP, UPI)
- 1981 Eddie Johnson - F, 1st (AP, UPI)  
Mark Smith - F, HM (AP, UPI)  
Derek Holcomb - C, HM (AP, UPI)  
Derek Harper - G, HM (AP, UPI)  
Craig Tucker - G, HM (AP, UPI)  
Perry Range - G, HM (AP)
- 1982 Craig Tucker - G, 2nd (UPI), HM (AP)  
James Griffin - C, 3rd (UPI), HM (AP)  
Perry Range - G, HM (AP)  
Derek Harper - G, HM (AP)
- 1983 Derek Harper - 1st, (AP, UPI)  
Anthony Welch - F, HM (AP, UPI)  
Bruce Douglas - G, HM (AP)
- 1984 Bruce Douglas - G, 1st (AP, UPI)  
Efre Winters - F, 1st (UPI), HM (AP)  
George Montgomery - C, 2nd (UPI), HM (AP)  
Doug Altenberger - F, HM (AP, UPI)  
Quinn Richardson - G, HM (AP, UPI)
- 1985 Bruce Douglas - G, 2nd (AP), HM (UPI)  
Efre Winters - F, 3rd (UPI), HM (AP)  
Anthony Welch - F, 3rd (UPI), HM (AP)

## Academic All-Big Ten Selections



*Brian Johnson was a three-time academic All-Big Ten selection.*

- 1965 Tal Brody, G  
1967 Dave Scholz, C  
1968 Dave Scholz, C  
1969 Denny Pace, G/F  
Dave Scholz, C  
1970 Rick Howat, G  
1971 Rick Howat, G  
1973 Jeff Dawson, G  
Otho Tucker, G  
1974 Rick Schmidt, F  
1975 Rick Schmidt, F  
1976 Otho Tucker, G  
1979 Rob Judson, G  
1980 Rob Judson, G  
1982 Bryan Leonard, F  
1983 Bryan Leonard, F  
1986 Jens Kujawa, C  
1988 Jens Kujawa, C  
1990 P.J. Bowman, G  
1993 Tom Michael, F  
1994 Tom Michael, F  
1995 Steve Roth, C  
1996 Brian Johnson, F  
1997 Brian Johnson, F  
1998 Brian Johnson, F

- 1986 Doug Altenberger - G, HM (AP, UPI)  
Scott Meents - C, HM (AP)  
Ken Norman - F, 1st (AP, UPI)  
Bruce Douglas - G, 2nd (AP), 3rd (UPI)  
Efre Winters - F, HM (UPI, AP)  
Anthony Welch - F, HM (AP)  
Tony Wysinger - G, HM (AP)
- 1987 Ken Norman - F, 1st (AP, UPI)  
Doug Altenberger - G, 3rd (AP), HM (UPI)  
Tony Wysinger - G, HM (UPI, AP)  
Lowell Hamilton - F, HM (UPI)
- 1988 Nick Anderson - F, 2nd (AP, UPI)  
Kenny Battle - F, 3rd (UPI), HM (AP)
- 1989 Nick Anderson - F, 1st (AP, UPI)  
Kenny Battle - F, 2nd (AP, UPI)  
Kendall Gill - G, HM (AP)  
Lowell Hamilton - F/C, HM (AP)
- 1990 Stephen Bardo - G, 3rd (UPI)  
Kendall Gill - G, 1st (AP, UPI)  
Marcus Liberty - F, 3rd (AP, UPI)
- 1991 Andy Kaufmann - F, 2nd (AP) 3rd (UPI)  
Larry Smith - G, 2nd (UPI), 3rd (AP)  
Deon Thomas - F, 3rd (AP, UPI)
- 1992 Rennie Clemons - G, HM (coaches' poll)  
Tom Michael - F, HM (media poll)  
Deon Thomas - F/C, 2nd (coaches' and media poll)
- 1993 Deon Thomas - F/C, 2nd (coaches' and media polls)  
Andy Kaufmann - F, HM (coaches' and media polls)  
Rennie Clemons - G, HM (coaches' and media polls)  
1994 Deon Thomas - F/C, 2nd (coaches' and media polls)  
Kiwane Garris - G, HM (media poll)  
1995 Kiwane Garris - G, 2nd (coaches' poll) 3rd (media poll)  
Shelly Clark - C, HM (coaches' and media polls)  
1996 Kiwane Garris - G, 1st (coaches' poll), 2nd (media poll)  
Bryant Notre - F, HM (coaches' poll)  
1997 Kiwane Garris - 1st, (coaches' and media polls)  
Chris Gandy - F, HM (coaches' and media polls)  
1998 Kevin Turner - G, 1st (coaches' and media polls)  
Jerry Hester - F, 3rd (coaches' and media polls)  
Matt Heldman - G, HM (coaches' and media polls)  
1999 Cory Bradford - G, 3rd (coaches')

## Illinois Wooden Award Nominees

The John Wooden Award, first awarded in 1976, is presented annually to an outstanding basketball player. The award, named after the famous UCLA coach is sponsored by the Los Angeles Athletic Club.


Twelve candidates are selected by the club's National Advisory board, according to the award's criteria, which includes a 2.0 cumulative grade point average. The winner is selected by votes from 1,000 sportscasters and writers from each of the 50 states.

1987 Ken Norman  
1990 Kendall Gill

## Kenny Battle Award

The Kenny Battle Award honors the former Fighting Illini forward who was known for his tremendous amount of effort exerted in games, as well as practices. The winner is chosen by the players and the coaches.

1989 Kendall Gill  
1990 P.J. Bowman  
1991 Andy Kpedi  
1992 Rennie Clemons  
1993 Tom Michael  
1994 Jerry Hester  
1995 Jerry Hester  
1996 Bryan Notree, Matt Heldman  
1997 Herb Caldwell  
1998 Brian Johnson  
1999 Victor Chukwudebe



Chukwudebe



Johnson

## Silver Basketball Trophy Winners

The Silver Basketball Trophy is given each year by the Chicago Tribune to the Most Valuable Player in the Big Ten Conference. Prior to the Silver Basketball Trophy, Andy Phillip was named Most Valuable Player in 1943.

1949 Dike Eddleman, F      1954 John Kerr, C  
1951 Don Sunderlage, G      1967 Jim Dawson, G

## Big Ten Medal of Honor

In 1914, the Big Ten Conference endowed a Medal of Honor, to be awarded annually at each institution to the student demonstrating proficiency in scholarship and academics. Beginning in 1982, a woman athlete from each institution has also been awarded the Conference Medal of Honor in the 76-year history of the award, 14 Fighting Illini basketball players have earned the award, including Edward A. Williford, the University of Illinois' first recipient of the award. There has been one father-son UI Medal of Honor duo, Lee Sentman (track in 1931 and his son Lee Sentman III (fencing) in 1958).

The following is the list of Illinois basketball players who have won the Big Ten Medal of Honor.

1915 Edward A. Williford      1943 Edwin S. Parker  
1917 Clyde Godel Alwood      1945 Donald Delaney  
1920 John B. Felmley      1949 T. Dwight Eddleman  
1923 Otto H. Vogel      1953 Clive Follmer  
1924 Walter Roettger      1963 David J. Downey  
1937 Harry Combes      1965 G. Bogie Redmon  
1942 William Hocking



Harry Combes (left) won the Big Ten Medal of Honor while playing for the Illini in 1937. He later went on to coach Silver Basketball Award winner Don Sunderlage in 1951.




# Illini Honors

## Illinois MVPs

1941	Bob Richmond	G
1942	Andy Philip	F
1943	Andy Phillip	F
1944	Stan Patrick	F
1945	Walton Kirk, Jr.	G
1946	Bob Doster	F
1947	Jack Smiley	G
1948	Jack Burmaster	G
1949	Dike Eddleman	F
1950	Wally Osterkorn	C
1951	Don Sunderlage	G
1952	Rod Fletcher	G
1953	Irv Bemoras	F
1954	John Kerr	C
1955	Paul Judson	G
1956	Bruce Brothers	F
1957	Harv Schmidt	F
1958	Don Ohl	G
1959	Roger Taylor	G
1960	Govoner Vaughn	F
1961	Dave Downey	F
1962	Dave Downey	F
1963	Dave Downey	F
1964	Skip Thoren	C
1965	Skip Thoren	C
1966	Don Freeman	F
1967	Jim Dawson	G
1968	Dave Scholz	C
1969	Dave Scholz	F
1970	Mike Price	G
1971	Rick Howat	G
1972	Nick Weatherspoon	F
1973	Nick Weatherspoon	F
1974	Rick Schmidt	F
1975	Rick Schmidt	F
1976	Nate Williams	G
1977	Audie Matthews	G
1978	Audie Matthews	G
1979	Mark Smith	G
1980	Eddie Johnson	F
1981	Eddie Johnson	F
1982	James Griffin	C
	Perry Range	G
1983	Derek Harper	G
1984	Bruce Douglas	G
	Quinn Richardson	G
1985	Doug Altenberger	G
1986	Ken Norman	F
1987	Ken Norman	F
1988	Nick Anderson	F
	Kenny Battle	F
1989	Nick Anderson	F
1990	Kendall Gill	G
1991	Andy Kpedi	C
1992	Deon Thomas	F/C
1993	Deon Thomas	F/C
1994	Deon Thomas	F/C
1995	Kiwane Garriss	G
1996	Kiwane Garriss	G
1997	Kiwane Garriss	G
1998	Jerry Hester	F
	Kevin Turner	G
1999	Cory Bradford	G

## Fighting Illini Team Captains

1906	Elected each game
1907	Hebert Juul
1908	Maurice Dadant
1909	Henry Popperfuss
1910	Carl Watson
1911	Louis Bernstein
1912	William Woolston
1913	Homer Dahringer
1914	Edward Williford
1915	Sven Duner
1916	Ray Woods
1917	Clyde Alwood
1918	George S. Halas
1919	Bert Ingwersen
1920	Kenneth Wilson
1921	Charles Vail
1922	Charles Carney
1923	Norton Hellstrom
1924	Glenn Potter
1925	John Mauer
1926	Leonard Haines
1927	Russell Daugherty
1928	Everett Olson
1929	Ernes Dorn
1930	Doug Mills
1931	Charles Haper
1932	Elbert Kamp
1933	William Owen
1934	Hudson Hellmich
1935	Frank Froschauer
1936	Howard Braun
1937	Robert Riegel
1938	Lou Boudreau
1939	Tom Nisbet
1940	William Hapc
1941	John Drish
1942	William Hocking
1943	Arthur Mathisen
1944	Selected each game
1945	Selected each game
1946	Walton Kirk, Jr.
1947	Selected each game
1948	Jack Burmaster
1949	Dike Eddleman
1950	William Erickson
1951	Donald Sunderlage
1952	Rodney Fletcher
1953	Jim Bredar
1954	John Kerr
1955	Selected each game
1956	Paul Judson
1957	Harv Schmidt
1958	John Paul
1959	Roger Taylor
1960	Mannie Jackson
1961	Selected each game
1962	Jerry Colangelo
1963	Bob Starnes
1964	Bill Edwards
1965	Skip Thoren
1966	Don Freeman
1967	Jim Dawson
1968	Ben Louis



Currently an academic counselor for the Fighting Illini, Tom Michael was a three-time Illinois captain.

1969	Dave Scholz
1970	Mike Price, Randy Crews
1971	Rick Howat, Fred Miller
1972	Jim Krelle
1973	Nick Weatherspoon
1974	Jeff Dawson
1975	Rick Schmidt
1976	Selected each game
1977	Audie Matthews
1978	Audie Matthews
1979	Larry Lubin
1980	Levi Cobb, Neil Bresnahan
1981	Derek Holcomb, Eddie Johnson, Mark Smith
1982	James Griffin, Perry Range, Craig Tucker
1983	Kevin Bontemps, Derek Harper, Bryan Leonard
1984	Quinn Richardson
1985	George Montgomery
1986	Bruce Douglas, Efre Winters
1987	Doug Altenberger, Ken Norman, Tony Wysinger
1988	Glynn Blackwell, Jen Kujawa
1989	Kenny Battle, Lowell Hamilton
1990	Kendall Gill, Stephen Gardo
1991	Andy Kpedi, Larry Smith
1992	Tom Michael, Deon Thomas
1993	Tom Michael, Deon Thomas
1994	Tom Michael, Deon Thomas, T. J. Wheeler
1995	Robert Bennett, Shelly Clark
1996	Richard Keene, Kiwane Garriss, Jerry Hester
1997	Herb Caldwell, Chris Gandy, Kiwane Garriss
1998	Jerry Hester, Brian Johnson, Matt Heldman
1999	Victor Chukwuibe

# Illini in the Pros

## Illinois All-Time NBA Draft List

Rich Adams	(San Antonio, 4th Round, 1978)	Bryan Leonard	(Milwaukee, 8th Round, 1982)
Doug Altenberger	(Chicago, 6th Round, 1987)	Marcus Liberty	(Denver, 2nd Round, 1990)
Nick Anderson	(Orlando, 1st Round, 1989)	Audie Matthews	(Detroit, 6th, 1978)
Steve Bardo	(Atlanta, 2nd Round, 1990)	Scott Meents	(Chicago, 4th Round, 1986)
Kenny Battle	(Detroit, 1st Round, 1989)	George Montgomery	(Portland, 2nd Round, 1985)
Ted Beach	(Indianapolis, 1951)	Ken Norman	(LA Clippers, 1st Round, 1987)
Irv Bemoras	(Milwaukee, 1953)	Don Ohl	(Philadelphia, 2nd Round, 1958)
George BonSalle	(Syracuse, 1st Round, 1957)	Wally Osterkorn	(Chicago, 1950)
Jim Bredar	(Fort Wayne, 1953)	Bob Peterson	(Baltimore, 1953)
Neil Bresnahan	(Golden State, 6th Round, 1980)	Andy Phillip	(Chicago, 1947)
Tal Brody	(Baltimore, 3rd Round, 1965)	Mike Price	(New York, 1st Round, 1970)
Jack Burmaster	(St. Louis, 1948)	Perry Range	(Kansas City, 7th Round, 1982)
Bill Burwell	(St. Louis, 3rd Round, 1963)	Bogie Redmon	(Baltimore, 11th Round, 1965)
Nick Connor	(Buffalo, 10th Round, 1973)	Harv Schmidt	(Minneapolis, 2nd Round, 1957)
Jim Dawson	(Chicago, 16th Round, 1967)	Rick Schmidt	(New Orleans, 6th Round, 1975)
Jeff Dawson	(Golden State, 8th Round, 1973)	Dave Scholz	(Philadelphia, 4th Round, 1969)
Bruce Douglas	(Sacramento, 3rd Round, 1986)	Bill Small	(Detroit, 5th Round, 1963)
Dave Downey	(San Francisco, 4th Round, 1963)	Mark Smith	(Milwaukee, 3rd Round, 1981)
Ron Dunlap	(Chicago, 2nd Round, 1968)	Don Sunderlage	(Philadelphia, 1951)
Bill Erickson	(Tri-Cities, 1950)	Roger Taylor	(Syracuse, 5th Round, 1959)
Rod Fletcher	(Minneapolis, 1952)	Deon Thomas	(Dallas, 2nd Round, 1994)
Don Freeman	(Philadelphia, 3rd Round, 1966)	Skip Thoren	(Baltimore, 5th Round, 1965)
Kendall Gill	(Charlotte, 1st Round, 1990)	Craig Tucker	(New York, 3rd Round, 1982)
James Griffin	(New Jersey, 4th Round, 1982)	Otho Tucker	(Boston, 10th Round, 1976)
Derek Harper	(Dallas, 1st Round, 1983)	Gene Vance	(Chicago, 1947)
Jodie Harrison	(Baltimore, 15th Round, 1969)	Nick Weatherspoon	(Washington, 1st Round, 1973)
Derek Holcomb	(Portland, 3rd Round, 1981)	Anthony Welch	(Dallas, 3rd Round, 1986)
Rick Howat	(Milwaukee, 9th Round, 1971)	John Wessels	(Chicago, 8th Round, 1961)
Eddie Johnson	(Kansas City, 2nd Round, 1981)	Nate Williams	(Chicago, 5th Round, 1976)
Paul Judson	(Syracuse, 1956)	Efrem Winters	(Atlanta, 4th Round, 1986)
John Kerr	(Syracuse, 1954)		

### Illinois Players who have competed in the NBA Finals

1955	John Kerr	Syracuse Nationals*
	Wally Osterkorn	Syracuse Nationals*
	Andy Phillip	Fort Wayne Pistons
1956	Andy Phillip	Fort Wayne Pistons
1957	Irv Bemoras	St. Louis Hawks
1958	Andy Phillip	Boston Celtics
1974	Steve Kuberski	Boston Celtics*
1975	Nick Weatherspoon	Washington Bullets
1976	Steve Kuberski	Boston Celtics*
1994	Derek Harper	New York Knicks
1995	Nick Anderson	Orlando Magic

\* Indicates team won championship




Nick Anderson and Kenny Battle were both NBA first round draft choices in 1989.

# Illini in the Pros

## Illinois All-Time NBA Roster

Nick Anderson—Orlando 1990 to present  
Steve Bardo—San Antonio 1992; Dallas 1993; Detroit 1996  
Kenny Battle—Phoenix 1990; Phoenix & Denver 1991; Boston & Golden State 1992; Boston 1993  
Ted Beach—Indianapolis 1951  
Irv Bemoras—Milwaukee 1954; St. Louis 1957  
George BonSalle—Chicago 1962  
Jim Bredar—Ft. Wayne 1953  
Jim Dawson—Indiana (ABA) 1968  
Bruce Douglas—Sacramento 1987  
Dike Eddleman—Tri-Cities 1950-51; Milwaukee & Ft. Wayne 1952; Ft. Wayne 1953  
Bill Erickson—Tri-Cities 1950  
Rod Fletcher—Minneapolis 1952  
Don Freeman—Minnesota (ABA) 1968; Miami (ABA) 1969-70; Utah & Texas (ABA) 1971; Dallas (ABA) 1972; Indiana (ABA) 1973-74; San Antonio (ABA) 1975, Los Angeles (NBA) 1976  
Kendall Gill—Charlotte 1991-93; Seattle 1994-95; Charlotte 1996; New Jersey 1997-present  
Scott Haffner—Miami 1990; Charlotte 1991  
Derek Harper—Dallas 1984-93; Dallas & New York 1994; New York 1995-96; Dallas 1997; Orlando 1998-present  
Eddie Johnson—Kansas City 1982-85; Sacramento 1986-87; Phoenix 1988-90; Phoenix & Seattle 1991; Seattle 1992-93; Charlotte 1994; Indianapolis 1995-96; Houston 1997-present  
John Kerr—Syracuse 1955-63; Philadelphia 1964-65; Baltimore 1966  
Walton Kirk, Jr.—Ft. Wayne 1948; Ft. Wayne & Indianapolis 1949; Anderson & Tri-Cities 1950; Milwaukee 1952  
Steve Kuberski—Boston 1970-94; Milwaukee 1975; Buffalo & Boston 1976; Boston 1977-78  
Marcus Liberty—Denver 1991-93; Denver & Detroit 1994  
Scott Meents—Seattle 1990-91  
Ken Menke—Ft. Wayne 1948; Waterloo 1950  
Ken Norman—L.A. Clippers 1988-93; Milwaukee 1994; Atlanta Hawks 1995-97



*Ken Norman*



*Kenny Battle*

Don Ohl—Detroit 1961-64; Baltimore 1965-67; Baltimore & St. Louis 1968; Atlanta 1969-70  
Wally Osterkorn—Syracuse 1952-55  
Andy Phillip—Chicago 1948-50; Philadelphia 1951-52; Philadelphia & Ft. Wayne 1953; Ft. Wayne 1954-56; Boston 1957-58  
Mike Price—New York 1971-72; Indiana (ABA) 1972; Philadelphia 1973  
Dave Scholz—Kentucky (ABA) 1969; Philadelphia 1970  
Jack Smiley—Ft. Wayne 1948-49; Anderson & Waterloo 1950  
Don Sunderlage—Milwaukee 1954; Minneapolis 1955  
Skip Thoren—Minnesota (ABA) 1968; Miami (ABA) 1969-70  
Gene Vance—Chicago 1948-49; Tri-Cities 1950-51; Milwaukee 1952  
Nick Weatherspoon—Capital 1974; Washington 1975-77; Seattle 1977; Chicago 1978; San Diego 1979-80



# Illini in the Pros

## Current Illini in the NBA



### Nick Anderson • Illinois 1988-89

The first-ever player drafted by the Magic...Was traded to the Sacramento Kings on August 3, 1999...Played in 634 regular season games for the Magic placing him first on the team's all-time list...Surpassed the 10,000 point scoring mark in 1998-99 and currently has 10,650 career points...Holds the NBA record for most three-pointers attempted in a game with 12 against the Houston Rockets in Game 3 of the 1995 NBA Final...Participated in the AT&T Long Distance Shoot-out during the 1995 NBA All-Star Weekend in Phoenix...Led the team with 19.9 ppg in 1991-92...Scored a career-high 50 points against the New Jersey Nets on April 23, 1993...Had a 1998-99 season-high 40 points against the Nets on April 30...Averaged 14.9 points and 5.9 rebounds in 1998-99...His career averages are 15.4 points, 5.3 rebounds and 2.8 assists in his 10 year career.



### Kendall Gill • Illinois 1987-90

Played three seasons in Charlotte before going to Seattle for two years...Returned to Charlotte for the 1995-96 season and played part of the season for the Hornets before being traded to his current team, the New Jersey Nets...Best professional season came in 1996-97 when he posted 21.8 ppg, the most by a Net since 1978-79, and was one of only three NBA players to score in double figures in all 82 games...Scored a career high 41 points against the Orlando Magic on Jan. 13, 1997...Named to the 1991 NBA All-Rookie Team...Holds the Charlotte rookie record for assists (303) and steals (104) in a season (1990-91)...Averaged 11.8 points and 4.9 rebounds in 1998-99...Has started 572 of 642 NBA games and has scored 9,928 career points, an average of 15.5 per game...He established the Kendall Gill House for working homeless in Charlotte and the Cunningham House for children in Champaign...Graduated from Illinois with a degree in speech communications.



### Derek Harper • Illinois 1981-83

Only the second player in NBA history (along with Isiah Thomas) to register 15,000 points, 6,000 assists and 1,800 steals...Has 10 seasons with 100+ steals...Played in his 1,000th career NBA game, posting 18 points, four assists, and four steals against the New Jersey Nets on March 29, 1996...Shares the NBA Finals single-series record for most three-point field goals made (17) against Houston in 1994...Averaged a career-high 19.7 ppg in 1990-91...Named to the 1987 and 1990 NBA All-Defensive Second Team...Has 16,006 career points in 1,199 games (16 seasons)...Currently an L.A. Laker after playing for Orlando, Dallas and New York...Averaged 6.9 points, 1.5 rebounds and 4.2 assists (second on the team) in 1998-99...Has a ticket section in Dallas called "Harper's House" which donates tickets to various non-profit groups.



### Eddie Johnson • Illinois 1978-81

Hit a game-winning three-pointer as time expired in a 95-92 victory over the Utah Jazz in Game 4 of the 1997 Western Conference Finals...Scored the 18,000th point of his career against the Toronto Raptors on Jan. 16, 1996 making him the 38th player in NBA history to reach that milestone (currently has 19,202 career points)...Finished second in the NBA behind Larry Bird in free-throw percentage during the 1989-90 season, shooting a career best 91.7 percent (188-205)...Johnson is a career 84 percent from the line...Won the 1989 NBA Sixth Man Award as a member of the Phoenix Suns...Has played in 1,199 career games and averaged 16 points, four rebounds and 2.1 assists per game.

# All-Time Letterwinners

Information on each athlete was compiled from managers reports, media guides, programs and academic records. Inquiries on additions, deletions or corrections should be directed to the UI Sports Information Office.

An asterisk (\*) indicates information was unavailable at the time of printing.

## A

- Abullah, Halim, 1997; G, Jersey City, N. J. (St. Anthony's)  
 Adams, Rich, 1975, 76, 77, 78; F, Cincinnati, Ohio (Colerain)  
 Altenberger, Bill, 1955, 56, 57; F, E. St. Louis, Ill. (E. St. Louis)  
 Altenberger, Doug, 1983, 84, 85, 87; F-G, Peoria, Ill. (Richwoods)  
 Altenmeyer, Vern, 1959, 60; C, Scottsburg, Ill. (Scottsburg)  
 Alwood, Clyde, 1915, 16, 17; \*, Clinton, Ill. (Clinton)  
 Anderson, Earl, 1918; \*, Bloomington, Ill. (U of I Academy)  
 Anderson, Nick, 1988, 89; F, Chicago, Ill. (Simeon)  
 Anderson, Van, 1948, 49, 50; F, Chicago, Ill. (Sullivan)  
 Applegan, Clarence, 1916; \*, \* (\*)  
 Archibald, Robert, 1999, F, Ballwin, Mo. (Lafayette)

## B

- Bane, Frank, 1914, 15; \*, Chicago, Ill. (Pontiac)  
 Bardo, Stephen, 1987, 88, 89, 90; G-F, Carbondale, Ill. (Carbondale)  
 Bartholomew, Robert, 1930, 31, 32; \*, Peoria, Ill. (Peoria Central)  
 Battle, Kenny, 1988, 89; F, Aurora, Ill. (Aurora West)  
 Bauer, Larry, 1964; F-C, Springfield, Ill. (Springfield)  
 Baumgardner, Max, 1951, 53; F, Sterling, Ill. (Sterling)  
 Beach, Ted, 1950, 51; G, Champaign, Ill. (Champaign)  
 Bemoras, Irvin, 1951, 52, 53; F, Chicago, Ill. (Marshall)  
 Benham, Harold, 1935, 36; \*, Manteno, Ill. (Manteno Twp.)  
 Bennett, Caslon, 1931, 32, 33; \*, Marshall, Ill. (Marshall)  
 Bennett, Robert, 1992, 93, 94, 95; F, Chicago, Ill. (Julian)  
 Bergeson, Carl, 1930; \*, Batavia, Ill. (Batavia)  
 Bernstein, Louis, 1909, 10; \*, Chicago, Ill. (Medill)  
 Beyers, Rich, 1998; F, Shelbyville, Ill. (Shelbyville)



Doug Altenberger won four letters at Illinois.

- Beynon, Jack, 1934, 35; \*, Rockford, Ill. (Rockford)  
 Blackwell, Glynn, 1986, 87, 88; G-F, Highland Park, Mich. (Highland Park)  
 Blackwell, Mel, 1964; F, Centralia, Ill. (Centralia)  
 Blackwell, Ryan, 1996; F, Pittsford, N.Y. (Pittsford-Sutherland)  
 Blout, Bryon, 1936, 37; \*, Mt. Pulaski, Ill. (Mt. Pulaski)  
 Boline, Jelani, 1997, 98; G, Chicago, Ill. (Whitney Young)  
 BonSalle, George, 1955, 56, 57; C, Chicago, Ill. (Loyola Academy)  
 Bontemps, Kevin, 1980, 81, 82, 83; G, Morton, Ill. (Morton)  
 Boudreau, Lou, 1937, 38; \*, Harvey, Ill. (Thornton)  
 Bowman, P. J., 1989, 90; G, Champaign, Ill. (Parkland J.C.)  
 Bradford, Cory, 1999; G, Memphis, Tenn. (Raleigh Egypt)  
 Braun, Howard, 1934, 35, 36; \*, Belleville, Ill. (Belleville)  
 Bredar, James, 1951, 52, 53; G, Salem, Ill. (Salem)  
 Bresnahan, Neil, 1977, 78, 79, 80; F, Oak Park, Ill. (Fenwick)  
 Breyfogle, Larry, 1958; G-F, Lawrenceville, Ill. (Lawrenceville)  
 Britton, Earl, 1924; \*, Elgin, Ill. (Elgin)  
 Brody, Talbot, 1963, 64, 65; G, Trenton, New Jersey (Central)  
 Brothers, Bruce, 1954, 55, 56; F, Quincy, Ill. (Quincy)  
 Brown, Bob, 1964, 66; G-F, W. Frankfort, Ill. (W. Frankfort)

- Brown, Cleotis, 1999; F, Pittsview, Ala. (Russell County)  
 Brundage, Avery, 1908; Chicago, Ill. (R. T. Crane Mann Training)  
 Bunkenberg, Bruce, 1958, 59, 60; F, Chicago, Ill. (Roosevelt)  
 Burmaster, Jack, 1945, 46, 47, 48; G, Elgin, Ill. (Elgin)  
 Burwell, Bill, 1961, 62, 63; C, Brooklyn, New York (Boys)  
 Busboom, Les, 1967, 68, 69; G, Royal, Ill. (St. Joseph-Ogden)  
 Bushnell, Tim, 1974; F, Lincoln, Ill. (Lincoln)

## C

- Caiazza, Ted, 1957; C, LaGrange, Ill. (Lyons)  
 Caldwell, Herb, 1996, 97; F, Jacksonville, Ill. (Jacksonville)  
 Cann, Fremont, 1928; \*, Rochelle, Ill. (Rochelle)  
 Carmichael, Tom, 1974, 75; F-C, Rochelle, Ill. (Rochelle)  
 Carney, Charles, 1920, 21, 22; \*, Evanston, Ill. (Evanston)  
 Cermack, Jerome, 1907, \*, \* (\*)  
 Chukwudebe, Victor, 1997, 98, 99; F, Springfield, Ill. (Lanphier)  
 Clarida, Doug, 1992; G, Marion, Ill. (Marion)  
 Clark, Shelly, 1994, 95; C, Chicago, Ill. (South Shore)  
 Clemons, Rennie, 1991, 92, 93; G, Springfield, Ill. (Calvary)  
 Cobb, Levi, 1977, 78, 79, 80; F, Chicago, Ill. (Morgan Park)  
 Cohen, Larry, 1972; G, Wilmette, Ill. (New Trier East)  
 Colangelo, Jerry, 1960, 61, 62; G, Chicago Heights, Ill. (Bloom)  
 Collins, Walter, 1921, 22; \*, Rockford, Ill. (Harlem Consolidated)  
 Combes, Harry, 1935, 36, 37; \*, Monticello, Ill. (Monticello)  
 Conner, Nick, 1971, 72, 73; C, Columbus, Ohio (East)  
 Craig, Hal, 1946; F, Decatur, Ill. (Decatur)  
 Crane, Dudley, 1914; \*, Montclair, New Jersey (Montclair)  
 Crews, Randy, 1968, 69, 70; F, Kankakee, Ill. (Bradley-Bourbonnais)  
 Cronk, Howard, 1940; \*, Anderson, Ind. (Anderson)  
 Cross, Genn, 1993, 94; G-F, Olympia Fields, Ill. (Rich Central)  
 Curless, Jerry, 1961; G, Table Grove, Ill. (V.I.T)

## D

- Dadant, Maurice, 1906, 07, 08; \*, Hamilton, Ill. (Hamilton)  
 Dahringer, Homer, 1912, 13; \*, Waukegan, Ill. (Waukegan)



# All-Time Letterwinners

Daniels, Jay, 1982, 83; F.W.  
Palm Beach, Florida (Leonard)  
Daugherty, Russell, 1925, 26, 27; \*,  
Streator, Ill. (Streator)  
Davidson, Marc, 1992, 93; F,  
Minooka, Ill. (Aurora Christian)  
Davies, Carl, 1938; \*, \* (\*)  
Davis, Arias, 1998, 99; G, Waycross, Ga.  
(Otero JC)  
Dawson, Jeff, 1973, 74, G, Oak Park, Ill.  
(Downers Grove North)  
Dawson, Jim, 1965, 66, 67; G,  
Elmhurst, Ill. (York)  
DeDecker, Jim, 1971, 72; C, Moline, Ill.  
(Alleman)  
Dehner, Lewis, 1935, 38, 39; \*,  
Lincoln, Ill. (Lincoln)  
Deimling, Keston, 1926, 27, 28; \*,  
Stevens Point, Wis. (Medford)  
Delaney, Donald, 1944, 45; C,  
Grand Rapids, Mich. (Catholic Central)  
DeMoulin, Ray, 1944; F,  
Mulberry Grove, Ill. (\*)  
Deputy, Donn, 1974; F, Pekin, Ill. (Pekin)  
Dezort, Tom, 1970; F, Edwardsville, Ill.  
(Edwardsville)  
Dillon, David, 1941; \*,  
Newton, New Jersey (Sturgis)  
Doolen, Bryan, 1926; \*, \* (\*)  
Dorn, Ernest, 1927, 28, 29; \*, Chicago, Ill.  
(Loyola Academy)  
Doster, Robert, 1946, 47; F, Decatur, Ill.  
(Decatur)  
Douglas, Bruce, 1983, 84, 85, 86; G,  
Quincy, Ill. (Quincy)  
Downey, Dave, 1961, 62, 63; F-G,  
Canton, Ill. (Canton)  
Drew, Earl, 1928, 29; \*, Chicago, Ill.  
(Crane Tech)  
Drish, John, 1939, 40, 41; \*, Chicago, Ill.  
(Morton)  
Duis, Mike, 1992; F, Crescent City, Ill.  
(Crescent Iroquois)  
Duner, Sven, 1913, 14, 15; \*, Wheaton, Ill.  
(Wheaton)  
Dunlap, Ron, 1966, 67; C, Chicago, Ill.  
(Farragut)  
Dutcher, James, 1954, 55; F,  
Downers Grove, Ill. (Downers Grove)

## E

Eddleman, Dwight, 1947, 48, 49; F,  
Centralia, Ill. (Centralia)  
Edwards, Bill, 1962, 63, 64; G,  
Windsor, Ill. (Windsor)  
Elwell, Dan, 1916; \*, Peoria, Ill. (Manual)  
Erickson, William, 1947, 48, 49, 50; G,  
Rockford, Ill. (East)  
Evers, Walter, 1940; \*, Collinsville, Ill.  
(Collinsville)

## F

Farnham, Brad, 1974, 75; E,  
Paris, Ill. (Paris)  
Felmley, John, 1917, 20; \*, Normal, Ill.  
(University High)  
Fencl, Fred, 1934, \*, Co, Ill. (Morton)  
Fencl, George, 1930, 31, 32; \*, Cicero, Ill.  
(Morton)  
Ferdinand, Ken, 1976, 77; F, Urbana, Ill.  
(Urbana)  
Flessner, Deon, 1966, 67; F-C, Royal, Ill.  
(St. Joseph-Ogden)  
Fletcher, Ralph, 1919; \*, Morris, Ill.  
(Morris)  
Fletcher, Rodney, 1950, 51, 52; G,  
Champaign, Ill. (Champaign)  
Foley, Richard, 1947, 48, 49; G, Paris, Ill.  
(Paris)  
Follmer, Clive, 1951, 52, 53; C/F, Forrest, Ill.  
(Forrest)  
Follmer, Jed, 1971, 72, 73; F, Fairfield, Ill.  
(Fairfield)  
Follmer, Mack, 1950, 51; C, Forrest, Ill.  
(Forrest)  
Fowler, Charles, 1942; \*, Wa, Ill. (Watska)  
Frandsen, Lee, 1959, 60; G,  
Davenport, Iowa (Davenport)  
Frank, Joseph, 1938, 39, 40; \*, \* (Vandalia)  
Freeman, David, 1997, 98; G,  
Champaign, Ill. (Central)  
Freeman, Don, 1964, 65, 66; F, Madison, Ill.  
(Madison)  
Fronczak, Stan, 1948; G, Brooklyn, N.Y. (\*)  
Froschauer, Frank, 1933, 34, 35; \*,  
Lincoln, Ill. (Lincoln)  
Fulton, Clifton, 1943, 50; F, Moosehart, Ill. (\*)

## G

Gandy, Chris, 1994, 95, 96, 97; F,  
Kankakee, Ill. (Bradley-Bourbonnais)  
Garris, Kiwane, 1994, 95, 96, 97; G,  
Chicago, Ill. (Westinghouse)  
Gates, Ralph, 1912; \*, Chicago, Ill.  
(Lake View)  
Gates, William, 1936; \*, Rockford, Ill.  
(Rockford)  
Gatewood, Roy, 1950; F, Salem, Ill. (Salem)  
Gedvilas, Leo, 1945; \*, \* (Pekin)  
Gee, Jarrod, 1995, 96, 97, 98; F, Chicago, Ill.  
(St. Martin DePorres)  
Geers, Tim, 1990, 91; Chicago, Ill.  
(DeLaSalle)  
Gerecke, Herbert, 1951, 52; F, Pekin, Ill. (\*)  
Gerhardt, Tom, 1976, 77, 78; F, Chicago, Ill.  
(DeLaSalle)  
Gibbs, Paul, 1933; \*, Linln, Ill. (Lincoln)  
Gibson, Ken, 1990; G, Bloomington, Ill.  
(Bloomington)  
Gill, Kendall, 1987, 88, 89, 90; G,  
Matteson, Ill. (Rich Central)

Gillespie, Gordon, 1944; C, Chicago, Ill.  
(Kelvyn Park)  
Gosnell, Alan, 1958, 59, 60; F  
Lawrenceville, Ill. (Lawrenceville)  
Graff, Dennis, 1974; G, Gibson City, Ill.  
(Gibson City)  
Gray, Reno, 1978, 80; G, Chicago, Ill.  
(Hales Franciscan)  
Green, Fred, 1946, 47, 48, 49; C,  
Urbana, Ill. (Urbana)  
Green, Jim, 1987; G, Peoria, Ill. (Spaulding)  
Greene, Royner, 1934, 35; \*,  
Renovo, Pennsylvania (Renovo)  
Griffin, James, 1979, 80, 81, 82; C, Grandview,  
Texas (Dunbar)  
Guttschow, Roy, 1934, 35; \*,  
Bloomington, Ill. (Trinity)

## H

Haffner, Scott, 1985; G, Noblesville, Ind.  
(Noblesville)  
Haines, Leonard, 1924, 25, 26; \*,  
Belvidere, Ill. (Belvidere)  
Halas, George, 1917, 18; , Chicago, Ill.  
(Crane Tech.)  
Hall, Albert, 1910, 12; \*, Waukegan, Ill.  
(Waukegan)  
Haller, Tom, 1957; G-F, Lockport, Ill.  
(Lockport)  
Handlon, Colin, 1938, 39, 40; \*,  
Edwardsville, Ill. (Edwardsville)  
Hamilton, Lowell, 1986, 87, 88, 89; F,  
Chicago, Ill. (Providence St. Mel)  
Hapac, William, 1938, 39, 40; \*,  
Chicago, Ill. (Morton)  
Harper, Charles, 1929, 30, 31; \*,  
Chandlerville, Ill. (Chandlerville)  
Harper, Derek, 1981, 82, 83; G, W.  
Palm Beach, Florida (North Shore)  
Harris, Davin, 1993; G, Bloomington, Ill.  
(Bloomington)  
Harrison, Jodie, 1968, 69; G, Streator, Ill.  
(Streator)  
Hawkins, Fess, 1999; C, Pine Bluff, Ark.  
(Dollarway)  
Heldman, Matt, 1995, 96, 97, 98; G,  
Libertyville, Ill. (Libertyville)  
Hellmich, Hudson, 1932, 33, 34; \*,  
St. Louis, Mo. (Soldan)  
Hellstrom, Norton, 1921, 23; \*,  
Evanston, Ill. (Evanston)  
Henry, Wilber, 1935, 36, 37; \*,  
Benton, Ill. (Benton)  
Hester, Jerry, 1994, 95, 96, 98; F, Peoria, Ill.  
(Manual)  
Hill, Herbert, 1929; \* Elgin, Ill. (Elgin)  
Hinton, Larry, 1964, 65, 66; G,  
Shelbyville, Ill. (Shelbyville)  
Hocking, William, 1940, 41, 42; \*,  
Braidwood, Ill. (Reed Custer)

# All-Time Letterwinners

Hoffmann, Robert, 1913; \*, St. Louis, Mo. (Wash. Univ.)  
Holcomb, Derek, 1979, 80, 81; C, Peoria, Ill. (Richwoods)  
Hollopeter, Cecil, 1925; \*, Spencerille, Ind. (Spencerville)  
Hooper, Max, 1952, 53, 54; F-C, Mt. Vernon, Ill. (Mt. Vernon)  
Hortin, Gordon, 1944; G, Albion, Ill. (Albion)  
How, John, 1928, 29; \*, Lakeville, Ind. (Lakeville)  
Howat, Rick, 1969, 70, 71; G, Downers Grove, Ill. (North)  
Humphrey, Dwight, 1946, 47; F, Moline, Ill. (Moline)

## I-J

Ingerswain, Bert, 1918, 19, 20; \*, Fulton, Ill. (Clinton)  
Jackson, Greg, 1969, 70, 71; C, Chicago, Ill. (St. Philip)  
Jackson, Mannie, 1958, 59, 60; G, Edwardsville, Ill. (Edwardsville)  
Johansen, Bob, 1965, 66, 67; F, Geneva, Ill. (Geneva)  
Johnson, Brian, 1995, 96, 97, 98; G-F, Des Plaines, Ill. (Maine West)  
Johnson, Eddie, 1978, 79, 80, 81; F, Chicago, Ill. (Westinghouse)  
Johnson, Howard, 1974, 75; G, Marshall, Ill. (Marshall)  
Johnson, Lucas, 1999; F, Des Plaines, Ill. (Maine West)  
Jones, Mike, 1978; G-F, Joliet, Ill. (Central)  
Jones, Rich, 1966, 67; F, Memphis, Tenn. (Lester)  
Jones, Rodney, 1990; F-C, Philadelphia, Pa. (West Philadelphia)  
Judson, Howard, 1944, 45; G, Hebron, Ill. (Aldon-Hebron)  
Judson, Paul, 1954, 55, 56; G, Hebron, Ill. (Aldon-Hebron)  
Judson, Phil, 1955, 56; G-F, Hebron, Ill. (Hebron)  
Judson, Rob, 1977, 78, 79, 80; G, Zion, Ill. (Zion-Benton)  
Juul, Herbert, 1906, 07; \*, Chicago, Ill. (West Division)

## K

Kamm, Albert, 1933, 34; \*, Atwood, Ill. (Atwood)  
Kamm, Alfred, 1934; \*, Atwood, Ill. (Atwood)  
Kamp, Elbert, 1930, 31, 32; \*, Mt. Carmel, Ill. (Mt. Carmel)  
Kamp, Robert, 1930, 31, 32; \*, Mt. Carmel, Ill. (Mt. Carmel)  
Karnes, T. D., 1924, 25; \*, Fairbury, Ill. (Fairbury)

Kassel, Charles, 1925, 26; \*, Melrose Park, Ill. (Proviso)  
Kaufmann, Andy, 1990, 91, 93; F, Jacksonville, Ill. (Jacksonville)  
Kawal, Ed, 1930; \*, Cicero, Ill. (Morton)  
Keene, Richard, 1993, 94, 95, 96; G, Collinsville, Ill. (Collinsville)  
Keller, Charles, 1986; G, Effingham, Ill. (Effingham)  
Kerr, John, 1952, 53, 54; C, Chicago, Ill. (Tilden)  
Kersulis, Walt, 1945, 48, 49, 50; F-C, E. St. Louis, Ill. (E. St. Louis)  
Kircher, Helmuth, 1913, 14; \*, Chicago, Ill. (Crane Tech.)  
Kirk, Walt, 1944, 45, 47; F-G, Mt. Vernon, Ill. (Mt. Vernon)  
Klusendorf, Don, 1984; F, Western Springs, Ill. (Lyons)  
Kopp, William, 1919; \*, Chicago, Ill. (Englewood)  
Kpedi, Andy, 1990, 91; C, St. Anne, Ill. (Kankakee J.C.)  
Krelle, Jim, 1970, 71, 72; G, Aurora, Ill. (West)  
Krupalija, Damir, 1999; F, Rockford, Ill. (Boylan)  
Kujawa, Jens, 1986, 87, 88; C, Braunschweig, West Germany (Taylorville, Ill.)  
Kunz, Phil, 1987, 88; F-C, Carlyle, Ill. (Carlyle)

## L

Landt, Louis, 1959, 60; G, Chicago, Ill. (Roosevelt)  
Lanter, Steve, 1977, 79; G, Belleville, Ill. (Mascoutah)  
Lasater, Harry, 1938; \*, Chicago, Ill. (Kelvyn Park)  
Leeper, Sam, 1962; G, Tolono, Ill. (Unity)  
Leighty, Rick, 1976, 77; G-F, Lawrenceville, Ill. (Lawrenceville)  
Leo, Herbert, 1911, 12; \*, St. Louis, Mo. (Yeatman)  
Leonard, Bryan, 1981, 82; C, Belleville, Ill. (East)  
Liberty, Marcus, 1989, 90; F, Chicago, Ill. (King)  
Lindsay, Forrest, 1926; \*, Tulsa, Okla. (Central)  
Lipe, Cordon, 1923, 24, 25, 26; Chicago, Ill. (Lake Forest Academy)  
Lipe, K. Jack, 1925, 26; \*, Chicago, Ill. (Lake Forest Academy)  
Love, John, 1962, 64; F, Ottawa, Ill. (Ottawa)  
Lovelace, Jay, 1962; G, Carbondale, Ill. (Carbondale)  
Louis, Benny, 1966, 67, 68; F, Pinckneyville, Ill. (Pinckeyville)

Lubin, Larry, 1976, 77, 78, 79; G, Glencoe, Ill. (Evanston)

## M

McDonald, Mike, 1989; F, Streamwood, Ill. (Streamwood)  
Makovsky, Ed, 1953, 54; F-C, Cicero, Ill. (Morton)  
Manzke, Edward, 1989; G, Orland Park, Ill. (Marist)  
Marks, James, 1948, 49; F, Edwardsville, Ill.  
Marks, John, 1951; G, Edwardsville, Ill.  
Markworth, Martin, 1936; Cleveland, Ohio (West Tech.)  
Martin, Hollie, 1926; \*, \* (\*)  
Mast, Nate, 1999; G, Champaign, Ill. (Central)  
Mathisen, Arthur, 1941, 42, 43; C, Dwight, Ill.  
Matthews, Audie, 1975, 76, 77, 78; G, Chicago Heights, Ill. (Bloom)  
Mauer, John, 1924, 35, 36; \*, Batavia, Ill. (Batavia)  
May, Elbridge, 1929, 30, 31; \*, Chicago, Ill. (Lake View)  
McBride, John, 1973; G, Orland Park, Ill. (Sandburg)  
McClain, Sergio, 1998, 99; G, Peoria, Ill. (Manual)  
McClure, Ray, 1946; \*, Galesburg, Ill. (Galesburg)  
McKay, Ernest, 1917; \*, Evanston, Ill. (Evanston)  
McKay, Robert, 1927; \*, Champaign, Ill. (Champaign)  
McKeown, Bill, 1964, 65; G, Clinton, Ill. (Clinton)  
Mee, Julian, 1920, 21; \*, Chicago, Ill. (William & Vashti College)  
Meents, Scott, 1983, 84, 85, 86; F, Herscher, Ill. (Herscher)  
Menke, Ken, 1942, 42, 47; F, Dundee, Ill. (Dundee)  
Menke, Robert, 1946; F-C, Elgin, Ill. (Elgin)  
Mettile, Jerry, 1967; F-G, Morris, Ill. (Morris)  
Meyer, Matt, 1979; G, Manito, Ill. (Foreman)  
Michael, Tom, 1991, 92, 93, 94; F, Hoffman, Ill. (Carlyle)  
Miller, Fred, 1969, 70, 71; F, Pekin, Ill. (Pekin)  
Mills, Coke, 1935; \*, \* (\*)  
Mills, Doug, 1961, 62; G, Galesburg, Ill. (Galesburg)  
Mills, Douglas, 1928, 29, 30; \*, Elgin, Ill. (Elgin)  
Mittleman, Benjamin, 1918, 19; \*, Chicago, Ill. (Marshall)  
Montgomery, George, 1982, 83, 84, 85; C, Chicago, Ill. (Corliss)

# All-Time Letterwinners

Moore, Vernon, 1932; \*, Martinesville, Ill. (Martinesville)  
Morris, Bill, 1972; C, St. Louis, MO. (Beaumont)  
Morton, Robert, 1944, 45; F, Elgin, Ill. (Elgin)  
Mroz, Wallie, 1946; \*, Chicago, Ill. (Wells)

## N

Nisbet, Tom, 1937, 38, 39; \*, Harvey, Ill. (Thornton)  
Norman, Ken, 1985, 86, 87; F, Chicago, Ill. (Crane)  
Notree, Bryant, 1995, 96, 97; G, Chicago, Ill. (Simeon)

## O

Ohl, Don, 1956, 57, 58; G, Edwardsville, Ill. (Edwardsville)  
Olson, Everette, 1927; \*, Hinsdale, Ill. (Lyons)  
O'Neal, Alvin, 1971; G-F, Peoria, Ill. (Spalding)  
O'Neal, Robert, 1941; \*, Chicago Heights, Ill. (Bloom)  
Orr, John, 1945; \*, Pittsburg, Kansas (Taylorville)  
Osterkorn, Walter, 1948, 49, 50; F-C, Chicago, Ill. (Amundsen)  
Otto, Gordon, 1916; \*, Chicago, Ill. (Bradley Poly, Inst.)  
Owen, W. Boyd, 1931, 32, 33; \*, South Bend, Ind. (S. Bend)

## P

Pace, Dennis, 1967, 68, 69; F, Collinsville, Ill. (Collinsville)  
Parker, Curtis, 1924; \*, Hubbard Woods, Ill. (New Trier)  
Parker, Edwin, 1942; C-F, Cicero, Ill. (Morton)  
Parker, Kenneth, 1943; C, Granite City, Ill. (Granite City)  
Patrick, Stan, 1944; F, Chicago, Ill. (Leo)  
Paul, John, 1957, 58; G, Elgin, Ill. (St. Edward)  
Pearson, Preston, 1966, 67; G, Freeport, Ill. (Freeport)  
Penn, Albert, 1908; \*, Camden, Indiana (Indiana Univ.)  
Perry, Edward, 1958, 59, 60; F, Salem, Ill. (Salem)  
Peterson, Robert, 1951, 52, 53; C, Elgin, Ill. (Elgin)  
Phillip, Andrew, 1942, 42, 47; F, Granite City, Ill. (Granite City)  
Phillips, Charles, 1938; DuQuoin, Ill. (DuQuoin)  
Pierce, Scott, 1991, 92; F, Euless, Texas (Trinity)  
Plew, Elmer, 1953, 54; G, Paris, Ill. (Paris)  
Popken, Roland, 1922, 23, 24; \*, Oak Park, Ill. (Oak Park)

Popperfuss, Henry, 1908, 09, 10; \*, Tomah, Wisc. (St. Egnacious College)  
Poston, Emmett, 1909, 11; \*, Crawfordsville, Ind. (Crawfordsville)  
Potter, Glenn, 1922, 23, 24; \*, Orange, California (Orange Union)  
Price, Mike, 1968, 69, 70; G, Indianapolis, Ind. (Arsenal Tech.)  
Probst, J.S., 1918; \*, Elkhart, Ind. (Elkhart)

## R

Range, Perry, 1979, 80, 81, 82; F, South Beloit, Ill. (S. Beloit)  
Redmon, Bogie, 1963, 64, 65; F-C, Collinsville, Ill. (Collinsville)  
Reitsch, Henry, 1921; \*, Rockford, Ill. (Rockford)  
Rennacker, Roy, 1909; \*, Kirkwood, Ill. (Lewis Institute)  
Renner, Jerry, 1961; F, Aurora, Ill. (East)  
Reynolds, Kenneth, 1925, 26, 27; \*, Villa Grove, Ill. (Villa Grove)  
Richardson, Quinn, 1981, 82, 84; G, Robbins, Ill. (Eisenhower)  
Richmond, Robert, 1939, 41; \*, W. Frankfort, Ill. (W. Frankfort)  
Ridley, William, 1954, 55, 56; G, Taylorville, Ill. (Taylorville)  
Riegel, Robert, 1935, 36, 37; \*, Tolono, Ill. (St. John's Military)  
Riley, Roy, 1906; \*, Sutton, Nebraska (W. Division)  
Roberson, Garvin, 1972, 73; G, Elkhart, Ind. (Elkhart)  
Roberts, Dave, 1973, 74, 75; F, Broadview, Ill. (Proviso East)  
Robisch, Brett, 1995; C, Springfield, Ill. (Calvary)  
Roetger, Walter, 1922, 23; \*, St. Louis, MO (Yeatman)  
Roth, Sterve, 1992, 93, 94, 95; C, Belleville, Ill. (East)  
Rowe, Robert, 1946; C, Warren, Ill. (Warren)  
Rucks, Bill, 1974, 75; C, Waukegan, Ill. (Waukegan)  
Rucks, Jim, 1972; F, Waukegan, Ill. (Waukegan)  
Ryan, Edward, 1906, 07; \*, Elgin, Ill. (Elgin)

## S

Sabo, John, 1921, 22; \*, South Bend, Ind. (South Bend)  
Sachs, Henry, 1939, 40, 41; \*, Chicago, Ill. (Wells)  
Schafer, Tom, 1984; F, Algonquin, Ill. (Jacobs)  
Schmidt, Harv, 1955, 56, 57; F, Kankakee, Ill. (Kankakee)  
Schmidt, Rick, 1973, 74, 75; F, Royal, Ill. (St. Joseph-Ogden)

Scholz, Dave, 1967, 68, 69; F-C, Decatur, Ill. (Decatur)  
Schroeder, C. J., 1972, 73, 74; G, Davenport, Iowa (West)  
Schuldt, James, 1951, 53; G, Dundee, Ill. (Dundee)  
Searcy, Ed, 1960; F-C, Indianapolis, Ind. (Attucks)  
Seyler, Jim, 1944, 45, 46; G, Centralia, Ill. (Centralia)  
Shapiro, Harold, 1939, 40, 41; \*, Rochester, New York (Franklin)  
Shapland, Bob, 1970, 71; G, Champaign, Ill. (Central)  
Shapland, Mark, 1989; F, Monticello, Ill. (Monticello)  
Shirley, Alton, 1943; C, St. Elmo, Ill. (Effingham)  
Shoaff, Oliver, 1943; F, Mt. Carmel, Ill. (Mt. Carmel)  
Small, Bill, 1961, 62, 63; G, Aurora, Ill. (West)  
Small, Ervin, 1988, 89, 90; F, Chicago, Ill. (Simeon)  
Smiley, Arthur "Jack", 1942, 43, 46, 47; G, Waterman, Ill. (Waterman)  
Smith, Dave, 1974; F, Clarendon Hills, Ill. (Hindsdale Central)  
Smith, Larry, 1987, 88, 89, 91; G, Alton, Ill. (Alton)  
Smith, Mark, 1978, 79, 80, 81; F, Peoria, Ill. (Richwoods)  
Solyom, Andrew, 1928; \*, Elgin, Ill. (Elgin)  
Staab, Jake, 1944, 45; F, Chillicothe, Ill. (\*)  
Starnes, Bob, 1961, 62, 63; F, Dukedom, Tenn. (Chicago, Gage Park)  
Sterneck, Morris, 1954; G, Salem, Ill. (Salem)  
Stewart, Charles, 1906, 07; \*, Charleston, Ill. (E. Illinois Univ.)  
Stilwell, Leland, 1922, 23, 24; \*, Stewartsville, Ind. (Olney)  
Storey, Awvee, 1998; G, Chicago, Ill. (Proviso West)  
Stout, Hiles, 1955, 56, 57; F, Peoria, Ill. (Central)  
Swanson, Harold, 1936, 37; \*, Chicago, Ill. (Roosevelt)  
Sunderlage, Don, 1949, 50, 51; F-G, Elgin, Ill. (Elgin)

## T

Tabor, Hubert, 1922; \*, Sullivan, Ill. (Sullivan)  
Tallmadge, Floyd, 1906; \*, Geneva, Nebraska (Geneva)  
Tarwain, John, 1930; \*, New Baden, Ill. (Goode-Barren)  
Taylor, Brooks, 1990, 91, 92, 93; G, Chicago, Ill. (DeLaSalle)



# All-Time Letterwinners

Taylor, Curtis, 1986; G, Syracuse, N. Y. (Fowler)  
 Taylor, Paul, 1918, 19, 20; \*, Indianapolis, Ind. (Mooreville)  
 Taylor, Roger, 1957, 58, 59; G, Park Forest, Ill. (Rich)  
 Theobald, William, 1933; \*, DuQuoin, Ill. (DuQuoin)  
 Thomas, Deon, 1991, 92, 93, 94; F-C, Chicago, Ill. (Simeon)  
 Thomas, Derrick, 1995; G, Country Club Hills, Ill. (Rich Central)  
 Thompson, Thomas, 1908, 09, 10; \*, Russell, Kansas (Roadhouse)

Thoren, Skip, 1963, 64, 65; , Rockford, Ill. (East)  
 Thurlby, Burdette, 1948, 49, 50; G, Kirkland, Ill. (Kirkland)  
 Tucker, Craig, 1981, 82; G, Flint, Michigan (Northern)  
 Tucker, Otho, 1973, 75, 76; F, Paris, Ill. (Paris)  
 Turner, Kevin, 1995, 96, 97, 98; G, Chicago, Ill. (Simeon)  
 Turtle, Will, 1992; F, Mokena, Ill. (Lincoln Way)

V  
 Vail, Charles, 1918, 20, 21; Chicago, Ill. (Parker)  
 Vance, Eugene, 1942, 43, 47; G, Clinton, Ill. (Clinton)  
 Vaughn, Govoner, 1958, 59 60; F, Edwardsville, Ill. (Edwardsville)  
 Vopicka, James, 1936, 37; \*, Cicero, Ill. (Morton)  
 Vopicka, Jim, 1964, 65; G, Brookfield, Ill. (Morton West)

## Basketball Managers

The following is a list of the Fighting Illini's head basketball managers since 1922. Head managers are recipients of varsity letter.

1921-22 .....W. F. Hahne  
 1922-23 .....A.F. Radeke  
 1923-24 .....Don Cuthbertson  
 1924-25 .....Kenneth M. Dubach  
 1925-26 .....Verne L. Hahneman  
 1926-27 .....H. E. Schlenz  
 1927-28 .....S. D. Jones  
 1928-29 .....H. H. Young  
 1929-30 .....S. E. Dean  
 1930-31 .....E. N. Combs  
 1931-32 .....Edgar B. Smiley  
 1932-33 .....N.B. Sawtell  
 1933-34 .....H. A. Kellerman  
 1934-35 .....Kenneth Pettigrew  
 1935-36 .....Guy C. Barnard  
 1936-37 .....William G. Whyte  
 1937-38 .....Robert D. Fast  
 1938-39 .....John J. Kinsell  
 1939-40 .....George H. Dickerson  
 1940-41 .....Charles C. Dadant  
 1941-42 .....Leonard Streele  
 1942-43 .....Harry W. Whyte  
 1943-44 .....Tom Jack  
 1944-45 .....John Folmer  
 1945-46 .....Harrison Rose  
 1946-47 .....Max Rowe  
 1947-48 .....John Watkins  
 1948-49 .....James Nelson  
 1949-50 .....Douglas E. Hager  
 1950-51 .....John Swisher  
 1951-52 .....Robert Gaschler  
 1952-53 .....Jack Leskera  
 1953-54 .....Hugh Purnell  
 1954-55 .....Wally Watts  
 1955-56 .....John Murray  
 1956-57 .....Tim McMillan  
 1957-58 .....Gene Wineland  
 1958-59 .....Dick Ekin  
 1959-60 .....Dennis Swanson  
 1960-61 .....Dale DeFour

1961-62 .....Henry Hegmer  
 1962-63 .....Donald Nelson  
 1963-64 .....Bob Shineflug  
 1964-65 .....Richard Budde  
 1965-66 .....Dale Eckerty  
 1966-67 .....Chuck Middleton  
 1967-68 .....Anthony Stepper  
 1968-69 .....Jack Tuttle  
 1969-70 .....George Wenthe  
 1970-71 .....George Andrews  
 1971-72 .....Paul Zubinski  
 1972-73 .....Ed Deffley  
 1973-74 .....Arnell Gregorski  
 1974-75 .....Jim Kaetzer  
 1975-76 .....Jim Kaetzer  
 1976-77 .....Ron Tombaugh  
 1977-78 .....Lyle Kurz  
 1978-79 .....Alan Smith  
 1979-80 .....Geoff Galen  
 1980-81 .....Steve Hovarth  
 1981-82 .....Curtis Stoelting  
 1982-83 .....Michael Tucker  
 1983-84 .....Dennis Gorsuch  
 1984-85 .....Tim Thomas  
 1985-86 .....Bob Goldsmith  
 1986-87 .....Jimmy Phillips  
 1987-88 .....Nate Suddeth  
 1988-89 .....Gary Brunner  
 1989-90 .....Mark Wessell  
 1990-91 .....Lynn Carroll  
 1991-92 .....Andrew Haring  
 1992-93 .....Mike O'Malley  
 1993-94 .....Mike O'Malley  
 1994-95 .....Dana O'Connor  
 1995-96 .....Dana O'Connor  
 1996-97 .....Max Rouse  
 1997-98 .....Max Rouse  
 1998-99 .....Kevin Ksiazek

W  
 Walquist, Lawrence, 1920, 21, 22; \*, Rockford, Ill. (Rockford)  
 Wardley, George, 1937, 38, 39; \*, Joliet, Ill. (Phillips Exeter Acad.)  
 Washington, Mike, 1975, 76; F-C; Chicago, Ill. (Morgan Park)  
 Watson, Carl, 1909, 10; \*, Chicago, Ill. (Lewis Institute)  
 Weatherspoon, Nick, 1971, 72, 73; F, Canton, Ohio (McKinley)  
 Welch, Anthony, 1982, 83, 85, 86; F, Grand Rapids, Michigan (Creston)  
 Wentz, Mike, 1974; C, Effingham, Ill. (St. Anthony)  
 Wessels, John, 1959, 60, 61; C, Rockford, Ill. (West)  
 Westervelt, Kevin, 1980; G, Peoria, Ill. (Richwoods)  
 Westfall, Curtis, 1907; \*, Bushnell, Ill. (Lombard Coll.)  
 Wheeler, T.J., 1992, 93, 94; G, Buckner, Ill. (Christopher)  
 White, James, 1911, 12, 13; \*, Chicago, Ill. (Lakeview)  
 Williams, Nate, 1975, 76; G, Chicago, Ill. (Crane)  
 Williford, Edward, 1913, 14, 15; \*, Nokomis, Ill. (Nokomis)  
 Wilson, Kenneth, 1919, 20; \*, Atwood, Ill. (Atwood)  
 Windmiller, Bob, 1969, 70; G, N. Manchester, Ind. (Ossian)  
 Winters, Efreem, 1983, 84, 85, 86; F, Chicago, Ill. (King)  
 Woods, Ralf, 1915, 16, 17; \*, Evanston, Ill. (Evanston)  
 Woodward, Reggie, 1986; G, Chicago, Ill. (King)  
 Woolston, William, 1911, 12; \*, Geneva, Ill. (Cornell Univ.)  
 Wright, James, 1952, 53, 53; G, Lawrenceville, Ill. (Lawrenceville)  
 Wukovits, Victor, 1940, 41, 42; \*, South Bend, Ind. (Riley)  
 Wysinger, Tony, 1984, 85, 86, 87; G, Peoria, Ill. (Central)



# By the Numbers

The following is a list of numbers and the Fighting Illini who have worn them since 1940.

## #00

Victor Chukwudebe .....1997-98-99

## #3

Arias Davis .....1999

Davin Harris .....1993

Tim Geers .....1990-91

## #4

Fess Hawkins .....1999

Arias Davis .....1998

Brooks Taylor .....1990-91-92-93

Scott Haffner .....1985

## #5

Halim Abdullah .....1997

## #7

Morris Sterneck .....1954

Clifton Fulton .....1950

Oliver Shoaff .....1943

## #8

Ted Beach .....1951

Roy Gatewood .....1950

Edwin Parker .....1942

## #9

Elmer Plew .....1953-54

Richard Foley .....1947-48

Jim Seyler .....1944-45

## #10

Jelani Boline .....1997-98

Will Tuttle .....1992

P.J. Bowman .....1989-90

Tony Wysinger .....1984-85-86-87

Craig Tucker .....1981-82

Reno Gray .....1978, 80

Nate Williams .....1975-76

Garvin Roberson .....1972-73

Rick Howat .....1969-70-71

Larry Bauer .....1964

John Wessels .....1959-60-61

Hiles Stout .....1955-56

Bill Edwards .....1947

Jake Staab .....1944-45

## #11

Rennie Clemons .....1991-92-93

Tom Schafer .....1983-84

Dave Roberts .....1973-74-75

Bob Windmiller .....1969-70

Ben Louis .....1966-67-68

Roger Taylor .....1957-58-59

William Ridley .....1954-55-56

Don Sunderlage .....1950-51

Jack Burmaster .....1947-48

John Orr .....1945

## #12

Derek Harper .....1981-82-83

Kevin Westervelt .....1980

Ken Ferdinand .....1976-77

Nick Weatherspoon .....1971-72-73

Talbot Brody .....1963-64-65

Lee Frandsen .....1959-60

Leo Gedvilas .....1945

## #13

Cory Bradford .....1999

Doug Clarida .....1992

Kendall Gill .....1987-88-89-90

James Griffin .....1979-80-81-82

Walter Osterkorn .....1948, 1950

Victor Wukovits .....1942

## #14

C.J. Schroeder .....1972-73-74

Fred Miller .....1969-70-71

Jerry Mettille .....1967

John Love .....1962, 1964

Burdette Thurlby .....1948, 1940

Walt Kirk .....1947

## #15

Tom Carmichael .....1974-75

Mike Price .....1968-69-70

Don Freeman .....1964-65-66

Hiles Strout .....1957

John Marks .....1951

Arthur (Jack) Smiley .....1942-43-47

## #16

James Wright .....1952-53-54

Robert Doster .....1947

Ray DeMoulin .....1944

William Hocking .....1942

## #17


Gordon Gillespie .....1944

## #19

James Bredar .....1951-52-53

Arthur Mathisen .....1942-43

Walt Kersulis .....1945



Rick Howat (left), Illinois' Most Valuable Player in 1971, wore #10 for three seasons from 1969-71. Jake Staab, a two-year letterman at forward, wore #10 from 1944-45.

# By the Numbers



*Illini assistant coach Rob Judson was the third member of his family to wear #30 for the Fighting Illini.*

## #20

Ken Gibson	1980
Edward Manzke	1989
Kevin Bontemps	1980-81-82-83
Matt Meyer	1979
Dennis Graff	1974
Mel Blackwell	1964
Jerry Renner	1961
Bruce Bunkenburg	1958-59-60
Bill Altenberger	1955-56

## #21

Robert Archibald	1999
Matt Heldman	1995-96-97-98
Scott Pierce	1992
Rodney Jones	1980
Glynn Blackwell	1986-87-88
Quinn Richardson	1981-82, 1984
Steve Lanter	1977, 1979
Larry Cohen	1972
Bob Johansen	1965-66-67

Sam Leeper	1962
Bill Altenberger	1957
Walt Kersulis	1948, 1950

## #22

Lucas Johnson	1999
Kiwane Garris	1994-95-96-97
Doug Altenberger	1983-84-85-86-87
Perry Range	1979-80-81-82
Howard Johnson	1974-75
Jim Vopicka	1964-65
Jay Lovelace	1962
Edward Perry	1958-59-60
George BonSalle	1955-56
John Kerr	1952-53-54
Van Anderson	1948, 1950

## #23

Jerry Hester	1998
Mike Duis	1992
Larry Smith	1988-89, 1991
Curtis Taylor	1986
George Montgomery	1982-83-84-85
Larry Lubin	1976-77-78-79
Jerry Colangelo	1960-61-62
George BonSalle	1957
Ted Beach	1950
Alton Shirley	1943

## #24

Richard Keene	1993-94-95-96
Scott Pierce	1991
Ervin Small	1988-89-90
Efrem Winters	1983-84-85-86
Tom Gerhardt	1976-77-78
Jeff Dawson	1973-74
Jim Dawson	1965-66-67
Ed Makovsky	1953-54

## #25

Bryant Norree	1995-96-97
Deon Thomas	1991-92-93-94
Nick Anderson	1988-89
Bruce Douglas	1983-84-85-86
Donn Deputy	1974
Jim Krelle	1970-71-72
Preston Pearson	1966-67
Bill Burwell	1961-62-63
Ted Caiazza	1956-57
Robert Peterson	1951-52-53
Eugene Vance	1942-43, 1947
Walt Kirk	1944-45

## #26

Irvin Bemoras	1951-52-53
Stan Fronczak	1948

## #27

James Dutcher	1954-55
Mack Follmer	1950-51
James Marks	1948

## #28

Gordon Hortin	1944
---------------	------

## #29

Max Baumgardner	1951, 1953
Dwight Humphrey	1947

## #30

Robert Bennett	1992-93-94-95
Marcus Liberty	1989-90
Scott Meents	1983-84-85-86
Rob Judson	1977-78-79-80
Mike Wente	1974
Randy Crews	1968-69-70
Deon Flessner	1966-67
Mannie Jackson	1958-59-60
Phil Judson	1955-56
Howard Judson	1944-45

## #31

David Freeman	1997-98
Brett Robisch	1995-96
Larry Smith	1987
Don Klusendorf	1984
Neil Bresnahan	1977-78-79-80
Greg Jackson	1969-70-71
Doug Mills	1961-62
Donald Delandy	1944-45

## #32

Cleotis Brown	1999
Jarrod Gee	1995-96-97-98
Tom Michael	1991-92-93-94
Jay Daniels	1982-83
Levi Cobb	1977-78-79-80
Rick Schmidt	1973-74-75
Les Busboom	1967-68-69
Bill Edwards	1962-63-64
Louis Landt	1959-60
Bruce Brothers	1954-55-56



# By the Numbers

## #33

Damir Krupalija .....1999  
Kevin Turner .....1995-96-97-98  
Marc Davidson .....1992-93  
Kenny Battle .....1988-89  
Ken Norman .....1985-86-87  
Eddie Johnson .....1978-79-80-81  
Otho Tucker .....1973, 1975-76  
Alvin O'Neal .....1971  
Jodie Harrison .....1968-69  
Rick Jones .....1966-67  
Bogie Redmon .....1963-64-65  
Alan Gosnell .....1958-59-60  
Harv Schmidt .....1955-56-57  
Clive Follmer .....1951-52-53  
William Erickson .....1947-48, 1950  
Charles Fowler .....1942

## #34

Brian Johnson .....1995-96-97-98  
Andy Kaufmann .....1990-91, 1993  
Rick Leighty .....1976-77  
Dennis Pace .....1967-68-69  
Bill McKeown .....1964-65  
Larry Breyfogle .....1958  
Paul Judson .....1954-55-56  
Robert Morton .....1944-45  
Kenneth Parker .....1943

## #35

Carvell Ammons .....1999  
Shelly Clark .....1994-95  
Stephen Bardo .....1987-88-89-90  
Reggie Woodward .....1986  
Bill Morris .....1972  
Ron Dunlap .....1966-67  
Skip Thoren .....1963-64-65  
Govoner Vaughn .....1958-59-60

## #37

Rodney Fletcher .....1950-51-52

## #38

Herbert Gerecke .....1951-52  
Ken Menke .....1942-43, 1947  
Jack Burmaster .....1945

## #40

Sergio McClain .....1998-99  
Jerry Hester .....1994-95-96-97  
Mike MacDonald .....1989  
Rich Adams .....1975-76-77-78  
John McBride .....1973  
Tom Dezort .....1967-68-69-70  
Bob Brown .....1964, 1966  
Dave Downey .....1961-62-63  
Dwight Eddleman .....1947-48

## #41

Mike Jones .....1978  
Dave Smith .....1974  
Jerry Curless .....1961  
Max Hooper .....1952

## #42

Herb Caldwell .....1996-97  
Gene Cross .....1993-94  
Mark Shapland .....1989  
Jim Green .....1987  
Mark Smith .....1978-79-80-81  
Tim Bushell .....1974  
Jim Rucks .....1972  
Ed Searcy .....1960

## #43

Bryan Leonard .....1981-82-83  
Audie Matthews .....1977-78  
Brad Farnham .....1974-75  
Bob Shapland .....1970-71  
Larry Hinton .....1964-65-66  
John Paul .....1957-58

## #44

Rich Beyers .....1998-99  
Ryan Blackwell .....1996  
T.J. Wheeler .....1992-93-94  
Phil Kunz .....1987-88  
Anthony Welch .....1983-84-85-86  
Derek Holcomb .....1979-80-81  
Audie Matthews .....1975-76  
Jed Foster .....1971-72-73  
Bob Starnes .....1961-62-63  
Don Ohl .....1956, 1958

## #45

Chris Gandy .....1994-95-96-97  
Lowell Hamilton .....1986-87-88-89  
Nick Connor .....1971-72-73  
Don Ohl .....1957

## #47

Max Hooper .....1953-54  
Andrew Phillip .....1942-43, 1947

## #48

James Schuldt .....1951, 1953  
Fred Green .....1947-48

## #49

Stan Patrick .....1944

## #50

Andy Kpedi .....1990-91

## #51

Tom Haller .....1957

## #52

Steve Roth .....1992-93-94-95  
Vern Altemeyer .....1959-60


## #53

Bill Rucks .....1974-75  
Bill Small .....1961-62-63

## #54

Jens Kujawa .....1986-87-88  
Mike Washington .....1975-76  
Jim DeDecker .....1971-72

# Opponents Section



# BB & T Classic

## BB & T Classic

### The Pairings

*Saturday, December 4*

George Washington vs. Seton Hall Noon  
ILLINOIS vs. Maryland 2:30 p.m.

*Sunday, December 5*

Consolation 5:30 p.m.  
Championship 8 p.m.

## BB & T History

Formerly known as the Franklin National Bank Classic, the BB&T Classic is co-hosted by Maryland and George Washington. The four-year-old event has raised more than a million dollars for the Children's Charities Foundation of Washington. Illini Head Coach Lon Kruger participated in the inaugural tournament in 1995 with his Florida squad.

1995

Florida 75, George Washington 66  
Massachusetts 50, Maryland 47

**Consolation:** Maryland 98, George Washington 81  
**Championship:** Massachusetts 80, Florida 58

**1995 All-Tournament Team:** Marcus Camby, UMass (MVP); Alexander Koul, George Washington; Dametri Hill, Florida; Greg Williams, Florida; Johnny Rhodes, Maryland

1996

George Washington 57, Mississippi State 36  
Maryland 80, California 64

**Consolation:** California 78, Mississippi State 45  
**Championship:** Maryland 74, George Washington 68

**1996 All-Tournament Team:** Keith Booth, Maryland (MVP); Yegor Mescheriakov, George Washington; Alexander Koul, George Washington; Laron Profit, Maryland; Ed Gray, California

1997

Maryland 86, Kansas 83  
George Washington 66, Pennsylvania 62

**Consolation:** Kansas 89, Pennsylvania 71  
**Championship:** George Washington 70, Maryland 66

**1997 All-Tournament Team:** Shawnta Rogers, George Washington (MVP); Raef LaFrentz, Kansas; Paul Pierce, Kansas; Rodney Elliott, Maryland; Laron Profit, Maryland

1998

Maryland 62, Stanford 60  
DePaul 87, George Washington 79

**Consolation:** Stanford 70, George Washington 56  
**Championship:** Maryland 92, DePaul 75

**1998 All-Tournament Team:** Steve Francis, Maryland (MVP); Terence Morris, Maryland; Mark Madsen, Stanford; Quentin Richardson, DePaul; Yegor Mescheriakov, George Washington

## George Washington



Tom Penders  
Head Coach



Mike King  
Jr., Guard



### Quick Facts

**Location:** Washington, D.C.  
**Enrollment:** 19,481  
**Arena/Capacity:** Charles E. Smith Center/5,000  
**Nickname:** Colonials  
**Colors:** Buff and Blue  
**Conference:** Atlantic 10 (West)  
**Athletic Director:** Jack Kvancz  
**Athletic Department Phone:** (202) 994-6650  
**Sports Information Mailing Address:** George Washington Sports Information 600 22nd St., NW Washington, DC 20052  
**SID Telephone:** (202) 994-0339  
**SID Fax:** (202) 994-2713  
**Press Row Phone:** (202) 994-1776  
**Website:** www.gwu.edu/~gwsports  
**SID/Home Phone:** Brad Bower/(703) 658-1497  
**Basketball SID/Home Phone:** Same  
**E-mail:** bbower@gwu.edu

### Basketball Info

**Head Coach:** Tom Penders (Connecticut '67)  
**Collegiate Coaching Record:** 498-328 (28 years)  
**Record at George Washington:** 20-9 (1 year)  
**Assistant Coaches:** Rob Wright (Paul Quinn '83), Bonzie Colson (Rhode Island '89), Tommy Penders (Texas '95)  
**Basketball Office Telephone:** (202) 994-6651  
**1998-99 Overall Record:** 20-9  
**1998-99 Conference Record/Finish:** 13-3/1st-Western Div.  
**Starters Returning/Lost:** 3/2  
**Letterman Returning/Lost:** 11/5

### Series History

**Series:** George Washington leads 1-0  
**Games at Illinois:** George Washington leads 1-0  
**Games at George Washington:** 0-0  
**Neutral Games:** 0-0

## 1999-2000 George Washington Colonials Roster

Player	Ht.	Wt.	Yr.	Pos.	Hometown
Arthur Andrews	6-6	185	Fr.	F	Avot, Conn.
Sam Anyan	6-6	211	Sr.	F	Baltimore, Md.
Bernard Barrow	5-8	150	Jr.	G	Harlem, NY
Dorien Brown	6-3	225	So.	G-F	Voorhees, NJ
Val Brown	6-1	160	Fr.	G	Springfield, Va.
Francisco de Miranda	6-9	220	Sr.	F	Breda, Netherlands
Antxon Iturbe	6-8	251	Jr.	F	Vitoria Basque, Spain
Valery Khamenia	6-8	214	Jr.	G-F	Grodno, Belarus
Mike King	6-4	182	Jr.	G	Baltimore, Md.
Mark Lund	6-2	169	Sr.	G	Klawock, Ark.
Chirs Monroe	6-3	210	Fr.	G	Hyattsville, Md.
Patrick Ngongba	6-8	238	Jr.	F-C	Bangui, Africa
Albert Roma	7-0	240	So.	C	Baleny, Spain
Jason Smith	6-8	185	So.	F	Boston, Mass.
Daniel Soares	6-3	198	Sr.	G	Rio de Janiero, Brazil

# B B & T Classic

## Maryland



Gary Williams  
Head Coach



Terence Morris  
So., Forward



### Quick Facts

**Location:** College Park, Maryland  
**Enrollment:** 33,006  
**Arena/Capacity:** Cole Field House/14,500  
**Nickname:** Terrapins  
**Colors:** Red, White, Black and Gold  
**Conference:** Atlantic Coast  
**Athletic Director:** Deborah A. Yow  
**Athletic Department Phone:** (301) 314-7075  
**Sports Information Mailing Address:** Maryland Media Relations PO Box 295 Cole Field House, Room 1102 Campus Drive College Park, MD 20742  
**SID Telephone:** (301) 314-7065  
**SID Fax:** (301) 314-9094  
**Press Row Phone:** (301) 314-8624  
**Website:** www.umterps.com  
**Sports Information Director/Home Phone:** Chuck Walsh/(301) 890-9671  
**Basketball SID/Home Phone:** Same  
**E-mail:** cwash2@umdacc.umd.edu

### Basketball Info

**Head Coach:** Gary Williams (Maryland '68)  
**Collegiate Coaching Record:** 399-246 (21 years)  
**Record at Maryland:** 192-118 (10 years)  
**Assistant Coaches:** Billy Hahn (Maryland '75), Dave Dickerson (Maryland '89), Jimmy Patsos (Catholic '89)  
**Basketball Office Telephone:** (301) 314-7029  
**1998-99 Overall Record:** 28-6  
**1998-99 Conference Record/Finish:** 13-3/2nd  
**Starters Returning/Lost:** 2/3  
**Letterman Returning/Lost:** 7/6

### Series History

**Series:** Tied 1-1  
**Games at Illinois:** 0-0  
**Games at Maryland:** 0-0  
**Neutral Games:** Tied 1-1

### 1999-2000 Maryland Terrapins Roster

Player	Ht.	Wt.	Yr.	Pos.	Hometown
Earl Badu	6-0	167	So.	G	Baltimore, Md.
Lonny Baxter	6-8	225	So.	F	Silver Spring, Md.
Steven Blake	6-3	170	Fr.	G	Miami, Fla.
LaRon Cephas	6-7	223	Jr.	F	Wilmington, Del.
Juan Dixon	6-3	152	So.	G	Baltimore, Md.
Matt Hahn	6-0	162	Sr.	G	Columbia, Md.
Tahj Holden	6-10	235	Fr.	F	Little Silver, N.J.
Mike Mardesich	7-0	255	Jr.	C-F	Boston, Mass.
Danny Miller	6-8	205	So.	G	Mt. Holly, N.J.
Terence Morris	6-9	205	Jr.	F	Frederick, Md.
Drew Nicholas	6-3	165	Fr.	G	Hempstead, N.Y.

## Seton Hall



Tommy Amaker  
Head Coach



S. Holloway  
Sr., Guard



### Quick Facts

**Location:** South Orange, New Jersey  
**Enrollment:** 9,527  
**Arena/Capacity:** Continental Airlines Arena/20,029  
**Nickname:** Pirates  
**Colors:** Blue and White  
**Conference:** Big East  
**Athletic Director:** Jeff Fogelson  
**Athletic Department Phone:** (973) 761-9497  
**Sports Information Mailing Address:** Seton Hall Sports Information 400 South Orange Avenue South Orange, NJ 07079  
**SID Telephone:** (973) 761-9493  
**SID Fax:** (973) 761-9061  
**Press Row Phone:** (201) 842-5720  
**Website:** www.shu.edu/life/athletic/index.html  
**Sports Information Director/Home Phone:** Marie Wozniak/(973) 761-9061  
**Basketball SID/Home Phone:** Same  
**E-mail:** wozniama@shu.edu

### Basketball Info

**Head Coach:** Tommy Amaker (Duke '87)  
**Collegiate Coaching Record:** 30-30 (2 years)  
**Record at Seton Hall:** 30-30  
**Assistant Coaches:** Rob Jackson (Northeastern '74), Fred Hill (Montclair State '81), Chris Collins (Duke '96)  
**Basketball Office Telephone:** (973) 761-9070  
**1998-99 Overall Record:** 15-15  
**1998-99 Conference Record/Finish:** 8-10/8th  
**Starters Returning/Lost:** 4/1  
**Letterman Returning/Lost:** 6/4

### Series History

**Series:** First meeting

### 1999-2000 Seton Hall Pirates Roster

Player	Ht.	Wt.	Yr.	Pos.	Hometown
Brian Campbell	6-3	223	Sr.	G	Manasquan, NJ
Samuel Dalember	6-11	230	Fr.	C	Port-Au-Prince, Haiti
Reggie Garrett	6-6	192	Jr.	F	Somerset, NJ
Al Harris	6-8	215	Fr.	F	Hollywood, Fla.
Shaheen Holloway	5-10	173	Sr.	G	Queens, NY
Rimas Kaukenas	6-4	214	Sr.	G	Vilnius, Lithuania
Darius Lane	6-4	217	So.	G	Fridley, Maine
Charles Manga	6-10	248	So.	F	Douala, Cameroon
Greg Morton	6-7	225	Fr.	F	Bronx, NY
Gary Saunders	6-5	211	Sr.	G	New York, NY
Ty Shine	6-0	173	So.	G	Augusta, Ga.
Kevin Wilkins	6-7	220	Jr.	F	Atlantic City, NJ

# Bethune-Cookman

Tuesday, December 28, 1999 at Champaign, Ill.  
7 p.m.



Horace Broadnax  
Head Coach



Freddie Cole  
Sr., Guard

## Quick Facts

Location: Daytona Beach, Florida  
Enrollment: 2,500  
Arena/Capacity: Moore Gymnasium/3,000  
Nickname: Wildcats  
Colors: Maroon and Gold  
Conference: Mid-Eastern Athletic Conference  
Athletic Director: Lynn W. Thompson  
Athletic Department Phone: (904) 257-2011  
Sports Information Mailing Address:  
Bethune-Cookman Sports Information  
640 Dr. Mary McLeod Bethune Blvd.  
Daytona Beach, FL 32114

SID Telephone: (904) 255-1401, ext. 405  
SID Fax: (904) 253-4231  
Press Row Phone: (904) 255-1401, ext. 423  
Website: www.bethune.cookman.edu  
/Athletics/athletics.html  
Sports Information Director/Home Phone:  
Charles Jackson/(904) 532-2335  
Basketball SID/Home Phone: Same  
E-mail: jacksonc@cookman.edu

## Basketball Information

Head Coach: Horace Broadnax (Georgetown '86)  
Collegiate Coaching Record: 12-42 (3 years)  
Record at Bethune-Cookman: 12-42 (3 years)  
Assistant Coaches: Cliff Reed (Bethune-Cookman '91), Rick Walrond (N.C. Methodist '75)

Basketball Office Telephone: (904) 255-1401, ext. 270  
1998-99 Overall Record: 11-16  
1998-99 Conference Record/Finish: 10-9/5th  
Starters Returning/Lost: 4/1  
Letterman Returning/Lost: 10/2

## 1999-2000 Schedule

Nov. 19	vs. Florida A&M
Nov. 24	FLORIDA ATLANTIC
Nov. 28	at Siena
Nov. 30	at Miami
Dec. 8	at Georgetown
Dec. 11	at Florida
Dec. 28	at Illinois
Jan. 1	MD-EASTERN SHORE
Jan. 8	COPPIN STATE
Jan. 10	MORGAN STATE
Jan. 15	at South Carolina State
Jan. 17	at North Carolina A&T
Jan. 22	HOWARD
Jan. 24	at Delaware State
Jan. 29	HAMPTON
Jan. 31	NORFOLK STATE
Feb. 3	at Texas A&M
Feb. 5	at Maryland-Eastern Shore
Feb. 12	at Coppin State
Feb. 14	at Morgan State
Feb. 19	SOUTH CAROLINA STATE
Feb. 21	NORTH CAROLINA A&T
Feb. 26	at Florida A&M
Mar. 2	at Hampton
Mar. 4	at Norfolk State
Mar. 8-11	at MEAC Tournament

## 1999-2000 Bethune-Cookman Wildcats Roster

Player	Ht.	Wt.	Yr.	Pos.	Hometown	ppg/rpg/apg
Freddie Cole	6-3	185	Sr.	G	Ft. Lee, Va.	13.2/4.9
Brian Cox	6-1	175	Jr.	G	Daytona Beach, Fla.	
Typhon Crawford	6-0	165	So.	G	Winter Haven, Fla.	
Jerty Daniels	6-9	195	Fr.	F-C	Hallandale, Fla.	
Jesse Daniels	6-8	195	Fr.	F-C	Hallandale, Fla.	
Javon Dukes	5-7	150	Sr.	G	Wauchula, Fla.	
Larry Gilbert	6-4	200	Jr.	G	Holoke, Mass.	
Brent King	6-5	190	So.	F	Indianapolis, Ind.	3.9/2.4
Tyris Livas	5-10	165	Sr.	G	Terrebonne, La.	7.7/3.5
Derricus Lockwood	6-6	210	Jr.	F	Quincy, Fla.	2.4/2.7
Valder Ned	6-6	210	Sr.	F	Ft. Lauderdale, Fla.	7.1/5.6
Jerome Nicholson	6-8	260	Fr.	C	Cocoa, Fla.	
Bryan Sanders	6-6	200	Sr.	F	Dallas, Texas	3.4/2.1
Delvin Thomas	6-7	200	Sr.	F	Miami, Fla.	9.5/5.0
Emerson West	6-4	220	Jr.	F	Daytona Beach, Fla.	


## Series History

Series: First meeting  
Kruger vs. Bethune-Cookman at Illinois: 0-0  
Kruger vs. Bethune-Cookman all-time: 0-0  
Broadnax vs. Illinois at Bethune-Cookman: 0-0



# Bradley

Monday, November 22, 1999 at Peoria, Ill.  
7 p.m.



## Quick Facts

**Location:** Peoria, Illinois  
**Enrollment:** 6,000  
**Arena/Capacity:** Carver Arena/10,825  
**Nickname:** Braves  
**Colors:** Red and White  
**Conference:** Missouri Valley  
**Athletic Director:** Ken Kavanagh  
**Athletic Department Phone:** (309) 677-2670  
**Sports Information Mailing Address:**  
 Bradley Sports Information  
 Robertson Field House-Bradley University  
 Peoria, IL 61625

**SID Telephone:** (309) 677-2624  
**SID Fax:** (309) 677-2626  
**Press Row Phone:** (309) 673-8381  
**Website:** www.bradley.edu/athletics  
**Sports Information Director/Home Phone:**  
 Bobby Parker/(309) 681-9773  
**Basketball SID/Home Phone:** Same  
**E-mail:** bparker@bradley.edu



Jim Molinari  
Head Coach



Eric Roberson  
Jr., Guard

## Basketball Information

**Head Coach:** Jim Molinari (Illinois Wesleyan '77)  
**Collegiate Coaching Record:** 174-121 (10 years)  
**Record at Bradley:** 132-104 (8 years)  
**Assistant Coaches:** Pat Donahue (Elmhurst College '88), Duane Broussard (Bradley '93), Al Biancalana (Elmhurst, '92)

**Basketball Office Telephone:** (309) 677-2668  
**1998-99 Overall Record:** 17-12  
**1998-99 Conference Record/Finish:** 11-7/T2nd  
**Starters Returning/Lost:** 5/0  
**Letterman Returning/Lost:** 9/3

## 1999-2000 Schedule

Nov. 19	SOUTH ALABAMA
Nov. 22	ILLINOIS
Nov. 27	at Loyola-Chicago
Dec. 1	at Western Illinois
Dec. 4	GEORGIA STATE
Dec. 8	GEORGE WASHINGTON
Dec. 16	vs. Auburn
Dec. 19	at Drake
Dec. 22	SE MISSOURI STATE
Dec. 27-30	at Outrigger's Hotel Rainbow Classic
Jan. 5	at Wichita State
Jan. 8	INDIANA STATE
Jan. 12	at Northern Iowa
Jan. 15	EVANSVILLE
Jan. 19	WICHITA STATE
Jan. 22	at Southern Illinois
Jan. 26	ILLINOIS STATE
Jan. 30	SW MISSOURI STATE
Feb. 2	at Evansville
Feb. 5	NORTHERN IOWA
Feb. 8	at Illinois State
Feb. 13	at Creighton
Feb. 16	DRAKE
Feb. 19	at Southwest Missouri State
Feb. 23	CREIGHTON
Feb. 26	SOUTHERN ILLINOIS
Feb. 28	at Indiana State
Mar. 3-6	at Missouri Valley Conference Tournament

## 1999-2000 Bradley Braves Roster

Player	Ht.	Wt.	Yr.	Pos.	Hometown	ppg/rpg/apg
Jermaine Brown	6-5	180	So.	F	Maywood, Ill.	
Ed Cage	6-7	225	Jr.	F	Lake Forest, Ill.	6.0/5.0/0.7
Kevin Clancy	6-3	185	So.	G	Chicago, Ill.	2.5/2.5/1.5
Andre Corbitt	6-5	185	Fr.	G	Tampa, Fla.	
Rob Dye	6-1	190	Sr.	G	Springfield, Ill.	17.4/4.3/2.9
Angelo Flanders	6-8	230	Jr.	F	St. Marteen, Virgin Islands	
Reggie Hall	6-6	195	Jr.	G-F	Chicago, Ill.	4.2/2.8/0.5
Brian Hogue	5-11	172	So.	G	St. Louis, Mo.	1.0/0.0/0.3
Aba Koita	6-9	225	Sr.	C	Neuilly sur Seine, France	4.4/4.0/0.3
Matthew Lee	6-8	225	Jr.	F-C	St. Paul, Minn.	4.8/3.7/1.2
Jeff Rabey	6-11	265	Jr.	C	Grand Rapids, Mich	
Eric Roberson	6-4	185	Sr.	G	Pittsburgh, Pa.	9.8/5.5/3.2
Jerome Robinson	6-3	195	Jr.	G	Mississauga, Ontario	6.5/3.0/1.3
David Selby	6-0	175	Jr.	G	Chesapeake, Va.	

## Series History

**Series:** Illinois leads 11-2  
**Games at Illinois:** Illinois leads 8-1  
**Games at Bradley:** Illinois leads 2-0  
**Neutral Games:** Tied 1-1  
**Last Illinois Win:** 53-48 (12/5/98, Chicago)  
**Last Bradley Win:** 105-88 (1/24/74, Chicago)  
**Longest Illinois win streak:** 6 (1931-1936)  
**Longest Illinois home win streak:** 5 (1932-1997)  
 Current  
**Longest Illinois away win streak:** 2 (1931-1936)  
 Current  
**Longest Bradley win streak:** 1 (twice, 1931, 1974)


**Longest Bradley home win streak:** N/A  
**Longest Bradley away win streak:** 1 (1929)  
**Current Series Streak:** Illinois W-2  
**Illinois' Largest Winning Margin:** 30 (55-25),  
 December 10, 1934, at Peoria  
**Bradley's Largest Winning Margin:** 17 (105-88),  
 January 24, 1974, at Chicago  
**Overtime Games (last):** none  
**Kruger vs. Bradley at Illinois:** 2-0  
**Kruger vs. Bradley all-time:** 2-0  
**Molinari vs. Illinois at Bradley:** 0-2



Tuesday, November 30, 1999 at Chicago, Ill.  
8 p.m., ESPN



Mike Krzyzewski  
Head Coach



Shane Battier  
Jr., Forward

## Quick Facts

Location: Durham, North Carolina  
Enrollment: 6,207  
Arena/Capacity: Cameron Indoor Stadium/9,314  
Nickname: Blue Devils  
Colors: Royal Blue and White  
Conference: Atlantic Coast  
Athletic Director: Joe Alleva  
Athletic Department Phone: (919) 684-2120  
Sports Information Mailing Address:  
Duke Sports Information  
Box 90557 115 Cameron Indoor Stadium  
Durham, NC 27708

SID Telephone: (919) 684-2633  
SID Fax: (919) 684-2489  
Press Row Phone: (919) 684-6186  
Website: www.goduke.com  
Sports Information Director/Home Phone:  
Mike Cragg/(919) 403-5328  
Basketball SID/Home Phone: Same  
E-mail: mcragg@duke.edu

## Basketball Information

Head Coach: Mike Krzyzewski (Army '69)  
Collegiate Coaching Record: 542-214 (24 years)  
Record at Duke: 469-155 (19 years)  
Assistant Coaches: Johnny Dawkins (Duke '86),  
David Henderson (Duke '86), Steve  
Wojciechowski (Duke '98)

Basketball Office Telephone: (919) 613-7500  
1998-99 Overall Record: 37-2  
1998-99 Conference Record/Finish: 14-0/1st  
Starters Returning/Lost: 2/3  
Letterman Returning/Lost: 4/10

## 1999-2000 Schedule

Nov. 11	vs. Stanford
Nov. 12	vs. Iowa or Connecticut
Nov. 20	ARMY
Nov. 23	COLUMBIA
Nov. 27	vs. USC
Nov. 30	vs. Illinois
Dec. 4	DEPAUL
Dec. 11	at Michigan
Dec. 19	NORTH CAROLINA A&T
Dec. 21	DAVIDSON
Jan. 2	WILLIAM & MARY
Jan. 5	at Virginia
Jan. 9	at Maryland
Jan. 12	GEORGIA TECH
Jan. 16	at Florida State
Jan. 19	NC STATE
Jan. 22	at Wake Forest
Jan. 29	CLEMSON
Feb. 3	at North Carolina
Feb. 5	VIRGINIA
Feb. 9	MARYLAND
Feb. 12	at Georgia Tech
Feb. 16	FLORIDA STATE
Feb. 19	at NC State
Feb. 22	WAKE FOREST
Feb. 26	ST. JOHN'S
Mar. 1	at Clemson
Mar. 4	NORTH CAROLINA
Mar. 9-12	at ACC Tournament

## 1999-2000 Duke Blue Devils Roster

Player	Ht.	Wt.	Yr.	Pos.	Hometown	ppg/rpg/apg
Shane Battier	6-8	215	Jr.	F	Birmingham, Mich.	9.1/4.9/1.5
Carlos Boozer	6-9	260	Fr.	F	Juneau, Ak.	
Andy Borman	6-0	175	Fr.	G	Morrisville, NC	
Andre Buckner	5-10	180	Fr.	G	Hopkinsville, Ky.	
Ryan Caldbeck	6-3	190	Jr.	G	Shelburne, Vt.	0.2/0.3/0.0
Chris Catrawell	6-6	215	Sr.	F	St. Louis, Mo.	9.9/4.8/3.3
Matt Christensen	6-10	240	So.	F	Belmont, Mass.	RS 1998-99
Mike Dunleavy	6-7	200	Fr.	G-F	Lake Oswego, Ore.	
Nick Horvath	6-10	215	Fr.	C	Arden Hills, Minn.	
Nate James	6-6	205	Jt.	F-G	Washington, D.C.	5.0/2.6/0.9
Casey Sanders	6-11	205	Fr.	C	Tampa, Fla.	
J.D. Simpson	6-4	200	Jr.	G	Woodside, Calif.	0.4/0.3/0.2
Jason Williams	6-2	190	Fr.	G	Plainfield, N.J.	

## Series History

Series: Illinois leads 2-1  
Games at Illinois: 0-0  
Games at Duke: Illinois leads 1-0  
Neutral Games: Tied 1-1  
Last Illinois Win: 75-65 (12/2/95, Durham)  
Last Duke Win: 70-65 (12/3/94, Chicago)  
Longest Illinois win streak: 1 (twice, 1986, 1995)  
Longest Illinois home win streak: N/A  
Longest Illinois away win streak: 1 (1995) Current  
Longest Duke win streak: 1 (1994)

Longest Duke home win streak: N/A  
Longest Duke away win streak: N/A  
Current Series Streak: Illinois W-1  
Illinois' Largest Winning Margin: 10 (75-65),  
December 2, 1995, at Durham  
Duke's Largest Winning Margin: 5 (70-65),  
December 3, 1994, at Chicago  
Overtime Games (last): none  
Kruger vs. Duke at Illinois: 0-0  
Kruger vs. Duke all-time: 0-1  
Krzyzewski vs. Illinois at Duke: 1-2



# Indiana

Tuesday, February 22, 2000 at Champaign, Ill.  
8 p.m., ESPN


## Quick Facts

**Location:** Bloomington, Indiana  
**Enrollment:** 36,000  
**Arena/Capacity:** Assembly Hall/17,357  
**Nickname:** Hoosiers  
**Colors:** Crimson and Cream  
**Conference:** Big Ten  
**Athletic Director:** Clarence Doninger  
**Athletic Department Phone:** (812) 855-1966  
**SID Telephone:** (812) 855-9399  
**SID Fax:** (812) 855-9401  
**Press Row Phone:** (812) 855-2754

**Website:** www.athletics.indiana.edu  
**Sports Information Mailing Address:**  
Indiana Media Relations  
1001 E. 17th Street  
Bloomington, IN 47408  
**Sports Information Director/Home Phone:**  
Kit Klingelhoffer/(812) 339-6540  
**Basketball SID/Home Phone:**  
TBA  
**E-mail:** TBA



Bob Knight  
Head Coach



A.J. Guyton  
Sr., Guard

## Basketball Information

**Head Coach:** Bob Knight (Ohio State '62)  
**Collegiate Coaching Record:** 743-281 (34 years)  
**Record at Indiana:** 641-231 (28 years)  
**Assistant Coaches:** Mike Davis (Thomas Edison '95), Pat Knight (Indiana '95), John Treloar (Belhaven '78)

**Basketball Office Telephone:** (812) 855-2238  
**1998-99 Overall Record:** 23-11  
**1998-99 Conference Record/Finish:** 9-7/T3rd  
**Starters Returning/Lost:** 3/2  
**Letterman Returning/Lost:** 10/3

## 1999-2000 Indiana Hoosiers Roster

Player	Ht.	Wt.	Yr.	Pos.	Hometown	ppg/rpg/apg
Tom Coverdale	6-2	185	Fr.	G	Noblesville, Ind.	
Dane Fife	6-4	190	So.	G	Clarkson, Mich.	3.3/2.1/1.5
Tom Geyer	6-8	240	So.	F	Indianapolis, Ind.	1.0/0.7/0.3
A.J. Guyton	6-1	175	Sr.	G	Peoria, Ill.	16.0/3.4/2.6
Kirk Haston	6-10	230	So.	F-C	Lobelville, Ind.	9.9/6.5/0.8
Kyle Hornsby	6-5	205	Fr.	G-F	Anacoco, La.	RS 1998-99
Luke Jimenez	6-3	195	Sr.	G	Redwood Falls, Minn.	1.4/0.8/0.9
George Leach	6-11	220	Fr.	F	Charlotte, N.C.	
Michael Lewis	6-1	180	Sr.	G	Jasper, Ind.	6.1/1.8/4.6
Kei Madison	6-8	205	Fr.	F	Columbiana, Ala.	
Jeffrey Newton	6-9	215	Fr.	F	Atlanta, Ga.	
Jarrad Odle	6-8	210	So.	F	Converse, Ind.	3.1/1.7/0.2
Antwaan Randle El	5-11	180	So.	G	Riverdale, Ill.	1.5/0.7/1.0
Larry Richardson	6-8	230	Sr.	F	Orange Park, Fla.	4.5/2.5/0.3
Lynn Washington	6-7	225	Sr.	F	San Jose, Calif.	4.1/3.2/0.5

## Series History

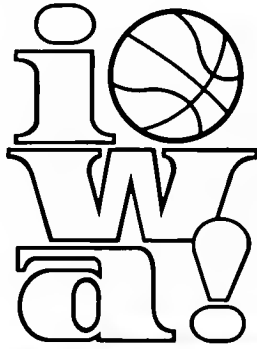
**Series:** Indiana leads 75-66  
**Games at Illinois:** Illinois leads 40-30  
**Games at Indiana:** Indiana leads 45-25  
**Neutral Games:** Illinois leads 1-0  
**Last Illinois Win:** 82-66 (3/5/99, at Chicago)  
**Last Indiana Win:** 70-64 OT (2/24/99, at Champaign)  
**Longest Illinois win streak:** 8 (1912-1923)  
**Longest Illinois home win streak:** 11 (1906-1925)  
**Longest Illinois away win streak:** 3 (three times, last 1988-1990)  
**Longest Indiana win streak:** 9 (1972-1977)  
**Longest Indiana home win streak:** 6 (1991-96)

**Longest Indiana away win streak:** 5 (1971-76)  
**Current Series Streak:** Illinois W-1  
**Illinois' Largest Winning Margin:** 29 (35-6), January 6, 1914 at Urbana  
**Indiana's Largest Winning Margin:** 40 (107-67), February 9, 1974 at Bloomington  
**Overtime Games (last):** 5 (February 24, 1999, Indiana 70, Illinois 64 at Champaign)  
**Kruger vs. Indiana at Illinois:** 4-2  
**Kruger vs. Indiana all-time:** 4-2  
**Knight vs. Illinois at Indiana:** 34-20

## 1999-2000 Schedule

Nov. 19	at Texas Tech
Nov. 26	vs. Temple
Nov. 30	NOTRE DAME
Dec. 4	vs. Kentucky
Dec. 7	at Missouri
Dec. 10	BUFFALO
Dec. 11	INDIANA ST./NO. TEXAS
Dec. 18	WYOMING
Dec. 21	vs. North Carolina
Dec. 27	vs. Canisius
Dec. 28	vs. UAB/Holy Cross
Jan. 5	WISCONSIN
Jan. 8	at Penn State
Jan. 11	at Michigan State
Jan. 15	MINNESOTA
Jan. 18	IOWA
Jan. 22	at Purdue
Jan. 25	MICHIGAN
Feb. 2	PENN STATE
Feb. 5	at Northwestern
Feb. 9	at Minnesota
Feb. 13	at Michigan
Feb. 19	OHIO STATE
Feb. 22	at Illinois
Feb. 26	MICHIGAN STATE
Feb. 29 or	
Mar. 1	PURDUE
Mar. 4 or 5	at Wisconsin
Mar. 9-12	at Big Ten Tournament





Steve Alford  
Head Coach



Dean Oliver  
Jr., Guard

Wednesday, January 26, 2000 at Iowa City, Iowa  
7 p.m., ESPN+  
Saturday, February 12, 2000 at Champaign, Ill.  
3:30 p.m., ESPN+ Regional

## Quick Facts

Location: Iowa City, Iowa  
Enrollment: 28,705  
Arena/Capacity: Carver-Hawkeye Arena/15,500  
Nickname: Hawkeyes  
Colors: Black and Gold  
Conference: Big Ten  
Athletic Director: Robert Bowlby  
Athletic Department Phone: (319) 335-9743  
Sports Information Mailing Address:  
Iowa Sports Information  
157 Carver-Hawkeye Arena  
Iowa City, Iowa 52242

SID Telephone: (319) 335-9411  
SID Fax: (319) 335-9417  
Press Row Phone: (319) 335-7284  
Website: www.hawkeyesports.com  
Sports Information Director/Home Phone:  
Phil Haddy/(319) 351-3012  
Basketball SID/Home Phone:  
Steve Roe/(319) 339-0980  
E-mail: steven-roe@uiowa.edu

## Basketball Information

Head Coach: Steve Alford (Indiana '87)  
Collegiate Coaching Record: 156-77 (8 years)  
Record at Iowa: First year  
Assistant Coaches: Sam Alford (Franklin College), Greg Lansing (South Dakota '90), Rich Walker (Bowling Green '71)

Basketball Office Telephone: (319) 335-9444  
1998-99 Overall Record: 20-10  
1998-99 Conference Record/Finish: 9-7/T3rd  
Starters Returning/Lost: 1/4  
Letterman Returning/Lost: 10/8

## 1999-2000 Schedule

Nov. 11	vs. Connecticut
Nov. 12	vs. TBD
Nov. 21	EASTERN ILLINOIS
Nov. 27	at Creighton
Nov. 30	at Maryland
Dec. 3	TEXAS SOUTHERN
Dec. 4	HOUSTON/OHIO U.
Dec. 7	at Northern Iowa
Dec. 11	at Iowa State
Dec. 19	at Missouri
Dec. 28	DRAKE
Jan. 5	NORTHWESTERN
Jan. 8	MICHIGAN STATE
Jan. 12	at Minnesota
Jan. 15	at Penn State
Jan. 18	at Indiana
Jan. 22	MICHIGAN
Jan. 26	ILLINOIS
Jan. 29	at Wisconsin
Feb. 3	KANSAS
Feb. 5	PURDUE
Feb. 9	at Ohio State
Feb. 12	at Illinois
Feb. 16	at Purdue
Feb. 23	WISCONSIN
Feb. 27	MINNESOTA
Feb. 29 or	
Mar. 2	at Michigan
Mar. 4	PENN STATE
Mar. 9-12	at Big Ten Tournament

## 1999-2000 Iowa Hawkeyes Roster

Player	Ht.	Wt.	Yr.	Pos.	Hometown	ppg/rpg/apg
Joe Fermino	6-7	220	Jr.	F	Hyde Park, Mass.	
Kyle Galloway	6-5	190	So.	G	Sioux City, Iowa	
Marcelo Gomes	6-6	220	Jr.	F	San Antonio, Texas	1.0/0.5/0.0
Rod Griffin	6-6	220	Jr.	F	Ypsilanti, Mich.	
Duez Henderson	6-7	200	So.	F	Detroit, Mich.	2.0/1.3/0.2
Ryan Hogan	6-3	185	Jr.	G	Deerfield, Ill.; Kentucky	3.7/1.4/0.4
Jacob Jaacks	6-8	235	Sr.	C	Cedar Rapids, Iowa	6.8/4.3/0.8
Ryan Luehrtmann	6-1	175	Sr.	G	Cedar Rapids, Iowa	5.8/2.4/2.5
Dean Oliver	5-11	175	Jr.	G	Mason City, Iowa	11.9/3.5/4.5
Jason Price	6-0	170	Sr.	G	Chicago, Ill.	1.1/0.8/0.8
Antonio Ramos	7-2	215	So.	C	Minneapolis, Minn.	0.7/0.3/0.3
Jason Smith	6-3	202	Jr.	G	Bettendorf, Iowa	0.4/0.3/0.1
Rod Thompson	6-6	230	So.	F	Galesburg, Ill.	1.0/0.4/0.0

## Series History

Series: Illinois leads 64-62  
Games at Illinois: Illinois leads 50-14  
Games at Iowa: Iowa leads 48-14  
Neutral Games: 0-0  
Last Illinois Win: 79-72 (2/22/98, at Champaign)  
Last Iowa Win: 78-72 (2/21/99, at Champaign)  
Longest Illinois win streak: 5 (1963-1965)  
Longest Illinois home win streak: 15 (1931-1951)  
Longest Illinois away win streak: 3 (1962-1964)  
Longest Iowa win streak: 6 (1975-1977)

Longest Iowa home win streak: 10 (1965-1977)  
Longest Iowa away win streak: 3 (1975-1977)  
Current Series Streak: Iowa W-2  
Illinois' Largest Winning Margin: 32 (66-34),  
January 19, 1943 at Champaign  
Iowa's Largest Winning Margin: 25 (95-70),  
January 4, 1975 at Iowa City  
Overtime Games (last): 7 (February 21, 1995,  
Illinois 104, Iowa 97 at Champaign)  
Kruger vs. Iowa at Illinois: 3-3  
Kruger vs. Iowa all-time: 3-3  
Alford vs. Illinois at Iowa: First meeting



# Kansas

Saturday, December 18, 1999 at Chicago, Ill.  
11 a.m., ESPN

## Quick Facts

**Location:** Lawrence, Kansas  
**Enrollment:** 27,407  
**Arena/Capacity:** Allen Fieldhouse/16,300  
**Nickname:** Jayhawks  
**Colors:** Crimson and Blue  
**Conference:** Big 12  
**Athletic Director:** Dr. Bob Frederick  
**Athletic Department Phone:** (785) 864-3143  
**Sports Information Mailing Address:**  
Kansas Sports Information  
104 Allen Fieldhouse  
Lawrence, KS 66045

**SID Telephone:** (785) 864-3417  
**SID Fax:** (785) 864-3417  
**Press Row Phone:** (785) 864-3417  
**Website:** www.jayhawks.org  
**Sports Information Director/Home Phone:**  
Doug Vance/(785) 841-1247  
**Basketball SID/Home Phone:**  
Dean Buchan/(785) 691-6658  
**E-mail:** kusports@falcon.cc.ukans.edu



Roy Williams  
Head Coach



Eric Chenoweth  
Jr., Center

## Basketball Information

**Head Coach:** Roy Williams (North Carolina '72)  
**Collegiate Coaching Record:** 305-72 (11 years)  
**Record at Kansas:** Same  
**Assistant Coaches:** Neil Dougherty (Cameron '84), Joe Holladay (Oklahoma '69), Ben Miller (Luther '91)

**Basketball Office Telephone:** (785) 864-3056  
**1998-99 Overall Record:** 23-10  
**1998-99 Conference Record/Finish:** 11-5/T2nd  
**Starters Returning/Lost:** 3/2  
**Letterman Returning/Lost:** 10/4

## 1999-2000 Schedule

Nov. 19	FAIRFIELD
Nov. 25-27	at Great Alaska Shootout
Dec. 2	PEPPERDINE
Dec. 5	at Middle Tennessee State
Dec. 7	vs. Michigan State
Dec. 11	PITTSBURG STATE
Dec. 16	OHIO STATE
Dec. 18	vs. Illinois
Dec. 22	PRINCETON
Dec. 30	vs. Saint Louis
Jan. 4	PENNSYLVANIA
Jan. 8	at Colorado
Jan. 12	KANSAS STATE
Jan. 15	NEBRASKA
Jan. 17	at Texas A&M
Jan. 22	at Missouri
Jan. 24	COLORADO
Jan. 29	at Iowa State
Feb. 3	at Iowa
Feb. 5	TEXAS TECH
Feb. 7	at Oklahoma State
Feb. 12	at Kansas State
Feb. 16	IOWA STATE
Feb. 20	OKLAHOMA
Feb. 23	at Nebraska
Feb. 26	BAYLOR
Feb. 28	at Texas
Mar. 5	MISSOURI
Mar. 9-12	at Big 12 Tournament

## 1999-2000 Kansas Jayhawks Roster

Player	Ht.	Wt.	Yr.	Pos.	Hometown	ppg/rpg/apg
Luke Axtell	6-9	210	Jr.	G-F	Austin, Texas; Texas	
Jeff Boschee	6-1	185	So.	G	Valley City, N.D.	10.9/1.9/3.7
Nick Bradford	6-6	190	Sr.	F	Fayetteville, Ark.	9.2/6.0/2.7
Jeff Carey	6-9 1/2	230	So.	F	Camdenton, Mo.	1.5/1.8/0.3
Eric Chenowith	7-0	245	Jr.	C	Villa Park, Calif.	13.5/9.1/1.0
Nick Collison	6-9	230	Fr.	F	Iowa Falls, Iowa	
John Crider	6-3	180	So.	G	Horton, Kan.	0.4/0.6/0.2
Lester Earl	6-8	245	Sr.	F	Baton Rouge, La.	4.8/3.4/0.4
Andrew Gooden	6-9	225	Fr.	F	El Cerrito, Calif.	
Kenny Gregory	6-5	215	Jr.	G-F	Columbus, Ohio	11.3/4.7/1.7
Kirk Hinrich	6-3	175	Fr.	G	Sioux City, Iowa	
Ashante Johnson	6-8	210	Sr.	F	San Diego, Calif.	1.1/0.8/0.1
Marlon London	6-3	180	So.	G	Broadview, Ill.	4.1/2.1/1.6
Terry Nooner	6-0	170	Sr.	G	Raytown, Mo.	0.6/0.4/0.3

## Series History


**Series:** Tied 1-1  
**Games at Illinois:** 0-0  
**Games at Kansas:** 0-0  
**Neutral Games:** Tied 1-1  
**Last Illinois Win:** 81-75 (11/29/87, at Maui, HI)  
**Last Kansas Win:** 65-55 (12/19/98, at Kansas City, Mo.)  
**Longest Illinois win streak:** 1 (1987)  
**Longest Illinois home win streak:** N/A  
**Longest Illinois away win streak:** N/A  
**Longest Kansas win streak:** 1 (1998) Current  
**Longest Kansas home win streak:** N/A

**Longest Kansas away win streak:** N/A  
**Current Series Streak:** Kansas W-1  
**Illinois' Largest Winning Margin:** 6 (81-75),  
November 29, 1987 at Maui, Hawaii  
**Kansas' Largest Winning Margin:** 10 (65-55),  
December 19, 1998 at Kansas City, Mo.  
**Overtime Games (last):** None  
**Kruger vs. Kansas at Illinois:** 0-1  
**Kruger vs. Kansas all-time:** 4-10  
**Williams vs. Illinois at Kansas:** 1-0



# Kansas State

Saturday, December 11, 1999 at Champaign, Ill.  
7 p.m., ESPN+



Tom Asbury  
Head Coach



Josh Reid  
Sr., Guard

## Quick Facts

Location: Manhattan, Kansas  
Enrollment: 20,325  
Arena/Capacity: Bramlage Coliseum/13,500  
Nickname: Wildcats  
Colors: Purple and White  
Conference: Big 12  
Athletic Director: Max Urick  
Athletic Department Phone: (785) 532-6910  
Sports Information Mailing Address:  
Kansas State Sports Information  
1800 College Avenue  
Bramlage Coliseum, Suite 144  
Manhattan, KS 66502

SID Telephone: (785) 532-6735  
SID Fax: (785) 532-6093  
Press Row Phone: (785) 539-3423  
Website: www.k-statesports.com  
Sports Information Director/Home Phone:  
Kent Brown/(785) 565-9612  
Basketball SID/Home Phone:  
Craig Pinkerton/(785) 537-0299  
E-mail: cpink@ksu.edu

## Basketball Information

Head Coach: Tom Asbury (Wyoming '68)  
Collegiate Coaching Record: 201-128 (11 years)  
Record at Kansas State: 76-69 (5 years)  
Assistant Coaches: Mark Fox (Eastern New Mexico '91), Butch Hawking (Air Force '92), TBA

Basketball Office Telephone: (785) 532-6531  
1998-99 Overall Record: 20-13  
1998-99 Conference Record/Finish: 7-9/T7th  
Starters Returning/Lost: 3/2  
Letterman Returning/Lost: 6/7

## 1999-2000 Schedule

Nov. 16	at Arizona (Preseason NIT)
Nov. 19	Preseason NIT
Nov. 21	NORTHWESTERN STATE
Nov. 24-26	Preseason NIT
Nov. 29	TEXAS-SAN ANTONIO
Dec. 1	SAINT LOUIS
Dec. 4	NEW ORLEANS
Dec. 8	MEMPHIS
Dec. 11	at Illinois
Dec. 19	at Loyola-Chicago
Dec. 22	OLD DOMINION
Dec. 29	at Georgia State
Jan. 4	LONG BEACH STATE
Jan. 8	NEBRASKA
Jan. 12	at Kansas
Jan. 15	at Missouri
Jan. 19	IOWA STATE
Jan. 22	at Colorado
Jan. 26	OKLAHOMA STATE
Jan. 29	at Nebraska
Feb. 2	at Iowa State
Feb. 5	COLORADO
Feb. 9	at Oklahoma
Feb. 12	KANSAS
Feb. 19	MISSOURI
Feb. 23	TEXAS A&M
Feb. 26	at Texas Tech
Mar. 1	at Baylor
Mar. 4	TEXAS
Mar. 9-12	at Big 12 Tournament

## 1999-2000 Kansas State Wildcats Roster

Player	Ht.	Wt.	Yr.	Pos.	Hometown	ppg/rpg/apg
Quentin Buchanan	6-7	195	Fr.	G	Junction City, Kan.	
Kenyatta Dix	6-1	165	So.	G	Gainesville, Fla.	
Cortez Groves	6-5	185	Sr.	G	Raytown, Mo.	9.9/3.2/2.0
Kelvin Howell	6-9	235	Jr.	F-C	Stamps, Ark.	
Josh Kimm	6-1	180	So.	G	Cedar Rapids, Iowa	2.2/1.0/1.1
Tony Kitt	6-8	225	Sr.	F	Charlotte, N.C.	8.8/7.6/0.7
Joe Leonard	7-0	245	Jr.	C	St. Louis, Mo.	1.3/1.4
Galen Morrison	6-0	185	Jr.	G	Omaha, Neb.	
Josh Reid	6-6	200	Sr.	G	Brewster, Kan.	9.7/4.4/1.7
Travis Reynolds	6-7	200	So.	F	Junction City, Kan.	1.9/2.4/0.8
Donnie Wallace	6-9	215	Fr.	F	Goddard, Kan.	

## Series History

Series: Illinois leads 6-2  
Games at Illinois: 4-0  
Games at Kansas State: Illinois leads 2-1  
Neutral Games: Kansas State leads 1-0  
Last Illinois Win: 82-56 (12/4/95 at Champaign)  
Last Kansas State Win: 57-52 (3/19/81 at Salt Lake City) NCAA West Regional  
Longest Illinois win streak: 4 (1981-1995) Current  
Longest Illinois home win streak: 3 (1941-1995) Current  
Longest Illinois away win streak: 2 (1982-1994) Current

Longest Kansas State win streak: 1 (twice, last 1981)  
Longest Kansas State home win streak: 1 (1951)  
Longest Kansas State away win streak: N/A  
Current Series Streak: Illinois W-4  
Illinois' Largest Winning Margin: 26 (82-56), December 4, 1995 at Champaign  
Kansas State's Largest Winning Margin: 19 (91-72), March 14, 1951 at Manhattan  
Overtime Games (last): None  
Kruger vs. Kansas State at Illinois: 0-0  
Kruger vs. Kansas State all-time: 0-1  
Asbury vs. Illinois at Kansas State: 0-2



# Loyola-Chicago

Thursday, December 30, 1999 at Champaign, Ill.  
7 p.m., ESPN+


## Quick Facts

**Location:** Chicago, Illinois  
**Enrollment:** 15,886  
**Arena/Capacity:** Joseph J. Gentile Center/5,200  
**Nickname:** Ramblers  
**Colors:** Maroon and Gold  
**Conference:** Midwestern Collegiate Conference  
**Athletic Director:** TBA  
**Athletic Department Phone:** (773) 508-2560  
**Sports Information Mailing Address:**  
 Loyola Sports Information  
 Alumni Gym  
 6525 N. Sheridan Road  
 Chicago, IL 60626

**SID Telephone:** (773) 508-2575  
**SID Fax:** (773) 508-3855  
**Press Row Phone:** (773) 274-3550  
**Website:** www.loyolaramblers.com  
**Sports Information Director/Home Phone:**  
 Ian Solomon/Unlisted  
**Basketball SID/Home Phone:** Same  
**E-mail:** isolomo@luc.edu



Larry Farmer  
Head Coach



Earl Brown  
Sr., Guard

## Basketball Information

**Head Coach:** Larry Farmer (UCLA, 1973)  
**Collegiate Coaching Record:** 104-95  
**Record at Loyola:** 9-18  
**Assistant Coaches:** Pete Trgovich (UCLA, 1975), Lance Irvin (Idaho, 1992), Jeff Dunlap (UCLA, 1986)

**Basketball Office Telephone:** (773) 508-2560  
**1998-99 Overall Record:** 9-18  
**1998-99 Conference Record/Finish:** 7-7/  
**Starters Returning/Lost:** 4/1  
**Letterman Returning/Lost:** 8/8

## 1999-2000 Schedule

Nov. 21	STEPHEN F. AUSTIN
Nov. 23	at Western Michigan
Nov. 27	BRADLEY
Nov. 30	at Eastern Kentucky
Dec. 3	vs. Eastern Michigan
Dec. 4	vs. Michigan State/Howard
Dec. 11	DRAKE
Dec. 17	PORTLAND
Dec. 19	KANSAS STATE
Dec. 22	CANISUS
Dec. 30	at Illinois
Jan. 3	OAKLAND
Jan. 6	CLEVELAND STATE
Jan. 8	DETROIT
Jan. 13	at UW-Green Bay
Jan. 15	at UW-Milwaukee
Jan. 18	CHICAGO STATE
Jan. 22	ILLINOIS-CHICAGO
Jan. 27	WRIGHT STATE
Jan. 29	BUTLER
Feb. 3	at Detroit
Feb. 5	at Cleveland State
Feb. 10	UW-MILWAUKEE
Feb. 12	UW-GREEN BAY
Feb. 19	at Illinois-Chicago
Feb. 24	at Butler
Feb. 26	at Wright State
Mar. 4-7	at MCC Tournament

## 1999-2000 Loyola-Chicago Ramblers Roster

Player	Ht.	Wt.	Yr.	Pos.	Hometown	ppg/rpg/apg
David Bailey	5-8	140	Fr.	G	Chicago, Ill.	
Earl Brown	6-1	160	Sr.	G	Chicago, Ill.	9.4/2.7/5.0
Jonathan Freeman	6-7	220	So.	F	St. Louis, Mo.	1.0/0.8/0.2
Jarod Fry	6-6	190	So.	F	Merrillville, Ind.	0.2/0.6/0.4
Schin Kerr	6-8	215	Jr.	F	Bolingbrook, Ill.	
Damien McSwine	6-5	200	Sr.	G-F	Detroit, Mich.	6.7/3.6/1.4
Jerell Parker	6-4	210	Fr.	G	Chicago, Ill.	
Wayne Plowman	6-7	240	Jr.	F	Crestwood, Ill.	1.2/1.9/0.3
Brad Tice	6-9	240	Sr.	F-C	Appleton, Wis.	2.3/3.8/1.0
Silvije Turkovic	6-9	230	So.	F/C	Trogir, Croatia	
Ndueso Udoiwod	6-0	175	Jr.	G	Evanston, Ill.	1.9/0.8/0.7
Chris Williams	6-3	180	So.	G	Oak Park, Ill.	10.6/2.0/1.1

## Series History

**Series:** Illinois leads 9-3  
**Games at Illinois:** Illinois leads 6-0  
**Games at Loyola:** Illinois leads 3-2  
**Neutral Games:** Loyola leads 1-0  
**Last Illinois Win:** 95-64 (11/26/85, Champaign)  
**Last Loyola Win:** 83-82 (12/27/86, Chicago)  
**Longest Illinois win streak:** 5 (1980-1983)  
**Longest Illinois home win streak:** 6 (1951-1985)  
 Current  
**Longest Illinois away win streak:** 3 (1955-1983)  
**Longest Loyola win streak:** 1 (1986) Current  
**Longest Loyola home win streak:** 2 (1981-1983)  
 Current

**Longest Loyola away win streak:** N/A  
**Current Series Streak:** Loyola W-1  
**Illinois' Largest Winning Margin:** 26 (95-69),  
 January 29, 1955 at Chicago  
**Loyola's Largest Winning Margin:** 15 (79-64),  
 March 16, 1963 at East Lansing, Mich.  
**Overtime Games (last):** 1 (November 28, 1981,  
 Illinois 87, Loyola 83 at Chicago)  
**Kruger vs. Loyola at Illinois:** 0-0  
**Kruger vs. Loyola all-time:** 0-0  
**Farmer vs. Illinois at Loyola:** 0-0



# Michigan

Sunday, January 16, 2000 at Ann Arbor, Mich.  
 Noon or 3 p.m., CBS  
 Wednesday, February 9, 2000 at Champaign, Ill.  
 7 p.m., ESPN+



Brian Ellerbe  
 Head Coach



Josh Asselin  
 Jr., Center

## Quick Facts

Location: Ann Arbor, Michigan  
 Enrollment: 37,197  
 Arena/Capacity: Crisler Arena/13,560  
 Nickname: Wolverines  
 Colors: Maize and Blue  
 Conference: Big Ten  
 Athletic Director: Tom Goss  
 Athletic Department Phone: (734) 647-2583  
 Sports Information Mailing Address:  
 Michigan Athletic Media Relations  
 1000 S. State St.  
 Ann Arbor, MI 48109-2201

SID Telephone: (734) 647-1268  
 SID Fax: (734) 647-1188  
 Press Row Phone: (734) 998-7188  
 Website: www.mgoblue.com  
 Sports Information Director/Home Phone:  
 Bruce Madej/(734) 971-2549  
 Basketball SID/Home Phone:  
 Tom Wywrot/(734) 528-0244  
 E-mail: rwywrot@umich.edu

## Basketball Information

Head Coach: Brian Ellerbe (Rutgers '85)  
 Collegiate Coaching Record: 71-75 (5 years)  
 Record at Michigan: 37-28 (2 years)  
 Assistant Coaches: Scott Trost (Illinois State '88), Kurtis Townsed (Western Kentucky '82), Lorenzo Neely (Eastern Michigan '91)

Basketball Office Telephone: (734) 763-5504  
 1998-99 Overall Record: 12-19  
 1998-99 Conference Record/Finish: 5-11/T9th  
 Starters Returning/Lost: 3/2  
 Letterman Returning/Lost: 9/4

## 1999-2000 Schedule

Nov. 19	OAKLAND
Nov. 23	DETROIT
Nov. 27	WESTERN MICHIGAN
Dec. 1	vs. Georgia Tech
Dec. 4	CHATTANOOGA
Dec. 8	KENT
Dec. 11	DUKE
Dec. 19	at Boston College
Dec. 23	DUQUESNE
Dec. 28	TOWSON
Jan. 2	ST. PETER'S COLLEGE
Jan. 5	at Minnesota
Jan. 8	at Purdue
Jan. 16	ILLINOIS
Jan. 19	NORTHWESTERN
Jan. 22	at Iowa
Jan. 25	at Indiana
Feb. 1	MICHIGAN STATE
Feb. 6	OHIO STATE
Feb. 9	at Illinois
Feb. 13	INDIANA
Feb. 16	at Wisconsin
Feb. 19	PENN STATE
Feb. 24	PURDUE
Feb. 26	at Northwestern
Feb. 28,	
Mar. 1 or 2	IOWA
Mar. 4 or 5	at Michigan State
Mar. 9-12	at Big Ten Tournament

## 1999-2000 Michigan Wolverines Roster

Player	Ht.	Wt.	Yr.	Pos.	Hometown	ppg/rpg/apg
Leland Anderson	6-8	265	Fr.	F	Attleboro, Mass.	
Josh Asselin	6-11	230	Jr.	F-C	Caro, Mich.	8.9/5.9/0.7
LaVell Blanchard	6-7	205	Fr.	G	Ann Arbor, Mich.	
Jamal Crawford	6-6	190	Fr.	G	Renton, Wash.	
Kevin Gaines	6-4	180	Fr.	G	Las Vegas, Nev.	
Gavin Groninger	6-5	190	Fr.	G-F	Plainfield, Ind.	
Leon Jones	6-4	195	So.	G-F	Battle Creek, Mich.	4.3/1.7/1.2
Brandon Smith	6-7	200	Jr.	F	Amarillo, Texas	8.3/3.7/2.1
Darius Taylor	6-4	195	Sr.	F	Chicago, Ill.	07./0.6/0.2
Chris Young	6-9	220	So.	F	Plymouth, Mich.	2.6/3.4/0.2
Peter Vignier	6-11	255	Sr.	C	Teaneck, N.J.	6.5/7.4/0.7

## Series History

Series: Illinois leads 68-66  
 Games at Illinois: Illinois leads 44-23  
 Games at Michigan: Michigan leads 42-24  
 Neutral Games: Michigan leads 1-0  
 Last Illinois Win: 61-59 (1/28/99, Ann Arbor)  
 Last Michigan Win: 88-74 (1/9/97, Ann Arbor)  
 Longest Illinois win streak: 10 (1950-56)  
 Longest Illinois home win streak: 10 (1980-89)  
 Longest Illinois away win streak: 4 (1952-55)  
 Longest Michigan win streak: 9 (1992-96)  
 Longest Michigan home win streak: 8 (1975-82)

Longest Michigan away win streak: 4 (1992-95)  
 Current Series Streak: Illinois W-3  
 Illinois' Largest Winning Margin: 30 (96-66),  
 December, 15, 1953 at Champaign  
 Michigan's Largest Winning Margin: 26 (42-16),  
 February 25, 1922 at Ann Arbor  
 Overtime Games (last): 5 (March 10, 1993,  
 Michigan 98, Illinois 97 at Champaign)  
 Kruger vs. Michigan at Illinois: 3-1  
 Kruger vs. Michigan all-time: 3-1  
 Ellerbe vs. Illinois at Michigan: 0-2





# Michigan State

Sunday, January 30, 2000 at East Lansing, Mich.  
Noon, CBS

## Quick Facts

**Location:** East Lansing, Michigan  
**Enrollment:** 43,189  
**Arena/Capacity:** Breslin Center/14,659  
**Nickname:** Spartans  
**Colors:** Green and White  
**Conference:** Big Ten  
**Athletic Director:** Clarence Underwood (Interim)  
**Athletic Department Phone:** (517) 355-1626  
**Press Row Phone:** (517) 353-1626  
**Website:** www.msuspartans.com

**Sports Information Mailing Address:**  
Michigan State Sports Information  
401 Olds Hall  
East Lansing, MI 48824  
**SID Telephone:** (517) 355-2271  
**SID Fax:** (517) 353-9636  
**Sports Information Director/Home Phone:**  
John Lewandowski/(517) 381-9456  
**Basketball SID/Home Phone:**  
John Farina/(517) 351-9062  
**E-mail:** athlj@msu.edu



Tom Izzo  
Head Coach



Mateen Cleaves  
Sr., Guard

## Basketball Information

**Head Coach:** Tom Izzo (No. Michigan '77)  
**Collegiate Coaching Record:** 88-41 (4 years)  
**Record at Michigan State:** 88-41 (4 years)  
**Assistant Coaches:** Brian Gregory (Oakland '90), Stan Heath (Eastern Michigan '88), Mike Garland (Northern Michigan '77)

**Basketball Office Telephone:** (517) 355-1643  
**1998-99 Overall Record:** 33-5  
**1998-99 Conference Record/Finish:** 15-1/1st  
**Starters Returning/Lost:** 3/2  
**Letterman Returning/Lost:** 8/4

## 1999-2000 Michigan State Spartans Roster

Player	Ht.	Wt.	Yr.	Pos.	Hometown	ppg/rpg/apg
Al Anagonye	6-8	235	Fr.	F	Southfield, Mich.	
Jason Andreas	6-10	235	Fr.	C	Sugar Creek, Ohio	
Adam Ballinger	6-9	245	Fr.	F	Bluffton, Ind.	
Charlie Bell	6-3	195	So.	G	Flint, Mich.	7.8/3.8/1.0
Mike Chappell	6-9	205	Jr.	F	Southfield, Mich.	
Steve Cherry	6-6	190	Jr.	F	Coldwater, Mich.	0.5/0.4/0.1
Mateen Cleaves	6-2	195	Sr.	G	Flint, Mich.	11.7/1.6/7.2
A.J. Granger	6-9	230	Sr.	F	Findlay, Ohio	6.6/3.9/0.6
Lorenzo Guess	6-3	190	Jr.	G	Wayne, Mich.	0.8/0.6
Andre Hutson	6-8	230	Jr.	F	Trotwood, Ohio	8.9/5.2
Mat Ishbia	5-10	155	Fr.	G	Bloomfield, Mich.	
Morris Peterson	6-6	215	Sr.	F	Flint, Mich.	13.6/5.7/0.9
Jason Richardson	6-6	210	Fr.	F	Saginaw, Mich.	
Brandon Smith	5-10	165	Jr.	G	Rochester, N.Y.	0.2/0.2/0.4
David Thomas	6-7	205	Jr	G-F	Brampton, Ontario	3.5/3.8/0.8
Adam Wolfe	6-8	225	Fr.	F	Westerville, Ohio	

## Series History

**Series:** Illinois leads 45-43  
**Games at Illinois:** Illinois leads 29-14  
**Games at Michigan St.:** Michigan State leads 28-15  
**Neutral Games:** Tied 1-1  
**Last Illinois Win:** 84-63 (2/12/98, Champaign)  
**Last Michigan St. Win:** 67-50 (3/7/99, at Chicago)  
**Longest Illinois win streak:** 7 (1987-90)  
**Longest Illinois home win streak:** 7 (1979-85)  
**Longest Illinois away win streak:** 3 (1987-89)  
**Longest Michigan State win streak:** 10 (1974-78)  
**Longest Michigan St. home win streak:** 8 (1972-80)

**Longest Michigan St. away win streak:** 5 (1974-78)  
**Current Series Streak:** Michigan State W-3  
**Illinois' Largest Winning Margin:** 32 (121-89),  
March 9, 1965 at Champaign  
**Michigan State's Largest Winning Margin:** 22 (89-67),  
February 25, 1978 at East Lansing  
**Overtime Games (last):** 0  
**Kruger vs. Michigan State at Illinois:** 3-4  
**Kruger vs. Michigan State all-time:** 3-5  
**Izzo vs. Illinois at Michigan State:** 6-3

## 1999-2000 Schedule

Nov. 22	TOLEDO
Nov. 25-27	at San Juan Shootout
Dec. 1	at North Carolina
Dec. 3	HOWARD
Dec. 4	E. MICHIGAN/LOYOLA
Dec. 7	vs. Kansas
Dec. 11	at Arizona
Dec. 18	OAKLAND
Dec. 23	at Kentucky
Dec. 28	MISSISSIPPI VALLEY ST.
Dec. 30	at Wright State
Jan. 5	PENN STATE
Jan. 8	at Iowa
Jan. 11	INDIANA
Jan. 20	at Ohio State
Jan. 22	NORTHWESTERN
Jan. 27	at Northwestern
Jan. 30	ILLINOIS
Feb. 1	at Michigan
Feb. 5	CONNECTICUT
Feb. 8	at Purdue
Feb. 12	at Wisconsin
Feb. 15	OHIO STATE
Feb. 19	WISCONSIN
Feb. 23	at Penn State
Feb. 26	at Indiana
Feb. 29,	
Mar. 1 or 2	MINNESOTA
Mar. 4 or 5	MICHIGAN
Mar. 9-12	at Big Ten Tournament



# Minnesota

Wednesday, February 2, 2000 at Champaign, Ill.

8 p.m., ESPN+

Thursday, February 17, 2000 at Minneapolis, Minn.

6 p.m., ESPN



## Quick Facts

Location: Minneapolis, Minnesota  
 Enrollment: 39,595  
 Arena/Capacity: Williams Arena/14,625  
 Nickname: Golden Gophers  
 Colors: Maroon and Gold  
 Conference: Big Ten  
 Athletic Director: Dr. Mark Dienhart  
 Athletic Department Phone: (612) 625-4838  
 Sports Information Mailing Address:  
 Minnesota Sports Information  
 516 15th Ave. SE BFAB Rm. 208  
 Minneapolis, MN 55454

SID Telephone: (612) 625-4090  
 SID Fax: (612) 625-0359  
 Press Row Phone: (612) 626-1308  
 Website: www.gophersports.com  
 Sports Information Director/Home Phone:  
 Marc Ryan/(612) 722-4504  
 Basketball SID/Home Phone:  
 Bill Crumley/(612) 425-5886  
 E-mail: crum1001@maroon.tc.umn.edu



Dan Monson  
Head Coach



Kevin Nathaniel  
Jr., Guard

## Basketball Information

Head Coach: Dan Monson (Idaho '85)  
 Collegiate Coaching Record: 52-17 (2 years)  
 Record at Minnesota: First Year  
 Assistant Coaches: Mike Petersen (NW  
 Christian College '83), Bill Walker (Missouri-  
 Rolla '87), Derek Thomas (Mo.-St. Louis '88)

Basketball Office Telephone: (612) 625-3085  
 1998-99 Overall Record: 17-11  
 1998-99 Conference Record/Finish: 8-8  
 Starters Returning/Lost: 2/3  
 Letterman Returning/Lost: 7/1

## 1999-2000 Schedule

Nov. 20	TEXAS-ARLINGTON
Nov. 23	MARQUETTE
Nov. 27	MOREHEAD STATE
Nov. 30	VIRGINIA
Dec. 4	VALPARAISO
Dec. 11	MAINE
Dec. 18	at Oregon
Dec. 23	FURMAN
Dec. 28	at Georgia
Dec. 30	at Nebraska
Jan. 5	MICHIGAN
Jan. 9	at Ohio State
Jan. 12	IOWA
Jan. 15	at Indiana
Jan. 19	PURDUE
Jan. 22	at Wisconsin
Jan. 26	at Penn State
Jan. 29	NORTHWESTERN
Feb. 2	at Illinois
Feb. 5	WISCONSIN
Feb. 9	INDIANA
Feb. 17	ILLINOIS
Feb. 19	at Purdue
Feb. 27	at Iowa
Feb. 29,	
Mar. 1 or 2	at Michigan State
Mar. 4	OHIO STATE
Mar. 9-12	at Big Ten Tournament

## 1999-2000 Minnesota Golden Gophers Roster

Player	Ht.	Wt.	Yr.	Pos.	Hometown	ppg/rpg/apg
Mike Bauer	6-8	205	Fr.	F	Hastings, Minn.	
John Blair Bickerstaff	6-6	190	Jr.	F	Denver, Colo.	
Antoine Broxsie	6-10	230	Jr.	C	Tampa, Fla.	1.8/1.6/0.4
Kevin Nathaniel	6-5	210	Jr.	G-F	Camarillo, Calif.	4.0/3.1/2.2
Mitch Ohnstad	6-2	175	Jr.	G	Faribault, Minn.	6.1/1.4/2.7
Joel Przybilla	7-1	250	So.	C	Monticello, Minn.	6.7/5.8/1.5
Dusty Rychart	6-7	210	So.	F	Grand Rapids, Mich.	3.8/2.8/0.5
Kyle Sanden	6-11	260	Jr.	F-C	Thief River Falls, Minn.	2.9/1.7/0.6
Shane Schilling	6-6	200	Fr.	G-F	Minnetonka, Minn.	
Terrance Simmons	6-3	185	Jr.	G	Haughton, La.	2.8/1.8/1.8
Ryan Wildenborg	6-11	260	Fr.	F	Kirkland, Wash.	

## Series History

Series: Illinois leads 94-60  
 Games at Illinois: Illinois leads 60-16  
 Games at Minnesota: Minnesota leads 43-33  
 Neutral Games: Tied 1-1  
 Last Illinois Win: 67-64 (3/4/99, at Chicago)  
 Last Minnesota Win: 75-63 (2/3/99, at  
 Minneapolis)  
 Longest Illinois win streak: 9 (1912-16)  
 Longest Illinois home win streak: 15 (1979-95)  
 Longest Illinois away win streak: 4 (three times,  
 last 1942-45)  
 Longest Minnesota win streak: 9 (1971-76)

Longest Minnesota home win streak: 6 (1970-76)  
 Longest Minnesota away win streak: 4 (1973-76)  
 Current Series Streak: Illinois W-1  
 Illinois' Largest Winning Margin: 36 (86-50),  
 February 11, 1968 at Champaign  
 Minnesota's Largest Winning Margin: 39 (42-3),  
 January 31, 1907 at Minneapolis  
 Overtime Games (last): 4 (February 22, 1995,  
 Illinois 94, Minnesota 88 at Champaign)  
 Kruger vs. Minnesota at Illinois: 3-2  
 Kruger vs. Minnesota all-time: 3-6  
 Monson vs. Illinois at Minnesota: 0-0



# Missouri

Tuesday, December 21, 1999 at St. Louis, Mo.  
8 p.m., ESPN+

## Quick Facts

Location: Columbia, Missouri  
Enrollment: 22,500  
Arena/Capacity: Hearnes Center/13,300  
Nickname: Tigers  
Colors: Old Gold and Black  
Conference: Big 12  
Athletic Director: Michael F. Alden  
Athletic Department Phone: (573) 882-6501  
Sports Information Mailing Address:  
Missouri Sports Information  
PO Box 677-Hearnes Center  
Columbia, MO 65205

SID Telephone: (573) 882-3241  
SID Fax: (573) 882-4720  
Press Row Phone: (573) 882-1442  
Website: www.mutigers.com  
Sports Information Director/Home Phone:  
Bob Brendel/(573) 874-0453  
Basketball SID/Home Phone:  
Chad Moller/(573) 474-6620  
E-mail: mollerc@missouri.edu



Quin Snyder  
Head Coach



Brian Graver  
Jr., Guard

## Basketball Information

Head Coach: Quin Snyder (Duke '89)  
Collegiate Coaching Record: 0-0 (1st year)  
Record at Missouri: Same  
Assistant Coaches: John Hammond (Greenville '77), Tony Harvey (Cameron '83), Bruce Fraser (Arizona '87)

Basketball Office Telephone: (573) 882-3463  
1998-99 Overall Record: 20-9  
1998-99 Conference Record/Finish: 11-5/T2  
Starters Returning/Lost: 2/3  
Letterman Returning/Lost: 9/3

## 1999-2000 Missouri Tigers Roster

Player	Ht.	Wt.	Yr.	Pos.	Hometown	ppg/rpg/apg
Keyon Dooling	6-3	180	So.	G	Ft. Lauderdale, Fla.	8.7/2.1/3.1
Clarence Gilbert	6-2	180	So.	G	Ft. Lauderdale, Fla.	4.2/2.3
Brian Graver	6-0	166	Jr.	G	St. Louis, Mo.	9.6/4.1/2.7
Jeff Hafer	6-5	215	Sr.	G	Joplin, Mo.	5.8/3.8
Josh Kroenke	6-5	215	Fr.	G	Columbia, Mo.	
Johnnie Parker	6-6	220	Jr.	G-F	St. Louis, Mo.	5.3/3.9/0.9
Matt Rowan	6-7	230	So.	F	Liberty, Mo.	0.9/1.4/0.2
Kareem Rush	6-6	230	Fr.	F	Kansas City, Mo.	
Pat Schumacher	7-0	250	So.	C	St. Louis, Mo.	3.1/1.6/0.3
Kenge Stevenson	6-5	200	So.	F	Ladue, Mo.	1.1/0.8
Tajudeen Soyoye	6-9	240	Jr.	F-C	Lagos, Nigeria	
Mark Wampler	6-5	195	Sr.	G-F	Savannah, Mo.	0.6/0.5

## Series History

Series: Illinois leads 18-11  
Games at Illinois: Illinois leads 4-1  
Games at Missouri: Illinois leads 3-2  
Neutral Games: Illinois leads 11-8  
Last Illinois Win: 85-69 (12/28/96, at St. Louis)  
Last Missouri Win: 67-62 (12/22/98, at St. Louis)  
Longest Illinois win streak: 8 (1983-90)  
Longest Illinois home win streak: 4 (1934-77)  
Longest Illinois away win streak: 2 (1932-43)  
Longest Missouri win streak: 4 (1991-94)  
Longest Missouri home win streak: 2 (1955-76)  
Longest Missouri away win streak: 1 (1979)

Current Series Streak: Missouri W-2  
Illinois' Largest Winning Margin: 28 (77-49),  
December 4, 1954 at Champaign  
Missouri's Largest Winning Margin: 17 (61-44),  
December 23, 1991, at St. Louis  
Overtime Games (last): 4 (December 20, 1995,  
Illinois 96, Missouri 85 at St. Louis)  
Kruger vs. Missouri at Illinois: 1-2  
Kruger vs. Missouri all-time: 4-10  
Snyder vs. Illinois at Missouri: 0-0

## 1999-2000 Schedule

Nov. 12	Wisconsin
Nov. 13	Syracuse/Princeton
Nov. 19	UNC-ASHEVILLE
Nov. 21	WESTERN CAROLINA
Nov. 27	MORGAN STATE
Dec. 1	SMU
Dec. 7	INDIANA
Dec. 12	at St. Louis
Dec. 18	IOWA
Dec. 21	vs. Illinois
Dec. 30	vs. Kentucky
Jan. 4	WINTHROP
Jan. 8	at Iowa State
Jan. 12	COLORADO
Jan. 15	KANSAS STATE
Jan. 18	at Baylor
Jan. 22	KANSAS
Jan. 29	TEXAS A&M
Feb. 2	at Colorado
Feb. 5	at Nebraska
Feb. 9	IOWA STATE
Feb. 12	TEXAS
Feb. 16	at Texas Tech
Feb. 19	at Kansas State
Feb. 21	OKLAHOMA STATE
Feb. 26	at Oklahoma
March 1	NEBRASKA
March 5	at Kansas
March 9-12	Big 12 Tournament



# Northwestern

Saturday, February 19, 2000 at Evanston, Ill.

7 p.m., ESPN+

Saturday, March 4, 2000 at Champaign, Ill.

TBA, ESPN+



Kevin O'Neill  
Head Coach



Steve Lepore  
So., Guard

## Quick Facts

**Location:** Evanston, Illinois  
**Enrollment:** 7,400  
**Arena/Capacity:** Welsh-Ryan Arena/8,117  
**Nickname:** Wildcats  
**Colors:** Purple and White  
**Conference:** Big Ten  
**Athletic Director:** Rick Taylor  
**Athletic Department Phone:** (847) 491-3205  
**Sports Information Mailing Address:**  
 Northwestern Sports Information  
 1501 Central Street  
 Evanston, IL 60208

**SID Telephone:** (847) 491-7503  
**SID Fax:** (847) 491-8818  
**Press Row Phone:** (847) 491-8852  
**Website:** www.nusports.com  
**Sports Information Director/Home Phone:**  
 Brad Hurlbut/(773) 769-3709  
**Basketball SID/Home Phone:**  
 Kyle Coughlin/(847) 492-8895  
**E-mail:** k-coughlin@nwu.edu

## Basketball Information

**Head Coach:** Kevin O'Neill (McGill '79)  
**Collegiate Coaching Record:** 185-172 (13 years)  
**Record at Northwestern:** 25-31 (2 years)  
**Assistant Coaches:** Bob Beyer (Alfred '82), Billy Schmidt (Wake Forest '92), Steve Evans (Union '94)

**Basketball Office Telephone:** (847) 491-7906  
**1998-99 Overall Record:** 15-14  
**1998-99 Conference Record/Finish:** 6-10/8th  
**Starters Returning/Lost:** 3/2  
**Letterman Returning/Lost:** 8/5

## 1999-2000 Schedule

Nov. 23	CHICAGO STATE
Nov. 26-28	at Hoop and Quill Classic
Dec. 1	FLORIDA STATE
Dec. 4	LASALLE
Dec. 11	NICHOLLS STATE
Dec. 14	JACKSONVILLE
Dec. 18	WESTERN CAROLINA
Dec. 29	at Southern California
Jan. 2	OAKLAND
Jan. 5	at Iowa
Jan. 8	PEPPERDINE
Jan. 13	PENN STATE
Jan. 15	OHIO STATE
Jan. 19	at Michigan
Jan. 22	at Michigan State
Jan. 27	MICHIGAN STATE
Jan. 29	at Minnesota
Feb. 2	at Purdue
Feb. 5	INDIANA
Feb. 9	RICE
Feb. 12	PURDUE
Feb. 16	at Penn State
Feb. 19	ILLINOIS
Feb. 23	at Ohio State
Feb. 26	MICHIGAN
Mar. 1 or 2	WISCONSIN
Mar. 4	at Illinois
Mar. 9-12	at Big Ten Tournament

## 1999-2000 Northwestern Wildcats Roster

Player	Ht.	Wt.	Yr.	Pos.	Hometown	ppg/rpg/apg
Winston Blake	6-5	180	Fr.	F	Plano, Texas	
Jason Burke	6-6	187	Fr.	G	Plano, Texas	
Brody Deren	6-7	223	Fr.	F	Harlan, Iowa	
Collier Drayton	6-1	175	So.	G	Lyons, N.Y.	
Jeff Eschmeyer	6-2	192	Jr.	G	New Knoxville, Ohio	0.0/0.5/0.2
Tavaras Hardy	6-8	210	So.	F	Joliet, Ill.	6.9/3.9/1.8
Aaron Jennings	6-11	200	Fr.	C	Atkins, Iowa	
Ben Johnson	6-3	180	Fr.	G	Minneapolis, Minn.	
Steve Lepore	6-5	200	So.	G-F	North Olmsted, Ohio	7.2/4.3/2.5
Aron Molnar	6-11	242	Sr.	C	Mississauga, Ontario	3.1/2.5/0.4
David Newman	5-11	165	So.	G	Des Moines, Iowa	8.3/2.0/2.7
Adam Robinson	6-10	210	Fr.	F	Cedar Falls, Iowa	
Sean Wink	6-2	176	Jr.	G	Brea, Calif.	7.1/1.7/1.3

## Series History

**Series:** Illinois leads 109-33  
**Games at Illinois:** Illinois 55-13  
**Games at Northwestern:** Illinois leads 54-20  
**Neutral Games:** 0-0  
**Last Illinois Win:** 69-63 (2/17/99, at Evanston)  
**Last N'western Win:** 59-46 (1/9/99 at Champaign)  
**Longest Illinois win streak:** 16 (twice, last 1984-91)  
**Longest Illinois home win streak:** 19 (1980-1998)  
**Longest Illinois away win streak:** 9 (1946-55)  
**Longest N'western win streak:** 3 (twice, last 1966-67)  
**Longest N'western home win streak:** 3 (1966-68)

**Longest Northwestern away win streak:** 2 (three times, last 1959-61)  
**Current Series Streak:** Illinois W-1  
**Illinois' Largest Winning Margin:** 42 (twice)  
 February 27, 1943, at Chicago, 86-44; March 8, 1995, at Champaign, 99-57  
**Northwestern's Largest Winning Margin:** 16 (88-72), March 8, 1958, at Evanston  
**Overtime Games (last):** 1 (January 11, 1969, Illinois 82, Northwestern 77, at Evanston)  
**Kruger vs. Northwestern at Illinois:** 4-1  
**Kruger vs. Northwestern all-time:** 4-1  
**O'Neill vs. Illinois at Northwestern:** 1-3



# Ohio State

Thursday, January 6, 2000 at Champaign, Ill.  
8 p.m., ESPN2  
Sunday, February 27, 2000 at Columbus, Ohio  
3 p.m., CBS


## Quick Facts

**Location:** Columbus, Ohio  
**Enrollment:** 48,300  
**Arena/Capacity:** Value City Arena/19,500  
**Nickname:** Buckeyes  
**Colors:** Scarlet and Gray  
**Conference:** Big Ten  
**Athletic Director:** Andy Geiger  
**Athletic Department Phone:** (614) 292-7572  
**Sports Information Mailing Address:**  
Ohio State Athletics Communications  
410 Woody Hayes Drive  
Room 124 St. John Arena  
Columbus, OH 43210

**SID Telephone:** (614) 292-6861  
**SID Fax:** (614) 292-8547  
**Press Row Phone:** (614) 688-5330  
**Website:** www.ohiostatebuckeyes.com  
**Sports Information Director/Home Phone:**  
Gerry Emig/(614) 792-3080  
**Basketball SID/Home Phone:**  
Dan Wallenberg/(614) 276-4792  
**E-mail:** dwallenberg@buckeyes.ath.ohio-state.edu



Jim O'Brien  
Head Coach



Michael Redd  
Jr., Guard

## Basketball Information

**Head Coach:** Jim O'Brien (Boston College '71)  
**Collegiate Coaching Record:** 270-248 (17 years)  
**Record at Ohio State:** 35-31 (2 years)  
**Assistant Coaches:** Rick Boyages (Bowdoin College '85), Paul Biancardi (Salem State '85), Dave Spiller (Canisius '78)

**Basketball Office Telephone:** (614) 292-0505  
**1998-99 Overall Record:** 27-9  
**1998-99 Conference Record/Finish:** 12-4/2nd  
**Starters Returning/Lost:** 4/1  
**Letterman Returning/Lost:** 9/4

## 1999-2000 Schedule

Nov. 16	NOTRE DAME
Nov. 18	vs. Davidson or Siena
Nov. 24-26	Preseason NIT Semifinals/Finals
Nov. 29	VERMONT
Dec. 4	DUQUESNE
Dec. 11	FLORIDA A&M
Dec. 13	COASTAL CAROLINA
Dec. 16	at Kansas
Dec. 19	EASTERN KENTUCKY
Dec. 22	TOLEDO
Dec. 27	OAKLAND
Dec. 29	AMERICAN
Jan. 6	at Illinois
Jan. 9	MINNESOTA
Jan. 13	at Wisconsin
Jan. 15	at Northwestern
Jan. 20	MICHIGAN STATE
Jan. 22	at St. John's
Jan. 29	PURDUE
Feb. 2	WISCONSIN
Feb. 6	at Michigan
Feb. 9	IOWA
Feb. 12	PENN STATE
Feb. 15	at Michigan State
Feb. 19	at Indiana
Feb. 23	NORTHWESTERN
Feb. 27	ILLINOIS
Mar. 1 or 2	at Penn State
Mar. 4	at Minnesota
Mar. 9-12	at Big Ten Tournament

## 1999-2000 Ohio State Buckeyes Roster

Player	Ht.	Wt.	Yr.	Pos.	Hometown	ppg/rpg/apg
Brian Brown	6-3	190	So.	G	Brooklyn, N.Y.	4.1/1.7/1.9
Brent Darby	6-0	185	Fr.	G	River Rouge, Mich.	
Will Dudley	6-9	220	So.	F	Brooklyn, N.Y.	2.3/1.6/0.1
Ken Johnson	6-11	225	Sr.	C	Detroit, Mich.	6.4/5.7/0.2
Slobodan Ocoljic	6-8	210	Fr.	F	Kraljevo, Yugoslavia	
Scoonie Penn	5-10	185	Sr.	G	Salem, Mass.	16.9/3.9/4.3
Michael Redd	6-6	205	Jr.	G	Columbus, Ohio	19.5/5.6/2.4
George Reese	6-7	230	Sr.	F	Columbus, Ohio	5.5/4.3/0.5
Doylan Robinson	6-4	185	So.	G	Akron, Ohio	
Boban Savovic	6-6	230	So.	G	Montenegro, Yugoslavia	3.5/1.7/1.3
Devon Smith	6-0	175	Sr.	G	Ronceverte, W.Va.	0.0/0.5/0.2
Kwadjo Steele	6-6	195	Sr.	F	Dayton, Ohio	0.7/0.9/0.2

## Series History

**Series:** Illinois leads 93-55  
**Games at Illinois:** Illinois leads 54-21  
**Games at Ohio State:** Illinois leads 38-34  
**Neutral Games:** Illinois leads 1-0  
**Last Illinois Win:** 79-77 (3/6/99, at Chicago)  
**Last Ohio State Win:** 64-61 (1/30/99, at Champaign)  
**Longest Illinois win streak:** 12 (1950-56)  
**Longest Illinois home win streak:** 13 (1945-59)  
**Longest Illinois away win streak:** 6 (1993-98)  
**Current**  
**Longest Ohio State win streak:** 7 (1977-80)  
**Longest Ohio State home win streak:** 6 (1967-73)

**Longest Ohio State away win streak:** 4 (1977-80)  
**Current Series Streak:** Illinois W-1  
**Illinois' Largest Winning Margin:** 47 (111-64),  
February 11, 1956, at Champaign  
**Ohio State's Largest Winning Margin:** 34 (89-55),  
January 19, 1991, at Columbus  
**Overtime Games (last):** 2 (January 14, 1982, Ohio State 51, Illinois 50, at Champaign)  
**Kruger vs. Ohio State at Illinois:** 4-1  
**Kruger vs. Ohio State all-time:** 4-1  
**O'Brien vs. Illinois at Ohio State:** 1-2



# Penn State

Saturday, January 22, 2000 at Champaign, Ill.  
7 p.m., ESPN+  
Sunday, February 6, 2000 at University Park, Pa.  
2 p.m., ESPN+ Regional



Jerry Dunn  
Head Coach



Jarrett Stephens  
Sr., Forward

## Quick Facts

Location: University Park, Pa.  
Enrollment: 32,715  
Arena/Capacity: Bryce Jordan Center/15,261  
Nickname: Nittany Lions  
Colors: Blue and White  
Conference: Big Ten  
Athletic Director: Tim Curley  
Athletic Department Phone: (814) 865-1086  
SID Phone: (814) 865-1757  
SID Fax: (814) 863-3165  
Press Row Phone: (814) 863-3316

Website: www.psu.edu  
Sports Information Mailing Address:  
Penn State Sports Information  
101D Bryce Jordan Center  
University Park, PA 16803  
Sports Information Director/Home Phone:  
Jeff Nelson/(814) 234-1411  
Basketball SID/Home Phone:  
Patrick Donghia/(814) 235-6745  
E-mail: pad11@psu.edu

## Basketball Information

Head Coach: Jerry Dunn (George Mason '80)  
Collegiate Coaching Record: 63-51 (4 years)  
Record at Penn State: Same  
Assistant Coaches: Chuck Swenson (Indiana '76), Mike Boyd (Northern Michigan '70), Christian Appleman (Penn State '90)

Basketball Office Telephone: (814) 865-5494  
1998-99 Overall Record: 13-14  
1998-99 Conference Record/Finish: 5-11/9th  
Starters Returning/Lost: 5/2  
Letterman Returning/Lost: 9/3

## 1999-2000 Schedule

Nov. 22	LEHIGH
Nov. 24	LOYOLA, MD
Nov. 27	BOSTON COLLEGE
Dec. 1	CLEMSON
Dec. 4	at Pennsylvania
Dec. 8	GEORGE MASON
Dec. 11	at Villanova
Dec. 19	BUCKNELL
Dec. 22	at Temple
Dec. 28	vs. Manhattan
Dec. 29	vs. Arizona State/Bucknell
Jan. 5	at Michigan State
Jan. 8	INDIANA
Jan. 13	at Northwestern
Jan. 15	IOWA
Jan. 19	WISCONSIN
Jan. 22	at Illinois
Jan. 26	MINNESOTA
Feb. 2	at Indiana
Feb. 6	ILLINOIS
Feb. 12	at Ohio State
Feb. 16	NORTHWESTERN
Feb. 19	at Michigan
Feb. 23	MICHIGAN STATE
Feb. 27	at Purdue
Mar. 1 or 2	OHIO STATE
Mar. 4	at Iowa
Mar. 9-12	at Big Ten Tournament

## 1999-2000 Penn State Nittany Lions Roster

Player	Ht.	Wt.	Yr.	Pos.	Hometown	ppg/rpg/apg
Stephan Bekale	6-9	235	Fr.	F-C	Libraville, Gabon	
Gysai Cline-Heard	6-7	220	Jr.	F	Houston, Tex.	7.6/5.3/0.7
Joe Crispin	6-1	177	Jr.	G	Pitman, N.J.	14.3/2.7/3.3
Jon Crispin	6-2	190	Fr.	G	Pitman, N.J.	
Ndu Egekeze	6-7	215	Fr.	F	Augusta, Ga.	
Titus Ivory	6-4	210	Jr.	G	Charlotte, N.C.	8.3/4.2/3.6
Carl Jackson	6-9	247	Sr.	F-C	Columbia, Md.	1.9/2.2/0.3
Ken Krimmel	6-3	180	So.	G	State College, Pa.	0.9/0.2/0.8
Tim McGovern	6-0	160	St.	G	Medford, N.J.	0.7/0.3/0.0
Pete Rogowski	6-6	210	Jr.	F	Spruce Creek, Pa.	1.0/0.0/0.0
Tyler Smith	6-8	220	So.	F	Lake Forest, Ill.	1.0/1.3/0.4
Jarrett Stephens	6-7	255	Sr.	F	Ferndale, Mich.	RS 1998-99
B.J. Vossekui	6-9	200	Fr.	F	Orange Park, Fla.	
Brandon Watkins	6-0	175	Fr.	G	Bellwood, Ill.	
Scott Witkowski	7-0	270	Jr.	C	Littleton, Colo.	0.7/0.5/0.0

## Series History

Series: Illinois leads 8-5  
Games at Illinois: Illinois leads 4-2  
Games at Penn State: Illinois leads 4-2  
Neutral Games: Penn State leads 1-0  
Last Illinois Win: 77-71 (1/31/98, at University Park)  
Last Penn St. Win: 65-61 (1/23/99, at Champaign)  
Longest Illinois win streak: 5 (1993-95)  
Longest Illinois home win streak: 4 (1993-97)  
Longest Illinois away win streak: 2 (twice, last 1997-98) Current  
Longest Penn St. win streak: 3 (1942-91)

Longest Penn St. home win streak: 1 (twice, last 1996)  
Longest Penn St. away win streak: 1 (twice, last 1999) Current  
Current Series Streak: Penn State W-1  
Illinois' Largest Winning Margin: 25 (84-59), March 5, 1994, at Champaign  
Penn State's Largest Winning Margin: 10 (78-68), December 5, 1990, at University Park  
Overtime Games (last): 0  
Kruger vs. Penn State at Illinois: 3-1  
Kruger vs. Penn State all-time: 3-1  
Dunn vs. Illinois at Penn State: 2-3



# Purdue

Wednesday, January 12, 2000 at Champaign, Ill.  
7 p.m., ESPN+


## Quick Facts

Location: West Lafayette, Ind.  
Enrollment: 36,878  
Arena/Capacity: Mackey Arena/I4,123  
Nickname: Boilermakers  
Colors: Old Gold and Black  
Conference: Big Ten  
Athletic Director: Morgan J. Burke  
Athletic Department Phone: (765) 494-3189  
Sports Information Mailing Address:  
Purdue Athletic Public Relations  
Mackey Arena, Room 15  
West Lafayette, IN 47907-1790

SID Telephone: (765) 494-3198  
SID Fax: (765) 494-5447  
Press Row Phone: (765) 494-6364  
Website: www.purduesports.com  
Sports Information Director/Home Phone:  
Jim Vrugink/(765) 463-6570  
Basketball SID/Home Phone:  
Andrew Punzal/(765) 446-1553  
E-mail: alpunzal@athletics.purdue.edu



Gene Keady  
Head Coach



Brian Cardinal  
Sr., Forward

## Basketball Information

Head Coach: Gene Keady (Kansas State '58)  
Collegiate Coaching Record: 453-200 (21 years)  
Record at Purdue: 415-181 (19 years)  
Assistant Coaches: Jim Thrash (Eastern New Mexico '69), Jay Price (Kansas '91), Todd Foster (Purdue '96)

Basketball Office Telephone: (765) 494-3214  
1998-99 Overall Record: 21-13  
1998-99 Conference Record/Finish: 7-9/7th  
Starters Returning/Lost: 3/2  
Letterman Returning/Lost: 10/4

## 1999-2000 Schedule

Nov. 22	vs. Chaminade
Nov. 23	vs. Florida/Utah State
Nov. 24	vs. UNC/USC/ Georgetown/Memphis
Dec. 1	NORTH CAROLINA ST.
Dec. 4	AKRON
Dec. 7	at Illinois State
Dec. 9	WESTERN ILLINOIS
Dec. 11	COPPIN STATE
Dec. 18	vs. Ball State
Dec. 22	CENTRAL MICHIGAN
Dec. 27	at Santa Clara
Dec. 30	at UCLA
Jan. 3	MURRAY STATE
Jan. 8	MICHIGAN
Jan. 12	at Illinois
Jan. 15	WISCONSIN
Jan. 19	at Minnesota
Jan. 22	INDIANA
Jan. 26	at Wisconsin
Jan. 29	at Ohio State
Feb. 2	NORTHWESTERN
Feb. 5	at Iowa
Feb. 8	MICHIGAN STATE
Feb. 12	at Northwestern
Feb. 16	IOWA
Feb. 19	MINNESOTA
Feb. 24	at Michigan
Feb. 27	PENN STATE
Feb. 29	
or Mar. 1	at Indiana
Mar. 9-12	Big Ten Tournament

## 1999-2000 Purdue Boilermakers Roster

Player	Ht.	Wt.	Yr.	Pos.	Hometown	ppg/rpg/apg
John Allison	6-10	215	So.	C	New Palestine, Ind.	1.0/0.8
Brian Cardinal	6-8	230	Sr.	F	Tolono, Ill.	11.4/5.5/2.4
Jaraan Cornell	6-3	200	Sr.	G	South Bend, Ind.	15.2/2.8/2.1
Carson Cunningham	6-1	170	Jr.	G	Ogden Dunes, Ind.	6.6/1.3/1.2
Chad Kerkhof	6-0	170	Sr.	G	Greenfield, Ind.	0.4/0.5/0.3
Maynard Lewis	6-1	170	So.	G	Terre Haute, Ind.	1.2/0.5/0.1
Kenny Lowe	6-3	185	Fr.	G	Gary, Ind.	
Greg McQuay	6-7	215	Sr.	C	Gary, Ind.	10.5/5.3/0.8
Mike Robinson	6-6	210	Sr.	F	Peoria, Ill.	7.1/3.6/1.4
Rodney Smith	6-6	205	So.	F	Indianapolis, Ind.	1.1/0.8/0.2
Adam Wetzel	6-9	240	Fr.	C	Keokuk, Iowa	

## Series History

Series: Purdue leads 81-73  
Games at Illinois: Illinois leads 49-28  
Games at Purdue: Purdue leads 52-24  
Neutral Games: Purdue leads 1-0  
Last Illinois Win: 71-67 (1/20/96, at West Lafayette)  
Last Purdue Win: 63-56 (2/13/99, at Champaign)  
Longest Illinois win streak: 11 (1950-56)  
Longest Illinois home win streak: 13 (1941-61)  
Longest Illinois away win streak: 5 (1951-56)  
Longest Purdue win streak: 13 (1967-75)  
Longest Purdue home win streak: 14 (1964-80)

Longest Purdue away win streak: 6 (1968-75)  
Current Series Streak: Purdue W-8  
Illinois' Largest Winning Margin: 44 (98-54),  
February 21, 1948, at Champaign  
Purdue's Largest Winning Margin: 34 (83-49),  
February 14, 1970, at West Lafayette  
Overtime Games (last): 6 (February 25, 1993,  
Illinois 78, Purdue 70, at Champaign)  
Kruger vs. Purdue at Illinois: 0-7  
Kruger vs. Purdue all-time: 3-8  
Keady vs. Illinois at Purdue: 21-16



# Texas-Pan American

Wednesday, December 8, 1999 at Champaign, Ill.  
7 p.m.



TBA  
Head Coach

Brian Merriweather  
Jr., Guard

## Quick Facts

Location: Edinburg, Texas  
Enrollment: 12,300  
Arena/Capacity: UTPA Fieldhouse/5,000  
Nickname: Broncs  
Colors: Green and White  
Conference: Independent  
Athletic Director: William Weidner  
Athletic Department Phone: (956) 381-2221  
Sports Information Mailing Address:  
Texas-Pan American Sports Information  
1201 W. University Drive  
Edinburg, TX 78539

SID Telephone: (956) 381-2240  
SID Fax: (956) 381-2398  
Press Row Phone: (956) 381-2236  
Website: www.panam.edu/athletics  
Sports Information Director/Home Phone:  
Derek Smolik/(956) 387-0778  
Basketball SID/Home Phone: Same  
E-mail: smolik@panam.edu

## Basketball Information

Head Coach: TBA  
Collegiate Coaching Record: N/A  
Record at Texas-Pan American: N/A  
Assistant Coaches: TBA

Basketball Office Telephone: (956) 381-2228  
1998-99 Overall Record: 5-22  
1998-99 Conference Record/Finish: N/A  
Starters Returning/Lost: 4/1  
Letterman Returning/Lost: 5/7

## 1999-2000 Schedule

Nov. 23	ORAL ROBERTS
Nov. 27	WRIGHT STATE
Dec. 1	at Alabama-Birmingham
Dec. 6	at Texas-El Paso
Dec. 8	at Illinois
Dec. 15	at Arkansas
Dec. 20	BAYLOR
Dec. 22	PACIFIC
Dec. 29	NORTHERN IOWA
Dec. 30	ST. EDWARDS
Jan. 3	RICE
Jan. 6	at Colorado State
Jan. 8	at Gonzaga
Jan. 10	SW LOUISIANA
Jan. 13	ST. MARY'S
Jan. 15	at Oral Roberts
Jan. 17	at Southwestern Louisiana
Jan. 22	at Centenary
Jan. 24	FLORIDA INTERNATIONAL
Jan. 29	at Belmont
Feb. 5	at Texas A&M-Corpus Christi
Feb. 7	at Florida International
Feb. 12	BELMONT
Feb. 15	at Colorado
Feb. 19	TEXAS A&M-CORPUS CHRISTI
Feb. 26	CENTENARY
Feb. 28	WASHINGTON STATE
Mar. 4	at Indiana-Purdue

## 1999-2000 Texas-Pan American Broncs Roster

Player	Ht.	Wt.	Yr.	Pos.	Hometown	ppg/rpg/apg
Watara Banks	6-4	175	So.	G	Chicago, Ill.	6.8/2.7/1.3
Gary Booker	6-4	189	Jr.	F	Yonkers, NY	
John Braxton	6-4	205	Jr.	G-F	Seabrook, Texas	10.4/4.8/2.0
Kwasinda Curtis	6-1	170	Jr.	G	Denver, Colo.	
Carlos Haywood	6-3	200	Jr.	G	Red Spring, NC	
Reggie Kuzet	6-11	214	Jr.	C	Croatia	
Kirby Lemons	6-9	225	So.	F	Midland, Texas	13.6/8.9/1.0
Brian Merriweather	6-3	185	Jr.	G	Evansville, Ind.	23.7/2.7
Matt Palmquist	6-9	210	Sr.	C	Cedar Creek, Texas	8.2/6.3/1.3
Gabe Rhoads	6-6	194	Jr.	F	Provo, Utah	
Rashawn Williams	6-3	200	Jr.	G	Cincinnati, Ohio	

## Series History

Series: Illinois leads 2-0  
Games at Illinois: Illinois leads 1-0  
Games at Texas-Pan American: Illinois leads 1-0  
Neutral Games: 0-0  
Last Illinois Win: 71-56 (11/28/98, at Edinburg)  
Last Texas-Pan American Win: N/A  
Longest Illinois win streak: 2 (1997-98) Current  
Longest Illinois home win streak: 1 (1997) Current  
Longest Illinois away win streak: 1 (1998) Current  
Longest Texas-Pan American win streak: N/A

Longest Texas-Pan American home win streak:  
N/A  
Longest Texas-Pan American away win streak: N/A  
Current Series Streak: Illinois W-2  
Illinois' Largest Winning Margin: 28 (88-60),  
December 2, 1997, at Champaign  
Texas-Pan American's Largest Winning Margin:  
N/A  
Overtime Games (last): None  
Kruger vs. Texas-Pan American at Illinois: 2-0  
Kruger vs. Texas-Pan American all-time: 2-0  
Brooks vs. Illinois at Texas-Pan American: 0-2





# Western Illinois

Friday, November 19, 1999 at Champaign, Ill.  
7 p.m., ESPN+

## Quick Facts

**Location:** Macomb, Ill.  
**Enrollment:** 12,500  
**Arena/Capacity:** Western Hall/5,139  
**Nickname:** Leathernecks  
**Colors:** Purple and Gold  
**Conference:** Mid-Continent  
**Athletic Director:** Dr. Helen Smiley  
**Athletic Department Phone:** (309) 298-1106  
**Sports Information Mailing Address:**  
Western Illinois Sports Information  
1 University Circle  
Macomb, IL 61455-1390

**SID Telephone:** (309) 298-1133  
**SID Fax:** (309) 298-2060  
**Press Row Phone:** (309) 298-1227  
**Website:** www.wiu.edu/users/miath/  
**Sports Information Director/Home Phone:**  
Doug Smiley/(309) 837-6744  
**Basketball SID/Home Phone:** Same  
**E-mail:** doug\_smiley@ccmail.wiu.edu



Jim Kerwin  
Head Coach



Juan Martinez  
Sr., Forward

## Basketball Information

**Head Coach:** Jim Kerwin (Tulane '64)  
**Collegiate Coaching Record:** 103-92 (7 years)  
**Record at Western Illinois:** Same  
**Assistant Coaches:** Brad Underwood (Kansas State '86), Marc Lowe (Missouri Valley College '89)

**Basketball Office Telephone:** (309) 298-1224  
**1998-99 Overall Record:** 16-12  
**1998-99 Conference Record/Finish:** 9-5/3rd  
**Starters Returning/Lost:** 2/3  
**Letterman Returning/Lost:** 7/4

## 1999-2000 Schedule

Nov. 19	at Illinois
Nov. 22	ST. AMBROSE
Nov. 24	at Illinois State
Nov. 27	CARDINAL STRITCH
Dec. 1	BRADLEY
Dec. 3-4	At Pizza Hut Classic
Dec. 7	at Indiana State
Dec. 9	at Purdue
Dec. 11	EASTERN ILLINOIS
Dec. 20-22	at Nike Festival Tournament
Jan. 3	CHICAGO STATE
Jan. 6	ORAL ROBERTS
Jan. 8	MISSOURI-KANSAS CITY
Jan. 13	at Youngstown State
Jan. 15	IUPUI
Jan. 20	at Southern Utah
Jan. 22	at Valparaiso
Jan. 27	YOUNGSTOWN STATE
Jan. 29	at Chicago State
Feb. 3	at Missouri-Kansas City
Feb. 5	at Oral Roberts
Feb. 12	OAKLAND
Feb. 17	VALPARAISO
Feb. 19	at IUPUI
Feb. 21	at Oakland
Feb. 24	SOUTHERN UTAH
Mar. 4-7	at Mid-Continent Tournament

## 1999-2000 Western Illinois Leathernecks Roster

Player	Ht.	Wt.	Yr.	Pos.	Hometown	ppg/rpg/apg
Chris Canaday	6-8	245	Sr.	F	St. Gennevieve, Mo.	3.4/2.6/0.8
Joey Chism	6-4	180	Jr.	G	Mt. Pleasant, Texas	
Fernando Coloneze	6-10	240	Sr.	C	Alton, Ill.	8.7/4.5/0.7
Cory Fosdyck	6-2	175	So.	G	Macomb, Ill.	3.7/1.6/0.8
Matt Froman	6-5	175	Fr.	G	Basco, Ill.	
Matt Grove	6-7	180	Fr.	G	Agency, Mo.	
Anthony Haggins	6-4	235	Jr.	F	Redwood City, Calif.	
Curtis Haggins	5-8	200	Sr.	G	Redwood City, Calif.	3.5/1.0/1.1
Bill Heisler	6-0	180	Jr.	G	Warsaw, Ill.	8.7/2.0/2.3
Kristjan Makke	6-11	215	Fr.	C	Quincy, Ill.	
Juan Martinez	6-9	220	Sr.	F-C	Quincy, Ill.	13.0/6.9/1.2
Brian Nagle	6-11	225	Jr.	C	Topeka, Kan.	0.8/1.0/0.2
Matt Robins	6-0	185	Fr.	G	McPherson, Kan.	
Jake Wessel	6-5	180	Fr.	G	Cedar Rapids, Iowa	RS 1998-99

## Series History

**Series:** Illinois leads 1-0  
**Games at Illinois:** Illinois leads 1-0  
**Games at Western Illinois:** 0-0  
**Neutral Games:** 0-0  
**Last Illinois Win:** 65-49 (12/2/83, at Champaign)  
**Last Western Illinois Win:** N/A  
**Longest Illinois win streak:** 1 (1983) Current  
**Longest Illinois home win streak:** 1 (1993) Current  
**Longest Illinois away win streak:** N/A  
**Longest Western Illinois win streak:** N/A

**Longest Western Illinois home win streak:** N/A  
**Longest Western Illinois away win streak:** N/A  
**Current Series Streak:** Illinois W-1  
**Illinois' Largest Winning Margin:** 16 (65-49),  
December 2, 1993, at Champaign  
**Western Illinois' Largest Winning Margin:** N/A  
**Overtime Games (last):** None  
**Kruger vs. Western Illinois at Illinois:** 0-0  
**Kruger vs. Western Illinois all-time:** 0-0  
**Kerwin vs. Illinois at Western Illinois:** 0-0



Saturday, January 8, 2000 at Madison, Wis.  
11:15 a.m., ESPN+ Regional



Dick Bennett  
Head Coach



Andy Kowske  
Jr., Forward

## Quick Facts

**Location:** Madison, Wis.  
**Enrollment:** 39,826  
**Arena/Capacity:** Kohl Center/17,142  
**Nickname:** Badgers  
**Colors:** Cardinal and White  
**Conference:** Big Ten  
**Athletic Director:** Pat Richter  
**Athletic Department Phone:** (608) 262-1866  
**Sports Information Mailing Address:**  
Wisconsin Men's Sports Information  
1440 Monroe Street  
Madison, WI 53711

**SID Telephone:** (608) 262-1811  
**SID Fax:** (608) 262-8184  
**Press Row Phone:** (608) 265-4333  
**Website:** www.wisc.edu/ath/  
**Sports Information Director/Home Phone:**  
Steve Malchow/(608) 238-8199  
**Basketball SID/Home Phone:**  
Justin Doherty/(608) 663-4780  
**E-mail:** justin.doherty@cmail.adp.wisc.edu

## Basketball Information

**Head Coach:** Dick Bennett (Ripon '65)  
**Collegiate Coaching Record:** 429-243 (23 years)  
**Record at Wisconsin:** 69-54 (4 years)  
**Assistant Coaches:** Brad Soderberg (UW-Stevens Point '85), Shawn Hood (Cleveland State '88), Brian Hecker (Indiana '90)

**Basketball Office Telephone:** (608) 262-4597  
**1998-99 Overall Record:** 22-10  
**1998-99 Conference Record/Finish:** 9-7/T3rd  
**Starters Returning/Lost:** 3/2  
**Letterman Returning/Lost:** 10/5

## 1999-2000 Schedule

Nov. 12	vs. Missouri
Nov. 13	vs. TBD
Nov. 20	BALL STATE
Nov. 23	at Wisconsin-Milwaukee
Nov. 30	at Wake Forest
Dec. 3	RHODE ISLAND
Dec. 7	TEXAS
Dec. 8	WISCONSIN-GREEN BAY
Dec. 11	at South Florida
Dec. 14	at Northern Illinois
Dec. 23	MARQUETTE
Dec. 29	TEMPLE
Jan. 5	at Indiana
Jan. 8	ILLINOIS
Jan. 13	OHIO STATE
Jan. 15	at Purdue
Jan. 19	at Penn State
Jan. 22	MINNESOTA
Jan. 26	PURDUE
Jan. 29	IOWA
Feb. 2	at Ohio State
Feb. 5	at Minnesota
Feb. 12	MICHIGAN STATE
Feb. 16	MICHIGAN
Feb. 19	at Michigan State
Feb. 23	at Iowa
Mar. 1 or 2	at Northwestern
Mar. 4 or 5	INDIANA
Mar. 9-12	at Big Ten Tournament

## 1999-2000 Wisconsin Badgers Roster

Player	Ht.	Wt.	Yr.	Pos.	Hometown	ppg/rpg/apg
Roy Boone	6-2	195	Jr.	G	Madison, Wis.	
Jon Bryant	6-2	195	Sr.	G	Plymouth, Minn.	6.3/1.3/0.5
Travon Davis	5-10	175	So.	G	Summit, Ill.	1.1/0.6/0.5
Duany Duany	6-5	180	Sr.	G	Bloomington, Ind.	2.5/0.9/0.2
Mike Kelley	6-3	195	Jr.	G	Milwaukee, Wis.	4.4/2.7/2.7
Andy Kowske	6-8	230	Jr.	F	Brookfield, Wis.	6.0/4.9/0.3
Maurice Linton	6-8	210	Jr.	F	Calumet City, Ill.	2.3/2.3/0.9
Dave Mader	6-11	240	Fr.	F-C	Appleton, Wis.	
John Moriarity	6-5	185	So.	G	Oostburg, Wis.	0.6/0.4/0.1
Kirk Penney	6-5	200	Fr.	G	Auckland, New Zealand	
Robert Smith	6-8	215	Jr.	F	Madison, Wis.	
Julian Swartz	6-6	205	Fr.	F	Waukesha, Wis.	
Mark Vershaw	6-9	225	Jr.	F	East Peoria, Ill.	7.2/3.0/1.8
Charlie Wills	6-8	230	So.	F	Angola, Ind.	4.5/3.3/0.7

## Series History

**Series:** Illinois leads 98-63  
**Games at Illinois:** Illinois leads 61-17  
**Games at Wisconsin:** Wisconsin leads 46-36  
**Neutral Games:** Illinois leads 1-0  
**Last Illinois Win:** 53-51 (2/6/99, at Champaign)  
**Last Wisconsin Win:** 75-53 (1/20/99, at Madison)  
**Longest Illinois win streak:** 16 (1981-89)  
**Longest Illinois home win streak:** 13 (1982-94)  
**Longest Illinois away win streak:** 10 (1979-88)  
**Longest Wisconsin win streak:** 6 (1912-14)  
**Longest Wisconsin home win streak:** 9 (1906-14)

**Longest Wisconsin away win streak:** 3 (twice, last 1928-31)  
**Current Series Streak:** Illinois W-1  
**Illinois' Largest Winning Margin:** 39 (93-54), February 16, 1959, at Champaign  
**Wisconsin's Largest Winning Margin:** 34 (47-13), February 1, 1907, at Madison  
**Overtime Games (last):** 3 (February 7, 1998, Illinois 53, Wisconsin 47, at Madison)  
**Kruger vs. Wisconsin at Illinois:** 4-3  
**Kruger vs. Wisconsin all-time:** 4-3  
**Bennett vs. Illinois at Wisconsin:** 4-4



# Big Ten Conference

The Big Ten—The nation's most outstanding conference fields the nation's best in basketball year-in and year-out. Each year the Big Ten is tops in attendance and is among the leaders in number of teams receiving bids to the NCAA Tournament and number of teams ranked in the top 25 during the season.

## Tops In Attendance

For the 23rd consecutive year, the Big Ten Conference led all NCAA conferences in home attendance for men's basketball. The league's attendance mark in 1998-99 (2,204,556) established an NCAA record, breaking the previous record from 1997-98 (2,166,264), also set by the Big Ten. The Big Ten placed eight teams in the top 25 nationally for home attendance (Illinois, Indiana, Iowa, Michigan State, Minnesota, Ohio State, Purdue, Wisconsin).

## Postseason Play

Seven teams in the NCAA Tournament... Four advance to the Sweet 16... Michigan State and Ohio State march to the Final Four. What a postseason for the Big Ten! In addition to the seven teams that earned a spot in the Big Dance, Northwestern finished its season with a berth in the NIT.

Since the NCAA Tournament expanded to 64 teams in 1985, the Big Ten has recorded a 121-84 mark, with champions coming in 1987 (Indiana) and 1989 (Michigan). Since

## Big Ten Postseason Basketball Appearances

	Overall	NCAA
Indiana	31	28
Michigan	25	20
Ohio State	25	19
Purdue	24	18
Illinois	22	19
Iowa	21	19
Michigan St.	18	13
Penn State	14	7
Minnesota	15	7
Wisconsin	9	5
Northwestern	3	0

## Big Ten Commissioners

John L. Griffith	1922-44
Kenneth L. "Tug" Wilson	1944-61
Bill Reed	1961-71
Wayne Duke	1971-89
Jim Delany	1989-present

## Big Ten Chronology of Membership

- 1895: Chicago, Illinois, Michigan, Minnesota, Northwestern, Purdue, Wisconsin (charter members)
- 1899: Indiana, Iowa joined
- 1908: Michigan withdrew
- 1912: Ohio State joined
- 1918: Michigan rejoined
- 1946: Chicago withdrew
- 1949: Michigan State joined
- 1990: Penn State joined

1985, the Big Ten has been represented in the Final Four nine times, including three years with multiple teams advancing to the national semifinals (ILLINOIS and Michigan in 1989, Michigan and Indiana in 1992, Michigan State and Ohio State in 1999).

Since the first tournament in 1939, the Big Ten has a 240-142 record and league teams have advanced to the championship game 17 times, with a Big Ten team emerging as the champion nine times. League schools have accounted for 37 appearances in the Final Four. The Big Ten is the all-time leader with 150 bids to the NCAA Tournament.

## Highly Ranked

From day one of the 1998-99 season, the Big Ten had at least three teams ranked in the top 25, with the number growing to seven during the course of the year. No other conference in the nation boasted seven ranked

teams in 1998-99 and the Big Ten held that number in the rankings for eight weeks. Four different teams cracked the top 10 with Michigan State finishing the year ranked second nationally. Indiana, Purdue and Ohio State also spent time in the top 10 during the year.

## BIG TEN CONFERENCE

The Big Ten Conference  
1500 West Higgins Road  
Park Ridge, IL 60068-6300  
(847) 696-1010  
FAX: (847) 696-1110

James E. Delany  
Commissioner  
Richard Falk  
Associate Commissioner  
Carol A. Iwaoka  
Associate Commissioner  
Mark D. Rudner  
Associate Commissioner  
Robert C. Vowels Jr.  
Associate Commissioner  
Mary Masters  
Assistant Commissioner  
Sue Ryan  
Assistant Commissioner  
Brad Traviola  
Assistant Commissioner



James E. Delany



Mark Rudner



Sue Ryan



Lisa Juscik  
Basketball Contact



# Big Ten Tournament

Thursday  
March 9

Friday  
March 10

Saturday  
March 11

Sunday  
March 12



*Schedule and format subject to change.*

## Big Ten Tournament History

### 1997-98 Tournament United Center • Chicago, Ill.

#### First Round

- #8 Minnesota d. #9 Northwestern, 64-56
- #10 Wisconsin d. #7 Penn State, 52-51
- #6 Indiana d. #11 Ohio State, 78-71

#### Quarterfinals

- #4 Michigan d. #5 Iowa, 77-66
- #8 Minnesota d. #1 Michigan State, 76-73
- #2 Illinois d. #10 Wisconsin, 66-61
- #3 Purdue d. #6 Indiana, 76-71

#### Semifinals

- #4 Michigan d. #8 Minnesota, 85-69
- #3 Purdue d. #2 Illinois, 68-47

#### Championship

- #4 Michigan d. #3 Purdue, 76-67

#### All-Tournament Team

- Quincy Lewis, Minnesota
- Brad Miller, Purdue
- Mike Robinson, Purdue
- Robert Traylor, Michigan (MVP)
- Jerod Ward, Michigan

### 1998-99 Tournament United Center • Chicago, Ill.

#### First Round

- #8 Northwestern d. #9 Penn State, 54-44
- #10 Michigan d. #7 Purdue, 79-73 (OT)
- #11 Illinois d. #6 Minnesota, 67-64

#### Quarterfinals

- #4 Wisconsin d. #5 Iowa, 74-60
- #1 Michigan State d. #8 Northwestern, 61-59
- #2 Ohio State d. #10 Michigan, 87-69
- #11 Illinois d. #3 Indiana, 82-66

#### Semifinals

- #1 Michigan State d. #4 Wisconsin, 74-60
- #11 Illinois d. #2 Ohio State, 79-77

#### Championship

- #1 Michigan State d. #11 Illinois, 67-50

#### All-Tournament Team

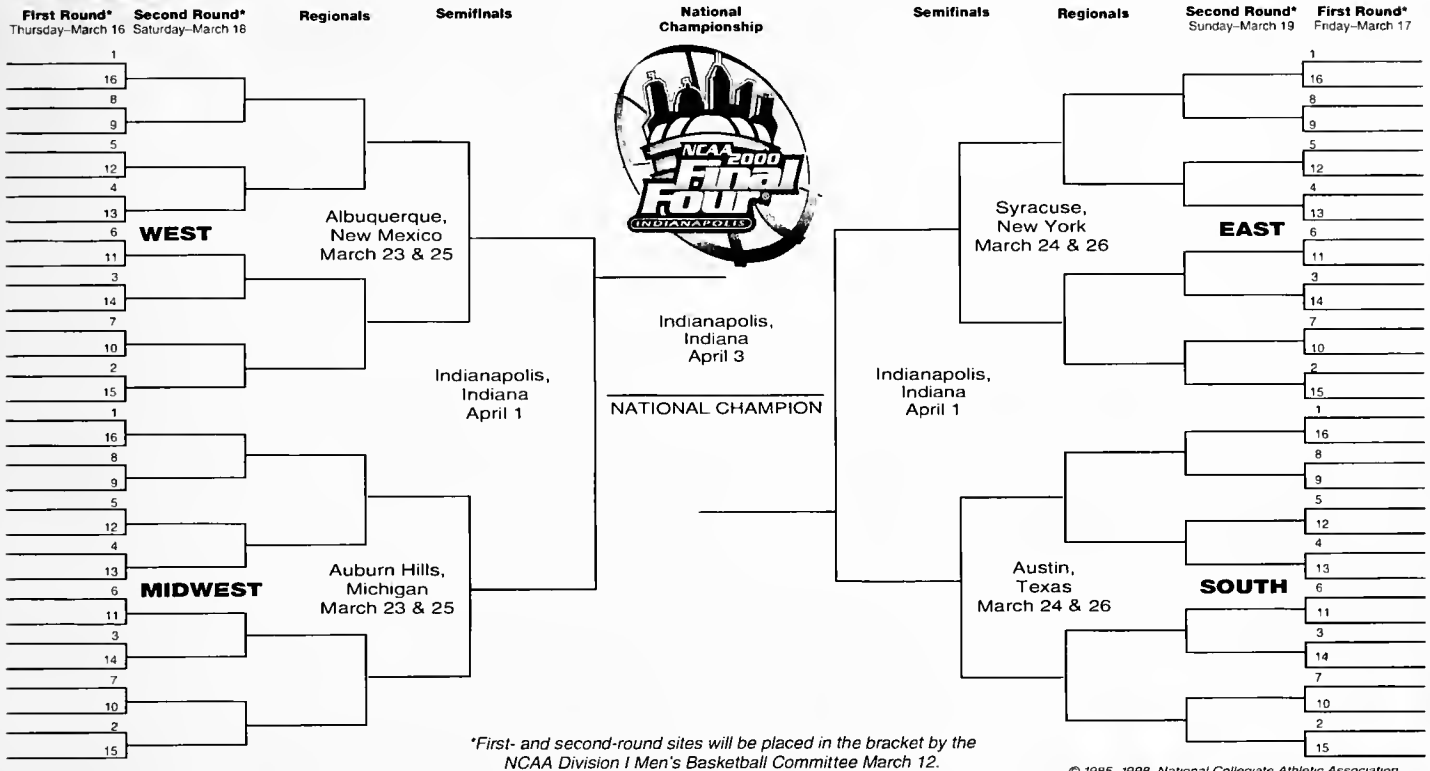
- Cory Bradford, Illinois
- Mateen Cleaves, Michigan State (MVP)
- Evan Eschmeyer, Northwestern
- Michael Redd, Ohio State
- Antonio Smith, Michigan State



# NCAA Tournament



## 2000 NCAA Division I Men's BASKETBALL CHAMPIONSHIP



13604-6/99

### First and Second Rounds • March 16-19, 2000

EAST	SOUTH	MIDWEST	WEST
Marine Midland Arena Buffalo, N.Y. March 17 & 19	Nashville Arena Nashville, Tenn. March 17 & 19	Cleveland State Univ. Convocation Center Cleveland, Ohio March 16 & 18	Jon. M. Huntsman Center Salt Lake City, Utah March 16 & 18
Lawrence Joel Veterans Memorial Coliseum Winston-Salem, N.C. March 17 & 19	Birmingham-Jefferson Civic Center Birmingham, Ala. March 17 & 19	Hubert H. Humphrey Metrodome Minneapolis, Minn. March 16 & 18	McKale Center Tucson, Ariz. March 16 & 18

### Regionals • March 23-26

EAST	SOUTH	MIDWEST	WEST
Carrier Dome Syracuse, N.Y. March 24 & 26	Frank Erwin Center Austin, Texas March 24 & 26	The Palace of Auburn Hills Auburn Hills, Mich. March 23 & 25	University Arena Albuquerque, N.M. March 23 & 25

### Final Four • April 1 & 3 • RCA Dome • Indianapolis, Ind.



# Series Records

## Bradley (11-2)

H — 8-1	A — 2-0	N — 1-1
12-11-26	37-24	W Champaign
12-17-27	41-35	W Champaign
12-10-28	46-29	W Champaign
12-14-29	22-30	L Champaign
1-1-31	28-17	W Peoria
2-9-32	29-21	W Champaign
12-10-32	26-21	W Champaign
2-6-34	38-26	W Champaign
12-10-34	55-25	W Champaign
12-30-36	43-33	W Peoria
1-24-74	88-105	L Chicago
11-17-97	69-59	W Champaign
12-5-98	53-48	W Chicago

## Duke (2-1)

H — 0-0	A — 1-0	N — 1-1
12-29-86	69-62	W Laie, Hawaii
12-3-94	65-70	L Chicago
12-2-95	75-65	W Durham, N.C.

## George Washington (0-1)

H — 0-1	A — 0-0	N — 1-1
11-17-98	58-64	L Champaign

## Indiana (66-75)

H — 40-30	A — 25-45	N — 1-0
1-20-06	27-24	W Urbana
2-16-06	7-38	L Bloomington
1-25-08	39-12	W Champaign
1-9-09	30-2	W Champaign
3-6-09	13-23	L Bloomington
2-5-10	30-20	W Champaign
3-5-10	26-12	W Bloomington
1-7-11	32-22	W Champaign
2-17-11	14-19	L Bloomington
2-7-12	24-25	L Bloomington
2-23-12	41-16	W Champaign
3-1-13	29-12	W Champaign
3-8-13	23-17	W Bloomington
1-6-14	35-6	W Champaign
2-7-14	31-15	W Bloomington
1-11-15	34-13	W Champaign
1-26-15	20-4	W Bloomington
1-13-23	31-22	W Champaign
2-12-23	24-31	L Bloomington
1-17-25	34-24	W Champaign
2-23-25	24-30	L Bloomington
2-19-26	21-20	W Bloomington
3-6-26	25-28	L Champaign
1-21-28	29-44	L Bloomington
3-6-28	23-27	L Champaign
1-8-29	20-16	W Champaign
2-23-29	22-32	L Bloomington
1-17-31	34-35	L Champaign
2-23-31	39-25	W Bloomington
1-11-32	30-22	W Bloomington
3-7-32	33-32	W Champaign
2-10-34	28-25	W Champaign
2-24-34	24-36	L Bloomington
1-5-35	28-32	L Champaign

1-14-35	29-42	L Bloomington
1-11-37	40-31	W Champaign
2-20-37	42-25	W Bloomington
1-4-38	46-51/OT	L Bloomington
3-4-38	35-45	L Champaign
1-9-39	28-29	L Champaign
1-6-40	36-38	L Bloomington
1-11-41	38-48	L Champaign
2-9-42	36-41	L Bloomington
2-12-45	71-48	W Champaign
2-28-45	55-65	L Bloomington
2-15-47	59-50	W Champaign
3-1-47	41-48	L Bloomington
1-19-48	46-45	W Champaign
3-1-48	52-51	W Bloomington
1-8-49	44-42	W Bloomington
2-28-49	91-88	W Champaign
2-13-50	72-63	L Champaign
2-27-50	66-80	L Bloomington
1-15-51	53-64	L Bloomington
2-19-51	71-65	W Champaign
1-14-52	78-66	W Champaign
2-18-52	77-70	W Bloomington
1-17-53	70-74/OT	L Bloomington
2-28-53	79-91	L Champaign
3-6-54	64-67	L Bloomington
1-8-55	99-75	W Champaign
1-14-56	96-72	W Bloomington
2-6-56	92-89	W Champaign
1-14-57	112-91	W Champaign
3-4-57	76-84	L Bloomington
1-11-58	82-89	L Bloomington
3-3-58	86-96	L Champaign
2-9-59	89-83	W Bloomington
2-21-59	100-98	W Champaign
2-22-60	78-92	L Champaign
2-25-61	82-93	L Bloomington
2-3-62	96-85	W Champaign
3-5-62	92-104	L Bloomington
2-4-63	104-101	W Champaign
2-16-63	100-103	L Bloomington
2-3-64	96-104	L Bloomington
1-4-65	86-81	W Champaign
1-8-66	98-84	W Bloomington
2-12-66	77-81	L Champaign
2-20-67	81-96	L Bloomington
3-4-67	80-70	W Champaign
1-9-68	60-61/OT	L Champaign
3-1-69	77-64	W Bloomington
1-6-70	94-74	W Champaign
3-3-70	85-75	W Bloomington
2-20-71	86-88	L Champaign
3-13-71	103-87	W Bloomington
2-22-72	71-90	L Champaign
2-12-73	66-87	L Bloomington
2-9-74	67-107	L Bloomington
2-18-74	83-101	L Champaign
1-27-75	57-73	L Bloomington
2-24-75	89-112	L Champaign
1-17-76	55-83	L Champaign
2-14-76	48-58	L Bloomington
1-8-77	60-80	L Bloomington
2-17-77	73-69	W Champaign
1-7-78	65-64	W Bloomington
3-2-78	68-77	L Champaign
1-4-79	65-61	W Bloomington
3-3-79	60-72	L Champaign
1-31-80	54-60	L Bloomington
2-9-80	89-68	W Champaign
1-10-81	61-78	L Bloomington
3-5-81	66-69	L Champaign
1-21-82	53-54	L Champaign
2-11-82	60-73	L Bloomington
1-13-83	55-69	L Champaign

3-5-83	55-67	L Bloomington
1-11-84	68-73/OT	L Bloomington
3-4-84	70-53	W Champaign
1-27-85	52-41	W Champaign
2-21-85	66-50	W Bloomington
1-25-86	69-71	L Bloomington
2-20-86	60-61	L Champaign
1-28-87	66-69	L Bloomington
3-1-87	69-67	W Champaign
2-6-88	74-75	L Champaign
2-29-88	75-65	W Bloomington
1-28-89	75-65	W Champaign
3-5-89	70-67	W Bloomington
2-4-90	70-65	W Champaign
3-11-90	69-63	W Bloomington
1-2-91	74-109	L Bloomington
3-10-91	58-70	L Champaign
2-4-92	65-76	L Champaign
3-1-92	70-76	L Bloomington
1-16-93	79-83	L Champaign
2-17-93	72-93	L Bloomington
1-30-94	88-81	W Champaign
3-1-94	77-82	L Bloomington
1-14-95	78-67	W Champaign
3-2-95	85-89	L Bloomington
1-13-96	71-85	L Champaign
2-28-96	64-76	L Bloomington
2-2-97	78-74	W Bloomington
1-3-98	74-72	W Champaign
2-24-98	82-72	W Bloomington
1-3-99	53-62	L Bloomington
2-24-99	64-70/OT	L Champaign
3-5-99	82-66	W Chicago

## Iowa (64-62)

H — 50-14	A — 14-48	N — 0-0
2-14-08	36-46	L Iowa City
1-28-13	35-9	W Champaign
2-23-24	26-14	W Iowa City
2-29-24	38-19	W Champaign
1-24-25	23-15	W Champaign
2-27-25	25-33	L Iowa City
1-22-27	40-33	W Champaign
2-12-27	24-26	L Iowa City
1-13-28	30-36	L Iowa City
2-24-28	27-41	L Champaign
2-14-31	26-23	W Iowa City
2-28-31	31-13	W Champaign
2-27-33	27-30	L Iowa City
3-4-33	44-16	W Champaign
1-15-34	14-36	L Iowa City
2-26-34	35-31	W Champaign
1-4-36	26-27	L Iowa City
2-10-36	36-14	W Champaign
1-16-37	42-28	W Champaign
2-27-37	40-29	W Iowa City
2-6-39	34-26	W Champaign
3-2-40	47-62	L Iowa City
2-17-41	56-53	W Champaign
1-19-42	42-35	W Champaign
3-2-42	32-46	L Iowa City
1-16-43	61-41	W Champaign
1-18-43	66-34	W Champaign
1-21-44	51-56	L Iowa City
1-22-44	44-53	L Iowa City
1-26-45	43-42	W Champaign
3-3-45	37-43	L Iowa City
12-22-45	39-41	L Iowa City
2-23-46	57-51	W Champaign
2-8-47	45-36	W Champaign
2-9-48	61-70	L Iowa City
2-21-49	80-49	W Champaign



# Series Records

2-11-50	65-70	L	Iowa City
1-8-51	72-69	W	Iowa City
1-20-51	69-53	W	Champaign
2-9-52	68-73	L	Champaign
2-23-52	78-62	W	Champaign
2-14-53	80-63	W	Champaign
2-21-53	62-67	L	Iowa City
1-18-54	70-79	L	Champaign
2-20-54	74-51	W	Iowa City
1-17-55	80-92	L	Iowa City
2-21-55	70-89	L	Champaign
3-3-56	72-96	L	Iowa City
1-7-57	81-70	W	Champaign
1-6-58	68-70	L	Champaign
2-22-58	79-83	L	Iowa City
1-12-59	103-97	W	Champaign
2-28-59	72-70	W	Iowa City
2-27-60	85-70	W	Champaign
1-16-61	71-78	L	Iowa City
2-10-62	91-81	W	Iowa City
3-3-62	78-88	L	Champaign
1-5-63	85-76	W	Iowa City
3-9-63	73-69	W	Champaign
1-11-64	87-70	W	Iowa City
3-9-64	90-67	W	Champaign
2-23-65	97-80	W	Champaign
3-6-65	84-94	L	Iowa City
3-5-66	106-90	W	Champaign
2-17-67	89-96	L	Iowa City
2-3-68	66-63	W	Champaign
3-2-68	56-61	L	Iowa City
2-8-69	98-69	W	Champaign
2-25-69	53-74	L	Iowa City
2-17-70	81-83	L	Champaign
2-2-71	84-92	L	Iowa City
2-15-72	84-87	L	Iowa City
3-7-72	91-84	W	Champaign
1-13-73	80-78	W	Champaign
3-10-73	76-93	L	Iowa City
2-23-74	91-84	W	Champaign
1-4-75	70-95	L	Iowa City
3-8-75	70-73	L	Champaign
1-3-76	60-84	L	Iowa City
3-6-76	70-82	L	Champaign
1-15-77	81-84/OT	L	Champaign
2-24-77	64-76	L	Iowa City
1-26-78	70-61	W	Iowa City
2-18-78	77-76	W	Champaign
1-25-79	52-58	L	Iowa City
2-17-79	53-67	L	Champaign
1-3-80	71-72	L	Champaign
3-1-80	71-75	L	Iowa City
1-31-81	79-66	W	Champaign
2-7-81	66-72	L	Iowa City
1-9-82	50-56	L	Iowa City
3-4-82	73-67/OT	W	Champaign
2-3-83	62-61	W	Champaign
2-12-83	66-68	L	Iowa City
2-2-84	54-52/2OT	W	Iowa City
2-12-84	73-53	W	Champaign
1-5-85	60-64	L	Iowa City
3-7-85	59-53/OT	W	Champaign
1-4-86	59-60	L	Champaign
3-6-86	53-57	L	Iowa City
1-14-87	88-91/OT	L	Champaign
2-14-87	61-66	L	Iowa City
1-21-88	79-93	L	Iowa City
3-6-88	94-81	W	Champaign
2-5-89	82-86	L	Iowa City
3-8-89	118-94	W	Champaign
1-29-90	67-69	L	Iowa City
3-4-90	118-85	W	Champaign
1-28-91	53-50	W	Champaign
2-23-91	79-74	W	Iowa City

1-15-92	69-74	L	Iowa City
2-23-92	77-72/OT	W	Champaign
2-4-93	78-77	W	Champaign
3-13-93	53-63	L	Iowa City
1-19-94	105-90	W	Champaign
2-19-94	69-83	L	Iowa City
2-1-95	79-74	W	Iowa City
2-11-95	104-97/OT	W	Champaign
1-18-96	79-82	L	Iowa City
2-24-96	91-86	W	Champaign
1-29-97	65-82	L	Iowa City
2-9-97	66-51	W	Champaign
1-8-98	76-64	W	Iowa City
2-22-98	79-72	W	Champaign
1-7-99	62-84	L	Iowa City
2-21-99	72-78	L	Champaign

## Kansas (1-1)

H — 0-0	A — 0-0	N — 1-1
11-29-87	81-75	W Maui
12-19-98	55-65	L Kansas City

## Kansas State (6-2)

H — 4-0	A — 2-1	N — 0-1
1-4-26	30-29	W Champaign
1-2-41	45-29	W Champaign
3-14-51	72-91	L Manhattan
3-19-81	52-57	L Salt Lake City
12-5-81	55-49	W Champaign
12-8-82	59-55	W Manhattan
12-5-94	76-69	W Manhattan
12-4-95	82-56	W Champaign

## Loyola Chicago (9-3)

H — 6-0	A — 3-2	N — 0-1
12-12-51	74-66	W Champaign
12-10-52	71-57	W Champaign
1-29-55	95-69	W Chicago
3-16-63	64-79	L East Lansing
3-5-80	105-87	W Champaign
11-28-81	87-83	W Rosemont, IL
12-31-82	73-72	W Champaign
11-26-83	70-53	W Rosemont, IL
12-12-83	74-69	W Champaign
12-22-84	62-63	L Rosemont, IL
11-26-85	95-64	W Champaign
12-27-86	82-83	L Chicago

## Maryland (1-1)

H — 0-0	A — 0-0	N — 1-1
3-22-84	72-70	W Lexington
3-14-98	61-67	L Sacramento

## Michigan (68-66)

H — 44-23	A — 24-42	N — 0-1
2-1-19	27-23	W Ann Arbor
3-10-19	18-22	L Champaign
1-26-20	41-14	W Champaign
3-1-20	28-21	W Ann Arbor
2-26-21	18-24	L Ann Arbor
3-7-21	26-28	L Champaign
1-16-22	20-17	W Champaign
2-25-22	16-42	L Ann Arbor
1-16-23	13-30	L Ann Arbor
2-26-23	20-27	L Champaign
1-14-24	23-24	L Ann Arbor
3-8-24	23-20	W Champaign
1-28-26	31-29	W Ann Arbor
2-26-26	24-33	L Champaign
1-17-27	24-25	L Ann Arbor
2-25-27	26-30	L Champaign
1-14-29	17-21	L Ann Arbor
2-18-29	27-24	W Champaign
1-13-30	24-18	W Ann Arbor
3-1-30	30-17	W Champaign
1-18-32	16-28	L Ann Arbor
2-20-32	29-33	W Champaign
1-9-33	22-17	W Champaign
1-14-33	30-35	L Ann Arbor
1-19-35	34-22	W Champaign
3-4-35	36-22	W Ann Arbor
2-24-36	37-42	L Champaign
3-2-36	22-35	L Ann Arbor
1-8-38	37-45	L Ann Arbor
2-28-38	36-32	W Champaign
1-7-39	30-20	W Champaign
2-13-39	35-28	W Ann Arbor
1-15-40	48-43	W Ann Arbor
2-24-40	51-28	W Champaign
1-13-41	47-41	W Champaign
2-22-41	31-47	L Ann Arbor
1-10-42	44-40	W Ann Arbor
2-14-42	52-29	W Champaign
1-9-43	47-34	W Champaign
1-8-44	45-52	L Ann Arbor
1-6-45	38-43	L Champaign
1-13-45	55-37	W Ann Arbor
1-5-46	48-49	L Ann Arbor
2-9-46	49-44	W Champaign
2-24-47	45-36	W Ann Arbor
2-7-48	57-66	L Champaign
3-7-49	53-70	L Ann Arbor
2-18-50	70-60	W Champaign
1-13-51	68-47	W Champaign
1-12-52	67-51	W Ann Arbor
12-15-52	96-66	W Champaign
2-9-53	92-62	W Ann Arbor
2-6-54	87-68	W Champaign
2-27-54	79-61	W Ann Arbor
2-7-55	81-80	W Ann Arbor
2-28-55	81-75	W Champaign
2-13-56	89-66	W Champaign
2-16-57	89-102	L Ann Arbor
2-8-58	81-88	L Ann Arbor
3-1-58	88-75	W Ann Arbor
2-2-59	85-87	L Champaign
3-2-59	95-101	L Ann Arbor
2-6-60	75-61	W Champaign
2-29-60	90-61	W Champaign
1-14-61	88-64	W Champaign
3-6-61	66-74	L Ann Arbor
1-6-62	91-71	W Champaign
3-2-63	81-84	L Ann Arbor
2-8-64	82-93	L Champaign



# Series Records

2-29-64	83-89	L	Ann Arbor
1-9-65	83-89	L	Ann Arbor
2-27-65	79-80	L	Champaign
2-1-66	99-93	W	Ann Arbor
1-14-67	99-93	W	Champaign
2-13-68	65-67	L	Champaign
2-20-68	72-64	W	Ann Arbor
2-11-69	87-92	L	Ann Arbor
2-22-69	100-92	W	Champaign
1-17-70	75-73	W	Ann Arbor
3-2-71	74-75	L	Champaign
1-11-72	70-75	L	Champaign
2-12-72	83-105	L	Ann Arbor
2-3-73	76-75	W	Champaign
2-26-73	96-89	W	Ann Arbor
2-2-74	77-101	L	Champaign
1-2-75	84-86	L	Champaign
3-3-75	75-77	L	Ann Arbor
1-26-76	76-75	W	Champaign
2-23-76	75-90	L	Ann Arbor
1-22-77	61-66	L	Ann Arbor
3-3-77	72-87	L	Champaign
1-14-78	65-61	W	Champaign
2-23-78	96-107	L	Ann Arbor
1-27-79	54-56	L	Champaign
2-3-79	65-74	L	Ann Arbor
1-17-80	80-69	W	Champaign
2-14-80	76-78	L	Ann Arbor
1-22-81	76-80/OT	L	Ann Arbor
2-19-81	67-64	W	Champaign
1-30-82	79-61	W	Champaign
2-6-82	53-58	L	Ann Arbor
1-29-83	87-74	W	Ann Arbor
2-17-83	91-71	W	Champaign
1-28-84	75-66/4OT	W	Champaign
2-16-84	60-62	L	Ann Arbor
1-10-85	64-58/OT	W	Champaign
2-9-85	45-57	L	Ann Arbor
1-8-86	59-61	L	Ann Arbor
2-8-86	83-79/OT	W	Champaign
1-3-87	95-84	W	Champaign
3-4-87	89-75	W	Ann Arbor
1-28-88	64-76	L	Ann Arbor
3-9-88	85-74	W	Champaign
1-14-89	96-84	W	Champaign
3-11-89	89-73	W	Ann Arbor
4-1-89	81-83	L	Seattle, WA
1-15-90	70-74	L	Champaign
2-11-90	79-93	L	Ann Arbor
1-26-91	72-67	W	Ann Arbor
2-28-91	68-65	W	Champaign
1-18-92	61-68	L	Champaign
3-14-92	59-68	L	Ann Arbor
1-23-93	68-76	L	Ann Arbor
3-10-93	97-98/OT	L	Champaign
1-23-94	70-74	L	Champaign
2-22-94	70-79	L	Ann Arbor
1-17-95	59-69	L	Champaign
2-26-95	51-63	L	Ann Arbor
1-9-96	68-83	L	Ann Arbor
3-3-96	73-62	W	Champaign
1-9-97	74-88	L	Ann Arbor
3-2-97	70-51	W	Champaign
1-25-98	64-53	W	Champaign
1-28-99	61-59	W	Ann Arbor

## Michigan State (45-43)

H — 29-14	A — 15-28	N — 1-1
3-5-51	49-43	W East Lansing
2-11-52	84-62	W Champaign
1-29-53	76-64	W East Lansing

3-2-53	66-53	W	Champaign
1-9-54	59-60	L	East Lansing
2-14-55	90-72	W	Champaign
1-2-56	73-65	W	Champaign
2-18-56	96-76	W	East Lansing
2-9-57	64-70	L	East Lansing
2-18-57	83-89	L	Champaign
2-15-58	56-69	L	East Lansing
1-10-59	96-97	L	Champaign
1-16-60	96-88	W	Champaign
2-8-60	77-78	L	East Lansing
1-30-61	93-92	W	Champaign
2-20-61	80-90	L	East Lansing
1-13-62	66-65	W	East Lansing
2-9-63	91-86	W	Champaign
1-4-64	87-66	W	Champaign
2-17-64	82-85	L	East Lansing
2-20-65	113-94	W	East Lansing
3-9-65	121-89	W	Champaign
2-22-66	66-68	L	East Lansing
1-7-67	74-76	L	Champaign
1-6-68	66-56	W	Champaign
3-9-68	59-62	L	East Lansing
2-15-69	70-75	L	East Lansing
3-4-69	71-57	W	Champaign
12-29-69	86-77	W	Portland, OR
2-24-70	74-67	W	East Lansing
3-7-70	76-81	L	Champaign
1-9-71	89-61	W	Champaign
1-16-71	69-67	W	East Lansing
2-8-72	79-89	L	East Lansing
2-24-73	81-71	W	Champaign
1-14-74	82-90	L	Champaign
1-28-74	82-93	L	East Lansing
2-1-75	60-75	L	Champaign
3-1-75	82-96	L	East Lansing
1-24-76	63-74	L	Champaign
2-21-76	59-69	L	East Lansing
1-20-77	58-67	L	East Lansing
3-5-77	61-62	L	Champaign
1-12-78	70-82	L	Champaign
2-25-78	67-89	L	East Lansing
1-11-79	57-55	W	Champaign
2-24-79	62-76	L	East Lansing
1-26-80	74-65	W	Champaign
2-2-80	59-68	L	East Lansing
1-29-81	71-70	W	East Lansing
2-21-81	82-62	W	Champaign
1-16-82	55-51	W	Champaign
2-25-82	47-56	L	East Lansing
1-27-83	78-71	W	East Lansing
2-19-83	69-61	W	Champaign
1-26-84	46-40	W	Champaign
2-19-84	70-53	W	East Lansing
1-12-85	75-63	W	Champaign
2-7-85	56-64	L	East Lansing
1-12-86	51-58	L	East Lansing
2-6-86	80-84	L	Champaign
1-5-87	79-72	W	Champaign
3-7-87	77-64	W	East Lansing
1-9-88	77-62	W	Champaign
2-13-88	83-65	W	East Lansing
1-7-89	71-54	W	Champaign
2-16-89	75-56	W	East Lansing
1-18-90	73-64	W	Champaign
2-17-90	63-70	L	East Lansing
1-17-91	68-71	L	Champaign
2-16-91	58-62	L	East Lansing
1-11-92	75-77	L	East Lansing
3-7-92	80-71	W	Champaign
1-9-93	52-39	W	East Lansing
2-10-93	83-80	W	Champaign
1-8-94	74-79	L	East Lansing
2-9-94	72-64	W	Champaign

1-28-95	67-75	L	Champaign
2-15-95	58-68	L	East Lansing
1-6-96	58-68	L	Champaign
3-6-96	67-77	L	East Lansing
1-22-97	66-63	W	East Lansing
2-15-97	79-68	W	Champaign
1-17-98	64-68	L	East Lansing
2-12-98	84-63	W	Champaign
1-16-99	49-51	L	Champaign
2-11-99	44-61	L	East Lansing
3-7-99	50-67	L	Chicago

## Minnesota (94-60)

H — 60-16	A — 33-43	N — 1-1
2-2-06	19-32	L Minneapolis
2-28-06	25-27	L Champaign
1-31-07	3-42	L Minneapolis
3-1-07	29-36	L Champaign
2-15-08	16-15	W Minneapolis
3-12-08	22-20	W Champaign
1-22-09	17-18	L Minneapolis
2-10-09	21-20	W Champaign
3-9-10	9-22	L Champaign
1-20-11	18-17	W Minneapolis
3-2-11	22-12	W Champaign
1-12-12	16-22	L Minneapolis
2-10-12	13-10	W Champaign
2-8-13	19-12	W Champaign
2-22-13	20-10	W Minneapolis
1-23-14	18-16	W Champaign
2-21-14	26-11	W Minneapolis
2-15-15	20-10	W Minneapolis
3-8-15	26-11	W Champaign
2-21-16	27-22	W Minneapolis
3-13-16	20-9	W Champaign
1-22-17	11-20	L Minneapolis
2-10-17	18-17	W Champaign
1-14-18	28-17	W Champaign
2-25-18	22-35	L Minneapolis
1-27-19	17-36	L Minneapolis
3-3-19	9-26	L Champaign
1-17-20	31-19	W Champaign
2-23-20	26-20	W Minneapolis
1-24-21	23-22	W Minneapolis
2-12-21	24-20	W Champaign
2-11-22	29-28	W Minneapolis
2-18-22	28-18	W Champaign
2-2-23	24-21	W Minneapolis
2-19-23	25-18	W Champaign
1-5-24	20-36	L Minneapolis
3-10-24	31-19	W Champaign
1-11-26	17-8	W Champaign
3-8-26	21-28	L Minneapolis
1-3-27	27-13	W Minneapolis
2-5-27	36-27	W Champaign
2-11-29	35-32	W Minneapolis
3-4-29	32-27	W Champaign
2-8-30	21-26	L Minneapolis
2-15-30	26-22	W Champaign
2-15-32	23-15	W Champaign
2-27-32	26-27	L Minneapolis
2-18-33	26-22	W Minneapolis
2-25-33	28-30	L Champaign
2-23-35	38-34	W Minneapolis
3-2-35	41-29	W Champaign
1-6-36	42-19	W Minneapolis
2-22-36	35-33	W Champaign
1-17-38	29-41	L Champaign
2-12-38	23-28	L Minneapolis
1-23-39	33-35	L Minneapolis
2-10-40	60-31	W Champaign





# Series Records

2-8-41	38-50	L	Minneapolis
1-24-42	49-36	W	Champaign
2-16-42	41-37	W	Minneapolis
2-13-43	56-35	W	Minneapolis
2-15-43	67-43	W	Minneapolis
3-4-44	50-32	W	Champaign
3-4-44	53-27	W	Champaign
2-10-45	57-35	W	Minneapolis
2-19-45	49-48	W	Champaign
1-6-47	31-34	L	Champaign
1-27-48	51-59	L	Minneapolis
1-29-49	45-44	W	Champaign
2-4-50	67-57	W	Minneapolis
1-6-51	70-62	W	Champaign
1-5-52	52-43	W	Minneapolis
12-23-52	73-77	L	Minneapolis
2-23-53	83-82	W	Champaign
1-2-54	72-84	L	Champaign
2-12-55	71-78/OT	L	Minneapolis
1-30-56	95-84	W	Minneapolis
2-27-56	97-81	W	Champaign
1-5-57	88-91	L	Minneapolis
3-2-57	75-86	L	Champaign
2-17-58	94-87	W	Champaign
1-26-59	70-81	L	Minneapolis
1-9-60	90-82	W	Champaign
1-18-60	70-77	L	Minneapolis
2-4-61	65-60	W	Minneapolis
2-27-61	76-85	L	Champaign
2-5-62	89-80	W	Champaign
2-25-63	81-70	W	Minneapolis
2-15-64	81-92	L	Minneapolis
2-22-64	86-78	W	Champaign
1-16-65	75-72	W	Champaign
2-13-65	90-105	L	Minneapolis
2-19-66	100-89	W	Champaign
2-26-66	92-94	L	Minneapolis
2-11-67	81-93	L	Minneapolis
2-27-67	84-71	W	Champaign
1-13-68	61-60	W	Minneapolis
1-4-69	80-58	W	Champaign
2-7-70	73-82	L	Minneapolis
2-28-70	75-73	W	Champaign
2-6-71	93-78	W	Champaign
2-27-71	64-80	L	Minneapolis
3-4-72	62-91	L	Minneapolis
2-19-73	73-82	L	Champaign
2-11-74	61-80	L	Minneapolis
2-25-74	52-72	L	Champaign
1-6-75	47-75	L	Minneapolis
2-3-75	50-56	L	Champaign
1-8-76	68-77	L	Minneapolis
2-2-76	62-72	L	Champaign
1-13-77	69-83	W**	Champaign
2-26-77	70-72	W**	Minneapolis
1-19-78	66-70	L	Minneapolis
2-16-78	69-75	L	Champaign
2-1-79	67-57	W	Champaign
2-10-79	59-57	W	Minneapolis
1-2-80	75-79	L	Minneapolis
2-21-80	60-58/OT	W	Champaign
3-17-80	63-65	L	New York City
1-17-81	80-76	W	Champaign
2-26-81	59-76	L	Minneapolis
1-23-82	64-57	W	Minneapolis
2-20-82	77-65	W	Champaign
1-6-83	49-75	L	Minneapolis
3-13-83	70-67	W	Champaign
1-5-84	80-53	W	Champaign
3-8-84	53-41	W	Minneapolis
1-3-85	58-60	L	Minneapolis
3-9-85	82-56	W	Champaign
1-2-86	76-57	W	Champaign
3-8-86	73-64	W	Minneapolis

1-17-87	80-58	W	Champaign
2-12-87	79-67	W	Minneapolis
1-7-88	65-61/OT	W	Minneapolis
2-11-88	86-50	W	Champaign
1-26-89	62-69	L	Minneapolis
3-2-89	63-58	W	Minneapolis
1-6-90	74-91	L	Minneapolis
2-8-90	99-72	W	Champaign
1-10-91	67-66	W	Champaign
2-10-91	94-74	W	Minneapolis
1-25-92	53-54	L	Minneapolis
2-15-92	74-58	W	Champaign
3-3-93	65-67	L	Minneapolis
3-9-94	90-75	W	Champaign
1-21-95	66-77	L	Minneapolis
2-22-95	94-88/OT	W	Champaign
1-3-96	64-69	L	Minneapolis
3-9-96	66-67	L	Champaign
1-14-97	96-90	W	Champaign
2-22-97	66-67	L	Minneapolis
2-4-98	68-56	W	Champaign
2-3-99	63-75	L	Minneapolis
3-4-99	67-64	W	Chicago

\*\*Minnesota forfeited game

## Missouri (18-11)

H — 4-1	A — 3-2	N — 11-8
12-21-32	36-24	W Columbia
1-3-34	31-27	W Champaign
12-14-42	51-30	W Champaign
12-18-43	39-29	W Columbia
12-16-46	50-55	L Kansas City
12-4-54	77-49	W Champaign
12-10-55	73-74	L Columbia
12-3-76	75-76	L Columbia
12-6-77	96-85	W Champaign
12-5-78	69-57	W Columbia
12-4-79	66-67/OT	L Champaign
12-10-80	84-62	W St. Louis
12-8-81	68-78/OT	L St. Louis
12-28-83	66-60	W St. Louis
12-6-84	65-50	W St. Louis
12-21-85	67-55	W St. Louis
12-23-86	92-74	W St. Louis
12-22-87	75-63	W St. Louis
12-19-88	87-84	W St. Louis
12-20-89	101-93	W St. Louis
12-19-90	84-81	W St. Louis
12-23-91	44-61	L St. Louis
12-23-92	65-66	L St. Louis
12-22-93	107-108/3OT	L St. Louis
12-22-94	58-76	L St. Louis
12-20-95	96-85/OT	W St. Louis
12-28-96	85-69	W St. Louis
12-23-97	69-75	L St. Louis
12-22-98	62-67	L St. Louis

## Northwestern (109-33)

H — 55-13	A — 54-20	N — 0-0
3-7-08	18-13	W Evanston
2-27-09	35-4	W Evanston
2-25-11	26-15	W Evanston
3-2-12	25-10	W Champaign
3-9-12	30-19	W Evanston
2-14-13	23-22	W Champaign
3-15-13	18-20	L Evanston
2-14-14	35-15	W Champaign

2-12-16	21-23	L Champaign
2-29-16	16-25	L Evanston
1-12-17	45-17	W Champaign
3-2-17	21-12	W Evanston
2-9-18	38-22	W Champaign
3-2-18	14-29	L Evanston
1-17-24	38-18	W Champaign
3-4-24	36-35	W Evanston
1-14-25	27-16	W Evanston
2-12-25	30-20	W Champaign
1-8-27	27-23	W Evanston
2-16-27	46-32	W Champaign
2-8-28	32-20	W Champaign
3-1-28	31-39	L Evanston
2-10-30	30-24	W Evanston
2-22-30	32-34	L Champaign
1-12-31	27-29	L Champaign
2-16-31	35-28	W Evanston
1-7-33	27-25	W Champaign
1-21-33	27-30	L Evanston
1-20-34	34-20	W Champaign
2-19-34	25-32	L Evanston
1-18-36	28-40	L Champaign
2-17-36	39-38	W Evanston
1-4-37	38-47	L Champaign
3-6-37	32-26	W Evanston
2-25-39	34-36	L Evanston
2-12-40	35-33	W Champaign
1-18-41	42-41	W Evanston
2-7-42	41-33	W Champaign
2-28-42	63-49	W Chicago
2-1-43	68-51	W Champaign
2-27-43	86-44	W Chicago
2-11-44	29-42	L Champaign
2-25-44	50-47	W Chicago
1-19-45	51-42	W Champaign
12-24-45	45-57	L Chicago
1-14-46	45-38	W Chicago
2-16-46	43-48	L Champaign
1-11-47	55-40	W Champaign
2-22-47	52-51	W Chicago
1-5-48	52-47	W Champaign
2-28-48	60-43	W Chicago
2-7-49	85-66	W Champaign
2-26-49	81-64	W Chicago
1-16-50	76-50	W Champaign
3-4-50	69-52	W Chicago
3-3-51	80-76	W Chicago
3-3-52	95-74	W Champaign
1-12-53	83-58	W Champaign
3-9-53	86-70	W Evanston
1-4-54	66-65	W Evanston
3-1-54	84-82	W Champaign
2-5-55	104-89	W Champaign
3-5-55	81-69	W Evanston
3-5-56	82-83	L Evanston
2-11-57	104-97	W Evanston
2-1-58	102-98	W Champaign
3-8-58	72-88	L Evanston
2-7-59	79-88	L Evanston
3-7-59	81-84	L Champaign
12-29-59	92-79	W Los Angeles
3-5-60	84-77	W Evanston
2-18-61	72-78	L Champaign
2-12-62	88-70	W Champaign
3-10-62	73-68	W Evanston
1-14-63	78-76	W Evanston
3-4-63	79-73	W Champaign
1-1-64	73-71	W Champaign
3-2-65	93-70	W Evanston
2-7-66	77-80	L Champaign
3-7-66	76-84	L Evanston
1-10-67	96-104	L Evanston
2-4-67	93-83	W Champaign



# Series Records

2-10-68	71-78	L	Evanston
2-24-68	62-61	W	Champaign
1-11-69	82-77/OT	W	Evanston
3-8-69	78-69	W	Champaign
1-13-70	101-80	W	Evanston
3-9-71	70-85	L	Champaign
1-8-72	67-63	W	Evanston
2-5-72	68-59	W	Champaign
2-5-73	84-77	W	Evanston
3-5-73	77-76	W	Champaign
2-16-74	75-86	L	Evanston
1-11-75	64-60	W	Champaign
2-8-75	47-51	L	Evanston
1-10-76	74-69	W	Champaign
2-7-76	61-55	W	Evanston
1-24-77	71-68	W	Champaign
2-10-77	65-64	W	Evanston
1-21-78	73-63	W	Champaign
2-9-78	61-72	L	Evanston
1-6-79	74-56	W	Evanston
3-1-79	64-71	L	Champaign
1-5-80	81-71	W	Champaign
2-28-80	90-66	W	Evanston
1-8-81	88-64	W	Evanston
3-7-81	98-76	W	Champaign
1-7-82	60-50	W	Evanston
3-6-82	85-65	W	Champaign
2-5-83	78-62	W	Champaign
2-10-83	55-58	L	Evanston
2-4-84	71-52	W	Evanston
2-8-84	73-49	W	Champaign
1-19-85	55-43	W	Evanston
2-14-85	64-42	W	Champaign
1-18-86	72-46	W	Champaign
2-13-86	75-52	W	Evanston
1-10-87	76-69	W	Evanston
2-5-87	72-43	W	Champaign
1-23-88	79-48	W	Champaign
3-12-88	79-74	W	Evanston
1-19-89	75-70	W	Evanston
2-11-89	86-69	W	Champaign
1-13-90	85-78	W	Evanston
2-14-90	88-74	W	Champaign
2-4-91	73-59	W	Champaign
3-2-91	91-81	W	Evanston
2-1-92	43-46	L	Evanston
2-26-92	92-65	W	Champaign
1-7-93	81-71	W	Evanston
2-6-93	82-67	W	Champaign
1-12-94	81-53	W	Champaign
2-12-94	68-79	L	Evanston
1-7-95	82-55	W	Evanston
3-8-95	99-57	W	Champaign
1-27-96	74-62	W	Evanston
2-14-96	93-62	W	Champaign
2-5-97	70-58	W	Champaign
2-18-98	69-57	W	Champaign
1-10-98	59-44	W	Evanston
1-9-99	46-59	L	Champaign
2-17-99	69-63	W	Evanston

1-20-19	25-20	W	Champaign
2-24-19	15-32	L	Columbus
1-12-20	40-22	W	Champaign
2-9-20	35-27	W	Columbus
2-7-21	46-11	W	Champaign
2-28-21	35-32	W	Columbus
1-14-22	48-36	W	Columbus
2-20-22	41-22	W	Champaign
1-8-23	36-31	W	Columbus
3-5-23	37-21	W	Champaign
1-12-24	27-24	W	Columbus
2-11-24	22-25	L	Champaign
1-16-26	18-30	L	Columbus
2-13-26	35-31	W	Champaign
1-15-27	28-29	L	Columbus
2-7-27	43-30	W	Champaign
1-12-29	22-27	L	Columbus
2-16-29	30-35	L	Champaign
1-6-30	19-15	W	Champaign
2-17-30	26-16	W	Columbus
1-4-32	28-29	L	Champaign
2-13-32	26-29	L	Columbus
1-16-33	22-33	L	Columbus
2-13-33	29-31	L	Champaign
1-12-35	44-23	W	Columbus
2-18-35	44-36	W	Champaign
1-13-36	13-18	L	Champaign
2-29-36	30-20	W	Columbus
1-22-38	26-46	L	Columbus
2-19-38	42-34	W	Champaign
1-16-39	45-31	W	Champaign
1-13-40	31-37	L	Columbus
2-24-41	53-36	W	Champaign
1-12-42	58-49	W	Columbus
2-21-42	48-31	W	Champaign
2-6-43	60-48	W	Columbus
2-8-43	50-44	W	Columbus
2-18-44	41-52	L	Champaign
2-19-44	53-54	L	Champaign
2-16-45	56-41	W	Champaign
2-23-45	44-60	L	Columbus
1-12-46	35-41	L	Columbus
1-13-47	61-42	W	Champaign
2-1-47	59-58	W	Columbus
1-10-48	61-58	W	Champaign
2-14-48	50-57	L	Columbus
1-10-49	64-63	W	Columbus
2-12-49	64-49	W	Champaign
1-7-50	62-83	L	Columbus
1-21-50	66-50	W	Champaign
2-12-51	79-59	W	Champaign
2-24-51	89-69	W	Columbus
2-2-52	66-62	W	Columbus
2-16-52	80-53	W	Champaign
12-27-52	87-62	W	Champaign
3-7-53	93-74	W	Columbus
1-11-54	90-76	W	Champaign
1-16-54	82-78	W	Columbus
1-15-55	86-78	W	Columbus
2-26-55	85-77	W	Champaign
2-11-56	111-64	W	Champaign
2-25-56	84-87	L	Columbus
2-4-57	96-89	W	Champaign
2-25-57	79-72	W	Columbus
2-3-58	70-78	L	Columbus
1-3-59	81-80	W	Champaign
1-4-60	73-97	L	Columbus
2-15-60	81-109	L	Champaign
1-7-61	65-91	L	Columbus
3-11-61	66-95	L	Champaign
2-24-62	79-102	L	Columbus
1-7-63	90-78	W	Champaign
2-10-64	92-110	L	Columbus
3-2-64	74-86	L	Champaign

2-8-65	86-71	W	Columbus
2-16-65	95-72	W	Champaign
2-5-66	78-77	W	Champaign
3-6-67	79-100	L	Columbus
2-26-68	75-95	L	Columbus
3-4-68	64-67	L	Champaign
1-28-69	67-76	L	Columbus
2-18-69	73-57	W	Champaign
1-10-70	77-59	W	Champaign
2-13-71	72-92	L	Columbus
2-19-72	64-62	W	Champaign
2-29-72	70-103	L	Columbus
2-17-73	79-68	W	Champaign
3-3-73	64-65	L	Columbus
1-5-74	75-73	W	Columbus
3-9-74	78-79	L	Champaign
1-25-75	66-62	W	Columbus
2-22-75	83-78	W	Champaign
1-19-76	63-64	L	Columbus
2-16-76	91-73	W	Champaign
1-6-77	89-72	W	Columbus
2-19-77	60-64	L	Champaign
1-30-78	84-87	L	Champaign
2-4-78	65-70	L	Columbus
1-13-79	66-69/OT	L	Champaign
2-22-79	55-73	L	Columbus
1-24-80	76-79	L	Champaign
2-16-80	57-71	L	Columbus
2-5-81	82-63	W	Champaign
2-14-81	63-57	W	Columbus
1-14-82	50-51/OT	L	Champaign
2-27-82	53-63	L	Columbus
1-15-83	63-55	W	Champaign
3-3-83	74-73	W	Columbus
1-14-84	55-53	W	Columbus
3-1-84	73-58	W	Champaign
1-23-85	84-66	W	Champaign
2-23-85	64-72	L	Columbus
1-23-86	67-65	W	Columbus
2-22-86	66-62	W	Champaign
2-2-87	82-65	W	Columbus
2-25-87	93-70	W	Champaign
2-4-88	60-64	L	Columbus
2-17-88	118-86	W	Champaign
2-9-89	62-60	W	Champaign
2-26-89	94-71	W	Columbus
1-27-90	92-81	W	Champaign
2-26-90	80-86	L	Columbus
1-19-91	55-89	L	Columbus
2-20-91	64-73	L	Champaign
1-30-92	72-74	L	Champaign
3-11-92	70-82	L	Columbus
1-30-93	86-76	W	Columbus
3-6-93	85-73	W	Champaign
1-15-94	83-75	W	Columbus
2-15-94	8-68	W	Champaign
1-4-95	79-70	W	Champaign
3-11-95	82-63	W	Columbus
1-24-96	77-46	W	Champaign
2-17-96	76-67	W	Columbus
1-4-97	72-64	W	Columbus
3-5-97	90-83	W	Champaign
1-28-98	66-62	W	Columbus
1-30-99	61-64	L	Champaign
3-6-99	79-77	W	Chicago

## Ohio State (93-55)

H — 54-21	A — 38-24	N — 1-0
1-23-15	24-17	W Champaign
3-1-15	26-19	W Columbus
1-15-16	21-10	W Champaign
3-6-16	28-22	W Columbus
1-8-17	38-14	W Columbus
2-5-17	34-21	W Champaign
2-11-18	35-21	W Champaign
2-18-18	26-23	W Columbus

## Penn State (8-5)

H — 4-2	A — 4-2	N — 0-1
3-21-42	34-41	L New Orleans
12-5-90	68-78	L University Park
11-25-91	60-65	L Champaign



# Series Records

1-21-93	82-66	W	Champaign
2-20-93	74-66	W	University Park
2-2-94	83-65	W	University Park
3-5-94	84-59	W	Champaign
2-8-95	67-58	W	Champaign
2-8-96	58-61	L	University Park
1-11-97	85-70	W	Champaign
2-25-97	87-65	W	University Park
1-31-98	77-71	W	University Park

## Purdue (73-81)

H — 49-28	A — 24-52	N — 0-1	
1-27-06	25-19	W	Urbana, IL
2-17-06	22-48	L	West Lafayette
1-12-07	27-32	L	Champaign
2-16-07	18-45	L	West Lafayette
1-11-08	24-23	W	West Lafayette
2-29-08	38-15	W	Champaign
2-17-09	24-18	W	Champaign
3-5-09	20-28	L	West Lafayette
1-29-10	33-17	W	Champaign
3-4-10	10-28	L	West Lafayette
1-28-11	29-33	L	Champaign
2-18-11	25-15	W	West Lafayette
1-27-12	20-35	L	Champaign
2-6-12	14-28	L	West Lafayette
1-21-13	22-18	W	Champaign
3-7-13	11-12	L	West Lafayette
1-17-14	26-20	W	Champaign
2-6-14	30-25	W	West Lafayette
1-16-15	27-8	W	Champaign
2-27-15	22-15	W	West Lafayette
1-11-16	22-11	W	Champaign
3-4-16	29-19	W	West Lafayette
1-6-17	28-24	W	West Lafayette
2-17-17	27-16	W	Champaign
1-9-18	27-17	W	Champaign
2-16-18	26-29	L	West Lafayette
1-18-19	13-16	L	Champaign
2-21-19	25-18	W	West Lafayette
1-10-20	33-31	W	Champaign
2-7-20	20-36	L	West Lafayette
2-5-21	39-26	W	West Lafayette
2-22-21	19-29	L	Champaign
2-7-22	29-28	W	Champaign
3-7-22	31-39	L	West Lafayette
1-20-23	20-24	L	Champaign
2-17-23	28-26	W	West Lafayette
3-2-25	18-34	L	West Lafayette
3-6-25	37-27	W	Champaign
2-10-26	29-28	W	Champaign
3-1-26	23-28	L	West Lafayette
1-7-28	24-30	L	Champaign
2-14-28	14-40	L	West Lafayette
1-5-29	24-33	L	West Lafayette
3-2-29	23-37	L	Champaign
1-10-31	15-30	L	West Lafayette
2-10-31	26-22	W	Champaign
1-9-32	28-21	W	Champaign
2-29-32	19-34	L	West Lafayette
1-8-34	21-36	L	West Lafayette
3-5-34	27-26	W	Champaign
1-7-35	37-36	W	Champaign
2-16-35	27-35	L	West Lafayette
1-18-37	38-37	W	West Lafayette
2-15-37	34-61	L	Champaign
1-10-38	51-43	W	Champaign
2-7-38	13-23	L	West Lafayette
2-11-39	30-34	L	West Lafayette
2-20-39	35-26	W	Champaign
2-17-40	27-33	L	West Lafayette

3-4-40	31-34	L	Champaign
1-6-41	49-34	W	Champaign
2-3-41	29-46	L	West Lafayette
3-7-42	34-32	W	Champaign
2-5-47	42-51	L	West Lafayette
2-21-48	98-54	W	Champaign
1-31-49	53-55	L	West Lafayette
1-9-50	59-54	W	Champaign
2-5-51	85-76	W	West Lafayette
2-17-51	70-65	W	Champaign
1-28-52	84-57	W	West Lafayette
3-1-52	82-71	W	Champaign
1-5-53	87-71	W	West Lafayette
2-16-53	93-67	W	Champaign
2-8-54	89-55	W	Champaign
1-10-55	83-73	W	West Lafayette
1-16-56	92-76	W	West Lafayette
2-20-56	102-77	W	Champaign
2-2-57	74-85	L	West Lafayette
2-23-57	80-78	W	Champaign
2-10-58	99-84	W	Champaign
1-31-59	81-102	L	West Lafayette
1-11-60	81-75	W	West Lafayette
2-13-60	93-89/2OT	W	Champaign
2-11-61	73-89	L	West Lafayette
3-4-61	85-75	W	Champaign
1-8-62	89-96	L	West Lafayette
2-17-62	88-100	L	Champaign
1-12-63	106-82	W	Champaign
2-19-63	87-79	W	West Lafayette
2-24-64	74-85	L	West Lafayette
2-6-65	121-93	W	Champaign
1-15-66	87-93	L	West Lafayette
2-28-66	98-81	W	Champaign
2-18-67	94-92	W	Champaign
2-25-67	86-98	L	West Lafayette
2-17-68	68-75	L	Champaign
1-7-69	84-98	L	West Lafayette
2-14-70	49-83	L	West Lafayette
2-21-70	81-88	L	Champaign
2-16-71	70-73	L	Champaign
3-6-71	93-99	L	West Lafayette
1-15-72	74-85	L	Champaign
1-6-73	80-91	L	West Lafayette
1-12-74	69-91	L	Champaign
3-2-74	83-94	L	West Lafayette
1-18-75	67-86	L	Champaign
2-15-75	91-114	L	West Lafayette
1-31-76	71-63	W	Champaign
2-28-76	62-81	L	West Lafayette
1-29-77	63-66	L	West Lafayette
2-5-77	71-70	W	Champaign
1-5-78	85-95	L	West Lafayette
3-4-78	67-66	W	Champaign
1-20-79	57-69	L	Champaign
2-8-79	65-71	L	West Lafayette
1-10-80	66-74	L	West Lafayette
2-23-80	69-72	L	Champaign
1-15-81	87-65	W	Champaign
2-28-81	81-70	W	West Lafayette
1-28-82	63-48	W	West Lafayette
2-18-82	44-52	L	Champaign
1-19-83	62-63	L	West Lafayette
2-23-83	54-56	L	Champaign
1-21-84	76-52	W	Champaign
2-25-84	55-59	L	West Lafayette
1-30-85	34-54	L	West Lafayette
3-2-85	86-43	W	Champaign
2-2-86	80-68	W	Champaign
2-27-86	81-72	W	West Lafayette
1-22-87	86-87/OT	L	West Lafayette
2-23-87	75-76/OT	L	Champaign
1-4-88	68-81	L	Champaign
2-25-88	79-93	L	West Lafayette

2-2-89	72-76	L	West Lafayette
2-20-89	102-75	W	Champaign
1-20-90	68-81	L	West Lafayette
2-21-90	90-78	W	Champaign
1-5-91	63-61	W	Champaign
2-6-91	59-56	W	West Lafayette
1-8-92	74-72/OT	W	Champaign
2-11-92	76-71/OT	W	West Lafayette
2-25-93	78-70/2OT	W	Champaign
3-13-94	77-87	L	West Lafayette
1-10-95	62-58	W	West Lafayette
3-4-95	56-69	L	Champaign
1-20-96	71-67	W	West Lafayette
2-20-96	71-74	L	Champaign
1-2-97	69-75	L	Champaign
3-8-97	69-77	L	West Lafayette
1-13-98	58-68	L	Champaign
2-14-98	72-75	L	West Lafayette
3-7-98	47-68	L	Chicago
1-13-99	54-63	L	West Lafayette
2-13-99	56-63	L	Champaign

## Texas-Pan American (2-0)

H — 1-0	A — 1-0	N — 0-0	
12-2-97	88-60	W	Champaign
11-28-98	71-56	W	Edinburg

## Western Illinois (1-0)

H — 1-0	A — 0-0	N — 0-0	
12-2-83	65-49	W	Champaign

## Wisconsin (98-63)

H — 61-17	A — 36-46	N — 1-0	
3-3-06	32-35	L	Madison
1-19-07	16-22	L	Champaign
2-1-07	13-47	L	Madison
1-18-08	20-28	L	Champaign
3-9-08	14-27	L	Madison
1-16-09	28-19	W	Champaign
1-23-09	10-20	L	Madison
1-15-10	16-28	L	Madison
1-21-10	34-14	W	Champaign
1-21-11	17-20	L	Madison
3-11-11	21-18	W	Champaign
1-14-12	10-27	L	Madison
3-15-12	15-23	L	Champaign
1-11-13	15-16	L	Champaign
2-21-13	13-18	L	Madison
1-10-14	25-26	L	Champaign
2-20-14	16-29	L	Madison
2-8-15	39-19	W	Champaign
2-13-15	19-17	W	Madison
1-22-16	27-20	W	Champaign
2-19-16	14-34	L	Madison
1-20-17	14-25	L	Madison
2-24-17	20-17	W	Champaign
1-19-18	21-22	L	Champaign
2-23-18	15-23	L	Madison
1-25-19	25-15	W	Madison
2-15-19	16-14	W	Champaign
2-24-20	43-20	W	Champaign
2-21-20	29-33	L	Madison
1-22-21	18-23	L	Madison
2-19-21	17-9	W	Champaign



# Series Records

2-10-22	23-25	L	Madison	2-23-71	84-88	L	Madison
2-27-22	37-35	W	Champaign	2-26-72	91-86	W	Champaign
2-16-24	12-13	L	Madison	3-11-72	84-97	L	Madison
2-25-24	31-20	W	Champaign	1-8-73	76-74	W	Champaign
2-21-25	35-25	W	Champaign	2-10-73	88-99	L	Madison
3-9-25	9-24	L	Madison	1-19-74	75-101	L	Madison
2-28-27	32-28	W	Champaign	1-13-75	72-56	W	Champaign
3-5-27	13-39	L	Madison	2-10-75	70-76	L	Madison
1-16-28	34-33	W	Madison	1-12-76	71-61	W	Champaign
3-9-28	22-32	L	Champaign	2-9-76	70-59	W	Madison
1-18-30	9-14	L	Madison	2-3-77	82-72	W	Champaign
2-24-30	17-23	L	Champaign	2-12-77	50-62	L	Madison
1-5-31	9-12	L	Champaign	2-2-78	74-71	W	Champaign
1-24-31	20-30	L	Madison	2-11-78	73-80	L	Madison
2-11-33	38-25	W	Champaign	1-18-79	81-74	W	Madison
2-20-33	29-15	W	Madison	2-15-79	81-64	W	Champaign
1-7-34	20-17	W	Champaign	1-19-80	69-64	W	Madison
2-17-34	22-28	L	Madison	2-7-80	67-50	W	Champaign
1-11-36	29-27	W	Madison	1-24-81	45-54	L	Champaign
2-15-36	36-20	W	Champaign	2-12-81	84-65	W	Madison
1-9-37	31-28	W	Madison	2-4-82	88-54	W	Champaign
2-22-37	48-31	W	Champaign	2-13-82	68-60	W	Madison
1-21-39	37-34	W	Madison	1-8-83	61-54	W	Madison
2-19-40	37-35	W	Champaign	3-10-83	71-64	W	Champaign
2-15-41	30-46	L	Madison	1-7-84	63-62/OT	W	Madison
1-3-42	55-40	W	Madison	3-10-84	81-57	W	Champaign
2-23-42	45-43	W	Champaign	1-17-85	78-67	W	Madison
1-11-43	52-40	W	Madison	2-16-85	68-49	W	Champaign
2-20-43	50-26	W	Champaign	1-16-86	73-54	W	Champaign
1-3-44	45-43	W	Madison	2-15-86	82-74	W	Madison
1-7-44	38-43	L	Champaign	1-8-87	68-66	W	Madison
1-1-46	38-31	W	Madison	2-7-87	99-74	W	Champaign
2-18-46	72-53	W	Champaign	1-16-88	80-65	W	Madison
1-1-47	47-53	L	Madison	2-21-88	85-65	W	Champaign
1-25-47	63-37	W	Champaign	1-12-89	103-80	W	Champaign
1-3-48	47-52	L	Madison	2-18-89	52-72	L	Madison
1-24-48	57-36	W	Champaign	1-4-90	73-59	W	Champaign
1-3-49	62-50	W	Champaign	1-25-90	66-63	W	Madison
2-5-49	61-54	W	Madison	2-2-91	70-62	W	Champaign
1-21-50	50-59	L	Madison	3-6-91	77-85	L	Madison
2-25-50	76-58	W	Champaign	1-22-92	74-67	W	Champaign
1-1-51	71-69/OT	W	Madison	2-20-92	78-92	L	Madison
2-10-51	63-52	W	Champaign	1-27-93	80-72	W	Champaign
1-7-52	53-49	W	Champaign	2-28-93	66-74	L	Madison
3-8-52	48-58	L	Madison	1-25-94	56-66	L	Madison
1-10-53	71-61	W	Champaign	2-27-94	76-65	W	Champaign
2-7-53	65-61	W	Madison	2-4-95	60-73	L	Madison
1-13-54	70-64	W	Madison	2-3-96	56-57	L	Champaign
2-22-54	66-64	W	Champaign	1-25-97	56-73	L	Champaign
1-1-55	64-79	L	Champaign	2-12-97	45-62	L	Madison
2-19-55	99-71	W	Madison	1-21-98	62-48	W	Champaign
1-9-56	96-77	W	Champaign	2-7-98	53-47/OT	W	Madison
1-12-57	79-63	W	Madison	3-6-98	66-61	W	Chicago
1-4-58	64-59	W	Madison	1-20-99	53-75	L	Madison
1-13-58	70-71	L	Champaign	2-6-99	53-51	W	Champaign
1-5-59	77-51	W	Champaign				
2-16-59	93-54	W	Champaign				
2-20-60	63-75	L	Madison				
2-6-61	77-73	W	Champaign				
1-29-62	81-85	L	Champaign				
2-19-62	101-103	L	Madison				
2-11-63	77-84	L	Madison				
2-23-63	89-77	W	Champaign				
3-7-64	97-73	W	Champaign				
12-15-64	70-56	W	Madison				
12-14-65	90-70	W	Madison				
1-11-66	80-64	W	Champaign				
12-19-66	87-74	W	Champaign				
3-11-67	92-102	L	Madison				
2-6-68	68-60	W	Madison				
2-1-69	86-73	W	Champaign				
1-3-70	74-69	W	Madison				
2-3-70	65-66	L	Champaign				
1-12-71	84-82	W	Champaign				

# Media Information



# DIA Directory

Illinois Division of Intercollegiate Athletics, Biefeldt Athletic Administration Building, 1700 South Fourth Street, Champaign, IL 61820. All numbers are area code 217 except where noted.

## ATHLETIC ADMINISTRATION

President.....	James J. Stukel.....	333-2070
Chancellor.....	Michael Aiken.....	333-6290
Director of Athletics.....	Ron Guenther.....	333-3631
Senior Womens Administrator.....	Kelly Landry.....	333-3631
Faculty Representative.....	David L. Chicoine.....	333-0460
Faculty Representative.....	Mildred R. Griggs.....	333-4318

## BUSINESS OFFICE

Associate Athletics Director.....	Harriet Weatherford.....	244-4286
Business Manager.....	Tim Tracy.....	333-5726
Computer Consultant.....	Eric Claypool.....	333-5726
Accountant.....	Bob Jones.....	333-5722
Payroll Clerk.....	Harletta Hamilton.....	333-5723
Staff Clerk.....	Rosie Lard.....	333-5721

## COMPLIANCE.....264-8034

Compliance Coordinator.....	Vince Ille.....	333-5731
Assistant Director.....	Jackie Thurnes.....	333-2009

## CORPORATE RELATIONS

Associate Athletics Director.....	Warren Hood.....	333-2474
Assistant Director.....	Marty Kaufmann.....	244-6532

## FIGHTING ILLINI SCHOLARSHIP FUND.....333-6595

Associate Athletics Director.....	Karol Kahrs.....	333-0171
Director of Development.....	Ken Zimmerman.....	333-8595
Director of Development.....	Shawn Wax.....	333-8851
Director of Development (Chicago).....	Steve Greene.....	(312) 575-7850
Assistant Director.....	Mike Hatfield.....	333-6595
Director Emeritus.....	Dike Eddleman.....	333-6595

## TICKET OFFICE.....333-3470

Ticket Manager.....	Cheryl Cain.....	333-9323
Assistant Ticket Manager.....	Steve Landrus.....	333-9323

## ACADEMIC COORDINATING.....333-2240

Associate Athletics Director.....	Terry Cole.....	333-2240
Academic Counselor.....	Lynn Chaney.....	244-7787
Academic Counselor.....	Deryk Gilmore.....	333-9530
Academic Counselor.....	Tom Michael.....	333-6620
Academic Counselor.....	Sally Ross.....	333-1015
Academic Counselor.....	Melissa Tallant.....	333-3169

## ATHLETIC PUBLIC RELATIONS.....333-1391

Sports Information Director.....	Barbara Butler.....	244-6533
Assistant SID.....	Cassie Arner.....	244-3886
Assistant SID.....	Dick Barnes.....	333-3317
Assistant SID.....	Jim Christman.....	244-5045
Assistant SID.....	Mike Koon.....	244-1256
Assistant SID.....	Michelle Warner.....	244-2707

## MARKETING AND PROMOTIONS.....333-8221

Director of Marketing.....	Dave Johnson.....	333-8221
Assistant Director of Marketing.....	Sue Johnson.....	333-6969

## SPORTS MEDICINE.....333-6718

Director of Sports Medicine.....	Al Martindale.....	333-6718
Associate Athletic Trainer.....	Rod Cardinal.....	333-6718
Assistant Athletic Trainer.....	Stephanie Biberstein.....	333-6718
Assistant Athletic Trainer.....	Tony Catsaros.....	333-6718
Assistant Athletic Trainer.....	Ruth Cook.....	333-6718
Assistant Athletic Trainer.....	Karen Iehl-Morse.....	333-6718

## EVENT MANAGEMENT.....333-3631

Associate Athletics Director.....	Dana Brenner.....	333-3631
Associate Athletics Director.....	Kelly Landry.....	333-3631
Assistant Director.....	Lenny Willis.....	244-6518
Asst. to the Assoc. AD.....	Erich Bacher.....	333-6640
Asst. to the Assoc. AD.....	Mary Ann McChesney.....	244-3270

## FACILITY MANAGEMENT.....333-2303

Director of Facilities.....	Al Heinze.....	333-2303
Facilities Supervisor.....	Bill Ellena.....	333-2303

## STRENGTH AND CONDITIONING.....244-5989

Head Strength Coach.....	Jim Zielinski.....	244-5989
--------------------------	--------------------	----------

## BASEBALL.....333-8605

Head Coach.....	Richard 'Itch' Jones.....	244-8138
Assistant Coach.....	Dan Hartleb.....	244-8144
Assistant Coach.....	Eric Snider.....	244-8140

## MEN'S BASKETBALL.....333-3400

Head Coach.....	Lon Kruger.....	333-3400
Assistant Coach.....	Steve Henson.....	333-3400
Assistant Coach.....	Rob Judson.....	333-3400
Assistant Coach.....	Robert McCullum.....	333-3400
Administrative Assistant.....	Jeff Guin.....	333-3400

## WOMEN'S BASKETBALL.....333-8612

Head Coach.....	Theresa Grentz.....	333-8612
Assistant Coach.....	Renee Reed.....	333-8623
Assistant Coach.....	Krista Reinking.....	244-3428
Assistant Coach.....	LaVonda Wagner.....	244-1093

## FOOTBALL.....333-1400

Head Coach.....	Ron Turner.....	333-1400
Football Operations.....	Doug Green.....	333-1401
Assistant Coach.....	Chris Green.....	333-1400
Assistant Coach.....	Jim Helms.....	333-1400
Assistant Coach.....	Harry Hiestand.....	333-1400
Assistant Coach.....	Robert Jackson.....	333-1400
Assistant Coach.....	Tim Kish.....	333-1400
Assistant Coach.....	Osia Lewis.....	333-1400
Assistant Coach.....	Peter McCarty.....	333-1400
Assistant Coach.....	Greg McMahon.....	333-1400
Assistant Coach.....	Craig VerSteeg.....	333-1400
Video Coordinator.....	Mark Herman.....	333-6984

## GOLF.....333-7967

Men's Head Coach.....	Ed Beard.....	333-8604
Women's Head Coach.....	Paula Smith.....	333-8610

## GYMNASTICS.....333-8607

Men's Head Coach.....	Yoshi Hayasaki.....	333-1683
Men's Assistant Coach.....	Takashi Kobayashi.....	333-8764
Women's Head Coach.....	Lynn Brueckman.....	333-1683
Women's Assistant Coach.....	Bob Starkell.....	333-7974

## SOCCER.....255-9720

Head Coach.....	Tricia Taliaferro.....	333-4783
Assistant Coach.....	Janet Rayfield.....	333-0004
Assistant Coach.....	Missy Price.....	333-9149

## SOFTBALL.....333-8607

Head Coach.....	Terri Sullivan.....	265-8229
Assistant Coach.....	Donna DiBiase.....	265-8230

## SWIMMING.....333-8607

Head Coach.....	Jim Lutz.....	333-7670
Assistant Coach.....	Sue Novitsky.....	333-5213
Diving Coach.....	Camie Kornely.....	333-5213

## TENNIS.....244-6471

Men's Head Coach.....	Craig Tiley.....	333-7971
Men's Assoc. Head Coach.....	Bruce Berque.....	333-2957
Women's Head Coach.....	Sujay Lama.....	333-8622
Women's Assistant Coach.....	JoAnne Russell.....	333-8622

## TRACK AND FIELD AND CROSS COUNTRY.....333-7967

Men's Head Coach.....	Gary Wieneke.....	333-7968
Assoc. Men's Head Coach.....	Willie Williams.....	333-7969
Men's Assistant Coach.....	Tom Doyle.....	333-6705
Women's Head Coach.....	Gary Winckler.....	333-7970
Women's Assistant Coach.....	Michelle Byrne.....	333-8509
Women's Assistant Coach.....	John Baumann.....	244-8258

## VOLLEYBALL.....333-5792

Head Coach.....	Don Hardin.....	333-8606
Assistant Coach.....	Denise Baez.....	333-2366
Assistant Coach.....	Anne Kordes.....	333-8609

## WRESTLING.....333-8607

Head Coach.....	Mark Johnson.....	333-5853
Assistant Coach.....	Jim Heffernan.....	333-7972
Assistant Coach.....	Karl Roessler.....	333-5853

# Media Information



*Illinois Athletic Public Relations Staff (front row, l-r) Barbara Butler, Cassie Arner, Michelle Warner, (back row, l-r) Mike Koon, Tad Middleton, Jim Christman, Derrick Burson, Dick Barnes.*

## Athletic Public Relations Directory

Office (217) 333-1391  
Fax (217) 333-5540  
Press Row (217) 333-1227

**Director of Communications,  
Men's Basketball Contact**  
Barbara Butler  
Home: 359-5244  
E-mail: butler4@uiuc.edu

**Assistant Directors**  
Cassie Arner  
Home: 356-9434  
E-mail: arner@uiuc.edu

Dick Barnes  
Home: (217) 384-8113  
E-mail: r-barnes@uiuc.edu

Jim Christman  
Home: (217) 352-8528  
E-mail: christm1@uiuc.edu

Mike Koon  
Home: (217) 378-5243  
E-mail: mkoon@uiuc.edu

Michelle Warner  
Home: (217) 352-9859  
E-mail: mmwarner@uiuc.edu

**Interns**  
Derrick Burson  
E-mail: burson@staff.uiuc.edu

Tad Middleton  
E-mail: tmiddle@uiuc.edu

**Secretary**  
Marsha Goldenstein

**Mailing Address**  
Bielfeldt Athletic Administration Building  
1700 South Fourth Street  
Champaign, IL 61820

The University of Illinois media guide is your source for information on the Illini basketball program. The Athletic Public Relations staff is here to help you in your coverage of Illinois basketball and don't hesitate to call any member of our staff if you need assistance during the course of the year.

### Assembly Hall

All media will enter the arena through the Northeast gate and will park in the Northeast lot, located on the corner of Kirby and Fourth Streets. After you enter the Assembly Hall concourse, turn left to access the media room. We will have phone lines available in the media room where all press can work post-game. There are also two phone lines located on press row, floor level, for media use but all media are encouraged to work from the press room. After some games the Assembly Hall stage crew will be setting up for another event and the press row area will be taken down immediately following some games.

Before every home game a meal will be provided in the media room 1 1/2 hours prior to tip-off. You may also secure game programs, media guides and pre-game notes in the media room beginning two hours prior to tip-off.

## Quick Facts

**Founded:** 1867  
**Opened:** March 2, 1868  
**Location:** Urbana-Champaign  
**Enrollment:** 36,000  
**President:** James J. Stukel  
**Chancellor:** Michael T. Aiken  
**Conference:** Big Ten  
**Arena:** Assembly Hall (16,450)  
**Nickname:** Fighting Illini  
**School Song:** "Illinois Loyalty"  
**Colors:** Orange & Blue  
**General Mailing Address:**  
Bielfeldt Athletic Administration Bldg  
1700 South Fourth St.  
Champaign, IL 61820

### Courtside Photography

All photographers must work from within the designated areas behind the baselines of the playing court. The University of Illinois follows NCAA and Big Ten guidelines regarding event photography. Photo locations are first-come, first-serve, but in the event of heavy demand for photo credentials for a particular game, shooting locations will be assigned.

**Strobes**—Photographers wishing to use strobe equipment at Illinois home games must notify the Illinois Sports Information staff at least one week in advance of the game for which they are requesting. There is a charge for installation and/or use of such equipment. A maximum of two strobe units may be used for any individual game. All photographs are to be used in coverage of Illinois basketball and cannot be sold for any commercial enterprise benefiting the photographer.

### Credentials

Any member of the media wishing to cover the Fighting Illini this season must request, in writing, credentials from Barbara Butler in the Athletic Public Relations Office. All requests must be in writing on your company letterhead and be either mailed or faxed to Barbara Butler.



# Media Information

NO credential requests will be accepted over the phone.

Due to limitations in seating numbers, all requests will be prioritized according to published circulation numbers. Be specific when requesting the type of credential needed, either press or photo. Any non-working people in possession of a media credential will be asked to turn over the credential and leave the press area. No children are permitted in the press seating areas. Media agencies that violate this policy will not be issued credentials for future games.

*Season requests must be received by November 1.*

*Single-game requests must be made at least 10 days prior to the date of the game.*

## Road Game Credentials

Illinois media wishing to cover the Illini on the road should direct their credential request to the sports information director of the host institution. Please see below for credential requests for neutral site games.

Nov. 30 Illinois vs. Duke  
United Center — Chicago  
Barbara Butler  
Illinois Athletic Public Relations  
Phone: (217) 333-1391  
Fax: (333-5540

Dec. 18 Illinois vs. Kansas  
United Center — Chicago  
Barbara Butler  
Illinois Athletic Public Relations  
Phone: (217) 333-1391  
Fax: (333-5540

Dec. 21 Illinois vs. Missouri  
Kiel Center — St. Louis  
Cindy Underwood  
Kiel Center  
Phone: (314) 622-5461  
Fax: (314) 622-5410

## Parking

A limited number of media parking passes are available for the 1999-2000 men's basketball games at the Assembly Hall. The issuance of passes will be done on a priority basis with media who cover the University of Illinois basketball team on a regular basis holding the highest priority. Requests will then be prioritized according to circulation for newspapers and coverage area for radio and television. A **replacement pass WILL NOT BE ISSUED IF THE ORIGINAL IS LOST**. To avoid game traffic, media are encouraged to arrive at least 45 minutes prior to tip-off.

## Telephones

Charge-a-call lines will be provided in the working press room and on press row. Any individual wishing to order phone lines for the season or for a single game should direct the request to Ameritech (800) 321-8152 during regular business hours. Post-game, all media are asked to utilize the phone lines in the working press room because the press row seating area on the floor will be taken down immediately following several games in preparation for the next event.

## Illinois Road Headquarters

The following list includes all hotels for the Illini this season. The date listed is the actual game date. For most games, the Illini will arrive the evening before the game although on a couple of dates the team will travel the morning of the game. Illinois will not return to Champaign after the Minnesota game on Thursday, Feb. 17. The team will stay in Minneapolis on Feb. 17 and travel to Chicago on Feb. 18 for the game against Northwestern on Saturday, Feb. 19. The team will practice at Northwestern on Feb. 18.

Nov. 22 Bradley  
Pere Marquette  
501 Main Street  
Peoria, IL 61602  
Phone: (309) 637-6500  
Fax: (309) 637-6500

Nov. 30 Duke  
Marriott Oak Brook  
1401 W. 22nd Street  
Oak Brook, IL 60521  
Phone: (630) 573-8555  
Fax: (630) 573-1026

Dec. 4-5 B.B.&T. Classic  
Key Bridge Marriott  
1401 Lee Highway  
Arlington, VA 22209  
Phone: (703) 524-6400  
Fax: (703) 524-8964

Dec. 18 Kansas  
Chicago Hilton and Towers  
720 S. Michigan Avenue  
Chicago, IL 60605  
Phone: (312) 922-4400  
Fax: (312) 922-5240

Dec. 21 Missouri  
St. Louis Marriott-Pavilion  
One S. Broadway  
St. Louis, MO 63102  
Phone: (314) 421-1776  
Fax: (314) 331-9029

Jan. 8 Wisconsin  
Howard Johnson Plaza  
525 W. Johnson Street  
Madison, WI 53703  
Phone: (608) 251-5511  
Fax: (608) 251-4824

Jan. 16 Michigan  
Ypsilanti Marriott  
1275 S. Huron Street  
Ypsilanti, MI 48197  
Phone: (734) 487-2000  
Fax: (734) 481-0700

Jan. 26 Iowa  
The Radisson Highlander Plaza  
2525 N. Dodge  
Iowa City, IA 52240  
Phone: (319) 354-2000  
Fax: (319) 354-7506

Jan. 30 Michigan State  
Sheraton Inn Lansing  
925 S. Creyts Road  
Lansing, MI 48917  
Phone: (517) 323-7100  
Fax: (517) 323-2180

Feb. 6 Penn State  
Nittany Lion Inn  
215 Innovation Boulevard  
State College, PA 16803  
Phone: (814) 865-8500  
Fax: (814) 865-8501

Feb. 17 Minnesota  
Radisson Hotel Metrodome  
615 Washington Avenue, NE  
Minneapolis, MN 55414  
Phone: (612) 379-8888  
Fax: (612) 379-8682

\*\*The team will stay in Minneapolis following the game and will fly to Chicago on Friday morning and practice at Northwestern.

Feb. 19 Northwestern  
Doubletree Hotel North Shore  
9599 Skokie Boulevard  
Skokie, IL 60077  
Phone: (847) 679-7000  
Fax: (847) 679-9841

Feb. 27 Ohio State  
Holiday Inn on the Lane  
328 W. Lane  
Columbus, OH 43201  
Phone: (614) 294-4848  
Fax: (614) 294-3390

Mar. 9-12 Big Ten Tournament  
Chicago Hilton and Towers  
720 S. Michigan Avenue  
Chicago, IL 60605  
Phone: (312) 922-4400  
Fax: (312) 922-5240



# Media Information

## Fax-On-Demand

The University of Illinois will again utilize the Info Connection fax-on-demand system service. All media wishing to use this service must set up a pin number through info-connection. If you do not have a PIN, you can obtain one by calling Pivotal Communications at 770-399-0096.

*Illinois box scores* following home games will be available on fax-on-demand approximately 20 minutes following the conclusion of each game.

*Updated Illinois statistics* will be available by 10:00 a.m. central time the morning after each game, except when traveling by commercial means and in that case the stats will be updated later that day.

The University of Illinois **will not** be faxing its basketball releases to media personnel. All persons wishing to receive releases, stats, or box scores should register to use the fax-on-demand system or retrieve the information off our web site at [www.fightingillini.com](http://www.fightingillini.com).

To access the fax-on-demand system dial 770-558-6000 from the handset of your fax machine. When prompted, enter your pin number. The Big Ten passcode is 282 and the Illinois document numbers are listed below.

### FAX-ON-DEMAND CODES

- 1220 Entire Release (includes notes/stats)
- 1221 Statistics/Game-by-Game Results
- 1222 Roster & Schedule
- 1223 Last Home Game Box Score

## [www.fightingillini.com](http://www.fightingillini.com)

Illinois releases, statistics and live radio coverage of the Fighting Illini games are available on the official University of Illinois athletic web site, [www.fightingillini.com](http://www.fightingillini.com). In addition to men's basketball, live audio is available on the web for football, women's basketball, volleyball and the coaches' radio show broadcasts.

## Basketball Practice

The Illinois basketball team will practice at 2:30 p.m. in the afternoon on weekdays and practice times for Saturdays will be listed as TBA. All practices will be held at the Ubben Basketball Practice Facility, except for isolated times when the team will practice at the Assembly Hall. Please note that the locker room area, weight room and training room are off limits to members of the media. In order to avoid congestion on the floor area, media who attend practice are asked to watch from the balcony area on the second floor that overlooks the court.

## Interview Policies

All interview requests for Illinois players, Coach Kruger and members of the Illini coaching staff need to be set up with Barbara Butler in the Illinois Athletic Public Relations Office. Please give at least 24 hours advance notice for interview requests. Coach Kruger, assistant coaches and players will be available for interviews following practice. We will also have a player available on Coach Kruger's teleconferences, if class schedules allow. There will be no interviews conducted prior to practice.

## Post-game Interviews

The University of Illinois will utilize the media room, located on the mezzanine level on the Northeast side of the arena, for post-game interviews. Coaches and players from both teams will be brought to this area for interviews. If you need to interview an Illinois player who has not been requested for the interview room, please make specific arrangements with a member of the Illinois Athletic Public Relations staff. Player requests for the visiting team should be made through that school's Basketball SID.

## The Lon Kruger TV Show

This weekly 30-minute television program, hosted by Chris Widlic of WCIA-TV in Champaign, features game highlights and interviews with coaches, players and others involved with the Illinois basketball program. Viewers should consult their local listings for the dates and times of the telecasts.

## Lon Kruger Radio Show

The Lon Kruger Show is a weekly call-in radio show aired statewide on the Illinois Sports Network. The show is hosted by Illini play-by-play announcer Jim Turpin and airs Monday's from 6:05-7 p.m. beginning on December 6. In addition to the studio shows, the radio show will move to different sorority and fraternity houses on campus.





# Illini Sports Network



*Jim Turpin (right) and Loren Tate call all the Fighting Illini basketball action on the 51-station Illinois radio network.*

The 51-station Illini Sports Network once again will bring Fighting Illini basketball to fans across the state with Jim Turpin and Loren Tate calling the action from courtside.

Jim Turpin serves as the play-by-play voice of Illini basketball, a role he has had for most of the past 41 years. A 1961 graduate of the University of Illinois, Turpin has recently retired as general manager of WDWS and WHMS Radio in Champaign. He will also host "Lon Kruger Live," the network's weekly state-wide radio call-in show with the coach of the Illini. Additionally, Turpin serves as co-host of the popular Saturday Sportsline on WDWS/WHMS Radio. Turpin is a past winner of the Illinois Broadcasters Association's Silver Dome Award, given to down state Illinois' best play-by-play broadcaster.

Loren Tate is in his third decade providing color analysis on Fighting Illini basketball radio broadcasts. Tate is the former executive sports editor of the Champaign-Urbana News-Gazette and in his retirement he still covers the Illini football and basketball teams, writing columns for the paper.

Prior to assuming his position with The News-Gazette, Tate served as sports editor of the Hammond Times for 11 years. A 1953 University of Illinois graduate, Tate's career also includes extensive experience in the electronic media. He was sports director for WICD-TV from 1969-79. Currently, he co-hosts the Saturday Sportsline talk show with Turpin on WDWS/WHMS Radio.

The Illini Sports Network is managed by the Division of Intercollegiate Athletics, including management, distribution, sales operations, affiliate relations and programming. Illini Sports Network programming includes Illinois football, men's and women's basketball, volleyball, and baseball, along with the popular "Illini Today" series, and the coaches' live weekly call-in shows. "Lon Kruger Live" can be heard on Monday nights from 6-7 p.m.

ISN2 debuted in the fall of 1997, featuring alternative sports programming including "I on the Illini," a weekly 15-minute coaches show featuring all 18 sport programs. ISN2 also features expanded women's basketball and volleyball game coverage.



## ILLINI SPORTS NETWORK

Aledo, WRMJ-FM 102.3  
Canton, WBYS-AM 1560  
Canton, WBYS-FM 107.9  
Centralia, WILY-AM 1210  
Centralia, WRXX-FM 95.3  
Champaign, WDWS-AM 1400  
Champaign, WHMS-FM 97.5  
Chicago, WSCR-AM 1160  
Clinton, WHOW-AM 1520  
Clinton, WHOW-FM 95.9  
Danville, WDAN-AM 1490  
Danville, WDNL-FM, 102.1  
Davenport, Iowa, WLLR-AM 1230  
Decatur, WSOY-AM 1340  
Effingham, WCRA-AM 1090  
Effingham, WCRC-FM 97.5  
Fairfield, WFIW-AM 1390  
Galesburg, WGIL-AM 1400  
Galva, WHHK-FM 102.5  
Geneseo, WGEN-AM 1500  
Jacksonville, WJIL-AM 1550  
Jacksonville, WJVO-FM 100.5  
Kankakee, WKAN-AM 1590  
Lincoln, WVAX-AM 1370  
Litchfield, WSMI-FM 106.1  
Mt. Carmel, WYER-AM 1360  
Mattoon, WLBH-AM 1170  
Mattoon, WLBH-FM 96.9  
Monmouth, WRAM-AM 1330  
Monmouth, WMOI-FM 97.7  
Olney, WSEI-FM 92.9  
Ortawa, WCMY-AM 1430  
Paris, WPRS-AM 1440  
Paris, WACF-FM 98.5  
Paxton, WPNX-FM 104.9  
Peoria, WIRL-AM 1290  
Pontiac, WPOK-AM 1080  
Pontiac, WJEZ-FM 93.7  
Princeton, WZOE-AM 1490  
Quincy, WTAD-AM 930  
Quincy, WBRJ-FM 106.7  
Robinson, WTAY-AM 1570  
Robinson, WTAY-FM 101.7  
Rockford, WROK-AM 1440  
Rock Island, WKBF-AM 1270  
Sparta, WHCO-AM 1230  
St. Louis, KFNS-AM 590  
Sr. Louis, KFNS-FM 100.7  
Springfield, WTAX-AM 1240  
Watska, WGFA-AM 1360  
Watska, WGFA-FM 94.1



# Big Ten Conference

## October

- 16 Michigan Midnight Madness  
Illini Madness
- 23 Iowa's Black & Gold Blowout (exh.)
- 31 Iowa's The Miracle Game (exh.)

## November

- 4 Illinois vs. NBC Thunder (exh.)  
Purdue vs. Athletes in Action (exh.)
- 5 Iowa Exhibition Game  
Michigan State vs. Cal. All-Stars (exh.)  
Ohio State vs. One World (exh.)
- 6 Michigan's Maize & Blue Scrimmage  
Wisconsin vs. California All-Stars
- 7 Indiana vs. Athletes in Action (exh.)
- 8 Northwestern vs. Cal. All-Stars (exh.)  
Wisconsin vs. Athletes in Action
- 9 Penn State vs. Marathon Oil (exh.)
- 10 Michigan vs. Double Pump All-Stars  
Minnesota vs. Sports Tours Int. (exh.)  
Ohio State vs. Marathon Oil (exh.)
- 11 Iowa vs. Connecticut [10]
- 12 Indiana vs. Marathon Oil (exh.)  
Iowa vs. TBA [10]  
Wisconsin vs. Missouri [21]
- 13 Wisconsin vs. Syracuse/Princeton [21]
- 14 Michigan Exhibition Game  
Penn State vs. Australia (exh.)  
Purdue vs. Foreign Team
- 15 Illinois vs. Basketball Travelers (exh.)  
Minnesota vs. Sports Accord
- 16 Michigan State vs. Poland  
Notre Dame at Ohio State
- 17 Northwestern vs. Foreign Team
- 18 Ohio State vs. Davidson/Sienna
- 19 Western Illinois at Illinois  
Indiana at Texas Tech  
Oakland at Michigan
- 20 Texas-Arlington at Minnesota  
Ball State at Wisconsin
- 21 Eastern Illinois at Iowa
- 22 Illinois at Bradley  
Toledo at Michigan State  
Lehigh at Penn State  
Purdue vs. Chaminade [19]

- 23 Detroit at Michigan  
Chicago State at Northwestern  
Purdue vs. Florida/Utah State  
Wisconsin at UW-Milwaukee
- 25 Michigan State vs. Providence [12]
- 24 Loyola (MD) at Penn State  
TBA at Purdue
- 26 Indiana vs. Temple [5]  
Michigan State vs. TBA [12]  
Northwestern vs. Evansville [15]
- 27 Iowa at Creighton  
Western Michigan at Michigan  
Michigan State vs. TBA [12]  
Morehead State at Minnesota  
Northwestern vs. TBA [15]  
Boston College at Penn State
- 28 Northwestern vs. TBA [15]
- 29 Vermont at Ohio State
- 30 Illinois vs. Duke [1]  
Notre Dame at Indiana  
Iowa at Maryland [1]  
Virginia at Minnesota  
Wisconsin at Wake Forest [1]

## December

- 1 Michigan vs. Georgia Tech [1]  
Michigan State at North Carolina [11]  
Northwestern vs. Florida State [1]  
Penn State vs. Clemson [1]  
Purdue vs. North Carolina State [1]
- 3 Iowa vs. Texas Southern [11]  
Michigan State vs. Howard [13]  
Rhode Island at Wisconsin
- 4 Illinois vs. Maryland [2]  
Indiana vs. Kentucky [6]  
Iowa vs. Houston/Ohio [11]  
Chattanooga at Michigan  
Michigan State vs. TBA [13]  
Valparaiso at Minnesota  
LaSalle at Northwestern  
Ohio State vs. Duquesne [17]  
Penn State at Penn  
Akron at Purdue
- 5 Illinois vs. Geo. Wash./Seton Hall [2]
- 7 Indiana at Missouri  
Iowa at Northern Iowa  
Michigan State vs. Kansas [14]  
Purdue at Illinois State  
Texas at Wisconsin
- 8 Texas Pan-American at Illinois  
Kent at Michigan  
Marquette at Minnesota  
George Mason at Penn State  
UW-Green Bay at Wisconsin

- 9 Western Illinois at Purdue
- 10 Indiana vs. Buffalo [7]
- 11 Kansas State at Illinois  
Indiana vs. TBA [7]  
Iowa at Iowa State  
Duke at Michigan  
Michigan State at Arizona  
Nicholls State at Northwestern  
Florida A&M at Ohio State  
Penn State at Villanova  
Coppin State at Purdue  
Wisconsin at South Florida
- 13 Coastal Carolina at Ohio State
- 14 Maine at Minnesota  
Wisconsin at Northern Illinois
- 16 Ohio State at Kansas
- 18 Illinois vs. Kansas [3]  
Wyoming at Indiana  
Iowa at Missouri  
Oakland at Michigan State  
Minnesota at Oregon  
Western Carolina at Northwestern  
Purdue vs. Ball State [20]
- 19 Michigan at Boston College  
Eastern Kentucky at Ohio State  
Bucknell at Penn State
- 21 Illinois vs. Missouri [4]  
Indiana vs. North Carolina [8]
- 22 Toledo at Ohio State  
Penn State at Temple  
Central Michigan at Purdue
- 23 Duquesne at Michigan  
Michigan State at Kentucky  
Furman at Minnesota  
Marquette at Wisconsin
- 27 Indiana vs. Canisius [9]  
Oakland at Ohio State  
Purdue at Santa Clara
- 28 Bethune-Cookman at Illinois  
Indiana vs. UAB/Holy Cross [9]  
Drake at Iowa  
Towson State at Michigan  
Mississippi Valley at Michigan State  
Minnesota at Georgia  
Penn State vs. Manhattan [18]
- 29 Northwestern at USC  
American at Ohio State  
Penn State vs. TBA [18]  
Temple at Wisconsin
- 30 Loyola (IL) at Illinois  
Michigan State at Wright State  
Purdue at UCLA
- 31 Minnesota at Nebraska

# Composite Schedule

## January

- 2 St. Peter's College at Michigan  
Oakland at Northwestern
- 3 Murray State at Purdue
- 5 Wisconsin at Indiana  
Northwestern at Iowa  
Michigan at Minnesota  
Penn State at Michigan State
- 6 Ohio State at Illinois
- 8 Illinois at Wisconsin  
Indiana at Penn State  
Michigan State at Iowa  
Michigan at Purdue  
Pepperdine at Northwestern
- 9 Minnesota at Ohio State
- 11 Indiana at Michigan State
- 12 Purdue at Illinois  
Iowa at Minnesota
- 13 Penn State at Northwestern  
Ohio State at Wisconsin
- 15 Minnesota at Indiana  
Iowa at Penn State  
Ohio State at Northwestern  
Wisconsin at Purdue
- 16 Illinois at Michigan
- 18 Iowa at Indiana
- 19 Northwestern at Michigan  
Purdue at Minnesota  
Wisconsin at Penn State
- 20 Michigan State at Ohio State
- 22 Penn State at Illinois  
Indiana at Purdue  
Michigan at Iowa  
Northwestern at Michigan State  
Minnesota at Wisconsin  
Ohio State at St. John's
- 25 Michigan at Indiana
- 26 Illinois at Iowa  
Minnesota at Penn State  
Purdue at Wisconsin
- 27 Michigan State at Northwestern
- 29 Iowa at Wisconsin  
Northwestern at Minnesota  
Purdue at Ohio State
- 30 Illinois at Michigan State

## February

- 1 Michigan State at Michigan
- 2 Minnesota at Illinois  
Penn State at Indiana  
Northwestern at Purdue  
Wisconsin at Ohio State
- 3 Kansas at Iowa  
Penn State at Indiana
- 5 Indiana at Northwestern  
Purdue at Iowa  
Connecticut at Michigan State  
Wisconsin at Minnesota
- 6 Ohio State at Michigan  
Illinois at Penn State
- 8 Michigan State at Purdue
- 9 Michigan at Illinois  
Indiana at Minnesota  
Iowa at Ohio State  
Rice at Northwestern
- 12 Iowa at Illinois  
Michigan State at Wisconsin  
Purdue at Northwestern  
Penn State at Ohio State
- 13 Indiana at Michigan
- 15 Ohio State at Michigan State
- 16 Iowa at Purdue  
Michigan at Wisconsin  
Northwestern at Penn State
- 17 Illinois at Minnesota
- 19 Illinois at Northwestern  
Ohio State at Indiana  
Penn State at Michigan  
Wisconsin at Michigan State  
Minnesota at Purdue
- 22 Indiana at Illinois
- 23 Wisconsin at Iowa  
Michigan State at Penn State  
Minnesota at Seton Hall  
Northwestern at Ohio State
- 24 Purdue at Michigan
- 26 Michigan State at Indiana  
Michigan at Northwestern
- 27 Illinois at Ohio State  
Minnesota at Iowa  
Penn State at Purdue
- 2/29 or Purdue at Indiana  
3/1

2/29 or Iowa at Michigan  
3/1 or 3/2

2/29 or Minnesota at Michigan State  
3/1 or 3/2

## March

3/1 or Wisconsin at Northwestern  
3/2

3/1 or Ohio State at Penn State  
3/2

3/4 Northwestern at Illinois  
Penn State at Iowa

3/4 or Indiana at Wisconsin  
3/5

3/4 or Michigan at Michigan State  
3/5

3/4 or Minnesota at Ohio State  
3/5

3/9-12 Big Ten Tournament  
Chicago, IL  
United Center

- [1]-Big Ten/ACC Challenge  
[2]-BB&T Classic, Washington, D.C.  
[3]-United Center, Chicago, IL  
[4]-Kiel Center, St. Louis, MO  
[5]-Hall of Fame Classic, Springfield, MA  
[6]-RCA Dome, Indianapolis, IN  
[7]-Indiana Classic, Bloomington, IN  
[8]-Jimmy V Classic, East Rutherford, NJ  
[9]-Union Federal Hoosier Classic, Conseco Fieldhouse, Indianapolis, IN  
[10]-IKON Coaches vs. Cancer Classic, New York, New York  
[11]-Hawkeye Invitational, Iowa City, IA  
[12]-San Juan Shootout, San Juan, Puerto Rico  
[13]-Coca Cola/Spartan Classic, East Lansing, MI  
[14]-Great Eight, United Center, Chicago, IL  
[15]-Hoop & Quill Classic, St. Louis, MO  
[17]-Black Coaches Association Classic, Columbus, OH  
[18]-Arizona State/Fiesta Bowl Holiday Classic, Tempe, AZ  
[19]-Maui Invitational, Maui, HI  
[20]-Boilermaker Invitational, West Lafayette, IN  
[21]-NABC Classic, Syracuse, NY



# Media Information

## Newspapers

**Arlington Heights Daily Herald**  
Bob Logan  
Mike McGraw  
155 E. Algonquin Road  
Arlington Heights, IL 60006  
Phone: (847) 427-4430  
Fax: (847) 427-1173

**Bloomington Pantagraph**  
Jim Benson  
301 W. Washington  
Bloomington, IL 61701  
Phone: (800) 747-7323  
Fax: (309) 829-7000

**Chicago Sun-Times**  
Herb Gould  
1728 W. Ohio Street  
Chicago, IL 60622  
Phone: (312) 321-2663  
Gould home: (312) 942-0530  
Gould fax: (312) 942-0569

**Chicago Tribune**  
Gary Reinmuth  
4537 Central  
Western Springs, IL 60588  
Phone: (312) 222-3478  
Reinmuth home: (708) 246-3976  
Reinmuth fax: (708) 246-3984

**The Daily Illini**  
Andrew Savikas  
57 East Green Street  
Champaign, IL 61820  
Phone: (217) 333-7025  
Fax: (217) 244-2933

**Decatur Herald & Review**  
Mark Tupper  
601 E. William, Box 311  
Decatur, IL 62525  
Phone: (217) 421-6979  
Fax: (217) 421-7965

**The News-Gazette**  
Jim Rossow, sports editor  
Jeff D'Alessio  
Box 677  
Champaign, IL 61820  
Phone: (217) 351-5232  
Fax: (217) 351-5374

**Peoria Journal Star**  
Gary Childs  
One News Plaza  
Peoria, IL 61601  
Phone: (309) 686-3214  
Fax: (309) 686-3204

**Quad City Times**  
Craig Devrieze  
500 E. Third Street  
Davenport, IA 52801  
Phone: (319) 383-2285  
Fax: (319) 383-2370

**The Daily Southtown**  
Tim Cronin  
7500 W. 111th Street  
Worth, IL 60482-1080  
Phone: (708) 633-5946  
Fax: (708) 633-5999

**St. Louis Post-Dispatch**  
Nick Wishart  
400 Skyline View Drive  
Collinsville, IL 62234  
Phone: (618) 343-0220  
Fax: (314) 340-3070

**Springfield State Journal Register**  
John Supinic  
One Copley Plaza  
Springfield, IL 62705  
Phone: (217) 788-1550  
Fax: (217) 788-1382

**Belleville News Democrat**  
Dave Wilhelm  
Box 427  
Belleville, IL 62222  
Phone: (618) 234-1000  
Fax: (618) 345-4223

**Moline Dispatch**  
Jeff Wendland  
1720 5th Avenue  
Moline, IL 61265  
Phone: (309) 764-4344  
Fax: (309) 797-0317

## Radio Stations

**WDWS**  
Dave Loane  
Box 3939  
Champaign, IL 61826  
Phone: (217) 351-5300  
Fax: (217) 351-5385

**WDWS/Illini Sports Network**  
Jim Turpin  
Box 3939  
Champaign, IL 61826  
Phone: (217) 351-5300  
Fax: (217) 351-5385

**Illini Sports Network**  
Loren Tate  
1201 Mayfair Drive  
Champaign, IL 61821  
Phone: (217) 352-2481

**WILL**  
Dave Dickey  
228 Gregory Hall  
Urbana, IL 61801  
Phone: (217) 33-0850  
Fax: (217) 333-7151

**WKIO**  
Mike Haile, Steve Kelly  
505 S. Locust Street  
Champaign, IL 61820  
Phone: (217) 352-1040  
Fax: (217) 356-3330

**WPGU**  
Katie Zabielski  
24 East Green Street  
Champaign, IL 61820  
Phone: (217) 244-3000  
Fax: (217) 244-3001

**WSCR-AM 1160**  
Ron Gleason  
Mike Alzamora  
4949 W. Belmont Ave.  
Chicago, IL 60641  
Phone: (773) 777-1700  
Fax: (773) 777-5994

## Television Stations

**WAND**  
Ron Rector, Lon Tay  
904 Southside Drive  
Decatur, IL 62522  
Phone: (217) 424-2500  
Fax: (217) 422-8203

**WCIA**  
Chris Widlic, Mike Cleff, Jason Overstreet  
509 S. Neil Street  
Champaign, IL 61820  
Phone: (217) 356-8333  
Fax: (217) 373-3663

**WICD**  
Scott Musgrave  
Scott Andresen  
250 Country Fair Drive  
Champaign, IL 61821  
Phone: (217) 351-8538  
Fax: (217) 351-6134

## Wire Services

**Associated Press**  
Tara Burghart  
Box 677  
Champaign, IL 61820  
Phone: (217) 351-4094  
Fax (Chicago): (312) 781-1989



- Under Lon Kruger, Illinois won the 1998 Big Ten Championship and advanced to the 1999 Big Ten Tournament championship game.

- Kruger is the only coach in Illini history to lead Illinois to an undefeated record against Iowa, Michigan and Indiana in a single season. The Illini were 5-0 against those teams in 1998.

- Kruger's teams have earned a berth in the NCAA Tournament eight times. He guided Kansas State to the Elite Eight in 1988 and directed Florida to the Final Four in 1994. Under Kruger's direction, Illinois earned a berth in the 1997 and 1998 NCAA Tournaments and advanced to the second round.

- Lon Kruger's current NBA players include Mitch Richmond of the Washington Wizards and the MVP of the 1995 NBA All-Star game, and Andrew DeClercq of the Cleveland Cavaliers. Steve Henson, a former player under Kruger and current assistant coach at Illinois, spent several years in the NBA most recently playing with the Detroit Pistons, and former Illini Kiwane Garris was with the Denver Nuggets for part of the 1998 season.

- Lon Kruger is one of 14 Division I head coaches who have guided three different teams to the NCAA Tournament.

- Lon Kruger has recorded 20 win seasons at each of the four schools where he has coached.



## 1999-2000 Schedule



DATE	OPPONENT	TIME (TV)
Nov. 4	NBC THUNDER (Exh.)	7 p.m.
Nov. 15	BASKETBALL TRAVELERS (Exh.)	7 p.m.
Nov. 19	WESTERN ILLINOIS	7 p.m./ESPN+
Nov. 22	at Bradley	7 p.m.
Nov. 30	vs. Duke (Chicago, Ill.)	8 p.m./ESPN
Dec. 4-5	B.B. & T. Classic (Washington, DC)	
Dec. 4	Illinois vs. Maryland	2:30 p.m./Raycom
Dec. 5	Consolation Game	5:30 p.m./Raycom
	Championship Game	30 min. following
Dec. 8	TEXAS-PAN AMERICAN	7 p.m.
Dec. 11	KANSAS STATE	7 p.m./ESPN+
Dec. 18	Kansas (Chicago, Ill.)	11 a.m./ESPN
Dec. 21	Missouri (St. Louis, Mo.)	8 p.m./ESPN+
Dec. 28	BETHUNE-COOKMAN	7 p.m.
Dec. 30	LOYOLA-CHICAGO	7 p.m./ESPN+
Jan. 6	OHIO STATE	8 p.m./espn2
Jan. 8	at Wisconsin	11:15 a.m./ESPN+R
Jan. 12	PURDUE	7 p.m./ESPN+
Jan. 16	at Michigan	12 or 3 p.m./CBS
Jan. 22	PENN STATE	7 p.m./ESPN+
Jan. 26	at Iowa	7 p.m./ESPN+
Jan. 30	at Michigan State	Noon/CBS
Feb. 2	MINNESOTA	8 p.m./ESPN+
Feb. 6	at Penn State	2 p.m./ESPN+R
Feb. 9	MICHIGAN	7 p.m./ESPN+
Feb. 12	IOWA	3:30 p.m./ESPN+R
Feb. 17	at Minnesota	6 p.m./ESPN
Feb. 19	at Northwestern	7 p.m./ESPN+
Feb. 22	INDIANA	8 p.m./ESPN
Feb. 27	at Ohio State	3 p.m./CBS
Mar. 4	NORTHWESTERN	TBA
Mar. 9-12	Big Ten Tournament (Chicago, Ill.)	

All times central and subject to change  
 Listen to all games on the Illini Sports Network  
[www.fightingillini.com](http://www.fightingillini.com)  
 ESPN+ Local Market, ESPN+R regional syndication