

796.32363  
I 26  
1991/92

# ILLINOIS

1991-92

Basketball  
Guide



UNIVERSITY  
OF ILLINOIS AT  
URBANA-  
CHAMPAIGN





# 1991-92 University of Illinois Basketball Rosters

Alphabetical							Numerical		
No.	Player	Ht.	Wt.	Yr.	Pos.	Hometown/HS or JC	No.	Player	Pronunciation
30	Robert Bennett	6'6"	196	Fr.	F	Chicago, Ill./Julian	3	Tim Geers	
13	Doug Clarida	6'0"	173	Sr.	G	Marion, Ill./Marion	4	Brooks Taylor	
11	Rennie Clemons*	6'0"	186	So.	G	Springfield, Ill./Calvary	10	Will Tuttle	
33	Marc Davidson	6'6"	216	Fr.	F	Minooka, Ill./Aurora Christian	11	Rennie Clemons	
23	Mike Duis	6'5"	210	Jr.	F	Crescent City, Ill./Parkland Cal.	13	Doug Clarida	CLAIR-ih-dah
3	Tim Geers**	6'5"	200	Jr.	F	Chicago, Ill./DeLaSalle	14	Mott Williams	
32	Tom Michael*	6'8"	215	So.+	F	Hoffman, Ill./Carlyle	21	Scott Pierce	
21	Scott Pierce*	6'8"	202	So.	F	Eules, Tex./Trinity	23	Mike Duis	DOO-iss
50	Matt Schnaderbeck	6'5"	190	Sr.	F	Des Plaines, Ill./Maine West	25	Deon Thomas	
4	Brooks Taylor**	6'4"	185	Jr.	G	Chicago, Ill./DeLoSalle	30	Robert Bennett	
25	Deon Thomas*	6'9"	222	So.+	F-C	Chicago, Ill./Simeon	32	Tom Michael	
10	Will Tuttle	6'1"	175	Fr.	G	Mokena, Ill./Lincoln Way	33	Marc Davidson	
44	T.J. Wheeler	6'4"	189	So.	G	Christopher, Ill./Christopher	44	T.J. Wheeler	
14	Matt Williams	6'4"	175	Fr.	G	Libertyville, Ill./Libertyville	50	Matt Schnaderbeck	SCHNAY-der-bek

\* - indicates number of varsity letters earned + - indicates redshirt



Front row, left to right: Graduate Assistant Coach Anthony Welch, Assistant Coach Dick Nagy, Head Coach Lou Henson, Assistant Coach Jimmy Collins, Assistant Coach Mark Coomes.

Back row: Will Tuttle, T.J. Wheeler, Mike Duis, Tim Geers, Robert Bennett, Tom Michael, Deon Thomas, Scott Pierce, Marc Davidson, Matt Schnaderbeck, Brooks Taylor, Matt Williams, Rennie Clemons, Doug Clarida.

ABOUT THE COVER: The University of Illinois celebrates the 100th anniversary of Dr. James Naismith's invention of the sport of basketball.



# TABLE OF CONTENTS

## CENTRAL CIRCULATION BOOKSTACKS

The person charging this material is responsible for its renewal or its return to the library from which it was borrowed on or before the **Latest Date** stamped below. **The Minimum Fee for each Lost Book is \$50.00.**

**Theft, mutilation, and underlining of books are reasons for disciplinary action and may result in dismissal from the University.**

**TO RENEW CALL TELEPHONE CENTER, 333-8400**

**UNIVERSITY OF ILLINOIS LIBRARY AT URBANA-CHAMPAIGN**

DIA Directory .....  
 Quick Facts .....

### UNIVERSITY OF ILLINOIS

The University .....  
 Academics .....  
 Board of Trustees .....  
 President .....  
 Chancellor .....

### DIVISION OF INTERCOLLEGIATE ATHLETICS

History/Athletic Board .....  
 Assembly Hall .....  
 Athletic Facilities .....  
 Director of Athletics .....  
 Head Coach Lou Henson .....  
 Assistant Coaches .....  
 DIA Staff .....

### MEET THE FIGHTING ILLINI

1991-92 Season Outlook .....  
 Robert Bennett .....  
 Rennie Clemons .....  
 Marc Davidson .....  
 Tim Geers .....  
 Tom Michael .....  
 Scott Pierce .....  
 Brooks Taylor .....  
 Deon Thomas .....  
 T.J. Wheeler .....  
 Walk-ons .....

### THE OPPONENTS

Penn State ..... 44  
 Northeast Louisiana ..... 45  
 Tennessee State ..... 46  
 Illini Classic ..... 47  
 Hawaii ..... 48  
 South Carolina ..... 49  
 Washington ..... 50  
 Temple ..... 51  
 Maryland-Baltimore ..... 52  
 Missouri ..... 53  
 Illinois-Chicago ..... 54  
 Connecticut ..... 55  
 Purdue ..... 56-57  
 Michigan State ..... 58-59  
 Iowa ..... 60-61  
 Michigan ..... 62-63  
 Wisconsin ..... 62-63  
 Minnesota ..... 66-67  
 Ohio State ..... 68-69  
 Northwestern ..... 70-71  
 Indiana ..... 72-73  
 The Big Ten ..... 74

### RICH TRADITION

..... 84  
 ..... 85-90  
 ..... 91  
 ..... 91  
 ..... 92  
 Era ..... 92-93  
 ..... 93  
 ..... 93  
 ..... 93  
 ..... 93  
 ..... 94  
 ..... 94  
 ..... 95-96  
 ..... 96  
 ..... 97-98  
 ..... 99-103  
 ..... 104-110  
 ..... 111-113  
 ..... 114-115  
 ..... 116-123  
 ..... 124-136  
 ..... 137  
 ..... 138-139  
 ..... 140

APR 30 1995  
 APR 04 1995  
 FEB 15 1998  
 NOV 16 1998

When renewing by phone, write new due date below previous due date. L162

### II BASKETBALL ....

142-145  
 NCAA Division I Championship Bracket ..... 146  
 Composite Big Ten Schedule ..... 147-148







# DIVISION OF INTERCOLLEGIATE ATHLETICS DIRECTORY

(all area codes 217 except as noted)

## GENERAL STAFF

John Mackovic, Director of Athletics	333-3678
Bob Todd, Senior Associate Director	333-3630
Dana Brenner, Associate Director/Revenue Operations	333-3630
Karol Kahrs, Associate Director/Women's Athletics	333-0171
Tom Porter, Associate Director/Promotions	333-1102
Rick Allen, Assistant Director of Athletics/Compliance	333-3630
Terry Cole, Assistant Director of Athletics/Academics	333-2240
Sam Rebecca, Assistant to the Director of Athletics	244-6500
John O'Donnell, Director of Facilities	333-2303
Dike Eddleman, Executive Director, Fighting Illini Scholarship Fund	333-6595
Mike Hatfield, Ticket Manager	333-3470
Tim Tracy, Business Manager	333-3630
Al Martindale, Head Trainer	333-6718
Rod Cardinal, Basketball Trainer	333-6718
Dr. Robert Gurtler, Team Physician	
Dr. Stephen Soboroff, Team Physician	
Leo Ward, Strength & Conditioning Coordinator	244-5989
Kevin Wold, Strength Coach	333-6705
Andy Dixon, Equipment Manager	333-2063
Jesse Ratliff, Basketball Equipment	333-1926
Randy Rodgers, Recruiting Coordinator	333-1402
Lynn Cialoni, Academic Counselor	333-9530
Bill Butkovich, Director of Varsity "I" Association	333-6595
Barb Ward, Food Administrator/Varsity Room	333-0117
Janann Vance, Administration Secretary	333-3678
John Southwood, Director, Fighting Illini Scholarship Fund, Chicago area	(708) 916-2400

## BASKETBALL STAFF 333-3400

121 Assembly Hall, 1800 S. First Street, Champaign, IL 61820

- Lou Henson, Head Coach
- Dick Nagy, Assistant Coach
- Jimmy Collins, Assistant Coach
- Mark Coomes, Assistant Coach
- Dorothy Damewood, Secretary
- Sandra Langley, Secretary
- Anthony Welch, Graduate Assistant

## SPORTS INFORMATION STAFF 333-1390

FAX 333-5540

PRESS ROW 333-1227

115 Assembly Hall, 1800 S. First Street, Champaign, IL 61820

- Mike Pearson, Director of Sports Information (home) 344-5355
- Dick Barnes, Sports Information Assistant (home) 384-8113
- Kent Brown, Sports Information Assistant (home) 384-6486
- Dave Johnson, Sports Information Assistant (home) 352-2477
- Julie Dalpiaz, Publications Coordinator
- Robyn Loughran, Graphic Designer
- Janice Revell, Secretary
- Dal Bristow, Intern
- Erika Amstadt, Graduate Assistant
- Natalie Doom, Graduate Assistant

## QUICK FACTS ON THE UNIVERSITY OF ILLINOIS

- Founded:** 1867
- Opened:** March 2, 1868
- Location:** Urbana-Champaign
- Enrollment:** 35,766
- President:** Stanley O. Ikenberry
- Chancellor:** Morton W. Weir
- Conference:** Big Ten
- Arena:** Assembly Hall (16,321)
- Nickname:** "Fighting Illini"
- School Song:** "Illinois Loyalty"
- Colors:** Orange & Blue

## DIVISION OF INTERCOLLEGIATE ATHLETICS TICKET OFFICE

(217) 333-3470

100 Assembly Hall, 1800 S. First Street, Champaign, IL 61820


- Mike Hatfield, Ticket Manager
- Jim Negratti, Assistant Ticket Manager

## CREDITS

- Executive Editor: Mike Pearson
- Editors: Dick Barnes and Julie Dalpiaz
- Cover Art: Doug Burnett
- Interior Design: Robyn Loughran
- Editorial Assistance: Dal Bristow, Kent Brown, Steve Reaven, Alice Rooks, Sara Garman, John Rottschalk, Phil Dlatt, Marty Kaufmann, John McGrath
- Photography: Mark Jones
- Composition: Precision Graphics
- Printing: United Graphics
- © 1991 by the University of Illinois  
Division of Intercollegiate Athletics. All rights reserved.




# UNIVERSITY OF ILLINOIS





# THE UNIVERSITY AT A GLANCE



The Krannert Center for the Performing Arts is comprised of four individual theaters, which host more than 275 performances each year.

Since its founding in 1867, the University of Illinois at Urbana-Champaign has earned a reputation as an institution of international stature. Its distinguished faculty, outstanding resources, breadth of academic programs and research disciplines, and large and diverse student body constitute an educational community ideally suited for scholarship and research.

Known internationally for its achievements in research and graduate study, the University enrolls some 9,000 graduate and professional students in more than 100 disciplines, and attracts some \$200 million a year in private, state, and federal grants and contract appropriations. In recent years, a significant amount of this support has been directed toward the creation and development of major centers for advanced research and study, including more than \$100 million for the National Center for Supercomputing Applications and the Center for Supercomputing Research and Development. To-

gether, these two centers have established the University as a recognized world leader in the fields of supercomputing architecture, design, and applications. In 1989, the University inaugurated the Arnold O. and Mabel M. Beckman Institute for Advanced Science and Technology. The most visible example of the University's commitment to inter-disciplinary study, the institute brings together investigators from several disciplines for the study of human and artificial intelligence.

The University's research mission shares prominence with a fundamental commitment to undergraduate education. Nearly 26,000 undergraduate students are enrolled in 10 undergraduate divisions, together offering more than 4,000 courses in more than 150 fields of study. The divisions include the College of Agriculture, College of Applied Life Studies, College of Commerce and Business Administration, College of Communications, College of Education, College of Engineering, College of

## DID YOU KNOW . . .

- . . . Nearly 26,000 undergraduate students are enrolled in 10 undergraduate divisions at the UI?
- . . . Nearly 30 percent of Illinois graduates continue their education in graduate or professional school?
- . . . The UI Library is the third-largest academic collection in the nation?
- . . . Eight Illinois graduates have won Nobel Prizes for the United States and 16 have won Pulitzer Prizes?
- . . . The Krannert Center for the Performing Arts hosts more than 275 performances each year?
- . . . Ninety percent of Illinois graduates who apply to law school are accepted; 78 percent are accepted to medical school?

College of Engineering, College of Fine and Applied Arts, College of Liberal Arts and Sciences, Institute of Aviation, and School of Social Work.

About 30 percent of the campus' graduates choose to continue their education in graduate or professional schools. Typically, 83 percent of graduates who apply to law school are accepted; 75 percent are accepted to medical school.

Academic resources on the campus are among the finest in the world. The University of Illinois Library at Urbana-Champaign is the third-largest academic collection in the nation, housing more than 13 million items in the main library and 35 departmental libraries. Only Harvard and Yale have larger collections. The library's computerized cataloging system was the first





in the world to serve as the primary access to a large academic library. Users can access the library's collections from more than 200 computer terminals placed throughout the campus.

In recent years, the University has entered into cooperative agreements with such corporations as IBM, AT&T, Apple, and Zenith, placing 8,000 computer terminals in classrooms, residence halls, and campus libraries for use in classroom instruction, study, and research.

A great deal of teaching and learning takes place off campus as well. Through the Cooperative Extension Service, for example, the University manages programs in agriculture, urban and rural revitalization, youth development, and more — taking knowledge into homes and workplaces throughout the state and serving an estimated 700,000 citizens annually. Through the Office of Continuing Education and Public Service, the University

offers regular academic courses off campus and via correspondence, and maintains professional development programs with business and industry, social agencies, schools, professional societies, and government officials.

Among the University's most significant resources is its talented and highly respected faculty. More than 80 faculty members belong to the American Academy of Arts and Sciences, the National Academy of Sciences, or the National Academy of Engineering. Ten scientists have received the National Medal of Science and 50 have received the Presidential Young Investigators Award while on the faculty.

Another prime indicator of the University's excellence is the success of its alumni. Eight graduates have won Nobel Prizes for the United States, and another 15 have won Pulitzer Prizes.

A major center for the arts, the campus attracts dozens of nationally and internationally renowned artists

each year to its widely acclaimed Krannert Center for the Performing Arts. Designed by alumnus Max Abramovitz, an architect of New York City's Lincoln Center, the facility has four indoor theaters and an outdoor amphitheater. Together, they host more than 275 performances each year, including those by major symphony orchestras, classical and modern ballet companies, and individual artists such as Luciano Pavarotti, Jean-Pierre Rampal, and Isaac Stern.

The University also supports three major museums: the Krannert Art Museum, second only to the Art Institute of Chicago among Illinois public art museums; the World Heritage Museum; and the Museum of Natural History.

Other major facilities include the Assembly Hall (16,321 seats), Memorial Stadium (70,053 seats), and the Intramural-Physical Education Building, one of the largest recreational facilities of its kind on a university campus.

Located in east-central Illinois in the two cities of Urbana and Champaign (population 110,000), the University of Illinois at Urbana-Champaign is the state of Illinois' flagship public university.



The Student Union, at one end of the Quad, contains a bowling alley, pool tables, video games, a computer room, cafeteria and several meeting rooms.



## CAMPUS LIFE

Learning and participating are important outside, as well as inside, the classroom. And at the University of Illinois, the opportunities are as limitless in extracurricular arenas as they are in academic arenas.

**Housing?** First-rate residence halls with good food, the nation's largest fraternity and sorority system, independent housing and a wide range of apartments provide broad choices of where and how to live.

**Activities?** More than 700 student organizations provide an outlet for every interest, from the philanthropies of Volunteer Illini Projects to the rock music of student radio station WPGU. There are more than 40 student organizations for minority interests.

**Sports and recreation?** The Intramural-Physical Education Building is one of the largest complexes on any campus, with four gymnasiums, 23 handball/racquetball courts, weight and exercise equipment, indoor and outdoor pools, tennis courts and more. The U of I has one of the most comprehensive intramural sports programs in the nation. If the great outdoors is more to your

liking, the university's 1,500-acre Allerton Park includes sculpture gardens, formal gardens and natural woodlands.


**Culture and entertainment?** The domed Assembly Hall seats more than 16,000 for rock concerts, ice shows, circuses, Broadway musicals and, of course, Illinois basketball. Beautifully restored Foellinger Auditorium on the Quad seats 1,750 for concerts, films and speakers. And the Krannert Center for the Performing Arts, "arguably the best performing arts facilities in the nation," according to the education editor of Time Magazine, holds four theaters for plays, dance and concerts by such famed names as the Chicago Symphony and Itzhak Perlman.

**Off campus?** Champaign and Urbana, with a population of 110,000, offer shopping, restaurants, movie theaters, night spots and many other big-city amenities. Yet, they retain a Midwestern college-town atmosphere.

**Studying and relaxing are two of the more popular activities on the Quad.**

### DID YOU KNOW . . .

- . . . Illinois has the nation's largest fraternity and sorority system?
- . . . There are more than 700 student organizations on campus, including more than 40 for minority students?
- . . . The Intramural and Physical Education Building includes four gymnasiums, 23 handball/racquetball courts, weight and exercise equipment, indoor and outdoor pools and tennis courts?



The Intramural and Physical Education Building is one of the largest complexes of its type on any college campus.





The University of Illinois at Urbana-Champaign is among the nation's leading public universities, enrolling some 26,000 talented undergraduate students. Its faculty, prominently represented in the most esteemed scholarly academies, is dedicated to the University's founding land-grant mission — providing an education that offers the most advanced technical and professional instruction in the context of a broad-based education in the liberal arts and sciences. Students are admitted to one of the University's 10 undergraduate divisions that, together, offer more than 4,000 courses in some 150 programs of study. Some of the most popular majors at the Urbana-Champaign campus are: accounting, electrical engineering, architecture, biology, psychology and agricultural economics.

The University of Illinois maintains the oldest agricultural test field in the nation. The Morrow Plots — now surrounded by the central campus — have been an experimental corn field since 1876 and have been designated a National Historic Landmark.

The University's commitment to providing the richest possible educational environment is seen throughout the campus — from the nation's third largest academic library, to support for innovations in computer-aided instruction and nationally recognized programs and services for disabled students. The Undergraduate Library offers extensive instructional programs on using the library and its services, including library tours, computer workshops, reference services and term-paper research counseling. The University's progressive residence hall system provides a full range of programs and services designed to support each student's academic pursuits.

Assistance is available to all students to help them make the



Illinois graduates are some of the most sought after in the country.

most of the vast resources. Student-athletes benefit from the special programs of the Division of Intercollegiate Athletic's academic services office, and each receives the attention of a full-time academic counselor. Academic services offers educational evaluation, advising, classroom performance monitoring, scheduled study halls, tutoring and effective use of the University facilities.

The University of Illinois also administers an extensive study abroad program. More than 600 Illinois students study abroad each year in nearly 40 countries, including Japan, Great Britain, Brazil and China.

Following commencement, University of Illinois graduates are some of the most sought after in the Midwest and throughout the country. More than 95 percent of University of Illinois seniors seeking employment obtain positions within eight months of graduation; nearly 50 percent do so before graduation.

## DID YOU KNOW . . .

- . . . More than 95 percent of UI seniors seeking employment obtain positions within eight months of graduation?
- . . . Accounting, electrical engineering, architecture, biology, psychology and agricultural economics are some of the most popular majors at the UI?
- . . . Illinois students can study abroad in nearly 40 countries, including Japan, Great Britain, Brazil and China?
- . . . The UI Writing Clinic offers 54 hours a week of free one-on-one tutoring on virtually any written assignment for all undergraduate students?



## ILLINOIS' COMMITMENT TO SUCCESS

The goal of each sports program within the Division of Intercollegiate Athletics at the University of Illinois is to strive toward success.

John Mackovic, UI's director of athletics and head football coach, has instituted a new commitment to success for Fighting Illini student-athletes. Among the needs which must be served are: 1) the student's objectives as a scholar; 2) the student's requirements as an athlete, and 3) the student's personal goals as an individual.

This comprehensive balance of academic excellence, athletic achievement and personal well-being is stressed daily by Mackovic, his administrative staff and his coaches. Inevitably, a student-athlete's playing days will end, but with the help of UI's unique program, each Fighting Illini athlete will be fully prepared for career and personal challenges ahead.

Among the elements stressed by the academic services department to assure student-athlete success are counseling and tutorial services, a monitoring program and a state-of-the-art computer laboratory, which was put in place this fall.

Athletically, the University of Illinois has long supported a broad-based sports program. Its coaching staff and facilities are among the nation's best. The UI's support units include excellent staffs for recruiting, equipment, facility maintenance, fund raising, publicity and promotion. Its sports medicine staff not only assists student-athletes in strength training and conditioning, but also in personal health maintenance.

As important as the UI's commitment is to the student-athlete's performance in the classroom and on the field, it also considers the individual's spiritual and emotional needs, and, his/her career objectives. Fighting Illini student-athletes are afforded the opportunity to



Forward Tam Michael spends time working in the athletic study hall.

attend a variety of seminars during their collegiate experience, helping them enhance their post-athletic lives. Among the seminars offered are those in career placement, financial planning, time and stress management, sexual harassment, drug and alcohol education and player/agent relations.

The strong relationships built within the vast Illinois alumni networking system provide excellent opportunities for all student-athletes, whether it be for summer jobs, internships or, ultimately, in career placement after graduation. Once the individual's career is established, the DIA asks for his/her participation in a follow-up program that allows current student-athletes to benefit from their predecessors' experiences. Former student-athletes are asked to return to campus for seminars and discussions that serve to provide guidance

and understanding for future graduates.

While at the University of Illinois, student-athletes are encouraged to participate in the DIA's community-outreach program. Expected to be in place soon is a cooperative effort between UI's student-athletes and the Champaign-Urbana school district. The plan calls for a group of athletes to be assigned to a specific school for the entire year to serve as role models. They might serve as informal instructors in the classroom, or assist teachers on the playground and on field trips. Numerous other community-outreach programs are already in place for UI's student-athletes, including a speaker's bureau.

This commitment to success is not a one-time event for UI student-athletes, but rather an on-going practice.



# BOARD OF TRUSTEES



The Board of Trustees of the University of Illinois exercises final authority over the administration and governance of the University, within limits fixed by the Illinois Constitution and state law.

Trustees are elected statewide by the citizens of Illinois in November general elections. The nine elected members serve six-year staggered terms; three terms expire and are filled every two years. Board members serve without pay.

The governor of Illinois is an ex officio member of the board. Two students, one from each campus, serve single-year terms; student trustee votes are advisory only. The student trustees for 1991-92 are: Byron Mitchell (Urbana-Champaign) and Catherine Caporusso (Chicago).

The president of the board is elected annually, in January, from among the elected trustees.



The 1991-92 University of Illinois Board of Trustees: Front row (left to right) Judith Ann Calder, Glencoe; Susan L. Gravenhorst, Lake Forest; Nina T. Shepherd, Winnetka; Gloria Jackson Bacon, Chicago; Judith R. Reese, Chicago. Back row: Thomas R. Lamont, Springfield; Kenneth R. Boyle, Chatham; Charles P. Wolff, Elgin; Donald W. Grabowski, Lake Forest.



## PRESIDENT STANLEY O. IKENBERRY



Stanley O. Ikenberry was appointed President of the University of Illinois in 1979. Since then he has advanced the University's triple mission of teaching, research and public service in the pursuit of the goal of making the University of Illinois the

best public University in America. His leadership at Illinois is marked by an exceedingly strong commitment to the human resources of the University and to the humanizing value of the University for society.

Ikenberry has responsibility for all aspects of University operations, including campuses at Urbana-Champaign and Chicago, an enrollment of about 60,000 students, and an annual operating budget of more than \$1 billion.

Ikenberry received his doctorate in higher education research from Michigan State University in 1960. He taught at Michigan State and at West Virginia University before joining the Center for the Study of Higher Education at Pennsylvania State University in 1969. He had risen to senior vice president when he was named president of the University of Illinois. He holds honorary degrees from Michigan

State University, Millikin University, Illinois College and Rush University. He is also an Honorary Alumnus of Penn State.

A holder of numerous corporate and civic board memberships, he is past chairman of the American Council on Education, the National Association of State Universities and Land-Grant Colleges and the Carnegie Foundation for the Advancement of Teaching. He is a member of the executive committee of the Association of American Universities. Ikenberry led the Big Ten Presidents Council from 1987 to 1990 and serves as the Big Ten representative to the National Collegiate Athletic Association President's Commission.

Ikenberry lives with his wife, Judith, in the President's House in Urbana. The Ikenberrys have three sons.

## CHANCELLOR MORTON W. WEIR



Morton W. Weir became the campus' fifth chancellor in April of 1988. Weir joined the Urbana-Champaign faculty in 1960 and has served in a variety of faculty and administrative posts since then. Before assuming the leadership of the campus, Weir served as vice president for academic affairs, the senior academic officer for both U of I campuses, at Urbana-Champaign and Chicago.

Weir is a fellow of the American Association for the Advancement of Science and member of the Society for Research in Child Development, Phi Kappa Phi and Sigma Xi. He has served as editor, member or commissioner for a number of professional journals and organizations.

He currently is a member of the national advisory committee of the Ounce of Prevention Fund and is on the board of directors of Voices for Illinois Children.

Weir received his bachelor's degree, with honors, from Knox College in Galesburg in 1955. He earned a master of arts in 1958 and a doctorate in experimental psychology in 1959, both from the University of Texas at Austin. In 1977, Knox College awarded him an honorary Doctor of Laws degree.

Weir is a native of Canton. He and his wife, Cecelia, have three children.



# DIVISION OF INTERCOLLEGIATE ATHLETICS



# DIVISION OF INTERCOLLEGIATE ATHLETICS



The forerunner of the Division of Intercollegiate Athletics (DIA), the University of Illinois Athletic Association, was chartered in 1892 as a not-for-profit corporation of the state of Illinois; it was charged with overseeing and conducting the University's intercollegiate athletic programs and associated support services, and operated as a separate entity.

After the state legislature voted in June, 1989 to bring UI athletics within the University proper, the DIA assumed the functions and responsibilities of the Athletic Association. The Division of Intercollegiate Athletics began operations officially July 1, 1989.

The Director of Athletics is the Division's chief executive officer, and reports directly to the Chancellor of the Urbana-Champaign campus. The Chancellor has final say regarding the athletic program in all areas except the budget and approval of major appointments. Those decisions rest with the University of Illinois Board of Trustees.

The Athletic Board serves the DIA in an advisory capacity. It is composed of 19 members, 16 of

which are voting members (eight faculty, four alumni, three students and one representative from the University's Board of Trustees); the three non-voting members are from the University administration.

The faculty and student members are nominated by the Urbana-Champaign Senate and selected by the Chancellor for

consideration by the President of the University and the Board of Trustees.

DIA revenues are derived from three major sources: gate receipts from football and men's basketball, television rights fees for those two sports, and donations to the Fighting Illini Scholarship Fund.

## 1991-92 Athletic Board



David L. Chicoine,  
Faculty Representative



Mildred B. Griggs,  
Faculty Representative



Ronald Bess



Kenneth R. Boyle,  
Board of Trustees  
Representative



James A. Gentry



Susan L. Greendorfer




Lowell P. Hager



Kenneth N. Hughes



John Mackovic



Richard L. Margison



Caroline A. Martin



George M. Morvis



Brian A. Patterson



Stephen F. Ross



William T. Trent



Beverly D. Washington



Lizabeth A. Wilson



Richard F. Wilson



John W. Wright



# THE ASSEMBLY HALL



There is just one facility that could host not only Fighting Illini Basketball, but also the Ice Capades, Jay Leno, Whitney Houston, Huey Lewis and the News, Stevie Wonder, M.C. Hammer, Ray Charles, Amy Grant, Broadway plays and Bill Cosby. That place is the Assembly Hall.

One of the world's most unique arenas, the Assembly Hall has won world-wide acclaim for its architectural design—a design that has been used as a model for more than 125 buildings around the globe. The Assembly Hall was built between 1959 and 1963 at a cost of \$8.35 million. The structure consists of two concrete bowls placed face to face; the 400-foot diameter of the dome makes it the largest of its kind in the world.


Its circular seating arrangement makes the Assembly Hall an ideal place to watch an event; it gives each of the spectators (potentially 16,321 for basketball) an excellent, unobstructed view of the exciting action on the court. That capacity has been stretched to overflowing

on 13 occasions. The all-time attendance mark was set March 1, 1987, when 16,793 Fighting Illini fans enjoyed a victory over eventual national champion Indiana.

Illinois has enjoyed great success in the Assembly Hall. In 29 seasons the team has won 77 percent of the games it has played (273-82 record). In fact, in a recent two-year period, the Fighting Illini went on a streak of 31 wins there.

In 1990-91, Illinois averaged over 12,000 fans per home game for the 12th consecutive season: 217,003 fans passed through the turnstiles. In 1970-71, the Assembly Hall accommodated an NCAA record-setting 177,408 spectators (since broken), when all 11 home games were sellouts.

Last season, Illinois averaged



The Assembly Hall was constructed between 1959-63 at a cost of \$8.35 million.

13,563 fans per game in its 16-game home schedule. The Indiana game was a sellout.

# UNIVERSITY OF ILLINOIS ATHLETIC FACILITIES



With revenue generated from three major sources (football and men's basketball gate receipts, radio/television revenue and donations), the University of Illinois over the years has been able to maintain and upgrade its athletic facilities, staying on par with the best major collegiate programs across the nation.

The Division of Intercollegiate Athletics is in a stepped-up phase of capital development. Recent additions to the athletic facilities during this Campaign for Excellence include new artificial turf on the Memorial Stadium football field, as well as an air-supported dome to cover it during the off season. The "bubble," as it is called, allows for Zuppke Field to be utilized year round for such activities as postseason bowl preparation, intramurals, and spring baseball practice, as well as others. Other additions to Memorial Stadium include a nationally-renowned

football/training headquarters, featuring one of the nation's largest and most advanced weight training rooms, a sports medicine area, and athlete study halls. This has brought all aspects of the football program into one central area, thereby increasing efficiency and performance. The weight room, training rooms and athletic study halls are used by all varsity athletes.

The team training table is also located in Memorial Stadium. All-you-can-eat meals are served daily in the varsity room.


Football is not the only athletic program receiving a boost from the new and improved facilities. Baseball begins its fifth season in the first-rate Illinois Field, which seats 1,500 and is targeted for an expansion to accommodate 5,000.

The nationally-acclaimed track team is also primed for its fifth season in the \$2.2 million dollar track and field stadium. Future

expansion plans for this facility allow for up to 12,000 seats.

During the fall of 1991, construction was completed on the 14-court Clinton C. and Susan A. Atkins Tennis Center. The \$2.5 million indoor-outdoor facility opened in October. In 1990, Illinois' volleyball team took up residence in its newly-refurbished home, historic Huff Gymnasium.

On the drawing board is an athletic administration office building, featuring a public gallery, U of I Hall of Fame, and offices for numerous Division of Intercollegiate Athletics personnel. Also planned is a 5,000-seat multi-sports competition building, which would provide much-needed space for practice and competition in volleyball, wrestling, fencing, gymnastics and basketball.



The "bubble" transforms the Memorial Stadium turf each winter into a climate-controlled workout for the Fighting Illini student-athletes.



Illinois' athletic teams have state-of-the-art training facilities, such as this weight room at Memorial Stadium.





# DIRECTOR OF ATHLETICS JOHN MACKOVIC



As Director of Athletics and Head Football Coach, John Mackovic brings a wealth of successful coaching and administrative experience to the Division of Intercollegiate Athletics. His integrity, attention to detail and success on and off the field with the Illinois football team led to his appointment as director of athletics by the Board of Trustees of the University of Illinois in December of 1988.

Under Mackovic's leadership, Illinois led the Big Ten Conference with seven league titles (men's and women's track, volleyball, baseball, men's gymnastics) and one NCAA national championship (men's gymnastics) in 1988-89. In addition, the men's basketball team advanced to the NCAA Final Four. In 1989-90, Illinois captured two Big Ten titles (women's gymnastics and baseball).

Mackovic's administration also can take credit for the department's aggressive campaign to improve the University's athletic facilities. The Clinton C. and Susan A. Atkins Tennis Center was opened in October. The refurbishing of historic Huff Gymnasium last summer gave the Fighting Illini volleyball team a new home beginning with the 1990 season.

One of Mackovic's proudest accomplishments as Illinois' athletic director has been the establishment of a

"total person" program for UI's student-athletes. The concept is a commitment designed to nurture Illinois' young men and women not only as athletes and scholars, but also to help them succeed as citizens in the community upon their graduation.

Mackovic's expertise as a football coach at the University of Illinois speaks for itself. The fourth-year Fighting Illini mentor is widely recognized as one of the nation's premiere strategists, having been named the Big Ten Conference's Coach of the Year in each of his first two seasons, an unprecedented feat. During Mackovic's first three seasons, the Fighting Illini compiled a 24-11-1 overall record and an 18-5-1 mark in conference games. All three teams went on to postseason bowl appearances, with the 1989 squad emerging as champions of the Florida Citrus Bowl.

Prior to arriving at Illinois, Mackovic served as president of the Cypress Professional Development Group, a consulting and training organization. He also is president of his own company, Yes, Inc. a service-related organization directed to motivational speaking with radio and television exposure.

Mackovic also has been active in a number of civic and charity events, including the Champaign-Urbana March of Dimes. He also is a member of the Board of Directors of First of America Bank in Champaign.

Mackovic was previously head football coach of the Kansas City Chiefs of the National Football League and at his alma mater, Wake Forest.

Mackovic was an all-conference quarterback at Wake Forest and graduated in 1965 with a bachelor's degree in Spanish. He earned his master's degree in educational administration from Miami of Ohio in 1967.

Mackovic, his wife, Arlene, and children, Aimee and John, reside in Champaign.

---

## UNIVERSITY OF ILLINOIS ATHLETIC DIRECTORS

1886-1935	George A. Huff
1936-1941	Wendell S. Wilson
1941-1966	Doug R. Mills
1967-1972	E.E. (Gene) Vance
1972-1979	Cecil N. Coleman
1979	Ray Eliot (interim)
1980-1988	Neale R. Stoner
1988-present	John Mackovic

---

# HEAD COACH LOU HENSON



Lou Henson is at the pinnacle of his profession. The 59-year-old Okay, Okla., native enters his 30th season of college coaching as the fifth-winningest (577 victories) active NCAA Division I coach. After guiding Illinois to its most successful basketball season ever (record 31 wins and NCAA Final Four appearance) in 1989, Henson is one of just nine coaches to have taken teams from two different schools to that late March-early April extravaganza.

Henson has proven he can win year in and year out, regardless of the perceived talent level and regardless of outside expectations. Last season, Henson and his staff guided the Fighting Illini to a tie for third place in the Big Ten race, despite losing four of five starters from the previous season.

Michigan Coach Steve Fisher recognized Henson's coaching performance after his Wolverines became Illinois' 20th victim of the season. In his postgame press conference at the Assembly Hall in February, he said, "I'm going to cast my vote now for Lou Henson for coach of the year in the Big Ten . . . Lou Henson, he's my national coach of the year for what he's done with this team. It's a phenomenal job."

## CAREER STATISTICS

	Seasons	Won	Lost	Pct.
At Las Cruces (N.M.) High School	6	145	23	.863
At Hardin-Simmons	4	67	36	.650
At New Mexico State	9	173	71	.709
At Illinois	16	337	160	.678
Overall career totals	35	722	290	.713
<b>College career totals</b>	<b>29</b>	<b>577</b>	<b>267</b>	<b>.684</b>

Henson's most recent team managed to keep several remarkable streaks intact. Illinois has now finished in the upper division of the Big Ten race nine consecutive times, the longest current skin of any team in the league. The Fighting Illini have also produced .500-plus Big Ten records for 11 years in a row; no other conference team has

such a string going. The Orange and Blue also enjoy a streak of nine consecutive 20-plus victory seasons, the longest chain ever among Big Ten teams.

Under Henson the Fighting Illini have also kept pace with the nation's most successful teams of the past decade. Illinois finished the 1990-91 season as the No. 10 team





## HENSON'S COACHING HISTORY, YEAR-BY-YEAR

### Las Cruces (NM)

#### High School

1956-57	22-4
1957-58	20-3
1958-59	25-6 (State Champion)
1959-60	27-3 (State Champion)
1960-61	28-1 (State Champion; school record for wins)
1961-62	23-6 (State quarterfinals)

### Hardin-Simmons

1962-63	10-16
1963-64	20-6 (School record for wins)
1964-65	17-8
1965-66	20-6 (School record for wins)

### New Mexico State

1966-67	15-11 (NCAA playoffs)
1967-68	23-6 (NCAA regionals)
1968-69	24-5 (NCAA regionals)
1969-70	27-3 (NCAA Final Four, third place; school record for wins)
1970-71	19-8 (NCAA playoffs)
1971-72	19-6
1972-73	12-14
1973-74	14-11
1974-75	20-7 (NCAA playoffs)


### Illinois

1975-76	14-13
1976-77	16-14
1977-78	13-14
1978-79	19-11 (Kentucky Invitational, Glacier Bowl champions)
1979-80	22-13 (NIT final four, third place; Rainbow Classic champion; Illini Classic champion)
1980-81	21-8 (NCAA regionals; Illini Classic champion)
1981-82	18-11 (NIT; Illini Classic champion)
1982-83	21-11 (NCAA regionals; Illini Classic champion)
1983-84	26-5 (NCAA regionals; Illini Classic champion; Tribune Charities Classic champion; Big Ten co-champion; school record for wins)
1984-85	26-9 (NCAA regionals; Illini Classic champion; school record for wins)
1985-86	22-10 (NCAA regionals; Illini Classic champion)
1986-87	23-8 (NCAA regionals; Illini Classic champion)
1987-88	23-10 (NCAA regionals; Illini Classic champion)
1988-89	31-5 (NCAA Final Four; Silver Anniversary Rainbow Classic champion; Illini Classic champion)
1989-90	21-8 (NCAA regionals; Illini Classic champion; Old Style Classic champion)
1990-91	21-10 (Illini Classic Champion)

in the country in terms of winning percentage over the last 10 years (.727). Henson's teams also have put together the top winning percentage (.688) in Big Ten games over the last eight seasons.

Henson's success has not been limited to his stay in Champaign-Urbana, however. He has a proven track record wherever he has lent his expertise. His teams have either tied or set school records for victories (in a season) seven times. It is no accident that Henson has fielded postseason-tournament caliber teams 18 times, including the last 12 years in a row, and that his teams have averaged more than 21 wins per season.

Henson's basketball career began in his home town. After taking his skills to Connors (Okla.) Junior College and New Mexico State, he moved to a less familiar vantage point, the sidelines. He ventured immediately into coach-



ing, spending six seasons at Las Cruces High School in New Mexico, where he served as junior varsity coach for two years, before being promoted to head coach. While at LCHS, Henson compiled 145 wins against just 23 losses, capturing three consecutive state championships along the way.

Hardin-Simmons gave Henson his first chance to coach at the collegiate level, and he seized the opportunity by putting together 20-victory seasons on two occasions. Those 20-win seasons sandwiched a 17-win campaign, and each was

built around a forward out of Syracuse, N.Y., named Dick Nagy, who now is a 12-year veteran on Henson's Illinois coaching staff.

Henson's fourth and final season at Hardin-Simmons ended at 20-6. That same year (1966), New Mexico State was finishing at 4-22. The Aggies called upon Henson to rebuild their program, and the next season he produced a 15-11 slate and took the team on the first of six trips to the NCAA tournament. Of those appearances, the 1970 season was the most fruitful. New Mexico State, led by All-America guard

---

## WINNINGEST ACTIVE NCAA DIVISION I MEN'S BASKETBALL COACHES

(Minimum five years as a Division I head coach; includes record at four-year colleges only.)


### Name, Institution, Won

1. Dean Smith, North Carolina, 816 (30 seasons)
2. Jerry Tarkanian, UNLV, 599 (23 seasons)
3. Don Haskins, Texas-El Paso, 579 (30 seasons)
4. Lefty Driesell, James Madison, 579 (29 seasons)
5. LOU HENSON, ILLINOIS, 576 (29 seasons)
6. Norm Stewart, Missouri, 572 (30 seasons)
7. Bob Knight, Indiana, 561 (26 seasons)
8. Gene Bartow, Alabama Birmingham, 554 (29 seasons)
9. Glenn Wilkes, Stetson, 527 (34 seasons)
10. Tom Young, Old Dominion, 524 (31 seasons)
11. Lou Carnesecca, St. John's, 507 (23 seasons)
12. Eldon Miller, Northern Iowa, 482 (29 seasons)
13. Denny Crum, Louisville, 477 (20 seasons)
14. Davey Whitney, Alcorn State, 465 (26 seasons)
15. Bill Foster, Northwestern, 450 (31 seasons)

---

Jimmy Collins, who also now serves as an Illinois assistant coach, finished the season with 27 wins and three losses. The final loss was to the eventual champion, UCLA, in the semifinals of the NCAA Tournament. It was the third consecutive time the Bruins had knocked off Henson's Aggies. New Mexico went on to win its final game against St.





Bonaventure and finish third in the tournament. Members of that 1970 quintet included three players who made names for themselves in the NBA: Sam Lacey (Kansas City Kings), Charlie Criss (Atlanta Hawks) and Collins (Chicago Bulls).

On top of the four 20-win seasons at New Mexico State, Henson won 19 games twice and had only one losing season.

Over his 29-year career, Henson has had just three losing seasons. Within two years of each, however, he had either won 20 games or led his team to a postseason tournament.

Despite the three years of disappointment John Wooden's teams handed Henson at tournament time, it was Wooden's retirement that paved the way for Henson's arrival in Champaign. UCLA decided to replace Wooden with then-Illinois coach Gene Bartow. Henson was chosen to fill the vacancy left by Bartow, and rebuild a team that finished 8-18 the previous year. He was the third coach in as many years for Illinois.

### UNDER LOU HENSON, THE FIGHTING ILLINI:

- made their first NCAA Final Four appearance (in 1989) since 1952.
- have won 20 or more games for nine consecutive seasons.
- made 11 consecutive postseason appearances (1980-90), nine of which have been in the NCAA Tournament.
- have become a fixture at or near the top of the Big Ten Conference defensive statistical charts.
- have made him the 21st coach in NCAA history to have won 500 games in a career; No. 500 came Feb. 29, 1988, at Indiana.
- have produced a 160-32 (.833) non-conference record.
- have put together 11 of Illinois' 17 20-win basketball seasons, and 11 consecutive seasons with 10 or more Big Ten wins.
- have won an average of more than 24 games per season over the last eight years.
- have sent eight current players to the NBA. They are Eddie Johnson (Seattle SuperSonics), Derek Harper (Dallas Mavericks), Ken Norman (Los Angeles Clippers), Nick Anderson (Orlando Magic), Scott Meents (Seattle SuperSonics), Kendall Gill (Charlotte Hornets), and Marcus Liberty (Denver Nuggets).
- have made him the winningest coach in the history of Illinois basketball.


In his first three seasons Henson's combined record at Illinois was just two games over .500. From then on, he has never been fewer than seven games over that mark. Former assistant Tony Yates made recruiting inroads to Chicago, and Collins has strengthened those ties, all of which have provided the foundation for a program that is generally considered one of the nation's best, year-in and year-out. With the NIT final four appearance in 1980, a Big Ten co-championship in 1984 (after which he was voted ESPN's national coach of the year), eight consecutive NCAA tournament appearances and the Final Four trip to Seattle in 1989, the program has become one of the country's most consistently strong.

Henson has always been a stickler for defense. His 1966 New Mexico State squad held its opponents to 39 percent shooting from the field. For six of the last seven

seasons, his teams have been either first or second in the Big Ten in at least one of the two defensive statistical categories (FG percentage or points allowed). Since he has led the Fighting Illini program, the opponents' combined field goal percentage is 44.4, while the Illini have shot 49.0.

Henson earned his 500th career victory at Indiana Feb. 29, 1988. He is the 21st coach in NCAA history to manage that feat. His 577 wins rank fifth among NCAA Division I active coaches. In addition, he has won more games than any other current Big Ten coach.

Henson and his wife, Mary, have four children and live in Champaign.



## *Dick Nagy, Assistant Coach*

From Hardin-Simmons to the NCAA Final Four, Dick Nagy has been with Lou Henson both as a player and as an assistant coach. In fact, since he rejoined Henson in 1979, the Fighting Illini have played in postseason tournaments 11 consecutive years.


Nagy, a Syracuse, N.Y., native, began his long association with Henson when he was convinced by the future Illinois mentor to attend Hardin-Simmons. Nagy, who had been out of high school for three years and had played independent basketball in Syracuse, led the Cowboys to a pair of 20-6 records in two of the three seasons he and Henson were together. After Henson departed Hardin-Simmons for New Mexico State, Nagy

captained his second Cowboys team, and then went on to serve as an assistant coach at the school for two more years.

Nagy later moved on to start the basketball program at Barton Junior College in Great Bend, Kan., in 1969. After the 1976 season, Nagy moved into private business before accepting the head coaching job at East Central Junior College in Union, Mo.

In addition to his coaching (primarily with the inside players) and recruiting duties, Nagy is the coordinator of Illinois' highly-successful summer basketball camp.

He has two children, Robin and Scott. Nagy and his wife Terri live in Champaign.



## *Jimmy Collins, Assistant Coach*

A former first-round draft pick of the Chicago Bulls, Jimmy Collins rejoined Lou Henson in 1983 as a full-time assistant.

Collins was a star guard at New Mexico State under Henson; he averaged 20.1 points per game over his three-year career, leading the Aggies to an NCAA Final Four appearance in 1970. After college he spent two-and-a-half years with the Bulls and finished his playing career with the Carolina Cougars of the American Basketball Association.

Collins was a probation officer in Chicago prior to coming to Illinois. He was also a volunteer coach at St. Thomas School in Chicago, and coordinated summer basketball leagues in the city. Collins has also coached in the pro-college league of Chicago, where he

was named Coach of the Year in 1981.

A native of Syracuse, N.Y., Collins received his bachelor's degree in journalism from NMSU. Following his pro career, he returned to the Las Cruces campus to serve as a graduate assistant. He returned to Chicago in 1976 to enter private business before joining the probation office in 1977.

His coaching responsibilities with Illinois, in addition to recruiting, lie largely with the development with the guards.

Collins is a member of the Board of Directors of the Don Moyer Boys and Girls Club of Champaign-Urbana.

He and his wife, Hettie, have four children, Erica, Kenny, Semaj and Brandi, and live in Champaign.





### **Mark Coomes, Assistant Coach**

In his second stint as an assistant under Lou Henson, Mark Coomes has spent a total of eight years with the Illinois mentor.

A native of Shannon, Ill., Coomes graduated from Western Illinois University in 1974. He went to New Mexico State as a graduate assistant under Henson from 1974-75, earning an M.A. in education management and development in 1975.

Following the 1975 season, Coomes followed Henson to Illinois as a part-time assistant, and stayed there until being named an assistant at Northern Illinois. He was at NIU from 1977-82 before being named head coach at Wabash Valley Community College in Indiana. He

compiled a record of 63-13 in two seasons there and was a two-time NJCAA Region XXIV Coach-of-the-Year.

In 1984, Coomes was named head coach and athletic director at the University of Southern Indiana and led his team to a conference co-championship and an NCAA berth. He returned to Illinois the following season to rejoin Henson.

Coomes' chief coaching responsibilities are in the areas of scouting, developing game plans, and monitoring the academic progress of the players.

He and his wife, Linda, have two children, Anthony and Andrea, and live in Champaign.



### **Anthony Welch, Graduate Assistant Coach**

Anthony Welch is no stranger to the University of Illinois or the Henson basketball system. He is the newest member of the staff, returning to Champaign in 1990. Welch played for the Fighting Illini from 1981-86, and lettered four times. The 28-year-old Grand Rapids, Mich., native scored 1,217 points while helping Illinois to a 113-46 (.711) record during his tenure as a player.

Welch received his bachelor's degree in political science/business administration from the U of I in 1986. He is currently working on his master's degree in athletic administration.

A third-round draft choice of the NBA Dallas Mavericks in 1986, Welch also had tryouts with the Boston Celtics and the Los Angeles Lakers. He played professionally for

two seasons in the Continental Basketball Association (CBA) with the Rockford (Ill.) Lightning (1986-87) and Pensacola (Fla.) Tornados (1987-88).

Most recently, Welch worked as the Director of Community Relations for the CBA's Grand Rapids Hoops, handling corporate promotions, advertising, sales and public relations.

His duties with the Fighting Illini include assisting with team practice sessions, monitoring the academic progress of the team members, and marketing Lou Henson's three basketball camps.

Welch and his wife, Renee, reside in Champaign with their son Anthony.

# DIVISION OF INTERCOLLEGIATE ATHLETICS STAFF



**Rick Allen**  
*Assistant Athletic  
Director/Compliance*

Rick Allen has served as assistant athletic director since 1987. He is primarily responsible for interpretation and compliance with NCAA rules and regulations. He also directs summer employment for University athletes and assists with home event management in football and basketball.

Allen earned his undergraduate degree from Cornell College (Iowa) in 1979. He has been with the University of Illinois since 1980, when he worked with marketing/promotions and event management as a graduate intern. He received a master's degree in athletic administration from Western Illinois University in 1985.

A native of Onslow, Iowa, Allen and his wife, Julie, have one son and live in Champaign.



**Dana Brenner**  
*Associate Director of  
Athletics/Revenue  
Operations*

As associate athletic director, Dana Brenner is responsible for such revenue-producing areas as the Athletic Ticket Office, the Fighting Illini Scholarship Fund, summer camps, Illini merchandise, the golf course and event management.

Brenner came to Illinois as assistant ticket manager in 1980. He had previously held a similar post at Cal-State Fullerton. He was promoted in 1984 to assistant director in charge of events before assuming

the current role as Associate Director of Athletics in charge of revenue operations in 1989.

Brenner, a Lompoc, Calif., native, graduated in 1976 from University of Pacific. He and his wife, Kathy, live in Champaign with their three daughters.



**Rod Cardinal**  
*Trainer*

Rod Cardinal was appointed assistant athletic trainer at the University in July, 1973. In addition to being head basketball trainer, Cardinal also works with football and men's and women's tennis.

Prior to his appointment at Illinois, he served in a similar capacity at the U. Military Academy in West Point, N.Y.

A native of Coon Rapids, Minn., Cardinal graduated from Southwest Minnesota State College in 1971 with a bachelor's degree in health and physical education. He was a student trainer in high school for four years, and a student trainer in college for three years prior to his West Point position. He also played varsity basketball in college.

Cardinal, along with his wife, Mary, and their two children reside in Tolono.



**David L. Chicoine,**  
**Ph.D.**  
*Faculty  
Representative*

David L. Chicoine has served as faculty representative since 1989, and as a member of the Athletic Board since 1988. He is responsible for representing the University at NCAA conventions and dealing with regulations and reforms at the Big Ten level. Chicoine has been a faculty member at the UI since 1979 and currently heads the Department of Agricultural Economics. Additionally, he is a professor in the Institute of Government and Public Affairs.

Chicoine and his wife, Marcia, have two children and live in Champaign.



**Lynn Marie Cialoni**  
*Academic Counselor*

Lynn Marie Cialoni is in her third year as academic counselor at the University of Illinois. In addition to her duties with the football team, she also oversees the academic progress of the Fighting Illini basketball team.

Lynn Marie received her undergraduate degree in leisure program management from Illinois in 1984. She earned a master's in leisure administration, from Illinois in 1987.

Cialoni lives in Champaign.





**Terry Cole**  
*Assistant Director of  
Athletics/Academic  
Services*

Terry Cole has been Assistant Director of Athletics for Academic Services since 1990. He is responsible for the planning, development and coordination of academic support programs and services for Illinois athletes in all 19 varsity sports. Cole has worked in the academic services department since 1979, when he was named academic counselor.

The East St. Louis, Ill., native received both his master's and undergraduate degrees from Illinois. He and his wife, Elyne, have two children, and live in Champaign.



**Andy Dixon**  
*Equipment Manager*

Andy Dixon has been the head equipment manager at the UI since 1985. He is responsible for repair and maintenance of athletic equipment used by all Illinois athletes, as well as supervision of six store-rooms and seven assistants.

Dixon was an all-state football player at Champaign Central High School, where he earned a scholarship to the University of Wyoming. Following his graduation from Wyoming, Dixon received a tryout with the Dallas Cowboys, before turning toward teaching.

After teaching and coaching for three years in Cheyenne, Wyo., and one year in the Las Vegas, Nev. high school systems, Dixon returned to Champaign to take a post at Illinois as assistant equipment manager. He

held that position from July of 1981 to June of 1985.

Dixon and his wife, Cheryl, have two daughters, Whitney and Andrea, and reside in Champaign.



**Dike Eddleman**  
*Executive Director/  
Fighting Illini  
Scholarship Fund*

One of the greatest athletes in Illinois sports history, Dike Eddleman is the executive director of Fighting Illini Scholarship Fund. He directs fundraising for Illinois athletic scholarships.

A native of Centralia, Ill., Eddleman earned 11 letters in football, basketball and track while at Illinois. He earned his bachelor's degree in physical education in 1949. Eddleman served as personnel director for Central Soya in Gibson City for 18 years prior to joining the Athletic Association in 1969. He served two years as assistant director of the Fighting Illini Scholarship Fund before assuming his present position in 1972.

Among Eddleman's many athletic achievements is a silver medal earned in the high jump at the 1948 Olympics. He was a member of the 1947 Rose Bowl team, set a Big Ten punting record of 43.4 yards per kick and was also a member of the 1959 Drake Relays Hall of Fame. In 1990 he was selected to the Illinois High School Association's all-time Basketball team. Eddleman is a member of the National High School Sports Hall of Fame and was the 1983 Varsity "I" Man of the Year. He was also selected to the Illinois All-Century Football Team in November of 1990.

Eddleman and his wife, Teddy, have four children and live in Champaign.



**Steven Greene**  
*Director of  
Development  
—Fighting Illini  
Scholarship Fund*

Beginning his first year as director of development is 1976 U of I graduate J. Steven Greene. Greene spent the past 10 years as a United Way fundraiser and comes to the Urbana-Champaign campus from Findlay, Ohio, where he served as Chief Professional Officer for the United Way of Hancock County since July of 1987.

Greene is primarily responsible for direction of the U of I's athletic facilities Capital Campaign, a project which began in 1986. Several phases of the facilities improvement project have already been completed. He will also assist in fund raising for the Fighting Illini Scholarship Fund.

A fullback on the Illinois team from 1972-75, Greene earned four letters under head coach Bob Blackman.

Greene and his wife, Charlene, reside in Champaign and have four children.



**Mildred B. Griggs,  
Ph.D.**  
*Faculty Representative*

Mildred B. Griggs, Ph.D., serves the Division of Intercollegiate Athletics as faculty representative. She is responsible for representing Illinois at NCAA conventions and dealing with reforms and regulations at the Big Ten level. Her on-campus duties deal specifically with football, men's and women's basketball and baseball.

A native of Arkansas, Griggs received her undergraduate degree from Arkansas AM & N college. She earned her master's and doctorate



from Illinois. She is a faculty member in the Department of Vocational and Technical Education in the College of Education. Griggs and her husband, Alvin, have two sons and live in Champaign.



**Dr. Robert Gurtler**  
*Team/Orthopedic Surgeon*

Dr. Robert Gurtler has been the University of Illinois team physician since 1983. He is responsible for treating orthopedic injuries to all athletes in 19 varsity sports. In addition to his duties with the U of I, Gurtler has a private practice at Carle Hospital, focusing primarily on sports-related injuries.

Gurtler is a 1970 graduate of the University of Kansas where he received his undergraduate degree in human development. He attended medical school at Kansas and completed his residency there. Following residency, Gurtler received a fellowship at the University of Pennsylvania where he specialized in knee reconstructive surgery and sports medicine. He arrived in Champaign following his fellowship.

Gurtler is single and lives in Urbana.



**Mike Hatfield**  
*Director of Athletic Ticket Office*

Mike Hatfield is in his 11th year of service with the Illinois Division of Intercollegiate Athletics. He currently serves as Director of the Athletic Ticket Office. Previously, Hatfield had served for eight years as academic counselor to the

Fighting Illini football and men's basketball programs.

Hatfield, a native of Hoopston, is a 1979 graduate of Eastern Illinois University, where he also earned his master's in 1980. As an undergraduate, Hatfield earned All-America honors in track and field in the 3,000-meter steeplechase.

He and his wife, Carol, have two children, Angie and Nic, and reside in Champaign.



**Karol Kahrs**  
*Associate Director of Athletics/Women's Athletics*

Dr. Karol Kahrs, Associate Director of Athletics, directs the women's intercollegiate athletic program at the University of Illinois. She has served the Division of Intercollegiate Athletics in her current capacity since 1974.

Kahrs has been with the University since 1966, when she served as an instructor in the Department of Physical Education. She also served as director of the Women's Extramural Sports Association, working in both capacities until 1970.

Kahrs earned a bachelor's degree in physical education from the University of Georgia in 1962 and a master's degree in physical education from Ohio State University in 1965. She earned her doctorate from OSU in 1972.

Under her direction and leadership, Illinois was one of the first major institutions to be reviewed by the Office of Civil Rights and found to be in compliance with Title IX in 1981. In 1974, Kahrs was placed in charge of the newly created seven-sport women's intercollegiate athletics program at Illinois. In 1988, Kahrs served as Director of Internal Affairs for the Athletic Association and was instrumental in the Association's merger into the

University in 1989. Kahrs enjoys a strong background in volleyball, having coached the Illinois team in the late 1960s and early 1970s. She also coaches the alumni team in the annual varsity-alumni match.

Kahrs serves on the Board of Visitors for the United States Sports Academy. She received the Distinguished Alumnus Award in Physical Education at Georgia in 1988. She lives in Champaign.



**Al Martindale, ATC**  
*Director of Sports Medicine*

Al Martindale was named head athletic trainer at the University of Illinois in July of 1983. A native of Postville, Iowa, he is now in his 11th year as a head trainer at the Division I level.

Martindale spent six years at the University of Hawaii, including three as the head trainer, before accepting the Illinois post.

He received his degree in physical education from Upper Iowa University in 1973. From UIU he went to Indiana State, earning a master's degree in 1974. His next stop was Moline (Ill.) High School, where he spent three years before taking the position in Hawaii.

Martindale's responsibilities include the prevention and treatment of injuries to athletes in all 19 of Illinois' varsity sports. He also supervises five full-time assistants, one graduate assistant and more than two dozen student assistants.

Martindale and his wife, Lisa, have one daughter, and live in Champaign.





**Tom Porter**  
*Associate Director of  
Athletics/Promotions  
and Marketing*

Tom Porter is in his sixth year as associate director of athletics, directing promotion and marketing operations. Most recently, he has been instrumental in promotions regarding the Illinois football Centennial.

In 1973, Porter came to Illinois from Hersey High School in Arlington Heights, Ill., where he guided the wrestling team to two IHSA state titles. He joined the U of I football coaching staff as an assistant and also was the head wrestling coach from 1973 to 1978. In 1978, Porter moved into administration when he was named assistant director of athletics.

A native of Harvey, Ill., Porter received both his bachelor's and master's degrees from Indiana State University. He and his wife, Patty, have two sons and reside in Mahomet.



**Jesse Ratliff**  
*Equipment Manager*

Jesse Ratliff is in his fifth year in the equipment department as an assistant to equipment manager Andy Dixon. Ratliff concentrates on supplying the players with required and requested equipment.

In addition to making sure the uniforms are prepared, he is present during the game to repair equipment. During the week, he is in charge of distributing day-to-day equipment.

Ratliff, along with his three children, resides in Urbana.



**Dr. Stephen H. Soboroff**  
*Team Physician*

Dr. Stephen H. Soboroff is medically and administratively responsible for the health care of all Illinois student-athletes. He directs the drug-education and drug-testing programs and provides consultation to the athletic training staff. Soboroff has served in this capacity since 1983.

Soboroff received his M.D., from the UIUC College of Medicine in 1969. He serves on the faculty in the University's School of Medicine and the Department of Kinesiology. His professional interests include sports medicine, internal medicine, occupational medicine and public health. He also enjoys long-distance running and has competed in several marathons.

Soboroff is single and lives in Champaign.



**John Southwood**  
*Director of Fighting  
Illini Scholarship  
Fund/Chicago*

John Southwood has been with the Division of Intercollegiate Athletics since 1983. He is responsible for athletic fund raising and public relations in the Chicagoland area. A 1981 Illinois graduate, Southwood started as a graduate assistant with the Grants/In/Aid program. After earning his master's degree in 1985, he assumed the position of assistant director of Grants/In/Aid - Chicago Operations. In 1989, he was named director of the FIS-Fund, Chicago.

A native of Rock Island, Ill., Southwood and his wife, Theresa, reside in Downers Grove. He has two daughters.



**Robert Todd**  
*Senior Associate  
Director of Athletics*

Robert Todd enters his third year with the Division of Intercollegiate Athletics as Associate Director of Athletics, and his 16th as a University of Illinois staff member. He is responsible for the day-to-day operations of the Athletic Department, including the men's athletic program and NCAA and Big Ten compliance.

Prior to accepting his current position, Todd served the UI as Associate Vice President of Administration and Personnel. He has also acted as Associate Vice Chancellor for Student Affairs as well as director of the Illini Union. Todd was instrumental in the Athletic Association's transition into the University.

A native of South Dakota, Todd graduated from South Dakota State with a degree in economics in 1968, and earned his MBA degree from Northern Illinois in 1970. He and his wife, Diane, have two children and live in Champaign.



**Tim Tracy**  
*Business Manager*

Tim Tracy has been the Division of Intercollegiate Athletics' business manager since 1986. He is responsible for the UI's courtesy car and insurance programs, in addition to managing the DIA business office and handling the financial reporting.

A native of Bement, Ill., Tracy is a 1982 graduate of Illinois College in



Jacksonville. He previously held positions with Springfield (Ill.) Memorial Medical Center and at Mercy Hospital in Urbana.

He and his wife, Molly, reside in Bement.



**Leo Ward, C.S.C.S.**  
*Strength Coach*

Leo Ward is in his fifth year as strength and conditioning coach for the Division of Intercollegiate Athletics. Now in his 27th year of coaching and strength training, the Pittsburgh, Pa., native is responsible for designing strength, conditioning and rehabilitation training regimens for the Fighting Illini football, volleyball, gymnastics, women's basketball and men's tennis teams.

Ward is a 1964 graduate of Western New Mexico University where he competed in football and track. In 1970 he received a master's degree in education from Penn State University. While at Penn State he served as a graduate assistant for the Nittany Lions. Additionally, Ward has three years experience at Gettysburg College as a football/track and strength coach, and 18 years experience at the high school level.

Ward and his wife, Nancy, have two daughters, and reside in Champaign.



**Kevin Wold**  
*Strength Coach*

Kevin Wold was named strength coach at the University of Illinois August 1, 1990. The Plainfield, Ill. native begins his second season of working with men's basketball, men's and women's golf, women's tennis, wrestling, baseball, men's and women's swimming and diving and fencing.

As a graduate from Eastern Illinois University in 1982, Wold received a bachelor of science degree in teaching with a certificate in physical education. He furthered his education with a M.S. in physical education in August 1987 from Eastern.

During his stay in Charleston, Kevin was the strength and conditioning coach for EIU football from July 1984 to July 1989. In September 1989, he was named head wrestling coach, in addition to being a physical education instructor at Vandalia High School.

Wold, 32, is single and resides in Urbana.



**Barb Ward**  
*Food Administrator*

Barb Ward is in her 28th year with the University and 19th year as the Food Administrator responsible for feeding nearly 600 athletes. Ward began as a cook in 1963 under Berdie Patterson and assumed her current role in 1972. She supervises four full-time assistants in meal planning and purchasing.

In addition to feeding the athletes, Ward prepares special meals for various function in the Varsity Room.

She and her husband, Oris, have raised eight children and live in Champaign.



Student Basketball Managers, front row (left to right): Paul Alegnani, John Edgerton, Brett Bils, Mike Broome. Back row: Dana O'Conner, Steven Herr, Jeff Hancock, Mike O'Malley, Joe Chodl, Senior Manager Andrew Haring. Not Pictured Dave Sander.



Secretarial Staff (left to right): Sandra Langley and Dorothy Damewood



# MEET THE 1991-92 FIGHTING ILLINI



# 1991-92 SEASON OUTLOOK



What to do for an encore must be on the mind of Fighting Illini Head Coach **Lou Henson** as he prepares for his 17th season with the Orange and Blue. Despite fielding his youngest team in a decade at Illinois, Henson guided the Fighting Illini to a tie for third place in the Big Ten, after most college basketball observers had picked the team to finish eighth. Along the way, Illinois led the Big Ten in rebounding and extended its streak of upper division Big Ten finishes to nine (the longest in the league currently), its streak of plus-.500 Big Ten seasons to 11 (also the longest in the conference right now), and its streak of 20-plus victory seasons to nine, the longest skein ever among Big Ten teams. Though the Fighting Illini were restricted from postseason competition, they proved that they were an NCAA Tournament quality team for the ninth year in a row.

Can Henson work his magic again this season? If he does, it will have to be without the services of not only last year's co-captains and co-MVP's, Andy Kpedi and Larry Smith, but also without leading scorer Andy Kaufmann. Besides being the team's inspirational leader in 1990-91, Kpedi was the squad's top inside defensive player and most effective rebounder, minute-for-minute. Smith was the Big Ten's no. 2 man in assists (4.9 per Big Ten game) last season, by far the Illinois leader (144 assists for the season), and was the league's second-leading rebounding guard (5.8 per game). The loss of senior-to-be Kaufmann was a late, unexpected development after the 6-foot-6-inch forward fell short of academic requirements for eligibility this term. Kaufmann, who came within eight points of the Illinois single season scoring record last year, is expected to return to the team next season.

This will be the first season in at least 50 years that the Fighting Illini



Deon Thomas is Illinois' top-returning rebounder

have not had a senior letterman on the team. Although they also don't have a single three-year letterman (for the first time since 1987-88), they do have slightly more experience than last year's team. Players on this year's squad have earned a total of eight varsity letters, compared with just seven for the "Young Guns" of 1990-91.

## Frontcourt

Illinois will lean heavily for offensive firepower on returning All-Big Ten forward, **Deon Thomas**, a redshirt sophomore. Thomas, who played at Simeon High School in Chicago, more than lived up to his expecta-

tions as a first year player in 1990-91. He was Illinois' top field goal shooter among the regulars (.577, good for third in the Big Ten), and set an Illinois record for points scored by a freshman (452). Using his soft touch from close and medium range, he scored in double figures in 26 of his 30 games, and led the team in rebounding (6.8 rpg) while posting five double-doubles (double figures in both points and rebounds). Thomas will be used in much the same role as he was last year, but will be expected to become a stronger rebounder with Kpedi gone.

**Henson on Thomas:** "When Deon fractured his wrist working out last spring (April 23), it really





**"We're a team once again that has no true post man, so we'll continue to use a motion offense, with a couple of our inside players flashing in an out of the post area. We don't even have any prototype power forwards.**

**Physically, our team won't intimidate anyone, but we'll attempt to lead the Big Ten in rebounding, just like we did last year - with an all-out team effort."**

Illinois Coach Lou Henson

that the two could split time based on game situations, opponents and other variables.

**Henson on Pierce:** "Scott showed our staff some great qualities as a freshman. He wasn't afraid to work, and he wouldn't back down against some pretty tough inside people in the Big Ten. He needs to get stronger in the offseason, and his experience with the Big Ten players' tour of Scandinavia this summer should be very positive."

**Henson on Michael:** "Tom is another key player for us this year. Though he hasn't shown it that much in game situations, he is an outstanding long-range shooter. I feel confident that he'll get untracked this year, and that will

*certainly help our team. Tom needs to improve his rebounding and defense. The degree to which he can accomplish this will have a lot to do with how successful Illinois will be in 1991-92."*

With just nine players on scholarship this season, freshmen **Robert Bennett** and **Marc Davidson** stand a chance of picking up some meaningful playing time in their first year. Both stand about 6-6 1/2 tall, and both are accomplished rebounders and scorers, characteristics, which certainly caught the eyes of the Illinois coaching staff.

**Henson on Bennett:** "Robert is a good scorer from 15 feet and inside; he averaged about 23 points per ball game last year at Julian High School (Chicago). But


*was a blow to our team. He had a tremendous freshman year for us, but increasing his physical strength and endurance is a key to our team's success this year. Fortunately, Deon had been through adversity before and had overcome it with good concentration and hard work. We think he'll be a major factor in Big Ten basketball this winter."*

Two 6-8 players, **Scott Pierce** and **Tom Michael**, should vie for the starter's role at the other forward position. Both have logged about the same number of minutes of playing time in their first college season, but Michael may have an experience edge because of his redshirt season in 1989-90. Their other stats are also similar: Pierce averaged 4.4 points per game and 3.1 rebounds per game, while Michael averaged 4.2 ppg and 2.7 rpg. Pierce, the only Fighting Illini player from outside the state (Eules, Tex.), is regarded as the stronger inside player of the two, while Michael presents more of an outside threat, so it is very possible



Brooks Taylor will be a key player in the backcourt.

MEET THE 1991-92  
FIGHTING ILLINI



Rennie Clemons returns at point guard for Illinois.

*what sets him apart is that he is an exceptionally quick jumper. Talmadge Milan has done a great job teaching him the fundamentals; we're really looking forward to working with Robert."*

**Henson on Davidson:** *"Any time you are the son of a coach (Marc's father, Don is athletic director and basketball coach at Aurora Christian), you have certain advantages, or at least opportunities. You are likely to understand the game just a little better, and you tend to learn things earlier, just having been around the game for a longer period of time. Marc knows the game, and he is a versatile player. He can play just about any position on the court. He is an excellent shooter, ballhandler and rebounder, and is comfortable both inside and outside. Like Robert Bennett, I think he has the skills to really contribute this season."*

## Backcourt

Sophomore Rennie Clemons

---

**"We'll sorely miss the presence of Larry Smith at the point. He did a tremendous job down the stretch of our Final Four season. His experience really helped to hold us together last year. But we're optimistic about our guard play this season. We're young, without a doubt, but we have more than adequate talent, and I think it will start to show as we near the start of the Big Ten season."**

Illinois Coach Lou Henson

---

would appear to be Henson's choice to start at point guard. The Springfield Calvary High School product made the tough adjustment from prep to Big Ten basketball last season, and, for the most part, looked good doing it. Clemons

logged 835 minutes (third behind Andy Kaufmann and Deon Thomas), the most by an Illinois true freshman since Bruce Douglas and Efrem Winters played 1,016 and 977 minutes in 1982-83.

**Henson on Clemons:** *"Rennie is one of the best I've ever coached at penetrating with the basketball. Even though last year he just went to his right and the opponents knew it, he could still manage to score or dish off successfully most of the time. He's a better outside shooter than many people realize. If he takes more perimeter shots this season and meets with some success, that added dimension to his game should make him even tougher to stop."*

**Brooks Taylor** has played both point guard and the second guard position during his first two seasons at Illinois, and is likely to be asked to do so again in this his junior campaign. If Clemons continues to be effective at point guard, the Taylor would probably be used at the point in spot situations. Taylor is expected to be in the thick of the competition at the other backcourt spot, along with Tim Geers and T.J. Wheeler.

**Henson on Taylor:** *"Brooks has been effective for us as a ball handler and defensive player for the past two years, and I see him playing more minutes this year. If he can increase his offensive production, he stands a good chance at starting quite a few ball games on the wing (the second guard position)."*

**Tim Geers**, who like Taylor prepped at DeLaSalle High School in Chicago, can play either the forward or guard/wing position. He has played sparingly in his first two seasons at Illinois, but could vie for time at either spot.

**Henson on Geers:** *"Tim is a good scorer; he can hit the three-point shot. He can also handle the ball. He really needs to work on his*





defensive game. If he can make some improvement in this area, we'll be able to use him more."


Sophomore **T.J. Wheeler** is expected to provide some scoring punch when he is in the lineup at the second guard position. He missed the second semester of last season due to academic difficulties, but was able to practice with the team. The Buckner, Ill., product should also be a help under the boards.

**Henson on Wheeler:** "There were times late last season that it would have helped us to have T.J. available to play. It would have been easy for him to slow down and not practice hard since he couldn't play in the games, but he didn't. He took advantage of the time, getting his academics in order and worked diligently to help himself and the team get better. We're glad to have him available again. He is an aggressive player. He shoots the three-point shot well, he goes to the boards tough, and he's one of our best defensive players."

## The Schedule

If Henson's troops are to achieve their goals of winning 20 games and getting back to post-season competition this season, they'll have to hit the ground running in late November. With no exhibition games (due to NCAA restrictions) for rehearsal, and just 28 regular season contests, it leaves very little margin for error. Of their 19 opponents, nine played in the NCAA Tournament in 1991.

"This will be another tough season for us," Henson said. "We are still short in numbers (just nine scholarship players), but we're rounding the corner. Our young players are starting to gain some maturity, and we've got a shot at



Lou Henson and his staff annually face one of the nation's toughest schedules.

**"I feel that, year-in and year-out, we play one of the toughest schedules in the country, and this year is no exception. It starts with one of the better non-conference schedules of any Big Ten team, with teams like Penn State, Temple, Missouri and Connecticut, and the double round-robin Big Ten schedule speaks for itself."**

Illinois Coach Lou Henson

another upper division finish in the Big Ten and a trip to a postseason tournament. I think those are realistic goals for this team."


## A Quick Look at the Fighting Illini

**Starters Returning:** (2) Deon Thomas, 6-9, redshirt So., 15.1 points per game, 6.8 rebounds per game, 0.6 assists per game; Rennie Clemons, 6-0, So., 8.5 ppg, 3.2 rpg, 3.1 apg.

**Lettermen Returning:** (6) Deon Thomas; Rennie Clemons; Tim Geers, 6-5, Jr., 1.9 ppg, 0.8 rpg, 0.4 apg; Tom Michael, 6-8, redshirt So., 4.2 ppg, 2.7 rpg, 1.0 apg; Brooks Taylor, 6-4, Jr., 2.1 ppg, 2.0 rpg, 1.0 apg; Scott Pierce, 6-8, So., 4.4 ppg, 3.1 rpg, 0.6 apg.

**Incoming Recruits:** (2) Robert Bennett, 6-7, 190, Forward, Chicago, Ill. (Julian H.S.), 23.0 ppg, 13.0 rpg, 3.0 blocks per game as a high school senior; Marc Davidson, 6-7, 215, Forward, Minooka, Ill. (Aurora Christian H.S.), 25.6 ppg, 13.4 rpg, 5.5 apg as a high school senior.

# ROBERT BENNETT



# 30

6-6, 196, Freshman  
Chicago, Ill. (Julian)  
Forward  
Born: 12/24/73

## **BENNETT FACT**

Robert won the Slam Dunk Competition at the 1990 Boston Shootout, in which the top players from various major cities around the nation play in a round-robin tournament.

## **AT ILLINOIS**

**1991-92:** Expected to see plenty of action this season at both forward positions. Is a proficient jump shooter at medium range, and is an exceptionally quick leaper.

## **HIGH SCHOOL**

Averaged 23 ppg, 13 rpg, and three blocks per game last season as a senior...Was



named the MVP in the Blue-South Division of the Chicago Public League.

## **PERSONAL**

Majoring in advertising... Attended the same high school as former Fighting Illini football standout Howard Griffith...Favorite basketball player is Charles Barkley of the Philadelphia 76ers because of his great emotion and intensity on the court...Biggest thrill in sports was leading his Julian High School team to an undefeated conference record in the Chicago Public League Blue-South Division in 1991...Son of Bruce Millner and Brenda Bennett.



# RENNIE CLEMONS



# 11

6-0, 186, Sophomore  
Springfield, Ill. (Calvary)  
Guard  
Born: 12/11/72



## CLEMONS FACT

Rennie logged 835 minutes of playing time last season, the most for a true freshman at Illinois since Bruce Douglas and Efrem Winters played 1,016 and 977 minutes, respectively, in 1982-83.

## AT ILLINOIS

**1991-92:** Has the inside track to start once again at the point guard position...Will be counted upon this season for more scoring, both from the outside, and from the inside off penetration.

**1990-91:** Stepped in immediately at point guard, starting all but three games during the year...Showed exceptional leaping ability and quickness in taking the ball to the basket...Scored his career-

high 19 points in the upset win over Louisiana State Dec. 22; included was a flying lay-up over 7-foot-1-inch All-America center Shaquille O'Neal...Tallied 17 points in Illinois' Jan. 17 game with Michigan State...Off-balance, double-pump shot and subsequent free throw with 3.2 seconds remaining in the game gave the Fighting Illini a 67-66 win over Minnesota in Champaign Jan. 10...Also had a career-high and team season-high five steals in that game...Dished out a career-high (and team season-high) 12 assists against Oregon State Dec. 7, and was named to the all-tournament team at the 12th Annual Illini Classic...Was third in the voting for Big Ten Freshman of the Year in both the coach and media polls...Played 835 minutes, third on the team behind Andy Kaufmann and Deon Thomas...Led Illinois in three-point shooting accuracy with a .444 mark.

## STATS FOR RENNIE CLEMONS

Season	G-GS	FGM-A/FG%	3PM-A/3P%	FTM-A/FT%	REB AVG	PF-D	PTS/AVG	A	TO	BK	ST	MIN AVG
1990-91	31-28	90-202/.446	8-18/.444	76-121/.628	99/3.2	84-3	264/8.5	96	88	7	43	835/26.9

## HIGH SCHOOL

Averaged 30.3 points per game, 6.5 rebounds, 6.1 assists, and shot 56 percent from the field during his senior year...Led Calvary to No. 1 rankings during the season in each of his two final seasons at Calvary...Sixth-highest scorer in IHSA history...Started every game in his high school career (111 games)...Chicago *Sun-Times* Class A Player of the Year in junior and senior seasons...1990 McDonald's All-American.

## PERSONAL

High school coach was Jim Drew...Nicknamed "M C Ren" by former Illini guard

Larry Smith... Enrolled in Liberal Arts and Sciences...Admires Isiah Thomas for his talent and positive influence...Biggest sports thrill is playing for the Fighting Illini...Grew up admiring former Fighting Illini guard Larry Smith...Admires his mother and grandmother because of their influence on his athletic career... Son of Lish Johnson and Sandra Clemons.

## CAREER HIGHS

**Points** - 19 (12/22/91 vs. LSU); **Field Goals** - 7 twice (2/2/91 vs. Wisconsin and 3/6/91 at Wisconsin); **Free Throws** - 9 (12/22/90 vs. LSU); **Rebounds** - 7 (12/29/90 vs. Illinois-Chicago); **Assists** - 12 (12/7/90 vs. Oregon State); **Steals** - 5 (1/10/91 vs. Minnesota); **Blocks** - 2 (11/23/90 at American of Puerto Rico)

MEET THE 1991-92  
FIGHTING ILLINI

# MARC DAVIDSON



# 23

6-6, 216, Freshman  
Minooka, Ill. (Aurora Christian)  
Forward  
Born: 3/1/73

## DAVIDSON FACT

For the past three summers, Marc has risen daily at 4:30 a.m. to milk as many as 50 cows at a farm near Yorkville, Ill.

## AT ILLINOIS

1991-92: Should see a significant amount of playing time at both forward spots and possibly off-guard...Has exceptional versatility, being able to play both inside and outside...Is a very intelligent player with good fundamental shooting, ball-handling and rebounding skills.

## HIGH SCHOOL

Named to the Class A All-State Team in his sophomore, junior and senior seasons...Led Aurora Christian to a fourth-place finish in the IHSA State Tournament during his junior




year...All-time leading rebounder in IHSA Class A history...In addition to basketball, lettered four times in baseball.

## PERSONAL

Physical education major...Father, Donald, is head basketball coach and athletic director at Aurora Christian...Father also starred in basketball at Illinois Wesleyan...Wants to follow in his father's footsteps and become a coach after college...Favorite athlete is Larry Bird because he has made the most of his abilities...Son of Donald and Stephanie Davidson.



# TIM GEERS



# 3

6-5, 200, Junior  
Chicago, Ill. (DeLaSalle)  
Guard/Forward  
Born: 3/5/71



### GEERS FACT

Tim and UI teammate Brooks Taylor played together at Chicago DeLaSalle High School.

### AT ILLINOIS

**1991-92:** With Illinois having such a young team this season, Geers will be counted upon for his experience in the Henson system, even though he hasn't played a lot of minutes...With improvement defensively, could see significantly more playing time this year.

**1990-91:** Had his best game of the season against Oregon State in the Illini Classic, Dec. 7 (nine points) and against Nebraska in the San Juan Shootout Nov. 24 (six points, four rebounds) ...Saw his most action of the season at home against Purdue Jan. 5 (19 minutes)...Played sparingly in February and March, with eight minutes against Northwestern Feb. 4, and one minute each in the Minnesota game Feb. 10, against Ohio State Feb. 20, and at Northwestern March 2.

**1989-90:** Scored four points, grabbed three rebounds, had two assists, and a thrilling slam dunk against Indiana State...Scored eight points and collected two rebounds vs. Grambling...Only had four turnovers while playing more than five minutes per game...Saw action in 20 games.

### HIGH SCHOOL

Averaged 15 points and five rebounds per game in 1988-9. Was named Catholic League Co-MVP as a senior... Was named first team all-state by AP and UPI...Teamed with fellow Fighting Illini Brooks Taylor to lead the Meteors to a +2-9 record their final two seasons.

### PERSONAL

Favorite athlete is Chicago Bulls' superstar Michael Jordan...Major is Liberal Arts...High school coach was Jim Tracy...Enjoys going to the movies, playing Nintendo, and watching the Chicago

White Sox play...Lists his dunk, his first as a college player, against Indiana State as his biggest sports thrill...Son of Bernard and Helen Geers

### CAREER HIGHS

**Points** - 8 (12/29/89 vs. Grambling) **Field Goals** - 3 (12/29/89 vs. Grambling); **Free Throws** - 6 (12/7/90 vs. Oregon State); **Rebounds** - 4 (12/24/90 vs. Nebraska at San Juan Shootout); **Assists** - 3 (3/4/90 vs. Iowa); **Steals** - 2 (12/29/90 at Memphis State); **Blocks** - 1 four times (most recently 2/4/91 vs. Northwestern)

### STATS FOR TIM GEERS

Season	GP-GS	FGM-A FG%	3PM-A 3P%	FTM-A FT%	REB AVG	PF-D	PTS AVG	A	TO	BK	ST	MIN AVG
1989-90	20-0	11-29/.379	0-2/.000	11-21/.524	19/1.0	9-0	33/1.7	9	4	1	5	103.5.2
1990-91	22-0	10-29/.345	5-16/.333	16-19/.842	18/0.8	11-0	41/1.9	8	10	4	5	123.5.6
TOTALS:	42-0	21-58/.362	5-18/.278	27-40/.675	37/1.1	20-0	74/1.8	17	14	5	10	226.5.4


MEET THE 1991-92 FIGHTING ILLINI

# TOM MICHAEL



# 32

6-8, 215, Sophomore (redshirt)  
Hoffman, Ill. (Carlyle)  
Forward  
Born: 3/1/71



## MICHAEL FACT

Tom's Carlyle High School team won the IHSA Class A state championship in 1989.

## AT ILLINOIS

**1991-92:** Has built up physically, and will be looked to for both scoring and rebounding in the absence of Andy Kpedi and Andy Kaufmann.

**1990-91:** Played extensively at small and power forward positions, giving punch off the bench mostly with long-range shooting...Started the season in strong fashion scoring in double figures in five of the first six games, including a career-high 19 points in the season's third game, a win over Old Dominion at the San Juan Shootout...Corralled nine rebounds in the Dec. 3 victory over Wisconsin-Milwaukee, in addition to scoring 10 points...Was second on team in three-point shooting percentage, converting 41 percent of his attempts...Appeared in all of Illinois' 31 games.

**1989-90:** Sat out the season as a redshirt.

## HIGH SCHOOL

Averaged 25 points and 10 rebounds per game while leading the Indians to the 1989 Illinois Class A state championship...Was a first team all-state selection as a junior

and senior, and was the MVP of the Illinois Basketball Coaches Association Class A All-Star Game...Was the MVP of the Cahokia Conference as a junior and senior...Named Metro East Class A Player of the Year by the *Belleville News-Democrat* as a junior and senior.

## PERSONAL

Married to Shana and has one son, Nicholas...Worked at his parents' lumber company over the summer, as well as participated in the Prairie State Games...Favorite athlete is Magic Johnson because he makes himself successful on and off the basketball court...Enjoys playing golf and collecting baseball and basketball cards...Majoring in speech communications. Biggest sports thrill was winning the state championship as a senior...High school coach was Brad Weathers...Son of Bob and Sheila Michael

## CAREER HIGHS

**Points** - 19 (12/25/90 vs. Old Dominion at San Juan Shootout); **Field Goals** - 8 (12/25/90 vs. Old Dominion at San Juan Shootout); **Free Throws** - 3 (12/1/90 vs. Eastern Illinois); **Rebounds** - 7 (1/26/91 at Michigan); **Assists** - (12/5/90 at Penn State); **Steals** - 3 (11/25/90 vs. Old Dominion at San Juan Shootout); **Blocks** - 3 (11/25/90 vs. Old Dominion at San Juan Shootout)

## STATS FOR TOM MICHAEL

Season	G-GS	FGM-A FG%	3PM-A/3P%	FTM-A/FT%	REB/AVG	PF-D	PTS/AVG	A	TO	BK	ST	MIN/AVG
1990-91	31-6	49-115/ 426	18-44/ 409	15-32/ 469	84/2.7	47-0	131/4.2	31	30	10	17	515/16.6





# SCOTT PIERCE



# 21

6-8, 202, Sophomore  
Euless, Texas (Trinity)  
Forward  
Born: 12/30/71



### PIERCE FACT

Is the only out-of-state player on the 1991-92 Illinois basketball roster.

### AT ILLINOIS

**1991-92:** Will likely start at a power forward position...Benefitted from a nine-game tour with the Big Ten men's basketball all-stars through Scandinavia in August...Started two of those nine games, and tallied 36 total points, including two three-point goals.

**1990-91:** Was an effective boost for the Fighting Illini coming in off the bench to play both power forward and some center, averaging 16.5 minutes per game...Shot

selection and tenacity against bigger opponents made him a reliable player...Was second among regulars in both field goal percentage (.500) and free throw percentage (.745)...Scored in double figures three times...Attained career-high 14 points in his first game as a college player vs. American-Puerto Rico in the San Juan Shootout, and equalled that amount against Oregon State Dec. 7 in the Illini Classic, a game in which he was 10-of-10 from the free throw line...Scored 10 points and grabbed career-high eight rebounds in Illinois' victory over Arkansas-Little Rock...Also grabbed eight rebounds in the 94-74 UI win at Minnesota Feb. 10...Played in all 31 of Illinois' games, starting at home vs. Ohio State and at Iowa.

### HIGH SCHOOL

Averaged 20 points and 12 rebounds per game during his senior year...Was chosen district Sophomore of the Year after collecting 12 points and 12 rebounds per game in 1987-88...Played in the Texas High School All-Star Game... Holds school record for most blocked shots in a season with 93.

### PERSONAL

Enjoys golfing, fishing, and hunting...Admires Reggie White of the Philadelphia Eagles for his positive influence on and off the field. Father played basketball at North Texas State University...Has worked at Don Moyer's Boy's Club in

past summers...Son of Randy Pierce and Judy Oullet.

### CAREER HIGHS

**Points** - 14 (11/23/90 vs. American-Puerto Rico at San Juan Shootout); **Field Goals** - 6 (11/23/90 vs. American-Puerto Rico at San Juan Shootout); **Free Throws** - 10 (12/7/90 vs. Oregon State); **Rebounds** - 8 (12/15/90 vs. Arkansas-Little Rock); **Assists** - 3 (3/6/91 at Wisconsin); **Steals** - 2 three times (most recently 2/20/91 vs. Ohio State); **Blocks** - 1 seven times (most recently 3/10/91 vs. Indiana)

### STATS FOR SCOTT PIERCE

Season	G-GS	FGM-A FG%	3PM-A 3P%	FTM-A FT%	REB.AVG	PF-D	PTS.AVG	A TO	BK	ST	MIN.AVG
1991-91	31-2	50-100/500	0-1/000	35-47/745	96/3.1	72-2	135/4.4	18 29	7	11	510/16.5


MEET THE 1991-92 FIGHTING ILLINI

# BROOKS TAYLOR



# 4

6-4, 185, Junior  
Chicago, Ill. (DeLaSalle)  
Guard  
Born: 3/13/71



## TAYLOR FACT

Brooks played one-on-one against Chicago Bulls superstar Michael Jordan when he was in ninth grade.

## AT ILLINOIS

**1991-92:** Should be in the thick of the competition for the second guard position, but will also see some time at the point guard spot...Defensive skills could be factor that earns playing time for him  
**1990-91:** Played sparingly during the first two months of the season, but saw his minutes increase dramatically in February and March...

Started the first game of his collegiate career at Iowa Feb. 23, when he logged a career-high 34 minutes, scored two points, grabbed five rebounds, dished out three assists, and had two steals...Had five steals at Michigan Feb. 28, tying him for tops in that category on the team with Rennie Clemons.

**1989-90:** Gained valuable experience playing under one of the finest backcourt tandems in Illinois basketball history in Kendall Gill and Steve Bardo...Played the most games and scored the most points of any of the three freshman that year...Scored two points, collected three rebounds, had three blocks, and two steals in Illinois' win over Grambling Dec. 12, 1989 at the Rosemont Horizon in Rosemont, Ill.

## HIGH SCHOOL

Averaged 17 points, five rebounds, and three assists per game as a senior.. Teamed with fellow Fighting Illini Tim Geers to

help the Meteors to a 22-4 record in 1988...Was named to the All-Catholic League team as a senior...Scored 13 points, grabbed nine rebounds, and handed out six assists in the Illinois Basketball Coaches Association North-South All-Star game following his senior season...High school coach was Jim Tracy.

## PERSONAL

Favorite athletes are Michael Jordan, because of his ability to dominate a game, and former Illinois All-America guard Kendall Gill for his determination to be the best...Owns an extensive collection of old basketball games on video tape which

he enjoys watching in his spare time...Brother Steve plays basketball at Carleton College, an NCAA Division III school in Northfield, Minn....Nickname is "Brooklyn"...Grew up with former Fighting Illini All-America Derek Harper as his favorite player...Son of William and Carol Taylor.

## CAREER HIGHS

**Points** - 8 (2/6/91 at Purdue) **Field Goals** - 3 twice (2/6/91 at Purdue and 1/20/90 at Purdue); **Free Throws** - 5 (1/13/90 at Northwestern); **Rebounds** - 7 (11/24/90 vs. Nebraska at San Juan Shootout); **Assists** - 4 (11/25/90 vs. Old Dominion at San Juan Shootout); **Steals** - 5 (2/28/91 vs. Michigan); **Blocks** - 3 (12/29/89 vs. Grambling)


## STATS FOR BROOKS TAYLOR

Season	G-GS	FGM-A FG%	3PM-A 3P%	FTM-A FT%	REB/AVG	PF-D	PTS/AVG	A	TO	BK	ST	MIN/AVG
1989-90	24-0	12-31/.387	0-3/.000	13-20/.650	25/1.0	26-1	37/1.5	24	16	5	10	153/6.4
1990-91	27-1	22-53/.415	1-6/.167	13-28/.464	54/2.0	44-0	58/2.1	28	39	4	27	363/13.4
TOTALS:	51-1	34-84/.405	1-9/.111	26-48/.541	79/1.57	0-1	95/1.9	52	55	9	37	516/10.1





# DEON THOMAS



# 25

6-9, 222, Sophomore (redshirt)  
Chicago, Ill. (Simeon)  
Forward/Center  
Born: 2/24/71



### THOMAS FACT

Deon set the Illinois freshman scoring record last season, tallying 452 points in his first campaign to surpass the mark set by Efrem Winters in 1982-3 (385).

### AT ILLINOIS

1991-92: Should be Illinois' chief offensive threat in the front court this season, but needs to get even stronger under the boards (he led the team in rebounding last season), with Andy Kpedi having graduated...Lost ground in his off-season training program when he fractured his wrist in an informal workout April 23. The wrist was later surgically repaired.

1990-91: Played in all but one game and started 28 games. Scored in double figures in 26 of his 30 games, and tallied double digits in rebounds on six occasions, including a 16-rebound explosion in Illinois' 84-75 victory at Memphis State Dec. 29, a game in which he also scored 28 points; the 16 rebounds marked the second highest single-game total of any Big Ten player during the year...Was a unanimous selection to the all-tournament team in the 12th Annual Illini Classic in December...Posted double-doubles vs. Oregon State, Louisiana State, Memphis State, vs. Michigan (at home), and against Indiana in the season-finale...Was Illinois' top field goal shooter among the regulars, shooting .577...His tip-in from behind the backboard with four seconds remaining in the game Jan. 5 sank Purdue, 63-61 at the Assembly Hall...Sprained his right ankle early in the second half in Illinois' loss at Michigan State Feb. 16 and missed the Ohio State game Feb. 20.

### STATS FOR DEON THOMAS

Season	G-GS	FGM-A/FG%	3PM-A/3P%	FTM-A/FT%	REB AVG	PF-D	PTS AVG	A	TO	BK	ST	MIN AVG
1990-91	30-28	172-298/.577	0-0/.000	108-168/.643	203/6.8	69-1	452/15.1	18	56	54	10	934/31.1

### HIGH SCHOOL

One of the nation's top 10 seniors in 1989...Was named Illinois' Mr. Basketball during his senior campaign...Led the Wolverines to 28 consecutive wins as a senior, averaging 24 points, 12 rebounds, and six blocks per game...Played with current teammate Rennie Clemons in the 1989 McDonald's All-America Game...Named to everyone's all-state team, and most All-America teams...Attended same high school as former Fighting Illini Ervin Small and Nick Anderson.

### PERSONAL

Father, Melvin, is a security guard...Mother's name is

Joanna Johnson...Majoring in political science and plans to go to law school some day...Nickname is "De-Nice"...Favorite athlete is Julius Erving because of his accomplishments on and off the court...Enjoys listening to jazz and watching movies... High school coach was Bob Hambric...Has one son, Dominique... Biggest thrill was playing in the McDonald's All-America Game as a senior in high school.

### CAREER HIGHS

**Points** - 34 (12/3/90 vs. Wisconsin-Milwaukee); **Field Goals** - 13 (12/3/90 vs. Wisconsin-Milwaukee); **Free Throws** - 9 (12/19/90 vs. Missouri); **Rebounds** - 16 (12/29/90 at Memphis State); **Assists** - 2 twice (11/23/90 vs. American-Puerto Rico at San Juan Shootout and 1/19/91 at Ohio State); **Steals** - 2 (11/25/91 vs. Old Dominion at San Juan Shootout); **Blocks** - 5 (3/10/91 vs. Indiana)

MEET THE 1991-92 FIGHTING ILLINI

# T.J. WHEELER



# 44

6-4, 189, Sophomore  
Buckner, Ill. (Christopher)  
Guard  
Born: 2/14/72



### WHEELER FACT

T.J. was a three-time AP all-state selection when he played at Christopher High School.

### AT ILLINOIS

1990-91: Played in 13 games, starting one, before being ruled academically ineligible for the second semester.

### HIGH SCHOOL

Three-time Class A all-state selection...Averaged 32.7 points per game during his senior year...Ranks ninth in IHSA records with double-figure scoring in 54 consecutive games...His 214 career three-point goals rank second in IHSA history, and his 90 games in double-figure scoring rank him fifth...Averaged 25.5 points, 14.9 rebounds, and 7.9 assists per game in his junior season, leading Christopher to a 25-5 record...Ranked as one of the nation's top 100 high school seniors by talent scout Bob Gibbons.

### PERSONAL

A multi-sport athlete in high school, he earned nine varsity letters...Enjoys fishing and golfing...Lists Christopher's

impressive record during his junior year as his favorite sports memory...Favorite athlete is Rex Chapman...Has dedicated this season to his late-best friend, Robert McGhee...Grew up admiring former Illinois standout Stephen Bardo...Son of Tom and Lynda Wheeler.


### CAREER HIGHS

**Points** - 16 (11/25/90 vs. Old Dominion at San Juan Shootout); **Field Goals** - 5 (11/25/90 vs. Old Dominion at San Juan Shootout); **Free Throws** - 5 (11/25/90 vs. Old Dominion at San Juan Shootout); **Rebounds** - 5 (11/25/90 vs. Old Dominion at San Juan Shootout); **Assists** - 4 twice (11/23/90 vs. American-Puerto Rico at San Juan Shootout and 12/15/90 vs. Arkansas-Little Rock); **Steals** - 3 (12/19/90 at Memphis State); **Blocks** - 1 twice (11/25/90 vs. Old Dominion at San Juan Shootout and 12/19/90 vs. Missouri)

### STATS FOR T.J. WHEELER

Season	G-GS	FGM-A/FG%	3PM-A/3P%	FTM-A/FT%	REB/AVG	PF-D	PTS/AVG	A	TO	BK	ST	MIN/AVG
1990-91	13-1	18-38/.474	4-13/.308	19-24/.792	28/2.2	16-0	59/4.5	20	14	2	11	201/15.5





## **Doug Clarida**

**6-0, 173, Senior  
Marion, Ill. (Marion)  
Guard  
Born: 8/25/70**

# 13

Was a two-time letterwinner and an honorable mention all-conference player at Marion High School, where he was coached by Larry Jenkins...Lists his biggest thrill in sports as having helped his team win the South 7 Conference title at Marion...An honor student in finance, he is a member of the Commerce Council and the Finance Club at the U of I...Ambition is to work in corporate financial management or investment banking...Son of Glenn and Rina Clarida.



## **Will Tuttle**

**6-1, 175, Freshman  
Mokena, Ill. (Lincoln Way)  
Guard  
Born: 4/8/73**

# 10

Tuttle helped lead his Lincoln Way High School team to a 24-4 record last season...Scored 22.7 points per game, and averaged 7.8 rebounds and five assists per contest as a senior...Was an All-SICA West Conference selection and received all-state honorable mention...High school coach was Steve Little... Undecided on major...Son of Will, Sr. and Dorothy Tuttle.




## **Mike Duis**

**6-5, 210, Junior  
Crescent City, Ill. (Iroquois)  
Forward  
Born: 10/22/71**

# 23

Transfer student from Parkland College in Champaign, where he lettered twice for the Cobras...Averaged 17.1 points and 6.5 rebounds per game in two campaigns under Parkland coach Coach Tom Cooper; also averaged +6 percent from three-point field goal range... Played for Tom Posey at Iroquois West High School, where his team compiled a 94-16 record in four seasons there... Was also a three time all-conference performer there...Was an honor roll student every semester he was enrolled at both Iroquois West High School and Parkland College...An agricultural economics major, he intends to join his father on the family farm operation after he graduates...Son of John Duis.



## **Matt Williams**

**6-4, 175, Freshman  
Libertyville, Ill. (Libertyville)  
Guard  
Born: 6/10/73**

# 14

Led his Libertyville High School team to the semifinals of the IHSA Class AA Tournament, where he was the tourney's second-leading scorer...Averaged 18 points per game as a senior at LHS, and hit at an 80 percent clip from the free throw line and +3 percent from three-point range... Lettered twice in both basketball and baseball at Libertyville... A history major, Williams plans to enroll in graduate school following his graduation from Illinois...Son of Lawrence and Theresa Williams.




## **Matt Schnaderbeck**


**6-5, 190, Senior  
Des Plaines, Ill.  
(Maine West)  
Forward  
Born: 2/10/70**

# 50

Schnaderbeck returns for his fourth season in the Fighting Illini basketball program...Has seen limited action as a non-scholarship player, but lists his biggest sports thrill as scoring his first basket in college against Minnesota last season...A chemistry major, he has worked in chemical research in the summers during college...Plans to pursue a doctorate after graduation...Son of John and Elizabeth Schnaderbeck.




Tom Michael is projected as a starter for the Fighting Illini this season.



The Fighting Illini hope to capture another Illini Classic title in 1991.


A trip to Scandinavia with the Big Ten All-Star squad should help improve Scott Pierce's game in 1991-92



T.J. Wheeler will be counted on for his three-point shooting and tough defense.



# THE OPPONENTS



NCAA



Monday, Nov. 25 at Champaign

## PERTINENT FACTS

**President:** Dr. Joab Thomas  
**Enrollment:** 30,500  
**Arena/Capacity:** Recreation Building/6,846  
**Nickname:** Nittany Lions  
**Colors:** Blue & White  
**Conference:** Independent  
**Athletic Director:** James I. Tarman  
**Athletic Department Phone:** (814) 865-1086  
**Sports Information Mailing Address:**  
 234 Recreation Building  
 University Park, PA 16802  
**Telephone:** (814) 865-1757  
**Fax:** (814) 863-3165  
**Pressbox Phone:** (814) 863-3516  
**Sports Information Director/Home Phone:**  
 L. Budd Thalman/(814) 863-2009  
**Men's Basketball Contact/Home Phone:**  
 Jeff Brewer/(814) 231-2009



**Head Coach:**  
Bruce Parkhill



**Athletic Director:**  
James I. Tarman



**Sports Information Director:**  
L. Budd Thalman

## NITTANY LIONS BASKETBALL STAFF

**Head Coach:** Bruce Parkhill (Lock Haven '71)  
**Collegiate Coaching Record:** 208-191 (14 seasons)  
**Record at Penn State:** 119-116 (8 seasons)  
**Assistant Coaches:** Jerry Dunn (George Mason '80), Ed DeChellis (Penn State '82), Dave Siepert (Muhlenberg '86), Rodney Henderson (Penn State '90)  
**Basketball Office Telephone:** (814) 856-5494  
**Best Opportunity to Reach Head Coach:** Through Sports Information Office

## PSU SCOUTING REPORT

**Outlook:** This is a transition year for the Nittany Lion basketball program. They will be playing as an independent this year, since last season was their last in the Atlantic 10 Conference, and next season will be their first in the Big Ten Conference. In 1991-92, Penn State will be looking for its fourth straight 20-win season and a return trip to the NCAA Tournament. James Barnes, a 1,000-point scorer for the Lions, has graduated, as has last year's top substitute up front, C.J. Johnson, but four starters return to the Penn State lineup. Three of those returning starters are seniors, guards Freddie Barnes and Monroe Brown, and center Dave Degutz, all of whom have appeared in all 98 games the team has played since their arrival at PSU. Junior DeRon Hayes, a first team All-Atlantic 10 selection last year, should hold down the small forward spot. The leading candidate to start at power forward, James Barnes' spot is sophomore Elton Carter, who appeared in 28 games and scored 46 points last year.

**Starters Returning/Lost:** 4/1  
**Lettermen Returning/Lost:** 9/5

## Illinois returnees vs. Penn State

	G	GS	PPG	RPG	APG	Best Performance
R. Clemons	1/0	3.0	2.0	0.0	3 pts., 2 reb. at Univ. Park, 12/5/90	
T. Michael	1/1	5.0	5.0	4.0	5 pts., 5 reb., 4 ast. at Univ. Park, 12/5/90	
S. Pierce	1/0	5.0	3.0	0.0	5 pts., 3 reb. at Univ. Park, 12/5/90	
B. Taylor	1/0	2.0	0.0	0.0	2 pts. at Univ. Park, 12/5/90	
D. Thomas	1/1	14.0	3.0	1.0	14 pts., 3 reb., 1 ast. at Univ. Park, 12/5/90	
T.J. Wheeler	1/0	0.0	2.0	0.0	2 reb. at Univ. Park, 12/5/90	

## All-Time Series Scores

Date	Ill.	PSU
12/5/90	-68	78

\* at Illinois - Illinois loss + overtime

## Penn State Roster

Player	Ht.	Wt.	Yr.	Pos.	Hometown	1990-91 Stats (ppg/rpg/apg)
*** Freddie Barnes+	6-0	170	Sr.	G	Greenboro, N.C.	(12.4/3.4/4.8)
Greg Bartram	6-4	183	Fr.	G	Champanville, W.Va.	(19.0/7.0/NA)
*** Monroe Brown+	6-3	190	Sr.	G	Aberdeen, Md.	(9.8/3.6/4.7)
** Eric Carr	6-6	200	Jr.	F	Ft. Benning, Ga.	(0.8/1.2/0.2)
* Elton Carter	6-7	220	So.	F	Detroit, Mich.	(1.6/1.0/0.0)
*** Dave Degutz+	6-9	225	Sr.	F/C	Clearwater, Fla.	(9.3/4.6/0.7)
** Jon Dietz	6-8	208	Jr.	F	Walcott, La.	(2.9/1.1/0.2)
Matt Gaudio	6-7	225	Fr.	F	Follansbee, W.Va.	(24.2/13.4/NA)
** DeRon Hayes+	6-6	215	Jr.	F	Lakeland, Fla.	(15.0/4.8/2.1)
** Michael Jennings	6-5	180	Jr.	G	Severna Park, Md.	(3.8/1.2/0.9)
Michael Joseph	6-10	225	Fr.	C	Oldsmar, Fla.	(17.1/14.0/NA)
Dan McKenna	6-11	220	Fr.	C	Flemington, N.J.	(17.4/11.0/NA)
Danovan Williams	6-1	165	Fr.	G	Orlando, Fla.	(19.1/NA/4.1)
Steve Wydman	6-2	165	So.	G	Dallas, Tex.	(not available)

+ returning starter \* letters earned & player has redshirted

## 1991-92 Schedule

(1990-91: 21-11 overall; 10-8 Atlantic 10, 3rd place (t))

Month	Date	Opponent	Location
November	3	MARATHON OIL	21 at Butler
	11	CUBAN NATIONAL TEAM	25 vs. Pennsylvania (at Hersheypark Arena)
	25	at Illinois	27 TOLEDO
	27	BUFFALO	
December	2	at American	February 1 MARYLAND-BALTIMORE
	6-7	at First Bank Classic (Milwaukee, Wisc.)	3 DUQUESNE
	14	BOWLING GREEN	5 at Old Dominion
	18	vs. Drexel (at the Palestra)	9 vs. Temple (at Hersheypark Arena)
	21	vs. Georgia (at the Omni)	11 BUTLER
	27 & 29	at Palm Beach Classic	17 at Maryland-Baltimore County
January	2	at Ohio State	20 LAFAYETTE
	8	at James Madison	24 OLD DOMINION
	11	MORGAN STATE	March 2 AMERICAN
	13	BROWN	
	16	at Marshall	
	18	MIAMI (Ohio)	

## SERIES HISTORY VS. ILLINOIS

Games: 1      Illinois Wins: 0      Penn State Wins: 1  
 At Illinois: 0-0  
 At Penn State: Illinois 0, Penn State 1  
 At Neutral Sites: 0-0  
 Lou Henson's Record vs. Penn State While Coaching at Illinois: 0-1  
 Bruce Parkhill's Record vs. Illinois While Coaching at Penn State: 1-0  
 Illinois' largest winning margin: NA  
 Penn State's largest winning margin: 10, Dec. 5, 1990 at Univ. Park, 78-68



# NORTHEAST LOUISIANA



Saturday, Nov. 30 at Champaign

## PERTINENT FACTS

President: Lawson Swearingen (Northeast Louisiana '66)

Enrollment: 10,686

Arena/Capacity: Ewing Coliseum/8,000

Nickname: Indians

Colors: Maroon & Gold

Conference: Southland Athletic

Department Phone: (318) 342-5460

Sports Information Mailing Address:

SID Office Malone Stadium

NLU Station

Monroe, LA 71209

Telephone: (318) 342-5460

Fax: (318) 342-5464

Pressbox Phone: (318) 342-5480

Sports Information Director/Home Phone: Bob Anderson/(318) 343-2343

Men's Basketball Contact/Home Phone: Bob Anderson/(318) 343-2343



Head Coach:  
Mike Vining



Athletic Director:  
Benny Hollis



Sports Information  
Director:  
Bob Anderson

## Northeast Louisiana Roster

Player	Ht.	Wt.	Yr.	Pos.	Hometown	1990-91 Stats (ppg/rpg/apg)
Fard "Fly" Ahmad	5-7	145	Jr.	G	Auburn, Ala.	(16.4/NA/5.6)
Terrance Braggs	6-5	200	Fr.	F	Monroe, La.	(17.4/6.8/3.2)
* Scott Byrd	6-8	225	Sr.	C	Laurel, Miss.	(15/1.0/NA)
Darrik Clark	5-11	150	Jr.	G	Baker, La.	(0.9/0.6/0.4)
Bryan Comeaux	6-1	180	So.	G	Opelousas, La.	(0.4/NA/0.2)
Louis Davis	6-2	190	Jr.	G	Natchez, Miss.	(16.5/4.7/3.7)
* Todd Enloe	6-4	180	Jr.	F	Saline, La.	(0.9/0.6/0.3)
Maurice Hurst	6-1	175	Fr.	G	Jackson, Miss.	(18.0/NA/9.0)
** Chad Jacobs+	6-4	216	Sr.	F	Gonzales, La.	(9.6/3.0/NA)
Keith Johnson	6-1	195	Jr.	G	New Orleans, La.	(18.3/5.6/4.5)
Marvin Kelly&	6-6	220	Jr.	C-F	Jackson, Miss.	(not available)
* Antoine Marshall	6-3	190	Sr.	G	Washington, D.C.	(1.8/0.6/0.5)
Jeff Murray&	6-10	205	Jr.	C	Haysville, Kan.	(1.6/1.6/NA)
* Rodney Redmond	6-0	175	Sr.	G	Marks, Miss.	(4.1/NA/2.4)
* Anthony Smith	6-8	198	So.	F	Plaquemine, La.	(3.8/NA/NA)
Ryan Stuart	6-4	200	Jr.	F	Freeport, Bahamas	(not available)
* Charles Williams	6-4	190	So.	F-G	Jeanerette, La.	(2.2/1.5/NA)

+ returning starter \* letters earned & player has redshirted

## 1991-92 Schedule

(1990-91: 25-8 overall; 13-1 Southland Conference, 1st place)

Month	Date	Opponent
November	12	ASKER NORWAY CLUB
	18	SPITIT EXPRESS
	22	at Louisiana State
	25	LeTOURNEAU COLLEGE
	30	at Illinois
December	2	BELHAVEN
	9	BAPTIST CHRISTIAN
	13-15	at Dawa Tournament, Tokyo, Japan
	30	at Eastern Washington
	January	2
4		at Nicholls State
11		NORTHWESTERN STATE
16		TEXAS-SAN ANTONIO
February	1	NORTH TEXAS
	8	at Northwestern State
	10	McNEESE STATE
	13	at Southwest Texas
March	15	at Texas-San Antonio
	20	SAM HOUSTON STATE
	22	STEPHEN F. AUSTIN
	27	at North Texas
March	29	at Texas-Arlington
	2	NICHOLS STATE
March	6-8	at Southland Conference Tournament

## Illinois returnees vs. Northeast Louisiana

First meeting

## INDIANS BASKETBALL STAFF

Head Coach: Mike Vining (Northeast Louisiana '67)

Collegiate Coaching Record: 185-111 (10 seasons)

Record at Northeast Louisiana: 185-111 (10 seasons)

Record at Northeast Louisiana vs. Illinois: 0-0

Assistant Coaches: Tom Schuberth (Mississippi St '80), Keith Richard (Northeast Louisiana '82)

Basketball Office Telephone: (318) 342-5401

Best Opportunity to Reach Head Coach: Monday-Friday, 10 a.m. - 2 p.m.

## NLU SCOUTING REPORT

**Outlook:** Last season was arguably Northeast Louisiana's best ever. The Indians set a school record with 25 victories in 1990-91. The team also made the NCAA tournament field, bowing to eventual national champion Duke. But even though NLU has lost five of its top six players from last year, three players deserve special mention as ones to watch this season. Forward Chad Jacobs averaged 9.6 ppg in 1990-91, and was a 56 percent shooter from the field. Senior Rodney Redmond appears to have an excellent shot at the starting point guard spot, after averaging 4.1 points and 2.4 assists as a junior. Sophomore Anthony Smith, an excellent shooter, blocked 21 shots, and averaged 3.8 points and 1.6 rebounds per game last season, and appears to be a likely starter this year.

Starters Returning/Lost: 1/4

Lettermen Returning/Lost: 7/5

## SERIES HISTORY VS. ILLINOIS

First meeting

## All-Time Series Scores

First meeting

# TENNESSEE STATE



Tuesday, Dec. 3 at Champaign

## PERTINENT FACTS

President: Dr. James A. Hefner  
 Enrollment: 7,500  
 Arena Year Opened Capacity:  
 Howard Gentry Center Complex/1980/10,500  
 Nickname: Tigers  
 Colors: Blue and White  
 Conference: Ohio Valley Athletic  
 Department Phone: (615) 320-3596  
 Sports Information Mailing Address:  
 3500 John Merritt Boulevard  
 Nashville, TN 37209  
 Telephone: (615) 320-3596  
 Fax: (615) 320-3114  
 Pressbox Phone: To be announced



Sports Information Director/Home Phone: Johnny Franks (615) 367-0700  
 Men's Basketball Contact/Home Phone: Johnny Franks (615) 367-0700

## TIGERS BASKETBALL STAFF

Head Coach: Frankie Allen (Roanoke College '71)  
 Collegiate Coaching Record: 55-61 (+ years)  
 Record at Tennessee State: 0-0  
 Record at Tennessee State vs. Illinois: 0-0  
 Assistant Coaches: Ricardo Patton (Belmont '80), Gary White (Alabama '87)  
 Basketball Office Telephone: (615) 320-3600 or 320-3295  
 Best Opportunity to Reach Head Coach: 10:00 a.m.-noon

## TSU SCOUTING REPORT

**Outlook:** First-year Head Coach Frankie Allen, formerly with Virginia Tech, will have his hands full this season as he begins a major rebuilding effort. He will inherit a squad that was 5-23 last year. Allen will have six lettermen returning, but only two starters. He must find replacements for the loss of three of the top four scorers on last year's team. The returnees include guards Kevin Howard, Troy Bond, Tony Lewis and Patrick Robinson, center Anthony Burwell and forward Michael Moore. Howard and Robinson are the returning starters. Howard is the leading returning scorer and rebounder, averaging 15.3 points and 5.1 rebounds per game. Robinson, also a wide receiver on the football team, contributed 6.7 points and 2.5 rebounds per game last season. Burwell, who is expected to compete for a starting job at center, averaged 2.9 points and 3.3 rebounds per game as a junior.

Starters Returning Lost: 2/3  
 Lettermen Returning Lost: 6/4



Head Coach:  
Frankie Allen



Athletic Director:  
William A. Thomas



Sports Information  
Director: Johnny  
"Ballpark" Franks

## Tennessee State Roster

Player	Ht.	Wt.	Yr.	Pos.	Hometown	1990-91 Stats (ppg/rpg/apg)
Gary Beckham	6-5	209	Fr.	F	Queens, N.Y.	
* Troy Bond	6-3	195	Sr.	G	Lebanon, Tenn.	2.5/1.9/0.8
** Anthony Burwell	6-10	230	Sr.	C	Freeport, N.Y.	2.9/3.3/0.3
Charles Colding II	6-3	185	Jr.	G	Detroit, Mich.	
Michael Defoe&	6-6	205	Fr.	F	London, England	
Anthony Edwards	6-8	195	Jr.	F	Jacksonville, Fla.	
Tim Horton	6-1	190	Fr.	G	Tuscaloosa, Ala.	
** Kevin Howard+	6-4	205	Sr.	G		15.3/5.1/4.7
Leon Johnson	6-1	180	So.	G	South Bend, Ind.	
* Tony Lewis	6-4	200	Jr.	G	Memphis, Tenn.	7.2/3.4/1.1
** Joseph Marion	6-6	210	Sr.	F/C	Detroit, Mich.	
** Michael Moore	6-8	195	So.	F	Birmingham, Ala.	2.4/2.5/0.3
* Patrick Robinson+	5-9	175	Jr.	G	Memphis, Tenn.	6.7/2.5/2.9
Marc Whaley&	6-9	240	Jr.	C	Philadelphia, Pa.	

+ returning starter \* letters earned & player has redshirted

## 1991-92 Schedule

(1990-91: 5-23 overall; 1-11 Ohio Valley Conference, 7th place)

Month	Date	Opponent
November	23	TENNESSEE-TEMPLE
	25	at Oklahoma State
	27	at Oral Roberts
	27	AUSTIN PEAY
December	3	at Illinois
	5	at Alcorn State
	7	KING COLLEGE
	14	at Clemson
	21	at New Mexico
	28	at Youngstown State
January	30	at Akron
	2	at Alabama State
	11	at Morehead State
	13	at Eastern Kentucky
February	15	at Middle Tennessee State
	17	at Middle Tennessee State
	22	EASTERN KENTUCKY
	24	MOREHEAD STATE
March	2	at Tennessee Tech

## Illinois returnees vs. Tennessee State

First meeting

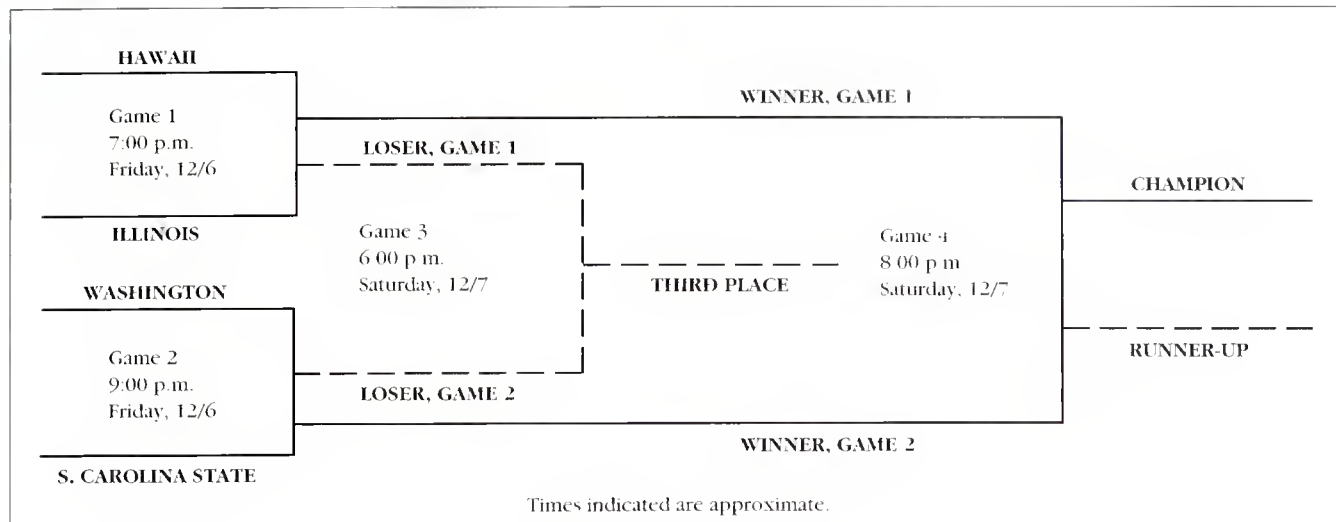
## SERIES HISTORY VS. ILLINOIS

First Meeting





December 6-7 at Champaign



## Individual Records: Championship Game

- Most Points** — 32, Mike Jones (12 FG, 5 FT) Auburn vs. Illinois, 1987
- Most Field Goals** — 14, Chris Morris, Auburn vs. Illinois, 1987
- Most Field Goal Attempts** — 26, Auburn vs. Illinois, 1987
- Best Field Goal Percentage** — .857, Marcus Liberty, Illinois vs. Arkansas-Little Rock, 1988
- Most Free Throws** — 12, Efre Winters, Illinois vs. New Mexico St., 1984
- Best Free Throw Percentage** — 1.000, Efre Winters, Illinois vs. New Mexico State, 1984
- Most Rebounds** — 15, Chris Morris, Auburn vs. Illinois, 1987
- Most Assists** — 12, Terrance Howard, Auburn vs. Illinois, 1987

## Individual Records: Tournament

- Most Points** — 53, James Campbell (31/22), Oklahoma City, 1981
- Most Field Goals** — 25, James Campbell (15/10), Oklahoma City, 1981
- Most Field Goal Attempts** — 51, Mike Jones, Auburn, 1987
- Best Field Goal Percentage** — .857, Mark Smith (12/14), Illinois, 1979
- Most Free Throws** — 17, Andy Kaufmann (6/11), Illinois, 1990; 14, Mark Smith (4/10), Illinois, 1980; Efre Winters (2/12), Illinois, 1984
- Most Free Throw Attempts** — 19, Andy Kaufmann (8/11), Illinois, 1990; 16, Mark Smith (5/11), Illinois, 1980; Rudy Woods (4/12), Texas A&M, 1981
- Best Free Throw Percentage** (minimum 10 attempts) — 1.000, Efre Winters (14/14), Illinois, 1984
- Most Rebounds** — 24, Anthony Welch (17/7), Illinois, 1982
- Most Assists** — Tie, 17, Rennie Clemons, (12/5), Illinois, 1990; 17, Terrance Howard (5/12), Auburn, 1987

## Team Records: Championship Game

- Most Points:**
- Winning Team — 115, Illinois vs. Utah State, 1985
- Losing Team — 103, Auburn vs. Illinois, 1987
- Two Teams — 210, Illinois (107) vs. Auburn (103)
- Margin:**
- Widest — 51, Illinois vs. Utah St. (115 — 64), 1985
- Smallest — 3, Oregon St. vs. Long Beach (75 — 72); Illinois vs. Illinois St. (67 — 60), 1982

- Field Goals:**
- Most Made — 48, Illinois vs. Utah St., 1985
- Most Attempted — 83, Metro State vs. Illinois, 1989
- Best Percentage — .635, Illinois vs. Princeton, 1986

- Free Throws:**
- Most Made — 27, Illinois vs. Oklahoma, 1980, Illinois vs. New Mexico St., 1984
- Most Attempted — 36, Illinois vs. New Mexico St., 1984
- Best Percentage — .800, Illinois St. (8-10), vs. Illinois, 1979

- Rebounds:**
- Most — 56, Illinois vs. Utah St., 1985

## Team Records: Tournament

- Points:**
- Most — 219, Illinois (112-107), 1988
- Fewest Allowed — 96, Illinois (49-47), 1983

- Field Goals:**
- Most Made — 86, Illinois (39-47), 1987
- Most Attempted — 156, Illinois (72-84), 1987
- Best Percentage — .654, Illinois (64-108), 1986

- Free Throws:**
- Most Made — 45, Illinois (27-18), 1988; 67, Illinois (37/30), 1990
- Most Attempted — 71, USC (21-50), 1988; 80, Illinois (37/43), 1990
- Best Percentage — .818, UI — Chicago, 1986; .838, Illinois, 1990

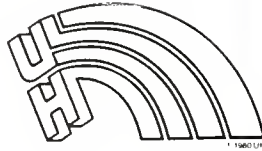
- Rebounds:**
- Most — 103, Illinois (59-44), 1985



## Illini Classic, Friday-Saturday, Dec. 6-7 at Champaign

### PERTINENT FACTS

**President:** Dr. Albert J. Simone  
**Enrollment:** 18,874  
**Arena Capacity:** Neal Blaisdell Arena/7,575  
**Nickname:** Rainbows  
**Colors:** Green & White  
**Conference:** Western Athletic Conference  
**Athletic Department Phone:** (808) 956-7501  
**Sports Information Mailing Address:**  
 1337 Lower Campus Road  
 Honolulu, HI 96822-2370  
**Telephone:** (808) 956-7523  
**Fax:** (808) 956-4470  
**Pressbox Phone:** (808) 533-7698



**Sports Information Director/Home Phone:** Ed Inouye/(808) 956-6376  
**Men's Basketball Contact Home Phone:** Ed Inouye/(808) 956-6376

### RAINBOWS BASKETBALL STAFF

**Head Coach:** Riley Wallace (Centenary '64)  
**Collegiate Coaching Record:** 77-88 (6 years)  
**Record at Hawaii:** 62-61 (4 years)  
**Record at Hawaii vs. Illinois:** 0-1  
**Assistant Coaches:** Bob Nash (Hawaii '84)  
 Jackson Wheeler (Marymount College '82), Jeff Law (SUNY-Plattsburgh '85)  
**Basketball Office Telephone:** (808) 956-6501  
**Best Opportunity to Reach Head Coach:** 9 a.m. to noon HST-MF

### UH SCOUTING REPORT


**Outlook:** Riley Wallace begins his fifth season with the Hawaii program, and does so with one of the tallest Rainbow teams in the school's history. Seven junior college transfers join the Hawaii team this season including Gerry Holmes, Terrence Phillips and Fabio Ribeiro, all of whom are 6-foot-8-inches or taller. The Rainbows have the luxury of having four starters back from last year's team, including Western Athletic Conference scoring champion Ray Reed, a 6-6 senior forward who tallied 20 points per game as a junior. Hawaii, with its depth and experience, is expected to move into the upper division in the WAC race this year.

**Starters Returning/Lost:** 4/1  
**Lettermen Returning/Lost:** 8/6 1991-92


### Hawaii Roster

Player	Ht.	Wt.	Yr.	Pos.	Hometown	1990-91 Stats (ppg/rpg/avg)
Jarinn Akana	6-0	185	So.	G	Hoolehua, Molokai	11.5/5.9/NA
Gerry Holmes	7-0	230	Jr.	C	Houston, TX	7.6/7.9/NA
*** Phil Lott+	6-4	208	Sr.	G	Waterbury, CT	14.5/4.5/2.7
Sir McBryde	6-5	200	Jr.	F	Hagerstown, MD	(not available)
*** Wendell Navalta	6-1	170	Jr.	G	Laupahoehoe, HI	0.7/0.0/0.0
Terrence Phillip	6-8	230	Jr.	F	East Hartford, CT	7.7/1.0/NA
* Ray Reed+	6-6	190	Sr.	F	Tupelo, MS	19.9/4.2/2.6
Fabio Ribeiro	6-10	210	Jr.	F	Rio de Jan., Brazil	18.5/6.0/NA
* Courtney Rosegreen	6-6	199	Sr.	F	Ft. Lauderdale, FL	0.0/0.0/0.0
** Tim Shepherd+	6-6	227	Jr.	F	Oberlin, OH	8.9/7.5/1.7
* Andre Stovall	6-2	174	Sr.	G	Compton, CA	2.0/0.8/0.6
Kurt Taylor	6-0	180	Jr.	G	Miami, FL	9.4/2.0/NA
* Chris Walz+	6-8	208	Jr.	F	Bellevue, WA	9.1/3.9/0.8
Rodney Washington	6-0	180	Jr.	G	Farmers Branch, TX	26.8/8.5/NA
* Marty Winter	6-10	225	So.	C	Auckland, New Zealand	0.5/0.3/0.0
Ernest Woodard	6-3	185	Jr.	G	Kissimmee, FL	NA/NA/NA

+ returning starter \* letters earned & player has redshirted



**Head Coach:**  
Riley Wallace



**Athletic Director:**  
Stan Sheriff



**Sports Information Director:**  
Ed Inouye

### 1991-92 Schedule

(1990-91: 16-13 overall; 7-9 Western Athletic Conference, 5th place [1])

Date	Event	Location
Nov. 29-Dec. 1	HAWAII TIP-OFF TOURNAMENT (Hawaii, Arizona, Dayton, Montana St.)	Alabama, Bradley, Fresno State, Villanova
December 6-7	at Illini Classic (Hawaii, South Carolina St., Illinois, Washington)	
December 13-14	EARLY SEASON TOURNAMENT (Hawaii, St. Mary's, Texas-Pan American, McNeese State)	
December 20-21	PRE-HOLIDAY TOURNAMENT (Akron, Detroit, Hawaii, Idaho State)	
December 27-30	28TH ANNUAL RAINBOW CLASSIC (Washington State, Wisconsin, Hawaii, Navy)	
January 11	WYOMING	
January 16	at Texas-El Paso	
January 18	at New Mexico	
January 23	NEW MEXICO	
January 25	TEXAS-EL PASO	
January 30	at Air Force	
February 1	at Wyoming	
February 8	BRIGHAM YOUNG	
February 13	at Colorado State	
February 15	at San Diego State	
February 20	COLORADO STATE	
February 22	AIR FORCE	
February 27	at Brigham Young	
February 29	at Utah	
March 12-14	at Western Athletic Conference Tournament	

### Illinois returnees vs. Hawaii

(no current Illinois players have played against Hawaii)

### SERIES HISTORY VS. ILLINOIS

Games:	Illinois Wins:	Hawaii Wins:
2	2	0
At Illinois: 0-0		
At Hawaii: Illinois leads, 2-0		
At Neutral Sites: 0-0		
Lou Henson's Record vs. Hawaii While Coaching at Illinois: 2-0		
Wallace's Record vs. Illinois While Coaching at Hawaii: 0-1		
Illinois' Largest winning margin: 12, December 30, 1979 at Hawaii, Illinois 94, Hawaii 82		
Hawaii's largest winning margin: 0		

### All-Time Series Scores

Date	Ill.	Hawaii
12-30-79	94	82
12-30-88	96	87



# SOUTH CAROLINA STATE



**Fri.-Sat., Dec. 6-7 at Champaign  
(Illini Classic)**

## PERTINENT FACTS

**President:** Dr. Albert E. Smith  
**Enrollment:** 5,000  
**Arena/Capacity:** Smith-Hammond-Middleton  
 Memorial Center/3200  
**Nickname:** Bulldogs  
**Colors:** Garnet & Blue  
**Conference:** Mid-Eastern  
**Athletic Department Phone:** (803) 536-7060  
**Sports Information Mailing Address:**  
 Box 7128  
 300 College St. NE  
 Orangeburg, SC 29117-0001  
**Telephone:** (803) 536-7060  
**Fax:** (803) 536-8622  
**Press-box Phone:** (803) 536-8653



**Head Coach:**  
Cy Alexander



**Athletic Director:**  
Willie E. Jeffries



**Sports Information  
Director:**  
Bill Hamilton

**Sports Information Director Home Phone:** Bill Hamilton/(803) 534-1814  
**Men's Basketball Contact Home Phone:** Bill Hamilton/(803) 534-1814

## BULLDOGS BASKETBALL STAFF

**Head Coach:** Cy Alexander (Catawba '75)  
**Collegiate Coaching Record:** 65-52 (4 years)  
**Record at South Carolina State:** 65-52 (4 years)  
**Record at South Carolina State vs. Illinois:** 0-0  
**Assistant Coaches:** Mark Pittman (Illinois '71), Francis Simmons (Voorhees '71)  
**Basketball Office Telephone:** (803) 536-8586  
**Best Opportunity to Reach Head Coach:** 9-11 a.m. & 1-3 p.m.

## SOUTH CAROLINA STATE SCOUTING REPORT

**Outlook:** South Carolina State won the Mid-Eastern Athletic Conference title in 1988, but slipped the past two seasons, posting below-.500 records in both campaigns. Fifth-year head Coach Cy Alexander will attempt to help his Bulldogs rebound this year, but will have to do so without the services of two-time All-*MEAC* performer Travis Williams, who led South Carolina State in both scoring and rebounding during the last two seasons. Jackie Robinson is the top returning big man for the Bulldogs. The 6-foot-8-inch sophomore averaged 9.2 points and 6.4 rebounds per game last year, and will be counted upon as a team leader. He should be joined by former shooting guard Chris Felix in the front court. Felix will move to the small forward spot to boost the Bulldogs' front court scoring punch. South Carolina State's strength in the backcourt is what facilitates the move for Felix. Senior Petey Faust, who averaged eight points and 5.7 assists per game a year ago, returns at point guard, and should be joined by senior Anthony Higginbotham or one of two sophomores, Dee Dee Hook or Abraham Williams.

**Starters Returning Lost:** 3/2  
**Lettermen Returning Lost:** 8/3

## SERIES HISTORY VS. ILLINOIS

**Games:** 1      **Illinois Wins:** 1      **South Carolina State Wins:** 0  
**At Illinois:** Illinois 1, South Carolina State 0  
**At South Carolina State:** 0-0  
**At Neutral Sites:** 0-0  
**Lou Henson's Record vs. S. Car. St. While Coaching at Illinois:** 1-0  
**Cy Alexander's Record vs. Illinois While Coaching at S. Car. State:** 0-0  
**Illinois' Largest winning margin:** 36, Dec. 15, 1984; Illinois 83, S. Car. 47

## All-Time Series Scores

Date	Ill.	S. Car. St.
*12-15-84	83	47

\* at Champaign

## South Carolina State Roster

Player	Ht.	Wt.	Yr.	Pos.	Hometown	1990-91 Stats (ppg rpg apg)
Ken Austin	6-7	195	Fr.	F	Milledgeville, Ga.	(not available)
**Curtis "Petey" Faust+	5-7	150	Sr.	G	Columbia, S.C.	8.0/2.5/5.7
**Chris Felix+	6-6	185	Sr.	F-G	Washington, D.C.	12.9/3.7/1.7
* Donald Fogle	6-6	230	Jr.	F	Columbia, S.C.	2.8/2.3/0.3
**Anthony Higginbotham	5-10	165	Sr.	G	Oxon Hill, Md.	3.5/1.1/1.9
* Dee Dee Hook	6-4	175	So.	G	Columbia, S.C.	4.1/0.8/0.3
Jerome Logan	6-10	210	Fr.	C	Washington, D.C.	(not available)
Arney Lucas	6-4	200	Jr.	F	Valdosta, Ga.	(not available)
* Marvin Lucas	6-11	260	So.	C	Valdosta, Ga.	2.0/0.9/0.1
Deon Murray	6-0	160	So.	G	Washington, D.C.	(not available)
* Jackie Robinson+	6-9	220	Jr.	F	Swansea, S.C.	9.2/6.4/1.1
Patrick Scott	6-5	230	Jr.	F	Durham, N.C.	(not available)
Bernard Toatley	6-2	180	So.	G	Columbia, S.C.	(not available)
Patrick Tuggles	6-5	190	Fr.	G	Green Cove Sprgs, FL	(not avail.)
Abraham Williams	6-4	190	So.	G	Branchville, S.C.	

+ returning starter \* letters earned & player has redshirted

## 1991-92 Schedule

(1990-91\* 13-15 overall; 10-6 Mid-Eastern Athletic Conference, 2nd place [1])

November	18	MARYLAND-EASTERN SHORE
19 SOVIET NATIONAL TEAM (Exhibition)	20	DELAWARE STATE
23 CLAFLIN (Garden City Classic)	22	COLLEGE OF CHARLESTON
30 at Winthrop	25	at Florida A&M
December	27	at Bethune-Cookman
3 COASTAL CAROLINA	February	
6-7 Illini Classic (w Illinois, Hawaii, Washington)	1	at Maryland-Eastern Shore
10 CHARLESTON SOUTHERN	3	at Delaware State
13-14 at Running Joe Classic (w Arkansas State, Nichols State, Texas A&M)	8	NORTH CAROLINA A&T
21 at Furman	11	at College of Charleston
January	13	COPPIN STATE
2 at Coppin State	15	MORGAN STATE
4 at Morgan State	17	HOWARD
6 at Howard	22	at North Carolina A&T
11 FLORIDA A&M	29	BETHUNE-COOKMAN
	March	
	4-7	at MEAC Tournament (Norfolk, VA)

## Illinois returnees vs. South Carolina State

(no current players have faced South Carolina State)

# WASHINGTON



## Illini Classic, Fri.-Sat. December 6-7 Champaign

### PERTINENT FACTS

President: Dr. William P. Gerberding  
 Enrollment: 33,500  
 Arena Capacity: Hec Edmundson Pavillion/8,000  
 Nickname: Huskies  
 Colors: Purple & Gold  
 Conference: Pacific 10  
 Athletic Department Phone: (206) 543-2210  
 Sports Information Mailing Address:  
 202 Graves Building GC-20  
 Seattle, WA 98195  
 Telephone: (206) 543-2230  
 Fax: (206) 543-5000  
 Pressbox Phone: (206) 543-2230  
 Sports Information Director/Home Phone: Dave Senko/(206) 823-4531  
 Men's Basketball Contact/Home Phone: Dave Senko/(206) 823-4531



Head Coach:  
Lynn Nance



Athletic Director:  
Barbara Hedges



Sports Information  
Director:  
Dave Senko

### HUSKIES BASKETBALL STAFF

Head Coach: Lynn Nance (Washington '65)  
 Collegiate Coaching Record: 244-157 (14 years)  
 Record at Washington: 26-31 (2 years)  
 Record at Washington vs. Illinois: 0-0  
 Assistant Coaches: Russ Cutchfield (California '68), Trent Johnson  
 (Boise State '83), Keith Brown (Pacific '79)  
 Basketball Office Telephone: (206) 543-2240  
 Best Opportunity to Reach Head Coach: Tuesdays, 10:00 a.m.

### UW SCOUTING REPORT

**Outlook:** Washington has lost five seniors, including three senior starters, Dion Brown (15.5 ppg), Brent Merritt (13.0 ppg), and Mike Hayward (8.5 ppg). However, seven lettermen return, including two starters - senior Doug Meekins, the team's leading scorer (16.6 ppg) and second leading rebounder (6.5 rpg), and sophomore point guard James French, who played in all 28 Huskie games last year as a true freshman. After earning 12 wins in his first season and 14 in his second, head coach Lynn Nance is moving his basketball program in the right direction. Help is on the way in the form of transfers Rich Manning, a 6-foot-10-inch junior center from Syracuse, and junior Andy Woods, a 6-5 swing man from Montana. A bumper crop of five high school recruits from the state of Washington and two junior college transfers also sparks plenty of optimism for the Huskies.

Starters Returning Lost: 2/3  
 Lettermen Returning Lost: 6/4

### SERIES HISTORY VS. ILLINOIS

Games: 4      Illinois Wins: 1      Washington Wins: 3  
 At Illinois: 0-0  
 At Washington: Washington 2, Illinois 1  
 At Neutral Sites: Washington 1, Illinois 0  
 Lou Henson's Record vs. Washington While Coaching at Illinois: 0-1  
 Lynn Nance's Record vs. Illinois While Coaching at Washington: 0-0  
 Illinois' largest winning margin: 10 points  
 Washington's largest winning margin: 11 points

### All-Time Series Scores

Date	Ill.	Washington
12-27-27	-23	34
12-29-27	34	24
12-30-27	-26	32
**12-30-77	-68	81

at Portland, Oregon

### Washington Roster

Player	Ht.	Wt.	Yr.	Pos.	Hometown	1990-91 Stats (ppg/rpg/apg)
Jason Bond	6-8	230	Fr.	F	Seattle, Wash.	
Bryant Boston	6-2	175	Fr.	G	Seattle, Wash.	
* Tim Caviezel	6-7	192	So.	G	Mount Vernon, Wash.	3.6/1.2/1.1
* Trent Cornelius	6-6	226	So.	F	Reseda, Calif.	0.5/1.7/0.1
Scott Didrickson	6-7	201	Fr.	F	Mercer Island, Wash.	
* James French +	6-2	170	So.	G	Richmond, Calif.	4.3/1.3/3.1
David Hawken	6-9	221	Fr.	F	Maple Valley, Wash.	
Rich Manning	6-10	250	Jr. & C	F	North Highlands, Calif.	
** Doug Meekins +	6-6	188	Sr.	F	Los Angeles, Calif.	16.1/6.5/1.0
Chandler Narin	6-8	195	Jr.	F	Baton Rouge, La.	17.3/7.6
Dana Pagett	6-0	175	Jr.	G	Seal Beach, Calif.	12.3/5.0
Mark Pope	6-9	210	Fr.	F	Bellevue, Wash.	
Andy Woods	6-5	205	Jr. & G/F	F	Richmond, Calif.	
* Maurice Woods	6-10	212	So.	C	Richmond, Calif.	1.4/1.8/0.2
* Quentin Youngblood	6-4	188	Jr.	G	Richmond, Calif.	4.1/2.1/1.0

+ returning starter \* letters earned & redshirt

### 1991-92 Schedule

(1990-91: 14-14 overall; 5-13 Pac 10, 10th place)

Month	Date	Opponent
November	25	at Oregon
	30	CALIFORNIA
December	3	CAL-STATE CHICO
	6-7	at Illini Classic (Pre-Season NIT)
January	10	ALASKA-FAIRBANKS
	20	at Montana
	23	JACKSONVILLE
	30	UC-SAN DIEGO
	3	TEXAS-EL PASO
	7	HAWAII-PACIFIC
February	11	WASHINGTON STATE
	16	ARIZONA
	18	ARIZONA STATE
	23	at Oregon State
	25	at Oregon
March	5	USC
	7	UCLA
	14	at Washington State
	29	at California

### Illinois returnees vs. Washington

(no current Illinois players have faced Washington)





Tuesday, Dec. 10 at Philadelphia, Pa.

## PERTINENT FACTS

**President:** Peter J. Liacouras  
**Enrollment:** 30,000  
**Arena/Capacity:** McGonigle Hall/3,900  
**Nickname:** Owls  
**Colors:** Cherry & White  
**Conference:** Atlantic 10  
**Athletic Department Phone:** (215) 787-7443  
**Sports Information Mailing Address:**  
 Temple University Sports Information  
 McGonigle Hall 101  
 Temple University  
 Philadelphia, PA 19122  
**Telephone:** (215) 787-7445  
**Fax:** (215) 787-7499  
**Pressbox Phone:** (215) 787-7445



**Sports Information Director/Home Phone:** Al Shrier/(215) 561-5656  
**Men's Basketball Contact/Home Phone:** Al Shrier/(215) 561-5656

## OWLS BASKETBALL STAFF

**Head Coach:** John Chaney (Bethune-Cookman '55)  
**Collegiate Coaching Record:** 441-130 (19 years)  
**Record at Temple:** 216-71 (9 years)  
**Record at Temple vs. Illinois:** 0-1  
**Assistant Coaches:** Jim Maloney (Niagara '59), Dean Demopoulos (West Chester '77), Nate Blackwell (Temple '90)  
**Basketball Office Telephone:** (215) 787-7443  
**Best Opportunity to Reach Head Coach:** 10 a m

## TEMPLE SCOUTING REPORT

**Outlook:** A year ago, the Temple Owls fell just three points short of making it to the NCAA Final Four, riding high on the shoulders of NBA first-round draft choice Mark Macon. The 75-72 loss to North Carolina in the championship game of the Eastern Regional was a disappointing loss, but the true loss won't be felt until the Owls step on to the court this year without Macon. They return three starters, but Macon's 22.0 ppg average will be missed. Coach John Chaney hopes for someone to take command of his team, and that person could be Mik Kilgore. The Philadelphia native hopes to improve on his 14.0 ppg and 5.8 rpg averages to help the Owls reach the 20 win plateau for a third consecutive year.

**Starters Returning/Lost:** 3/2  
**Lettermen Returning/Lost:** 5/6

## Temple University Roster

Player	Ht.	Wt.	Yr.	Pos.	Hometown	1990-91 Stats (ppg/rpg/apg)
Rick Brunson	6-3	180	Fr.	G	Salem, Pa.	32.0/13.0/na
* Vic Carstarphen+	6-0	160	Jr.	G	Camden, N.J.	10.4/2.2/3.5
* Johnnie Conic	6-5	178	Jr.	G	Saginaw, Mich.	0.8/0.2/0.0
Frazier Johnson	6-10	270	Jr.	C	Little Rock, Ark.	8.5/7.0/na
Eddie Jones	6-6	170	So.	F/G	Pompano Beach, Fla.	25.6/10.1/na
*** Mik Kilgore+	6-8	210	Sr.	F/G	Philadelphia, Pa.	14.0/5.8/3.3
Aaron McKie	6-5	195	So.	G	Philadelphia, Pa.	18.9/9.9/na
Chris Ozment	6-4	215	Fr.	G	Lilburn, Ga.	11.9/7.8/na
* James Spears	6-6	212	So.	F	Concordville, Pa.	3.4/2.9/0.1
** Mark Strickland+	6-9	210	Sr.	F	Atlanta, Ga.	7.7/6.9/1.1

+ returning starter \* letters earned & player has redshirted



**Head Coach:**  
John Chaney



**Athletic Director:**  
Charles Theokas



**Sports Information Director:**  
Al Shrier

## 1991-92 Schedule

(1990-91: 24-10 overall, 15-3 Atlantic 10, 2nd place)

Month	Date	Opponent
November	18	LITHUANIA NATIONAL TEAM
	23	LASALLE
	25	at Tulane
December	28	MASSACHUSETTS
	30	at St. Bonaventure
	3	at Pennsylvania
January	7	DUQUESNE
	10	ILLINOIS
	27	at Kansas State
	28	at Kansas
February	1	at Villanova
	4	at George Washington
	6	RUTGERS
	9	PENN STATE
	13	at Memphis State
March	16	at Massachusetts
	19	ST. BONAVENTURE
	23	at Arizona
	27	at Rhode Island
February	16	at Massachusetts
	19	ST. BONAVENTURE
March	1	at Wake Forest
	4	GEORGE WASHINGTON

## SERIES HISTORY VS. ILLINOIS

**Games:** 4      **Illinois Wins:** 2      **Temple Wins:** 2  
**At Illinois:** Illinois 1 Temple 0  
**At Temple:** Temple 2, Illinois 0  
**At Neutral Sites:** Illinois 1, Temple 0  
**Lou Henson's Record vs. Temple While Coaching at Illinois:** 1-0  
**John Chaney's Record vs. Illinois While Coaching at Temple:** 0-1  
**Illinois' Largest winning margin:** 17, Dec. 16, 1989 at Champaign, 78-61  
**Temple's largest winning margin:** 13, Dec. 20, 1937 at Philadelphia, 51-38

## All-Time Series Scores

Date	Ill.	Temple
12-20-37	-38	51
12-28-40	-41	42
**12-29-72	82	77
*12-16-89	78	61

\* at Champaign \*\* at New Orleans

# MARYLAND-BALTIMORE



Saturday, Dec. 21 at Champaign

## PERTINENT FACTS

President: Dr. Michael K. Hooker  
 Enrollment: 10,416  
 Arena/Capacity: UMBC Fieldhouse/4,024  
 Nickname: Retrievers  
 Colors: Old Gold & Black  
 Conference: East Coast Athletic Department  
 Phone: (301) 455-2126  
 Sports Information Mailing Address:  
 Room 307A  
 UMBC Fieldhouse  
 University of Maryland Baltimore County  
 Baltimore, MD 21228-5398  
 Telephone: (301) 455-2197  
 Fax: (301) 455-3994  
 Pressbox Phone: (301) 455-3840



Sports Information Director/Home Phone: Steve Levy/(301) 363-6379  
 Men's Basketball Contact/Home Phone: Steve Levy/(301) 363-6379

## TERRIERS BASKETBALL STAFF

Head Coach: Earl Hawkins (Glenville State '74)  
 Collegiate Coaching Record: 36-49 (3 seasons)  
 Record at Maryland Baltimore County: 36-49 (3 seasons)  
 Record at Maryland Baltimore County vs. Illinois: 0-0  
 Assistant Coaches: Derrell Matthews (Maryland-Eastern Shore '77),  
 Robert Burke (Haverford, '88)  
 Basketball Office Telephone: (301) 455-3864  
 Best Opportunity to Reach Head Coach: 10 a.m.-1 p.m., Monday-Friday

## UMBC SCOUTING REPORT

Outlook: Maryland Baltimore County, like Illinois, will be playing this season without a scholarship senior on its roster. The Terriers were unsettled for much of last season, relying on 14 different starting lineups during the first two-thirds of the campaign. They finished strong when a consistent starting five developed. Three juniors should be the keys to this year's UMBC team - point guard Dana Harris, who dished out 144 assists a year ago, Derrell Thompson, the team's leading returning scorer (10 ppg last season); and Melvin Swann, last year's Most Improved Player.

Starters Returning/Lost: 3/2  
 Lettermen Returning/Lost: 8/3

## Maryland Baltimore County Roster

Player	Ht.	Wt.	Yr.	Pos.	Hometown	1990-91 Stats (ppg/rpg/apg)
Dion Andrews	6-6	185	Jr.	F	Washington, D.C.	(not available)
Devin Bellinger	6-7	225	Fr.	F	Brooklyn, N.Y.	(not available)
Tyrone Boardley	6-6	180	Fr.	F	Capital Hts., Md.	(not available)
** Emmanuel Fasaye	6-8	215	Jr.	F	Lagos, Nigeria	3.5/2.3/0.1
* Spencer Ferguson	5-10	175	So.	G	Martinsburg, W Va	3.7/1.8/1.3
Larry Franklin	6-2	180	So.	G	Seat Pleasant, Md.	(not available)
** Dana Harris	5-11	150	Jr.	G	Silver Spring, Md	4.7/2.7/5.0
Sony Nixon	6-8	220	So.	F/C	Ft. Washington, Md	(not available)
* Skip Saunders	6-0	165	So.	G	Woodbridge, Va	5.4/0.9/0.9
** Melvin Swann	6-4	175	Jr.	G	Richmond, Va.	2.8/0.9/0.2
** Derrell Thompson	6-4	185	Jr.	G/F	Hyattsville, Md	10.0/4.3/2.0
Artie Walker	6-4	180	Fr.	F	Bowie, Md.	(not available)
** Brian Watkins	6-4	220	Jr.	F	Ft. Washington, Md.	7.6/4.2/2.7
* Stanley Wright	6-6	190	So.	F	Washington, D.C.	7.4/2.3/0.5

+ returning starter \* letters earned & player has redshirted



Head Coach:  
Earl Hawkins



Athletic Director:  
Dr. Charles Brown



Sports Information  
Director:  
Steve Levy

## 1991-92 Schedule

(1990-91: 7-22 overall; 4-8 East Coast Conference, 5th place)

Month	Date	Location	Month	Date	Location	
November	25	at Brooklyn	February	1	at Penn St.	
23	at Kansas	27	BUCKNELL	3	at Navy	
25	at Bucknell	30	BUFFALO	6	CENTRAL CONNECTICUT	
December	6-7	BALTIMORE BELTWAY TOURNAMENT (Mount St. Mary's, Loyola, Towson State)	8	at Rider	13	at Hofstra
11	COPPIN STATE	15	at Towson St.	17	PENN STATE	
14	at Loyola	22	at Central Connecticut	24	BROOKLYN	
21	at Illinois	29	HOFSTRA	March	7-9	EAST COAST CONFERENCE CHAMPIONSHIPS
30	at Marquette	January	2	ST. FRANCIS (PA)		
January	7	DELAWARE	11	RADFORD		
13	COLLEGE OF CHARLESTON	18	RIDER			
18	RIDER	22	at Buffalo			

## Illinois returnees vs. Maryland Baltimore County

(first meeting between Illinois and Maryland Baltimore County)

## SERIES HISTORY VS. ILLINOIS

First meeting

## All-Time Series Scores

First meeting



# MISSOURI



December 23 at The Arena, St. Louis

## PERTINENT FACTS

**President:** Haskell Monroe  
**Enrollment:** 24,972  
**Arena/Capacity:** Hearnes Center/13,300  
**Nickname:** Tigers Colors: Old Gold & Black  
**Conference:** Big Eight  
**Athletic Department Phone:** (314) 882-6501  
**Sports Information Mailing Address:**  
 P.O. Box 677  
 Columbia, MO 65205  
**Telephone:** (314) 882-3241  
**Fax:** (314) 882-4720  
**Pressbox Phone:** (314) 875-4606



**Sports Information Director/Home Phone:** Bob Brendel/(314) 445-1552  
**Men's Basketball Contact/Home Phone:** Bob Brendel/(314) 445-1552



**Head Coach:**  
Norm Stewart



**Athletic Director:**  
Dick Tamburo



**Sports Information Director:**  
Bob Brendel

## Missouri Roster

Player	Ht.	Wt.	Yr.	Pos.	Hometown	1900-91 Stats (ppg/rpg/apg)
* Melvin Booker+	6-1	168	So.	G	Moss Point, Miss.	(8.3/2.2/3.5)
* John Burns	6-6	200	Jr.	G	Shawnee Mission, Kan.	(0.9/0.9/0.2)
*** Jamal Coleman+	6-5	199	Sr.	F/G	Denver, Colo.	(10.8/6.5/2.0)
* Jevon Crudup	6-9	225	So.	F	Kansas City, Mo.	(12.0/7.1/1.3)
Derek Dunham	6-7	226	So.	F	Jerseyville, Ill.	(0.8/0.8/0.1)
* Lamont Frazier	6-4	221	So.	G/F	Charleston, Mo.	(1.7/1.6/0.8)
* Jed Frost	6-1	184	So.	G	Kansas City, Mo.	(2.1/0.7/0.8)
** Chris Heller+	6-10	211	Jr.	C	Leawood, Kan.	(5.8/4.1/1.0)
*** Jim Horton	6-10	243	Sr.	C	Columbia, Mo.	(3.4/2.3/0.3)
Steve Horton	6-8	220	Fr.	F	Jefferson City, Mo.	(not available)
Derrick Johnson	6-1	185	Fr.	G	Jefferson City, Mo.	(not available)
*** Anthony Peeler+	6-4	203	Sr.	G	Kansas City, Mo.	(19.4/6.2/5.0)
Chns Smith	6-1	153	Fr.	G	Nevada, Mo.	(not available)
* Reggie Smith	6-2	166	So.	G	Myrtle Beach, S.C.	(2.4/2.0/2.7)
** Jeff Warren	6-8	212	Jr.	F	Litchfield, Mich.	(6.2/3.5/1.2)
Jermaine Wilkins	6-3	199	Jr.	G	Columbus, N.J.	(0.0/0.3/0.0)

+ returning starter \* letters earned & player has redshirted

## 1991-92 Schedule

(1990-91: 20-10 overall; 8-6 Big 8, 4th place)

November		December		January		February		March	
25	CANISIUS	23	at Notre Dame	4	at Oregon	2	at Oklahoma State	4	OKLAHOMA
30	TEXAS A&M	7	at Arkansas	8	at Memphis State	5	IOWA STATE	8	at Kansas
		11	NEBRASKA-KEARNEY	11	CUBAN NATIONAL TEAM	9	at Oklahoma	13-15	at Phillips 66 Big Eight Tournament
		14	NEVADA-LAS VEGAS	13	KANSAS	12	KANSAS STATE		
		21	JACKSON STATE	18	at Nebraska	17	NEBRASKA		
		23	vs. Illinois (at St. Louis)			19	at Colorado		
		28	MURRAY STATE			23	OKLAHOMA STATE		
		30	EASTERN ILLINOIS			26	at Iowa State		
						29	at Kansas State		

## All-Time Series Scores

Date	Ill.	Mo.	Date	Ill.	Mo.	Date	Ill.	Mo.
12-21-32	36	24	12-3-76	-75	76	**12-6-84	65	50
*1-3-34	31	27	*12-6-77	96	85	**12-21-85	67	55
*12-14-42	51	30	12-5-78	69	57	**12-23-86	92	74
12-18-43	39	29	*12-4-79	-66	#67	**12-22-87	75	63
*12-16-46	-50	55	**12-10-80	84	62	**12-19-88	87	84
*12-4-54	77	49	**12-8-81	-68	#78	**12-20-89	101	93
12-10-55	-73	74	**12-28-83	66	60	**12-19-90	84	81

+ at Kansas City \* at Champaign # overtime \*\* at St. Louis

## TIGERS BASKETBALL STAFF

**Head Coach:** Norm Stewart (Missouri '56)  
**Collegiate Coaching Record:** 572-283 ( 30 seasons)  
**Record at Missouri:** 475-241 (24 seasons)  
**Record at Missouri vs. Illinois:** 3-11  
**Assistant Coaches:** Kim Anderson (Missouri '56), Dwight Evans (Birmingham Southern '84), Rich Daly (Northeast Missouri State '62)  
**Basketball Office Telephone:** (314) 882-3463  
**Best Opportunity to Reach Head Coach:** 10 a.m.-noon

## MIZZOU SCOUTING REPORT

**Outlook:** Coach Norm Stewart's 25th Missouri basketball team lost just one player from last year's 20-10 club, which finished the season with a six game winning streak, including a three-game sweep to the championship of the Big 8 Conference Tournament. The player the Tigers will be missing, however, is All-American Doug Smith, a two-time Big 8 Player of the Year and the sixth pick overall (by the Dallas Mavericks) in the 1991 NBA draft. Depending upon the outcome of an appeal of University disciplinary action, the Tigers may or may not have the services of small forward Jamal Coleman, who had a strong second half a year ago, averaging 14 points and 8.6 rebounds per game in the last 13 games. Among the players to watch this season are guards Anthony Peeler, an All-America candidate, and 6-foot-1-inch sophomore Melvin Booker, who started 25 games last season and made the Big 8 all-freshman team. Up front, look for the Tigers to go with sophomore Jevon Crudup and juniors Chris Heller and Jeff Warren. The 6-9 Crudup was a member of the U.S. Olympic Festival gold medal winning North team. Heller, 6-10, started in the last eight Mizzou games last season, and helped the Tigers win seven of them.

**Starters Returning/Lost:** 4/1  
**Lettermen Returning/Lost:** 11/1

## Illinois returnees vs. Missouri

	G/GS	PPG	RPG	APG	Best Performance
R. Clemons	1/1	4.0	2.0	4.0	4 pts., 2 reb., 4 ast. at St. Louis, 12/19/90
T. Geers	2/0	1.5	1.0	1.0	3 pts. 2 reb., 2 ast. at St. Louis, 12/19/90
T. Michael	1/0	7.0	1.0	2.0	7 pts., 1 reb., 2 ast. at St. Louis, 12/19/90
S. Pierce	1/0	0.0	1.0	0.0	1 reb. at St. Louis, 12/19/90
D. Thomas	1/1	23.0	8.0	1.0	23 pts., 8 reb., 1 ast. at St. Louis, 12/19/90

## SERIES HISTORY VS. ILLINOIS

**Games:** 21 **Illinois Wins:** 16 **Missouri Wins:** 5  
**At Illinois:** Illinois 4, Missouri 1  
**At Missouri:** Illinois 3, Missouri 2  
**At Neutral Sites:** Illinois 9, Missouri 2  
**Lou Henson's Record vs. Missouri While Coaching at Illinois:** 11-3  
**Norm Stewart's Record vs. Illinois While Coaching at Missouri:** 3-11  
**Illinois' Largest winning margin:** 28, Dec. 4, 1954, at Champaign, 77-49  
**Missouri's largest winning margin:** 10, Dec. 8, 1981, at St. Louis, 78-68 (OT)

# ILLINOIS-CHICAGO



Monday, Dec. 30 at Chicago

## PERTINENT FACTS

**President:** Stanley O. Ikenberry  
**Enrollment:** 24,000  
**Arena Capacity:** UIC Pavilion/10,000  
**Nickname:** Flames  
**Colors:** Indigo & Flame  
**Conference:** Mid-Continent Athletic  
**Department Phone:** (312) 996-2772  
**Sports Information Mailing Address:**  
 Box 4348  
 Chicago, IL 60680  
**Telephone:** (312) 996-5880  
**Fax:** (312) 996-5882  
**Pressbox Phone:** (312) +13-5712



## FLAMES

**Sports Information Director/Home Phone:** Dave Mateer/(312) 421-6187  
**Men's Basketball Contact/Home Phone:** Dave Mateer/(312) 421-6187

## FLAMES BASKETBALL STAFF

**Head Coach:** Bob Hallberg (Chicago State '66)  
**Collegiate Coaching Record:** 403-209 (20 years)  
**Record at Illinois-Chicago:** 52-64 (4 years)  
**Record at Illinois-Chicago vs. Illinois:** 1-2  
**Assistant Coaches:** Denny Wills (St. Xavier '75), Barry Shaw (Chicago State '83), Tracy Dildy (Illinois-Chicago '91)  
**Basketball Office Telephone:** (312) 996-8690  
**Best Opportunity to Reach Head Coach:** 11 a.m. - 3 p.m.

## UIC SCOUTING REPORT

**Outlook:** Illinois-Chicago's season-opening upset of Illinois in Champaign and the 7-0 start last year was a highlight of an otherwise lackluster season for the Flames, who finished with a 15-15 record. Last year's team leader, guard Tony Freeman, is gone, but the rest of the starters return. Coach Bob Hallberg believes that a key to this season's fortunes will be how well two big seniors, 6-foot-8-inch Sean Buchanan and 6-9 Ray Lester, perform up front. UIC will also be looking to two JC transfers, David Lyle and Eugene Witherspoon, to bolster its inside attack. Backcourt performers to watch include 1990-91 Mid-Continent Conference steals leader Brian Hill, Chris Dillard, a transfer from Arkansas State, and Travon Hughes, the sharpshooter who drilled three critical three pointers against the Fighting Illini last year. The Flames and Wisconsin-Green Bay are expected to contend for the MCC championship this season.

**Starters Returning/Lost:** 4/1  
**Lettermen Returning/Lost:** 10/5

## Illinois returnees vs. Illinois-Chicago

	G/GS	PPG	RPG	APG	Best Performance
R. Clemons	1/1	12.0	7.0	1.0	12 pts., 7 reb. at Champaign, 11/29/90
T. Geers	1/0	1.0	2.0	0.0	1 pt., 2 reb. at Champaign, 11/29/90
T. Michael	1/0	10.0	5.0	1.0	10 pts., 5 reb. at Champaign, 11/29/90
S. Pierce	1/0	3.0	3.0	0.0	3 pts., 3 reb. at Champaign, 11/29/90
B. Taylor	1/0	6.0	3.0	2.0	6 pts., 3 reb., 3 ast. at Cham., 11/29/90
D. Thomas	1/1	8.0	10.0	1.0	8 pts., 10 reb. at Champaign, 11/29/90
T.J. Wheeler	1/1	6.0	4.0	2.0	6 pts., 4 reb., 2 ast. at Cham., 11/29/90

## SERIES HISTORY VS. ILLINOIS

**Games:** 3      **Illinois Wins:** 2      **Illinois-Chicago Wins:** 1  
**At Illinois:** Illinois 2, Illinois-Chicago 1  
**At Illinois-Chicago:** 0-0  
**At Neutral Sites:** 0-0  
**Lou Jensen's Record vs. Illinois-Chicago While Coaching at Illinois:** 2-1  
**Hallberg's Record vs. Illinois While Coaching at Illinois-Chicago:** 1-2  
**Illinois' Largest winning margin:** 5-1  
**Illinois-Chicago's largest winning margin:** 12



**Head Coach:**  
Bob Hallberg



**Athletic Director:**  
Tom Russo



**Sports Information Director:**  
Dave Mateer

## Illinois-Chicago Roster

Player	Ht.	Wt.	Yr.	Pos.	Hometown	1990-91 Stats (ppg/rpg/apg)
* Sean Buchanan	6-8	215	Sr.	F	Chicago, Ill.	7.4/4.7/1.0
Chris Dillard	6-2	200	Jr.	G	Markham, Ill.	(not available)
*** Brian Hill+	6-4	185	Sr.	G	Broadview, Ill.	15.1/3.6/1.8
* Guy Holloway	6-9	175	Jr.	F	Dallas, Tex.	0.3/0.1/0.0
* Travon Hughes+	6-2	180	Sr.	G	Chicago, Ill.	8.8/3.4/1.7
** Robert Johnson+	6-3	185	Jr.	G	Chicago, Ill.	2.2/1.3/0.8
Drennon Jones	6-1	180	So.	G	Robbins, Ill.	(not available)
Mike Lampley	6-7	185	Fr.	F	Chicago, Ill.	(not available)
* Ray Lester+	6-9	220	Sr.	C	Chicago, Ill.	4.9/3.6/0.5
* Brian Long	6-3	180	Sr.	G	Hillsboro, Mo.	1.3/0.7/0.3
David Lyle	6-5	220	Jr.	F	Denver, Colo.	(not available)
** Kosta Skoulikaris	5-9	150	Jr.	G	Norridge, Ill.	0.6/0.1/0.4
Stefan Tacke	6-8	210	Fr.	F	Wolfenbuettel, W.Ger.	(not avail.)
** Felfando Thigpen	6-6	190	Jr.	F	Chicago, Ill.	3.2/2.0/0.3
* Kenny Williams	5-10	160	So.	G	La Grange, Ill.	7.8/1.8/2.0
Eugene Witherspoon	6-8	220	Jr.	F	Winstonville, Miss.	(not avail.)

+ returning starter \* letters earned & player has redshirted

## 1991-92 Schedule

(1990-91: 15-15 overall; 5-11 Mid-Continent Conference, 8th place)

November	16	CLEVELAND STATE
12	MARATHON OIL	18 at Northern Illinois
19	SLAVIA PRAGUE	20 WISCONSIN-GREEN BAY
23	NORTH PARK	25 AKRON
25	NORTHEASTERN ILLINOIS	
27	at Illinois State	
December		
2	at Western Kentucky	
7	at Western Michigan	
14	HOUSTON	
17	at Michigan St.	
23	CHICAGO STATE	
30	ILLINOIS	
January		
4	WRIGHT ST.	
6	at Valparaiso	
11	at Western Illinois	
13	at Eastern Illinois	
February		
1	at Wright State	
3	WESTERN ILLINOIS	
5	at Northeastern Illinois	
8	EASTERN ILLINOIS	
13	at Wisconsin-Green Bay	
15	at Loyola (Ill.)	
17	NORTHERN ILLINOIS	
22	at Cleveland State	
24	at Akron	
29	VALPARAISO	
March		
8-10	at Mid-Continent Conference Tournament	

## All-Time Series Scores

Date	Ill.	UIC
*12-11-87	109	53
*11-26-88	85	59
*11-29-90	-60	71

\* at Champaign





Sat. or Sun., Jan. 4 or 5, at Champaign

## PERTINENT FACTS

**President:** Dr. Harry J. Hartley  
**Enrollment:** 12,636  
**Arena/Capacity:** Harry A. Gampel Pavilion/8,241 and Hartford Civic Center/16,294  
**Nickname:** Huskies  
**Colors:** National Flag Blue & White  
**Conference:** Big East  
**Athletic Department Phone:** (203) 486-2725  
**Sports Information Mailing Address:**  
 2095 Hillside Road  
 Storrs, CT 06269-3078  
**Telephone:** (203) 486-3531  
**Fax:** (203) 486-5085  
**Pressbox Phone:** Gampel (203) 486-2896 Hartford TBA



**Sports Information Director/Home Phone:** Tim Tolokan/(203) 487-0426  
**Men's Basketball Contact/Home Phone:** Tim Tolokan/(203) 487-0426

## HUSKIES BASKETBALL STAFF

**Head Coach:** Jim Calhoun (American International '68)  
**Collegiate Coaching Record:** 384-200 (19 years)  
**Record at Connecticut:** 98-63 (5 years)  
**Record at Connecticut vs. Illinois:** 0-0  
**Assistant Coaches:** Howie Dickenman (Central Connecticut '69), Dave Leitao (Northeastern '83), Glen Miller (Connecticut '87), Steve Pikiell (Connecticut '89)  
**Basketball Office Telephone:** (203) 486-2720  
**Best Opportunity to Reach Head Coach:** 10 a.m. - noon

## UCONN SCOUTING REPORT

**Outlook:** The Connecticut Huskies have been one of the most impressive teams in the country for the past several years. UConn has posted an overall record of 89-44 during the past four seasons, its winningest four-year period in history. In addition, Coach Jim Calhoun and the Huskies have put together a 12-3 postseason record in his five years there (7-1 in the NIT, and 5-2 in the NCAA). Expectations are high, since eight lettermen and four starters return from last season's 20-11 squad. Senior co-captains Chris Smith and Rod Sellers will be the chief players to watch. Smith, one of the top guards in the nation, led Connecticut in scoring in each of the last two seasons. The 6-foot-9 1/2-inch Sellers is considered one of the top big men in the Big East Conference. The other key returnee is 6-7 junior forward Scott Burrell. Burrell, who is also a baseball pitcher in the Toronto Blue Jays organization, started all 31 games for UConn a year ago. Even though UConn's forces are skilled and experienced, Calhoun believes that the 1991-92 schedule is the toughest in the school's history, with 18 Big East games, and intersectional matchups with teams such as Wake Forest, Texas and Illinois.

**Starters Returning/Lost:** 4/1  
**Lettermen Returning/Lost:** 8/6

## Illinois returnees vs. Connecticut

First meeting

## SERIES HISTORY VS. ILLINOIS

First meeting



**Head Coach:**  
Jim Calhoun



**Athletic Director:**  
Lew Perkins



**Sports Information Director:**  
Tim Tolokan

## Connecticut Roster

Player	Ht.	Wt.	Yr.	Pos.	Hometown	1990-91 Stats (ppg/rpg/apg)
Richie Ashmeade	6-2	170	Fr.	G	Queens Village, N.Y.	(not avail.)
** Scott Burrell+	6-7	209	Jr.	F	Hamden, Conn.	12.7/7.5/3.1
Jeff Calhoun	6-2	160	Fr.	G	Mansfield, Conn.	(not avail.)
*** Dan Cyruik	7-1	257	Sr.	C	Williamsville, N.Y.	3.0/2.3/0.5
Brian Fair	6-3	185	Fr.	G	Phoenix, Ariz.	(not avail.)
Rudy Johnson	6-6	190	Fr.	F	Jacksonville, Fla.	(not avail.)
* Gilad Katz+	6-3	194	Sr.	G	Tel-Aviv, Israel	2.9/0.6/1.0
** Oliver Macklin	6-4	184	Jr.	G	Bridgeport, Conn.	1.0/2.1/0.0
Donny Marshall	6-7	220	Fr.	F	Federal Way, Wash.	(not avail.)
Donyell Marshall	6-9	195	Fr.	F	Reading, Pa.	(not avail.)
Kevin Ollie	6-2	170	Fr.	G	Los Angeles, Calif.	(not avail.)
*** Steve Pikiell	6-5	180	Sr.	G	Bristol, Conn.	2.9/1.5/1.4
*** Rod Sellers+	6-10	224	Sr.	C	Florence, S.C.	11.7/8.0/1.1
** Chns Smith+	6-2	182	Sr.	G	Bridgeport, Conn.	18.0/2.9/3.4
** Torano Walker+	6-7	226	Jr.	F	Orlando, Fla.	5.1/5.7/1.3
Nantambu Willingham	6-10	220	Fr.	C	Atlanta, Ga.	(not avail.)

+ returning starter \* letters earned & player has redshirted

## 1991-92 Schedule

(1990-91: 20-11 overall; 9-7 Big East, 3rd place)

Month	Date	Opponent	Location
November	1	MARATHON OIL-EXHIBITION (GAMPEL PAVILION)	
	8	CANADIAN NATIONAL TEAM-EXHIBITION (HARTFORD CC)	
	22	HARTFORD (HARTFORD CC)	
	29	YALE (HARTFORD CC)	
December	2	WAKE FOREST (HARTFORD CC)	
	7	MAINE (GAMPEL PAVILION)	
	14	at Texas	
	23	FAIRFIELD (GAMPEL PAVILION)	
	27-28	CONNECTICUT MUTUAL CLASSIC (HARTFORD CC) (Central Connecticut, Furman, George Mason)	
January	2	MIAMI (GAMPEL PAVILION)	
	4 or 5	at Illinois	
	7	ST. JOHN'S (GAMPEL PAVILION)	
	11	at Villanova	
February	14	PITTSBURGH (HARTFORD CC)	
	18	at Miami Jan. 22 at Providence	
	25	BOSTON COLLEGE (HARTFORD CC)	
March	27	VILLANOVA (GAMPEL PAVILION)	
	1	at St. John's	
	3	at Syracuse	
	8	SETON HALL (GAMPEL PAVILION)	
	12	GEORGETOWN (HARTFORD CC)	
March	19	at Georgetown	
	22	PROVIDENCE (GAMPEL PAVILION)	
	25	at Pittsburgh	
March	1	at Seton Hall	
	4	SYRACUSE (HARTFORD CC)	
	7	at Boston College	
12-15	at Big East Tournament		

THE OPPONENTS



**Wednesday, Jan. 8 at Champaign**  
**Tuesday, Feb. 11 at West Lafayette, Ind.**

## PERTINENT FACTS

**President:** Dr. Stephen C. Beering  
**Enrollment:** 35,647  
**Arena Capacity:** Mackey Arena/14,123  
**Nickname:** Boilermakers  
**Colors:** Old Gold & Black  
**Conference:** Big Ten  
**Athletic Department Phone:** (317) 494-3189  
**Sports Information Mailing Address:**  
 Athletic Public Relations  
 Purdue University  
 Rm 15 Mackey Arena  
 West Lafayette, IN 47907  
**Telephone:** (317) 494-3200  
**Fax:** (317) 494-5447  
**Pressbox Phone:** (317) 494-6364



**Sports Information Director/Home Phone:** Mark Adams/(317) 463-0102  
**Men's Basketball Contact/Home Phone:** Mark Adams/(317) 463-0102

## BOILERMAKERS BASKETBALL STAFF

**Head Coach:** Gene Keady (Kansas State '58)  
**Collegiate Coaching Record:** 270-124 (13 years)  
**Record at Purdue:** 232-105 (11 years)  
**Record at Purdue vs. Illinois:** 14-14  
**Assistant Coaches:** Bruce Weber (Wisconsin-Milwaukee '78), Frank Kendrick (Purdue '74), Tom Reiter (Wisconsin '75), Steve Lavin (Chapman '88)  
**Basketball Office Telephone:** (317) 494-3214  
**Best Opportunity to Reach Head Coach:** Tuesday teleconferences

## PURDUE SCOUTING REPORT

**Outlook:** Purdue once again appears to be starting over after graduation took three starters from last year's club. Departed regulars Jimmy Oliver and Chuckie White at forwards, and point guard Dave Barrett will be missed, but Coach Gene Keady has a solid blend of returnees and newcomers. Senior center Craig Riley will be counted on to provide a force in the middle. Over the last six regular-season games in 1991, he averaged 12.8 points and for the season shot 51.8 percent from the field. The other returning starter is junior Matt Painter, who was a regular in the final nine games last season. The newcomers include five eligible freshmen and Glenn Robinson, the nation's top-rated prep power forward. The new players include forwards Cuonzo Martin and Brandon Brantley, as well as guards Matt Waddell, Todd Foster and Herb Dove.

**Starters Returning/Lost:** 2/3  
**Lettermen Returning/Lost:** 1/4

## Illinois returnees vs. Purdue

	G/GS	PPG	RPG	APG	Best Performance
R Clemons	2/2	7.0	2.0	2.5	10 pts., 3 reb. at W. Lafayette, 2/6/91
T Geers	3/0	3.3	1.0	0.3	6 pts., 2 reb. at Champaign, 1/5/91
T. Michael	2/0	2.0	2.5	1.0	3 pts., 2 reb. at Champaign, 1/5/91
S. Pierce	2/0	3.5	3.5	1.0	5 pts., 6 reb. at Champaign, 1/5/91
B. Taylor	3/0	4.7	2.0	1.0	8 pts., 4 reb. at W. Lafayette, 2/6/91
D. Thomas	2/2	11.5	5.5	0.0	14 pts., 5 reb. at W. Lafayette, 2/6/91



**Head Coach:**  
Gene Keady



**Athletic Director:**  
George King



**Sports Information Director:**  
Mark Adams

## Purdue Roster

Player	Ht.	Wt.	Yr.	Pos.	Hometown	1990-91 Stats (ppg/rpg/apg)
** Woody Austin**	6-2	186	Sr.	G	Richmond, Ind.	14.3/3.6/2.4
Brandon Brantley	6-8	200	Fr.	F	Merrillville, Ind.	22.5/12.1
* Linc Darner	6-4	182	So.	G	Anderson, Ind.	5.4/2.0/1.4
Herb Dove	6-4	175	Fr.	G	Indianapolis, Ind.	16.5/10.1
Todd Foster	6-2	185	Fr.	G	Washington, Ill.	(not available)
Cuonzo Martin	6-6	190	Fr.	F	East St. Louis, Ill.	24.1/16.1
Cornelius McNary	6-9	218	So.	C	Matteson, Ill.	3.8/2.0/2
** Matt Painter+	6-6	193	Jr.	G	Muncie, Ind.	4.2/1.9/2.9
*** Craig Riley+	6-9	255	Sr.	C	Fort Wayne, Ind.	6.4/3.0/6
Glenn Robinson	6-9	208	Fr.	F	Gary, Ind.	25.6/14.6
* Ian Stanback	6-7	215	So.	F	East St. Louis, Ill.	5.8/3.9/4
* Travis Trice	6-1	182	So.	G	Princeton, Ind.	2.2/1.2/2.6
Matt Waddell	6-4	170	Fr.	G	Tipton, Ind.	(redshirt season)
Kenny Williams	6-9	235	Jr.	C	Alsip, Ill.	13.0/6.0

+ returning starter \* letters earned & player has redshirted

## 1991-92 Schedule

(1990-91: 17-12 overall; 9-9 Big Ten, 5th place [t])

November	December	January	February	March
8 at Illinois	2 at Indiana State	2 at North Carolina	2 at Wisconsin	7 at Minnesota
10 HIGH FIVE AAU TEAM	6-7 BOILERMAKER INVITATIONAL (Central Michigan, Wisconsin-Green Bay, Prairie View A&M)	4 WESTERN MICHIGAN	5 MINNESOTA	11 MICHIGAN
15 CUBAN NATIONAL TEAM	15 GEORGIA		8 at Ohio State	14 or 15 INDIANA
21-29 PRE-SEASON NIT: BALL STATE (opening round opponent)	17 STETSON		11 ILLINOIS	
	21 at Butler		15 at Iowa	
	23 SOUTHWEST MISSOURI STATE		20 at Northwestern	
	28 at Loyola		22 at Michigan State	
			26 OHIO STATE	
			29 WISCONSIN	

## SERIES HISTORY VS. ILLINOIS

**Games:** 159      **Illinois Wins:** 68      **Purdue Wins:** 71  
**At Illinois:** Illinois 17, Purdue 23  
**At Purdue:** Purdue 18, Illinois 21  
**At Neutral Sites:** 0-0  
**Lou Henson's Record vs. Purdue While Coaching at Illinois:** 14-18  
**Gene Keady's Record vs. Illinois While Coaching at Purdue:** 11-11  
**Illinois' Largest winning margin:** 44, February 21, 1948, at Champaign, 98-54  
**Purdue's largest winning margin:** 34, February 14, 1970, at W. Lafayette, 83-49





### All-Time Series Scores

Date	Ill.	Pur	Date	Ill.	Pur	Date	Ill.	Pur
*1-27-06	25	19	2-29-32	-19	34	2-25-67	-86	98
2-17-06	-22	48	1-8-34	-21	36	*2-17-68	-68	75
*1-12-07	-27	32	*3-5-34	27	26	1-7-69	-84	98
2-16-07	-18	45	1-7-35	37	36	2-14-70	-49	83
1-11-08	24	23	2-16-35	-27	35	*2-21-70	-81	88
*2-29-08	38	15	1-18-37	38	37	*2-16-71	-70	73
*2-17-09	24	18	*2-15-37	-34	61	3-6-71	-93	99
3-5-09	-20	28	*1-10-38	51	43	*1-15-72	-74	85
*1-29-10	33	17	2-7-38	-13	23	1-6-73	-80	91
3-4-10	-10	28	2-11-39	-30	34	*1-12-74	-69	91
*1-28-11	-29	33	*2-20-39	35	26	3-2-74	-83	94
2-18-11	25	15	2-17-40	-27	33	*1-18-75	-67	86
*1-21-12	-20	35	*3-4-40	-31	34	2-15-75	-91	114
2-6-12	-14	28	*1-6-41	49	34	*1-31-76	71	63
*1-21-13	22	18	2-3-41	-29	46	2-28-76	-62	81
3-7-13	-11	12	*3-7-42	34	32	1-29-77	-63	66
*1-17-14	26	20	2-5-47	-42	51	*2-5-77	71	70
2-16-14	30	25	*2-21-48	98	54	1-5-78	-85	95
1-16-15	27	8	1-31-49	-53	55	*3-4-78	67	66
2-27-15	22	15	*1-9-50	59	54	*1-20-79	-57	69
*1-11-16	22	11	2-5-51	85	76	2-8-79	-65	71
3-4-16	29	19	*2-17-51	70	65	1-10-80	-66	74
1-6-17	28	24	*1-28-52	84	57	*2-23-80	-69	72
*2-17-17	27	16	3-1-52	82	71	*1-15-81	87	65
*1-9-18	27	17	1-5-53	87	71	2-28-81	81	70
2-16-18	-26	29	*2-16-53	93	67	1-28-82	63	48
*1-18-19	-13	16	*2-8-54	89	55	*2-18-82	-44	52
2-21-19	25	18	1-10-55	83	73	1-19-83	-62	63
*1-10-20	33	31	1-16-56	92	76	*2-23-83	-54	56
2-7-20	-20	36	*2-20-56	102	77	*1-21-84	76	52
2-5-21	39	26	2-2-57	-74	85	2-25-84	-55	59
*2-22-21	-19	29	*2-23-57	80	78	1-30-85	-34	54
*2-7-22	29	28	*2-10-58	99	84	*3-2-85	86	43
*3-7-22	-31	39	1-31-59	-81	102	*2-2-86	80	68
*1-20-23	-20	24	1-11-60	81	75	2-27-86	81	72
2-17-23	28	26	*2-13-60	93	+89	#1-22-87	-86	87
3-2-25	-18	34	2-11-61	-73	89	#2-23-87	-75	76
*3-6-25	37	27	*3-4-61	85	75	*1-4-88	-68	81
*2-10-26	29	28	1-8-62	-89	96	2-25-88	-79	93
3-1-26	-23	28	*2-17-62	-88	100	1-2-89	-72	76
*1-7-28	-24	30	*1-12-63	106	82	*2-21-89	102	75
2-14-28	-14	40	2-19-63	87	79	1-20-90	-68	81
1-5-29	-24	33	2-24-64	-74	85	*2-21-90	90	78
*3-2-29	-23	37	*2-6-65	121	93	*1-5-91	63	61
1-10-31	-15	30	1-15-66	-87	93	2-6-91	59	56
*2-10-31	26	22	*2-28-66	98	81			
*1-9-32	28	21	*2-18-67	94	92			

\* at Champaign # overtime + two overtimes

### ILLINOIS VS. PURDUE LAST SEASON

January 5, 1991 at Champaign

This game was close throughout, as neither team built a lead larger than six points all afternoon. In the first half, Illinois' Andy Kaufmann (11) and Purdue's Jimmy Oliver (10) did most of the scoring in a first half characterized by lackluster shooting by both clubs. Kaufmann, however, was the exception, hitting 5-of-6 before the break, and 12-of-16 for the game to contribute to his game-high 32 points. But it was Deon Thomas who scored the decisive basket. Though he scored in single digits for the first time in 11 games, his tipin from behind the backboard of Rennie Clemons' missed layup with four seconds left in the game broke a 61-61 deadlock. Chuckie White and Jimmy Oliver paced Purdue with 17 points apiece. The win was Illinois third in a row over Purdue in the Assembly Hall.

### Illinois 63, Purdue 61

PURDUE (61)	FGA-M	3PM-A	FTM-A	Reb	PF	TP	A	TO	BK	S	MIN
White	14-7	0-1	3-5	14	2	17	0	2	1	0	37
Oliver	15-7	3-8	0-1	4	1	17	2	2	0	0	36
McNary	7-2	0-0	0-0	2	2	4	0	0	1	0	15
Barrett	4-1	1-4	0-0	1	3	3	8	2	0	0	34
Darner	5-2	2-4	0-0	1	1	6	0	0	0	0	22
Riley	1-0	0-0	0-0	1	0	0	0	1	1	0	8
Trice	0-0	0-0	0-0	3	1	0	1	0	0	0	5
Austin	8-3	1-2	0-0	2	1	7	1	3	0	0	19
Painter	1-0	0-1	0-0	1	1	0	0	1	0	0	5
Stanback	3-3	0-0	1-1	3	3	7	2	2	0	0	19
<b>TEAM</b>				<b>4</b>							
<b>TOTALS</b>	<b>25-58</b>	<b>7-20</b>	<b>4-7</b>	<b>36</b>	<b>16</b>	<b>61</b>	<b>14</b>	<b>13</b>	<b>3</b>	<b>0</b>	<b>200</b>
	FG%: .480		FT%: .571								

ILLINOIS (63)	FGA-M	3PM-A	FTM-A	Reb	PF	TP	A	TO	BK	S	MIN
Thomas	9-4	0-0	1-4	6	1	9	0	3	3	0	37
Kaufmann	16-12	3-5	5-6	5	1	32	0	4	0	0	33
Kpedi	3-1	0-0	1-1	2	1	3	0	0	0	0	15
Clemons	5-2	0-0	0-0	1	1	4	4	1	0	3	22
Smith	8-0	0-2	1-4	6	1	1	9	1	0	2	30
Geers	4-2	2-3	0-0	2	3	6	0	1	1	1	19
Pierce	4-2	0-0	1-4	6	3	5	1	2	0	1	19
Michael	1-1	1-1	0-0	2	1	3	1	1	1	0	17
<b>TEAM</b>				<b>2</b>							
<b>TOTALS</b>	<b>24-50</b>	<b>6-11</b>	<b>9-19</b>	<b>32</b>	<b>12</b>	<b>63</b>	<b>15</b>	<b>13</b>	<b>5</b>	<b>7</b>	<b>200</b>
	FG%: .431		FT%: .571								

Half time score: Purdue 31, Illinois 29

Attendance: 15,721

#### February 2, 1991 at West Lafayette

The Fighting Illini trailed by as many as 10 points in the first half. The other first-half statistics were not as lopsided but certainly added up. The Boilermakers outshot Illinois, 50 percent to 44 percent, outrebounded them, 18-15, and shot more free throws, 6-of-10 to 3-of-8. A 9-1 Illinois run in the opening four and one-half minutes of the second half narrowed the gap to three points, and the Fighting Illini finally tied the game (51-51) on an Andy Kpedi free throw with 4:41 left in the game. A Larry Smith free throw with 0:51 showing on the clock maximized the Illinois lead at 59-53, but the Boilermakers Jimmy Oliver hit a three-pointer from the left wing with 40 seconds remaining.

### Illinois 59, Purdue 56

ILLINOIS (59)	FGA-M	3PM-A	FTM-A	Reb	PF	TP	A	TO	BK	S	MIN
Thomas	8-5	0-0	4-7	5	2	14	0	2	1	0	27
Kaufmann	12-6	0-1	2-2	3	1	14	3	2	1	0	33
Kpedi	4-1	0-0	2-6	9	5	4	1	1	2	0	22
Clemons	11-4	0-0	2-3	3	3	10	1	1	0	3	26
Smith	5-1	0-1	4-8	3	3	6	4	4	0	0	36
Pierce	2-1	0-0	0-0	1	5	2	1	1	0	0	14
Taylor	3-3	1-1	1-1	4	0	8	0	1	0	1	24
Michael	2-0	0-0	1-3	3	1	1	1	0	0	0	18
<b>TEAM</b>				<b>1</b>							
<b>TOTALS</b>	<b>21-47</b>	<b>1-3</b>	<b>16-30</b>	<b>32</b>	<b>20</b>	<b>59</b>	<b>11</b>	<b>12</b>	<b>3</b>	<b>5</b>	<b>200</b>
	FG%: .447		FT%: .533								

PURDUE (56)	FGA-M	3PM-A	FTM-A	Reb	PF	TP	A	TO	BK	S	MIN
Oliver	20-10	2-5	4-6	10	1	26	2	2	0	0	36
Stanback	8-4	0-0	0-1	7	3	8	0	2	0	1	38
White	7-2	0-0	2-7	4	5	6	0	4	1	1	20
Trice	8-4	1-3	0-0	1	5	9	3	2	0	0	28
Darner	3-0	0-2	0-0	2	4	0	3	1	0	0	23
Barrett	3-1	0-0	0-0	3	2	2	0	1	1	0	12
Painter	6-1	0-0	1-1	4	1	3	1	0	0	0	21
Riley	4-1	0-1	0-1	6	3	2	2	1	4	0	20
McNary	0-0	0-0	0-0	0	0	0	0	0	0	0	2
<b>TEAM</b>				<b>2</b>							
<b>TOTALS</b>	<b>23-59</b>	<b>3-11</b>	<b>7-16</b>	<b>39</b>	<b>24</b>	<b>56</b>	<b>11</b>	<b>13</b>	<b>6</b>	<b>2</b>	<b>200</b>
	FG%: .390		FT%: .438								

Half time score: Purdue 56, Illinois 28 Attendance: 14,123

THE OPPONENTS

# MICHIGAN STATE




**Saturday, Jan. 11 at Champaign**  
**Saturday, Mar. 7 at East Lansing**

## PERTINENT FACTS

**President:** Dr. John DiBiaggio  
**Enrollment:** 42,785  
**Arena Capacity:** Breslin Student Events Center/15,138  
**Nickname:** Spartans  
**Colors:** Green & White  
**Conference:** Big Ten  
**Athletic Department Phone:** (517) 355-1623  
**Sports Information Mailing Address:**  
 Michigan State University  
 116 Lanton Hall  
 East Lansing, MI 48824-1044  
**Telephone:** (517) 355-2271  
**Fax:** (517) 353-9636  
**Pressbox Phone:** (517) 356-1626

**Sports Information Director/Home Phone:** Ken Hoffman/(517) 321-4128  
**Men's Basketball Contact/Home Phone:** John Farina/(517) 355-5914

# S



**Head Coach:**  
Jud Heathcote



**Athletic Director:**  
George Perles



**Sports Information Director:**  
Ken Hoffman

## SPARTANS BASKETBALL STAFF

**Head Coach:** Jud Heathcote (Washington State '50)  
**Collegiate Coaching Record:** 341-234 (20 seasons)  
**Record at Michigan State:** 261-181 (15 seasons)  
**Record at Michigan State vs. Illinois:** 13-17  
**Assistant Coaches:** Tom Izzo (Northern Michigan '77), Stan Joplin (Toledo '79), Jim Boylen (Maine '87), Brian Gregory (Oakland '90)  
**Basketball Office Telephone:** (517) 355-1644  
**Best Opportunity to Reach Head Coach:** Mornings

## MSU SCOUTING REPORT

**Outlook:** A year ago, the Michigan State Spartans were coming off a Big Ten championship, a school-record 28 wins, and a berth in the final 16 of the NCAA Tournament. They were expected to challenge for the league crown once again. Though they didn't live up to expectations, they did, in fact, have a good year. They tied with the Fighting Illini for third place in the Big Ten and went 19-11 on the season. Four starters return this year, but the starter who doesn't return is All-American and NBA first-round draft choice Steve Smith. Coach Jud Heathcote is expecting better offensive balance without Smith and is hoping that the team's overall experience will contribute to better defense. The Spartans will be looking to Matt Steigenga, Dwayne Stephens and Mike Peplowski for leadership. Michigan State should also benefit from the eight games it played over the summer in Australia.

**Starters Returning/Lost:** 4/1  
**Lettermen Returning/Lost:** 8/4

## SERIES HISTORY VS. ILLINOIS

**Games:** 71      **Illinois Wins:** 38      **Michigan State Wins:** 33  
**At Illinois:** Illinois 24, Michigan State 12  
**At Michigan State:** Michigan State 21, Illinois 13  
**At Neutral Sites:** Illinois 1, Michigan State 0  
**Jud Henson's Record vs. Michigan State While Coaching at Illinois:** 17-15  
**Jud Heathcote's Record vs. Illinois While Coaching at Michigan State:** 13-17  
**Illinois' Largest winning margin:** 32, March 9, 1965 at Champaign, 121-89  
**Michigan State's largest winning margin:** 22, February 25, 1978 at East Lansing, 89-67

## Michigan State Roster

Player	Ht.	Wt.	Yr.	Pos.	Hometown	1990-91 Stats (ppg/rpg/apg)
Daimon Beathea	6-7	190	Fr.	F	Elkhart, Ind.	(not available)
* Ron Haley	6-6	210	So.	F	Saginaw, Mich.	(0.4/0.0/0.2)
Anthony Miller	6-9	250	So.	F	Benton Harbor, Mich.	(not available)
***Mark Montgomery+	6-2	170	Sr.	G	Inkster, Mich.	(7.5/3.4/5.8)
Steve Nicodemus	6-4	185	Fr.	G	S. Whitley, Ind.	(not available)
* Andy Penick	6-2	180	So.	G	Louisville, Ky.	(4.0/0.6/0.8)
** Mike Peplowski+	6-10	270	Sr.	C	Detroit, Mich.	(7.3/6.9/2.0)
Shawn Respert	6-3	175	So. & G		Detroit, Mich.	(not available)
Eric Snow	6-3	180	Fr.	G	Canton, Ohio	(not available)
***Matt Steigenga+	6-7	225	Sr.	F	Grand Rapids, Mich.	(12.6/4.9/2.1)
** Dwayne Stephens+	6-7	220	Jr.	F	Ferndale, Mich.	(5.3/4.2/1.4)
* Kris Weshinsky	6-3	180	So.	G	Purcellville, Va.	(2.5/1.1/0.6)
** Jon Zulauf	6-6	200	Sr.	F	Port Huron, Mich.	(1.3/1.8/0.2)

+ returning starter \* letters earned & player has redshirted

## 1991-92 Schedule

(1990-91: 19-11 overall; 11-7 Big Ten, 3rd place)

Month	Date	Opponent	Location
November	16	CUBA NATIONALS (Exhibition)	at Minnesota
			22 at Purdue
			29 MICHIGAN
20		ATHLETES IN ACTION (Exhibition)	
	25-27	at Maui Invitational	
December	4	NEBRASKA	12 WISCONSIN
	7	at Dayton	15 at Michigan
	14	DETROIT MERCY	19 at Indiana
	17	ILLINOIS-CHICAGO	22 PURDUE
	21	CINCINNATI	29 OHIO STATE
	27-28	OLDS SPARTAN CLASSIC	
January	7	at Ohio State	5 at Northwestern
	11	ILLINOIS	7 at Illinois
			11 MINNESOTA
	15	NORTHWESTERN	15 IOWA

## Illinois returnees vs. Michigan State

Player	G	GS	PPG	RPG	APG	Best Performance
R. Clemons	2/2	13.0	3.5	3.5	17 pts., 3 reb., 6 ast. at Champaign, 1/17/91	
T. Geers	1/0	2.0	1.0	0.0	2 pts., 1 reb. at Champaign, 1/17/91	
T. Michael	2/0	2.0	0.5	0.5	4 pts., 1 reb., 1 ast. at Champaign, 1/17/91	
S. Pierce	2/0	1.0	3.0	0.0	2 pts., 5 reb. at East Lansing, 2/16/91	
B. Taylor	2/0	0.0	0.5	0.0	1 reb. at East Lansing, 2/16/91	
D. Thomas	2/2	11.0	4.5	0.5	12 pts., 6 reb. at Champaign, 1/17/91	





## All-Time Series Scores

Date	Ill.	MSU	Date	Ill.	MSU	Date	Ill.	MSU
3-5-51	49	43	*1-6-68	66	56	2-2-80	-59	68
*2-11-52	84	62	3-9-68	-59	62	1-29-81	71	70
1-19-53	76	64	2-15-69	-70	75	*2-21-81	82	62
*3-2-53	66	53	*3-4-69	71	57	*1-16-82	55	51
1-9-54	-59	60	@12-29-69	86	77	2-25-82	-47	56
*2-14-55	90	72	2-24-70	74	67	1-27-83	78	71
*1-2-56	73	65	*3-7-70	-76	81	*2-19-83	69	61
2-18-56	96	76	*1-9-71	89	61	*1-26-84	46	40
*2-9-57	-64	70	1-16-71	69	67	2-19-84	70	53
*2-18-57	-83	89	2-8-72	-79	89	*1-12-85	75	63
2-15-58	-56	69	*2-24-73	81	71	2-7-85	-56	64
*1-10-59	-96	97	1-14-74	-82	90	*1-21-86	-51	58
*1-16-60	96	88	1-28-74	-82	93	2-6-86	-80	84
2-8-60	-77	78	*2-1-75	-60	75	*1-5-87	79	72
*1-30-61	93	92	3-1-75	-82	96	3-7-87	77	64
2-20-61	-80	90	*1-24-76	-63	74	*1-9-88	77	62
1-13-62	66	65	2-21-76	-59	69	2-13-88	83	65
*2-9-63	91	86	1-20-77	-58	67	*1-7-89	71	54
*1-4-64	87	66	*3-5-77	-61	62	2-16-89	75	56
2-17-64	-82	85	*1-12-78	-70	82	*1-18-90	73	64
2-20-65	113	94	2-25-78	-67	89	2-17-90	-63	70
*3-9-65	121	89	*1-11-79	57	55	*1-17-91	-68	71
2-22-66	-66	68	2-24-79	-62	76	2-16-91	-58	62
*1-7-67	-74	76	*1-26-80	74	65			

\* at Champaign @ non-conference

## ILLINOIS VS. MICHIGAN STATE LAST SEASON

Thursday, January 17, 1991 at the Assembly Hall, Champaign

Illinois entered this game following two nailbiters at home, a two-point win over Purdue, and a one-pointer over Minnesota. The Fighting Illini broke a 19-19 tie halfway through the opening stanza, and forged to a 37-27 advantage at the intermission. The second half was almost a mirror image of the first. Michigan State tied the game at 55 at the three-quarter mark on the strength of superior shooting (.607 in the second half to Illinois' .429). Steve Smith went 6-of-12 from the field in each half, and paced the Spartans with 35 points on the night.

## Michigan State 71, Illinois 28

MICH. ST. (71)	FGA-M	3PM-A	FTM-A	Reb	PF	TP	A	TO	BK	S	MIN
Steigenga	2-8	0-0	4-6	3	4	8	6	3	2	0	32
Stephens	0-3	0-0	0-0	3	2	0	1	0	2	0	23
Peplowski	3-3	0-0	0-0	7	2	6	1	0	0	0	32
Montgomery	5-9	2-4	0-0	5	4	12	4	3	0	0	35
Smith, S.	12-24	3-9	8-8	5	2	35	1	2	1	0	40
Weshinsky	0-0	0-0	0-0	0	1	0	0	0	0	0	2
Penick	0-0	0-0	0-0	0	0	0	0	0	0	0	3
Zulauf	0-0	0-0	2-2	0	0	2	0	0	0	0	7
Hickman	4-6	0-0	0-0	2	4	8	1	0	0	1	26
<b>TEAM</b>				<b>2</b>							
<b>TOTALS</b>	<b>26-53</b>	<b>5-13</b>	<b>14-16</b>	<b>27</b>	<b>19</b>	<b>71</b>	<b>14</b>	<b>8</b>	<b>5</b>	<b>1</b>	<b>200</b>
	<b>FG%: .491</b>		<b>FT%: .875</b>								

ILLINOIS (68)	FGA-M	3PM-A	FTM-A	Reb	PF	TP	A	TO	BK	S	MIN
Thomas	5-11	0-0	2-2	6	2	12	1	0	0	0	36
Kaufmann	4-16	1-4	7-10	2	4	16	2	1	0	0	34
Kpedi	2-5	0-0	4-7	8	0	8	0	2	1	3	34
Clemons	6-10	2-4	3-3	3	3	17	6	5	0	0	37
Smith, L.	4-7	1-1	0-0	6	2	9	3	1	0	0	39
Pierce	0-0	0-0	0-0	1	0	0	0	0	0	0	10
Michael	2-2	0-0	0-0	1	2	4	1	2	0	2	6
Geers	1-2	0-0	0-1	1	0	2	0	0	0	0	3
Taylor	0-0	0-0	0-0	0	2	0	0	0	0	0	1
<b>TEAM</b>				<b>3</b>				<b>1</b>			
<b>TOTALS</b>	<b>FG%: .453</b>		<b>FT%: .727</b>								

Saturday, Feb. 16, 1991 at Breslin Center, East Lansing Michigan

Though the Spartans were a preseason favorite in the Big Ten, it turned out that they were fighting for an NCAA Tournament berth when the Fighting Illini rolled into town. The first half was nip and tuck, with neither team taking a lead of more than three points. Following a tie at the intermission, the Spartans went on a 10-1 run to gain their biggest lead of the afternoon (36-27). The Fighting Illini battled back, tying it at 47 with just over six minutes remaining, but MSU's star guard, Steve Smith, who had been in a shooting slump, managed to score a game-leading 24 points (on 8-of-19 shooting), 10 of which came after that 47-all tie. Smith also led all players with 10 rebounds in the game. One of the keys to the MSU win was Illinois' 16 turnovers to the Spartans' eight. The loss dropped Illinois to 18-7 overall, and 8-4 in the Big Ten, one-half game ahead of Michigan State, which advanced its record to 15-8 overall, and 8-5 in the league.

## Michigan State 62, Illinois 58

ILLINOIS (58)	FGA-M	3PM-A	FTM-A	Reb	PF	TP	A	TO	BK	S	MIN
Thomas	4-9	0-0	2-2	3	2	10	0	5	2	0	27
Kaufmann	7-11	1-2	6-6	6	3	21	0	3	0	0	35
Kpedi	1-2	0-0	1-2	4	3	3	0	2	0	0	24
Clemons	4-9	0-0	1-2	4	2	9	1	1	0	2	29
Smith, L.	5-13	1-5	2-2	6	4	13	3	2	0	0	34
Taylor	0-2	0-0	0-0	1	3	0	0	0	0	0	22
Pierce	1-3	0-0	0-0	5	4	2	0	1	0	0	25
Michael	0-1	0-0	0-0	0	1	0	0	0	0	0	4
<b>TEAM</b>				<b>3</b>				<b>2</b>			
<b>TOTALS</b>	<b>22-50</b>	<b>2-7</b>	<b>12-14</b>	<b>32</b>	<b>22</b>	<b>58</b>	<b>4</b>	<b>16</b>	<b>2</b>	<b>2</b>	<b>200</b>
	<b>FG%: .440</b>		<b>FT%: .857</b>								

MICH. ST. (62)	FGA-M	3PM-A	FTM-A	Reb	PF	TP	A	TO	BK	S	MIN
Stephens	1-4	0-0	1-2	3	4	3	0	1	0	1	31
Steigenga	4-8	0-0	0-0	2	4	8	2	2	0	1	32
Hickman	5-7	0-0	1-2	6	1	11	1	1	0	1	29
Montgomery	1-4	0-2	2-4	1	1	4	4	1	0	2	32
Smith, S.	8-19	1-2	7-13	10	1	24	1	2	0	2	40
Weshinsky	1-1	0-0	0-0	0	1	2	1	0	0	0	10
Penick	0-3	0-2	2-2	0	1	2	0	0	0	0	10
Peplowski	1-4	0-0	6-6	3	2	8	0	1	0	0	16
<b>TEAM</b>				<b>3</b>							
<b>TOTALS</b>	<b>21-50</b>	<b>1-6</b>	<b>19-29</b>	<b>28</b>	<b>15</b>	<b>62</b>	<b>9</b>	<b>8</b>	<b>0</b>	<b>7</b>	<b>200</b>
	<b>FG%: .420</b>		<b>FT%: .655</b>								

Half time score: Illinois 26, Michigan State 26


Attendance: 15,138



**Wednesday, Jan. 15 at Iowa City, Iowa;  
Sunday, Feb. 23 at Champaign**

### PERTINENT FACTS

**President:** Hunter Rawlings III  
**Enrollment:** 28,000  
**Arena Capacity:** Carver-Hawkeye Arena/15,500  
**Nickname:** Hawkeyes  
**Colors:** Old Gold & Black  
**Conference:** Big Ten  
**Athletic Department Phone:** (319) 335-9327  
**Sports Information Mailing Address:**  
 205 D Carver-Hawkeye Arena  
 Iowa City, IA 52242  
**Telephone:** (319) 335-9411  
**Fax:** (319) 335-9417  
**Pressbox Phone:** (319) 335-7284



**Sports Information Director/Home Phone:** George Wine/(319) 644-2781  
**Men's Basketball Contact/Home Phone:** George Wine/(319) 644-2781

### HAWKEYES BASKETBALL STAFF

**Head Coach:** Tom Davis  
**Collegiate Coaching Record:** 384-202  
**Record at Iowa:** 110-52  
**Record at Iowa vs. Illinois:** 5-5  
**Assistant Coaches:** Gary Close (Arizona State '78) Bruce Pearl (Boston College '82) Rick Moss (Southern Illinois '75) Rich Walker (Bowling Green '71)  
**Basketball Office Telephone:** (319) 335-9444  
**Rest Opportunity to Reach Head Coach:** Tuesday mornings

### UI SCOUTING REPORT


**Outlook:** The Hawkeyes are optimistic that they can be contenders for the Big Ten title this season. The entire Iowa team is returning, two medical redshirted players last year's fifth-place (Big Ten) team will be back, and one new recruit joins the squad. In fact 11 of this year's Iowa players started and played extensively last season. One of the players to watch will be center Acie Earl, who led the Hawkeyes last year in scoring and set a school record and tied a Big Ten record for blocked shots in a season. Forward James Moses and guard Val Barnes, who also received All-Big Ten mention, were the other Iowa players who scored in double figures last season.

**Starters Returning/Lost:** 5/0  
**Lettermen Returning/Lost:** 11/0 1991-92

### Iowa Roster

Player	Ht.	Wt.	Yr.	Pos.	Hometown	1990-91 Stats (ppg/rpg/apg)
* Val Barnes+	6-2	195	Jr.	G	Wichita, Kan.	11.5/2.5/1.8
Jim Bartels	6-5	170	So.	G/F	Freedom, Wis.	1.9/1.3/6
Phil Chime	6-5	215	Fr.	F	Houston, Tex.	(not available)
** Rodell Davis	6-3	215	Sr.	F/G	Dixmoor, Ill.	7.9/3.0/6
** Acie Earl+&	6-10	225	Jr.	C	Moline, Ill.	16.3/6.7/1.3
** Wade Lookingbill	6-5	200	Jr.	F	Ft. Dodge, Iowa	2.0/2.0/1.0
Paul Lusk	6-3	185	Fr.	G	New Baden, Ill.	5.7/1.3/1.0
Russ Millard	6-8	220	Fr.	F	Cedar Rapids, Iowa	(not available)
*** James Moses+	6-4	205	Sr.	G	Carson, Cal.	12.0/3.2/1.3
*** Troy Skinner+	6-0	175	Sr.	G	Palmer, Iowa	7.7/1.4/3.4
* Kevin Smith	5-11	165	So.	G	Ft. Worth, Tex.	5.0/2.1/3.2
* Chris Street+	6-8	200	So.	F	Indianola, Iowa	5.0/5.1/1.1
*** Brig Tubbs	6-9	205	Sr.	F	De Witt, Iowa	2.0/1.5/2
** Jay Webb	6-8	225	Jr.	F	San Jose, Cal.	4.8/4.2/5
* James Winters	6-5	190	So.	G/F	Joliet, Ill.	4.3/3.6/7

+ returning starter \* letters earned & player has redshirted



**Head Coach:**  
Tom Davis



**Athletic Director:**  
Bob Bowsby



**Sports Information Director:**  
George Wine

### 1991-92 Schedule

(1990-91: 21-11 overall; 9-9 Big Ten, 5th place)

Month	Date	Opponent	Location	
November	13	UKRANIAN NATIONAL TEAM		
	17	HIGH FIVE AMERICA CLUB TEAM		
	23	MARYLAND-EASTERN SHORE		
	26	WESTERN ILLINOIS		
	December	3	DRAKE	
		6-7	AMANA-HAWKEYE CLASSIC (w/Bowling Green, Louisiana Tech, Army)	
January	10	at Northern Iowa		
	14	at Iowa State		
	27-28	at South Florida Tournament (South Florida, Northeastern Illinois and Butler)		
	4	CENTENARY		
February	9	MICHIGAN	at Purdue	
	15	ILLINOIS	at Ohio State	
	22	at Northwestern		
	29	WISCONSIN		
	1	MINNESOTA	at Michigan	
March	6	MICHIGAN STATE	at Illinois	
	7	INDIANA	at Wisconsin	
	11	NORTHWESTERN	at Michigan State	

### Illinois returnees vs. Iowa

Player	G/GS	PPG	RPG	APG	Best Performance
R. Clemons	2/1	9.5	4.0	1.5	10 pts., 5 reb. at home, 1/28/91
T. Michael	2/0	1.5	1.5	0.0	2 pts., 3 reb. at Iowa, 2/23/91
S. Pierce	2/1	3.0	2.0	0.5	6 pts., 4 reb. at Iowa, 2/23/91
B. Taylor	2/1	1.5	3.0	1.5	2 pts., 5 reb., 3 ast. at Iowa, 2/23/91
D. Thomas	2/1	9.5	6.5	0.5	12 pts., 5 reb. at Iowa, 2/23/91

### SERIES HISTORY VS. ILLINOIS

**Games:** 110      **Illinois Wins:** 55      **Iowa Wins:** 55  
**At Illinois:** Illinois +3, Iowa 13  
**At Iowa:** Iowa +2, Illinois 12  
**At Neutral Sites:** 0-0  
**Lou Henson's Record vs. Iowa While Coaching at Illinois:** 13-19  
**Tom Davis' Record vs. Illinois While Coaching at Iowa:** 5-5  
**Illinois' Largest winning margin:** 32, Jan. 19, 1943 at Champaign, 66-34  
**Iowa's largest winning margin:** 25, Jan. 4, 1975 at Iowa City, 95-70





### All-Time Series Scores

Date	Ill.	Iowa	Date	Ill.	Iowa	Date	Ill.	Iowa
2-14-08	-36	46	1-8-51	72	69	3-10-73	-76	93
*1-28-13	35	9	*1-20-51	69	53	*2-23-74	91	84
2-23-24	26	14	2-9-52	-68	73	1-4-75	-70	95
*2-29-24	38	19	*2-23-52	78	62	*3-8-75	-70	73
*1-24-25	23	15	*2-14-53	80	63	1-3-76	-60	84
2-27-25	-25	33	2-21-53	-62	67	*3-6-76	-70	82
1-22-27	40	33	*1-18-54	-70	79	*1-15-77	-81	+84
2-12-27	-24	26	2-20-54	74	51	2-24-77	-64	76
1-13-28	-30	36	1-17-55	-80	92	1-26-78	70	61
*2-24-28	-27	41	*2-21-55	-70	89	*2-18-78	77	76
2-14-31	26	23	3-3-56	-72	96	1-25-79	-52	58
*2-28-31	31	13	*1-7-57	81	70	*2-17-79	-53	67
2-27-33	-27	30	*1-6-58	-68	70	*1-3-80	-71	72
*3-4-33	44	16	2-22-58	-79	83	3-1-80	-71	75
1-15-34	-14	36	*1-12-59	103	97	*1-31-81	79	66
*2-26-34	35	31	2-28-59	72	70	2-7-81	-66	72
1-4-36	-26	27	*2-27-60	85	70	1-9-82	-50	56
*2-10-36	36	14	1-16-61	-71	78	*3-4-82	73	+67
*1-16-37	42	28	2-10-62	91	81	*2-3-83	62	61
2-27-37	40	29	*3-3-62	-78	88	2-12-83	-66	68
*2-6-39	34	26	1-5-63	85	76	2-2-84	54++	52
3-2-40	-47	62	*3-9-63	73	69	*2-12-84	73	53
*2-17-41	56	53	*1-11-64	87	70	1-5-85	-60	64
*1-19-42	42	35	*3-9-64	90	67	*3-7-85	59	+53
3-2-42	-32	46	*2-23-65	97	80	1-4-86	-59	60
*1-16-43	61	41	3-6-65	-84	94	3-6-86	-53	57
*1-18-43	66	34	*3-5-66	106	90	*1-14-87	-88	+91
1-21-44	-51	56	2-7-67	-89	96	2-14-87	-61	66
1-22-44	-44	53	*2-3-68	66	63	1-21-88	-79	93
*1-26-45	43	42	3-2-68	-56	61	*3-6-88	94	81
3-3-45	-37	43	*2-8-69	98	69	2-5-89	-82	86
12-22-45	-39	41	2-25-69	-53	74	*3-8-89	118	94
*2-23-46	57	51	*2-17-70	-81	83	1-29-90	-67	69
*2-8-47	45	36	2-2-71	-84	92	*3-4-90	118	85
2-9-48	-61	70	*2-15-72	-84	+87	*1-28-91	53	50
*2-21-49	80	49	*3-7-72	91	84	2-23-91	79	74
2-11-50	-65	70	*1-13-73	80	78			

\* at Champaign + overtime ++ double overtime

### ILLINOIS VS. IOWA LAST SEASON

January 28, 1991 at Champaign

Emotions were high for this matchup, as is typical for recent Illinois-Iowa encounters. This was not a high-scoring affair, though, like the 118-94 Fighting Illini home victory over Iowa a year earlier. It was a ragged game, with both teams shooting their worst field goal percentage of the season. In fact, Iowa's 50 points were its lowest since the 1984-85 season, and Illinois' 53 points represented its lowest winning score since January of 1984. Illinois guard Larry Smith grabbed a career-high 13 rebounds in the game, and the Hawkeyes posted an Assembly Hall record low of just one assist in the game.

### Illinois 53, Iowa 50

IOWA (50)	FGA-M	3PM-A	FTM-A	Reb	PF	TP	A	TO	BK	S	MIN
Tubbs	0-4	0-0	0-0	3	0	0	0	0	0	0	18
Winters	4-7	0-0	0-2	9	3	8	0	2	2	1	26
Earl	4-13	0-0	2-7	5	3	10	0	6	6	1	31
Barnes	6-16	2-4	1-2	6	3	15	0	2	0	0	26
Moses	1-6	0-1	0-0	3	1	2	0	3	0	0	21
Smith, K.	3-9	0-4	0-0	2	1	5	1	0	0	1	17
Skinner	2-3	1-2	0-1	2	1	5	0	0	0	1	17
Davis	1-4	0-0	0-0	5	4	2	0	1	0	0	13
Street	0-2	0-0	0-0	6	4	0	0	1	0	0	17
Webb	1-2	0-0	0-0	3	2	2	0	1	2	0	14
TEAM				1							
TOTALS	22-66	3-11	3-12	44	24	50	1	16	10	3	200
	FG%: .333		FT%: .250								

ILLINOIS (53)	FGA-M	3PM-A	FTM-A	Reb	PF	TP	A	TO	BK	S	MIN
Thomas	3-7	0-0	1-2	8	2	7	0	0	2	0	36
Kaufmann	5-15	2-7	2-3	4	2	14	3	3	0	0	33
Kpedi	2-5	0-0	0-4	7	3	4	0	3	2	0	32
Clemons	3-9	0-0	4-6	5	2	10	1	4	0	1	34
Smith, L.	5-10	2-2	4-6	13	2	16	6	5	0	2	38
Pierce	0-1	0-0	0-1	0	2	0	0	0	0	0	8
Michael	0-3	0-1	1-2	0	0	1	0	0	0	1	11
Taylor	0-1	0-0	1-2	1	2	1	0	1	0	1	8
TEAM				2							
TOTALS	18-51	4-10	13-26	40	15	53	10	18	4	5	200
	FG%: .353		FT%: .500								

Half Time Score: Illinois 25, Iowa 19

Attendance: 14,846

### February 23, 1991 at Iowa City

Illinois had won only once before at Carver Hawkeye Arena, which opened in 1983. The teams played to a 29-29 tie at the intermission, but the Fighting Illini, largely on the strength of some hot shooting, raced to a 61-45 lead with approximately eight minutes left in the game. Illinois outshot Iowa from the field, 56 percent to 42 percent, and junior forward Andy Kaufmann led the way with 32 points. The other major factor in the Fighting Illini win was the visitors' superior rebounding. The normally-strong Hawkeyes were dominated under the boards by Illinois, 41-26. The Orange and Blue victory snapped a two-game losing streak and put the Fighting Illini just one win away from the magic No. 20.

### Illinois 79, Iowa 74

ILLINOIS (79)	FGA-M	3PM-A	FTM-A	Reb	PF	TP	A	TO	BK	S	MIN
Pierce	2-5	0-0	2-2	4	2	6	1	2	1	0	23
Kaufmann	12-21	0-1	8-8	4	4	32	2	6	0	0	38
Kpedi	2-3	0-0	0-2	7	3	4	1	1	0	0	13
Taylor	1-1	0-0	0-2	5	4	2	3	4	0	2	34
Smith, L.	3-8	1-2	5-7	7	1	12	6	4	1	3	37
Clemons	2-3	0-0	5-8	3	4	9	2	2	0	2	18
Michael	0-1	0-0	2-4	3	1	2	0	1	0	1	9
Thomas	5-6	0-0	2-3	5	4	12	1	5	4	0	28
TEAM				3							
TOTALS	27-48	1-3	24-36	41	23	79	16	25	6	8	200
	FG%: .563		FT%: .667								

IOWA (74)	FGA-M	3PM-A	FTM-A	Reb	PF	TP	A	TO	BK	S	MIN
Moses	10-19	5-9	5-8	3	5	30	3	0	0	3	28
Street	3-6	0-0	0-0	3	4	6	2	2	0	1	32
Earl	6-10	0-0	9-12	8	4	21	1	7	4	0	34
Skinner	1-4	1-4	2-2	0	1	5	1	4	0	0	17
Barnes	1-7	1-5	1-2	2	3	4	3	3	0	2	31
Webb	1-2	0-0	0-0	1	4	2	0	3	0	0	14
Winters	0-1	0-0	0-0	2	2	0	1	1	2	0	10
Smith, K.	2-9	0-0	0-2	2	4	4	5	1	0	1	24
Davis	1-2	0-0	0-1	3	1	2	1	0	0	2	10
TEAM				2							
TOTALS	25-60	7-19	17-27	26	28	74	17	21	6	9	200
	FG%: .416		FT%: .629								

Half Time Score: Illinois 29, Iowa 29

Attendance: 15,500

THE OPPONENTS

# MICHIGAN



**Saturday, Jan. 18 at Champaign**  
**Saturday or Sunday, March 14 or 15**  
**at Ann Arbor**

## PERTINENT FACTS

**President:** Dr. James J. Duderstadt  
**Enrollment:** 36,306  
**Arena/Capacity:** Crisler Arena/13,609  
**Nickname:** Wolverines  
**Colors:** Maize & Blue  
**Conference:** Big Ten  
**Athletic Director:** Jack Weidenbach  
**Athletic Department Phone:** (313) 747-2583  
**Sports Information Mailing Address:**  
 1000 S. State St.  
 Ann Arbor, MI 48109-2201  
**Telephone:** (313) 763-4423  
**Fax:** (313) 747-1188  
**Pressbox Phone:** (313) 998-7188  
**Sports Information Director/Home Phone:** Bruce Madej/(313) 971-2549  
**Men's Basketball Contact/Home Phone:** Bruce Madej/(313) 971-2549



**Head Coach:**  
Steve Fisher



**Athletic Director:**  
Jack Weidenboch



**Sports Information Director:**  
Bruce Madej

## Michigan Roster

Player	Hi.	Wt.	Yr.	Pos.	Hometown	1990-91 Stats (ppg/rpg/apg)
* Chip Armer	6-11	235	Sr.	C	Rock Ledge, Fla.	(0.0/0.0/0.0)
* Jason Bossard	6-4	185	So.	G	Charlotte, Mich.	(1.7/0.3/0.1)
** Sean Dobbins	6-1	165	Jr.	G	Wilmette, Ill.	(0.3/0.3/0.0)
Juwan Howard	6-9	235	Fr.	F/C	Chicago, Ill.	(27.1/12.0/NA)
* Freddie Hunter+	6-5	200	Sr.	F	Detroit, Mich.	(3.6/4.4/1.2)
Ray Jackson	6-6	205	Fr.	F	Austin, Tex.	(23.0/9.2/6.0)
Jimmy King	6-3	190	Fr.	G	Plano, Tex.	(25.5/9.0/4.0)
* Rich McIver	6-9	215	So.	C	Freeport, Tex.	(2.3/2.8/0.1)
* Sam Mitchell	6-9	220	So.	F/C	Kalamazoo, Mich.	(4.9/3.6/0.6)
** Rob Pelinka	6-5	195	Jr.	G	Lake Bluff, Ill.	(1.7/1.1/0.4)
** Eric Riley+	6-11	225	Jr.	C	Cleveland, Ohio	(10.6/8.6/1.0)
Jalen Rose	6-7	195	Fr.	G	Detroit, Mich.	(23.8/10.5/8.0)
*** Chris Seter	6-9	2-5	Sr.	F/C	Brookfield, Wisc.	(1.2/1.6/0.5)
** Michael Talley+	6-1	175	Jr.	G	Detroit, Mich.	(11.0/2.9/3.2)
*** Kirk Taylor	6-3	185	Sr.	G	Dayton, Ohio	(10.4/4.1/2.5)
** James Voskuil+	6-7	200	Jr.	G/F	Grand Rapids, Mich.	(6.7/2.9/0.6)
Chris Webber	6-9	235	Fr.	F/C	Detroit, Mich.	(28.2/13.2/NA)

+ returning starter \* letters earned & player has redshirted

## 1991-92 Schedule

(1990-91: 14-15 overall; 7-11 Big Ten, 8th place)

Month	Date	Opponent	Month	Date	Opponent
November	14	CUBAN NATIONAL TEAM	February	2	OHIO STATE
	21	ATHLETES IN ACTION		5	NORTHWESTERN
				8	at Notre Dame
December	3	at Detroit	12	IOWA	
	7	at Cleveland State	15	MICHIGAN STATE	
	9	CHICAGO STATE	19	MINNESOTA	
	12	EASTERN MICHIGAN	22	at Northwestern	
	14	DUKE	26	at Wisconsin	
	16	CENTRAL MICHIGAN	March	3	at Ohio State
	21	RICE		8	INDIANA
28-30	at Red Lobster Classic (Orlando, Fla.)	11		at Purdue	
January	9	at Iowa	14 or 15	ILLINOIS	
	11	at Minnesota			
	15	PURDUE			
	18	at Illinois			

## SERIES HISTORY VS. ILLINOIS

**Games:** 120      **Illinois Wins:** 64      **Michigan Wins:** 56  
**At Illinois:** Illinois 41, Michigan 19  
**At Michigan:** Michigan 36, Illinois 23  
**At Neutral Sites:** Michigan 1, Illinois 0  
**Lou Henson's Record vs. Michigan While Coaching at Illinois:** 17-16  
**Steve Fisher's Record vs. Illinois While Coaching at Michigan:** 3-2  
**Illinois' Largest winning margin:** 30, Dec. 15, 1953, at Champaign, 96-66  
**Michigan's Largest winning margin:** 26, Feb. 25, 1922, at Ann Arbor, 42-16

## WOLVERINES BASKETBALL STAFF

**Head Coach:** Steve Fisher (Illinois State '67)  
**Collegiate Coaching Record:** 43-23 (2 years)  
**Record at Michigan:** 43-23 (2 years)  
**Assistant Coaches:** Perry Watson (E. Michigan '72), Brian Dutcher (Minnesota '82), Jay Smith (Saginaw Valley '84)  
**Basketball Office Telephone:** (313) 763-5504  
**Best Opportunity to Reach Head Coach:** Mornings

## UM SCOUTING REPORT

**Outlook:** The 1991-92 Michigan basketball team has starters returning at four of the five positions. Since Coach Steve Fisher and his staff brought in what many basketball observers have called the best recruiting class in the history of college basketball, it could be a big season in Ann Arbor if the team can mesh effectively. Michael Talley, Michigan's leading returning scorer, appears to have a clear track for the starting point guard spot, but the other four positions are up for grabs. Fifth-year senior Kirk Taylor, will be challenged at the other guard position by senior Rob Pelinka, sophomore Jason Bossard, and freshmen Jimmy King and Ray Jackson. Up front, returnees Eric Riley, James Voskuil and Freddie Hunter will be challenged by newcomers, including high school All-Americans Juwan Howard, Jalen Rose and Chris Webber. Michigan will be a versatile, talented team, and will be capable of a first-division Big Ten finish. How far the Wolverines go this season depends upon the adjustment of the talented freshmen to the college game, and how well Fisher and his staff can integrate the new players with the veterans.

**Starters Returning/Lost:** 4/1  
**Lettermen Returning/Lost:** 12/2

## Illinois returnees vs. Michigan

	G	GS	PPG	RPG	APG	Best Performance
R. Clemons	2/2	9.0	6.0	1.5	14 pts., 6 reb., 2 ast. at Champgn., 2/28/91	
T. Geers	1/0	0.0	1.0	0.0	1 reb. at Ann Arbor, 1/26/91	
T. Michael	2/0	2.0	4.5	0.5	4 pts., 7 reb. 1 ast. at Ann Arbor, 1/26/91	
S. Pierce	2/0	3.0	1.0	0.5	4 pts., 1 reb. at Ann Arbor, 1/26/91	
B. Taylor	3/0	2.7	2.0	1.7	5 pts., 3 reb., 2 ast. at Champaign, 2/28/91	
D. Thomas	2/2	13.0	6.0	1.0	13 pts., 11 reb., 1 ast. at Champ., 2/28/91	





## All-Time Series Scores

Date	Ill.	Mich.	Date	Ill.	Mich.	Date	Ill.	Mich.
2-1-19	27	23	*1-6-45	-38	43	*1-11-72	-70	75
*3-10-19	-18	22	1-13-45	55	37	2-12-72	-83	105
*1-16-20	41	14	1-5-46	-48	49	*2-3-73	76	75
3-1-20	28	21	*2-9-46	49	44	2-26-73	96	89
2-26-21	-18	24	2-24-47	45	36	*2-2-74	-77	101
*3-7-21	-26	28	*2-7-48	-57	66	*1-2-75	-84	+86
1-14-22	20	17	3-7-49	-53	70	3-3-75	-75	77
2-25-22	-16	42	*2-18-50	70	60	*1-26-76	76	75
1-16-23	-13	30	*1-13-51	68	47	2-23-76	-75	90
*2-26-23	-20	27	*1-12-52	67	51	1-22-77	-61	66
1-14-24	-23	24	*12-15-53	96	66	*3-3-77	-72	87
*3-8-24	23	20	2-9-53	92	62	*1-14-78	65	61
1-18-26	31	29	*2-6-54	87	68	2-23-78	-96	107
*2-26-26	-24	33	2-27-54	79	61	*1-27-79	-54	56
1-17-27	-24	25	2-7-55	81	80	2-3-79	-65	74
*2-25-27	-26	30	*2-28-55	81	75	*1-17-80	80	69
1-14-29	-17	21	*2-13-56	89	66	2-14-80	-76	78
*2-18-29	27	24	2-16-57	-89	102	1-22-81	-76	+80
1-13-30	24	18	2-8-58	-81	88	*2-19-81	67	64
*3-1-30	30	17	*3-1-58	88	75	*1-30-82	79	61
1-18-32	-16	28	*2-2-59	-85	87	2-6-82	-53	58
*2-20-32	29	23	3-2-59	-95	101	1-19-83	87	74
*1-9-33	22	17	2-6-60	75	61	*2-17-83	91	71
1-14-33	-30	35	*2-29-60	90	61	*1-28-84	75	xx66
*1-19-35	34	22	*1-14-61	88	64	2-16-84	-60	62
3-4-35	36	22	*3-6-61	-66	7	*1-10-85	64	+58
*2-24-36	-37	42	*1-6-62	91	71	2-9-85	-45	57
3-2-36	-22	35	3-2-63	-81	84	1-8-86	-59	61
1-18-38	-37	45	*2-8-64	-82	93	*2-8-86	83	+79
*2-28-38	36	32	2-29-64	-83	89	*1-3-87	95	84
*1-7-39	30	20	1-9-65	-83	89	3-4-87	89	75
2-13-39	35	28	*2-27-65	-79	80	1-28-88	-64	76
1-15-40	48	43	2-1-66	99	93	*3-9-88	85	74
*2-24-40	51	28	*1-14-67	99	93	*1-14-89	96	84
*1-13-41	47	41	*2-13-68	-65	67	3-11-89	89	73
2-22-41	-31	47	2-20-68	72	64	8-4-1-89	-81	83
1-10-42	44	40	2-11-69	-87	92	*1-15-90	-70	74
*2-14-42	52	29	*2-22-69	100	92	2-11-90	-79	93
*1-9-43	47	34	1-17-70	75	73	1-26-91	72	67
1-8-44	-45	52	*3-2-71	-74	75	*2-28-91	68	65

\* at Illinois - Illinois loss + overtime

## ILLINOIS VS. MICHIGAN LAST SEASON

January 26 at Ann Arbor Illinois 72, Michigan 67

Fighting Illini guard Larry Smith scored a career high 28 points to help the Orange and Blue snap a three game losing streak. Illinois survived a 9-0 Michigan start and came back with effective offensive teamwork and execution, as well as dominating rebounding, to take its first lead at +0-39. But Illinois didn't take its final lead until 3:47 left in the game, when Smith hit a pair of free throws. Smith not only led the team in scoring, but also contributed 10 rebounds, which turned out to be the margin (39-29) by which Illinois led Michigan under the boards. The victory was the 100th of Lou Henson's high school and college coaching career.

## Illinois 72, Michigan, 67

ILLINOIS (72)	FGA-M	3PM-A	FTM-A	Reb	PF	TP	A	TO	BK	S	MIN
Thomas	5-7	0-0	3-5	1	4	13	1	2	1	0	34
Kaufmann	4-12	1-3	3-4	4	0	12	0	5	0	0	23
Kpedi	2-3	0-0	0-0	6	3	4	0	1	1	0	22
Clemons	0-4	0-0	4-6	6	3	4	2	1	0	0	23
Smith	9-14	0-1	10-11	10	3	28	4	4	1	3	35
Taylor	1-3	0-0	1-2	3	3	3	1	0	0	0	21
Michael	2-5	0-1	0-0	7	2	4	1	2	1	0	19
Pierce	2-4	0-0	0-0	1	2	4	0	1	0	1	21
Geers	0-0	0-0	0-0	0	0	0	0	0	0	0	2
TEAM				1							
TOTALS	25-52	1-5	21-28	39	20	72	9	16	4	4	200
	FG%: .481		FT%: .750								
Michigan (67)	FGA-M	3PM-A	FTM-A	Reb	PF	TP	A	TO	BK	S	MIN
Hunter	1-1	0-0	1-1	4	0	3	0	1	0	2	32
Voskuil	1-1	1-1	0-0	3	3	3	1	2	2	1	26
Riley	3-8	0-0	4-5	6	3	10	4	2	4	1	32
Calip	10-24	2-6	3-5	2	4	25	4	3	0	0	36
Talley	6-13	2-4	1-2	2	5	15	5	2	0	2	35
Taylor	1-3	0-0	0-0	1	4	2	2	1	0	0	17
Tolbert	0-1	0-1	0-0	0	1	0	0	0	0	0	3
Mitchell	4-7	0-0	1-4	6	3	9	1	1	1	1	18
Pelinka	0-0	0-0	0-0	0	1	0	0	0	0	0	1
TEAM				5							
TOTALS	26-58	5-12	10-17	29	24	67	17	12	7	7	200
	FG%: .448		FT%: .588								

Halftime Score: Michigan 37, Illinois 32 Attendance: 11,707

## February 28, 1991 at Champaign

Illinois picked up its 20th victory of the season with this three-point decision over the Wolverines. The Fighting Illini moved their streak of 20-plus victory seasons to nine, the longest such streak in Big Ten history. The victory also assured Illinois of a winning Big Ten record for the 11th consecutive season, the longest current streak among conference teams. Michigan dipped to 13-13 on the season. Illinois led only once in the first half, 12-11, and trailed, 34-29, at halftime. The Fighting Illini put together an important 17-4 run between 9:43 and 2:38 left in the game, erasing a +8-4 deficit, and putting a 61-52 U.I. advantage on the scoreboard. The Wolverines kept it close, however, pulling to within a single point, 66-65, with 6+ seconds remaining.

## Illinois 68, Michigan 65

MICHIGAN (65)	FGA-M	3PM-A	FTM-A	Reb	PF	TP	A	TO	BK	S	MIN
Voskuil	4-8	2-5	2-4	3	5	12	0	2	2	0	39
Taylor	1-3	1-2	3-4	3	4	6	1	1	1	0	30
Riley	7-14	0-0	3-4	15	2	17	0	1	8	1	39
Talley	3-8	2-3	3-6	5	5	11	3	2	0	2	26
Calip	6-17	3-8	1-2	5	1	16	3	4	0	0	37
Pelinka	0-0	0-0	0-0	0	1	0	0	0	0	0	1
Tolbert	0-0	0-0	0-0	0	0	0	0	0	0	0	1
Hunter	0-1	0-0	1-2	5	3	1	0	4	0	0	15
Mitchell	1-3	0-0	0-0	0	5	2	0	4	0	0	12
TEAM				2							
TOTALS	22-54	8-18	13-22	38	26	65	7	18	11	3	200
	FG%: .407		FT%: .591								
ILLINOIS (68)	FGA-M	3PM-A	FTM-A	Reb	PF	TP	A	TO	BK	S	MIN
Thomas	6-19	0-0	1-4	11	1	13	1	1	2	0	38
Kaufmann	5-15	0-2	8-14	5	1	18	2	5	0	0	31
Kpedi	1-2	0-0	0-0	5	4	2	0	2	2	0	23
Clemons	4-7	2-2	4-6	6	4	14	1	1	0	0	34
Smith	6-9	1-1	1-1	1	5	14	1	2	0	0	31
Taylor	2-3	0-0	1-2	3	1	5	2	1	1	5	22
Pierce	1-2	0-0	0-0	1	3	2	1	1	0	0	11
Michael	0-0	0-0	0-0	2	1	0	0	2	0	1	10
TEAM				5							
TOTALS	25-57	3-5	15-30	39	20	68	8	15	5	6	200
	FG%: .439		FT%: .500								

Halftime Score: Michigan 34, Illinois 29 Attendance: 14,584

THE OPPONENTS



**Wednesday, Jan. 22 at Champaign;**  
**Thursday, Feb. 20 at Madison**

## PERTINENT FACTS

**President:** Dr. Kenneth Shaw  
**Enrollment:** 43,000  
**Arena/Capacity:** Wisconsin Fieldhouse/11,886  
**Nickname:** Badgers  
**Colors:** Cardinal & White  
**Conference:** Big Ten  
**Athletic Department Phone:** (608) 262-1866  
**Sports Information Mailing Address:**  
 1440 Monroe Street  
 Madison, WI 53711  
**Telephone:** (608) 262-1811  
**Fax:** (608) 262-8184  
**Pressbox Phone:** (608) 262-2249  
**Sports Information Director, Home Phone:** Steve Malchow/(608) 238-8199  
**Men's Basketball Contact, Home Phone:** John Estes/(608) 836-5405



**Head Coach:**  
Steve Yoder



**Athletic Director:**  
Pat Richter



**Sports Information Director:**  
Steve Malchow

## BADGERS BASKETBALL STAFF

**Head Coach:** Steve Yoder (Illinois Wesleyan '62)  
**Collegiate Coaching Record:** 192-209 (14 years)  
**Record at Wisconsin:** 115-117 (9 years)  
**Record at Wisconsin vs. Illinois:** 2-16  
**Assistant Coaches:** Ray McCallum (Ball State '83), Johnny Williams (Ball State '82), Chuck Schramm (Northern Illinois '81)  
**Basketball Office Telephone:** (608) 262-4597  
**Best Opportunity to Reach Head Coach:** Mornings

## UW SCOUTING REPORT

**Outlook:** Last year the Badgers relied on four seniors as they posted a 15-15 record and went to the NIT for the second time in three seasons. In 1991-92, Coach Steve Yoder must count on a group of returnees, who started a combined 29 games and newcomers, including a recruiting class ranked 22nd in the country by *Hoop Scoop* magazine to overcome the loss of five starters and six lettermen. Leading the list of returnees is 6-foot-7-inch Carlton McGee. The sophomore tallied 5.0 ppg and 1.7 rpg in 26 contests last year. The backcourt is where Wisconsin will be strongest. It will be led by seniors Brian Good, Jay Peters and Billy Douglass. Prop 48 casualty Tracy Webster will see his first action this year as well.

**Starters Returning/Lost:** 0/5  
**Lettermen Returning/Lost:** 8/6

## Wisconsin Roster

Player	Ht.	Wt.	Yr.	Pos.	Hometown (HS/JC)	1990-91 Stats	
						(ppg)	(rpg/apg)
* Jason Johnsen	6-3	192	So.	G	New Hope, MN	0.5/0.5/0.5	
*** Billy Douglass	6-5	198	Sr.	G	Lake Forest, IL	2.1/1.1/1.4	
Tracy Webster	5-11	180	So.	G	Harvey, IL		
*** Brian Good	6-1	180	Sr.	G	Rossville, IN	4.3/0.7/1.0	
Andy Kilbride	6-3	180	Fr.	G	Kankakee, IL		
Brian Kelley	6-7	230	Fr.	F	Decatur, GA		
Jay Peters	6-2	187	Sr.	G	Janesville, WI	JC Transfer	
Michael Finley	6-6	175	Fr.	G	Maywood, IL		
Jay Schnell	6-6	175	Sr.	G	Stevens Point, WI	Transfer	
Carlton McGee	6-7	211	So.	F	Milwaukee, WI	5.0/1.7/1.2	
* Louis Ely	6-7	192	Jr.	F	Harvey, IL	3.3/1.8/0.1	
Howard Moore&	6-7	191	Fr.	F	Chicago, IL	Redshirt	
** Damon Harrell	6-9	215	Jr.	C	Madison, WI	1.0/1.4/0.2	
Jeff Petersen	6-10	225	So.	C	Mequon, WI	Transfer	
* Grant Johnson	7-0	236	So.	C	Plymouth, MN	0.4/1.0/0.1	

+ returning starter \* letters earned & player has redshirted

## 1991-92 Schedule

(1990-91: 15-15 overall; 8-10 Big Ten, 7th place)

Month	Date	Opponent	Month	Date	Opponent
November	7	ATHLETES IN ACTION	11		INDIANA
	17	BRAZIL	15		MINNESOTA
	23	LOYOLA (Chicago)	22		at Illinois
	25	SOUTHEAST MISSOURI STATE	25		at Michigan
	30	at Portland	29		at Iowa
December	3	SOUTHERN METHODIST	February		
	5	CENTRAL CONNECTICUT STATE	2		PURDUE
	7	COASTAL CAROLINA	5		at Ohio State
	11	at Nebraska	8		MICHIGAN
	13	SAM HOUSTON STATE	12		at Michigan State
	21	HOWARD	15		OHIO STATE
	27-30	at Rainbow Classic (Honolulu, Hawaii) (w/Washington State, Hawaii, Navy, Alabama, Bradley, Fresno State and Villanova)	20		ILLINOIS
			26		MICHIGAN
		29		at Purdue	
January	4	MARQUETTE	March		
	8	NORTHWESTERN	4		at Minnesota
			7		IOWA
			12		at Indiana
		14		at Northwestern	

## Illinois returnees vs. Wisconsin

	G	GS	PPG	RPG	APG	Best Performance
R. Clemons	2/2	15.5	1.5	1.5	16 pts., 2 asts. at Champaign, 2/2/91	
T. Geers	1/0	2.0	1.0	0.0	2 pts., 1 reb. at Champaign, 1/4/90	
T. Michael	2/0	2.5	0.5	0.0	5 pts., 1 reb. at Madison, 3/6/91	
S. Pierce	2/0	4.5	1.5	1.5	7 pts., 2 reb. at Champaign, 2/2/91	
B. Taylor	4/0	1.0	1.5	1.0	2 pts., 2 asts. at Wisconsin, 3/6/91	
D. Thomas	2/2	12.5	7.5	0.0	15 pts., 8 reb. at Champaign, 2/2/91	

## SERIES HISTORY VS. ILLINOIS

**Games:** 146  
**At Illinois:** Illinois 56, Wisconsin 15  
**At Wisconsin:** Wisconsin 40, Illinois 35  
**At Neutral Sites:** 0-0  
**Lou Henson's Record vs. Wisconsin While Coaching at Illinois:** 27-5  
**Yoder's Record vs. Illinois While Coaching at Wisconsin:** 2-16  
**Illinois' Largest winning margin:** 39, Feb. 16, 1959 at Champaign, 93-54  
**Wisconsin's largest winning margin:** 34, Feb. 1, 1907 at Madison, 47-13





## All-Time Series Scores

Date	Ill.	Wis.	Date	Ill.	Wis.	Date	Ill.	Wis.
*3-3-06	-32	35	2-17-34	-22	28	*1-11-66	80	64
+3-10-06	-0	1	1-11-36	29	27	*12-19-66	87	74
*1-19-07	-16	22	*2-15-36	36	20	3-11-67	-92	102
2-1-07	-13	47	1-9-37	31	28	2-6-68	68	60
*1-18-08	-20	28	*2-22-37	48	31	*2-1-69	86	73
3-9-08	-14	27	1-21-39	37	34	1-3-70	74	69
*1-16-09	28	19	*2-19-40	37	35	*2-3-70	-65	66
1-23-09	-10	20	2-15-41	-30	46	*1-12-71	84	82
1-15-10	-16	28	1-3-42	55	40	2-23-71	-84	88
*1-21-10	34	14	*2-23-42	45	43	*2-26-72	91	86
1-21-11	-17	20	1-11-43	52	40	3-11-72	-84	97
*3-11-11	21	18	*2-20-43	50	26	*1-8-73	76	74
1-14-12	-10	27	1-3-44	45	+43	2-10-73	-88	99
*3-15-12	-15	23	*1-7-44	-38	43	1-19-74	-75	101
*1-11-13	-15	16	*1-1-46	38	31	*1-13-75	72	56
2-21-13	-13	18	*2-18-46	72	53	2-10-75	-70	76
*1-10-14	-25	26	1-1-47	-47	53	*1-12-76	71	61
2-20-14	-16	29	*1-25-47	63	37	2-9-76	70	59
*2-8-15	39	19	1-3-48	-47	52	*2-3-77	82	72
2-13-15	19	17	*1-24-48	57	36	2-12-77	-50	62
*1-22-16	27	20	*1-3-49	62	50	*2-2-78	74	71
2-19-16	-14	34	2-5-49	61	54	2-11-78	-73	80
1-20-17	-14	25	1-2-50	-50	59	1-18-79	81	74
*2-24-17	20	17	*2-25-50	76	58	*2-15-79	81	64
*1-19-18	-21	22	1-1-51	71	+69	1-19-80	69	64
2-23-18	-15	23	*2-10-51	63	52	*2-7-80	67	50
1-25-19	25	15	*1-7-52	53	49	*1-24-81	-45	54
*2-15-19	16	14	3-8-52	-48	58	2-12-81	84	65
*1-24-20	43	20	*1-10-53	71	61	*2-4-82	88	54
2-21-20	-29	33	2-7-53	65	61	2-13-82	68	60
1-22-21	-18	23	2-13-54	70	+64	1-8-83	61	54
*2-19-21	17	9	*2-22-54	66	64	*3-10-83	71	64
2-10-22	-23	25	*1-1-55	-64	79	1-7-84	63	62
*2-27-22	37	35	2-19-55	99	71	*3-10-84	81	57
2-16-24	-12	13	*1-9-56	96	77	1-17-85	78	67
*2-25-24	31	20	1-12-57	79	63	*2-16-85	68	49
*2-21-25	35	25	1-4-58	64	59	*1-16-86	73	54
3-9-25	-09	24	*1-13-58	-70	71	2-15-86	82	74
*2-28-27	32	28	1-5-59	77	51	1-8-87	68	66
3-5-27	-13	39	*2-16-59	93	54	*2-7-87	99	74
1-16-28	34	33	2-20-60	-63	75	1-16-88	80	65
*3-9-28	-22	32	*2-6-61	77	73	*2-21-88	85	65
1-18-30	-09	14	*1-29-62	-81	85	*1-12-89	103	80
*2-24-30	-17	23	2-19-62	-101	103	2-18-89	-52	72
*1-5-31	-09	12	2-11-63	-77	84	*1-04-90	73	59
1-24-31	-20	30	*2-23-63	89	77	1-25-90	66	63
*2-11-33	38	25	*3-7-64	97	73	*2-2-91	70	62
2-20-33	29	15	12-15-64	70	56	3-6-91	-77	85
*1-7-34	20	17	12-14-65	90	70			

## ILLINOIS VS. WISCONSIN LAST SEASON

February 2, 1991 at the Assembly Hall, Champaign

Illinois used a balanced attack to ward of the Wisconsin Badgers for the 19th time in their last 20 meetings. Four Fighting Illini players scored in double figures - Andy Kaufmann and Rennie Clemons dropped in 16 apiece, with Deon Thomas adding 15 and Larry Smith 10. Illinois started out slowly in the game, hitting on only six of its first 20 shots, but a 12-3 UI run in the second half broke a 35-all tie at the 16:28 mark and gave the Orange and Blue a nine-point lead with 11:52 to go. The Badgers narrowed the gap to, 65-62, with 1:08 remaining but 5-of-6 free throw shooting by Larry Smith, Deon Thomas and Andy Kaufmann down the stretch preserved the Fighting Illini victory.

## Illinois 70, Wisconsin 62

WISCONSIN (62)	FGA-M	3PM-A	FTM-A	Reb	PF	TP	A	TO	BK	S	MIN
Simms	6-13	0-1	2-6	3	4	14	4	4	0	1	34
Tompkins	7-9	0-0	3-6	8	4	17	1	2	2	0	38
Ellenson	3-7	1-4	0-0	4	5	7	1	2	0	0	30
Douglass	1-1	0-0	0-0	2	2	2	1	3	0	1	17
Locum	2-5	1-4	0-0	3	0	5	0	2	0	0	21
Johnsen	0-0	0-0	0-0	0	0	0	0	0	0	0	1
Hisle	2-5	2-5	1-3	1	2	7	0	2	0	1	11
Good	1-3	1-2	2-2	1	0	5	4	0	0	1	14
Weaver	0-0	0-0	0-0	0	0	0	0	0	0	0	6
Peters	1-3	1-3	0-0	0	2	3	1	0	0	0	16
McGee	1-2	0-0	0-1	1	1	2	0	0	0	0	10
Harrell	0-0	0-0	0-0	0	1	0	0	1	0	0	2
<b>TEAM</b>				<b>4</b>							
<b>TOTALS</b>	<b>24-48</b>	<b>6-19</b>	<b>8-18</b>	<b>27</b>	<b>21</b>	<b>62</b>	<b>12</b>	<b>16</b>	<b>2</b>	<b>4</b>	<b>200</b>
	FG%: .500		FT%: .444								

ILLINOIS (70)	FGA-M	3PM-A	FTM-A	Reb	PF	TP	A	TO	BK	S	MIN
Thomas	5-13	0-0	5-6	8	1	15	0	0	0	0	30
Kaufmann	4-12	0-3	8-8	2	3	16	2	1	0	2	34
Kpedi	2-5	0-0	2-3	10	3	6	0	1	0	1	29
Clemons	7-12	1-1	1-1	0	0	16	2	5	0	1	37
Smith	4-7	0-0	2-8	3	2	10	6	3	0	1	37
Pierce	3-3	0-0	1-1	2	3	7	0	1	0	0	19
Michael	0-3	0-3	0-0	0	1	0	0	0	0	0	8
Taylor	0-0	0-0	0-0	1	0	0	1	0	0	0	6
<b>TEAM</b>				<b>6</b>							
<b>TOTALS</b>	<b>25-55</b>	<b>1-7</b>	<b>19-27</b>	<b>32</b>	<b>13</b>	<b>70</b>	<b>11</b>	<b>11</b>	<b>0</b>	<b>5</b>	<b>200</b>
	FG%: .455		FT%: .704								

Half time score: Illinois 27, Wisconsin 24 Attendance: 16,295

### March 6, 1991 at Madison

Illinois was making a serious bid to finish all alone in third place in the Big Ten race, but Wisconsin had other ideas. The Badgers wanted in to the postseason National Invitation Tournament, and as things turned out, this 85-77 victory over Illinois went a long way toward assuring them a spot. Wisconsin took advantage of a potent inside-outside punch, a lopsided advantage at the free throw line, and several UI defensive miscues to notch its 14th win of the season and assure itself of at least a .500 regular-season record. Foul trouble plagued Illinois through much of the first half, with Deon Thomas only seeing five minutes of action prior to the intermission. Andy Kaufmann kept Illinois close with 19 points, but it wasn't enough.

## Wisconsin 85, Illinois 77

ILLINOIS (77)	FGA-M	3PM-A	FTM-A	Reb	PF	TP	A	TO	BK	S	MIN
Thomas	5-9	0-0	0-2	7	4	10	0	4	0	1	23
Kaufmann	7-16	3-6	2-2	2	4	19	5	0	0	0	29
Kpedi	4-4	0-0	0-0	1	4	8	0	0	1	0	20
Clemons	7-11	1-4	0-0	3	3	15	1	1	0	2	32
Smith	7-11	2-4	0-0	8	4	16	5	5	0	1	34
Pierce	1-4	0-0	0-0	1	1	2	3	0	0	0	25
Taylor	1-1	0-0	0-0	3	2	2	2	2	0	1	18
Michael	2-6	1-3	0-0	1	0	5	0	0	0	0	15
<b>TEAM</b>				<b>1</b>							
<b>TOTALS</b>	<b>34-62</b>	<b>7-17</b>	<b>2-4</b>	<b>27</b>	<b>22</b>	<b>77</b>	<b>16</b>	<b>12</b>	<b>1</b>	<b>5</b>	<b>200</b>
	FG%: .548		FT%: .500								

WISCONSIN (85)	FGA-M	3PM-A	FTM-A	Reb	PF	TP	A	TO	BK	S	MIN
Simms	7-11	0-0	4-6	8	3	18	5	2	0	0	34
Ellenson	4-8	3-6	6-8	5	3	17	3	0	1	1	33
Tompkins	5-8	0-0	3-4	7	1	13	3	3	2	1	35
Hisle	5-6	2-3	4-5	2	1	16	2	2	0	2	31
Locum	2-8	0-2	2-2	1	0	6	0	2	0	0	28
Harrell	1-3	0-0	1-2	1	3	3	1	3	0	1	13
Good	2-2	2-2	4-4	2	0	10	1	1	0	0	20
McGee	1-1	0-0	0-0	0	0	2	0	0	0	0	3
<b>TEAM</b>				<b>0</b>							
<b>TOTALS</b>	<b>27-47</b>	<b>7-13</b>	<b>24-31</b>	<b>26</b>	<b>11</b>	<b>85</b>	<b>15</b>	<b>13</b>	<b>3</b>	<b>5</b>	<b>200</b>
	FG%: .574		FT%: .774								

Half time score: Wisconsin 46, Illinois 34 Attendance: 11,189

# MINNESOTA



**Saturday, Jan. 25 at Minneapolis**  
**Saturday, Feb. 15 at Champaign**

## PERTINENT FACTS

President: Nils Hasselmo  
 Enrollment: 41,000  
 Arena Capacity: Williams Arena/16,454  
 Nickname: Golden Gophers  
 Colors: Maroon & Gold  
 Conference: Big Ten  
 Athletic Department Phone: (612) 625-4090  
 Sports Information Mailing Address:  
 516 15th Ave SE  
 208 Bierman Field Athletic Building  
 Minneapolis, MN 55455  
 Telephone: (612) 625-4090  
 Fax: (612) 625-0359  
 Pressbox Phone: (612) 626-1308



Sports Information Director/Home Phone: Bob Peterson/(612) 644-2658  
 Men's Basketball Contact Home Phone: Marc Ryan/(612) 423-3313

## GOLDEN GOPHERS BASKETBALL STAFF

Head Coach: Clem Haskins (Western Kentucky '67)  
 Collegiate Coaching Record: 17-147 (11 years)  
 Record at Minnesota: 7-374 (5 years)  
 Record at Minnesota vs. Illinois: 2-8  
 Assistant Coaches: Al Brown (Purdue '64), Stas McKinnie (Iowa '68),  
 Dan Kosmoski (Minnesota '77), Dave Thorson (Hamline '88)  
 Basketball Office Telephone: (612) 625-3085  
 Best Opportunity to Reach Head Coach: 9-11 a.m.

## UM SCOUTING REPORT

**Outlook:** The Minnesota Golden Gophers could well be colored green instead of gold this season. Center Bob Martin, who has been a part-time starter in the past, is the only senior on the freshman-dominated 1991-92 squad. Coach Clem Haskins has two juniors, five sophomores, and eight freshmen to go along with Martin. To be sure, the Gophers will miss honorable mention All-American guard Kevin Lynch, the top three-point shooter in their history. But look for sophomore Arnel McDonald, last year's starting point guard, to take up some of the slack. Up front, it appears that junior captain Dana Jackson and sophomore Randy Carter have the inside tracks for the starting forward positions, since both started several games a year ago. And in the middle, it appears that the 7-foot Martin will spell Ernest Nzigamasabo, although at times Haskins may use them together. If Minnesota can overcome its lack of experience and the young players come along quickly, the Golden Gophers should be able to improve upon their ninth-place Big Ten finish and their 12-16 overall record.

Starters Returning Lost: 4/1  
 Lettermen Returning Lost: 6/4

## Illinois returnees vs. Minnesota

	G	GS	PPG	RPG	APG	Best Performance
R. Clemons	2/2	11	5.4	0.3	3.5	14 pts., 3 reb., 6 asts. at Champ., 1/10/91
T. Geers	4/0	1.3	0.8	0.5	4 pts., 1 reb. at Champaign, 2/8/90	
T. Michael	2/0	0.5	2.5	1.0	1 pt., 4 reb., 1 ast. at Champaign, 1/10/91	
S. Pierce	2/0	5.0	4.5	0.0	8 pts., 8 reb. at Minneapolis, 2/10/91	
B. Taylor	4/0	1.3	1.3	1.0	3 pts., 3 reb., 2 asts. at Champaign, 2/8/90	
D. Thomas	2/2	16.0	7.5	0.5	19 pts., 8 reb., 1 ast. at Minneap., 2/10/91	



Head Coach:  
Clem Haskins



Sports Information  
Director:  
Bob Peterson

## Minnesota Roster

Player	Ht.	Wt.	Yr.	Pos.	Hometown	1990-91 Stats (ppg/rpg/apg)
* Randy Carter+	6-8	229	So.	F	Memphis, Tenn.	(9.6/5.9/0.5)
Chris Clark&	6-0	165	Fr.	G	Ecorse, Mich.	(not available)
David Grim	6-7	205	Fr.	F	Massillon, Ohio	(not available)
* Dana Jackson+	6-8	225	Jr.	F	Chicago, Ill.	(8.0/5.1/1.1)
Chad Kolander&	6-9	210	Fr.	F	Owatonna, Minn.	(not available)
Jon Laster&	6-4	180	Fr.	G	Denver, Colo.	(not available)
Voshon Lenard	6-4	195	Fr.	G	Detroit, Mich.	(not available)
*** Bob Martin	7-0	258	Sr.	C	Apple Valley, Minn.	(5.2/3.5/0.7)
* Arnel McDonald	6-2	165	So.	G	Raleigh, N.C.	(9.3/2.9/4.5)
Josh Nichols	6-6	185	Fr.	F	Jackson, Miss.	(not available)
* Ernest Nzigamasabo+	6-9	233	So.	F/C	Bujumbura, Burundi-Africa	(4.3/3.4/0.7)
Townsend Orr	6-1	160	So.	G	Dolton, Ill.	(0.5/1.0/1.3)
Robert Roe	6-7	205	So.	F	Fort Worth, Tex.	(0.7/0.0/0.0)
** Nate Tubbs	6-4	195	Jr.	F	Fort Wayne, Ind.	(4.0/1.1/0.7)
Jayson Walton	6-6	210	Fr.	F	Dallas, Tex.	(not available)
Ryan Wolf	6-4	180	Fr.	G	Martinsville, Ind.	(not available)

+ returning starter \* letters earned & player has redshirted

## 1991-92 Schedule

(1990-91, 12-16 overall; 5-13 Big Ten, 9th place)

November	18	MICHIGAN STATE
9 BRAZIL NATIONAL TEAM	22	at Ohio State
18 ATHLETES IN ACTION	25	ILLINOIS
25-27 Maui Invitational	29	NORTHWESTERN
30 HOWARD		
2		
2		
December	1	February
11 AKRON	5	at Iowa
14 at Alabama-Birmingham	8	at Northwestern
17 DETROIT	12	INDIANA
19 at Memphis State	15	at Illinois
23 WEBER STATE	19	at Michigan
27-28 at Far West Classic	25	IOWA
January	4	March
4 IOWA STATE	4	WISCONSIN
9 at Indiana	7	PURDUE
11 MICHIGAN	11	at Michigan State
15 at Wisconsin	14 or 15	OHIO STATE

## SERIES HISTORY VS. ILLINOIS

Games: 141 Illinois Wins: 88 Minnesota Wins: 53  
 At Illinois: Illinois 55, Minnesota 15  
 At Minnesota: Minnesota 37, Illinois 32  
 At Neutral Sites: Minnesota 1, Illinois 1  
 Lou Henson's Record vs. Minnesota While Coaching at Illinois: 21-11  
 Clem Haskins' Record vs. Illinois While Coaching at Minnesota: 2-7  
 Illinois' largest winning margin: 36, Feb. 11, 1968 at Champaign, 86-50  
 Minnesota's largest winning margin: 39, Jan. 31, 1907 at Minneapolis, 42-3





## All-Time Series Scores

Date	Ill.	Mn.	Date	Ill.	Mn.	Date	Ill.	Mn.
2-2-06	-19	32	2-18-33	26	22	2-11-67	-81	93
*2-28-06	-25	27	*2-25-33	-28	30	*2-27-67	84	71
1-31-07	-3	42	2-23-35	38	34	1-13-68	61	60
*3-1-07	-29	36	*3-2-35	41	29	*1-4-69	80	58
2-15-08	16	15	1-6-36	42	19	2-7-70	-73	82
*3-12-08	22	20	*2-22-36	35	33	*2-28-70	75	73
1-22-09	-17	18	*1-17-38	-29	41	*2-6-71	93	78
*2-10-09	21	20	2-12-38	-23	28	2-27-71	-64	80
*3-9-10	-9	22	1-23-39	-33	35	3-4-72	-62	91
1-20-11	18	17	*2-10-40	60	31	*2-19-73	-73	82
*3-2-11	22	12	2-8-41	-38	50	2-11-74	-61	80
1-12-12	-16	22	*1-24-42	49	36	*2-25-74	-52	72
*2-10-12	13	10	2-16-42	41	37	1-6-75	-47	75
2-2-13	19	12	2-13-43	56	35	*2-3-75	-50	56
*2-22-13	20	10	2-15-43	67	43	1-8-76	-68	77
*1-23-14	18	16	*3-3-44	50	32	*2-2-76	-62	72
2-21-14	26	11	*3-4-44	53	27	*1-13-77	69	#83
2-15-15	20	10	2-10-45	57	35	2-26-77	70	#72
*3-8-15	26	11	*2-19-45	49	48	1-19-78	-66	70
2-21-16	27	22	*1-6-47	-31	34	*2-16-78	-69	75
*3-13-16	20	9	1-17-48	-51	59	*2-1-79	67	57
1-22-17	-11	20	*1-29-49	45	44	2-10-79	59	57
*2-10-17	18	17	2-4-50	67	57	1-12-80	-75	79
*1-14-18	28	17	*1-6-51	70	62	*2-21-80	60	+58
2-25-18	-22	35	1-5-52	52	43	%3-17-80	-63	65
1-27-19	-17	36	12-23-52	-73	77	*1-17-81	80	#76
*3-3-19	-9	26	*2-23-53	83	82	2-26-81	-59	76
*1-17-20	31	19	*1-2-54	-72	84	1-23-82	64	57
2-23-20	26	20	2-12-55	-71	+78	*2-20-82	77	65
1-24-21	23	22	1-30-56	95	84	1-6-83	-49	75
*2-12-21	24	20	*2-27-56	97	81	*3-13-83	70	++67
2-11-22	29	28	1-5-57	-88	91	*1-5-84	80	53
*2-18-22	28	18	*3-2-57	-75	86	3-8-84	53	41
2-2-23	24	21	*2-17-58	94	87	1-3-85	-58	60
*2-19-23	25	18	1-26-59	-70	91	*3-9-85	82	56
1-5-24	-20	36	*1-9-60	90	82	*1-2-86	76	57
*3-10-24	31	19	1-18-60	-70	77	3-8-86	73	64
*1-11-26	17	8	2-4-61	65	60	*1-17-87	80	58
3-8-26	-21	28	*2-27-61	-76	85	2-12-87	79	67
1-3-27	27	13	*2-5-62	89	80	1-7-88	65	+61
*2-5-27	36	27	2-25-63	81	70	*2-11-88	86	50
2-11-29	35	32	2-15-64	-81	92	1-26-89	-62	69
*3-4-29	32	27	*2-22-64	86	78	*3-2-89	63	58
2-8-30	-21	26	*1-16-65	75	72	1-6-90	-74	91
*2-15-30	26	22	2-13-65	-90	105	*2-8-90	99	72
*2-15-32	23	15	*2-19-66	100	89	*1-10-91	67	66
2-27-32	-26	27	2-26-66	-92	94	2-10-91	94	74

\* at Champaign + overtime % non-conference game  
# later forfeited to Illinois ++ two overtimes

## ILLINOIS VS. MINNESOTA LAST SEASON

### January 10, 1991 at Champaign

The Fighting Illini trailed by as many as 13 points in the first half, and found themselves down, 36-26, at the intermission, victims of anemic .222 shooting from the field. They finally tied the game at 52 with 8:13 left in the game. It all came down to the waning seconds, when Illinois erased a two-point Gopher lead and scored the winning point, all on one play. Forward Andy Kaufmann fed a penetrating Rennie Clemons perfectly for a layup and subsequent free throw, all with just 3.2 seconds left in the game. Kaufmann led all scorers with 24 points, while Deon Thomas and Clemons added 13 and 14 points, respectively. Kaufmann also played a strong game under the boards, contributing 11 rebounds to the Fighting Illini effort.

## ILLINOIS 67, MINNESOTA 66

MINNESOTA (66)	FGA-M	3PM-A	FTM-A	Reb	PF	TP	A	TO	BK	S	MIN
Bond	7-16	1-3	3-6	3	3	18	3	1	0	0	37
Carter	3-3	0-0	0-0	3	2	6	0	1	1	0	19
Nzigamasabo	1-3	0-0	0-0	4	3	2	0	1	1	1	28
Lynch	6-13	2-2	2-5	8	4	16	5	3	0	0	30
McDonald	2-8	0-1	0-0	1	5	4	4	3	0	2	29
Tubbs	3-4	1-2	0-2	0	1	7	0	0	0	0	11
Green	0-1	0-0	0-0	0	1	0	1	1	0	0	4
Jackson	3-5	0-0	0-0	3	5	6	1	0	1	2	19
Metcalf	0-0	0-0	0-0	0	3	0	0	1	0	0	6
Martin	2-2	0-0	3-3	3	3	7	0	1	0	0	17
<b>TEAM</b>				<b>3</b>							
<b>TOTALS</b>	<b>27-55</b>	<b>4-8</b>	<b>8-16</b>	<b>28</b>	<b>30</b>	<b>66</b>	<b>14</b>	<b>12</b>	<b>3</b>	<b>5</b>	<b>200</b>
	FG%: .491		FT%: .500								

ILLINOIS (67)	FGA-M	3PM-A	FTM-A	Reb	PF	TP	A	TO	BK	S	MIN
Thomas	4-7	0-0	5-9	7	3	13	0	3	1	0	32
Kaufmann	6-17	3-7	9-11	11	2	24	1	2	0	0	38
Kpedi	0-4	0-0	4-8	8	1	4	0	2	2	0	37
Clemons	4-5	0-0	6-7	3	2	14	6	2	1	5	29
Smith	3-10	0-1	3-4	2	3	9	1	3	1	1	36
Pierce	1-2	0-0	0-0	1	1	2	0	0	1	0	9
Michael	0-4	0-1	1-2	4	1	1	1	0	0	0	12
Geers	0-2	0-1	0-0	0	1	0	2	0	0	0	6
Taylor	0-0	0-0	0-0	0	1	0	0	0	0	0	1
<b>TEAM</b>				<b>3</b>							
<b>TOTALS</b>	<b>18-51</b>	<b>3-10</b>	<b>28-41</b>	<b>39</b>	<b>15</b>	<b>67</b>	<b>11</b>	<b>12</b>	<b>6</b>	<b>6</b>	<b>200</b>
	FG%: .353		FT%: .683								

Half time score: Minnesota 36, Illinois 26 Attendance: 12,435

### February 10, 1991 at Williams Arena, Minneapolis

The Fighting Illini, who shot under .500 for 10 games in a row going into this one, put it all together, and used .569 shooting and a +6-36 advantage under the boards to thrash the Golden Gophers on their home court. Andy Kaufmann tallied 28 points and Larry Smith added 25 points for the Orange and Blue, who also shot an impressive 33-of-37 from the free throw line.

## Illinois (94) Minnesota (74)

ILLINOIS (94)	FGA-M	3PM-A	FTM-A	Reb	PF	TP	A	TO	BK	S	MIN
Kaufmann	8-15	2-2	10-10	5	3	28	3	3	0	0	34
Thomas	6-9	0-0	7-9	8	2	19	1	1	4	0	35
Kpedi	1-3	0-0	0-0	5	4	2	0	4	1	0	21
Clemons	4-6	1-1	0-0	5	2	9	1	3	0	0	33
Smith	8-14	0-3	9-9	5	3	25	7	4	0	1	31
Pierce	1-2	0-0	6-7	8	1	8	0	0	0	0	22
Taylor	0-1	0-0	1-2	2	4	1	2	1	0	0	13
Michael	0-0	0-0	0-0	1	1	0	1	1	0	0	7
Kennedy	0-0	0-0	0-0	0	0	0	0	0	0	0	1
Spitz	0-0	0-0	0-0	0	0	0	0	0	0	0	1
Geers	0-0	0-0	0-0	2	0	0	0	1	0	0	1
Schnaderbeck	1-1	0-0	0-0	0	0	2	0	0	0	0	1
<b>TEAM</b>				<b>5</b>				<b>1</b>			
<b>TOTALS</b>	<b>29-51</b>	<b>3-6</b>	<b>33-37</b>	<b>46</b>	<b>20</b>	<b>94</b>	<b>15</b>	<b>19</b>	<b>5</b>	<b>1</b>	<b>200</b>
	FG%: .569		FT%: .892								

MINNESOTA (74)	FGA-M	3PM-A	FTM-A	Reb	PF	TP	A	TO	BK	S	MIN
Bond	4-11	0-3	2-2	3	4	10	1	1	0	3	26
Carter	0-3	0-1	0-0	4	3	0	0	2	2	1	16
Jackson	3-9	0-0	5-8	5	4	11	2	1	1	0	25
McDonald	3-14	1-6	2-3	2	3	9	7	2	0	4	35
Lynch	11-20	1-4	5-5	3	1	28	3	0	0	1	34
Martin	3-6	0-0	3-4	6	3	9	3	1	3	0	20
Metcalf	2-7	1-1	0-1	4	2	5	1	0	0	0	19
Green	0-2	0-0	0-0	0	2	0	0	0	0	0	5
Nzigamasabo	0-2	0-0	0-0	3	2	0	0	1	1	0	6
Tubbs	0-3	0-1	2-2	1	2	2	0	0	0	1	11
Roe	0-0	0-0	0-0	0	0	0	0	0	0	0	1
<b>TEAM</b>				<b>5</b>							
<b>TOTALS</b>	<b>26-77</b>	<b>3-16</b>	<b>19-27</b>	<b>36</b>	<b>26</b>	<b>74</b>	<b>17</b>	<b>8</b>	<b>7</b>	<b>10</b>	<b>200</b>
	FG%: .338		FT%: .704								

Half time score: Illinois 47 Minnesota 35 Attendance: 16,305







## All-Time Series Scores

Date	Ill.	OSU	Date	Ill.	OSU	Date	Ill.	OSU
*1-23-15	24	17	*2-18-44	-41	52	*2-18-69	73	57
3-1-15	26	19	*2-19-44	-53	54	*1-10-70	77	59
*1-15-16	21	10	*2-16-45	56	41	2-13-71	-72	92
3-6-16	28	22	2-23-45	-44	60	*2-19-72	64	62
1-8-17	38	14	1-12-46	-35	41	2-29-72	-70	103
*2-5-17	34	21	*12-15-46	-46	50	*2-17-73	79	68
*2-11-18	35	21	*1-13-47	61	42	3-3-73	-64	65
2-18-18	26	23	2-1-47	59	58	1-5-74	75	73
*1-20-19	25	20	*1-10-48	61	58	*3-9-74	-78	79
2-24-19	-15	32	2-14-48	-50	57	1-25-75	66	62
*1-12-20	40	22	*1-10-49	64	63	*2-22-75	83	78
2-9-20	35	27	*2-12-49	64	49	1-19-76	-63	64
*2-7-21	46	11	1-7-50	-62	83	*2-16-76	91	73
2-28-21	35	32	*1-21-50	66	50	1-6-77	89	72
1-14-22	48	36	*2-12-51	79	59	*2-19-77	-60	64
*2-20-22	41	22	2-24-51	89	69	*1-30-78	-84	87
1-8-23	36	31	2-2-52	66	62	2-4-78	-65	70
*3-5-23	37	21	*2-16-52	80	53	*1-13-79	-66	+69
1-12-24	27	24	*12-27-52	87	62	2-22-79	-55	73
*2-11-24	-22	25	3-7-53	93	74	*1-24-80	-76	79
1-16-26	-18	30	*1-11-54	90	76	2-16-80	-57	71
*2-13-26	35	31	1-16-54	82	78	*2-5-81	82	63
1-15-27	-28	29	1-15-55	86	78	2-14-81	63	57
*2-7-27	43	30	*2-26-55	85	77	*1-14-82	-50	+51
1-12-29	-22	27	*2-11-56	111	64	2-27-82	-53	63
*2-16-29	-30	35	2-25-56	-84	87	*1-15-83	63	55
*1-6-30	19	15	*2-4-57	96	89	3-3-83	74	73
2-17-30	26	16	2-25-57	79	72	1-14-84	55	53
*1-4-32	-28	29	2-3-58	-70	78	*3-1-84	73	58
2-13-32	-26	29	*1-3-59	81	80	*1-23-85	84	66
1-16-33	-22	33	1-4-60	-73	97	2-23-85	-64	72
*2-13-33	-29	31	*2-15-60	-81	109	1-23-86	67	65
1-12-35	44	23	1-7-61	-65	91	2-22-86	66	62
*2-18-35	44	36	*3-11-61	-66	95	2-2-87	82	65
*1-13-36	-13	18	2-24-62	-79	102	*2-25-87	93	70
2-29-36	30	20	*1-7-63	90	78	2-4-88	-60	64
1-22-38	-26	46	2-10-64	-92	110	*2-17-88	118	86
*2-19-38	42	34	*3-2-64	-74	86	*2-9-89	62	60
*1-16-39	45	31	2-8-65	86	71	2-26-89	94	71
1-13-40	-31	37	*2-16-65	95	72	*1-27-90	92	81
*2-24-41	53	36	*2-5-66	78	77	2-26-90	-80	86
1-12-42	58	49	3-6-67	-79	100	1-19-91	-55	89
*2-21-42	48	31	2-26-68	-75	95	*2-20-91	-64	74
2-6-43	60	48	*3-4-68	-64	67			
2-8-43	50	44	1-28-69	-67	76			

\* at Champaign + overtime

## ILLINOIS VS. OHIO STATE LAST SEASON

January 19, 1991 at Columbus

Ohio State's full court pressure caused Illinois' "Young Guns" to set a record they really didn't want to set - a school record 32 turnovers in the 89-55 UI drubbing. Even though 17 of those miscues came in the first half, the Fighting Illini trailed by only three points at the half. Part of the reason the score was so close was that Illinois had outrebounded the Buckeyes, 19-12, in the opening period. OSU responded with a 27-10 run in the first nine and one-half minutes of the second half, and the Buckeyes destroyed the Orange and Blue under the boards, 23-12, after the intermission. Jim Jackson led the Buckeyes, who shot 53 percent from the field, with 21 points, and Andy Kaufmann, who came off the bench to lead the poor-shooting Illini (37 percent for the game) with 14 points.

## Ohio State (89) Illinois (55)

ILLINOIS (55)	FGA-M	3PM-A	FTM-A	Reb	PF	TP	A	TO	BK	S	MIN
Thomas	3-7	0-0	6-9	8	3	12	2	4	0	1	31
Michael	2-6	0-2	0-0	2	1	4	1	1	1	0	21
Kpedi	2-5	0-0	0-0	4	4	4	0	1	0	0	28
Clemons	2-4	0-0	1-3	0	5	5	0	9	1	0	22
Smith	3-8	0-2	4-6	5	2	10	5	3	0	2	32
Kaufmann	5-12	0-3	4-4	4	4	14	2	5	0	1	25
Taylor	1-6	0-1	0-0	3	1	2	0	7	0	3	18
Pierce	1-2	0-0	2-2	1	5	4	0	1	0	1	14
Geers	0-0	0-0	0-0	1	1	0	0	1	0	0	5
Kennedy	0-1	0-0	0-0	0	0	0	0	0	0	0	2
Spitz	0-0	0-0	0-0	0	0	0	0	0	0	0	2
TEAM				3							
TOTALS	19-51	0-8	17-24	31	26	55	10	32	2	8	200
	FG%: .373		FT%: .708								

OHIO STATE (89)	FGA-M	3PM-A	FTM-A	Reb	PF	TP	A	TO	BK	S	MIN
Jackson	9-16	0-1	3-4	5	2	21	7	3	1	3	31
Lee	4-8	0-0	1-1	4	4	9	1	2	0	2	21
Carter	3-8	0-0	7-10	11	1	13	1	5	1	1	31
Baker	5-10	0-0	6-7	3	3	16	2	6	0	2	35
Brown	2-3	0-0	1-1	1	4	5	0	3	0	2	14
Jent	3-6	1-3	1-1	4	4	8	1	1	0	3	25
Robinson	0-0	0-0	2-2	3	3	2	0	0	2	0	19
Davis	3-5	1-1	0-0	2	0	7	2	1	0	1	13
Skelton	2-4	1-1	0-1	0	2	5	0	0	0	2	6
Brandwie	1-1	0-0	1-1	1	0	3	0	0	0	0	4
Ratliff	0-0	0-0	0-0	0	1	0	0	0	0	0	1
TEAM				1							
TOTALS	32-61	3-6	22-28	35	24	89	14	21	4	16	200
	FG%: .525		FT%: .786								

Half time score: Ohio State 30, Illinois 27 Attendance: 13,276

February 20, 1991 at Champaign

The second-ranked Buckeyes showed once again why they were atop the Big Ten, even without starting point guard Mark Baker, who didn't play due to an injury. The Fighting Illini might have had a good chance to beat the Buckeyes, were it not for the fact that they were without the services of forward Deon Thomas, who was nursing a sprained ankle sustained against Michigan State a few days previous. Ohio State star Jimmy Jackson showed his versatility by playing point guard, instead of the small forward or second guard positions to which he was accustomed. Illinois, down 39-32 at halftime, chipped away at the Ohio State lead, and came as close as one point (52-51) with 7:39 left in the game, but could never tie or take the lead.

## Ohio State (73) Illinois (64)

OHIO STATE (73)	FGA-M	3PM-A	FTM-A	Reb	PF	TP	A	TO	BK	S	MIN
Jent	4-7	1-3	1-2	6	4	10	2	3	0	1	31
Lee	5-8	0-0	4-4	5	3	14	0	4	1	0	29
Carter	3-10	0-0	1-3	9	3	7	0	0	3	1	30
Brown	2-6	1-2	8-10	1	3	13	6	3	0	3	37
Jackson	4-12	0-1	4-4	5	2	12	4	3	0	2	31
Skelton	0-2	0-1	1-2	0	1	1	1	0	0	0	87
Davis	2-6	0-2	3-4	3	0	7	1	1	0	0	16
Brandwie	3-3	0-0	0-0	2	0	6	0	1	0	0	9
Robinson	1-2	0-0	1-2	1	1	3	0	1	0	0	9
TEAM				4							
TOTALS	24-56	2-9	23-31	36	17	73	14	16	4	7	200
	FG%: .429		FT%: .742								

ILLINOIS (64)	FGA-M	3PM-A	FTM-A	Reb	PF	TP	A	TO	BK	S	MIN
Michael	0-0	0-0	0-0	2	3	0	1	2	0	1	20
Kaufmann	9-24	0-3	0-2	1	5	18	0	5	0	2	38
Pierce	3-6	0-0	1-1	6	1	7	1	3	0	2	29
Clemons	3-8	0-1	3-8	4	3	9	2	1	0	1	27
Smith	4-11	0-2	4-4	7	1	12	6	3	0	1	32
Geers	0-0	0-0	0-0	0	0	0	0	0	0	0	2
Taylor	2-3	0-0	1-1	4	4	5	1	3	0	2	22
Kpedi	6-10	0-0	1-3	8	4	13	0	2	1	1	32
TEAM				2							
TOTALS	27-62	0-6	10-19	34	21	64	11	19	1	10	200
	FG%: .435		FT%: .526								

Half time score: Ohio State 39, Illinois 32 Attendance: 13,885

THE OPPONENTS

# NORTHWESTERN



**Saturday, Feb. 1 at Evanston**  
**Wednesday, Feb. 26 at Champaign**

## PERTINENT FACTS

**President:** Arnold Weber (Illinois '50)  
**Enrollment:** 7,400  
**Arena Capacity:** Welsh-Ryan Arena/8,117  
**Nickname:** Wildcats  
**Colors:** Purple & White  
**Conference:** Big Ten Athletic  
**Department Phone:** (708) 491-7503  
**Sports Information Mailing Address:**  
 1501 Central Street  
 Evanston, IL 60208-3630  
**Telephone:** (708) 491-7503  
**Fax:** (708) 491-8818  
**Pressbox Phone:** (708) 491-8852  
**Sports Information Director/Home Phone:** Tim Clodjeaux/(708) 524-4573  
**Men's Basketball Contact/Home Phone:** Tim Clodjeaux/(708) 524-4573



**Head Coach:**  
Bill Foster



**Athletic Director:**  
Bruce Corrie



**Sports Information Director:**  
Tim Clodjeaux

## WILDCATS BASKETBALL STAFF

**Head Coach:** Bill Foster (Ehazabethtown '54)  
**Collegiate Coaching Record:** 450-371 (31 seasons)  
**Record at Northwestern:** 37-103 (5 seasons)  
**Record at Northwestern vs. Illinois:** 0-10  
**Assistant Coaches:** Bill Donlon (Virginia Commonwealth '69), Tim Carter (Kansas '79), Shawn Parrish (Ball State '90), Quitman Sullins (Murray State '58)  
**Basketball Office Telephone:** (708) 491-7906  
**Best Opportunity to Reach Head Coach:** Weekday mornings

## NU SCOUTING REPORT

**Outlook:** Wildcat followers are optimistic for the team to be improved this season. Aside from the fact that Northwestern was winless in the conference in 1990-91, many consider Bill Foster's newest recruiting class to be his finest since joining NU. It will also be Foster's youngest team at Northwestern. The Wildcats have lost last year's co-captains, Lucis Reece and Don Brotz, who shared one of the forward spots, but the other four starters return. Kevin Rankin, one of the brightest newcomers among the big men in the league last year, is back, along with junior sharpshooter Todd Leslie, Northwestern's leading scorer in 1990-91. The other Wildcat to watch is sophomore point guard Pat Baldwin, last year's team MVP and Defensive Newcomer of the Year.

**Starters Returning Lost:** 4/1  
**Lettermen Returning Lost:** 7/6

## Northwestern Roster

Player	Ht.	Wt.	Yr.	Pos.	Hometown	1990-91 Stats (ppg/rpg/apg)
* Pat Baldwin+	6-1	185	So.	G	Leavenworth, Kan.	(13.2/3.8/3.8)
** Charles Howell+	6-9	220	Jr.	C	Missouri City, Tex.	(10.4/4.0/0.8)
* Kip Kirkpatrick	6-5	180	So.	G	Lexington, Ky.	(3.3/1.6/1.3)
Dion Lee	6-5	173	Fr.	G	Louisville, Ky.	(not available)
** Todd Leslie+	6-5	194	Jr.	G	Palatine, Ill.	(14.0/2.6/2.0)
Cedric Neloms	6-5	185	Fr.	F	Leighton, Ala.	(not available)
Matt Purdy	6-8	220	Fr.	F	Santa Barbara, Cal.	(not available)
* Aaric Queen	6-3	160	So.	G	Baltimore, Md.	(0.2/0.1/0.1)
* Kevin Rankin+	6-11	245	So.	C	De Pere, Wis.	(11.4/7.4/2.4)
T.J. Rayford	6-8	209	Fr.	F	Waynesboro, Ga.	(not available)
* Eric Simpson	6-2	175	So.	G	Chicago, Ill.	(0.1/0.4/0.4)
Dewey Williams	6-9	220	Fr.	F	Indianapolis, Ind.	(not available)

+ returning starter \* letters earned & player has redshirted

## 1991-92 Schedule

(1990-91: 5-23 overall; 0-18 conference, 10th place)

Month	Date	Opponent	Location
November	13	MARATHON OIL	18 INDIANA
	18	BRAZILIAN NATIONAL TEAM	22 IOWA
	22	ILLINOIS WESLEYAN	25 at Purdue
	30	COLUMBIA	29 at Minnesota
December	2	VANDERBILT	February 1 ILLINOIS
	4	at Tulane	5 at Michigan
	14	NORTHEASTERN	8 MINNESOTA
	16	IDAHO STATE	15 at Indiana
	21	at Loyola (Ill.)	20 PURDUE
	27-28	at Arizona State Tournament	22 MICHIGAN
January	6	CHICAGO	26 at Illinois
	8	at Wisconsin	March 5 MICHIGAN STATE
	11	OHIO STATE	7 at Ohio State
	15	at Michigan State	11 at Iowa
			14 WISCONSIN

## Illinois returnees vs. Northwestern

Player	G	GS	PPG	RPG	APG	Best Performance
R. Clemons	2/2	5.0	3.0	3.5	10 pts., 5 reb., 4 ast. at Evanston, 3/2/91	
T. Geers	4/0	1.0	0.0	0.0	2 pts. at Champaign, 2/4/91	
T. Michael	2/0	3.5	3.5	1.5	5 pts., 4 reb. at Champaign, 2/4/91	
S. Pierce	2/0	4.0	3.0	1.0	6 pts., 3 reb. at Evanston, 3/2/91	
B. Taylor	4/0	3.8	1.8	0.8	6 pts., 3 reb. at Champaign, 2/4/91	
D. Thomas	2/2	16.5	5.0	0.5	22 pts., 7 reb. at Champaign, 2/4/91	

## SERIES HISTORY VS. ILLINOIS

**Games:** 127      **Illinois Wins:** 97      **Northwestern Wins:** 30  
**At Illinois:** Illinois 50, Northwestern 11  
**At Northwestern:** Illinois 38, Northwestern 17  
**At Neutral Sites:** Illinois 9, Northwestern 2  
**Jon Henson's Record vs. Northwestern While Coaching at Illinois:** 29-3  
**Bill Foster's Record vs. Illinois While Coaching at Northwestern:** 0-10  
**Illinois' Largest winning margin:** 42, Feb. 27, 1943, at Chicago, 86-44  
**Northwestern's largest winning margin:** 16, Mar. 8, 1958, at Evanston, 88-72





## All-Time Series Scores

Date	Ill.	NW	Date	Ill.	NW	Date	Ill.	NW
3-7-08	18	13	*1-19-45	51	42	1-13-70	101	80
2-27-09	35	4	2-24-45	-45	57	*3-9-71	-70	85
2-25-11	26	15	*1-14-46	45	38	1-8-72	67	63
*3-2-12	25	10	2-16-46	-43	48	*2-5-72	68	59
*3-9-12	30	19	*1-11-47	55	40	2-5-73	84	77
*2-14-13	23	22	2-22-47	52	51	*3-5-73	77	76
3-15-13	-18	20	*1-5-48	52	47	2-16-74	-75	86
*2-14-14	35	15	2-28-48	60	43	*1-11-75	64	60
*2-12-16	-21	+23	*2-7-49	85	66	2-8-75	-47	51
2-29-16	-16	25	*2-26-49	81	64	*1-10-76	74	69
*1-12-17	45	17	*1-16-50	76	50	2-7-76	61	55
3-2-17	21	12	3-4-50	69	52	*1-24-77	71	68
*2-9-18	38	22	3-3-51	80	76	2-10-77	65	63
3-2-18	-14	29	*3-3-52	95	74	*1-21-78	73	64
*1-17-24	38	18	*1-12-53	83	58	2-9-78	-61	72
3-4-24	36	35	3-9-53	86	70	1-6-79	74	56
1-14-25	27	16	1-4-54	66	65	*3-1-79	-64	71
*2-12-25	30	20	*3-1-54	84	82	*1-5-80	81	71
1-8-27	27	23	*2-5-55	104	89	2-28-80	90	66
*2-16-27	46	32	3-5-55	81	69	1-8-81	88	64
*2-8-28	32	20	3-5-56	-82	83	*3-7-81	98	76
3-1-28	-31	39	*2-11-57	104	97	1-7-82	60	50
2-10-30	30	24	*2-1-58	102	98	*3-6-82	85	65
*2-22-30	-32	34	3-8-58	-72	88	*2-5-83	78	62
*1-12-31	-27	29	2-7-59	-79	88	2-10-83	-55	58
2-16-32	35	28	*3-7-59	-81	84	2-4-84	71	52
*1-7-33	27	25	#12-29-59	92	79	*2-8-84	73	49
1-21-33	-27	30	3-5-60	84	77	1-19-85	55	43
*1-20-34	34	20	*2-18-61	-72	78	*2-14-85	64	42
2-19-34	-25	32	*2-12-62	88	70	*1-18-86	72	46
*1-18-36	-28	40	3-10-62	73	68	2-13-86	75	52
2-17-36	39	38	1-14-63	78	76	1-10-87	76	69
*1-4-37	-38	47	*3-4-63	79	73	*2-5-87	72	43
3-6-37	32	26	*2-1-64	73	71	*1-23-88	79	48
2-25-39	-34	36	3-2-65	93	70	3-12-88	79	74
*2-12-40	35	33	*2-7-66	-77	80	1-19-89	75	70
1-18-41	42	+41	3-7-66	-76	84	*2-11-89	86	69
*2-7-42	41	33	1-10-67	-96	104	1-13-90	85	78
2-28-42	63	49	*2-4-67	93	83	*2-14-90	88	75
*2-1-43	68	51	2-10-68	-71	78	*2-4-91	73	59
2-27-43	86	44	*2-24-68	62	61	3-2-91	91	81
*2-11-44	-29	42	1-11-69	82	+77			
2-25-44	50	47	*3-8-69	78	68			

## ILLINOIS VS. NORTHWESTERN LAST SEASON

### Monday, Feb. 4 at Champaign (above right)

Illinois ran its winning streak to four in this ESPN Big Monday affair, dominating the Wildcats under the boards, 39-26. The Fighting Illini broke a 10-10 tie with 12:35 left in the first half and went on a 20-3 run. Northwestern called a time out with 6:10 to go before the intermission, trailing, 30-13. It was not much of a contest thereafter, either, as the Fighting Illini extended their lead to as many as 26 points in the second half. Deon Thomas, who played only half of the game, led all scorers with 22 points, while the Wildcats' Kevin Rankin topped the visitors with 19.

### Saturday, Mar. 2 at Evanston (below right)

Junior forward Andy Kaufmann put on an impressive shooting show in the second half at Welsh-Ryan Arena. He went 0-for-2 in the first half from the field, but drilled his first six shots after the intermission, to help the Fighting Illini pull away from a narrow +0-34 advantage. But it wasn't only Kaufmann that was on fire. Illinois made 18 of its first 24 second-half shots (75 percent) as a team and ended up hitting on 69.2 percent for the entire second half. The win was No. 21 on the season for the Fighting Illini, and brought Lou Henson's record against the Wildcats to 29-3 in his 16 seasons with Illinois.

## ILLINOIS 73, NORTHWESTERN 59

NWSTRN (59)	FGA-M	3PM-A	FTM-A	Reb	PF	TP	A	TO	BK	S	MIN
Reece	2-9	0-0	3-4	3	1	7	1	2	0	0	27
Brotz	1-5	0-2	0-0	1	3	2	2	0	0	3	26
Rankin	5-6	1-1	8-10	6	4	19	3	4	2	0	29
Baldwin	2-8	0-0	3-4	7	4	7	2	2	1	0	34
Leslie	5-12	3-6	0-0	2	3	13	2	3	0	0	35
Queen	0-0	0-0	0-0	0	1	0	0	0	0	0	1
Simpson	0-0	0-0	1-2	1	0	1	0	1	0	0	5
Kirkpatrick	1-6	1-4	4-4	2	3	7	2	1	0	0	24
Haunty	0-0	0-0	0-0	0	0	0	0	0	0	0	1
Howell	1-3	0-0	1-2	1	1	3	0	0	1	0	16
Lounsberry	0-0	0-0	0-0	0	0	0	0	0	0	0	1
Heise	0-0	0-0	0-0	0	0	0	0	0	0	0	1
<b>TEAM</b>				<b>3</b>							
<b>TOTALS</b>	<b>17-49</b>	<b>5-13</b>	<b>20-26</b>	<b>26</b>	<b>20</b>	<b>59</b>	<b>12</b>	<b>13</b>	<b>4</b>	<b>3</b>	<b>200</b>
	FG%: .347		FT%: .769								

ILLINOIS (73)	FGA-M	3PM-A	FTM-A	Reb	PF	TP	A	TO	BK	S	MIN
Thomas	9-10	0-0	4-6	7	3	22	0	0	2	0	20
Kaufmann	4-11	0-3	4-4	4	4	12	1	6	0	0	26
Kpedi	4-9	0-0	2-4	8	1	10	0	1	0	1	27
Clemons	0-2	0-0	0-0	1	0	0	1	3	1	2	24
Smith	6-11	2-4	0-0	7	3	14	10	0	0	2	31
Pierce	1-5	0-0	0-0	3	3	2	1	1	0	0	27
Michael	2-6	1-3	0-0	4	3	5	1	0	0	2	16
Geers	1-2	0-1	0-0	0	1	2	0	1	1	1	8
Taylor	2-2	0-0	2-4	3	1	6	1	1	0	1	17
Kennedy	0-1	0-0	0-0	0	0	0	0	0	0	0	2
Spitz	0-0	0-0	0-2	0	0	0	0	0	0	0	2
<b>TEAM</b>				<b>2</b>				<b>1</b>			
<b>TOTALS</b>	<b>29-59</b>	<b>3-11</b>	<b>12-20</b>	<b>39</b>	<b>19</b>	<b>73</b>	<b>15</b>	<b>14</b>	<b>4</b>	<b>9</b>	<b>200</b>
	FG%: .492		FT%: .600								

Half time score: Illinois 38, Northwestern 24

Attendance: 12,068

## ILLINOIS 91, NORTHWESTERN 81

ILLINOIS (91)	FGA-M	3PM-A	FTM-A	Reb	PF	TP	A	TO	BK	S	MIN
Thomas	5-7	0-0	1-2	3	2	11	1	2	1	0	28
Kaufmann	10-15	1-1	0-1	3	3	21	2	0	0	1	22
Kpedi	5-9	0-0	1-3	5	3	11	2	2	1	1	31
Clemons	3-8	0-1	4-8	5	4	10	4	2	0	3	29
Smith	6-11	2-4	12-13	4	3	26	4	3	0	3	35
Geers	0-0	0-0	0-0	0	1	0	0	0	0	0	1
Taylor	2-2	0-0	0-0	3	2	4	1	2	0	2	19
Kennedy	0-0	0-0	0-0	0	0	0	0	0	0	0	1
Radis	0-0	0-0	0-0	0	0	0	0	2	0	0	1
Pierce	2-2	0-0	2-2	3	2	6	1	2	0	0	13
Michael	1-3	0-2	0-0	3	1	2	2	0	0	0	19
Spitz	0-0	0-0	0-0	0	0	0	0	0	0	0	1
<b>TEAM</b>				<b>2</b>							
<b>TOTALS</b>	<b>34-57</b>	<b>3-8</b>	<b>20-29</b>	<b>31</b>	<b>21</b>	<b>91</b>	<b>17</b>	<b>15</b>	<b>2</b>	<b>10</b>	<b>200</b>
	FG%: .596		FT%: .690								

NWSTRN (81)	FGA-M	3PM-A	FTM-A	Reb	PF	TP	A	TO	BK	S	MIN
Brotz	8-11	1-1	5-7	3	5	22	2	2	0	0	31
Rankin	6-9	0-0	3-4	6	5	15	1	4	0	0	33
Howell	2-3	0-0	4-4	4	3	8	0	3	0	0	17
Leslie	2-11	1-7	0-0	3	4	5	1	1	1	0	35
Baldwin	4-6	0-0	4-6	4	4	12	6	5	0	7	37
Queen	0-0	0-0	0-0	0	0	0	0	0	0	0	1
Simpson	0-0	0-0	0-0	0	0	0	0	0	0	0	2
Kirkpatrick	0-1	0-1	0-2	1	1	0	0	0	0	0	13
Haunty	0-0	0-0	1-2	0	0	1	0	0	0	0	1
Reece	8-13	2-2	0-0	3	3	18	0	2	0	1	28
Lounsberry	0-0	0-0	0-0	0	0	0	0	0	0	1	1
Heise	0-0	0-0	0-0	0	0	0	0	0	0	0	1
<b>TEAM</b>				<b>2</b>							
<b>TOTALS</b>	<b>30-54</b>	<b>4-11</b>	<b>17-25</b>	<b>26</b>	<b>25</b>	<b>81</b>	<b>10</b>	<b>17</b>	<b>1</b>	<b>9</b>	<b>200</b>
	FG%: .556		FT%: .680								

Half time score: Illinois 40, Northwestern 34

Attendance: 8117



**Tues., Feb. 4 at Champaign;**  
**Sun., Mar. 1 at Bloomington, Ind.**

## PERTINENT FACTS

**President:** Thomas Erlich  
**Enrollment:** 34,500  
**Arena Capacity:** Assembly Hall/17,357  
**Nickname:** Hoosiers  
**Colors:** Cream & Crimson  
**Conference:** Big Ten  
**Athletic Director:** Clarence Doninger (Indiana '57)  
**Athletic Department Phone:** (812) 855-2794  
**Sports Information Mailing Address:**  
Assembly Hall  
Bloomington, IN 47405  
**Telephone:** (812) 855-2421  
**Fax:** (812) 855-9401  
**Pressbox Phone:** (812) 855-2754  
**Sports Information Director/Home Phone:** Kit Klingelhofer/(812) 332-4990  
**Men's Basketball Contact/Home Phone:** Gregg Elkin/(812) 330-0550



**Head Coach:**  
Bob Knight



**Athletic Director:**  
Clarence Doninger



**Sports Information Director:**  
Kit Klingelhofer

## HOOSIERS BASKETBALL STAFF

**Head Coach:** Bob Knight (Ohio State '62)  
**Collegiate Coaching Record:** 561-203 (26 seasons)  
**Record at Indiana:** 459-153 (20 years)  
**Assistant Coaches:** Dan Dakich (Indiana '85), Norm Ellenberger (Butler '55), Ron Felling (Indiana State '61)  
**Basketball Office Telephone:** (812) 855-2238  
**Best Opportunity to Reach Head Coach:** Through Sports Information Office

## IU SCOUTING REPORT

**Outlook:** The Hoosiers have 10 lettermen returning from last year's team, which tied Ohio State for the Big Ten championship, finished the regular season ranked No. 3 in the nation, and advanced to the final 16 of the NCAA Tournament. The Hoosiers will be led by forward Calbert Cheaney, who earned first team All Big Ten honors last year as a sophomore while shooting a school record .596 from the field. The team's also returns leading rebounder, senior Eric Anderson. Indiana has a deep, experienced backcourt, which includes 1991 Big Ten Freshman of the Year Damon Bailey. The Hoosiers also have a strong recruiting class, including first team prep All-American inside players Alan Henderson and Brian Evans, who led his high school team to the Indiana semifinals last year. Todd Lindeman, did the same with his team in the Michigan Class D tournament last season.

**Starters Returning/Lost:** 5/0  
**Lettermen Returning/Lost:** 10/2

## Indiana Roster

Player	Ht.	Wt.	Yr.	Pos.	Hometown	1990-91 Stats (ppg/rpg/apg)
*** Eric Anderson+	6-9	229	Sr.	F	Chicago, Ill.	13.7/7.1/1.1
* Damon Bailey+	6-3	192	So.	G	Heltonville, Ind.	11.4/2.9/2.9
** Calbert Cheaney+	6-6	204	Jr.	F	Evansville, Ind.	21.6/5.5/1.4
Brian Evans	6-7	208	Fr.	F	Terre Haute, Ind.	22.5/12.0/3.9
** Greg Graham	6-4	169	Jr.	G	Indianapolis, Ind.	8.7/2.6/1.6
** Pat Graham	6-5	204	Jr.	G	Floyds Knobs, Ind.	7.4/1.6/1.6
Alan Henderson	6-9	200	Fr.	F-C	Carmel, Ind.	27.4/15.4/na
* Pat Knight	6-6	190	So.	F	Bloomington, Ind.	1.8/1.0/0.9
** Todd Leary	6-3	193	So.&	G	Indianapolis, Ind.	(redshirted)
Todd Lindeman	7-0	225	Fr.	C	Channing, Mich.	27.0/18.0/na
*** Jamal Meeks+	6-0	194	Sr.	G	Freeport, Ill.	3.5/2.0/4.9
*** Matt Nover+	6-8	225	Jr.&	C-F	Chesterton, Ind.	6.9/3.9/0.4
** Chris Reynolds	6-1	181	Jr.	G	Peoria, Ill.	4.1/1.7/2.2

+ returning starter \* letters earned & player has redshirted

## 1991-92 Schedule

(1990-91: 29-5 overall; 15-3 Big Ten, 1st place [t])

Month	Date	Opponent	Month	Date	Opponent
November	15	UCLA (at Hall of Fame Classic, Springfield, Mass.)	9		MINNESOTA
	24	SOVIET NATIONAL TEAM (Exhibition)	11		at Wisconsin
	30	BUTLER	14		OHIO STATE
			18		at Northwestern
December	3	NOTRE DAME	21		MICHIGAN
	7	Kentucky (at Hoosier Dome, Indianapolis)	28		PURDUE
	10	VANDERBILT		February	
	13-14	INDIANA CLASSIC (w/Boston Univ., Cent. Michigan, Tennessee-Martin)	1		at Michigan State
	21	at St. John's (Madison Square Garden)	4		at Illinois
27-28	HOOSIER CLASSIC (w/Indiana State, Kent State, Texas Tech)	9		IOWA	
			12		at Minnesota
January	4	at Cincinnati	15		NORTHWESTERN
			19		MICHIGAN STATE
			23		at Ohio State
			1		ILLINOIS
			4		at Iowa
			8		at Michigan
			12		WISCONSIN
			14 or 15		at Purdue

## Illinois returnees vs. Indiana

	G/GS	PPG	RPG	APG	Best Performance
R. Clemons	2/2	1.0	1.0	2.5	2 pts., 2 asts. at Indiana, 1/2/91
T. Geers	1/0	3.0	0.0	0.0	3 pts., 1 blk. at Indiana, 1/2/91
A. Kaufmann	4/2	9.8	1.5	1.0	21 pts., 4 rebs., 2 asts. at Ill., 3/10/91
T. Michael	2/0	2.5	0.0	0.0	3 pts. in 7 mins. at Illinois, 3/10/91
S. Pierce	2/0	3.0	1.5	0.5	4 pts., 1 reb., 1 ast. at Ind., 1/2/91
B. Taylor	1/0	5.0	3.0	2.0	5 pts., 3 rebs., 2 asts., 4 stls. at Ill., 3/10/91
D. Thomas	2/2	11.5	5.5	0.5	14 pts., 10 rebs., 5 blks. at Ill., 3/10/91

## SERIES HISTORY VS. ILLINOIS

**Games:** 125  
**Illinois Wins:** 60  
**Indiana Wins:** 65  
**At Illinois:** Illinois leads, 37-28  
**At Indiana:** Indiana leads, 37-23  
**At Neutral Sites:** (none played)  
**Lon Henson's Record vs. Indiana While Coaching at Illinois:** 13-19  
**Bob Knight's Record vs. Illinois While Coaching at Indiana:** 24-14  
**Illinois' Largest Winning Margin:** 29, January 6, 1914, at Urbana, 35-6  
**Indiana's Largest Winning Margin:** 40, February 9, 1974, at Bloomington, 107-67





## All-Time Series Scores

Date	Ill.	Ind.	Date	Ill.	Ind.	Date	Ill.	Ind.
*1-20-06	27	24	2-9-42	-36	41	3-3-70	85	75
2-16-06	-7	38	*2-12-45	71	48	*2-20-71	-86	88
*1-25-08	39	12	2-28-45	-55	65	3-13-71	103	87
*1-9-09	30	2	*2-15-47	59	50	*2-22-72	-71	90
3-6-09	-13	23	3-1-47	-41	48	2-12-73	-66	87
*2-5-10	30	20	*1-19-48	46	45	2-9-74	-67	107
3-5-10	26	12	3-1-48	52	51	*2-18-74	-83	101
*1-7-11	32	22	1-8-49	44	++42	1-27-75	-57	73
2-17-11	-14	19	*2-28-49	91	68	*2-24-75	-89	112
2-7-12	-24	25	*2-13-50	-72	83	*1-17-76	-55	83
*2-23-12	41	16	2-27-50	-66	80	2-14-76	-48	58
*3-1-13	29	12	1-15-51	-53	64	1-8-77	-60	80
3-8-13	23	17	*2-19-51	71	65	*2-17-77	73	69
*1-6-14	35	6	*1-14-52	78	66	1-7-78	65	64
2-7-14	31	15	*2-18-52	77	70	*3-2-78	-68	77
*1-11-15	34	13	1-17-53	-70	++74	1-4-79	65	61
1-26-15	20	4	*2-28-53	-79	91	*3-3-79	-60	72
*1-13-23	31	22	3-6-54	-64	67	1-31-80	-54	60
2-12-23	-24	31	*1-8-55	99	75	*2-9-80	89	68
*1-17-25	34	24	1-14-56	96	72	1-10-81	-61	78
2-23-25	-24	30	*2-6-56	92	89	*3-5-81	-66	69
2-19-26	21	20	*1-14-57	112	91	*1-21-82	-53	54
*3-6-26	-25	28	3-4-57	-76	84	2-11-82	-60	73
1-21-28	-29	44	1-11-58	-82	89	*1-13-83	-55	69
*3-6-28	-23	27	*3-3-58	-86	96	3-5-83	-55	67
*1-8-29	20	16	2-9-59	89	83	1-11-84	-68	+73
2-23-29	-22	32	*2-21-59	100	98	*3-4-84	70	53
*1-17-31	-34	35	*2-22-60	-78	92	*1-27-85	52	41
2-23-31	39	25	2-25-61	-82	93	2-21-85	66	50
1-11-32	30	22	*2-3-62	96	85	1-25-86	-69	71
*3-7-32	33	32	3-5-62	-92	104	*2-20-86	-60	61
*2-10-34	28	25	*2-4-63	104	101	1-28-87	-66	69
2-24-34	-24	36	2-16-63	-100	103	*3-1-87	69	67
*1-5-35	-28	32	2-3-64	-96	104	*2-6-88	-74	75
1-14-35	-29	42	*1-4-65	86	81	2-29-88	75	65
*1-11-37	40	31	1-8-66	98	84	*1-28-89	75	65
2-20-37	42	25	*2-12-66	-77	81	3-5-89	70	67
1-4-38	-46	51	2-20-67	-81	96	*2-4-90	70	65
*3-4-38	-35	+45	*3-4-67	80	70	3-11-90	69	63
*1-9-39	-28	29	*1-9-68	-60	+61	1-2-91	-74	109
1-6-40	-36	38	3-1-69	77	64	*3-10-91	-58	70
*1-11-41	-38	48	*1-6-70	94	74			

\* at Illinois - Illinois loss + overtime

## ILLINOIS VS. INDIANA LAST SEASON

Wednesday, January 2, 1991 at Bloomington

The Fighting Illini had just come off an impressive final two weeks of the non-conference season, winning at St. Louis over Missouri, dropping Louisiana State in Champaign, and winning at Memphis State. This was a baptism of fire for Illinois newcomers Rennie Clemons, Scott Pierce and T.J. Wheeler and redhurts Deon Thomas and Tom Michael, as they played in their first Big Ten game. It was never a contest. Indiana jumped out to a 13-0 lead and coasted from there. The Hoosiers shot a blistering 67.8 from the field, due in part to their outstanding offensive execution and Illinois' defensive mistakes. The Fighting Illini, who went on to lead the Big Ten in rebounding for the season, were outmuscled under the boards, 32-25, in this game. This was Illinois' second most decisive defeat in their all-time series with the Hoosiers.

## Indiana 109, Illinois 74

ILLINOIS (74)	FGA-M	3PM-A	FTM-A	Reb	PF	TP	A	TO	BK	S	MIN
Thomas	6-11	0-0	2-3	2	1	14	1	1	0	0	32
Kaufmann	6-12	2-2	2-2	3	3	16	1	6	0	0	30
Kpedi	2-6	0-0	2-2	7	4	6	1	3	1	0	23
Clemons	2-5	0-0	0-0	2	2	4	4	3	0	1	33
Smith	9-15	3-4	0-2	5	3	21	5	2	0	1	34
Michael	2-5	1-3	0-0	0	2	5	0	2	0	1	18
Geers	1-3	1-2	1-2	1	2	4	0	1	1	0	10
Pierce	2-4	0-0	0-0	3	3	4	1	0	0	0	18
Wheeler	0-1	0-0	0-0	0	0	0	0	0	0	0	2
<b>Totals</b>	<b>30-62</b>	<b>7-11</b>	<b>7-11</b>	<b>25</b>	<b>20</b>	<b>74</b>	<b>13</b>	<b>18</b>	<b>2</b>	<b>3</b>	<b>200</b>
	FG%: .484		FT%: .636								

INDIANA (109)	FGA-M	3PM-A	FTM-A	Reb	PF	TP	A	TO	BK	S	MIN
Anderson	7-8	0-0	6-8	10	2	20	1	0	2	0	26
Cheaney	13-18	1-3	3-3	3	1	30	2	3	0	1	29
Nover	3-4	0-0	2-3	1	2	8	0	1	1	0	17
Meeks	1-2	0-0	1-2	1	1	3	3	2	1	2	19
P. Graham	2-5	0-2	4-5	2	0	8	8	1	0	2	23
Bailey	4-5	1-2	5-5	1	4	14	2	2	0	3	21
Jones	1-4	0-1	0-0	2	2	2	1	0	0	0	13
G. Graham	2-4	0-0	4-4	1	3	8	2	1	0	1	17
Reynolds	3-3	0-0	2-3	2	2	8	2	0	1	0	16
Lawson	3-5	0-0	0-0	5	1	6	0	0	0	0	14
Knight	1-1	0-0	0-0	1	1	2	0	0	0	0	5
<b>Totals</b>	<b>40-59</b>	<b>2-8</b>	<b>27-33</b>	<b>32</b>	<b>19</b>	<b>109</b>	<b>21</b>	<b>10</b>	<b>5</b>	<b>9</b>	<b>200</b>
	FG%: .678		FT%: .818								

Halftime Score: Indiana 58, Illinois 37

Sunday, March 10, 1991 at Champaign

Illinois had just returned from a loss at Wisconsin, and wanted to end its season on a high note, since the team would not be playing in postseason action due to NCAA sanctions. Indiana had picked up steam coming down the final stretch of the regular season, winning four straight, and this win at Illinois helped boost its national ranking to No. 3, going into the NCAA Tournament. Just as they had at Bloomington in the Big Ten opener some nine weeks earlier, the Hoosiers raced to a big early lead, 11-0. The closest the Fighting Illini could come was a six points, 24-18, with 6.2+ left in the first half. Illinois' anemic 34.5 shooting from the field and its dismal 57.7 accuracy from the free throw line, however, made the difference in this game.

## Indiana 70, Illinois 58

INDIANA (70)	FGA-M	3PM-A	FTM-A	Reb	PF	TP	A	TO	BK	S	MIN
Anderson	6-17	0-0	8-9	13	1	20	2	2	3	0	40
Cheaney	4-12	1-2	2-3	5	3	11	0	3	0	1	25
Nover	1-4	0-0	1-2	4	3	3	1	1	0	0	32
Meeks	1-2	1-1	2-2	4	3	5	6	2	0	1	25
G. Graham	5-9	0-0	1-2	2	4	11	0	1	0	1	18
Jones	1-2	0-1	0-0	1	0	2	1	1	0	0	7
Reynolds	1-2	0-0	1-2	2	3	3	2	1	0	0	18
Bailey	3-5	0-2	0-0	2	3	6	1	2	0	1	21
P. Graham	1-2	1-2	6-6	2	4	9	1	1	0	0	14
<b>Totals</b>	<b>23-55</b>	<b>3-8</b>	<b>21-26</b>	<b>38</b>	<b>24</b>	<b>70</b>	<b>14</b>	<b>14</b>	<b>3</b>	<b>4</b>	<b>200</b>
	FG%: .418		FT%: .808								

ILLINOIS (58)	FGA-M	3PM-A	FTM-A	Reb	PF	TP	A	TO	BK	S	MIN
Thomas	6-9	0-0	2-4	10	3	14	0	2	5	0	29
Kaufmann	6-14	1-3	8-10	4	3	21	2	2	0	0	40
Kpedi	3-6	0-0	1-4	6	5	7	0	0	0	0	22
Clemons	0-3	0-0	0-0	2	3	0	3	2	0	1	20
Smith	1-13	1-3	3-4	5	3	6	4	7	0	0	36
Taylor	2-6	0-0	1-4	3	1	5	2	1	0	4	30
Pierce	1-5	0-0	0-0	2	4	2	0	0	1	0	16
Michael	1-2	1-2	0-0	0	0	3	0	0	0	0	7
<b>Totals</b>	<b>20-58</b>	<b>3-8</b>	<b>15-26</b>	<b>36</b>	<b>22</b>	<b>58</b>	<b>11</b>	<b>14</b>	<b>6</b>	<b>5</b>	<b>200</b>
	FG%: .345		FT%: .577								

Halftime Score: Indiana 41, Illinois 25

# THE BIG TEN CONFERENCE



A meeting of seven Midwest university presidents January 11, 1895 at the Palmer House in Chicago, was the first development of what would become one of organized sports' most successful undertakings. Those seven men, behind the leadership of James H. Smart, president of Purdue University, established the principles for which the Intercollegiate Conference of Faculty Representatives, more popularly known as the Big Ten Conference, would be founded.

At that meeting, a blueprint for the control and administration of college athletics under the direction of appointed faculty representatives was outlined. The presidents' first known action was to "restrict eligibility for athletics to bonafide, full-time students who were not delinquent in their studies." This helped limit some problems of the times, especially the participation of professional athletes and "non-students" in the university's regular sporting events. That important legislation, along with others that would follow in the coming years, served as the primary building block for amateur intercollegiate athletics.

Eleven months after the presidents' meeting, one faculty member from each of those seven universities met again at the Palmer House, and officially established the mechanics of the "Intercollegiate Conference of Faculty Representatives," or "Big Ten Conference" or "Western Conference."

The seven universities were: the University of Chicago, the University of Illinois, the University of Michigan, the University of Minnesota, Northwestern University, Purdue University and the University of Wisconsin. Indiana University and the State University of Iowa were admitted in 1899. Ohio State joined in 1912. Chicago withdrew in 1946, and Michigan State College (now Michigan State University) was added three years later in 1949.



After a 40-year period of constancy in membership, the Big Ten recently expanded to 11 members for the first time. On June 4, 1990, the Council of Ten, comprised of Big Ten university presidents, voted to confirm its earlier decision to integrate Pennsylvania State University into the conference. The Nittany Lions will begin play in the Big Ten Conference beginning next season.

At the turn of the century, faculty representatives established rules for intercollegiate athletics that were novel for the time. As early as 1906, the faculty approved legislation that required eligible athletes to meet entrance requirements and to have completed a full year's work, along with having one year of residence. Freshmen and graduate students were not permitted to compete, training tables (or quarters) were forbidden, and coaches were to be appointed by university bodies "at modest salaries."

Football and baseball were the popular sports prior to 1900. The first "official" sponsored championship was in outdoor track; it was held at the University of Chicago in 1906 and won by Michigan.

Since then, there have been many different athletic events popularized on Big Ten campuses. Some, like football and basketball, became extremely popular, while others, like boxing, fell by the wayside. Today, the Big Ten sponsors 11 championships for men and 10 for women.

## **The Big Ten Conference**

1500 West Higgins Road  
Park Ridge, IL 60068-6300  
(708) 696-1010  
FAX: (708) 696-1110

**James E. Delany**  
*Commissioner*

**Kevin Weiberg**  
*Associate Commissioner*

**Rich Falk**  
*Assistant Commissioner*

**Phyllis Howlett**  
*Assistant Commissioner*

**Carol Iwaoka**  
*Assistant Commissioner*


**Mark Rudner**  
*Assistant Commissioner*

**Charles D. Waddell**  
*Assistant Commissioner*

**Dennis LaBissoniere**  
**Jan Miller**  
*Assistant Communications Directors*



# 1990-91 IN REVIEW



# 1 1990-91 SEASON-IN-REVIEW




The 1990-91 Fighting Illini basketball season turned out much better than most of the team's fans ever dreamed it would. Illinois had lost four players who had completed their college eligibility, including 1989-90 Big Ten scoring champion Kendall Gill, and defensive stalwart Stephen Bardo. Part-time starters Ervin Small and P.J. Bowman were also gone. In addition, would-be senior Marcus Liberty had opted for the NBA a year early. With the handing down of some NCAA sanctions in early November added in, even the most optimistic Fighting Illini faithful entered the season with very modest expectations for the team.

Enter veteran Coach Lou Henson. Even with the equivalent of less than one full-time starter back from the previous season, he worked his magic. Most college basketball analysts had predicted an Illinois finish of somewhere around eighth place in the Big Ten, but the Fighting Illini ended up tying Michigan State for third place in the conference race with an 11-7 record, and a 21-10 overall mark. It was the team's ninth consecutive upper-division Big Ten finish, its 11th plus-500 conference record in succession, and its ninth 20-plus victory season in a row. But it didn't come easily.

Illinois opened up the season at the San Juan Shootout in Puerto Rico. The first game against the host team, American University, represented the first time a U of I basketball team played a regular-season game before the school's football team finished its regular season. The Fighting Illini defeated American-Puerto Rico, 103-84, on Friday, Nov. 23, the day before the UI football team defeated Northwestern and became big Ten co-champions. Henson's forces ran into an unexpectedly powerful Nebraska team and lost, 100-73, in the second round of the tournament. No one became overly concerned, however, since Illinois came back with an 80-62 victory over Old Dominion to close out the eight-team affair.

Just after that Thanksgiving weekend trip, Illinois fans' worst fears seemed to come to pass. The Fighting Illini were clearly outplayed at home by the upstart Flames from the University of Illinois-Chicago. The 71-60 loss evened Henson's troops' record at 2-2.

It took a few games for the Fighting Illini to show some progress, even though they won their next two games with big scores. They opened the month of December with home victories over Eastern Illinois (106-87) and Wisconsin-Milwaukee (120-116) in double overtime. Henson was remarkably patient with his youthful team, even though its defense hadn't come together. Offensively, however, junior Andy Kaufmann showed flashes of his scoring ability that set records in high school. He tallied 40 points against EIU, and 46 points against WMU, numbers that held up all season as the Big Ten's top two individual scoring performances.



Andy Kaufmann held the spotlight with the Big Ten's top two individual scoring performances.

Illinois then played for the first time at Rec Hall in State College, Pa. It would be the first of many trips the Fighting Illini would make to Penn State, since the Nittany Lions are scheduled to begin Big Ten Conference play during the 1992-93 season. Penn State showed why it should fit into the Big Ten well. Bruce Parkhill's team outexecuted Illinois and won, 78-68, but the loss seemed to trigger something in the Fighting Illini.

They returned home and put together a remarkable six-game winning streak, defeating Oregon State (112-78) and Georgia Southern (85-67) to win their 12th Illini Classic. After cruising past Arkansas-Little Rock, 83-72, it was time to hit the road again. Illinois had played Missouri each December for the previous seven years in St. Louis, and had won all seven, even though the Tigers had produced some high-quality, nationally-ranked teams. Somehow the Fighting Illini left Mizzou fans scratching their heads again, nipping MU, 84-81, on the strength of 51 percent shooting from the field, including nine three-point bombs.

Many observers thought Illinois could win one of its late-December encounters with Missouri, Louisiana State and Memphis State, or perhaps two, with some extra good fortune. But the Orange and Blue managed to pull





## In 1990-91 . . .

- . . . Illinois was 12-4 in games decided by fewer than 10 points.
- . . . Illinois won 20 or more games for the 16th season in school history. The 16 20-win seasons tie Indiana for most in the Big Ten. Illinois' current streak of nine 20+ winning seasons is the longest in the Big Ten.
- . . . Illinois posted its 11th-consecutive plus-.500 season, longest currently in the Big Ten.
- . . . Illinois recorded its ninth-consecutive upper-division finish in the Big Ten, currently longest in the league.

out victories in all three games. The excitement of the 102-96 home victory over Louisiana State was punctuated by 6-foot-0-inch guard Rennie Clemons' late-game driving layup over 7-1 behemoth Shaquille O'Neal. Illinois battled fatigue as well as a good Memphis State team in defeating the Tigers, 84-75, in a game delayed 24 hours by horrendous travel conditions between Champaign and Memphis. Red-shirt freshman Deon Thomas pulled down a season-high 16 rebounds in that game.

The new year brought the Big Ten season and a heavy dose of reality for the Fighting Illini. The January 2 tilt at Indiana was no contest at all, as Illinois appeared to have forgotten all the lessons it had ever been taught about defense. Bob Knight's team riddled the Orange and Blue with layup after layup all night in the 109-74 debacle, Henson's most lopsided defeat ever with the Fighting Illini.

The home court advantage took on new meaning during the next two games because, although Illinois didn't play especially well, it managed to pull off two close Big Ten victories. Illinois defeated Purdue, 63-61, on a Deon Thomas tipin from behind the backboard with just four seconds left in the game, and topped Minnesota, 67-66, on a Rennie Clemons three-point play with just 3.2 seconds left. Illinois couldn't sweep the three-game home stand, though, and fell, 71-68, to defending Big Ten champ Michigan State.

UI ran into a hot Ohio State ball club in Columbus two days later, and the Buckeyes showed why they would share the Big Ten title with Indiana. The Illini kept up with OSU on the boards, but shot an anemic .373 from the field, and couldn't hit a single three-pointer at St. John Arena. UI set a team turnover record, committing 32 turnovers in that 89-55 loss.

But Illinois bounced back again. Henson and his team put together their second six-game winning streak of the season, which included a 72-67 victory at Michigan, an ugly 53-50 verdict over Iowa at the Assembly

Hall and unspectacular home wins over Wisconsin (70-62) and Northwestern (73-59). The real thrillers of the set were a 59-56 victory at Purdue and an impressive 94-74 runaway at Minnesota. The win at Purdue was Illinois' first since 1986.

The Fighting Illini went 0-2 at Michigan State's new Breslin Center, with a 62-58 setback Feb. 16. Thomas sustained a sprained ankle early in the second half, which not only lessened UI's chances there in East Lansing, but also four days later in Champaign against Ohio State. Illinois gave the high-flying Buckeyes a run for their money, but lost, 73-64. Ironically, it was in that Michigan State game that Thomas (with his 10 points) became the top freshman scorer in the history of UI basketball.

What followed was one of the more satisfying Illinois wins in recent seasons. The Fighting Illini hadn't won at Iowa City since 1984. In fact, it seemed that each year, they found a new way to lose. But the young team picked up its shooting touch, hitting on 56 percent of their field goals in the 79-74 triumph over the Hawkeyes.

After the Orange and Blue hung on for a 68-65 win over Michigan at the Assembly Hall, Wolverine Coach Steve Fisher noted Henson's success during the season, saying the Illini mentor "has my vote for national coach-of-the-year." The win over Michigan was No. 20 on the season for the U of I.

The Fighting Illini opened March with 91-81 win at Northwestern and discovered they had the inside track at finishing third in the Big Ten, a lofty accomplishment for such a young team. Steve Yoder's Wisconsin team took Illinois down a notch, however, as the Badgers dropped the visitors, 85-77. In that game Wisconsin shot 24-of-31 from the free throw line, while Illinois shot just 2-of-4.

With Illinois ineligible for postseason competition, the home finale with Indiana was, in a sense, a tournament-type game. The Hoosiers dominated from the start, and the 70-58 win on that final day of the regular season pulled them into a tie with fading Ohio State for the Big Ten crown. It also dropped the Fighting Illini into a third-place tie with Michigan State.

It was a very satisfying season for the over-achieving Illinois basketball team. Despite great odds, the Fighting Illini had kept intact the streaks of 20-plus win seasons, upper division finishes and plus-.500 records in the Big Ten. They had won 12 of 16 games decided by fewer than 10 points. They had broken the road-win barriers at Iowa and Purdue. They had placed the most players (tied with Ohio State) on All-Big Ten teams (three), and they had maintained their hold on the No. 1 record among Big Ten teams in conference competition over the last eight seasons, all with Coach Lou Henson's least experienced team in a decade.

# 1990-91 STATISTICS



**Overall Statistics** Record: 21-10 Home: 12-4 Road: 7-5 Neutral: 2-1

Player	G-GS	Min- Avg	FG-FGA	Pct	3P-3PA	Pct	FT-FTA	Pct	REBOUNDS				PF- FD	AT	TO	BS	ST	Pts- Avg.
									Off-Def	Tot- Avg	PF- FD	AT						
Kaufmann, A	31-30	968-31.2	225-482	.467	41-104	.394	169-203	.833	52-102	154-5.0	75-1	67	112	0	18	660-21.3		
Thomas, D	30-28	934-31.1	172-298	.577	0- 0	.000	108-168	.643	74-129	203-6.8	69-1	18	56	54	10	452-15.1		
Smith, L	29-29	988-34.1	140-304	.461	24- 63	.381	90-129	.698	47-121	168-5.8	71-1	144	96	8	42	394-13.6		
Clemons, R	31-28	835-26.9	90-202	.446	8- 18	.444	76-121	.628	17- 82	99-3.2	84-3	96	88	7	43	264- 8.5		
Kpedi, A	31-30	766-24.7	83-166	.500	0- 0	.000	35- 71	.493	75-122	197-6.4	92-4	15	50	27	13	201- 6.5		
Wheeler, T	13- 1	201-15.5	18- 38	.474	4- 13	.308	19- 24	.792	12- 16	28-2.2	16-0	20	14	2	11	59- 4.5		
Pierce, S	31- 2	510-16.5	50-100	.500	0- 1	.000	35- 47	.745	41- 55	96-3.1	72-2	18	29	7	11	135- 4.4		
Michael, T	31- 6	515-16.6	49-115	.426	18- 44	.409	15- 32	.469	28- 56	84-2.7	47-0	31	30	10	17	131- 4.2		
Taylor, B	27- 1	363-13.4	22- 53	.415	1- 6	.167	13- 28	.464	21- 33	54-2.0	44-0	28	39	4	27	58- 2.1		
Geers, T	22- 0	123- 5.6	10- 29	.345	5- 16	.313	16- 19	.842	7- 11	18-0.8	11-0	8	10	4	5	41- 1.9		
Schnaderbeck, M	2- 0	2- 1.0	1- 1	1.000	0- 0	.000	0- 0	.000	1- 0	1-0.5	0-0	0	0	0	0	2- 1.0		
Radis, S	2- 0	2- 1.0	0- 2	.000	0- 0	.000	2- 2	1.000	0- 0	0-0.0	0-0	0	2	0	0	2- 1.0		
Bils, S	2- 0	2- 1.0	1- 1	1.000	0- 0	.000	0- 0	.000	0- 0	0-0.0	0-0	0	0	0	0	2- 1.0		
Davis, C	1- 0	1- 1.0	0- 0	.000	0- 0	.000	1- 2	.500	0- 0	0-0.0	0-0	0	0	0	0	1- 1.0		
Kennedy, P	11- 0	16- 1.5	0- 4	.000	0- 0	.000	1- 2	.500	1- 1	2-0.2	3-0	1	1	0	0	1- 0.1		
Tuttle, R	1- 0	1- 1.0	0- 0	.000	0- 0	.000	0- 0	.000	0- 0	0-0.0	0-0	0	0	0	0	0- 0.0		
Spitz, S	11- 0	20- 1.8	0- 5	.000	0- 0	.000	0- 2	.000	2- 2	4-0.4	1-0	0	2	0	1	0- 0.0		
Maher, J	1- 0	1- 1.0	0- 0	.000	0- 0	.000	0- 0	.000	0- 0	0-0.0	0-0	0	0	0	0	0- 0.0		
Fischer, T	1- 0	1- 1.0	0- 0	.000	0- 0	.000	0- 0	.000	0- 0	0-0.0	0-0	0	0	0	0	0- 0.0		
Cross, G	1- 0	1- 1.0	0- 0	.000	0- 0	.000	0- 0	.000	0- 1	1-1.0	1-0	0	0	0	0	0- 0.0		
Team										83						7		
Illinois	31	6250	861-1800	.478	101-265	.381	580-850	.682	378-731	1192-38.5	586	446	536	123	198	2403-77.5		
Opponents	31	6250	853-1925	.443	162-458	.354	473-688	.688	381-652	1033-33.3	70-4	427	444	140	217	2341-75.5		

**Big Ten Statistics** Record: 11-7 Home: 6-3 Road: 5-4 Neutral: 0-0

Player	G-GS	Min- Avg	FG-FGA	Pct	3P-3PA	Pct	FT-FTA	Pct	REBOUNDS				PF- FD	AT	TO	BS	ST	Pts- Avg
									Off-Def	Tot- Avg	PF- FD	AT						
Kaufmann, A	18-17	576-32.0	120-266	.451	20-58	.345	88-107	.822	20-52	72-4.0	50-1	31	59	0	6	348-19.3		
Smith, L	18-18	619-34.4	84-185	.454	16-42	.381	64- 92	.696	28-75	103-5.7	48-1	89	56	3	23	248-13.8		
Thomas, D	17-16	523-30.8	86-158	.544	0- 0	.000	48- 79	.608	39-66	105-6.2	40-0	9	35	28	3	220-12.9		
Clemons, R	18-17	510-28.3	57-122	.467	7-14	.500	38- 61	.623	9-47	56-3.1	46-1	42	47	3	27	159- 8.8		
Kpedi, A	18-17	454-25.2	41- 88	.466	0- 0	.000	21- 49	.429	40-70	110-6.1	55-2	5	26	16	5	103- 5.7		
Pierce, S	18- 2	332-18.4	25- 56	.446	0- 0	.000	15- 20	.750	19-30	49-2.7	45-1	11	16	3	5	65- 3.6		
Taylor, B	16- 1	277-17.3	17- 34	.500	1- 2	.500	9- 20	.450	14-25	39-2.4	31-0	16	24	1	22	44- 2.8		
Michael, T	18- 2	237-13.2	15- 50	.300	5-22	.227	5- 11	.455	13-22	35-1.9	22-0	11	14	3	9	40- 2.2		
Schnaderbeck, M	1- 0	1- 1.0	1- 1	1.000	0- 0	.000	0- 0	.000	0- 0	0-0.0	0-0	0	0	0	0	2- 2.0		
Geers, T	22- 0	56- 5.6	5- 13	.385	3- 7	.429	1- 2	.500	3- 4	7-0.7	9-0	2	5	3	2	14- 1.4		
Wheeler, T	1- 0	2- 2.0	0- 1	.000	0- 0	.000	0- 0	.000	0- 0	0-0.0	0-0	0	0	0	0	0- 0.0		
Spitz, S	4- 0	6- 1.5	0- 0	.000	0- 0	.000	0- 2	.000	0- 0	0-0.0	0-0	0	0	0	0	0- 0.0		
Radis, S	1- 0	1- 1.0	0- 0	.000	0- 0	.000	0- 0	.000	0- 0	0-0.0	0-0	0	2	0	0	0- 0.0		
Kennedy, P	4- 0	6- 1.5	0- 2	.000	0- 0	.000	0- 0	.000	0- 0	0-0.0	0-0	0	0	0	0	0- 0.0		
Team										50						7		
Illinois	18	3600	451-976	.462	52-145	.359	289-443	.652	185-391	626-34.8	346	216	291	60	102	1243-69.1		
Opponents	18	3600	460-019	.451	78-221	.353	276-407	.678	200-377	577-32.1	393	233	249	84	104	1274-70.8		

1990-91 IN REVIEW





## Team Totals, Game-By-Game

ILLINOIS											OPPONENT												
FG	FGA	FG%	3P	3PA	FT	FTA	FT%	REB	TO	PTS	OPPONENT	DATE	FG	FGA	FG%	3P	3PA	FT	FTA	FT%	REB	TO	PTS
37	62	.597	3	6	26	43	.605	43	22	103	American-Puerto Rico	11/23/90	30	63	.476	5	7	19	31	.613	35	12	84
27	75	.360	3	16	16	30	.533	45	17	73	Nebraska	11/24/90	39	66	.591	3	9	19	25	.760	48	19	100
33	56	.589	5	13	9	11	.818	38	19	80	Old Dominion	11/25/90	24	66	.364	6	22	8	16	.500	31	16	62
23	52	.442	2	7	12	24	.500	46	24	60	Illinois-Chicago	11/29/90	26	60	.433	9	26	10	12	.833	25	11	71
40	63	.635	7	8	19	28	.679	39	18	106	Eastern Illinois	12/1/90	32	67	.478	13	21	10	22	.455	27	14	87
43	73	.589	8	13	26	36	.722	49	20	120	Wisconsin-Milwaukee	12/03/90	38	97	.392	15	41	25	28	.893	45	13	116
29	62	.468	1	6	9	14	.643	35	17	68	Penn State	12/05/90	26	59	.441	2	10	24	26	.923	38	13	78
40	68	.588	2	4	30	37	.811	38	16	112	Oregon State	12/07/90	28	63	.444	4	14	18	24	.750	26	20	78
22	59	.373	4	7	37	43	.860	49	13	85	Georgia Southern	12/08/90	28	79	.354	6	20	5	10	.500	39	13	67
27	61	.443	4	7	25	32	.781	44	15	83	Arkansas-Little Rock	12/15/90	26	63	.413	7	23	13	23	.565	33	16	72
28	55	.509	9	21	19	27	.704	33	22	84	Missouri	12/19/90	27	62	.435	4	12	23	28	.821	35	20	81
33	73	.452	1	9	35	41	.854	55	20	102	Louisiana State	12/22/90	39	83	.470	6	16	12	19	.632	34	11	96
28	65	.431	0	3	28	41	.683	52	23	84	Memphis State	12/29/90	30	78	.385	4	15	11	17	.647	40	17	75
30	62	.484	7	11	7	11	.636	25	18	74	Indiana	01/02/91	40	59	.678	2	8	27	33	.818	32	10	109
24	50	.480	6	11	9	19	.474	32	13	63	Purdue	01/05/91	25	58	.431	7	20	4	7	.571	36	13	61
18	51	.353	3	10	28	41	.683	39	12	67	Minnesota	01/10/91	27	55	.491	4	8	8	16	.500	28	12	66
24	53	.453	4	9	16	22	.727	31	10	68	Michigan State	01/17/91	26	53	.491	5	13	14	16	.875	27	8	71
19	51	.373	0	8	17	24	.708	31	32	55	Ohio State	01/19/91	32	61	.525	3	6	22	28	.786	35	21	89
25	52	.481	1	5	21	28	.750	39	16	72	Michigan	01/26/91	26	58	.448	5	12	10	17	.588	29	12	67
18	51	.353	4	10	13	26	.500	40	18	53	Iowa	01/28/91	22	66	.333	3	11	3	12	.250	44	16	50
25	55	.455	1	7	19	27	.704	32	11	70	Wisconsin	02/02/91	24	48	.500	6	19	8	18	.444	27	16	62
29	59	.492	3	11	12	20	.600	39	14	73	Northwestern	02/04/91	17	49	.347	5	13	20	26	.769	26	13	59
21	47	.447	1	3	16	30	.533	32	12	59	Purdue	02/06/91	23	59	.390	3	11	7	16	.438	39	13	56
29	51	.569	3	6	33	37	.892	46	19	94	Minnesota	02/10/91	26	77	.338	3	16	19	27	.704	36	8	74
22	50	.440	2	7	12	14	.857	32	16	58	Michigan State	02/16/91	21	50	.420	1	6	19	29	.655	28	8	62
27	62	.435	0	6	10	19	.526	34	19	64	Ohio State	02/20/91	24	56	.429	2	9	23	31	.742	36	16	73
27	48	.562	1	3	24	36	.667	41	25	79	Iowa	02/23/91	25	60	.417	7	19	17	27	.630	26	21	74
25	57	.439	3	5	15	30	.500	39	15	68	Michigan	02/28/91	22	54	.407	8	18	13	22	.591	38	18	65
34	57	.596	3	8	20	29	.690	31	15	91	Northwestern	03/02/91	30	54	.556	4	11	17	25	.680	26	17	81
34	62	.548	7	17	2	4	.500	27	12	77	Wisconsin	03/06/91	27	47	.574	7	13	24	31	.774	26	13	85
20	58	.345	3	8	15	26	.577	36	14	58	Indiana	03/10/91	23	55	.418	3	8	21	26	.808	38	14	70
861	1800	.478	101	265	580	850	.682	1192	537	2403	<b>SEASON TOTALS</b>		653	1925	.443	162	458	73	688	.688	1033	444	2341

## 1990-91 Superlatives

### Individual

#### Points

46 Andy Kaufmann vs. Wisc.-Milwaukee, Dec. 3

#### Rebounds

16 Deon Thomas vs. Memphis State, Dec. 29

#### Field Goals

17 Andy Kaufmann vs. Eastern Illinois, Dec. 1

#### Field Goal Attempts

27 Andy Kaufmann vs. Wisc., Milwaukee, Dec. 3

#### Three-Point Field Goals

7 Andy Kaufmann vs. Missouri, Dec. 19

#### Three-Point Goal Attempts

14 Andy Kaufmann vs. Missouri, Dec. 19

#### Free Throws

12 Larry Smith vs. Northwestern, March 2

#### Free Throw Attempts

15 Deon Thomas vs. Missouri, Dec. 19

#### Assists

12 Rennie Clemons vs. Oregon State, Dec. 7

#### Steals

5 Brooks Taylor vs. Michigan, Feb. 28

#### Blocks

5 Deon Thomas vs.

### Team

#### Points

120 vs. Wisc.-Milwaukee, Dec. 3

#### Rebounds

55 vs. Louisiana State, Dec 22

#### Field Goals

43 vs. Wisc.-Milwaukee, Dec. 3

#### Field Goal Attempts

75 vs. Nebraska, Nov. 24

#### Three-Point Goals

9 vs. Missouri, Dec. 19

#### Three-Point Goal Attempts

21 vs. Missouri, Dec. 19

#### Free Throws

37 vs. Georgia Southern, Dec. 8

#### Free Throw Attempts

43 vs. Georgia Southern, Dec. 8

#### Assists

26 vs. Oregon State, Dec. 7

#### Steals

14 vs. Old Dominion, Nov 25

#### Blocks

11 vs. Nebraska



## Game by Game (Points-Rebounds-Assists)

Opponent	Result	Score	Site	04 Taylor, B	11 Clemons, R	23 Smith, L	24 Pierce, S	25 Thomas, D	32 Michael, T	34 Kaufmann, A	50 Kpedi, A
American-Pue	W	103- 84	V	3-4-3	14-2- 3	15- 7- 7	14-5-1	21- 5-2	7-3-1	18- 5-2	2- 5-0
Nebraska	L	73-100	N	1-7-2	4-2- 3	4- 2- 6	2-2-0	19- 4-0	4-4-0	16- 7-1	11- 5-0
Old Dominion	W	80- 62	N	0-0-4	7-6- 8	DNP	4-2-1	4- 5-1	19-5-1	22- 5-4	8- 7-3
Illinois-Chi	L	60- 71	H	6-3-2	12-7- 1	DNP	3-3-0	8-10-1	10-5-1	12- 5-0	2- 4-1
Eastern Illi	W	106- 87	H	2-0-1	0-1- 7	23- 7- 6	2-6-0	17- 8-1	11-6-1	40- 5-1	6- 4-2
Wisc-Milwauk	W	120-116	H	0-0-0	4-3- 5	23-11- 7	0-1-0	34- 7-1	10-9-3	46-11-5	2- 2-0
Penn State	L	68- 78	V	2-0-0	3-2- 0	18- 4- 1	5-3-0	14- 3-1	5-5-4	15- 5-4	6- 9-1
Oregon State	W	112- 78	H	0-1-0	6-4-12	11- 2- 5	14-2-1	22-12-0	7-2-1	24- 1-4	10- 6-0
Georgia Sout	W	85- 67	H	0-0-0	14-3- 5	8- 5- 4	0-5-0	19- 7-0	1-3-1	28-12-3	5- 8-1
Arkansas-Lit	W	83- 72	H	DNP	7-3- 1	12- 8- 5	10-8-1	11- 3-0	6-2-3	21- 6-2	12- 8-1
Missouri	W	84- 81	N	0-0-0	4-2- 4	8- 1- 4	0-1-0	23- 8-1	7-1-2	33- 8-7	6- 7-0
Louisiana St	W	102- 96	H	DNP	19-2- 3	17-12- 6	8-5-1	12-10-0	4-3-1	25- 9-2	15-11-0
Memphis Stat	W	84- 75	V	0-0-0	11-6- 2	7- 6- 4	8-4-2	28-16-1	0-1-1	12- 3-1	13-11-1
Indiana	L	74-109	V	DNP	4-2- 4	21- 5- 5	4-3-1	14- 2-1	5-0-0	16- 3-1	6- 7-1
Purdue	W	63- 61	H	DNP	4-1- 4	1- 6- 9	5-6-1	9- 6-0	3-2-1	32- 5-0	3- 2-0
Minnesota	W	67- 66	H	0-0-0	14-3- 6	9- 2- 1	2-1-0	13- 7-0	1-4-1	24-11-1	4- 8-0
Michigan Sta	L	68- 71	H	0-0-0	17-3- 6	9- 6- 3	0-1-0	12- 6-1	4-1-1	16- 2-2	8- 8-0
Ohio State	L	55- 89	V	2-3-0	5-0- 0	10- 5- 5	4-1-0	12- 8-2	4-2-1	14- 4-2	4- 4-0
Michigan	W	72- 67	V	3-3-1	4-6- 2	28-10- 4	4-1-0	13- 1-1	4-7-1	12- 4-0	4- 6-0
Iowa	W	53- 50	H	1-1-0	10-5- 1	16-13- 6	0-0-0	7- 8-0	1-0-0	14- 4-3	4- 7-0
Wisconsin	W	70- 62	H	0-1-1	16-0- 2	10- 3- 6	7-2-0	15- 8-0	0-0-0	16- 2-2	6-10-0
Northwestern	W	73- 59	H	6-3-1	0-1- 1	14- 7-10	2-3-1	22- 7-0	5-4-1	12- 4-1	10- 8-0
Purdue	W	59- 56	V	8-4-0	10-3- 1	6- 3- 4	2-1-1	14- 5-0	1-3-1	14- 3-3	4- 9-1
Minnesota	W	94- 74	V	1-2-2	9-5- 1	25- 5- 7	8-8-0	19- 8-1	0-1-1	28- 5-3	2- 5-0
Michigan Sta	L	58- 62	V	0-1-0	9-4- 1	13- 6- 3	2-5-0	10- 3-0	0-0-0	21- 6-0	3- 4-0
Ohio State	L	64- 73	H	5-4-1	9-4- 2	12- 7- 6	7-6-1	DNP	0-2-1	18- 1-0	13- 8-0
Iowa	W	79- 74	V	2-5-3	9-3- 2	12- 7- 6	6-4-1	12- 5-1	2-3-0	32- 4-2	4- 7-1
Michigan	W	68- 65	H	5-3-2	14-6- 1	14- 1- 1	2-1-1	13-11-1	0-2-0	18- 5-2	2- 5-0
Northwestern	W	91- 81	V	4-3-1	10-5- 4	26- 4- 4	6-3-1	11- 3-1	2-3-2	21- 3-2	11- 5-2
Wisconsin	L	77- 85	V	2-3-2	15-3- 1	16- 8- 5	2-1-3	10- 7-0	5-1-0	19- 2-5	8- 1-0
Indiana	L	58- 70	H	5-3-2	0-2- 3	6- 5- 4	2-2-0	14-10-0	3-0-0	21- 4-2	7- 6-0

### 1990-91 Illinois Awards

<b>Co-Most Valuable Players</b>	Larry Smith, Andy Kpedi
<b>Co-Captains</b>	Larry Smith, Andy Kpedi
<b>Top Free Throw Shooter</b> (Ralf Woods Award)	Andy Kaufman
<b>Top Inside Defensive Player</b>	Andy Kpedi
<b>Top Perimeter Defensive Player</b>	Brooks Taylor
<b>Top Rebounder</b>	Deon Thomas (203)
<b>Field Goal Percentage Leader</b>	Deon Thomas (.577)
<b>Most Assists</b>	Larry Smith (144)
<b>Kenny Battle Award</b>	Andy Kpedi
<b>Purple Heart</b> (Most charges taken)	Larry Smith

### Awards and Honors

<b>Andy Kaufmann</b>	Second team All-Big Ten (AP) Third team All-Big Ten (UPI) Unanimous MVP of Illini Classic San Juan Shootout All-Tournament Team
<b>Larry Smith</b>	Second team All-Big Ten (UPI) Third team All-Big Ten (AP)
<b>Deon Thomas</b>	Third team All-Big Ten (AP and UPI) First team All-Big Ten Freshman Team Illini Classic All-Tournament Team
<b>Rennie Clemons</b>	First team All-Big Ten Freshman Team Illini Classic All-Tournament Team



# LAST YEAR IN THE BIG TEN



## Big Ten Team Statistics

### Final Standings

	Conference Games			All Games			Pts	Avg	Hi	Opp Pts	Opp Avg	Opp Lo
	W	L	Pct	W	L	Pct						
Ohio State	15	3	.833	27	4	.871	2,624	84.7	116	2,123	68.5	54
Indiana	15	3	.833	29	5	.853	2,882	84.8	112	2,354	69.2	58
Illinois	11	7	.611	21	10	.677	2,403	77.5	120	2,341	75.5	60
Michigan State	11	7	.511	19	11	.633	2,140	71.3	97	2,067	68.9	61
Iowa	9	9	.500	21	11	.656	2,456	76.8	104	2,308	72.1	59
Purdue	9	9	.500	17	12	.586	2,009	69.3	97	1,922	66.3	49
Wisconsin	8	10	.444	15	15	.500	2,123	70.8	105	2,094	70.2	49
Michigan	7	11	.389	14	15	.483	2,115	72.9	102	2,113	72.9	63
Minnesota	5	13	.278	12	16	.429	2,001	71.5	95	1,965	70.2	37
Northwestern	0	18	.000	5	23	.179	2,003	71.5	103	2,279	81.4	62

### Scoring Margin / Game

School	Avg.
Indiana	+16.0
Ohio State	+9.9
Michigan St.	+1.1
Purdue	+0.3
Iowa	+0.3
Wisconsin	-1.6
<b>Illinois</b>	<b>-1.7</b>
Minnesota	-3.4
Michigan	-4.2
Northwestern	-16.7

### Scoring Offense

School	Gp	Avg
Indiana	18	84.8
Ohio State	18	77.6
Iowa	18	73.2
Minnesota	18	69.9
<b>Illinois</b>	<b>18</b>	<b>69.1</b>
Michigan	18	68.9
Wisconsin	18	68.3
Michigan St.	18	67.3
Purdue	18	67.2
Northwestern	18	64.8

### Scoring Defense

School	Gp	Avg
Michigan St.	18	66.2
Purdue	18	66.8
Ohio State	18	67.7
Indiana	18	68.8
Wisconsin	18	69.9
<b>Illinois</b>	<b>18</b>	<b>70.7</b>
Iowa	18	67.3
Michigan	18	73.2
Minnesota	18	73.4
Northwestern	18	81.5

### Field Goal Pct.

School	Pct
Indiana	.524
Ohio State	.494
Wisconsin	.486
Purdue	.469
Michigan St.	.469
<b>Illinois</b>	<b>.462</b>
Iowa	.459
Minnesota	.445
Northwestern	.442
Michigan	.434

### Field Goal Defense

School	Pct.
Michigan St.	.433
Indiana	.438
Minnesota	.450
<b>Illinois</b>	<b>.451</b>
Purdue	.453
Ohio State	.465
Wisconsin	.477
Iowa	.481
Michigan	.490
Northwestern	.539

### 3-Point FG Pct.

School	Pct.
Wisconsin	.424
Northwestern	.409
Indiana	.396
Michigan	.395
Iowa	.391
Purdue	.388
Michigan St.	.368
<b>Illinois</b>	<b>.359</b>
Ohio State	.344
Minnesota	.306
Northwestern	.413

### Free Throw Pct.

School	Pct.
Northwestern	.757
Indiana	.720
Ohio State	.717
Michigan St.	.694
Purdue	.676
Wisconsin	.672
Michigan	.668
Iowa	.653
<b>Illinois</b>	<b>.652</b>
Minnesota	.639

### Rebound Margin / Game

School	Own	Opp	Margin
Ohio State	34.3	29.2	+5.1
<b>Illinois</b>	<b>34.8</b>	<b>32.1</b>	<b>+2.7</b>
Michigan St.	33.3	31.5	+1.8
Purdue	31.4	30.0	+1.5
Iowa	33.1	31.6	+1.5
Minnesota	34.8	35.3	-0.5
Indiana	31.8	32.4	-0.6
Wisconsin	29.1	30.5	-1.4
Michigan	32.7	35.0	-2.3
Northwestern	27.6	35.0	-7.4

### Turnover Margin / Game

School	Caused	TO	Margin
Indiana	18.1	13.2	+4.9
Ohio State	18.8	15.2	+3.6
Minnesota	14.9	13.3	+1.7
Iowa	18.9	17.6	+1.3
Michigan	16.8	16.7	+0.2
Purdue	13.7	15.3	-1.6
Michigan St.	11.8	13.4	-1.7
<b>Illinois</b>	<b>13.8</b>	<b>16.2</b>	<b>-2.3</b>
Northwestern	14.3	16.9	-2.6
Wisconsin	11.9	15.5	-3.6

## 1990-91 All-Big Ten Teams

### As selected by media panel

#### FIRST TEAM

Jim Jackson, Ohio State  
 Calbert Cheaney, Indiana  
 Steve Smith, Michigan State  
 Jimmy Oliver, Purdue  
 Patrick Tompkins, Wisconsin

#### SECOND TEAM

Kevin Lynch, Minnesota  
 Eric Anderson, Indiana  
 Andy Kaufmann, Illinois  
 Demetrius Calip, Michigan  
 Acie Earl, Iowa

#### THIRD TEAM

Mark Baker, Ohio State  
**Dcon Thomas, Illinois**  
 Chuckie White, Purdue  
**Larry Smith, Illinois**  
 Perry Carter, Ohio State

**HONORABLE MENTION:** Damon Bailey, Indiana, James Moses, Val Barnes, Iowa; Eric Riley, Michigan; Matt Steigenga, Michigan State; Pat Baldwin, Kevin Rankin, Todd Leslie, Northwestern; Jamaal Brown, Treg Lee, Ohio State; Willie Simms, Wisconsin

**PLAYER-OF-THE-YEAR:** Jim Jackson, Ohio State

**FRESHMAN-OF-THE-YEAR:** Damon Bailey, Indiana

**COACH-OF-THE-YEAR:** Randy Ayers, Ohio State

### As selected by Big Ten coaches

#### FIRST TEAM

Jim Jackson, Ohio State  
 Calbert Cheaney, Indiana  
 Steve Smith, Michigan State  
 Jimmy Oliver, Purdue  
 Eric Anderson, Indiana

#### SECOND TEAM

Demetrius Calip, Michigan  
 Perry Carter, Ohio State  
 Kevin Lynch, Minnesota  
 Patrick Tompkins, Wisconsin  
**Larry Smith, Illinois**

#### THIRD TEAM

Mark Baker, Ohio State  
 Acie Earl, Iowa  
**Andy Kaufmann, Illinois**  
**Dcon Thomas, Illinois**  
 Chuckie White, Purdue

**HONORABLE MENTION:** Damon Bailey, Indiana, James Moses, Val Barnes, Iowa, Matt Steigenga, Mark Montgomery, Mike Peplowski, Michigan State, Pat Baldwin, Northwestern, Jamaal Brown, Treg Lee, Ohio State, Willie Simms, Wisconsin

**PLAYER OF THE YEAR:** Jim Jackson, Ohio State

**FRESHMAN OF THE YEAR:** Damon Bailey, Indiana

**COACH OF THE YEAR:** Randy Ayers, Ohio State



## Big Ten Individual Statistics

### Scoring

Player, Team	Gp	Fg	3p	Ft	Pts	Avg.
Steve Smith, MSU	18	147	40	84	418	3.2
Calbert Cheaney, IND	18	144	18	77	383	1.3
Demetrius Calip, MICH	18	132	48	55	367	0.4
Jimmy Oliver, PUR	18	122	46	75	365	0.3
Jim Jackson, OSU	18	141	9	65	356	9.8
<b>Andy Kaufmann, ILL</b>	<b>18</b>	<b>120</b>	<b>20</b>	<b>88</b>	<b>348</b>	<b>9.3</b>
Kevin Lynch, MINN	18	121	23	52	317	7.6
Acie Earl, IOWA	18	93	0	83	269	4.9
Eric Anderson, IND	18	94	0	74	262	4.6
Patrick Tompkins, WIS	18	94	0	67	255	4.2
Chuckie White, PUR	18	85	0	86	256	4.2
Willie Simms, WIS	18	91	1	70	253	4.1
<b>Larry Smith, ILL</b>	<b>18</b>	<b>84</b>	<b>16</b>	<b>64</b>	<b>248</b>	<b>3.8</b>
<b>Deon Thomas, ILL</b>	<b>17</b>	<b>86</b>	<b>0</b>	<b>48</b>	<b>220</b>	<b>2.9</b>
Todd Leslie, NU	18	79	45	21	224	2.4

### Field Goal Pct. (Minimum 5 FG/Game)

Player, Team	Gp	Fgm	Fga	Pct.
Patrick Tompkins, WIS	18	94	159	.591
Calbert Cheaney, IND	18	144	248	.581
Willie Simms, WIS	18	91	167	.545
<b>Deon Thomas, ILL</b>	<b>17</b>	<b>86</b>	<b>158</b>	<b>.544</b>
Jim Jackson, OSU	18	141	265	.532
Eric Anderson, IND	18	94	195	.482
<b>Andy Kaufmann, ILL</b>	<b>18</b>	<b>120</b>	<b>266</b>	<b>.451</b>
Jimmy Oliver, PUR	18	122	272	.449
Acie Earl, IOWA	18	93	208	.447

### 3-Point Goal Pct.

Player, Team	Gp	3pm	3pa	Pct.
Tim Locum, WIS	18	36	73	.493
Todd Leslie, NU	18	45	95	.474
John Ellenson, WIS	18	31	72	.431
Linc Darner, PUR	18	27	66	.409
Jimmy Oliver, PUR	18	46	118	.390
Demetrius Calip, MICH	18	48	125	.384
Steve Smith, MSU	18	40	105	.381

### Free Throw Pct. (Minimum 2.5 FT/Game)

Player, Team	Gp	Ftm	Fta	Pct.
Jimmy Oliver, PUR	18	75	86	.872
Calbert Cheaney, IND	18	77	91	.846
Charles Howell, NU	18	64	76	.842
<b>Andy Kaufmann, ILL</b>	<b>18</b>	<b>88</b>	<b>107</b>	<b>.822</b>
Jamaal Brown, OSU	18	53	65	.815
Kevin Lynch, MINN	18	52	64	.813
Troy Skinner, IOWA	18	55	68	.809
Steve Smith, MSU	18	84	104	.808
Jim Jackson, OSU	18	65	81	.802
Kevin Rankin, NU	18	68	90	.756

### Rebounds

Player, Team	Gp	No	Avg.
Chuckie White, PUR	18	155	8.6
Patrick Tompkins, WIS	18	149	8.3
Eric Riley, MICH	17	136	8.0
Perry Carter, OSU	18	142	7.9
Eric Anderson, IND	18	128	7.1
Acie Earl, IOWA	18	127	7.1
Kevin Rankin, NU	18	125	6.9
Mike Peplowski, MSU	18	122	6.8
Randy Carter, MINN	18	114	6.3
Steve Smith, MSU	18	111	6.2
<b>Deon Thomas, ILL</b>	<b>17</b>	<b>105</b>	<b>6.2</b>
<b>Andy Kpedi, ILL</b>	<b>18</b>	<b>110</b>	<b>6.1</b>

### Assists

Player, Team	Gp	No	Avg.
Mark Montgomery, MSU	18	103	5.7
<b>Larry Smith, ILL</b>	<b>18</b>	<b>89</b>	<b>4.9</b>
Mark Baker, OSU	17	82	4.8
Willie Simms, WIS	18	75	4.2
Jim Jackson, OSU	18	76	4.2
Jamal Meeks, IND	18	74	4.1
Arriel McDonald, MINN	18	70	3.9
Steve Smith, MSU	18	68	3.8
Pat Baldwin, NU	18	63	3.5
Demetrius Calip, MICH	18	63	3.5

### Blocked Shots


Player, Team	Gp	No	Avg.
Acie Earl, IOWA	18	54	3.0
Eric Riley, MICH	17	47	2.8
Eric Anderson, IND	18	29	1.6
Deon Thomas, ILL	17	28	1.6
Chuckie White, PUR	18	23	1.3
Perry Carter, OSU	18	18	1.0
Bob Martin, MINN	18	17	0.9
Andy Kpedi, ILL	18	16	0.9
Matt Steigenga, MSU	18	15	0.8
Jim Jackson, OSU	18	13	0.7
Kevin Rankin, NU	18	12	0.7

### Steals

Player, Team	Gp	No	Avg.
Pat Baldwin, NU	18	52	2.9
Jim Jackson, OSU	18	36	2.0
Mark Montgomery, MSU	18	28	1.6
Kevin Lynch, MINN	18	29	1.6
<b>Rennie Clemons, ILL</b>	<b>18</b>	<b>27</b>	<b>1.5</b>
Jamaal Brown, OSU	18	25	1.4
Val Barnes, IOWA	18	26	1.4
Mark Baker, OSU	17	24	1.4
<b>Brooks Taylor, ILL</b>	<b>16</b>	<b>22</b>	<b>1.4</b>
Chuckie White, PUR	18	23	1.3
Arriel McDonald, MINN	18	24	1.3
<b>Larry Smith, ILL</b>	<b>18</b>	<b>23</b>	<b>1.3</b>
Damon Bailey, IND	17	22	1.3



# ILLINOIS BASKETBALL... A RICH TRADITION







One of the most dramatic and dignified traditions in college athletics is the performance of Chief Illiniwek at the University of Illinois. Since 1926, this symbol has stirred pride and respect in audiences at Memorial Stadium and the Assembly Hall.

Illiniwek (pronounced "ill-EYE-nih-wek") was the name of the loose confederation of Algonquin tribes that once lived in the region. The French changed the ending to "ois" in naming what became the state of Illinois. Illiniwek means "they are men," and former Illinois football Coach Robert Zuppke is believed to have suggested calling the UI symbol Chief Illiniwek.

In 1926, Assistant Band Director Ray Dvorak conceived the idea of performing an American Indian dance during halftime of the Illinois vs. Pennsylvania football game in Philadelphia. Lester Leutwiler, a student interested in Indian lore, was chosen for the role. Leutwiler's performance, done in a homemade costume, was received so well that he was asked to continue his dance through the 1928 season.

Webber Borchers, the second Chief Illiniwek, was the first to appear in authentic American Indian regalia. He initiated a campaign to raise money to replace his homemade outfit with an authentic one, but with the Depression on, he received just \$15. However, a Champaign merchant stepped in to fund the rest and Borchers was off. He recalled: "In the summer of 1930 I went, at my own expense, to the Pine Ridge Reservation in South Dakota. I hitchhiked out, called an Indian agent and explained my mission. He and an Indian trader called in an older Sioux Indian woman. She and two younger women made the suit."

On Nov. 8, 1930 in New York's Yankee Stadium, Illinois faced Army in the seventh game of the season. It was there that Borchers made the first appearance of Chief Illiniwek in that outfit. Since then, five different authentic outfits have been used by Chief Illiniwek. The one used in performances now was purchased in 1983 from Sioux Chief Frank Fools Crow, and is topped by a headdress of turkey feathers.



Chief Illiniwek appears at all men's basketball games, as well as women's basketball games and football games.

## PREVIOUS INDIVIDUALS WHO HAVE PORTRAYED CHIEF ILLINIWEK

- Lester G. Leutwiler, Urbana 1926, 27, 28
- A. Webber Borchers, Decatur 1929, 30
- William A. Newton, Chicago 1931, 32, 33, 34
- Edward C. Kalb, Springfield 1935, 36, 37, 38
- John Grable, Overland, Mo. 1939, 40
- Glen Holthaus, St. Louis, Mo. 1941, 42
- Idelle Stitch, Fairfax, Okla. 1943 (Princess Illiniwek)
- Kenneth Hanks, Raymond 1944
- Robert Bitzer, Collinsville 1945, 46
- Robert Bischoff, St. Louis, Mo. 1947
- James A. Down, East St. Louis 1948, 49, 50
- William G. Hug, Park Ridge 1951, 52
- Gaylord Spotts, Jacksonville 1953, 54, 55
- Ronald S. Kaiser, Clayton, Mo. 1956
- John W. Forsyth, Olney 1957, 58, 59
- Ben Forsyth, Olney 1960, 61, 62, 63
- Fred Cash, Urbana 1964, 65
- Rick Legue, Champaign 1966, 67
- Gary Simpson, Fairfield 1968, 69
- John Bitzer, Shelbyville 1970, 71, 72, 73
- Mike Gonzalez, Jacksonville 1974, 75, 76
- Matt Gawne, Ook Park 1977, 78, 79
- Pete Marzek, Benwyn 1980
- Scott Christensen, Bloomington 1981, 82, 83
- William Forsyth, Springfield 1984, 85
- Michael Rose, Tulsa, Okla. 1986, 87
- Tom Livingston, LaGrange 1988, 89
- Kurt Gruben, Rochelle 1990, 1991



# THE HISTORY OF ILLINOIS BASKETBALL



When representatives of the University of Illinois met December 2, 1905, along with officials of six other schools, not only was the Big Ten Conference formed, Illinois basketball was also born.

Since then, the Fighting Illini program has grown to national prominence, gaining a place among the country's elite basketball programs. In the ensuing 86 seasons, Illinois has been at the forefront of the Big Ten conference, as well as the national college basketball world. In those 86 seasons, Illinois has produced a 1213-662 record, one of the top-20 win totals in the nation. Its .647 all-time winning percentage in Big Ten games is tops among conference schools.

The job of head basketball coach at Illinois has been a model of consistency throughout the 86 years. Only 13 men have served in the position, and there have only been six head coaches since 1923.

The inaugural 1906 team was coached by Elwood Brown and finished 6-8, 2-6 in conference. The first game in Illinois' basketball history was a 71-4 romp over Champaign High School in Urbana. Brown left after one season and was replaced by E.L. Pinckney. That 1907 season would turn out to be the worst season in Illinois basketball history. Pinckney guided the Fighting Illini to a 1-10 record, with a 0-8 conference record. The one victory marks the least wins ever by an Illinois team, and the winless conference record has also never been repeated. Among the lowlights was a 42-3 loss to Minnesota, marking the fewest points ever scored by an Illinois basketball team.

With no place to go but up, the Illinois program welcomed its third head coach in three years when Fletcher Lane took over and guided Illinois to its biggest one-year turnaround in history. He posted a 20-6 record, 4-4 in conference play. Lane also left Illinois after his first and only season. He departed as the Fighting Illini's all-time leader in winning percentage at .769.

Herb V. Juul took over for Lane and became the first Illinois coach to stay in Champaign for more than one year. His two-year record was 13-10 overall, and 10-10 in conference, good for fourth-place finishes both years.

T.E. Thompson took over for Juul in 1911 and also stayed two seasons, finishing his career 14-14 overall, 10-13 in conference, good for fourth and fifth places respectively.

The next eight years, from 1913-20, marked the first prolonged period of success in Illinois basketball history. Much of the success was due to head coach Ralph Jones, who had only one losing season during his eight years as head coach. He finished with an 85-34 record.

Illinois' best conference record to that point occurred in 1914, when the Fighting Illini went 7-3 in the

---

***The 1915 team was perfect. The squad became Illinois' first and only team to go undefeated. Ralph Jones' 1915 team scored more than twice as many points as its opponents and won the conference title by a whopping three games over Chicago. The 1915 team started a three-year period in Illinois basketball history that has rarely been matched.***

---

Big Ten and 9-4 overall. That year set the stage for the 1915 season, arguably the best Illinois team ever.

The 1915 team was perfect. The squad became Illinois' first and only team to go undefeated. Jones' 1915 team scored more than twice as many points as its opponents and won the conference title by a whopping three games over Chicago. The 1915 team started a three-year period in Illinois basketball history that has rarely been matched.

The arrival of the Woods brothers in 1915 had a lot to do with the success of this era. Guard Ray was named first team All-America all three years he competed (1915-17), and brother Ralf, a forward, led the team in scoring in both 1916 and 1917. His brilliance at the foul line led to the establishment of the current Ralf Woods Award, given annually to the Fighting Illini player with the best free-throw percentage.

Led by the Woods brothers, the 1916 team fell short of capturing another conference championship. The squad lost only three games, but all were in within the conference, Illinois finishing 13-3 overall, 9-3 in the conference. Two losses to Northwestern and a loss to eventual champion Wisconsin dropped Illinois into a second-place tie with the Wildcats. Among the those two losses to Northwestern was Illinois' first-ever overtime game. Northwestern scored just two points in the overtime period to defeat Illinois, 23-21, Feb. 12 at what is now the Kenney Gym Annex.

The 1917 season would bring Jones his second and last Big 9 championship, this time tying with Minnesota for top honors. The 1917 team also featured a starting guard named George Halas. The professional football pioneer and Chicago Bear owner and head coach was known on the team for his gritty defense and would be named captain of the 1918 team before entering the armed forces January 18, 1918.



Frank Winters took over the head coaching duties in 1921 and would only stay at that post for two years. His 25-12 overall career record would only yield two fourth-place ties in conference play.

To replace Winters, Athletic Director George Huff looked to J. Craig Ruby, who had just completed his first year as head coach of Missouri. Known as one of the great tacticians of his time, Ruby favored a number of revolutionary rules change proposals, including advocating the elimination of the dribble to do away with stalling.

Ruby's first three seasons at Illinois yielded three very good teams, which went 30-18 overall and tied for the conference title in 1924. After Ruby's first three years at Illinois his coaching magic wore off for almost a decade. It wouldn't be until 1935 that the Fighting Illini would finish in the top three spots in the conference again.

The 1934 team set the stage for the 1935 championship team when it posted a 13-6 overall mark and 7-5 conference record, good for fourth place. The only non-conference loss that season was a stunning 22-21 opening-game loss to St. Louis at newly-opened Huff Gym.

The 1935 squad got off to a busy start. A season-opening double-header at Huff Gym before 6,205 fans Dec. 10 left Illinois at 1-1 to open the season. A young sophomore guard named Harry Combes scored the first points of the season and showed great speed. He would later become head coach for Illinois in 1948. The squad was only 5-3 after eight Big Ten games, but rallied to win its last four contests to tie Purdue and Wisconsin for the title.

In 1936, Ruby's last Illinois team was 13-6 overall and 7-5 and tied for third in the conference. Combes, Jim Vopicka, and Robert Riegel combined to score more than half of Illinois' points that year.

The man chosen to replace Ruby was Douglas Mills. He became one of Illinois' most successful coaches and administrators as well. In his 11-year tenure as head coach, Mills became the first Fighting Illini head coach to win or share three Big Ten championships.

Mills' Illinois coaching career began in stellar fashion in 1937 with a tie for the Big Ten championship. With Combes, Riegel, and Vopicka back, Illinois had much of its firepower returning. Future major league baseball hall of famer Lou Boudreau made the biggest impact, however, leading the team in scoring.

The 1938 season proved to be a tough year with the departure of many stars. Boudreau was still the leader and was named first team All-America by Madison Square Garden. In the four years after the championship of '37, the best finish Illinois could muster would be third in 1939 and a tie for third-place in 1941.

In 1941, Art Mathisen arrived in Champaign in what would precede the magical years of 1942 and 1943. Mills also took over as athletic director that year.

Joining Mathisen in 1942 to form "The Whiz Kids" were Jack Smiley, Andy Phillip, Gene Vance, and Ken Menke. The teams of '42 and '43 captured the imagination of the entire nation, and to this day The Whiz Kids remain one of the most storied teams in Illinois history. The Kids dazzled crowds everywhere averaging 58 points per game, while most teams were averaging in the low 40s.

Illinois won back-to-back Big Ten crowns in '42 and '43. In 1943, the Fighting Illini went 12-0 in conference play, 17-1 overall. The lone loss was to Camp Grant at Rockford December 21. Mills played mostly subs because he felt it would be better for the team to lose a game at some time.

The team was broken up March 1, 1943, when all five starters headed to active duty in the armed forces. All but Mathisen went on to play professionally, with Phillip becoming Illinois' only member in the Naismith Basketball Hall of Fame.

Mills faced a major rebuilding job after the Whiz Kids departed. The 1944 team fell from the class of the Big Ten to 11-9 overall and 5-7 in the conference, good for sixth-place.

Mills' last season as head basketball coach coincided with four of The Whiz Kids' return from military service. The largest home crowd in Illinois history, 7,785, jammed into Huff Gym to see their return December 6, 1946. The Whiz Kids only played the first half, building up a 49-13 lead on Cornell College. Two losses beginning the Big Ten race got Illinois into a hole out from which the team could never climb. The Fighting Illini won eight of its last 10 games, but could only climb to a second-place tie.


After retiring from coaching, Mills retained his position as athletic director until 1966.

Illinois tabbed Harry Combes as Mills' replacement. Combes had been the head coach at Champaign High School. His success didn't end there. In his first nine seasons at Illinois he won three Big Ten titles and compiled an amazing record of 164-44 overall (.788) and 94-30 in the Big Ten (.758).

Combes' first team at Illinois, led by Dike Eddleman and Jack Burmaster, set a Big Ten scoring record with 1,530 points, en route to a 15-5 overall and 7-5 Big Ten finish.

The next four years would yield three Big Ten championships, and only 10 conference losses. In 1949, 1951, and 1952 Illinois would finish third in the NCAA, with the latter two clubs losing two-point decisions in the semifinals.





The 1940s "Whiz Kids" (left to right) Andy Phillip, Ken Menke, Art Mathisen, Jack Smiley and Gene Vance, remain one of the most storied teams in Illinois history.

The 1949 team, led by Eddleman, Bill Erickson, and Walter Osterkorn, was Illinois' first 20-game winner since 1908, finishing 21-4. Illinois beat Yale, 71-67, to advance to a national semifinal showdown with Kentucky at Madison Square Garden in New York City. The Wildcats thumped Illinois, 76-47, forcing Illinois to defeat Oregon State, 57-53, in Seattle for third place.

A record for games won in a season was established in 1951, when Illinois went 22-5, including a dominating 13-1 in Big Ten play. Senior Don Sunderlage scored the most points by an Illinois player in a single-season netting 471 points, a 17.4 average. Illinois lost its only conference game at Indiana January 15, 64-53, temporarily putting Illinois into second-place. The Fighting Illini would win their next 10 games to beat out Indiana in the final standings by one game.

Illinois again traveled to Madison Square Garden for the NCAA playoffs, beating Columbia, 79-71, and North Carolina State, 84-70, to set up another semifinal battle with Kentucky. In one of the most heart-breaking losses in Illinois basketball history, Kentucky nipped the Fighting Illini, 76-74, on a shot by Kentucky sub Shelby Linville with 12 seconds remaining in the game. Illinois once again rebounded for third place three days later, beating Oklahoma A&M, 61-46, in Minneapolis.

The biggest story of 1952 was the emergence of newcomer John Kerr, a center from Tilden Tech in Chi-

cago. Kerr began his three-year reign atop the Illinois scoring lead with a sophomore-record 357 points. Illinois again swept to the Big Ten championship and equalled the school record for wins in a season, this time going 22-4.

The Fighting Illini headed to Chicago Stadium for the NCAA regionals, beating Dayton, 80-61, and Duquesne, 74-68, to advance to the semifinals again. This time, Illinois ran into an underdog St. John's club. The Redmen fought and clawed their way to a 61-59 win in the NCAA's first Final Four in Seattle. Once again, Illinois took third-place beating Santa Clara, 67-64, behind 26 points by Kerr.

The next four years characterized a series of near-misses for Illinois, which finished second in the Big Ten in '53, '55, and '56, and tied for third in '54.

Illinois' 10-4 conference mark in '54 was only good for a tie for third, but Kerr shattered Illinois' single-season scoring record by tallying 556 points in his senior year. He then departed on a 12-year pro career and became the first head coach of the Chicago Bulls in 1966.

The 1963 season produced Combes' fourth and last Big Ten championship and 20-win season, when it posted a 20-6, 11-3 record. Downey exploded for an Illinois single-game scoring record with 53 points in a road loss to Indiana, as well as set the Big Ten records for points and field goals in a game.



Illinois was a game back of first place with only two remaining when the Assembly Hall opened its doors for the first time March 4, 1963. Illinois beat Northwestern in an exciting 79-73 nail-biter before 16,137 frenzied fans to stay within a game of first-place Ohio State. Even after Illinois edged Iowa, 73-69, on the last game of the season, the Fighting Illini would need an overtime loss two hours later by the Buckeyes at the hands of Indiana to grab a share of the conference title.

Illinois then headed to East Lansing, Mich., for the NCAA playoffs. After beating Bowling Green, 70-67, Illinois was thumped by eventual national champion Loyola, 79-64.

The 1965 season began with one of the biggest upsets in Illinois basketball history. The Fighting Illini crushed defending national champion UCLA, 110-83, setting many Assembly Hall records. Combes would later call the game, "one of the best an Illinois team has ever played".

Combes' last season in 1967 was one of incredible ups and downs, highlighted on the court by a stunning, 98-97, overtime win over No. 3 Kentucky in Lexington December 8. That year also included the uncovering of the "slush fund" scandal. Three Illinois players were disqualified as a result of the incident that eventually cost Combes his job.

Star Rich Jones, junior center Ron Dunlap, and valuable sophomore sub Steve Kuberski were suspended by the University of Illinois in the wake of the Big Ten investigation into illegal payments to the players.

Harv Schmidt, who played for the Illini in the 1950s, returned to Illinois to become head coach in 1968. Schmidt had been an assistant at New Mexico the three previous years but had no collegiate head coaching experience. His seven year-tenure began with much more success than that with which it ended.

The 1968 team was still stinging from the previous year and posted only Illinois' sixth losing season in history, going 11-13 overall and 6-8 in the Big Ten to tie for seventh place. The team won four of its first conference games, but lost seven of its last nine.

With the team's top five scorers returning, the Fighting Illini were expected to be better in 1970, but even Schmidt was surprised at the huge improvement that occurred. The club jumped to a 19-5, 9-5 record finishing tied for second in the conference. The performance earned Schmidt third-place in National Coach of the Year balloting.

The 1970 team still finished tied for third-place in the Big Ten, but its record fell to 15-9. Illinois began the conference schedule 5-0 to move into sole possession of first-place at the semester break. However, the team would lose the next the five games to wipe out any



Nick Weatherspoon led the Fighting Illini in scoring and rebounding in 1971 and 1972.

chance of a conference title. That season Illinois set an NCAA attendance record, selling out all 11 home games in advance for an average of 16,128 fans per game. Students frequently camped out for tickets, and Schmidt encouraged the louder students to sit near the floor to help make more noise.

After 1970, things went downhill for Schmidt. Crowds shrunk, the state's best high school players began going elsewhere, the team lost more than it had in the past, and eventually the NCAA would put Illinois on probation.

The 1971 team became Schmidt's second team in four years to finish below .500 at 11-13, 5-9. The most pleasant aspect of 1971 was the arrival of forward Nick Weatherspoon from Canton, Ohio, who stepped right into the starting lineup to lead the team in rebounds (10.6). "Spoon" would go on to lead the team in scoring and rebounding the next two years before playing eight seasons in the NBA.

The 1974 season was a disaster. Illinois finished a dismal 5-18 overall and 2-12 in the Big Ten to tie for ninth-place. Schmidt was fired in the midst of a record 14-game losing streak and wound up 89-77 overall in his





seven years as head coach.

To replace Schmidt, Illinois looked to Memphis State head man Gene Bartow. He was building a reputation as a coach adept at building programs from the bottom up. Bartow came in promising big things, but only a year later he was gone, accepting the head coaching job at UCLA. In his only year at Illinois, he recorded a 8-18, 4-14 record, good for a tie for a ninth-place in the Big Ten.

Illinois once again chose a coach known for turning losers into winners.

It took Lou Henson a couple of years to establish his program in Champaign. The first three years were unspectacular, but paved the way for better teams to come.

The 1976 team finished 14-14 overall and 7-11 in the Big Ten. The '77 squad was 16-14, 8-10, and the 1978 team finished as Henson's only sub-.500 club at 13-14, 7-11. Despite the poor record, the 1978 team signaled the arrival of Eddie Johnson and Mark Smith, two players who would lead the team into the 1980s and pave the way for Illinois' return to national prominence.

In 1979, Illinois still finished seventh in the Big Ten but went 19-11, including an ascension to No. 2 in the nation after starting the year 15-0. Although the Fighting Illini went 4-11 from that point on, they still led the nation in defensive field goal percentage (.404).

With everyone back for 1980, Illinois recorded Henson's first 20-win season at 22-13 to tie the school record for wins in a season. Illinois made its first postseason appearance since 1963, finishing third in the NIT.

Illinois took another step on its ladder toward national prominence in 1981 when it appeared in its first NCAA Tournament since 1963. The Fighting Illini led the Big Ten in scoring for the second consecutive season and were again led by Johnson and Smith. Guards Craig Tucker and Derek Harper arrived to add backcourt punch, and Harper was named first-team Freshman All-America by ESPN and NBC.

Illinois recorded its highest conference finish since 1973 in 1981, finishing with a 12-6 Big Ten mark, 21-8 overall record. That team was the best shooting team in Fighting Illini history with a .509 field goal percentage. The squad received a first-round bye in the NCAA Tournament and beat Wyoming, 67-65, in Los Angeles to advance to the regionals in Salt Lake City, where Illinois lost to Kansas State, 57-52.

In 1983, Harper led the Big Ten in assists and steals, setting a school record for thefts with 67. By finishing 18-11 and getting another invitation to the NIT, it marked the first time in Illinois history that the Fighting Illini appeared in postseason play for three consecutive years. In smashing Long Island, 126-78, in the first round, Illinois set the mark for most points ever scored

in a college postseason game. Dayton, however, beat Illinois, 61-58, for only Henson's fourth non-conference loss at Assembly Hall in seven years.

One of Illinois' best groups of incoming talent ever arrived in 1983. Guards Bruce Douglas and Doug Altenberger, and forwards Scott Meents and Efrem Winters joined sophomores George Montgomery and Anthony Welch to form the nucleus for a team that would win 95 games during the next four seasons.

The Fighting Illini became the 25th team to win 1,000 games in the second game of the year, beating Texas A&M in the Great Alaskan Shootout, 72-70. Harper fell one vote short of being named a unanimous All-Big Ten selection, before leaving school early for the NBA draft and becoming a first-round draft pick of the Dallas Mavericks. Douglas set school records for assists (189) and steals (78) in a season, as Illinois finished 21-11 and was beaten by Utah in the first round of the NCAA tournament, 52-49.

The only non-conference blemish of the '84 season was a thrilling 56-54 Christmas Eve loss to No. 1-ranked Kentucky at Assembly Hall.

En route to a Big Ten title tie with Purdue, Illinois had four overtime games, one of which—a 75-66 win over Michigan—lasted an astounding four overtimes. The next game, a double-overtime win at Iowa, was Henson's 400th as a college coach.

Illinois headed to Milwaukee to beat Villanova in the NCAA tournament, 64-56. The Fighting Illini came from behind to defeat Maryland, 72-70, in the regional semifinals to set up a showdown with host Kentucky in the regional final. Illinois never led, but was within striking distance when a controversial foul called on Douglas put Wildcat guard Dickie Beal on the line to win the game, 54-50.

In 1985, *Basketball Times* picked Illinois No. 1 in the nation in its preseason poll, but the Fighting Illini were upset twice in non-conference play. The Fighting Illini would head to Atlanta for the NCAA tournament after finishing second in the Big Ten with a 26-9, 12-6 record. Two wins over Northeastern (76-57) and Georgia (74-58) brought about a regional semifinal tilt with Georgia Tech. The Yellow Jackets used a 25-10 burst to begin the second half and beat Illinois, 61-53.

Junior-college transfer Ken Norman highlighted the '86 season, setting an Illinois all-time field goal percentage of .641. The Fighting Illini once again led the Big Ten in scoring defense, allowing opponents only 61.6 ppg. Again, Illinois went to the NCAA tournament, this time thrashing Fairfield, 75-51, in Charlotte, N.C. to set up a game with Alabama. The Crimson Tide built a nine-point lead at halftime and was able to hold off Illinois, 58-56, despite 18 points from junior guard Tony Wysinger.



With four four-year starters gone, Illinois had to replenish its troops and did so with an outstanding group of newcomers. Guards Steve Bardo, Kendall Gill, and Larry Smith joined forward Nick Anderson in a highly-touted recruiting class. The '87 team finished 23-8 overall and 13-5 in the Big Ten, good for fourth-place. Seeded third in the NCAA's Southeast Region, Illinois was beaten in arguably the school's most shocking upset ever, losing to unknown Austin Peay, 68-67.

Two first-year players led Illinois in scoring in 1988. Northern Illinois transfer Kenny Battle finally got to unveil his high-flying game for the Fighting Illini and averaged 15.6 ppg and 5.5 rpg. Anderson led the team in scoring at 15.9 ppg after sitting out the '87 season. Along with Gill, Bardo, junior forward Lowell Hamilton, and Smith, this team would lay the foundation for the spectacular '89 team. Included in the 23-10, 12-6, third-place finish was Henson's 500th victory.

Cincinnati was the of the opening round of the 1988 NCAA Tournament, and Illinois disposed of another relative-unknown, Texas-San Antonio, 81-72. A rematch with Villanova, to whom Illinois lost in Hawaii earlier in the year, ended with disappointment again, 66-63.

The 1989 team may very well have been the most talented team ever assembled at Illinois. It was comprised of all of the important pieces from '88, as well as junior-college All-American P.J. Bowman and former high school All-American Marcus Liberty.

The team shattered most of its all-time records, including most points in a season (3,110), most steals in a season (341), and most wins in a season (31), in addition to setting an all-time mark for points in a game in a 127-100 victory at LSU. The Fighting Illini won their first 16 games and were ranked No. 2 in the nation going into a nationally televised game against Georgia Tech, whom Illinois had already beaten, 80-75, at The Rainbow Classic in December. The Yellow Jackets led, 47-31, after scoring the first basket of the second half, but Illinois managed to surge back to force overtime, eventually needing two extra sessions to win the game.

Along with the No. 1 ranking the next day, Illinois found out that the club's catalyst, Gill, had broken a bone in his foot and would miss the next 12 games. Hurt by the loss of Gill, the team lost the No. 1-ranking and three of its next four games, but rallied to finish second with a 14-4 conference record.

With Gill back in the lineup, Illinois was awarded the No. 1 seed in the Midwest region in the NCAA tournament and rolled to victories over McNeese State and Ball State at the Hoosier Dome in Indianapolis. A power-packed regional in Minneapolis, consisting of Illinois, Missouri, Louisville, and Syracuse, stood in the way of the Fighting Illini's first trip to the Final Four since 1952.

---

***The 1989 team may very well have been the most talented team ever assembled at Illinois. It was comprised of all of the important pieces from '88, as well as junior-college All-American P.J. Bowman and former high school All-American Marcus Liberty.***

---

Louisville fell victim to Illinois first, losing, 83-69, to set up a duel with Syracuse. The Fighting Illini held off the Orangemen to advance to Seattle where Illinois faced Michigan, a team it had already beaten twice that year. Despite Battle's 29-point, 11-rebound effort, Michigan defeated Illinois, 83-81.

In April of '89, high school All-America Deon Thomas signed a national letter of intent with Illinois. In the ensuing 17 months, Illinois was dragged through a grueling NCAA investigation which eventually found no major wrong doings in the Fighting Illini program, but resulted in a three-year probation limiting scholarships and recruiting severely.

On the court, Fighting Illini went 21-8 overall and 11-7 in the Big Ten to tie for fourth-place. Gill became the first player since Norman in '87 to average 20 ppg and was named first-team All-America by UPI. He was also a finalist for the John Wooden Award and was the fifth player chosen in the NBA draft that summer, going to the Charlotte Hornets.

Illinois seemed to be peaking going into the NCAA tournament, winning its last two games, a home dousing of Iowa, and a hard-fought win at Indiana, in which Gill became the first Illinois player to lead the Big Ten in scoring since Andy Phillip had done so in 1943. The Fighting Illini were seeded fifth in the Midwest region and headed to Austin, Texas to face Dayton. In another big postseason upset, the Flyers stayed with Illinois the entire way and won, 88-86.

Going into the 1991 season no one expected much of Illinois. After losing Gill, Bardo, and Liberty, who declared himself eligible for the NBA draft a year early, Illinois was picked as low as ninth in the Big Ten by some publications.

Junior forward Andy Kaufmann burst upon the scene scoring 660 points, the second largest single-season total in Illinois history. A three-game sweep of favored opponents LSU, Missouri, and Memphis State set the stage the Fighting Illini's surprise tie for third in the Big Ten and a 21-10 overall finish. Thomas began his career, after sitting out 1990, scoring the most points ever by an Illinois freshman.



# YEAR-BY-YEAR RECORDS



Year	Coach	Season		Big Ten		Big Ten Finish
		W	L	W	L	
1906	Elwood Brown	6	8	2	6	fifth (T)
1907	F.L. Pinckney	1	10	0	8	fifth
1908	Fletcher Lane	20	6	4	4	third
1909	Herb V. Juul	8	6	5	6	fourth
1910	Herb V. Juul	5	4	5	4	fourth
1911	T.E. Thompson	6	6	6	5	fourth
1912	T.E. Thompson	8	8	4	8	fifth
1913	Ralph R. Jones	10	6	7	6	fifth
1914	Ralph R. Jones	9	4	7	3	third
1915	Ralph R. Jones	16	0	12	0	FIRST
1916	Ralph R. Jones	13	3	9	3	second (T)
1917	Ralph R. Jones	13	3	10	2	FIRST (T)
1918	Ralph R. Jones	9	6	6	6	fourth (T)
1919	Ralph R. Jones	6	8	5	7	fifth
1920	Ralph R. Jones	9	4	8	4	third
1921	Frank J. Winters	11	7	7	5	fourth (T)
1922	Frank J. Winters	14	5	7	5	fourth (T)
1923	J. Craig Ruby	9	6	7	5	fourth (T)
1924	J. Craig Ruby	11	6	8	4	FIRST (T)
1925	J. Craig Ruby	11	6	8	4	third (T)
1926	J. Craig Ruby	9	8	6	6	fifth (T)
1927	J. Craig Ruby	10	7	7	5	fourth (T)
1928	J. Craig Ruby	5	14	2	10	ninth (T)
1929	J. Craig Ruby	10	7	6	6	fifth (T)
1930	J. Craig Ruby	8	8	7	5	fourth (T)
1931	J. Craig Ruby	12	5	7	5	fifth
1932	J. Craig Ruby	11	6	7	5	fifth
1933	J. Craig Ruby	11	7	6	6	fifth (T)
1934	J. Craig Ruby	13	6	7	5	fourth
1935	J. Craig Ruby	15	5	9	3	FIRST (T)
1936	J. Craig Ruby	13	6	7	5	third (T)
1937	Douglas R. Mills	14	4	10	2	FIRST (T)
1938	Douglas R. Mills	9	9	4	8	eighth (T)
1939	Douglas R. Mills	14	5	8	4	third
1940	Douglas R. Mills	14	6	7	5	fourth (T)
1941	Douglas R. Mills	13	7	7	5	third (T)
1942	Douglas R. Mills	18	5	13	2	FIRST
1943	Douglas R. Mills	17	1	12	0	FIRST
1944	Douglas R. Mills	11	9	5	7	sixth
1945	Douglas R. Mills	13	7	7	5	third
1946	Douglas R. Mills	14	7	7	5	fifth (T)
1947	Douglas R. Mills	14	6	8	4	second (T)
1948	Harry Combes	15	5	7	5	third (T)
1949	Harry Combes	21	4	10	2	FIRST
1950	Harry Combes	14	8	7	5	third (T)
1951	Harry Combes	22	5	13	1	FIRST
1952	Harry Combes	22	4	12	2	FIRST
1953	Harry Combes	18	4	14	4	second
1954	Harry Combes	17	5	10	4	third (T)
1955	Harry Combes	17	5	10	4	second (T)
1956	Harry Combes	18	4	11	3	second
1957	Harry Combes	14	8	7	7	seventh
1958	Harry Combes	11	11	5	9	eighth (T)
1959	Harry Combes	12	10	7	7	fifth (T)
1960	Harry Combes	16	7	8	6	third (T)
1961	Harry Combes	9	15	5	9	seventh
1962	Harry Combes	15	8	7	7	fourth (T)
1963	Harry Combes	20	6	11	3	FIRST (T)
1964	Harry Combes	13	11	6	8	sixth (T)
1965	Harry Combes	18	6	10	4	third
1966	Harry Combes	12	12	8	6	third (T)
1967	Harry Combes	12	12	6	8	seventh (T)
1968	Harv Schmidt	11	12	6	8	seventh (T)
1969	Harv Schmidt	19	5	9	5	second (T)

Year	Coach	Season		Big Ten		Big Ten Finish
		W	L	W	L	
1970	Harv Schmidt	15	9	8	6	third (T)
1971	Harv Schmidt	11	13	5	9	fifth (T)
1972	Harv Schmidt	14	10	5	9	eighth (T)
1973	Harv Schmidt	14	10	8	6	third (T)
1974	Harv Schmidt	5	18	2	12	ninth (T)
1975	Gene Bartow	8	18	4	14	ninth (T)
1976	Lou Henson	14	13	7	11	seventh (T)
1977	Lou Henson	16	14	8	10	sixth
1978	Lou Henson	13	14	7	11	seventh
1979	Lou Henson	19	11	7	11	seventh
1980	Lou Henson	22	13	8	10	sixth (T)
1981	Lou Henson	21	8	12	6	third
1982	Lou Henson	18	11	10	8	sixth
1983	Lou Henson	21	11	11	7	second (T)
1984	Lou Henson	26	5	15	3	FIRST (T)
1985	Lou Henson	26	9	12	6	second
1986	Lou Henson	22	10	11	7	fourth (T)
1987	Lou Henson	23	8	13	5	fourth
1988	Lou Henson	23	10	12	6	third (T)
1989	Lou Henson	31	5	14	4	second
1990	Lou Henson	21	8	11	7	fourth (T)
1991	Lou Henson	21	10	11	7	third (T)

## Illinois Coaching Records

Coach	Years	Total				
		Yrs.	Games	Won	Lost	Pct.
Elwood Brown	1906	1	14	6	8	.429
F. L. Pinckney	1907	1	11	1	10	.091
Fletcher Lane	1908	1	26	20	6	.769
Herb V. Juul	1909-10	2	23	13	10	.565
T. E. Thompson	1911-12	2	28	14	14	.500
Ralph R. Jones	1913-20	8	119	85	34	.714
Frank J. Winters	1921-22	2	37	25	12	.676
J. Craig Ruby	1923-36	14	245	148	97	.604
Douglas R. Mills	1937-47	11	217	151	66	.696
Harry Combes	1948-67	20	466	316	150	.678
Harv Schmidt	1968-74	7	166	89	77	.536
Gene Bartow	1975	1	26	8	18	.308
Lou Henson	1976-	16	487	337	161	.692



Harry Combes



J. Craig Ruby



Doug Mills

ILLINOIS BASKETBALL  
A RICH TRADITION

# ALL-TIME BIG TEN STANDINGS



## 1905 through 1990

Team	Wins	Losses	Pct.	Years	Games
Indiana	659	464	.587	84a	1123
Purdue	675	482	.583	86	1157
<b>ILLINOIS</b>	<b>677</b>	<b>497</b>	<b>.577</b>	<b>86</b>	<b>1174</b>
Ohio State	571	515	.526	79b	1086
Michigan	544	494	.524	74c	1038
Iowa	547	534	.506	79d	1081
Michigan State	316	330	.489	39e	642
Minnesota	555	610	.476	84	1165
Wisconsin	591	653	.443	66	1172
Chicago	168	296	.362	40g	464
Northwestern	384	740	.342	83f	1124

- a missed 1906-07 season
- b joined conference in 1912-13 season
- c started basketball competition in 1917-18
- d missed 1905, 1906, 1907 and 1929 seasons
- e joined conference in 1950-51 season
- f missed 1905, 1906 and 1907 seasons
- g didn't compete in 1944-45 seasons, dropped out of conference after 1945-46 season

## Big Ten Standings in the Lou Henson Era

### 1976

Indiana	18-0	1.000	32-0	1.000
Michigan	14-4	.778	25-7	.781
Purdue	11-7	.661	16-11	.592
Michigan State	10-8	.556	13-13	.518
Iowa	9-9	.500	19-10	.655
Minnesota	8-10	.444	16-10	.616
<b>ILLINOIS</b>	<b>7-11</b>	<b>.389</b>	<b>14-13</b>	<b>.518</b>
Northwestern	7-11	.389	12-15	.444
Wisconsin	4-14	.222	10-16	.384
Ohio State	2-16	.111	6-20	.231

### 1977

Michigan	16-2	.889	26-4	.867
Purdue	14-4	.778	20-8	.714
Iowa	12-6	.667	20-7	.714
Indiana	11-7	.611	16-11	.593
Michigan State	9-9	.500	12-15	.444
<b>ILLINOIS</b>	<b>8-10</b>	<b>.444</b>	<b>16-14</b>	<b>.533</b>
Wisconsin	7-11	.389	11-16	.407
Northwestern	7-11	.389	9-18	.333
Ohio State	6-12	.333	11-16	.407
Minnesota*	0-18	.000	0-27	.000

\* NCAA declared all games forfeited

### 1978

Michigan State	15-3	.833	25-5	.833
Indiana	12-6	.667	21-8	.724
Minnesota	12-6	.667	17-10	.630
Michigan	11-7	.611	16-11	.593
Purdue	11-7	.611	16-11	.593
Ohio State	9-9	.500	16-11	.593
<b>ILLINOIS</b>	<b>7-11</b>	<b>.389</b>	<b>13-14</b>	<b>.481</b>
Iowa	5-13	.278	12-15	.444
Northwestern	4-14	.222	8-19	.296
Wisconsin	4-14	.222	8-19	.296

### 1979

Michigan State	13-5	.722	26-6	.813
Purdue	13-5	.722	27-8	.771
Iowa	13-5	.722	20-8	.714
Ohio State	12-6	.667	19-12	.613
Indiana	10-8	.556	22-12	.647
Michigan	8-10	.444	15-12	.556
<b>ILLINOIS</b>	<b>7-11</b>	<b>.389</b>	<b>19-11</b>	<b>.633</b>
Wisconsin	6-12	.333	12-15	.444
Minnesota	6-12	.333	11-16	.408
Northwestern	2-16	.111	6-21	.222

### 1980

Indiana	13-5	.722	21-8	.724
Ohio State	12-6	.667	21-8	.724
Purdue	11-7	.611	23-10	.687
Iowa	10-8	.556	23-10	.687
Minnesota	10-8	.556	21-11	.656
<b>ILLINOIS</b>	<b>8-10</b>	<b>.444</b>	<b>22-13</b>	<b>.629</b>
Michigan	8-10	.444	17-13	.567
Wisconsin	7-11	.389	15-14	.517
Michigan State	6-12	.333	12-15	.444
Northwestern	5-13	.278	10-17	.370

### 1981

Indiana	14-4	.778	26-9	.743
Iowa	13-5	.722	21-7	.750
<b>ILLINOIS</b>	<b>12-6</b>	<b>.667</b>	<b>21-8</b>	<b>.724</b>
Purdue	10-8	.556	21-11	.656
Minnesota	9-9	.500	19-11	.633
Ohio State	9-9	.500	14-13	.519

Michigan	8-10	.444	19-11	.633
Michigan State	7-11	.389	13-14	.481
Wisconsin	5-13	.278	11-16	.423
Northwestern	3-15	.167	9-18	.333

### 1982

Minnesota	14-4	.738	23-6	.793
Iowa	12-6	.667	21-8	.724
Ohio State	12-6	.667	21-10	.677
Indiana	12-6	.667	19-10	.655
Purdue	11-7	.611	18-14	.563
<b>ILLINOIS</b>	<b>10-8</b>	<b>.556</b>	<b>18-11</b>	<b>.621</b>
Michigan State	7-11	.389	12-16	.429
Michigan	7-11	.389	8-19	.296
Northwestern	5-13	.278	9-18	.333
#Wisconsin	0-18	.000	0-27	.000

### 1983

Indiana	13-5	.722	24-6	.800
Purdue	11-7	.611	21-9	.700
Ohio State	11-7	.611	20-10	.667
<b>ILLINOIS</b>	<b>11-7</b>	<b>.611</b>	<b>21-11</b>	<b>.656</b>
Iowa	11-7	.611	22-9	.710
Minnesota	9-9	.500	18-11	.621
Michigan State	9-9	.500	17-13	.567
Northwestern	8-10	.444	18-12	.600
Michigan	7-11	.389	16-12	.571
#Wisconsin	0-18	.000	0-28	.000

# Wisconsin forfeits all games from 1981-82 to 1983-84

### 1984

<b>ILLINOIS</b>	<b>15-3</b>	<b>.833</b>	<b>26-5</b>	<b>.839</b>
Purdue	15-3	.833	22-7	.759
Indiana	13-5	.722	22-9	.710
Michigan	11-7	.611	24-9	.727
Michigan State	9-9	.500	16-12	.571
Ohio State	8-10	.444	15-14	.517
Northwestern	7-11	.389	14-14	.500
Minnesota	6-12	.333	15-13	.536
Iowa	6-12	.333	13-15	.464
#Wisconsin	0-18	.000	0-28	.000

### 1985

Michigan	16-2	.889	26-4	.867
<b>ILLINOIS</b>	<b>12-6</b>	<b>.667</b>	<b>26-9</b>	<b>.743</b>
Purdue	11-7	.611	20-9	.690
Ohio State	11-7	.611	20-10	.667
Iowa	10-8	.556	21-11	.656
Michigan State	10-8	.556	19-10	.655
Indiana	7-11	.389	19-14	.576
Minnesota	6-12	.333	13-15	.464
Wisconsin	5-13	.278	14-14	.500
Northwestern	2-16	.111	6-22	.214

### 1986

Michigan	14-4	.778	28-5	.848
Indiana	13-5	.722	21-8	.724
Michigan State	12-6	.667	23-8	.742
Purdue	11-7	.611	22-10	.688
<b>ILLINOIS</b>	<b>11-7</b>	<b>.611</b>	<b>22-10</b>	<b>.688</b>
Iowa	10-8	.556	20-12	.625
Ohio State	8-10	.444	19-14	.576
Minnesota	5-13	.278	15-16	.484
Wisconsin	4-14	.222	12-16	.429
Northwestern	2-16	.111	8-20	.286

### 1987

Indiana	15-3	.833	30-4	.882
Purdue	15-3	.833	25-5	.833
Iowa	14-4	.778	30-5	.857
<b>ILLINOIS</b>	<b>13-5</b>	<b>.722</b>	<b>23-8</b>	<b>.742</b>
Michigan	10-8	.556	20-12	.625
Ohio State	9-9	.500	20-13	.606
Michigan State	6-12	.333	11-17	.393
Wisconsin	4-14	.222	14-17	.452
Minnesota	2-16	.111	9-19	.321
Northwestern	2-16	.111	7-21	.250

### 1988

Purdue	16-2	.889	29-4	.879
Michigan	13-5	.722	26-8	.765
Iowa	12-6	.667	24-10	.706
<b>ILLINOIS</b>	<b>12-6</b>	<b>.667</b>	<b>23-10</b>	<b>.697</b>
Indiana	11-7	.611	19-10	.655
Ohio State	9-9	.500	20-13	.606
Wisconsin	6-12	.333	12-16	.429
Michigan State	5-13	.278	10-18	.357
Minnesota	4-14	.222	10-18	.357
Northwestern	2-16	.111	7-21	.250

### 1989

Indiana	15-3	.833	27-8	.771
<b>ILLINOIS</b>	<b>14-4</b>	<b>.778</b>	<b>31-5</b>	<b>.861</b>
Michigan	12-6	.667	30-7	.811
Iowa	10-8	.556	23-10	.697
Minnesota	9-9	.500	9-12	.613
Wisconsin	8-10	.444	18-12	.600
Purdue	8-10	.444	15-16	.484
Ohio State	6-12	.333	19-15	.559
Michigan State	6-12	.333	18-15	.546
Northwestern	2-16	.111	9-19	.321





## 1990

Michigan State	15-3	833	28-6	824
Purdue	13-5	722	22-8	733
Michigan	12-6	667	23-8	742
<b>ILLINOIS</b>	<b>11-7</b>	<b>611</b>	<b>21-8</b>	<b>724</b>
Minnesota	11-7	611	23-9	719
Ohio State	10-8	556	17-13	56
Indiana	8-10	444	18-11	62
Wisconsin	4-14	222	14-17	45
Iowa	4-14	222	12-16	42
Northwestern	2-16	11	9-19	321

## 1991

Ohio State	15-3	833	25-3	893
Indiana	15-3	833	27-4	871
<b>ILLINOIS</b>	<b>11-7</b>	<b>611</b>	<b>21-10</b>	<b>67</b>
Michigan State	11-7	611	18-10	64
Iowa	9-9	500	0-10	66
Purdue	9-9	500	7-11	60
Wisconsin	8-10	444	14-14	50
Michigan	7-11	389	14-14	50
Minnesota	5-13	278	12-16	42
Northwestern	0-18	000	5-23	179

## Illinois Wooden Award Nominees

The John R. Wooden Award, first awarded in 1976, is presented annually to an outstanding basketball player. The award, named after the famous UCLA coach, is sponsored by the Los Angeles Athletic Club. Twelve candidates are selected by the club's National Advisory Board, according to the award's criteria, which includes a 2.0 cumulative grade point average. The winner is selected by votes from 1,000 sportscasters and writers from each of the 50 states.

1987 Ken Norman  
1990 Kendall Gill

## Silver Basketball Trophy Winners

The Silver Basketball Trophy is given each year by the Chicago Tribune to the Most Valuable Player in the Big Ten Conference. Prior to the Silver Basketball Trophy, Andy Phillip was named Most Valuable Player in 1943.

1949 Dike Eddleman, F      1954 John Kerr, C  
1951 Don Sunderlage, G      1967 Jim Dawson, G

## Kenny Battle Award

The Kenny Battle Award honors the former Fighting Illini forward who was known for his tremendous amount of effort exerted in games, as well as practices. The award originated during practice as Head Coach Lou Henson talked about the kind of effort a player gave in practice and during game time. Henson expressed his wish for every player to come out and give what Kenny Battle did. In the words of Assistant Coach Mark Coomes, "Kenny Battle exemplified giving with everything he had all the time—100 percent effort."

The coaches felt no one could come up to the effort Battle contributed, but encouraged everyone to try to come close. The winner is chosen by the players and the coaches.

1989 Kendall Gill  
1990 P. J. Bowman  
1991 Andy Kpedi

## Illinois Most Valuable Players

1941	Bob Richmond	G
1942	Andy Phillip	F
1943	Andy Phillip	F
1944	Stan Patrick	F
1945	Walton Kirk, Jr.	G
1946	Bob Doster	F
1947	Jack Smiley	G
1948	Jack Burmaster	G
1949	Dwight Eddleman	F
1950	Wally Osterkorn	C
1951	Don Sunderlage	G
1952	Rod Fletcher	G
1953	Irv Bemoras	F
1954	John Kerr	C
1955	Paul Judson	G
1956	Bruce Brothers	F
1957	Harv Schmidt	F
1958	Don Ohl	G
1959	Roger Taylor	G
1960	Govoner Vaughan	F
1961	Dave Downey	F
1962	Dave Downey	F
1963	Dave Downey	F
1864	Skip Thoren	C
1965	Skip Thoren	C
1966	Don Freeman	F
1967	Jim Dawson	G
1968	Dave Scholz	C
1969	Dave Scholz	F
1970	Mike Price	G
1971	Rick Howat	G
1972	Nick Weatherspoon	F
1973	Nick Weatherspoon	F
1974	Rick Schmidt	F
1975	Rick Schmidt	F
1976	Nate Williams	G
1977	Audie Matthews	G
1978	Audie Matthews	G
1979	Mark Smith	G
1980	Eddie Johnson	F
1981	Eddie Johnson	F
1982	James Griffin	C
	Perry Range	G
1983	Derek Harper	G
1984	Bruce Douglas	G
	Quinn Richardson	G
1985	Doug Altenberger	G
1986	Ken Norman	F
1987	Ken Norman	F
1988	Nick Anderson	F
	Kenny Battle	F
1989	Nick Anderson	F
1990	Kendall Gill	G
1991	Andy Kpedi	C
	Larry Smith	G

# ILLINOIS ALL-AMERICANS



## Key to Abbreviations

AP	Associated Press
Arg	Argosy
Ath	Athletic Publications
BN	Basketball News
BKW	Basketball Weekly
BW	Basketball Writers of America
Col	Colliers
Con	Converse
CASF	Citizens Savings Athletic Foundation.
Helms	Helms Foundation
INS	International News Service
K	Kodak
Look	Look Magazine
MSG	Madison Square Garden
NABC	National Association of Basketball Coaches
NEA	Newspaper Enterprise Association
Omaha	Omaha World Newspaper
PM	Pic Magazine
SN	Sporting News
True	True Magazine
UP	United Press
UPI	United Press International
1st	First Team
2nd	Second Team
3rd	Third Team
HM	Honorable Mention
G	Guard
F	Forward
C	Center

- 1915 Ray Woods - G, 1st (Helms)  
 1916 Ray Woods - G, 1st (Helms)  
 1917 Ray Woods - G, 1st (Helms)  
 Chuck Alwood - C, 1st (Helms)  
 1918 Earl Anderson - F, 1st (Helms)  
 1920 Chuck Carney - F, 1st (Helms)  
 1922 Chuck Carney - F, 1st (Helms)  
 1937 Harry Combes - F, 2nd (Omaha)  
 1938 Lou Boudreau - F, 1st (MSG)  
 Louis (Pick) Dehner - C, 3rd (Con)  
 1938 Louis (Pick) Dehner - C, 1st (MSG),  
 3rd (Con)  
 1940 Bill Hapac - F, 1st (Helms, Con)  
 1942 Andy Phillip - F, 1st (Helms)  
 Jack Smiley - G, HM (SN)  
 Art Mathisen - C, HM (SN)  
 Ken Menke - F, HM (SN, Con)  
 Gene Vance - G, HM (SN)  
 1943 Andy Phillip - F, 1st (Con, PM,  
 Helms, SN, AP, UP, NEA, Look)  
 Art Mathisen - C, HM (Con)  
 Gene Vance - G, HM (Con)  
 1944 Walt Kirk - G, HM (Con)  
 1945 Walt Kirk - G, HM (Con)  
 1946 Jack Burmaster - G, HM (SN)  
 Bob Doster - F, HM (SN)

- 1947 Andy Phillip - F-G, 1st (True,  
 NABC), HM (Con)  
 Jack Smiley - G, 3rd (Helms), HM  
 (Con)  
 Gene Vance - G, HM (Con)  
 1948 Dwight (Dike) Eddleman - F, 2nd  
 (AP), 3rd (Con, True)  
 Jack Burmaster - G, HM (Con)  
 1949 Bill Erickson - G, 1st (Helms, Col)  
 3rd (SN, UP)  
 1950 Bill Erickson - G, HM (Con)  
 1951 Don Sunderlage - G, 2nd (Helms,  
 SN), 3rd (UP, Con), HM (AP)  
 Ted Beach - F, HM (Con)  
 Rod Fletcher - G, HM (Con)  
 1952 Rod Fletcher - G, 1st (Look, Con,  
 Helms), 2nd (AP, UP, INS, NABC,  
 Col, Ath)  
 John (Red) Kerr - C, HM (AP, UP,  
 Con)  
 Irv Bemoras - F, HM (UP, Con)  
 Jim Bredar - G, HM (UP, Con)  
 Bob Peterson - C, HM (UP)  
 1953 Irv Bemoras - F, 2nd (Con, Helms,  
 Look), HM (AP)  
 Jim Bredar - G, 2nd (Con, Helms,  
 Look), HM (AP)  
 John (Red) Kerr - C, HM (AP, INS,  
 Con)  
 1954 John (Red) Kerr - C, 2nd (Helms),  
 3rd (Look, AP, UP), 4th (Con)  
 1955 Bill Ridley - G, HM (AP, Con)  
 Paul Judson - G, HM (INS, Con)  
 George BonSalle - G, HM (Con)  
 1956 Paul Judson - G, 2nd (Con), 3rd  
 (NABC, UP, NEA), HM (INS).  
 Bruce Brothers - F, HM (Con)  
 Harv Schmidt - F, HM (Con)  
 1957 Harv Schmidt - F, 2nd (Con)  
 George BonSalle - C, 2nd (NABC),  
 HM (Con)  
 Don Ohl - G, HM (AP, Con)  
 1958 Don Ohl - G, 2nd (Con), 3rd (Helms)  
 Govoner Vaughn - F, HM (Con)  
 1959 Roger Taylor - G, HM (Con)  
 1960 Mannie Jackson - G, HM (Con)  
 Govoner Vaughn - F, HM (Con)  
 1961 Dave Downey - F, HM (Con)  
 John Wessels - C, HM (Con)  
 1962 Dave Downey - F, HM (Con)  
 Bill Burwell - C, HM (Con)  
 1963 Dave Downey - F, 1st (Helms), 2nd  
 (Con), HM (AP)  
 Bill Small - F-G, HM (Con)  
 1964 Tal Brody - G, HM (SN, Con)  
 Duane (Skip) Thoren - C, HM (Con)  
 1965 Duane (Skip) Thoren - C, 1st  
 (Helms), 2nd (AP, Con), 3rd (UPI,  
 BN, NABC)  
 Bogie Redmon - F, HM (Con)  
 Tal Brody - G, 2nd (SN, Con)

- 1966 Don Freeman - F, 1st (Helms), 2nd  
 (Con, BN), HM (UPI)  
 Rich Jones - F, HM (Con)  
 1967 Jim Dawson - G, HM (Con)  
 Dave Scholz - C, HM (Con)  
 1968 Dave Scholz - C, 1st (Helms), HM  
 (Con)  
 1969 Dave Scholz - C, 1st (Helms), 3rd  
 (AP), HM (Con)  
 1970 Mike Price - G, HM (Con)  
 1972 Nick Weatherspoon - F, HM (Con)  
 1973 Nick Weatherspoon - F, 1st (CASF),  
 HM (Con)  
 1974 Jeff Dawson - G, HM (Con)  
 1975 Rick Schmidt - F, HM (Con)  
 1977 Audie Matthews - G, HM (Con)  
 Levi Cobb - F, HM (Con)  
 1983 Derek Harper - G, 2nd (AP), 3rd  
 (BN)  
 1984 Bruce Douglas - G, 3rd (UPI)  
 1987 Ken Norman - F, 2nd (AP, BW, SN,  
 K), HM (UPI)  
 1988 Nick Anderson - F, HM (SN)  
 Kenny Battle - F, HM (SN)  
 1989 Nick Anderson - F, HM (AP, UPI,  
 SN)  
 Kenny Battle - F, HM (AP, UPI, SN)  
 Kendall Gill - G, HM (SN)  
 1990 Kendall Gill - G, 1st (UPI), 2nd  
 (BKW), 3rd (AP, SN, NABC)

## Academic All-Americans

(Voted by College Sports Information  
 Directors of America, 1964-)

- 1965 Tal Brody - G, 2nd  
 1967 Jim Dawson - G, 2nd  
 Dave Scholz - C, HM  
 1968 Dave Scholz - C, 1st  
 1969 Denny Place - G-F, 3rd  
 1970 Rick Howat - G, 3rd  
 1971 Rick Howat - G, 1st  
 1974 Rick Schmidt - F, 1st  
 Jeff Dawson - G, 2nd  
 1975 Rick Schmidt - F, 1st  
 1976 Otho Tucker - G, 3rd  
 1979 Rob Judson - G, 4th  
 Steve Lanter - G, 4th



# ILLINOIS ALL-BIG TEN SELECTIONS



(1911-Present)

NOTE: All-conference teams from 1911 through 1940 were selected by various publications. Wire services began choosing teams in 1941.


- 1911 Louis Bernstein - F, 2nd  
Emmet Poston - F, 3rd
- 1914 Dudley Crane - G, 2nd
- 1915 Ray Woods - G, 1st  
Edward Williford - F, 2nd  
Frank Bane - C, 2nd  
Sven Duner - G, 2nd  
Ralf Woods - F, 3rd
- 1916 Ray Woods - G, 1st  
Ralf Woods - F, 2nd  
Clyde Alwood - C, 3rd
- 1917 Clyde Alwood - C, 1st  
Ralf Woods - F, 2nd  
Ray Woods - G, 2nd
- 1918 Earl Anderson - F, 1st
- 1919 Paul Taylor - G, 3rd
- 1920 Charles Carney - G, 1st
- 1921 Charles Vail - G, 3rd
- 1922 Charles Carney - F, 1st  
John Sabo - G, 2nd
- 1924 Leland Stilwell - C, 1st  
Glenn Potter - F, 2nd
- 1925 Russell Daugherty - F, 1st
- 1926 Leonard Haines - G, 1st
- 1927 Russell Daugherty - F, 1st
- 1929 John How - F, 2nd  
Douglas Mills - G, 2nd
- 1930 Douglas Mills - G, 1st  
Charles Harper - F, 2nd
- 1931 Charles Harper - F, 2nd  
Caslon Bennett - C, 3rd
- 1932 Hudson Hellmich - F, 2nd
- 1933 Caslon Bennett - F-C, 2nd
- 1934 Frank Froschauer - F, 1st
- 1935 Frank Froschauer - F, 2nd  
Robert Riegel - C, 2nd
- 1936 Harry Combes - G-F, 2nd
- 1937 Harry Combes - F, 1st  
Robert Riegel - C, 2nd
- 1938 Louis Dehner - C, 2nd
- 1939 Louis Dehner C, 1st  
William Hapac - F, 2nd
- 1940 William Hapac - F, 1st
- 1941 Bob Richmond - G, 1st (AP)
- 1942 Andy Philip - G-F, 1st (AP, UPI, INS)  
Gene Vance - G, 1st (INS), HM (AP, UPI)  
Ken Menke - F, 2nd (UPI, INS), HM (AP)  
Jack Smiley - F, 2nd (INS), HM (AP)  
Vic Wukovits - G, 2nd (AP)
- 1943 Andy Phillip - G-F, 2nd (AP, UPI, INS)  
Gene Vance - G, 1st (AP, UPI, INS)  
Jack Smiley - F, 1st (AP, UPI, INS)  
Art Mathisen - C, 1st (AP, INS), 2nd (UPI)  
Ken Menke - F, HM (AP, UPI, INS)
- 1945 Walt Kirk, Jr. - G, 1st (AP, UPI, INS)
- 1946 Jack Burmaster - G, 2nd (AP, UPI, INS)  
Bob Doster - F, 2nd (AP, UPI, INS)
- 1947 Jack Smiley - G, 2nd (AP, UPI, INS)  
Gene Vance - G, 2nd (AP, UPI, INS)  
Andy Philip - G-F, HM (AP)
- 1948 Dwight (Dike) Eddleman - F, 1st (AP), 2nd (UPI)  
Jack Burmaster - G, 2nd (AP)
- 1949 Bill Erickson - G, 1st (AP, UPI, INS)  
Dwight (Dike) Eddleman - F, 2nd (AP, UPI, INS)  
Jim Marks - F, HM (AP, UPI, INS)
- 1950 Wally Osterkorn - F-C, 2nd (AP, UPI, INS)  
Bill Erickson - G, 2nd (UPI), HM (AP, INS)
- 1951 Don Sunderlage - G, 1st (AP, UPI, INS)  
Rod Fletcher - G, 2nd (AP, UPI, INS)  
Clive Follmer - F, HM (AP)  
Bob Peterson - C, HM (AP)
- 1952 Rod Fletcher - G, 1st (AP, UPI)  
Irv Bemoras - F, 2nd (AP, UPI)  
John (Red) Kerr - C, 2nd (UPI), HM (AP)  
Jim Bredar - G, HM (AP)  
Clive Follmer - F, HM (AP)  
Bob Peterson - C, HM (AP)
- 1953 Irv Bemoras - F, 1st (AP, UPI)  
Jim Bredar - G, 2nd (AP, UPI)  
John (Red) Kerr - C, 2nd (AP, UPI)
- 1954 John (Red) Kerr - C, 1st (AP, INS)
- 1955 Paul Judson - G-F, 1st (UPI), 2nd (AP)  
Bill Ridley - G, HM (UPI)
- 1956 Paul Judson - G-F, 1st (AP, UPI, INS)  
George BonSalle - C, 1st (UPI), 2nd (AP), HM (INS)  
Bill Ridley - G, 1st (AP), 2nd (UPI)
- 1957 Don Ohi - G, 1st (AP, UPI)  
Harv Schmidt - F, 2nd (AP, UPI)  
Roger Taylor - G, HM (AP, UPI)
- 1958 Don Ohi - G, 1st (AP, UPI)
- 1959 Roger Taylor - G, 2nd (AP, UPI)  
Mannie Jackson - G, HM (AP)  
Govoner Vaughn - F, HM (AP)  
John Wessels - C, HM (AP)
- 1960 Mannie Jackson - G, 2nd (UPI), 3rd (AP)  
Govoner Vaughn - F, 2nd (AP), 3rd (UPI)
- 1961 Dave Downey - F, 2nd (AP, UPI)  
Jerry Colangelo - G, HM (AP, UPI)  
Bill Burwell - C, HM (AP, UPI)
- 1962 Dave Downey - F, 2nd (AP, UPI)  
Bill Small - F-G, 3rd, (UPI), HM (AP)  
Bill Burwell - C, HM (AP, UPI)  
Jerry Colangelo - G, HM (AP)
- 1963 Dave Downey - F, 1st (AP, UPI)  
Bill Small - F-G, 2nd (AP, UPI)  
Tal Brody - G, HM (AP)  
Bill Burwell - C, HM (AP)  
Bob Starnes - F, HM (AP)
- 1964 Tal Brody - G, 2nd (UPI), 3rd (AP)  
Duane (Skip) Thoren - C, 2nd (UPI), 3rd (AP)
- 1965 Tal Brody - G, 1st (UPI), 2nd (AP)  
Duane (Skip) Thoren - C, 1st (AP), 2nd (UPI)  
Don Freeman - F, 3rd (UPI)
- 1966 Don Freeman - F, 1st (AP, UPI)  
Rich Jones - F, 3rd (UPI)  
Jim Dawson - G, HM (AP)
- 1967 Jim Dawson - G, 1st (UPI), 2nd (AP)  
Dave Scholz - C, 2nd (UPI), HM (AP)
- 1968 Dave Scholz - C, 1st (AP, UPI)  
Randy Crews - F, 2nd (AP), HM (UPI)
- 1969 Dave Scholz - F, 1st (AP), 2nd (UPI)  
Greg Jackson - C, 2nd (AP)  
Randy Crews - F, HM (AP)  
Jodie Harrison - G, HM (AP)  
Mike Price - G, HM (AP)
- 1970 - Rick Howat - G, HM (AP)  
Mike Price - G, HM (AP, UPI)
- 1971 Rick Howat - G, 2nd (AP, UPI)
- 1972 Nick Weatherspoon - F, HM (AP, UPI)  
Jim Krelle - G, HM (AP, UPI)
- 1973 Nick Weatherspoon - F, 1st (AP, UPI)  
Jeff Dawson - G, HM (AP, UPI)
- 1974 Rick Schmidt - F, 2nd (AP), HM (UPI)  
Jeff Dawson - G, 3rd (UPI)
- 1975 Rick Schmidt - F, HM (AP)
- 1976 Rich Adams - F, HM (AP, UPI)
- 1977 Rich Adams - C, HM (AP)  
Audie Matthews - G, HM (AP)
- 1978 Audie Matthews - G, HM (AP)  
Mark Smith - F, HM (AP)
- 1979 Mark Smith - G, 2nd (AP)  
Neil Bresnahan - F, HM (AP, UPI)  
Derek Holcomb - C, HM (AP)  
Eddie Johnson - F, HM (AP)



## Academic All-Big Ten

- 1980 Eddie Johnson - F, 2nd (AP, UPI)  
Mark Smith - F, HM (AP, UPI)
- 1981 Eddie Johnson - F, 1st (AP, UPI)  
Mark Smith - F, HM (AP, UPI)  
Derek Holcomb - C, HM (AP, UPI)  
Derek Harper - G, HM (AP, UPI)  
Craig Tucker - G, HM (AP, UPI)  
Perry Range - G, HM (AP)
- 1982 Craig Tucker - G, 2nd (UPI), HM (AP)  
James Griffin - C, 3rd (UPI), HM (AP)  
Perry Range - G, HM (AP)  
Derek Harper - G, HM (AP)
- 1983 Derek Harper - G, 1st (AP, UPI)  
Anthony Welch - F, HM (AP, UPI)  
Bruce Douglas - G, HM (AP)
- 1984 Bruce Douglas - G, 1st (AP, UPI)  
Efrem Winters - F, 1st (UPI), 2nd (AP)  
George Montgomery - C, 2nd (UPI), HM (AP)  
Doug Altenberger - F, HM (AP, UPI)  
Quinn Richardson - G, HM (AP, UPI)
- 1985 Bruce Douglas - G, 2nd (AP), HM (UPI)  
Efrem Winters - F, 3rd (UPI), HM (AP)  
Anthony Welch - F, 3rd (UPI), HM (AP)  
Doug Altenberger - G, HM (AP, UPI)  
Scott Meents - C, HM (AP)
- 1986 Ken Norman - F, 1st (UPI, AP)  
Bruce Douglas - G, 2nd (AP), 3rd (UPI)  
Efrem Winters - F, HM (UPI, AP)  
Anthony Welch - F, HM (AP)  
Tony Wysinger - G, HM (AP)
- 1987 Ken Norman - F, 1st (AP, UPI)  
Doug Altenberger - G, 3rd (AP), HM (UPI)  
Tony Wysinger G, HM (UPI, AP)  
Lowell Hamilton - F, HM (UPI)
- 1988 Nick Anderson - F, 2nd (AP, UPI)  
Kenny Battle - F, 3rd (UPI), HM (AP)
- 1989 Nick Anderson - F, 1st (AP, UPI)  
Kenny Battle - F, 2nd (AP, UPI)  
Kendall Gill - G, HM (AP)  
Lowell Hamilton - F-C, HM (AP)
- 1990 Stephen Bardo - G, 3rd (UPI)  
Kendall Gill - G, 1st (AP, UPI)  
Marcus Liberty - F, 3rd (AP, UPI)
- 1991 Andy Kaufmann - F, 2nd (AP), 3rd (UPI)  
Larry Smith - G, 2nd (UPI), 3rd (AP)  
Deon Thomas - F, 3rd (AP, UPI)

- 1965 Tal Body, G
- 1967 Dave Scholz, C
- 1968 Dave Scholz, C
- 1969 Denny Pace, G/F  
Dave Scholz, C
- 1970 Rick Howat, G
- 1971 Rick Howat, G
- 1973 Jeff Dawson, G  
Otho Tucker, G
- 1974 Rick Schmidt, F
- 1975 Rick Schmidt, F
- 1976 Otho Tucker, G
- 1979 Rob Judson, G
- 1980 Rob Judson, G
- 1982 Bryan Leonard, F
- 1983 Bryan Leonard, F
- 1986 Jens Kujawa, C
- 1988 Jens Kujawa, C
- 1990 P. J. Bowman, G



Center Jens Kujawa, a two-time Academic All-Big Ten selection, graduated with a business degree in 1988 before going on to play professional basketball in Germany.



# YEAR-BY-YEAR INDIVIDUAL LEADERS



## Total Points (Avg.)

1906-(statistical information not available)	
1907-Edward Ryan	94 ( 8.5) *
1908-Henry Popperfuss	401 ( 15.4) *
1909-Carl Watson	142 ( 10.9) *
1910-Albert Hall	66 ( 7.3) *
1911-Emmett Poston	90 ( 7.5) *
1912-Albert Hall	113 ( 7.1) *
1913-Homer Dahringer	169 ( 10.6)
1914-Edward Williford	130 ( 10.0) *
1915-Edward Williford	116 ( 7.3)
1916-Ralf Woods	122 ( 12.2)
1917-Ralf Woods	164 ( 10.3)
1918-Earl Anderson	201 ( 13.4)
1919-Ken Wilson	118 ( 8.5) *
1920-Charles Carney	215 ( 16.5)
1921-Charles Vail, Jr.	108 ( 6.0)
1922-Charles Carney	249 ( 13.1)
1923-Walter Roettger	129 ( 8.9)
1924-Leland Stilwell	129 ( 7.6)
1925-Russell Daugherty	111 ( 6.5)
1926-Russell Daugherty	99 ( 5.8)
1927-Russell Daugherty	135 ( 7.9)
1928-John How	125 ( 7.4)
1929-John How	102 ( 6.0)
1930-Charles Harper	76 ( 4.8)
1931-Charles Harper	124 ( 7.3)
1932-Caslon Bennett	106 ( 6.2)
1933-Frank Froschauer	140 ( 7.8)
1934-Frank Froschauer	170 ( 8.9)
1935-Frank Froschauer	147 ( 7.4)
1935-Bob Riegel	147 ( 7.4)
1936-Harry Combes	154 ( 8.1)
1937-Lou Boudreau	157 ( 8.7)
1938-Louis Dehner	223 ( 12.4)
1939-Louis Dehner	239 ( 12.6)
1940-William Hapac	244 ( 12.2)
1941-Art Mathisen	178 ( 8.9)
1942-Andy Phillip	232 ( 10.1)
1943-Andy Phillip	305 ( 16.9)
1944-Stan Patrick	240 ( 12.0)
1945-Walt Kirk	212 ( 10.6)
1946-Bob Doster	273 ( 13.0)
1947-Andy Phillip	192 ( 9.6)
1948-Dwight Eddleman	277 ( 13.9)
1949-Dwight Eddleman	329 ( 13.1)
1950-Wally Osterkorn	333 ( 15.1)
1951-Don Sunderlage	471 ( 17.4)
1952-John Kerr	357 ( 13.7)
1953-John Kerr	386 ( 17.5)
1954-John Kerr	556 ( 25.3)
1955-Paul Judson	363 ( 16.5)
1956-George BonSalle	321 ( 22.9)
1957-Harv Schmidt	414 ( 18.8)
1958-Don Ohl	431 ( 19.6)
1959-Roger Taylor	376 ( 17.9)
1960-Govoner Vaughn	411 ( 17.9)
1961-Dave Downey	402 ( 16.8)
1962-Dave Downey	445 ( 20.2)
1963-Dave Downey	513 ( 19.7)
1964-Skip Thoren	488 ( 20.3)
1965-Skip Thoren	533 ( 22.2)
1966-Don Freeman	668 ( 27.8)
1967-Jim Dawson	521 ( 21.7)
1968-Dave Scholz	529 ( 22.0)
1969-Dave Scholz	459 ( 19.1)

1970-Greg Jackson	409 ( 17.0)
1971-Rick Howat	474 ( 20.6)
1972-Nick Weatherspoon	500 ( 20.8)
1973-Nick Weatherspoon	600 ( 25.0)
1974-Rick Schmidt	493 ( 21.4)
1975-Rick Schmidt	524 ( 20.2)
1976-Rich Adams	429 ( 15.9)
1977-Audie Matthews	479 ( 16.0)
1978-Audie Matthews	327 ( 12.1)
1979-Mark Smith	404 ( 13.5)
1980-Eddie Johnson	610 ( 17.4)
1981-Eddie Johnson	500 ( 17.2)
1982-Craig Tucker	450 ( 15.5)
1983-Derek Harper	492 ( 15.4)
1984-Efrem Winters	456 ( 14.7)
1985-Anthony Welch	415 ( 11.9)
1986-Ken Norman	525 ( 16.4)
1987-Ken Norman	641 ( 20.7)
1988-Nick Anderson	525 ( 15.9)
1989-Nick Anderson	647 ( 18.0)
1990-Kendall Gill	581 ( 20.0)
1991-Andy Kaufmann	660 ( 21.3)

\*Some statistical information is not available, thus averages were multiplied by games played to give an estimate.

## Total Rebounds (Avg.)

1959-John Wessels	205 ( 9.3)
1960-Govoner Vaughn	187 ( 8.1)
1961-Dave Downey	267 ( 11.1)
1962-Dave Downey	269 ( 12.2)
1963-Dave Downey	254 ( 9.8)
1964-Skip Thoren	331 ( 13.8)
1965-Skip Thoren	349 ( 14.5)
1966-Don Freeman	285 ( 11.9)
1967-Dave Scholz	250 ( 10.9)
1968-Dave Scholz	230 ( 9.6)
1969-Dave Scholz	209 ( 8.7)
1970-Greg Jackson	234 ( 9.8)
1971-Nick Weatherspoon	246 ( 10.7)
1972-Nick Weatherspoon	265 ( 11.0)
1973-Nick Weatherspoon	295 ( 12.3)
1974-Rick Schmidt	165 ( 7.2)
1975-Rick Schmidt	139 ( 5.3)
1976-Rich Adams	158 ( 5.9)
1977-Levi Cobb	192 ( 6.4)
1978-Neil Bresnahan	195 ( 7.2)
1979-Neil Bresnahan	236 ( 7.9)
1980-Eddie Johnson	310 ( 8.9)
1981-Eddie Johnson	267 ( 9.2)
1982-James Griffin	204 ( 7.0)
1983-Efrem Winters	213 ( 6.9)
1984-George Montgomery	224 ( 7.2)
1985-Efrem Winters	252 ( 7.2)
1986-Ken Norman	226 ( 7.1)
1987-Ken Norman	303 ( 9.8)
1988-Nick Anderson	217 ( 6.6)
1989-Nick Anderson	285 ( 7.9)
1990-Marcus Liberty	206 ( 7.7)
1991-Deon Thomas	203 ( 6.8)

## Field Goal Percentage

(Min. 3 attempts per game)

1948-Jim Marks	.351 ( 33-94 )
1949-Fred Green	.338 ( 65-192)
1950-Wally Osterkorn	.406 ( 125-308)
1951-Clive Follmer	.386 ( 88-228)
1952-John Kerr	.392 ( 143-365)
1953-Clive Follmer	.406 ( 82-202)
1954-Jim Dutcher	.441 ( 30-68 )
1955-Phil Judson	.444 ( 35-79 )
1956-Harv Schmidt	.431 ( 113-262)
1957-Harv Schmidt	.432 ( 156-361)
1958-Roger Taylor	.435 ( 97-223)
1959-Ed Perry	.489 ( 46-94 )
1960-Lee Crandson	.477 ( 41-86 )
1961-Jerry Colangelo	.459 ( 128-279)
1962-Bob Starnes	.477 ( 81-170)
1963-Bill Burwell	.500 ( 158-316)
1964-Skip Thoren	.501 ( 187-373)
1965-Skip Thoren	.560 ( 219-391)
1966-Bob Brown	.478 ( 44-92 )
1967-Deon Flessner	.466 ( 85-182)
1968-Jodie Harrison	.553 ( 88-159)
1969-Jodie Harrison	.608 ( 87-143)
1970-Fred Miller	.507 ( 107-211)
1971-Rick Howat	.485 ( 190-391)
1972-Larry Cohen	.457 ( 42-92 )
1973-Nick Conner	.462 ( 136-294)
1974-Tom Carmichael	.500 ( 48-96 )
1975-Tom Carmichael	.608 ( 54-89 )
1976-Nate Williams	.534 ( 102-191)
1977-Audie Matthews	.510 ( 202-396)
1978-Rob Judson	.514 ( 76-148)
1979-Derek Holcomb	.539 ( 90-167)
1980-Mark Smith	.552 ( 187-339)
1981-Derek Holcomb	.569 ( 70-123)
1982-Perry Range	.521 ( 146-280)
1983-Derek Harper	.537 ( 198-369)
1984-Quinn Richardson	.588 ( 94-160)
1985-Ken Norman	.632 ( 86-136)
1986-Ken Norman	.641 ( 216-337)
1987-Ken Norman	.578 ( 256-443)
1987-Lowell Hamilton	.578 ( 149-258)
1988-Kenny Battle	.578 ( 197-341)
1989-Kenny Battle	.604 ( 218-361)
1990-Ervin Small	.568 ( 75-132)
1991-Deon Thomas	.577 ( 172-298)



## Free Throw Percentage

(Min. 1.5 FTs made per game)

1948-Bill Erickson	.617	( 37-60 )
1949-Don Sunderlage	.684	( 39-57 )
1950-Burdette Thurlby	.722	( 52-72 )
1951-Ted Beach	.825	( 47-57 )
1952-Clive Follmer	.765	( 91-119 )
1953-Max Hooper	.790	( 45-57 )
1954-Max Hooper	.812	( 34-42 )
1955-Bill Ridley	.726	( 88-124 )
1956-Harv Schmidt	.793	( 69-87 )
1957-Harv Schmidt	.761	(102-134)
1958-Roger Taylor	.840	( 63-81 )
1959-Roger Taylor	.833	( 60-72 )
1960-Govoner Vaughn	.865	( 83-96 )
1961-Bill Small	.894	( 42-47 )
1962-Bill Small	.864	( 70-81 )
1963-Bob Starnes	.800	( 84-105 )
1964-Tal Brody	.684	( 91-133 )
1965-Bogie Redman	.833	( 55-66 )
1966-Don Freeman	.771	(152-197)
1967-Jim Dawson	.762	( 93-122 )
1968-Mike Price	.729	( 62-85 )
1969-Randy Crews	.767	( 46-60 )
1970-Mike Price	.824	( 89-108 )
1971-Rick Howat	.832	( 94-113 )
1972-Larry Cohen	.867	( 39-45 )
1973-Jeff Dawson	.814	( 83-102 )
1974-Dennis Graff	.862	( 50-58 )
1975-Rick Schmidt	.804	(144-179)
1976-Otho Tucker	.764	( 68-89 )
1977-Audie Matthews	.798	( 75-94 )
1978-Rob Judson	.957	( 45-47 )
1979-Mark Smith	.771	( 84-109 )
1980-Mark Smith	.817	(161-197)
1981-Mark Smith	.816	(102-125)
1982-Craig Tucker	.833	(110-132)
1983-Bruce Douglas	.719	( 64-89 )
1984-Q. Richardson	.794	( 50-63 )
1985-Doug Altenberger	.769	( 70-91 )
1986-Ken Norman	.802	( 93-116 )
1987-Glynn Blackwell	.871	( 61-70 )
1988-Kendall Gill	.753	( 67-89 )
1989-Stephen Bardo	.792	( 76-96 )
1990-Andy Kaufmann	.802	( 81-101 )
1991-Andy Kaufmann	.833	(169-203)

## Total Steals (Avg.)

1978-Mark Smith	.37	( 1-37 )
1979-Mark Smith	.53	( 1-77 )
1980-Reno Gray	.39	( 1-11 )
1981-Derek Harper	.39	( 1-34 )
1982-Derek Harper	.67	( 2-31 )
1983-Bruce Douglas	.78	( 2-44 )
1984-Bruce Douglas	.73	( 2-35 )
1985-Bruce Douglas	.85	( 2-43 )
1986-Bruce Douglas	.88	( 2-75 )
1987-Kendall Gill	.39	( 1-26 )
1988-Kenny Battle	.72	( 2-18 )
1989-Kenny Battle	.89	( 2-47 )
1990-Kendall Gill	.63	( 2-17 )
1991-Rennie Clemons	.43	( 1-39 )

## Total Assists (Avg.)

1974-Jeff Dawson	.73	( 3-17 )
1975-Rick Schmidt	.73	( 2-81 )
1976-Otho Tucker	.84	( 3-23 )
1977-Steve Lanter	.103	( 3-43 )
1978-Neil Bresnahan	.68	( 2-52 )
1979-Mark Smith	.121	( 4-03 )
1980-Reno Gray	.109	( 3-11 )
1981-Derek Harper	.156	( 5-38 )
1982-Derek Harper	.145	( 5-00 )
1983-Bruce Douglas	.189	( 5-91 )
1984-Bruce Douglas	.177	( 5-71 )
1985-Bruce Douglas	.200	( 5-71 )
1986-Bruce Douglas	.199	( 6-22 )
1987-Tony Wysinger	.192	( 6-40 )
1988-Kendall Gill	.138	( 4-20 )
1989-Larry Smith	.157	( 4-36 )
1990-Stephen Bardo	.137	( 4-72 )
1991-Larry Smith	.144	( 4-97 )

## Blocked Shots (Avg.)

1978-Rich Adams	.32	( 1-18 )
1979-Derek Holcomb	.86	( 2-96 )
1980-Derek Holcomb	.46	( 1-48 )
1981-Derek Holcomb	.42	( 1-45 )
1982-James Griffin	.56	( 1-93 )
1983-Efrem Winters	.31	( 1-00 )
1984-Scott Meents	.25	( 0-81 )
1985-Efrem Winters	.32	( 0-91 )
1986-Ken Norman	.25	( 0-78 )
1987-Ken Norman	.48	( 1-55 )
1988-Jens Kujawa	.29	( 0-89 )
1989-Nick Anderson	.32	( 0-90 )
1990-Marcus Liberty	.26	( 0-90 )
1991-Deon Thomas	.54	( 1-80 )

## 3-Point Percentage

(Min. 1.5 attempts per game)

1983-Derek Harper*	.481	( 13-27 )
1987-Doug Altenberger	.475	( 76-160 )
1988-Kendall Gill	.304	( 21-69 )
1989-Stephen Bardo	.492	( 29-59 )
1990-Andy Kaufmann	.449	( 22-49 )
1991-Andy Kaufmann	.394	( 41-104 )

\* (experimental season for 3-point rule; 27 attempts in 32 games)



Mark Smith was Illinois' top free throw shooter for three consecutive years from 1979-81.






Ken Norman led Illinois in scoring rebounding and blocked shots in 1986 and 1987.



# TOP 50 CAREER SCORERS













No.	Player	Year(s)	GP/GS	FGM-A/FG%	FTM-A/FT%	Reb/Avg	Ast/Avg	Pts/Avg
	1 Eddie Johnson	1977-8	27/3	100-234/.427	20-27/.741	84/3.1	16/0.6	220/8.1
		1978-9	30/27	168-405/.415	26-49/.531	170/5.7	52/1.7	362/12.1
		1979-80	35/35	266-576/.462	78-119/.655	310/8.9	71/2.0	610/17.4
		1980-1	29/29	219-443/.494	62-82/.756	267/9.2	70/2.4	500/17.2
		<b>TOTALS</b>	<b>121/94</b>	<b>753-1658/.454</b>	<b>186-277/.671</b>	<b>831/7.5</b>	<b>209/1.8</b>	<b>1692/15.2</b>
	2 Mark Smith	1977-8	27/7	111-235/.472	90-128/.703	163/6.0	36/1.3	312/11.6
		1978-9	30/30	160-312/.513	84-109/.771	173/5.8	121/4.0	404/13.5
		1979-80	35/31	187-339/.552	161-197/.817	214/6.1	95/2.7	535/15.3
		1980-1	29/29	150-272/.551	102-125/.816	171/5.9	98/3.4	402/13.9
		<b>TOTALS</b>	<b>121/97</b>	<b>608-1158/.525</b>	<b>437-559/.781</b>	<b>722/6.5</b>	<b>98/3.4</b>	<b>1653/13.6</b>
	3 Efrem Winters	1982-3	31/29	159-343/.464	67-94/.713	213/6.9	20/0.6	385/12.4
		1983-4	31/28	182-354/.514	92-120/.767	205/6.6	54/1.7	456/14.7
		1984-5	35/33	137-289/.474	76-103/.738	252/7.2	49/1.4	350/10.0
		1985-6	32/30	124-235/.528	48-81/.593	183/5.7	40/1.3	296/9.3
		<b>TOTALS</b>	<b>129/120</b>	<b>602-1221/.493</b>	<b>283-398/.711</b>	<b>853/6.6</b>	<b>163/1.3</b>	<b>1487/11.2</b>
	4 Nick Weatherspoon	1970-1	23/	151-334/.452	79-110/.718	246/10.7		381/16.5
		1971-2	24/	200-477/.419	100-134/.746	262/10.9		500/20.8
		1972-3	24/	247-540/.457	106-149/.711	295/12.3		600/25.0
		<b>TOTALS</b>	<b>71/</b>	<b>598-1351/.442</b>	<b>285-393/.725</b>	<b>806/11.4</b>		<b>1481/20.9</b>
	5 Dave Scholz	1966-7	23/	194-423/.459	83-124/.669	250/10.9		471/20.5
		1967-8	24/	223-541/.412	83-120/.692	230/9.6		529/22.0
		1968-9	24/	181-436/.415	97-131/.740	209/8.7		459/19.1
		<b>TOTALS</b>	<b>71/</b>	<b>598-1400/.427</b>	<b>263-379/.694</b>	<b>689/9.7</b>		<b>1459/20.5</b>
	6 Don Freeman	1963-4	24/	130-316/.411	81-122/.664	231/9.6		341/14.2
		1964-5	24/	178-365/.488	84-122/.689	226/9.4		440/18.3
		1965-6	24/	258-595/.434	152-197/.771	285/11.9		668/27.8
		<b>TOTALS</b>	<b>72/</b>	<b>566-1276/.444</b>	<b>317-493/.643</b>	<b>742/10.3</b>		<b>1449/20.1</b>
	7 Kendall Gill	1986-7	31/0	*40-83/.482	34-53/.642	42/1.4	27/0.9	114/3.7
		1987-8	33/23	#128-272/.471	67-89/.753	73/2.2	138/4.2	344/10.4
		1988-9	24/18	+143-264/.542	46-58/.793	70/2.9	91/3.8	370/15.4
		1989-90	29/29	&211-422/.500	136-175/.777	143/4.9	96/3.3	581/20.0
		<b>TOTALS</b>	<b>117/70</b>	<b>522-1041/.501</b>	<b>283-375/.755</b>	<b>213/1.8</b>	<b>352/3.0</b>	<b>1409/12.0</b>
	8 Ken Norman	1984-5	29/6	86-136/.632	55-83/.663	107/3.7	26/0.9	227/7.8
		1985-6	32/27	216-337/.641	93-116/.802	226/7.1	32/1.0	525/16.4
		1986-7	31/31	*256-443/.578	128-176/.727	303/9.8	68/2.2	641/20.7
		<b>TOTALS</b>	<b>92/64</b>	<b>558-916/.609</b>	<b>272-360/.755</b>	<b>636/6.9</b>	<b>126/1.4</b>	<b>1393/15.1</b>
	9 Dave Downey	1960-1	24/	157-404/.389	88-123/.715	267/11.1		402/16.8
		1961-2	22/	174-385/.452	97-130/.746	269/12.2		445/20.2
		1962-3	26/	201-459/.440	111-156/.712	254/9.8		513/19.7
		<b>TOTALS</b>	<b>72/</b>	<b>532-1248/.426</b>	<b>296-409/.724</b>	<b>790/11.0</b>		<b>1360/18.9</b>
	10 John Kerr	1951-2	26/	143-365/.392	71-124/.572			357/13.7
		1952-3	22/	153-397/.386	80-123/.650			386/17.5
		1953-4	22/	210-520/.404	136-214/.636			556/25.3
		<b>TOTALS</b>	<b>70/</b>	<b>506-1281/.395</b>	<b>287-461/.623</b>			<b>1299/18.6</b>

\* includes 0-of-1 three-point shooting + includes 38-of-83 three-point shooting  
 # includes 21-of-69 three-point shooting & includes 23-of-66 three-point shooting











\* includes 1-of-4 three-point shooting



No.	Player	Year(s)	GP/GS	FGM-A/FG%	FTM-A/FT%	Reb/Avg	Ast/Avg	Pts/Avg
	11 Doug Altenberger	1982-3	31/4	30-90/.333	35- 47/.745	40/1.3	23/0.7	96/3.1
		1983-4	31/29	143-281/.509	66-95/.695	115/3.7	68/2.2	352/11.4
		1984-5	35/31	162-322/.503	70-91/.769	126/3.6	67/1.9	394/11.3
		1985-6	5/0	10-19/.526	0-2/.000	10/2.0	3/0.6	20/4.0
		1986-7	30/29	*139-288/.483	55-76/.724	138/4.6	91/3.0	409/13.6
		<b>TOTALS</b>	<b>132/93</b>	<b>484-1000/.484</b>	<b>226-311/.727</b>	<b>429/3.3</b>	<b>252/1.9</b>	<b>1271/9.6</b>
* includes 76-of-160 three-point shooting								
	12 Bruce Douglas	1982-3	32/27	118-257/.459	64- 89/.719	87/2.7	189/5.9	301/9.4
		1983-4	31/30	159-337/.472	81-109/.743	136/4.4	177/5.7	399/12.9
		1984-5	35/31	118-307/.384	42-57/.737	107/3.1	200/5.7	278/7.9
		1985-6	32/29	118-248/.476	47-60/.783	88/2.8	199/6.2	283/8.8
		<b>TOTALS</b>	<b>130/117</b>	<b>513-1149/.446</b>	<b>234-315/.743</b>	<b>418/3.2</b>	<b>765/5.9</b>	<b>1261/9.7</b>
	13 Lowell Hamilton	1985-6	24/0	36-67/.537	16-26/.615	41/1.7	4/0.2	88/3.7
		1986-7	31/22	149-259/.578	36-66/.545	121/3.9	28/0.9	334/10.8
		1987-8	33/6	*141-271/.520	48-77/.623	127/3.8	9/0.3	331/10.0
		1988-9	36/33	#219-424/.517	50-89/.562	204/5.7	24/0.7	488/13.6
		<b>TOTALS</b>	<b>124/61</b>	<b>545-1020/.534</b>	<b>150-258/.581</b>	<b>493/4.0</b>	<b>65/0.5</b>	<b>1241/10.0</b>
* includes 1-of-2 three-point shooting # includes 0-of-1 three-point shooting								
	14 Rich Adams	1974-5	26/8	50-160/.313	33- 52/.635	107/4.1	19/0.7	133/5.1
		1975-6	27/26	181-356/.508	67-90/.744	158/9.6	41/1.5	429/15.9
		1976-7	30/30	171-376/.455	45-64/.703	171/5.7	62/2.1	387/12.9
		1977-8	27/20	108-239/.452	58-81/.716	133/4.9	37/1.4	274/10.1
		<b>TOTALS</b>	<b>110/84</b>	<b>510-1131/.451</b>	<b>203-287/.707</b>	<b>569/5.2</b>	<b>159/1.4</b>	<b>1223/11.1</b>
	15 Anthony Welch	1981-2	26/1	30-64/.469	17- 22/.733	39/1.5	12/0.5	77/3.0
		1982-3	32/31	158-321/.492	61-87/.701	201/6.3	44/1.4	377/11.8
		1983-4	2/2	6-12/.500	2-21/.000	4/2.0	0/0.0	14/7.0
		1984-5	35/33	182-350/.520	51-68/.750	189/5.4	51/1.5	415/11.9
		1985-6	32/29	156-292/.534	22-29/.759	147/4.6	49/1.5	334/10.4
		<b>TOTALS</b>	<b>127/96</b>	<b>532-1039/.512</b>	<b>153-208/.736</b>	<b>336/2.6</b>	<b>156/1.2</b>	<b>1217/9.6</b>
	16 Audie Matthews	1974-5	26/10	41-122/.336	18- 28/.643	87/3.3	19/0.9	100/3.8
		1975-6	27/27	129-269/.480	46-68/.676	144/5.3	50/1.9	304/11.3
		1976-7	30/30	202-396/.510	75-94/.798	151/5.0	75/2.5	479/16.0
		1977-8	27/27	136-306/.444	55-79/.696	87/3.2	50/1.9	327/12.1
		<b>TOTALS</b>	<b>110/94</b>	<b>508-1093/.465</b>	<b>194-269/.721</b>	<b>469/4.3</b>	<b>194/1.8</b>	<b>1210/11.0</b>
	17 Nick Anderson	1987-8	33/25	*223-390/.572	77- 120/.642	217/6.6	55/1.7	525/15.9
		1988-9	36/32	#262-487/.538	99-148/.669	285/7.9	72/2.0	647/18.0
		<b>TOTALS</b>	<b>69/57</b>	<b>485-877/.553</b>	<b>176-268/.657</b>	<b>502/7.3</b>	<b>127/1.8</b>	<b>1172/17.0</b>
* includes 2-of-6 three-point shooting # includes 24-of-66 three-point shooting								
	18 Skip Thoren	1962-3	26/	53-125/.424	37-58/.638	150/5.8		143/5.5
		1963-4	24/	187-373/.501	114-174/.655	331/13.8		488/20.3
		1964-5	24/	219-391/.560	95-137/.694	349/14.5		533/22.2
		<b>TOTALS</b>	<b>74/</b>	<b>459-889/.516</b>	<b>246-369/.667</b>	<b>830/11.2</b>		<b>1164/15.7</b>
	19 James Griffith	1978-9	30/4	105-238/.441	19-34/.559	98/3.3	7/0.2	229/7.6
		1979-80	35/28	119-259/.459	36-58/.621	154/4.4	25/0.7	274/7.8
		1980-1	29/8	103-193/.534	21-36/.583	122/4.2	12/0.4	227/7.8
		1981-2	29/28	171-334/.512	52-86/.605	204/7.0	27/0.9	394/13.6
	20 Tal Brody	1962-3	26/	95-215/.441	63-92/.685	90/3.5		253/9.7
		1963-4	24/	157-379/.414	91-133/.684	97/4.0		405/16.9
		1964-5	24/	183-392/.467	97-141/.688	108/4.5		463/19.3
		<b>TOTALS</b>	<b>74/</b>	<b>435-986/.441</b>	<b>251-366/.747</b>	<b>295/4.0</b>		<b>1121/15.1</b>















No.	Player	Year(s)	GP/GS	FGM-A/FG%	FTM-A/FT%	Reb/Avg	Ast/Avg	Pts/Avg
	21 Bill Burwell	1960-1	24/	117-262/.446	57-86/.663	207/8.6		291/12.1
		1961-2	23/	151-325/.463	124-168/.738	266/11.6		426/18.5
		1962-3	26/	158-316/.500	86-110/.782	230/8.8		402/15.5
		<b>TOTALS</b>	<b>73/</b>	<b>426-903/.472</b>	<b>267-364/.734</b>	<b>703/9.6</b>		<b>1119/15.3</b>
	22 Kenny Battle	1987-8	33/32	*197-341/.578	122-179/.682	183/5.5	55/1.7	516/15.6
		1988-9	36/34	#218-361/.604	151-200/.755	174/4.8	64/1.8	596/16.6
		<b>TOTALS</b>	<b>69/66</b>	<b>415-702/.591</b>	<b>273-379/.720</b>	<b>357/5.2</b>	<b>119/1.7</b>	<b>1112/16.1</b>
		* includes 0-of-1 three-point shooting # includes 9-of-17 three-point shooting						
	23 Rick Schmidt	1972-3	23/21	39-110/.355	10-19/.526	90/3.9		88/3.8
		1973-4	23/23	191-389/.491	111-159/.698	165/7.2	34/1.5	493/21.4
		1974-5	26/26	190-426/.446	144-179/.804	139/5.3	73/2.8	524/20.2
		<b>TOTALS</b>	<b>72/70</b>	<b>420-925/.454</b>	<b>265-357/.742</b>	<b>394/5.5</b>	<b>107/2.2</b>	<b>1105/15.3</b>
	24 Greg Jackson	1968-9	24/	163-339/.481	68-109/.624	200/8.3		394/16.4
		1969-70	24/	175-367/.477	59-115/.513	234/9.8		409/17.0
		1970-1	23/	113-241/.468	49-65/.754	157/6.8		275/11.9
		<b>TOTALS</b>	<b>71/</b>	<b>451-947/.476</b>	<b>176-289/.609</b>	<b>591/8.3</b>		<b>1078/15.2</b>
	25 Paul Judson	1953-4	22/	92-244/.379	62-79/.785			246/11.2
		1954-5	22/	139-343/.405	85-119/.714			363/16.5
		1955-6	22/	160-388/.412	84-113/.743			404/18.4
		<b>TOTALS</b>	<b>66/</b>	<b>391-975/.401</b>	<b>231-311/.743</b>			<b>1013/15.3</b>
	26 Govonor Vaughn	1957-8	22/	138-324/.426	55-61/.773			327/14.9
		1958-9	21/	110-289/.381	43-67/.642	170/8.1		263/12.5
		1959-60	23/	164-357/.460	83-96/.865	187/8.1		411/17.9
		<b>TOTALS</b>	<b>66/</b>	<b>412-970/.425</b>	<b>181-224/.808</b>			<b>1001/15.2</b>
	27 Andy Kaufmann	1988-9	12/0	*16-44/.364	14-20/.700	20/1.7	8/0.7	51/4.3
		1989-90	29/16	#91-204/.446	81-101/.802	93/3.2	54/1.9	285/9.8
		1990-1	31/30	+225-482/.467	169-203/.833	154/5.0	67/3.2	660/21.3
		<b>TOTALS</b>	<b>72/46</b>	<b>332-730/.455</b>	<b>264-324/.815</b>	<b>267/3.7</b>	<b>129/1.8</b>	<b>996/13.8</b>
* includes 5-of-17 three-point shooting + includes 41-of-104 three-point shooting # includes 22-of-49 three-point shooting								
	28 Derek Harper	1980-1	29/27	104-252/.413	33-46/.717	75/2.6	156/5.4	241/8.3
		1981-2	29/27	105-230/.457	34-45/.756	133/4.6	145/5.0	244/8.4
		1982-3	32/32	198-369/.537	83-123/.675	112/3.5	118/3.7	492/15.4
		<b>TOTALS</b>	<b>90/86</b>	<b>407-851/.478</b>	<b>150-214/.701</b>	<b>320/3.6</b>	<b>419/4.7</b>	<b>977/10.9</b>
	29 Jim Dawson	1964-5	22/	38-93/.409	11-18/.611	41/1.9		87/4.0
		1965-6	24/	163-344/.474	42-59/.712	100/4.2		368/15.3
		1966-7	24/	214-495/.432	93-122/.762	73/3.0		521/21.7
		<b>TOTALS</b>	<b>70/</b>	<b>415-932/.445</b>	<b>146-199/.734</b>	<b>214/3.1</b>		<b>976/14.0</b>
	30 George BonSalle	1954-5	20/	98-251/.390	67-95/.705			263/13.2
		1955-6	22/	156-368/.424	118-170/.694			430/19.5
		1956-7	14/	104-253/.411	69-101/.683			277/19.8
		<b>TOTALS</b>	<b>56/</b>	<b>358-872/.411</b>	<b>254-366/.694</b>			<b>970/17.3</b>











ILLINOIS BASKETBALL  
A RICH TRADITION



No.	Player	Year(s)	GP/GS	FGM-A/FG%	FTM-A/FT%	Reb/Avg	Ast/Avg	Pts/Avg
	31 Bill Small	1960-1	22/	73-174/.420	42-47/.894	56/2.5		188/8.5
		1961-2	23/	133-317/.420	70-81/.864	90/3.9		336/14.6
		1962-3	26/	179-380/.471	81-102/.794	120/4.6		439/16.9
		<b>TOTALS</b>	<b>71/</b>	<b>385-871/.442</b>	<b>193-230/.839</b>	<b>266/3.7</b>		<b>963/13.6</b>
	32 Perry Range	1978-9	24/1	21-40/.525	14-21/.667	25/1.0	12/0.5	56/2.3
		1979-80	35/13	90-178/.506	63-82/.768	85/2.4	64/1.8	243/6.9
		1980-1	29/22	101-178/.567	65-89/.730	115/4.0	70/2.4	267/9.2
		1981-2	29/29	146-280/.521	83-108/.769	128/4.4	71/2.4	375/12.9
		<b>TOTALS</b>	<b>117/65</b>	<b>358-676/.530</b>	<b>225-300/.750</b>	<b>353/3.0</b>	<b>217/1.9</b>	<b>941/8.0</b>
	33 Glynn Blackwell	1984-5	10/0	8-24/.333	9-13/.692	11/1.1	10/1.0	25/2.5
		1985-6	32/13	94-169/.556	18-27/.667	63/2.0	53/1.7	206/6.4
		1986-7	31/19	*120-231/.519	61-70/.871	106/3.4	64/2.1	307/9.9
		1987-8	33/25	#153-319/.480	83-111/.748	111/3.4	78/2.4	399/12.1
		<b>TOTALS</b>	<b>106/57</b>	<b>375-743/.505</b>	<b>171-221/.774</b>	<b>291/2.7</b>	<b>205/1.9</b>	<b>937/8.8</b>
		* includes 6-of-15 three-point shooting # includes 10-of-44 three-point shooting						
	34 Mannie Jackson	1957-8	22/	107-301/.355	31-51/.608			245/11.1
		1958-9	22/	137-321/.426	25-42/.596	89/4.0		299/13.6
		1959-60	23/	162-392/.413	54-86/.628	95/4.1		378/16.4
		<b>TOTALS</b>	<b>67/</b>	<b>406-1014/.400</b>	<b>110-179/.615</b>	<b>184/4.1</b>		<b>922/13.8</b>
	35 Don Ohl	1955-6	22/	57-170/.335	33-48/.688			147/6.7
		1956-7	22/	145-344/.421	53-84/.631			343/15.6
		1957-8	22/	183-454/.403	65-102/.637			431/19.6
		<b>TOTALS</b>	<b>66/</b>	<b>385-968/.398</b>	<b>151-234/.645</b>			<b>921/14.0</b>
	36 Steve Bardo	1986-7	31/10	*42-102/.412	34-50/.680	92/3.0	85/2.7	119/3.8
		1987-8	33/21	#80-178/.449	53-87/.609	138/4.2	125/3.8	216/6.5
		1988-9	36/30	+94-212/.443	76-96/.792	144/4.0	148/4.1	292/8.1
		1989-90	29/29	&99-225/.440	55-78/.705	178/6.1	137/4.7	281/9.7
		<b>TOTALS</b>	<b>129/90</b>	<b>315-717/.439</b>	<b>218-311/.701</b>	<b>552/4.3</b>	<b>495/3.8</b>	<b>908/7.0</b>
		* includes 1-of-3 three-point shooting + includes 29-of-59 three-point shooting # includes 3-of-8 three-point shooting & includes 28-of-64 three-point shooting						
	37 Rick Howat	1968-9	22/	34-82/.415	10-13/.769	14/0.6		78/3.5
		1969-70	24/	147-291/.505	41-54/.759	66/2.7		335/13.9
		1970-1	23/	190-391/.485	94-113/.832	67/2.9		474/20.6
		<b>TOTALS</b>	<b>69/</b>	<b>371-764/.486</b>	<b>145-180/.806</b>	<b>147/2.1</b>		<b>887/12.9</b>
	38 Roger Taylor	1956-7	22/	88-228/.386	52-70/.743			228/10.4
		1957-8	20/	97-223/.434	68-81/.840			262/13.1
		1958-9	21/	158-350/.451	60-72/.833	68/3.2		376/17.9
		<b>TOTALS</b>	<b>63/</b>	<b>343-801/.428</b>	<b>180-223/.807</b>			<b>866/13.7</b>
	39 Jeff Dawson	1972-3	24/24	182-406/.448	83-102/.814	68/2.8		447/18.6
		1973-4	23/23	173-408/.424	72-88/.818	41/1.8	73/3.2	418/18.2
		<b>TOTALS</b>	<b>47/47</b>	<b>355-814/.436</b>	<b>155-190/.789</b>	<b>109-2.3</b>		<b>865/18.4</b>
	40 Mike Price	1967-8	24	71-211/.336	62-85/.729	123/5.1		204/8.5
		1968-9	24/	120-254/.472	58-77/.753	163/6.8		298/12.4
		1969-70	24/	135-301/.449	89-108/.824	220/9.2		359/14.9
		<b>TOTALS</b>	<b>72/</b>	<b>326-766/.426</b>	<b>209-270/.774</b>	<b>506/7.0</b>		<b>861/12.0</b>





No.	Player	Year(s)	GP/GS	FGM-A/FG%	FTM-A/FT%	Reb/Avg	Ast/Avg	Pts/Avg
	41 Neil Bresnahan	1976-7	28/3	80-176/.455	46-61/.754	138/4.9	31/1.1	206/7.4
		1977-8	27/25	94-200/.470	31-47/.660	195/7.2	68/2.5	219/8.1
		1978-9	30/26	105-236/.445	40-56/.714	236/7.9	75/2.5	250/8.3
		1979-80	35/5	67-136/.493	27-37/.730	121/3.5	64/1.8	161/4.6
		<b>TOTALS</b>	<b>120/59</b>	<b>346-748/.462</b>	<b>144-201/.716</b>	<b>590/4.9</b>	<b>238/2.0</b>	<b>836/9.2</b>
	42 George Montgomery	1981-2	28/0	41-83/.494	20-40/.500	104/3.7	13/0.5	102/3.6
		1982-3	32/9	72-143/.503	40-78/.513	146/4.6	22/0.7	184/5.8
		1983-4	31/30	124-226/.549	53-103/.515	224/7.2	53/1.7	301/9.7
		1984-5	23/22	86-171/.503	64-104/.615	168/7.3	39/1.7	236/10.3
		<b>TOTALS</b>	<b>114/61</b>	<b>323-623/.518</b>	<b>177-325/.545</b>	<b>642/5.6</b>	<b>127/1.1</b>	<b>823/7.2</b>
	43 Irvin Bemoras	1950-1	27/	83-254/.327	49-66/.742			215/8.0
		1951-2	26/	108-314/.344	69-105/.658			285/11.0
		1952-3	22/	119-320/.373	84-119/.706			322/14.6
		<b>TOTALS</b>	<b>75/</b>	<b>310-887/.349</b>	<b>181-279/.685</b>			<b>822/11.0</b>
	44 Marcus Liberty	1988-9	36/24	*120-252/.476	57-73/.781	141/3.9	42/1.2	303/8.4
		1989-90	29/29	#203-400/.508	103-135/.763	206/7.1	39/1.3	517/17.8
		<b>TOTALS</b>	<b>65/53</b>	<b>323-652/.495</b>	<b>160-208/.769</b>	<b>347/5.3</b>	<b>81/1.2</b>	<b>820/12.6</b>
		* includes 6-of-12 three-point shooting # includes 8-Of-21 three-point shooting						
	45 Harv Schmidt	1954-5	21/	36-93/.387	28-44/.636			100/4.8
		1955-6	22/	113-262/.431	69-87/.793			295/13.4
		1956-7	22/	156-361/.432	102-134/.761			414/18.8
		<b>TOTALS</b>	<b>65/</b>	<b>305-716/.426</b>	<b>112-147/.762</b>			<b>809/12.4</b>
	46 John Wessels	1958-9	22/	126-304/.414	75-115/.652	205/9.3		327/14.9
		1959-60	14/	56-135/.415	43-62/.694	99/7.1		155/11.1
		1960-1	24/	119-282/.422	83-116/.716	217/9.0		321/13.4
		<b>TOTALS</b>	<b>60/</b>	<b>301-721/.417</b>	<b>201-293/.686</b>	<b>521/8.7</b>		<b>803/13.4</b>
	47 Tony Wysinger	1983-4	30/0	15-35/.429	27-35/.771	14/0.5	23/0.8	57/1.9
		1984-5	35/5	48-82/.585	38-46/.826	32/0.9	64/1.8	134/3.8
		1985-6	28/18	115-218/.528	39-47/.830	41/1.5	106/3.8	269/9.6
		1986-7	30/29	*128-260/.492	54-63/.857	56/1.9	192/6.4	338/11.3
		<b>TOTALS</b>	<b>123/52</b>	<b>306-595/.514</b>	<b>158-191/.827</b>	<b>143/1.2</b>	<b>385/3.1</b>	<b>798/6.5</b>
		* includes 29-of-60 three-point shooting						
	48 Don Sunderlage	1948-9	25/	57-184/.308	39-57/.684			153/6.1
		1949-50	22/	54-179/.302	45-69/.652			153/7.0
		1950-1	27/	150-390/.385	171-218/.784			471/17.4
		<b>TOTALS</b>	<b>74</b>	<b>261-754/.346</b>	<b>255-344/.741</b>			<b>777/10.5</b>
	49 Bill Ridley	1953-4	19/	30-103/.291	54-71/.761			114/6.0
		1954-5	22/	123-330/.373	88-124/.726			334/15.2
		1955-6	21/	109-283/.385	104-135/.770			322/15.3
		<b>TOTALS</b>	<b>62</b>	<b>262-716/.366</b>	<b>169-224/.754</b>			<b>770/12.4</b>
	50 Otho Tucker	1972-3	24/24	92-212/.434	53-66/.803	79/3.3		238/9.9
		1973-4	1,1	5-15/.333	0-0/.000	3/3.0	1/1.0	10/10.0
		1974-5	24/24	114-272/.419	54-77/.701	78/3.3	72/3.0	282/11.8
		1975-6	26/24	83-202/.411	68-89/.764	135/5.2	84/3.2	234/9.0
		<b>TOTALS</b>	<b>75/73</b>	<b>294-701/.419</b>	<b>175-232/.754</b>	<b>295/3.9</b>	<b>157/3.1</b>	<b>764/10.2</b>

# VARSITY RECORDS



NOTE — Some statistical categories have been recorded only in recent years.

Records for the following categories only go back as far as the season in which they were first kept:

Fouls — 1926; FG Att. — 1942; FT Att. — 1942; Rebounds — 1959; Turnovers — 1968; Assists — 1971; Blocked shots — 1978; Steals — 1978; Minutes — 1978; Games — 1906

NOTE — Site is indicated after date: 2/16/63 (A) is at the opponent's arena; 3/1/43 (H) is at Illinois; 12/14/56 (N) is on a neutral court.

## Individual

### Game

#### Points

1. 53 Dave Downey at Indiana, 2/16/63
2. 46 Andy Kaufmann vs. Wisc.-Milwaukee, 12/3/90
3. 42 Dave Scholz vs. Northwestern, 2/24/68
4. 40 Andy Kaufmann vs. Eastern Illinois, 12/1/90  
Andy Phillip at Chicago, 3/1/43
6. 39 Rich Adams vs. Arizona, 11/28/77
7. 38 John (Red) Kerr at Ohio State, 1/16/54  
Eddie Johnson vs. Long Beach, 12/8/79  
Dave Scholz at Northwestern, 2/10/68
10. 37 Duane (Skip) Thoren vs. Purdue, 2/6/65  
Don Freeman vs. Minnesota, 2/19/66  
Dave Scholz at Butler, 12/2/67  
Nick Weatherspoon vs. Iowa, 3/7/72  
Nick Weatherspoon vs. DePauw, 12/2/72

#### Field Goals

1. 22 Dave Downey vs. Indiana, 2/16/63
2. 17 Eddie Johnson vs. Long Beach State, 12/8/79
- 17 Andy Kaufmann vs. Eastern Illinois, 12/1/90
4. 16 Rich Adams vs. Arizona, 11/28/77  
16 Don Freeman vs. Minnesota, 2/26/66  
16 Greg Jackson vs. Michigan, 2/22/69  
16 Rich Jones vs. Providence, 12/28/65  
16 Andy Phillip vs. Chicago, 3/1/43  
16 Dave Scholz vs. Butler, 12/2/67  
16 Dave Scholz vs. Northwestern, 2/10/68  
16 Nick Weatherspoon vs. Vanderbilt, 12/23/71

#### Field Goal Attempts

1. 34 Dave Downey vs. Indiana, 2/16/63
- 34 John Kerr vs. Alabama, 12/12/53
- 34 Nick Weatherspoon vs. South Carolina, 1/27/72
4. 33 Jim Dawson vs. Purdue, 2/25/67  
33 Dave Scholz vs. Northwestern, 2/10/68
6. 32 Jim Dawson vs. Northwestern, 1/10/67  
32 Greg Jackson vs. Michigan, 2/22/69  
32 Eddie Johnson vs. Long Beach State, 12/8/79  
32 Don Ohl vs. Wisconsin, 1/13/58

#### Field Goal Percentage (Minimum 10 attempts)

1. 1.000 Derek Harper (11-11) vs. Michigan State, 2/18/83
2. .917 Anthony Welch (11-12) vs. Chico State, 12/4/84
- 3 .909 Rick Howat (10-11) vs. Ohio State, 1/10/70  
.909 George Montgomery (10-11) vs. Iowa State, 1/3/83

5. .900 Deon Thomas (9-10) vs. Northwestern, 2/4/91
6. .846 Eddie Johnson (11-13) vs. Michigan, 1/17/80  
.846 Eddie Johnson (11-13) vs. Northwestern, 2/28/80  
.846 Bob Starnes (11-13) vs. NYU, 12/28/62  
.846 Deon Thomas (11-13) vs. Memphis State, 12/29/90
10. .824 Govoner Vaughn (14-17) vs. Michigan, 2/29/60

#### Free Throws

1. 15 Jeff Dawson vs. Michigan State, 1/14/74
- 15 Don Freeman vs. West Virginia, 12/11/65
- 15 Otho Tucker vs. Northwestern, 1/11/75
4. 14 Audie Matthews vs. Ohio State, 1/16/77
5. 13 Bill Burwell vs. Cornell, 12/23/61  
13 Bill Burwell vs. Indiana, 3/5/62  
13 Kendall Gill vs. Minnesota, 2/28/90  
13 Rick Howat vs. Wisconsin, 1/12/71  
13 Bill Morris vs. Florida, 12/19/71  
13 Mark Smith vs. Purdue, 2/23/80  
13 Bob Starnes vs. Oklahoma, 12/22/62  
13 Skip Thoren vs. Purdue, 2/6/65

#### Free Throw Attempts

1. 19 Wally Osterkorn vs. St. Louis, 12/22/49
2. 18 Hiles Stout vs. Purdue, 2/23/57
3. 17 Bill Burwell vs. Cornell, 12/23/61  
17 John Kerr vs. Michigan State, 1/9/54  
17 Otho Tucker vs. Northwestern, 1/11/75
6. 16 Kenny Battle vs. Villanova, 11/28/87  
16 Don Freeman vs. West Virginia, 12/11/65  
16 Don Freeman vs. Army, 12/30/65  
16 Bill Morris vs. Florida, 12/29/71  
16 Skip Thoren vs. St. Louis, 12/4/63

#### Free Throw Percentage

1. 1.000 Bill Burwell (13-13) vs. Indiana, 3/5/62  
1.000 Kendall Gill (13-13) vs. Minnesota, 2/8/90
3. 1.000 Efreem Winters (12-12) vs. New Mexico State, 12/8/84
4. 1.000 Rich Jones (11-11) vs. Indiana, 2/6/66  
1.000 Andy Kaufmann (11-11) vs. Georgia Southern, 12/8/90
6. 1.000 Andy Kaufmann (10-10) vs. Minnesota, 2/10/91  
1.000 Ken Norman (10-10) vs. Houston, 12/14/85  
1.000 Scott Pierce (10-10) vs. Oregon State, 12/7/90  
1.000 Perry Range (10-10) vs. Army, 12/11/81  
1.000 C. J. Schroeder (10-10) vs. Northwestern, 2/5/72  
1.000 Mark Smith (10-10) vs. Minnesota, 1/17/81  
1.000 Craig Tucker (10-10) vs. Minnesota, 2/20/82  
1.000 Tony Wysinger (10-10) vs. Pitt, 12/6/86

#### 3-Point Field Goals

1. 7 Andy Kaufmann vs. Missouri, 12/9/90
2. 6 Doug Altenberger vs. Pitt, 12/6/86  
6 Doug Altenberger vs. Wisconsin, 2/7/87  
6 Doug Altenberger vs. Purdue, 2/23/87  
6 Doug Altenberger vs. Indiana, 3/1/87
6. 5 P.J. Bowman vs. Iowa, 2/5/89  
5 Kendall Gill vs. Michigan State, 1/7/89  
5 Kendall Gill vs. Dayton, 3/15/90  
5 Tony Wysinger vs. Iowa, 1/14/87
10. 4 Doug Altenberger, five times  
4 Kendall Gill vs. Wisconsin, 1/12/89  
4 Andy Kaufmann vs. Wisconsin-Milwaukee, 12/3/90  
4 Marcus Liberty vs. Michigan State, 2/17/90





### 3-Point Field Goal Attempts

1. 14 Andy Kaufmann vs. Missouri, 12/9/90
2. 13 Doug Altenberger vs. Purdue, 2/23/87
- 13 P.J. Bowman vs. Iowa, 2/5/89
4. 11 Doug Altenberger vs. Arizona, 1/24/87
- 11 Doug Altenberger vs. Iowa, 2/12/87
6. 10 Doug Altenberger vs. Indiana, 3/1/87
7. 9 Doug Altenberger vs. Pitt, 12/6/86
- 9 Doug Altenberger vs. Iowa, 1/14/87
9. 8 Glynn Blackwell vs. Purdue, 1/4/88
- 8 Kendall Gill vs. Michigan State, 1/7/89

### 3-Point Field Goal Percentage (Minimum 5 Attempts)

1. 1.000 Doug Altenberger (6-6) vs. Wisconsin, 2/7/87
2. 1.000 Tony Wysinger (5-5) vs. Iowa, 1/14/87
3. .800 Doug Altenberger (4-5) vs. Purdue, 1/22/87
4. .714 Kendall Gill (5-7) vs. Dayton, 3/15/90
5. .667 Andy Kaufmann (4-6) vs. Wisconsin-Milwaukee, 12/3/90
6. .625 Kendall Gill (5-8) vs. Michigan State, 1/7/89
7. .600 (seven times)

### Rebounds

1. 24 Duane (Skip) Thoren at UCLA, 12/28/63
2. 23 Nick Weatherspoon vs. Michigan, 3/2/71
3. 22 Duane (Skip) Thoren at Kentucky, 12/19/64
- Duane (Skip) Thoren at Villanova, 12/29/64
- Deon Flessner vs. Georgia Tech (at Los Angeles), 12/30/66
- Nick Weatherspoon vs. DePauw, 12/2/72
7. 21 Dave Downey vs. Creighton, 12/12/61
- Bill Burwell vs. Wisconsin, 2/19/62
- Duane (Skip) Thoren vs. Indiana, 1/4/65
- Rich Jones at Northwestern, 3/7/66

### Assists

1. 16 Tony Wysinger vs. Pitt, 12/6/86
2. 15 Bruce Douglas vs. Houston, 12/14/83
3. 13 Bruce Douglas vs. Minnesota, 3/9/85
4. 12 Rennie Clemons vs. Oregon State, 12/7/90
- 12 Bruce Douglas vs. Texas A&M, 11/27/82
- 12 Bruce Douglas vs. Wisconsin, 3/10/83
- 12 Derek Harper vs. Purdue, 2/28/81
- 12 Derek Harper vs. Northwestern, 3/7/81
- 12 Derek Harper vs. Michigan, 1/30/82
10. 11 (seven times)

### Steals

1. 8 Bruce Douglas vs. Purdue, 2/25/84
2. 7 Kenny Battle vs. Michigan, 3/9/88
- 7 Bruce Douglas vs. Northwestern, 2/8/84
- 7 Bruce Douglas vs. Northwestern, 2/14/85
- 7 Bruce Douglas vs. Wisconsin-Green Bay, 12/4/85
- 7 Bruce Douglas vs. Michigan, 1/8/86
- 7 Kendall Gill vs. Eastern Illinois, 12/8/86
- 7 Kendall Gill vs. Iowa, 3/4/90
8. 6 (12 times)

### Blocked Shots

1. 11 Derek Holcomb vs. South Carolina, 12/8/78
2. 7 Derek Holcomb vs. Centenary, 12/7/79
3. 6 James Griffin vs. Denver, 11/28/78
- 6 James Griffin vs. Wisconsin, 2/4/82

- 6 Derek Holcomb vs. Northwestern, 1/8/81
6. 5 (12 times)

### Minutes

1. 60 Bruce Douglas vs. Michigan, 1/28/84
2. 55 Doug Altenberger vs. Oregon, 11/25/84
- 55 Quinn Richardson vs. Michigan, 1/28/84
- 55 Efrem Winters vs. Michigan, 1/28/84
- 54 Doug Altenberger vs. Michigan, 1/28/84
6. 53 Bruce Douglas vs. Oregon, 11/25/84
- 52 Anthony Welch vs. Oregon, 11/25/84
8. 51 George Montgomery vs. Michigan, 1/28/84
9. 50 Bruce Douglas vs. Iowa, 2/2/84
10. 49 Derek Harper vs. Minnesota, 3/13/83
- 49 Anthony Welch vs. Minnesota, 3/13/83
- 49 Efrem Winters vs. Minnesota, 3/13/83

### Season

#### Points

1. 668 Don Freeman, 1965-66
2. 660 Andy Kaufmann, 1990-91
3. 649 Nick Anderson, 1988-89
4. 641 Ken Norman, 1986-87
5. 610 Eddie Johnson, 1979-80
6. 600 Nick Weatherspoon, 1972-73
7. 596 Kenny Battle, 1988-89
8. 581 Kendall Gill, 1989-90
9. 556 John (Red) Kerr, 1953-54
10. 535 Mark Smith, 1979-80

#### Field Goals

1. 266 Eddie Johnson, 1979-80
2. 262 Nick Anderson, 1988-89
3. 258 Don Freeman, 1965-66
4. 256 Ken Norman, 1986-87
5. 247 Nick Weatherspoon, 1972-73
6. 225 Andy Kaufmann, 1990-91
7. 223 Nick Anderson, 1987-88
- 223 Dave Scholz, 1967-68
9. 219 Lowell Hamilton, 1988-89
- 219 Eddie Johnson, 1980-81
- 219 Skip Thoren, 1964-65
12. 218 Kenny Battle, 1988-89
13. 216 Ken Norman, 1985-86
14. 214 Jim Dawson, 1966-67

#### Field Goal Attempts

1. 595 Don Freeman, 1965-66
2. 576 Eddie Johnson, 1979-80
3. 541 Dave Scholz, 1967-68
4. 540 Nick Weatherspoon, 1972-73
5. 520 John Kerr, 1953-54
6. 495 Jim Dawson, 1966-67
7. 487 Nick Anderson, 1988-89
8. 482 Andy Kaufmann, 1990-91
9. 477 Nick Weatherspoon, 1971-72
10. 474 Rich Jones, 1965-66

#### Field Goal Percentage (Minimum 200 Attempts)

1. .641 Ken Norman, 1985-86 (216-337)
2. .604 Kenny Battle, 1987-88 (197-341)
3. .578 Ken Norman, 1986-87 (256-443)
4. .578 Kenny Battle, 1988-89 (218-361)



5. .578 Lowell Hamilton, 1986-87 (149-258)
6. .577 Deon Thomas, 1990-91 (172-298)
7. .572 Nick Anderson, 1987-88 (223-390)
8. .560 Skip Thoren, 1964-65 (219-391)
9. .552 Mark Smith, 1979-80 (187-339)
10. .551 Mark Smith, 1980-81 (150-272)

### Free Throws

1. 171 Don Sunderlage, 1950-51
2. 169 Andy Kaufmann, 1990-91
3. 161 Mark Smith, 1979-80
4. 152 Don Freeman, 1965-66
5. 151 Kenny Battle, 1988-89
6. 144 Rick Schmidt, 1974-75
7. 136 Kendall Gill, 1989-90
9. 136 John Kerr, 1953-54
- 128 Ken Norman, 1986-87
10. 124 Bill Burwell, 1961-62
11. 122 Kenny Battle, 1987-88
12. 118 George BonSalle, 1955-56
13. 114 Skip Thoren, 1963-64
14. 111 Dave Downey, 1962-63
- 111 Rick Schmidt, 1973-74



Don Freeman attempted 595 field goals in 1965-66 to set an Illinois record.

### Free Throw Attempts

1. 218 Don Sunderlage, 1950-51
2. 214 John Kerr, 1953-54
3. 203 Andy Kaufmann, 1990-91
4. 200 Kenny Battle, 1988-89
5. 197 Don Freeman, 1965-66
- 197 Mark Smith, 1979-80
7. 179 Kenny Battle, 1987-88
- 179 Rick Schmidt, 1974-75
9. 176 Ken Norman, 1986-87
10. 175 Kendall Gill, 1989-90

### Free Throw Percentage (Minimum 75 Attempts)

1. .865 Govoner Vaughn, 1959-60 (83-96)
2. .864 Bill Small, 1961-62 (70-81)
3. .840 Roger Taylor, 1957-58 (68-81)
4. .833 Craig Tucker, 1981-82 (110-132)
5. .833 Andy Kaufmann, 1990-91 (169-203)
6. .832 Rick Howat, 1970-71 (94-113)
7. .824 Mike Price, 1969-70 (89-108)
8. .818 Jeff Dawson, 1973-74 (72-88)
9. .817 Mark Smith, 1979-80 (161-187)
10. .816 Mark Smith, 1980-81 (102-125)

### 3-Point Field Goals

1. 76 Doug Altenberger, 1986-87
2. 41 Andy Kaufmann, 1990-91
3. 38 Kendall Gill, 1988-89
4. 29 Stephen Bardo, 1988-89
- 29 Tony Wysinger, 1986-87
6. 28 Stephen Bardo, 1989-90
7. 24 Nick Anderson, 1988-89
- 24 Larry Smith, 1990-91
9. 23 P.J. Bowman, 1989-90
- 23 Kendall Gill, 1989-90

### 3-Point Field Goal Attempts

1. 160 Doug Altenberger, 1986-87
2. 104 Andy Kaufmann, 1990-91
3. 83 Kendall Gill, 1988-89
4. 69 Kendall Gill, 1987-88
5. 66 Nick Anderson, 1988-89
- 66 Kendall Gill, 1989-90
7. 64 Stephen Bardo, 1989-90
8. 63 P.J. Bowman, 1989-90
- 63 Larry Smith, 1990-91
10. 60 Tony Wysinger, 1986-87

### 3-Point Field Goal Percentage (Minimum 40 Attempts)

1. .492 Stephen Bardo, 1988-89 (29-59)
2. .475 Doug Altenberger, 1986-87 (76-160)
3. .467 Tony Wysinger, 1986-87 (29-60)
4. .458 Kendall Gill, 1988-89 (38-83)
5. .449 Andy Kaufmann, 1989-90 (22-49)
6. .438 Stephen Bardo, 1989-90 (28-64)
7. .409 Tom Michael, 1990-91 (18-44)
8. .394 Andy Kaufmann, 1990-91 (41-104)
9. .386 P.J. Bowman, 1988-89 (22-57)
10. .381 Larry Smith, 1990-91 (24-63)

### Rebounds

1. 349 Skip Thoren, 1964-65





- 2. 331 Skip Thoren, 1963-64
- 3. 310 Eddie Johnson, 1979-80
- 4. 303 Ken Norman, 1986-87
- 5. 295 Nick Weatherspoon, 1972-73
- 6. 285 Nick Anderson, 1988-89
- 285 Don Freeman, 1965-66
- 8. 269 Dave Downey, 1961-62
- 9. 267 Dave Downey, 1960-61
- 267 Eddie Johnson, 1980-81

**Assists**

- 1. 200 Bruce Douglas, 1984-85
- 2. 199 Bruce Douglas, 1985-86
- 3. 192 Tony Wysinger, 1986-87
- 4. 189 Bruce Douglas, 1982-83
- 5. 177 Bruce Douglas, 1983-84
- 6. 157 Larry Smith, 1988-89
- 7. 156 Derek Harper, 1980-81
- 8. 148 Stephen Bardo, 1988-89
- 9. 145 Derek Harper, 1981-82
- 10. 144 Larry Smith, 1990-91

**Steals**

- 1. 89 Kenny Battle, 1988-89
- 2. 88 Bruce Douglas, 1985-86
- 3. 85 Bruce Douglas, 1984-85
- 4. 78 Bruce Douglas, 1982-83
- 5. 73 Bruce Douglas, 1983-84
- 6. 72 Kenny Battle, 1987-88
- 72 Derek Harper, 1982-83
- 8. 67 Derek Harper, 1981-82
- 9. 65 Kendall Gill, 1987-88
- 10. 63 Kendall Gill, 1989-90

**Blocked Shots**

- 1. 86 Derek Holcomb, 1978-79
- 2. 56 James Griffin, 1981-82
- 3. 54 Deon Thomas, 1990-91
- 4. 48 Ken Norman, 1986-87
- 5. 46 Derek Holcomb, 1979-80
- 6. 42 Derek Holcomb, 1980-81
- 7. 37 James Griffin, 1979-80
- 8. 34 James Griffin, 1980-81
- 9. 32 Rich Adams, 1977-78
- 32 Nick Anderson, 1988-89
- 32 Efrem Winters, 1984-85

**Minutes**

- 1. 1215 Eddie Johnson, 1979-80
- 2. 1182 Derek Harper, 1982-83
- 3. 1174 Bruce Douglas, 1984-85
- 4. 1125 Nick Anderson, 1988-89
- 5. 1124 Doug Altenberger, 1983-84
- 6. 1113 Doug Altenberger, 1984-85
- 1113 Bruce Douglas, 1983-84
- 8. 1112 Ken Norman, 1986-87
- 9. 1109 Kenny Battle, 1988-89
- 10. 1093 Anthony Welch, 1984-85

**Career**

**Field Goals**

- 1. 753 Eddie Johnson, 1977-81
- 2. 608 Mark Smith, 1977-81

- 3. 602 Efrem Winters, 1982-86
- 4. 598 Dave Scholz, 1966-69
- 598 Nick Weatherspoon, 1970-73
- 6. 566 Don Freeman, 1963-66
- 7. 558 Ken Norman, 1984-87
- 8. 545 Lowell Hamilton, 1985-89
- 9. 532 Dave Downey, 1960-63
- 532 Anthony Welch, 1981-86

**Field Goal Percentage (Minimum 500 Attempts)**

- 1. .609 Ken Norman, 1984-87 (558-916)
- 2. .591 Kenny Battle, 1987-89 (415-702)
- 3. .553 Nick Anderson, 1987-89 (485-877)
- 4. .534 Lowell Hamilton, 1985-89 (545-1020)
- 5. .530 Perry Range, 1978-82 (358-676)
- 6. .525 Mark Smith, 1977-81 (608-1158)
- 7. .518 George Montgomery, 1981-85 (323-623)
- 8. .516 Skip Thoren, 1962-65 (459-889)
- 9. .514 Tony Wysinger, 1983-87 (306-595)
- 10. .512 Anthony Welch, 1981-86 (532-1039)

**Free Throws**

- 1. 437 Mark Smith, 1977-81
- 2. 317 Don Freeman, 1963-66
- 3. 296 Dave Downey, 1960-63
- 4. 287 John Kerr, 1951-54
- 5. 285 Nick Weatherspoon, 1970-73
- 6. 283 Kendall Gill, 1986-90
- 283 Efrem Winters, 1982-86
- 8. 273 Kenny Battle, 1987-89
- 9. 272 Ken Norman, 1984-87
- 10. 267 Bill Burwell, 1960-63

**Free Throw Attempts**

- 1. 559 Mark Smith, 1977-81
- 2. 493 Don Freeman, 1963-66
- 3. 461 John Kerr, 1951-54
- 4. 403 Dave Downey, 1960-63
- 5. 398 Efrem Winters, 1982-86
- 6. 393 Nick Weatherspoon, 1970-73
- 7. 379 Kenny Battle, 1987-89
- 379 Dave Scholz, 1966-69
- 9. 375 Kendall Gill, 1986-90
- 10. 369 Skip Thoren, 1962-65

**Free Throw Percentage (Minimum 140 Attempts)**

- 1. .875 Rob Judson, 1976-80 (126-144)
- 2. .839 Bill Small, 1960-63 (193-230)
- 3. .827 Tony Wysinger, 1983-87 (158-191)
- 4. .823 Craig Tucker, 1980-82 (186-226)
- 5. .816 Jeff Dawson, 1972-74 (155-190)
- 6. .815 Andy Kaufmann, 1988- (264-324)
- 7. .808 Govoner Vaughn, 1957-60 (181-224)
- 8. .807 Roger Taylor, 1956-59 (180-223)
- 9. .806 Rick Howat, 1968-71 (145-180)
- 10. .802 Jerry Colangelo, 1959-62 (154-192)

**3-Point Field Goals**

- 1. 82 Kendall Gill, 1987-90
- 2. 76 Doug Altenberger, 1982-87
- 3. 68 Andy Kaufmann, 1988-
- 4. 61 Stephen Bardo, 1986-90
- 5. 45 P.J. Bowman, 1988-90



- 6. 29 Larry Smith, 1986-91
- 29 Tony Wysinger, 1983-87
- 8. 26 Nick Anderson, 1987-89
- 9. 18 Tom Michael, 1990-
- 10. 16 Glynn Blackwell, 1984-88

### 3-Point Field Goal Attempts

- 1. 219 Kendall Gill, 1986-90
- 2. 170 Andy Kaufmann, 1988-
- 3. 160 Doug Altenberger, 1982-87
- 4. 134 Stephen Bardo, 1986-90
- 5. 120 P.J. Bowman, 1988-90
- 6. 78 Larry Smith, 1986-91
- 7. 72 Nick Anderson, 1987-89
- 8. 60 Tony Wysinger, 1983-87
- 9. 59 Glynn Blackwell, 1984-88
- 10. 44 Tom Michael, 1990-

### 3-Point Field Goal Percentage (Minimum 40 Attempts)

- 1. .475 Doug Altenberger, 1982-87 (76-160)
- 2. .467 Tony Wysinger, 1983-87 (29-60)
- 3. .455 Stephen Bardo, 1986-90 (61-134)
- 4. .409 Tom Michael, 1990- (18-44)
- 5. .400 Andy Kaufmann, 1988- (68-170)
- 6. .375 P.J. Bowman, 1988-90 (45-120)
- 7. .374 Kendall Gill, 1986-90 (82-219)
- 8. .372 Larry Smith, 1986-91 (29-78)
- 9. .361 Nick Anderson, 1987-89 (26-72)
- 10. .271 Glynn Blackwell, 1984-88 (16-59)

### Rebounds

- 1. 853 Efrem Winters, 1982-86
- 2. 831 Eddie Johnson, 1977-81
- 3. 830 Skip Thoren, 1962-65
- 4. 806 Nick Weatherspoon, 1970-73
- 5. 790 Dave Downey, 1960-63
- 6. 742 Don Freeman, 1963-66
- 7. 723 Mark Smith, 1977-81
- 8. 703 Bill Burwell, 1960-63
- 9. 690 Neil Bresnahan, 1976-80
- 10. 689 Dave Scholz, 1966-69

### Assists

- 1. 765 Bruce Douglas, 1982-86
- 2. 495 Stephen Bardo, 1986-90
- 3. 419 Derek Harper, 1980-83
- 4. 397 Larry Smith, 1986-91
- 5. 385 Tony Wysinger, 1983-87
- 6. 352 Kendall Gill, 1986-90
- 7. 350 Mark Smith, 1977-81
- 8. 252 Doug Altenberger, 1982-87
- 9. 238 Neil Bresnahan, 1976-80
- 10. 217 Perry Range, 1978-82

### Steals

- 1. 324 Bruce Douglas, 1982-86
- 2. 218 Kendall Gill, 1986-90
- 3. 178 Derek Harper, 1980-83
- 4. 161 Kenny Battle, 1987-89
- 161 Mark Smith, 1977-81
- 6. 135 Stephen Bardo, 1986-90
- 7. 133 Doug Altenberger, 1982-87

- 8. 115 Glynn Blackwell, 1984-88
- 9. 114 Perry Range, 1978-82
- 10. 106 Tony Wysinger, 1983-87

### Blocked Shots

- 1. 174 Derek Holcomb, 1978-81
- 2. 156 James Griffin, 1978-82
- 3. 103 Efrem Winters, 1982-86
- 4. 89 Ken Norman, 1984-87
- 5. 87 Lowell Hamilton, 1985-89
- 6. 85 Scott Meents, 1982-86
- 7. 60 Nick Anderson, 1987-89
- 8. 59 Mark Smith, 1977-81
- 9. 54 Deon Thomas, 1990-
- 10. 48 Jens Kujawa, 1985-88

### Minutes

- 1. 4373 Bruce Douglas, 1982-86
- 2. 4033 Efrem Winters, 1982-86
- 3. 3730 Doug Altenberger, 1983-87
- 4. 3629 Eddie Johnson, 1977-81
- 5. 3517 Mark Smith, 1977-81
- 6. 3394 Stephen Bardo, 1986-90
- 7. 3393 Anthony Welch, 1981-86
- 8. 2972 Kendall Gill, 1986-90
- 9. 2863 Perry Range, 1978-82
- 10. 2769 Neil Brenahan, 1976-80



Derek Holcomb blocked 174 shots from 1978-81 to set the Illinois career record.





## Team

### Game

<b>Most Points</b>		
127	Illinois 127, Louisiana State 100	12/22/88 (A)
<b>Most Field Goals</b>		
53	Illinois (53-78) 127, La. State (36-72) 100	12/22/88 (A)
53	Illinois (53-92) 126, Long Island (28-85)	78 3/10/82 (H)
<b>Most Field Goal Attempts</b>		
132	Illinois (31-132) 85, Colgate (20-75) 55	2/30/48 (H)
<b>Best Field Goal Accuracy</b>		
.691	Illinois (38-55) 84, Wis-Green Bay (16-48) 34	12/4/85 (H)
<b>Most 3-Point Goals</b>		
13	Illinois (13-20) vs. Iowa	3/4/90 (H)
<b>Most 3-Point Attempts</b>		
23	Illinois (9-23) vs. Iowa	2/5/89 (H)
<b>Best 3-Point Accuracy</b>		
1.000	Illinois (4-4) vs. Baylor 1	2/12/86 (H)
<b>Most Free Throws</b>		
36	Illinois (36-48) 104, Northwestern (33-47) 89	2/5/55 (H)
<b>Most Free Throw Attempts</b>		
50	Illinois (25-50) 79, Northwestern (31-38)	73 3/4/63 (H)
<b>Best Free Throw Accuracy (10 att. min.)</b>		
1.000	Illinois (16-16) 78, Wisconsin (11-15) 67	1/17/85 (A)
	Illinois (10-10) 72, Northwestern (20-26) 46	1/18/86 (H)
<b>Most Rebounds</b>		
79	Illinois (79) 93, Wisconsin (51) 54	2/16/59 (H)
<b>Most Turnovers</b>		
31	Illinois (31) 62, Minnesota (14) 91	3/4/72 (A)
<b>Most Personal Fouls</b>		
33	Illinois (33) 82, Purdue (40) 71	3/1/52 (A)
33	Illinois (33) 81, Iowa (29) 84	1/15/77 (H)
<b>Most Men Fouled Out</b>		
5	Illinois (5) 68, Iowa (1) 73	2/9/52 (A)
5	Illinois (5) 82, Purdue (6) 71	3/1/52 (A)
<b>Highest Winning Score</b>		
127	Illinois 127, Louisiana State 100	12/22/88 (H)
<b>Highest Losing Score</b>		
104	Illinois 104, Oklahoma 105	12/9/63 (A)
<b>Lowest Winning Score (Modern era)</b>		
38	Illinois 38, Wisconsin 31	1/1/46 (A)
<b>Lowest Losing Score (Modern era)</b>		
31	Illinois 31, Minnesota 34	1/6/47 (H)
<b>Largest Victory Margin (Home)</b>		
67	Illinois 92, Chicago 25	3/1/43 (A)
<b>Largest Victory Margin (Away)</b>		
42	Illinois 86, Northwestern 44	2/27/43 (A)
<b>Longest Winning Streak</b>		
25		2/21/14 thru 2/9/16
<b>Longest Winning Streak to Open Season</b>		
17		11/26/88 - 1/26/89
<b>Longest Losing Streak</b>		
11		1/12/74 thru 2/18/74

## Season

<b>Most Points</b>		1989 (36 games, 86.4 avg.)
3,110		
<b>Most Field Goals</b>		1989 (36 games, 1200-2340)
1,200		
<b>Most Field Goal Attempts</b>		(36 games, 1200-2340)
2,340		
<b>Best Field Goal Accuracy</b>		1986 (32 games, 990-1828)
.544		
<b>Most 3-Point Goals</b>		1989 (36 games, 136-320)
136		
<b>Most 3-Point Attempts</b>		1989 (36 games, 136-320)
320		
<b>Best 3-Point Accuracy</b>		1987 (31 games, 112-243)
.461		
<b>Most Free Throws</b>		1991 (31 games, 580-850)
580		
<b>Most Free Throw Attempts</b>		1991 (31 games, 580-850)
850		
<b>Best Free Throw Accuracy</b>		1990 (29 games, 539-725)
.743		
<b>Most Rebounds</b>		1963 (26 games, 51.9 avg.)
1,349		
<b>Most Turnovers</b>		1991 (31 games, 17.3 avg.)
537		
<b>Most Personal Fouls</b>		1980 (35 games, 20.1 avg.)
705		
<b>Most Men Fouled Out</b>		1977 (30 games, 1.0 avg.)
30		
<b>Most Assists</b>		1989 (36 games, 17.8 avg.)
639		
<b>Most Blocked Shots</b>		1979 (30 games, 5.4 avg.)
162		
<b>Most Steals</b>		1989 (36 games, 9.5 avg.)
341		

## Opponents

### Game

<b>Most Points</b>		
120	UCLA 120, Illinois 82	1/29/67 (N)
<b>Most Field Goals</b>		
56	UCLA (56-105) 120, Illinois (32-76) 82	1/29/67 (N)
<b>Most Field Goal Attempts</b>		
105	UCLA (56-105) 120, Illinois (32-76) 82	1/29/67 (N)
<b>Best Field Goal Accuracy</b>		
.697	Indiana (23-33) 67, Illinois (24-59) 55	3/5/83 (A)
<b>Most 3-Point Goals</b>		
15	Wisconsin-Milwaukee (15-41) 116, Illinois (8-13) 120	12/3/90 (H)
<b>Most 3-Point Attempts</b>		
41	Wisconsin-Milwaukee (15-41) 116, Illinois (8-13)	12/3/90 (H)
<b>Best 3-Point Accuracy</b>		
.714	American-Puerto Rico (5-7) 84, Illinois (3-6)	1/1/23/90 (N)

ILLINOIS BASKETBALL  
A RICH TRADITION

**Most Free Throws**

41 Wisconsin (41-54) 79, Illinois (20-34) 64 1/1/55 (H)

**Most Free Throw Attempts**

54 Wisconsin (41-54) 79, Illinois (20-34) 64 1/1/55 (H)

**Best Free Throw Accuracy (10 att. min.)**

1.000 Ohio St. (10-10) 68, Illinois (21-27) 79 2/17/73 (H)

1.000 Michigan St. (18-18) 58, Illinois (7-8) 51 1/12/86 (A)

**Most Rebounds**

74 Indiana (74) 93, Illinois (47) 82 2/25/61 (A)

**Most Turnovers**

37 Indiana (37) 87, Illinois (28) 66 2/12/73 (A)

**Most Personal Fouls**

41 Dayton (41) 61, Illinois (23) 80 3/21/52 (N)

**Most Men Fouled Out**

6 Purdue (6) 71, Illinois (5) 82 3/1/52 (A)

## Both Teams

**Game****Most Points**

227 Illinois 127, Louisiana State 100 12/22/88 (A)

**Most Field Goals**

92 Illinois (46-84) 113, Arizona (46-90) 107 11/28/77 (H)

**Most Field Goal Attempts**

207 Illinois (31-132) 85, Colgate (20-75) 55 12/30/48 (H)

**Best Field Goal Accuracy**

.601 Michigan (45-68) 107, Illinois (38-70) 96 2/23/78 (A)

**Most Free Throws**

69 Illinois (36-48) 104, Northwestern (33-47) 89 2/5/55 (H)

**Most Free Throw Attempts**

95 Illinois (36-48) 104, Northwestern (33-47) 89 2/5/55 (H)

**Best Free Throw Accuracy**

.962 Illinois (7-8) 51, Michigan State (18-18) 58 1/12/86 (A)

**Most Rebounds**

130 Illinois (79) 93, Wisconsin (51) 54 2/16/59 (H)

**Most Turnovers**

65 Indiana (37) 87, Illinois (28) 66 2/12/73 (A)

**Most Personal Fouls**

73 Illinois (33) 82, Purdue (40) 71 3/1/52 (A)

**Most Men Fouled Out**

11 Illinois (5) 82, Purdue (6) 71 3/1/52 (A)

## Season

**Most Points**5760 1989 (36 games) (Illinois 3110, 86.4 Avg.)  
(Opp. 2650, 73.6 Avg.)**Most Field Goals**

2227 1989 (36 games) (Illinois 1200-2340) (Opp. 1027-2228)

**Most Field Goal Attempts**

4568 1989 (36 games) (Illinois 1200-2340) (Opp. 1027-2228)

**Best Field Goal Accuracy**.487 1989 (36 games 2227-4568) (Illinois 1200-2340)  
(Opp. 1027-2228)**Most Free Throws**

1108 1956 (22 games) (Illinois 534-725) (Opp. 574-813)

**Most Free Throw Attempts**1538 1956 (22 games) (Illinois 534-725) (Opp. 574-813) and  
1991 (31 games) (Illinois 580-850) (Opp. 473-688)**Best Free Throw Accuracy**.732 1963 (26 games, 972-1327) (Illinois 491-670)  
(Opp. 481-657)**Most Rebounds**

2620 1963 (26 games, 100.8 avg.) (Illinois 1349) (Opp. 1217)

**Highest Rebound Average**

110.7 1959 (22 games, 2435) (Illinois 1179) (Opp. 1256)

**Most Turnovers**

1125 1988 (33 games, 34.1 Avg.) (Illinois 500) (Opp. 625)

**Most Personal Fouls**

1406 1980 (35 games, 40.2 Avg.) (Illinois 705) (Opp. 701)

**Most Men Fouled Out**

53 1980 (35 games, 1.5 avg.) (Illinois 25) (Opp. 28)



# ASSEMBLY HALL RECORDS



## Attendance

### High Attendance for Game

16,793 Illinois 69, Indiana 68 3/1/87

### Low Attendance for Game

3,016 Illinois 90, North Dakota St. 73 12/8/75

### High Attendance for Season

271,375 1980 (19 games, 14,283 avg.)

### Low Attendance for Season

72,949 1974 (11 games, 6,632 avg.)

### Consecutive Sellouts

32 (first, vs. Michigan (1/14/89); 2nd vs. Iowa (3/4/90))

## Illinois Attendance

Season	Home Record	Home Attendance	Average Attendance	High Game	Sell-outs
1962-63	2-0	32,144	16,072	16,137	
1963-64	7-3	143,650	14,365	16,128	1
1964-65	9-1	115,256	11,526	16,128	2
1965-66	7-3	79,661	7,966	9,838	0
1966-67	8-1	73,654	8,184	11,047	0
1967-68	4-5	80,203	8,911	12,857	0
1968-69	12-0	165,254	13,771	16,128	5
1969-70	7-4	157,206	14,291	16,128	5
1970-71	6-5	177,408	16,128	16,128	11
1971-72	7-3	136,972	13,697	16,017	0
1972-73	10-1	109,433	9,948	11,892	0
1973-74	4-7	72,949	6,632	7,771	0
1974-75	5-7	96,773	8,064	14,127	0
1975-76	11-4	106,444	7,096	16,128	1
1976-77	10-4	106,139	7,581	11,172	0
1977-78	9-5	122,071	8,719	11,938	0
1978-79	7-6	184,715	14,209	16,503	5
1979-80	14-5	271,375	14,283	16,647	6
1980-81	12-2	217,330	15,523	16,663	9
1981-82	12-4	244,908	15,306	16,768	6
1982-83	13-2	194,384	12,958	15,386	0
1983-84	13-2	194,145	12,943	16,166	3
1984-85	15-0	235,736	15,715	16,764	7
1985-86	12-2	200,205	14,300	16,676	5
1986-87	13-2	227,641	15,176	16,793	5
1987-88	13-3	245,895	15,368	16,712	7
1988-89	17-0	262,215	15,424	16,563	9
1989-90	13-1	224,443	16,031	16,289	4
1990-91	12-4	217,003	13,563	16,321	1
29 years	284-86	4,695,212			92

## Team Highs — Illinois

### Most Points, Game

126 Illinois 126, Long Island 78 3/10/82

### Most Points, One Half

75 (2nd Half) Illinois 121, Michigan State (46) 89 3/9/65

### Most Field Goals

53 Illinois 126, Long Island 78 3/10/82

### Most Field Goal Attempts

97 Illinois (43-97) 106, Rice (25-63) 64 12/22/75

### Best Field Goal Accuracy

.678 Illinois (40-59) 94, Indiana (32-79) 74 1/6/70

### Most Three-Point Goals

18 Illinois 118, Iowa 85 3/4/90

### Most Three-Point Field Goal Attempts

20 Illinois (13-20) 118, Iowa (3-12) 85 3/4/90

### Best Three-Point Field Goal Accuracy

.875 Illinois (7-8) 106, Eastern Illinois (13-21) 87 12/1/90

### Most Free Throws

37 Illinois (37-43) 85, Georgia Southern (5-10) 67 12/8/90

### Most Free Throw Attempts

50 Illinois (25-50) 79, Northwestern (31-38) 73 3/4/63

### Best Free Throw Accuracy

.962 Illinois (25-26) 81, Northwestern (17-20) 71 1/5/80

### Most Rebounds

70 Illinois (70) 100, DePauw (35) 68 12/2/72

### Most Assists

41 Illinois (41) 113, Butler (22) 102 12/1/70

### Most Turnovers

26 Illinois (26) 81, Michigan State (29) 71 2/24/73

### Most Personal Fouls

33 Illinois (33) 81, Iowa (29) 84 1/15/77

### Most Men Fouled Out

4 Illinois (4) 81, Iowa (1) 84 1/15/77

### Highest Winning Score

126 Illinois 126, Long Island 78 3/10/82

### Highest Losing Score

89 Illinois 89, Indiana 112 2/24/75

### Widest Victory Margin

56 Illinois 109, Illinois-Chicago 53 12/11/87

### Longest Winning Streak

31 1/15/84 to 1/4/86

### Longest Losing Streak

4 2/16/71 thru 3/9/71 4 2/17/79 thru 12/4/79  
 4 1/12/74 thru 2/18/74 4 1/28/88 thru 2/8/88  
 4 1/18/75 thru 2/3/75

## Individual — Single Game

### Most Points by an Illinois player

46 Andy Kaufmann vs. Wisconsin-Milwaukee 12/3/90

### Most Points by an Opponent

50 Von McDade (Wisconsin-Milwaukee) 12/3/90

### Most Field Goals

19 Rudy Tomjanovich (Michigan) (19-27) 2/22/69

### Most Field Goal Attempts

44 Von McDade (Wisconsin-Milwaukee) (15-44) 12/3/90

### Best Field Goal Accuracy (10 att. min.)

1.000 Derek Harper (Illinois), vs. Mich. State (11-11) 2/19/83

Ken Norman (Illinois) vs. Houston (10-10) 12/14/85

### Most Free Throws

17 Wayne Radford (Indiana) vs. Illinois (17-19) 3/2/78

### Best Free Throw Accuracy (10 att. min.)

1.000 C. J. Kupec (Michigan) (14-14) 1/2/75

### Most Rebounds

23 Joe Franklin (Wisconsin) 12/19/66

23 Nick Weatherspoon (Illinois) vs. Michigan 3/2/71

### Most Assists

14 Quinn Buckner (Indiana) 2/18/74

ILLINOIS BASKETBALL  
A RICH TRADITION



## Team Lows — Illinois

<b>Fewest Points, Game</b>		
44	Illinois 44, Purdue 52	2/18/82
<b>Fewest Points, One Half</b>		
12	(1st Half) Illinois (12) 44, Purdue (16) 52	2/18/82
<b>Fewest Field Goals</b>		
14	Illinois (14-33) 47, Illinois St. (16-36) 40	12/15/79
<b>Fewest Field Goal Attempts</b>		
33	Illinois (14-33) 47, Illinois St. (16-36) 40	12/15/79
<b>Worst Field Goal Accuracy</b>		
.234	Illinois (15-64) 64, Ohio State (25-65) 62	2/19/72
<b>Fewest Free Throws</b>		
2	Illinois (2-7) 46, Houston (14-22) 54	12/9/67
2	Illinois (2-10) 64, Northwestern (23-29) 71	3/1/79
<b>Fewest Free Throw Attempts</b>		
5	Illinois (4-5) 64, NC-Charlotte (8-17) 68	11/25/77
5	Illinois (3-5) 59, Iowa (10-14) 60	1/4/86
<b>Worst Free Throw Accuracy</b>		
.200	Illinois (2-10) 64, Northwestern (23-29) 71	3/1/79
<b>Fewest Rebounds</b>		
15	Illinois (15) 54, Kentucky (25) 56	12/24/83
<b>Fewest Assists</b>		
5	Illinois (5) 64, Ohio State (16) 62	2/19/72
<b>Fewest Turnovers</b>		
3	Illinois (3) 103, Georgia Tech (21) 92	1/22/89
<b>Fewest Personal Fouls</b>		
4	Illinois (4) 74, Wisconsin-Green Bay (12) 34	12/4/85
<b>Lowest Winning Score</b>		
46	Illinois 46, Michigan State 40	1/26/84
<b>Lowest Losing Score</b>		
44	Illinois 44, Purdue 52	2/18/82

## Team Lows - Opponents

<b>Fewest Points, Game</b>		
34	Wisconsin-Green Bay 34, Illinois 84	12/4/86
<b>Fewest Points, One Half</b>		
10	(1st Half) S. Mississippi (10) 47, Illinois (40) 78	12/3/84
<b>Fewest Field Goals</b>		
13	Northwestern (13-48) 46, Illinois (31-51) 72	1/18/86
<b>Fewest Field Goal Attempts</b>		
33	North Dakota (15-33) 51, Illinois (38-89) 83	12/9/68
<b>Worst Field Goal Accuracy</b>		
.265	S. Carolina St. (22-83) 47, Illinois (37-66) 83	12/15/84
<b>Fewest Free Throws</b>		
1	Michigan St. (1-7) 55, Illinois (7-10) 57	1/11/79
1	Minnesota (1-1) 53, Illinois (8-11) 80	1/5/84
1	Minnesota (1-4) 50, Illinois (8-15) 86	2/11/88
<b>Fewest Free Throw Attempts</b>		
1	Minnesota (1-1) 53, Illinois (8-11) 80	1/5/84
<b>Worst Free Throw Accuracy</b>		
.143	Michigan St. (1-7) 55, Illinois (7-10) 57	1/11/79
<b>Fewest Rebounds</b>		
14	Indiana (14) 53, Illinois (29) 70	3/4/84
<b>Fewest Assists</b>		
1	Iowa (1) 50, Illinois 53	1/28/91
<b>Fewest Turnovers</b>		
	SIX OCCASIONS	
<b>Fewest Personal Fouls</b>		
7	Michigan (7) 75, Illinois (16) 74	3/2/71
<b>Lowest Winning Score</b>		
51	Ohio State 51, Illinois 50 (ot)	1/14/82
<b>Lowest Losing Score</b>		
34	Wisconsin-Green Bay 34, Illinois 84	12/4/85

## Team Highs — Opponents

<b>Most Points, Game</b>		
116	Illinois 120, Wisconsin-Milwaukee 116, 20T	12/3/90
<b>Most Points, One Half</b>		
62	Iowa (second half) 85, Illinois (70) 118	3/4/90
<b>Most Field Goals</b>		
47	Indiana (47-82) 112, Illinois (38-80) 89	2/24/75
<b>Most Field Goal Attempts</b>		
100	Chicago State (34-100) 78, Illinois (32-61) 92	12/4/86
<b>Best Field Goal Accuracy</b>		
.654	Northwestern (34-52) 85, Illinois (32-70) 70	3/9/71
<b>Most Three-Point Goals</b>		
15	Wisconsin-Milwaukee (15-41) 116, Illinois (8-13) 120, 20T	12/3/90
<b>Most Three-Point Field Goal Attempts</b>		
41	Wisconsin-Milwaukee (15-41) 116, Illinois (8-13) 120, 20T	12/3/90
<b>Best Three-Point Field Goal Accuracy</b>		
.600	Wisconsin (6-10) 59, Illinois (1-1) 73	1/4/90
<b>Most Free Throw Attempts</b>		
45	Iowa (32-45) 84, Illinois (25-31) 81	1/15/77
<b>Best Free Throw Accuracy (7 att. min.)</b>		
1.000	Ohio State (10-10) 68, Illinois (21-27) 79	2/17/73
<b>Most Rebounds</b>		
71	Michigan (71) 75, Illinois (55) 70	1/11/72
<b>Most Assists</b>		
31	Indiana (31) 112, Illinois (27) 89	2/24/75
<b>Most Turnovers</b>		
34	Rice (34) 64, Illinois (13) 106	12/22/75
<b>Most Personal Fouls</b>		
34	Tulane (34) 78, Illinois (25) 99	12/3/73
34	Iowa (34) 85, Illinois (13) 106	3/4/90
<b>Most Men Fouled Out</b>		
4	West Virginia (4) 86, Illinois (1) 96	12/11/65
4	Northwestern (4) 83, Illinois (3) 93	2/4/67
4	Tulane (4) 78, Illinois (1) 99	12/3/73
<b>Highest Winning Score</b>		
112	Indiana 112, Illinois 89	2/24/75
<b>Highest Losing Score</b>		
116	Illinois 120, Wisconsin-Milwaukee 116, 20T	12/3/90
<b>Widest Victory Margin</b>		
24	Michigan 101, Illinois 77	2/2/74





## Team Highs - Both Teams

<b>Most Points, Game</b>		
236	Illinois 120, Wisconsin-Milwaukee 116, 20T	12/3/90
<b>Most Points, One Half</b>		
132	(2nd half) Illinois (70) 118, Iowa (62) 85	3/4/90
<b>Most Field Goals</b>		
92	Illinois (46-84) 113, Arizona (46-90) 107	11/28/77
<b>Most Field Goal Attempts</b>		
180	Illinois (41-91) 100, Minnesota (38-89) 89	2/19/66
<b>Best Field Goal Accuracy</b>		
.570	Illinois (46-69) 118, Ohio St. (31-66) 86	2/17/88
<b>Most Free Throws</b>		
57	Iowa (32-45) 84, Illinois (25-31) 81	1/15/77
<b>Most Free Throw Attempts</b>		
88	Illinois (25-50) 79, Northwestern (31-38) 73	3/4/63
<b>Best Free Throw Accuracy</b>		
.913	Illinois (25-26) 81, Northwestern (17-20) 71	1/5/80
<b>Most Rebounds</b>		
126	Michigan (71) 75, Illinois (55) 70	1/11/72
<b>Most Assists</b>		
63	Illinois (41) 113, Butler (22) 102	12/1/70
<b>Most Turnovers</b>		
55	Illinois (26) 81, Michigan State (29) 71	2/24/73
<b>Most Personal Fouls</b>		
62	Iowa (29) 84, Illinois (33) 81	1/15/77
<b>Most Men Fouled Out</b>		
7	Illinois (3) 93, Northwestern (4) 83	2/4/67

## Team Lows - Both Teams

<b>Fewest Points, Game</b>		
86	Illinois 46, Michigan State 40	1/26/84
<b>Fewest Points, One Half</b>		
26	(2nd) Ohio State (12) 51, Illinois (14) 50	1/14/82
<b>Fewest Field Goals</b>		
30	Illinois (14-33) 47, Illinois St. (16-36) 40	12/15/79
<b>Fewest Field Goal Attempts</b>		
69	Illinois (14-33) 47, Illinois St. (16-36) 40	12/15/79
<b>Worst Field Goal Accuracy</b>		
.310	Illinois (15-64) 64, Ohio St. (25-65) 62	2/19/72
<b>Fewest Free Throws</b>		
8	Illinois (7-10) 57, Michigan State (1-7) 55	1/11/79
<b>Fewest Free Throw Attempts</b>		
14	Illinois (8-12) 84, Wisconsin-Green Bay (2-2) 34	12/4/85
<b>Worst Free Throw Accuracy</b>		
.417	Illinois (11-26) 57, Creighton (9-22) 51	12/13/69
<b>Fewest Rebounds</b>		
40	Illinois (15) 54, Kentucky (25) 56	12/24/84
<b>Fewest Assists</b>		
15	Illinois (6) 80, Valparaiso (9) 62	12/4/72
<b>Fewest Turnovers</b>		
13	Illinois (5) 81, Wisconsin (8) 57 3/10/84	
<b>Fewest Personal Fouls</b>		
16	Illinois (4) 84, Wisconsin-Green Bay 34	12/4/85



Nick Weatherspoon holds the Assembly Hall record for most rebounds in a game with 23 vs. Michigan in 1971.

ILLINOIS BASKETBALL  
A RICH TRADITION

# ILLINOIS RECORD VS. OPPONENTS



1991-92 opponent in bold

	Opponent	Games	Won	Lost	Home	Away		Opponent	Games	Won	Lost	Home	Away	
<b>A</b>	Alabama	2	1	1	1-0	0-1		Camp Grant	1	0	1	0-0	0-1	
	Alabama-Birmingham	1	0	1	0-0	0-1		Grambling	1	1	0	0-0	1-0	
	Alaska-Anchorage	1	1	0	0-0	1-0		Great Lakes	10	6	4	3-2	3-2	
	Ames	1	1	0	0-0	1-0		<b>H</b>	Harvard	2	2	0	2-0	0-0
	American	1	1	0	0-0	1-0			Hawaii	2	2	0	0-0	2-0
	Arizona	5	3	2	2-0	1-2			Hawaii Armed Forces All-Stars	1	1	0	0-0	1-0
	Arizona State	3	2	1	1-0	1-1			Hawaii-Loa	1	1	0	0-0	1-0
	Arkansas	1	1	0	1-0	0-0			Houston	5	3	2	1-1	2-1
	Arkansas Athletic Club	1	1	0	1-0	0-0		<b>I</b>	Idaho State	1	1	0	0-0	1-0
	Arkansas-Little Rock	2	2	0	2-0	0-0			Illinois-Chicago	3	2	1	2-1	0-0
	Army	5	3	2	1-0	2-2			Illinois State	5	5	0	4-0	1-0
	Auburn	1	1	0	1-0	0-0			Illinois Wesleyan	8	7	1	5-1	2-0
	Augustana	2	2	0	0-0	2-0			Indiana	125	60	65	37-28	23-37
	Austin Peay	2	1	1	1-0	0-1		Indiana State	1	1	0	1-0	0-0	
	<b>B</b>	Ball State	1	1	0	0-0	0-0		Iona	1	1	0	0-0	1-0
		Baylor	2	2	0	1-0	1-0		Iowa	110	55	55	43-13	12-42
Beaumont YMCA		1	1	0	0-0	1-0		Iowa State	11	10	1	5-0	5-1	
Birmingham Athletic Club		1	1	0	0-0	1-0		<b>J</b>	Jacksonville (Fla.)	1	0	1	0-0	0-1
Bowling Green		3	3	0	1-0	2-0			<b>K</b>	Kansas	1	1	0	0-0
Bradley		11	8	3	6-2	2-1		Kansas Aggies		1	1	0	1-0	0-0
Brigham Young		5	3	2	2-0	1-2		Kansas State		5	3	2	2-0	1-1
Butler		37	29	8	25-4	4-4		Kent State		3	3	0	2-0	1-0
<b>C</b>		Cairo Athletic Club	1	1	0	0-0	1-0			Kentucky	12	4	8	2-1
		California	7	3	4	1-0	2-4		Kentucky State	1	1	0	1-0	0-0
	Cal Poly (SLO)	1	1	0	1-0	0-0		Knox	4	4	0	2-0	2-0	
	Cal St.-Chico	1	1	0	1-0	0-0		<b>L</b>	Lombard	1	1	0	1-0	0-0
	Cal St.-Northridge	1	1	0	1-0	0-0			Long Beach State	2	1	1	1-0	0-1
	Carleton	2	2	0	2-0	0-0			Louisiana State	2	2	0	1-0	1-0
	Carroll	2	2	0	2-0	0-0			Louisville	1	1	0	0-0	1-0
	Centenary	1	1	0	1-0	0-0			Loyola (Chicago)	12	9	3	6-0	3-3
	Champaign High School	1	1	0	1-0	0-0		Loyola (Los Angeles)	1	1	0	1-0	0-0	
	Chanute AFB	3	2	1	1-1	1-0		Loyola (New Orleans)	3	2	1	1-0	0-0	
	Chicago	68	39	29	22-12	17-17		<b>M</b>	Manhattan	3	3	0	0-0	3-0
	Chicago State	3	3	0	3-0	0-0			Marquette	12	9	3	6-1	3-2
	Chicago YMCA	1	0	1	0-0	0-1			Maryland	1	1	0	0-0	1-0
	Cincinnati	2	1	1	0-0	1-1			McNeese State	1	1	0	0-0	0-0
	Cleveland State	1	1	0	1-0	0-0			Melbourne (Australia)	2	2	0	2-0	0-0
	Coe	2	1	1	1-1	0-0			Memphis YMCA	1	1	0	0-0	1-0
	Colgate	3	3	0	2-0	1-0			Memphis State	2	2	0	0-0	2-0
	Colorado	4	3	1	2-0	1-1			Metro State	2	2	0	2-0	0-0
	Columbia	3	3	0	2-0	1-0			Mexico	2	2	0	2-0	0-0
	Columbus YMCA	1	1	0	0-0	1-0			Miami (Fla.)	1	1	0	0-0	1-0
	Connecticut State	1	1	0	1-0	0-0			Miami (Ohio)	4	4	0	3-0	1-0
	Cornell	5	4	1	4-1	0-0			Michigan	120	64	56	41-19	23-36
	Creighton	6	5	0	4-0	2-0			Michigan State	71	38	33	24-12	13-21
<b>D</b>	Dayton	5	3	2	3-0	3-0			Millikin	15	14	1	8-1	6-0
	Decatur YMCA	2	2	0	0-0	2-0			Minnesota	141	88	53	55-15	32-37
	Denver	1	1	0	1-0	0-0		Mississippi	2	2	0	2-0	0-0	
	DePaul	17	11	6	6-3	5-3		Mississippi Valley State	1	1	0	1-0	0-0	
	DePauw	10	8	2	8-2	0-0		Missouri	21	16	5	5-1	11-4	
	Detroit	8	7	1	6-0	1-1		Missouri-St. Louis	1	1	0	1-0	0-0	
	Drake	5	4	1	3-0	1-1		Mobile YMCA	1	1	0	0-0	1-0	
	Duke	1	1	0	0-0	1-0		Monmouth College	1	1	0	1-0	0-0	
	Duquesne	3	2	1	1-0	1-1		Montgomery	1	0	1	0-0	0-1	
	<b>E</b>	Eastern Illinois	2	2	0	2-0	0-0		Mount Vernon	1	1	0	0-0	1-0
Eastern Kentucky		1	1	0	1-0	0-0		Murray State	1	1	0	1-0	0-0	
Evanston YMCA Reds		5	2	3	0-0	2-3		<b>N</b>	Nebraska	8	6	2	4-1	2-1
<b>F</b>	Fairfield	1	1	0	0-0	1-0			Nevada-Las Vegas	1	1	0	0-0	1-0
	Florida	4	4	0	1-0	3-0			New Mexico	1	1	0	1-0	0-0
	Fort Worth YMCA	2	2	0	0-0	2-0			New Mexico State	2	2	0	1-0	1-0
Furman	2	1	1	1-0	0-1		New York University		3	3	0	1-0	2-3	
<b>G</b>	Galveston YMCA	1	1	0	0-0	1-0			North Carolina	3	1	2	1-1	0-1
	Georgetown	1	1	0	0-0	1-0			North Carolina-Charlotte	1	0	1	0-1	0-0
	Georgia	4	4	0	2-0	2-0			North Carolina State	2	2	0	0-0	2-2
	Georgia Southern	1	1	0	1-0	0-0			Northeastern	1	1	0	0-0	1-0
	Georgia Tech	6	5	1	1-0	3-1								

ILLINOIS BASKETBALL  
A RICH TRADITION





	Opponent	Games	Won	Lost	Home	Away
	Northwestern College	2	2	0	2-0	0-0
	<b>Northwestern</b>	<b>127</b>	<b>97</b>	<b>30</b>	<b>50-11</b>	<b>47-19</b>
	North Dakota	5	5	0	5-0	0-0
	North Dakota State	2	2	0	2-0	0-0
	Northern Michigan	2	2	0	2-0	0-0
	Notre Dame	39	27	12	12-1	15-11
<b>O</b>	Oberlin	1	1	0	1-0	0-0
	Ohio	4	4	0	4-0	0-0
	<b>Ohio State</b>	<b>133</b>	<b>81</b>	<b>52</b>	<b>48-19</b>	<b>33-33</b>
	Oklahoma	18	13	5	8-1	5-4
	Oklahoma A&M	3	2	1	0-1	2-0
	Old Dominion	1	1	0	0-0	0-0
	Oregon	2	2	0	0-0	2-0
	Oregon State	3	3	0	2-0	1-0
	College of the Ozarks	1	1	0	0-0	1-0
<b>P</b>	College of Pacific	1	1	0	1-0	0-0
	Peoria Tigers	1	1	0	0-0	1-0
	Peoria YMCA	1	1	0	0-0	1-0
	<b>Penn State</b>	<b>2</b>	<b>0</b>	<b>2</b>	<b>0-0</b>	<b>0-2</b>
	Pennsylvania	4	4	0	2-0	2-0
	Pittsburgh	5	4	1	2-1	2-0
	Princeton	5	4	1	4-0	0-1
	Providence	1	0	1	0-0	0
	<b>Purdue</b>	<b>139</b>	<b>68</b>	<b>71</b>	<b>47-23</b>	<b>21-48</b>
<b>R</b>	Rice	2	2	0	1-0	1-0
	Riverside	1	1	0	1-0	0-0
	Rose Poly	2	2	0	1-0	1-0
<b>S</b>	Santa Clara	1	1	0	0-0	1-0
	St. John's University	3	1	2	0-0	1-2
	St. Joseph (Penn)	1	0	1	0-0	0-1
	St. Louis	14	10	4	6-2	4-2
	St. Mary's (Calif.)	1	1	0	1-0	0-0
	San Francisco	1	1	0	1-0	0-0
	San Jose State	2	2	0	2-0	0-0
	Shelbyville Business College	1	1	0	0-0	1-0
	<b>South Carolina</b>	<b>3</b>	<b>2</b>	<b>1</b>	<b>1-0</b>	<b>1-1</b>
	South Carolina State	1	1	0	1-0	0-0
	South Dakota	1	1	0	1-0	0-0
	Southern California	7	1	6	1-1	0-5
	Southern Illinois (Carbondale)	1	1	0	1-0	0-0
	Southern Illinois (Edwardsville)	1	1	0	1-0	0-0
	Stanford	6	4	2	3-0	1-2
	Syracuse	2	2	0	0-0	1-0
<b>T</b>	<b>Temple</b>	<b>4</b>	<b>2</b>	<b>2</b>	<b>1-0</b>	<b>1-2</b>
	Temple YMCA	1	1	0	0-0	1-0
	Tennessee	3	1	2	1-0	0-2
	Tennessee Tech	1	1	0	1-0	0-0
	Texas-Arlington	1	1	0	1-0	0-0
	Texas-El Paso	1	1	0	1-0	0-0
	Texas A & M	3	3	0	1-0	2-0
	Texas Christian	2	2	0	1-0	1-0
	Texas-San Antonio	1	1	0	0-0	1-0
	Toledo	4	1	3	0-0	1-3
	Tulane	5	4	1	2-1	2-0
	Tulsa	1	1	0	0-0	0-0
<b>U</b>	UCLA	7	2	5	2-1	0-4
	Utah	2	1	1	0-0	1-1
	Utah State	2	2	0	2-0	0-0
<b>V</b>	Valparaiso	3	3	0	3-0	0-0
	Vanderbilt	5	3	2	2-0	1-1
	Villanova	6	3	3	0-0	3-3
<b>W</b>	Wabash	10	7	3	6-2	1-1
	Waco YMCA	1	1	0	0-0	1-0
	<b>Washington</b>	<b>4</b>	<b>1</b>	<b>3</b>	<b>0-0</b>	<b>1-3</b>
	Washington (St. Louis)	15	12	3	9-1	3-2
	Washington State	5	4	1	4-0	0-1
	West Kentucky	1	1	0	1-0	0-0
	West Texas State	1	1	0	1-0	0-0
	West Virginia	4	3	1	1-0	2-1

	Opponent	Games	Won	Lost	Home	Away
	Western Illinois	1	1	0	1-0	0-0
	Western Michigan	2	2	0	1-0	1-0
	Wheaton	2	1	1	1-0	0-1
	William & Mary	1	1	0	0-0	1-0
	Wichita State	1	1	0	0-0	1-0
	<b>Wisconsin</b>	<b>146</b>	<b>91</b>	<b>55</b>	<b>56-15</b>	<b>35-40</b>
	Wisconsin-Green Bay	2	2	0	2-0	0-0
	Wisconsin-Milwaukee	1	1	0	1-0	0-0
	Wright Field	1	0	1	0-1	0-0
	Wyoming	1	1	0	0-0	1-0
<b>X</b>	Xavier	1	1	0	1-0	0-0
<b>Y</b>	Yale	1	1	0	0-0	1-0



Rennie Clemons' last-second shot helped Illinois defeat Minnesota, 67-66, Jan. 10, 1991, at the Assembly Hall.

ILLINOIS BASKETBALL  
A RICH TRADITION

# T TEAM STATISTICS



	1905-06	1906-07	1907-08	1908-09	1909-10	1910-11	1911-12	1912-13	1913-14	1914-15	1915-16
G	14 14	11 11	26 26	14 14	9 9	12 12	16 16	16 16	13 13	16 16	16 16
FG											
FGA											
FG%											
3P											
3PA											
3P%											
FT											
FTA											
FT%											
Reb.											
Avg.											
PF											
DQ											
Pts.	363 431	223 412	879 603	407 268	193 177	258 241	413 289	353 246	338 226	444 208	405 294
Ave.	25.9 30.8	20.2 37.5	33.8 23.2	29.1 19.1	21.4 19.7	21.5 20.1	25.8 18.1	22.1 15.4	26.0 17.4	27.8 13.0	25.3 18.4
HG	71 51	38 50	92 46	93 28	34 28	32 33	48 35	52 21	46 29	52 19	36 34
A											
TO											
BK											
STL											





	1916-17	1917-18	1918-19	1919-20	1920-21	1921-22	1922-23	1923-24	1924-25	1925-26	1926-27
<b>G</b>	16	15	14	13	18	19	15	17	17	17	17
	16	15	14	13	18	19	15	17	17	17	17
<b>FG</b>											
<b>FGA</b>											
<b>FG%</b>											
<b>3P</b>											
<b>3PA</b>											
<b>3P%</b>											
<b>FT</b>											
<b>FTA</b>											
<b>FT%</b>											
<b>Reb.</b>											
<b>Avg.</b>											
<b>PF</b>											
<b>DQ</b>											
<b>Pts.</b>	449	386	280	391	449	596	393	443	447	398	525
<b>Ave.</b>	28.1	25.7	20.0	30.1	24.9	31.4	26.2	26.0	26.3	23.4	30.9
	17.6	20.9	21.5	23.5	23.5	27.7	24.9	20.2	23.5	24.1	27.8
<b>HG</b>	52	40	37	43	46	49	41	38	37	35	46
	28	35	36	36	32	39	38	36	34	33	39
<b>A</b>											
<b>TO</b>											
<b>BK</b>											
<b>STL</b>											

ILLINOIS BASKETBALL  
A RICH TRADITION



	1927-28	1928-29	1929-30	1930-31	1931-32	1932-33	1933-34	1934-35	1935-36	1936-37	1937-38
G	17 17	17 17	16 16	17 17	17 17	18 18	19 19	20 20	19 19	18 18	18 18
FG	114* 154*	107* 125*	105* 98*	136* 96*	120* 106*	128* 110*	124* 121*	162* 138*	255 130*	256 161*	275 136*
FGA											
FG%											
3P											
3PA											
3P%											
FT	82* 105*	93* 82*	74* 77*	67* 107*	89* 88*	94* 107*	76* 92*	115* 100*	124 82*	170 69*	156 86*
FTA											
FT%											
Reb.											
Avg.											
PF	142* 124*	122* 115*	122* 127*	162* 120*	149* 147*	160* 147*	136* 123*	136* 157*	117* 137*	117* 160*	134* 141*
DQ											
Pts.	492 556	491 472	380 374	489 372	485 402	526 431	549 508	704 590	634 510	686 583	707 669
Ave.	28.9 32.7	28.9 27.8	23.8 23.4	28.8 21.9	28.5 23.6	29.2 23.9	28.9 26.7	35.2 29.5	33.4 26.8	38.1 32.4	39.3 37.2
HG	41 52	46 37	32 35	45 35	44 34	44 34	38 36	55 42	48 42	51 61	60 51
A											
TO											
BK											
STL											

NOTE: \* Conference Games Only





	1938-39	1939-40	1940-41	1941-42	1942-43	1943-44	1944-45	1945-46	1946-47	1947-48	1948-49
<b>G</b>	19 19	20 20	20 20	23 23	18 18	20 20	20 20	21 21	20 20	20 20	25 25
<b>FG</b>	282 136*	312 163*	330 180*	410 220*	437 271	386 357	416 359	441 337	447 323	485 344	651 514
<b>FGA</b>									1663 1331	1727 1415	2152 1832
<b>FG%</b>									.269 .243	.281 .243	.303 .281
<b>3P</b>											
<b>3PA</b>											
<b>3P%</b>											
<b>FT</b>	175 86*	195 121*	215 144*	223 127*	165 125	178 136	212 202	234 221	233 217	264 276	403 388
<b>FTA</b>					270 222	316 231	382 372	401 416	392 400	467 475	666 584
<b>FT%</b>					.611 .563	.563 .593	.555 .540	.584 .531	.594 .542	.565 .581	.605 .664
<b>Reb.</b>											
<b>Avg.</b>											
<b>PF</b>	134* 141*	228* 195*	190* 197*	168* 201*	181 211	209 265	330 326	315 178	350 330	421 401	509 533
<b>DQ</b>											
<b>Pts.</b>	739 580	819 664	875 793	1043 883	1039 667	950 850	1043 920	1117 895	1127 863	1234 964	1705 1416
<b>Ave.</b>	38.9 30.5	41.0 33.2	43.8 39.7	45.3 38.4	57.7 37.1	47.5 42.5	52.2 46.0	53.2 42.6	56.4 43.2	61.7 48.2	68.2 56.6
<b>HG</b>	61 41	60 62	56 53	63 50	92 53	69 56	77 65	85 67	94 58	98 70	96 76
<b>A</b>											
<b>TO</b>											
<b>BK</b>											
<b>STL</b>											

NOTE: \* Conference Games Only

ILLINOIS BASKETBALL  
A RICH TRADITION



	1949-50	1950-51	1951-52	1952-53	1953-54	1954-55	1955-56	1956-57	1957-58	1958-59	1959-60
G	22 22	27 27	26 26	22 22	22 22	22 22	22 22	22 22	22 22	22 22	23 23
FG	509 468	715 658	679 586	657 493	605 465	684 521	731 551	708 652	695 679	742 644	716 664
FGA	1621 1666	2056 2095	2007 1916	1823 1516	1670 1357	1764 1504	1836 1566	1778 1675	1795 1708	1817 1594	1729 1696
FG%	.314 .281	.348 .314	.338 .306	.361 .316	.362 .343	.389 .346	.398 .352	.398 .389	.387 .397	.408 .403	.414 .391
3P											
3PA											
3P%											
FT	366 363	491 374	487 427	461 467	468 493	440 515	534 574	435 431	356 364	331 447	399 441
FTA	627 611	747 565	779 661	691 727	690 740	671 789	725 813	620 632	503 515	517 671	562 654
FT%	.584 .594	.657 .662	.612 .646	.671 .642	.678 .666	.656 .653	.737 .706	.702 .681	.708 .707	.640 .666	.710 .675
Reb.										1179 1256	1128 1293
Avg.										53.4 57.1	49.0 56.2
PF	500 517	508 643	614 661	474 451	491 513	477 394	475 535	440 414	369 360	457 377	479 432
DQ											
Pts.	1384 1299	1921 1690	1865 1599	1775 1453	1678 1423	1808 1557	1996 1678	1851 1735	1746 1722	1815 1173	1831 1769
Ave.	62.9 59.0	71.1 62.6	71.7 61.5	80.7 66.0	76.3 64.7	82.2 70.8	90.7 76.3	84.1 78.9	79.4 78.3	82.5 53.3	79.6 76.9
HG	76 83	89 91	95 74	96 91	90 84	104 92	111 96	112 102	102 98	103 102	96 109
A											
TO											
BK											
STL											





	1960-61	1961-62	1962-63	1963-64	1964-65	1965-66	1966-67	1967-68	1968-69	1969-70	1970-71
<b>G</b>	24 24	23 23	26 26	24 24	24 24	24 24	24 24	24 24	24 24	24 24	23 23
<b>FG</b>	705 725	712 737	855 755	786 765	899 754	830 799	802 843	602 593	768 642	735 679	742 708
<b>FGA</b>	1722 1813	1645 1772	1892 1983	1853 1817	1871 1937	1905 1817	1846 1825	1500 1361	1708 1449	1563 1597	1629 1577
<b>FG%</b>	.409 .400	.433 .416	.452 .381	.424 .421	.480 .389	.435 .439	.434 .461	.401 .436	.450 .443	.470 .424	.455 .449
<b>3P</b>											
<b>3PA</b>											
<b>3P%</b>											
<b>FT</b>	422 413	459 314	491 481	444 399	415 399	436 431	462 385	337 373	466 424	359 355	383 415
<b>FTA</b>	589 649	618 478	670 657	663 609	591 564	617 601	697 556	526 565	663 581	568 537	572 591
<b>FT%</b>	.716 .636	.727 .657	.733 .732	.670 .644	.703 .708	.709 .717	.663 .693	.641 .644	.703 .730	.632 .661	.670 .702
<b>Reb.</b>	1228 1260	1154 1137	1349 1271	1262 1266	1278 1218	1243 1199	1214 1218	990 1055	1144 957	1076 1059	1061 1069
<b>Avg.</b>	51.2 53.3	50.2 49.4	51.9 48.9	52.6 53.6	53.3 50.8	51.8 50.0	50.6 50.8	41.3 43.9	47.7 39.9	44.9 44.1	46.1 46.1
<b>PF</b>	481 424	382 452	501 491	467 498	426 454	464 464	437 501	461 424	455 489	436 435	449 427
<b>DQ</b>											
<b>Pts.</b>	1832 1863	1883 1788	2201 1991	2016 1929	2213 1897	2098 2029	2066 2071	1541 1561	2002 1708	1829 1713	1867 1831
<b>Ave.</b>	76.3 77.6	81.9 77.7	84.7 76.6	84.0 80.4	92.2 79.0	87.4 84.5	86.1 86.3	64.2 65.0	83.4 71.2	75.9 71.4	81.1 79.6
<b>HG</b>	99 96	101 104	106 103	104 110	121 105	120 109	99 120	75 95	105 88	101 102	124 105
<b>A</b>											
<b>TO</b>											
<b>BK</b>											
<b>STL</b>											

ILLINOIS BASKETBALL  
A RICH TRADITION



	1971-72	1972-73	1973-74	1974-75	1975-76	1976-77	1977-78	1978-79	1979-80	1980-81	1981-82
<b>G</b>	24 24	24 24	23 23	26 26	27 27	30 30	37 37	39 39	35 35	29 29	29 29
<b>FG</b>	694 761	765 779	693 826	722 809	765 739	855 782	847 797	891 738	1040 909	916 755	768 667
<b>FGA</b>	1645 1726	1730 1757	1571 1662	1714 1770	1619 1672	1802 1662	1857 1683	1908 1828	2160 2080	1799 1724	1620 1510
<b>FG%</b>	.422 .441	.442 .443	.441 .497	.421 .457	.473 .442	.474 .471	.456 .474	.467 .404	.481 .437	.509 .438	.474 .442
<b>3P</b>											
<b>3PA</b>											
<b>3P%</b>											
<b>FT</b>	489 367	364 310	371 377	401 374	329 388	338 521	350 477	310 670	534 551	422 438	378 382
<b>FTA</b>	689 522	513 467	509 474	546 553	460 530	480 740	498 684	454 681	739 780	577 608	533 547
<b>FT%</b>	.709 .703	.709 .663	.729 .711	.734 .676	.715 .732	.704 .704	.703 .697	.683 .690	.723 .706	.731 .720	.709 .698
<b>Reb.</b>	1152 1119	1066 1183	902 1085	1044 1219	996 1064	1094 1094	1133 1118	1238 1097	1344 1244	1120 926	960 937
<b>Avg.</b>	48.0 46.6	44.4 49.3	39.2 47.2	40.2 47.0	36.9 39.4	36.5 36.5	42.0 41.4	41.3 36.6	38.4 35.5	38.6 31.9	33.1 32.3
<b>PF</b>	426 483	475 491	505 514	553 526	521 516	660 561	617 516	619 530	705 701	559 530	499 523
<b>DQ</b>	24 16	19 22	13 18	30 20	26 28	25 20	25 14	21	17	20	21
<b>Pts.</b>	1877 1889	1849 1868	1757 1989	1845 1992	1859 1866	2048 2085	2044 2071	2092 1948	2614 2369	2254 1948	1914 2369
<b>Ave.</b>	78.2 78.7	78.9 77.8	76.4 86.5	71.0 76.6	68.9 69.1	68.3 69.5	75.5 76.7	69.7 64.9	74.7 67.7	77.7 67.2	66.0 59.2
<b>HG</b>	96 105	100 99	99 107	96 114	106 90	89 87	113 107	109 82	105 87	106 84	126 83
<b>A</b>			244 347	390 484	427 413	459 405	398 398	473 338	618 479	547 407	435 366
<b>TO</b>						430 438	414 456	473 472	505 556	397 419	306 421
<b>BK</b>							65 81	162 56	119 86	120 65	114 74
<b>STL</b>								216 253	215 181	187 166	194 147

ILLINOIS BASKETBALL...  
A RICH TRADITION





	1982-83	1983-84	1984-85	1985-86	1986-87	1987-88	1988-89	1989-90	1990-91
<b>G</b>	32 32	31 31	35 35	32 32	31 31	33 33	36 36	29 29	31 31
<b>FG</b>	866 822	836 712	974 832	990 779	956 814	1067 881	1200 1027	860 766	861 853
<b>FGA</b>	1825 1803	1655 1617	2005 1989	1828 1715	1865 1823	2107 1958	2340 2228	1803 1767	1800 1925
<b>FG%</b>	.475 .456	.505 .440	.486 .418	.542 .454	.513 .447	.506 .450	.513 .461	.477 .434	.478 .443
<b>3P</b>					112 100	39 118	136 158	109 118	101 162
<b>3PA</b>					223 264	140 291	320 450	287 380	265 458
<b>3P%</b>					.461 .379	.279 .405	.425 .351	.380 311	.381 .354
<b>FT</b>	420 390	433 313	462 337	350 399	464 454	552 460	574 438	539 454	580 473
<b>FTA</b>	624 561	618 422	653 503	475 529	649 654	827 666	817 614	725 651	850 688
<b>FT%</b>	.673 .695	.701 .742	.708 .670	.737 .754	.715 .694	.667 .691	.703 .713	.743 .697	.682 .688
<b>Reb.</b>	1104 1005	1015 845	1271 1102	1041 825	1100 1008	1233 1097	1343 1188	1117 1006	1192 1033
<b>Avg.</b>	34.5 31.4	32.7 27.3	36.3 31.5	32.5 25.8	35.5 32.5	37.4 33.2	37.3 33.0	38.5 34.7	38.5 33.3
<b>PF</b>	573 607	476 566	519 609	505 518	564 621	635 730	627 726	586 625	586 704
<b>DQ</b>	9 27	13 17	13 23	6 15	15 17	12 31	5 32	12 25	12 24
<b>Pts.</b>	2168 2081	2105 1736	2410 2001	2330 1957	2488 2182	2725 2340	3110 2650	2368 2104	2403 2341
<b>Ave.</b>	67.8 65.0	67.9 56.0	68.9 57.2	72.8 61.2	80.3 70.4	82.6 70.9	86.4 73.6	81.7 72.6	77.5 75.5
<b>HG</b>	94 101	99 73	93 76	115 92	99 97	118 103	127 100	118 93	120 116
<b>A</b>	508 450	523 353	630 436	555 379	598 426	582 497	639 527	457 397	446 427
<b>TO</b>	443 455	342 415	452 528	407 438	429 492	500 625	470 611	403 477	536 444
<b>BK</b>	101 93	73 78	113 71	109 65	144 78	113 78	107 68	104 96	123 140
<b>STL</b>	240 203	212 157	262 200	258 184	250 195	310 216	341 213	236 173	198 217

# ALL-TIME GAME-BY-GAME SCORES



(note: all Big Ten Conference games in bold; also Big Ten record in bold)

## 1905-06 (6-8, 3-6)

**Coach:** Elwood Brown  
**Captains:** (elected each game)  
 J 12 71 Champaign High School (Urbana) 4  
 J 20 27 Indiana (Urbana) 24  
 J 27 25 Purdue (Urbana) 19  
 F 2 19 at Minnesota 32  
 F 5 23 Wheaton 21  
 F 8 15 at Evanston Y.M.C.A 51  
 F 9 14 at Chicago 49  
 F 10 28 at Wheaton 37  
 F 14 31 Oberlin 25  
 F 16 7 at Indiana 38  
 F 17 22 at Purdue 48  
 F 24 24 Chicago 21  
 F 28 25 Minnesota 27  
 M 3 32 Wisconsin 35

## 1906-07 (1-10, 0-8)

**Coach:** F.L. Pinckey  
**Captain:** H.V. Juul  
 D 15 38 at Peoria Y.M.C.A. 19  
 J 2 26 at Chicago Y.M.C.A. 31  
 J 12 27 Purdue 32  
 J 19 16 Wisconsin 22  
 J 31 3 at Minnesota 42  
 F 1 13 at Wisconsin 47  
 F 2 20 at Chicago 53  
 F 15 13 at Wabash 50  
 F 16 18 at Purdue 45  
 F 23 20 Chicago 35  
 M 1 29 Minnesota 36

## 1907-08 (20-6, 11-6)

**Coach:** Fletcher Lane  
**Captain:** M.G. Dadant  
 D 19 33 at Decatur Y.M.C.A. 28  
 D 20 36 Washington (St. Louis) 25  
 D 21 92 at Cairo Ath. Club 14  
 D 23 56 at Memphis Y.M.C.A. 8  
 D 25 41 at Ft. Worth Y.M.C.A. 25  
 D 25 32 at Ft. Worth Y.M.C.A. 20  
 D 26 58 at Waco Y.M.C.A. 20  
 D 27 36 at Temple Y.M.C.A. 17  
 D 28 41 at Galveston Y.M.C.A. 21  
 D 30 34 at Beaumont Y.M.C.A. 17  
 J 1 22 at Mobile Y.M.C.A. 21  
 J 2 31 at Columbus Y.M.C.A. 30  
 J 2 21 at Montgomery Y.M.C.A. 31  
 J 3 46 at Birmingham A.C. 24  
 J 4 35 Rose Poly (at Terre Haute) 26  
 J 11 24 at Purdue 23  
 J 18 20 Wisconsin 28  
 J 25 39 Indiana 12  
 F 8 21 Chicago 35  
 F 14 36 at Iowa 46  
 F 15 16 at Minnesota 15  
 F 29 38 Purdue 15  
 M 6 17 at Chicago 42  
 M 7 18 at Northwestern 13  
 M 9 14 at Wisconsin 27  
 M 12 22 Minnesota 20

## 1908-09 (8-6, 5-6)

**Coach:** H.V. Juul  
**Captain:** H.J. Popperfuss  
 D 22 93 at Shelbyville Business College 19  
 D 23 47 at Mt. Vernon 25  
 J 9 30 Indiana 2  
 J 16 28 Wisconsin 19  
 J 22 17 at Minnesota 18  
 J 23 10 at Wisconsin 20  
 F 10 21 Minnesota 20  
 F 13 15 Chicago 17  
 F 17 24 Purdue 18  
 F 26 10 at Chicago 23  
 F 27 35 at Northwestern 4  
 M 5 20 at Purdue 28  
 M 6 13 at Indiana 23

## 1909-10 (5-4)

**Coach:** H.V. Juul  
**Captain:** Carl Watson  
 J 15 16 at Wisconsin 28  
 J 21 34 Wisconsin 14  
 J 29 33 Purdue 17  
 F 5 30 Indiana 20  
 F 8 11 Chicago 21  
 F 26 24 at Chicago 15  
 M 4 10 at Purdue 28  
 M 5 26 at Indiana 12  
 M 9 9 Minnesota 22

## 1910-11 (6-6, 6-5)

**Coach:** T.E. Thompson  
**Captain:** L.S. Bernstein  
 D 31 32 at Evanston Y.M.C.A. 28  
 J 7 32 Indiana 22  
 J 14 17 Chicago 23  
 J 20 18 at Minnesota 17  
 J 21 17 at Wisconsin 20  
 J 28 29 Purdue 33  
 F 17 14 at Indiana 19  
 F 18 25 at Purdue 15  
 F 24 18 at Chicago 19  
 F 25 26 at Northwestern 15  
 M 2 22 Minnesota 12  
 M 11 21 Wisconsin 18

## 1911-12 (8-8, 4-8)

**Coach:** T.E. Thompson  
**Captain:** W.H. Woolston  
 D 16 48 Millikin 8  
 D 29 43 at Evanston Reds 8  
 D 30 37 at Evanston Reds 7  
 J 5 44 Ill. Wesleyan 12  
 J 12 16 at Minnesota 22  
 J 14 10 at Wisconsin 27  
 J 20 21 Chicago 22  
 J 27 20 Purdue 35  
 F 6 14 at Purdue 28  
 F 7 24 at Indiana 25  
 F 10 13 Minnesota 10  
 F 23 41 Indiana 16  
 M 2 25 Northwestern 10  
 M 8 12 at Chicago 17  
 M 9 30 at Northwestern 19  
 M 15 15 Wisconsin 23

## 1912-13 (10-6, 7-6)

### Ralph Jones



8 years  
(119-85)

**Coach:** Ralph R. Jones  
**Captain:** H.W. Dahringer  
 D 20 18 Wesleyan 13  
 J 4 27 at Decatur Y.M.C.A. 13  
 J 6 52 Rose Poly Tech. 14  
 J 11 15 Wisconsin 16  
 J 21 22 Purdue 18  
 J 28 35 Iowa 9  
 F 8 19 Minnesota 12  
 F 14 23 Northwestern 22  
 F 21 13 at Wisconsin 18  
 F 22 20 at Minnesota 10  
 F 26 12 Chicago 19  
 M 1 29 Indiana 12  
 M 7 11 at Purdue 12  
 M 8 23 at Indiana 17  
 M 14 16 at Chicago 21  
 M 15 18 at Northwestern 20

## 1913-14 (9-4, 7-3)

**Coach:** Ralph R. Jones  
**Captain:** E.A. Williford  
 D 18 19 Millikin 10  
 J 2 46 Riverside (at LaGrange) 17  
 J 3 20 at Evanston Reds 24  
 J 6 35 Indiana 6  
 J 10 25 Wisconsin 26  
 J 17 26 Purdue 20  
 J 20 11 Chicago 12  
 J 23 18 Minnesota 16  
 F 6 30 at Purdue 25  
 F 7 31 at Indiana 15  
 F 14 35 Northwestern 15  
 F 20 16 at Wisconsin 29  
 F 21 26 at Minnesota 11

## 1914-15 (16-0, 12-0)

**Coach:** Ralph R. Jones  
**Captain:** Sven Duner  
 D 8 52 Arkansas A.C. 6  
 D 12 50 Ill. Wesleyan 9  
 D 18 19 at Millikin 16  
 J 2 27 at Peoria Tigers 14  
 J 11 34 Indiana 13  
 J 16 27 Purdue 8  
 J 23 24 Ohio State 17  
 J 26 20 at Indiana 4  
 F 8 39 Wisconsin 19  
 F 13 19 at Wisconsin 17  
 F 15 20 at Minnesota 10  
 F 23 20 Chicago 12  
 F 27 22 at Purdue 15  
 M 1 26 at Ohio State 19  
 M 6 19 at Chicago 18  
 M 8 26 Minnesota 11





### 1915-16 (13-3, 9-3)

**Coach:** Ralph N. Jones  
**Captain:** Ray Woods

- D 13 36 Millikin 16
- D 17 34 at Millikin 19
- J 1 25 at Wesleyan 18
- J 4 24 Wabash 16
- J 11 22 Purdue 11**
- J 15 21 Ohio State 10**
- J 22 27 Wisconsin 20**
- F 9 30 at Chicago 17
- F 12 21 Northwestern 23
- F 19 14 at Wisconsin 34
- F 21 27 at Minnesota 22
- F 26 31 Chicago 13
- F 29 16 at Northwestern 25
- M 4 29 at Purdue 19
- M 6 28 at Ohio State 22
- M 13 20 Minnesota 9

### 1918-19 (6-8, 5-7)

**Coach:** Ralph R. Jones  
**Captain:** B.A. Ingwersen

- J 3 26 Great Lakes 28
- J 10 37 Millikin 17
- J 18 13 Purdue 16**
- J 20 25 Ohio State 20**
- J 25 25 at Wisconsin 15**
- J 27 17 at Minnesota 36**
- F 1 27 at Michigan 23
- F 8 12 at Chicago 17
- F 15 16 Wisconsin 14
- F 21 25 at Purdue 18
- F 24 15 at Ohio State 32
- M 1 15 Chicago 17
- M 3 9 Minnesota 26
- M 10 18 Michigan 22

### 1921-22 (14-5, 7-5)

**Coach:** Frank J. Winters  
**Captain:** C.R. Carney

- D 16 35 Ill. Wesleyan 19
- D 17 32 Knox 24
- D 30 33 Millikin 20
- J 2 49 Notre Dame 38
- J 3 40 Notre Dame 27
- J 7 30 Butler 28
- J 19 34 at Millikin 33
- J 14 48 at Ohio State 36
- J 16 20 Michigan 17**
- F 4 16 at Chicago 22
- F 7 29 Purdue 28
- F 10 23 at Wisconsin 25
- F 11 29 at Minnesota 28
- F 18 28 Minnesota 18
- F 20 41 Ohio State 22
- F 25 16 at Michigan 42
- F 27 37 Wisconsin 35
- M 3 25 Chicago 26
- M 7 31 at Purdue 39

### 1916-17 (13-3, 10-2)

**Coach:** Ralph R. Jones  
**Captain:** C.G. Alwood

- D 9 38 at Millikin 18
- D 15 26 Wabash 28
- D 18 38 Millikin 16
- J 3 52 Northwestern College 10
- J 6 28 at Purdue 24**
- J 8 38 at Ohio State 14**
- J 12 45 Northwestern 17
- J 16 20 Chicago 10
- J 20 14 at Wisconsin 25
- J 22 11 at Minnesota 20
- F 3 19 at Chicago 16
- F 5 34 Ohio State 21
- F 10 18 Minnesota 17
- F 17 27 Purdue 16
- F 24 20 Wisconsin 17
- M 2 21 at Northwestern 12

### 1919-20 (9-4, 8-4)

**Coach:** Ralph R. Jones  
**Captain:** K.L. Wilson

- J 5 24 Northwestern College 12
- J 10 33 Purdue 31**
- J 12 40 Ohio State 22**
- J 17 31 Minnesota 19
- J 24 43 Wisconsin 20
- J 26 41 Michigan 14
- F 7 20 at Purdue 36
- F 9 35 at Ohio State 27
- F 14 21 Chicago 23
- F 21 29 at Wisconsin 33
- F 23 26 at Minnesota 20
- F 28 20 at Chicago 27
- M 1 28 at Michigan 21

### 1922-23 (9-6, 7-5)

## J. Craig Ruby

14 years  
(148-97)



**Coach:** J. Craig Ruby  
**Captain:** E.N. Hellstrom

- D 16 29 Washington 14
- D 21 41 Notre Dame 38
- D 2 25 Butler 29
- J 8 36 at Ohio State 31
- J 13 31 Indiana 22
- J 16 13 at Michigan 30
- J 20 20 Purdue 24
- F 2 24 at Minnesota 21
- F 7 20 Chicago 18
- F 12 24 at Indiana 31
- F 17 28 at Purdue 26
- F 19 25 Minnesota 18
- F 24 20 at Chicago 24
- F 26 20 Michigan 27
- M 5 37 Ohio State 21

### 1917-18 (9-6, 6-6)

**Coach:** Ralph R. Jones  
**Captain:** George S. Halas

- D 15 40 Millikin 13
- D 19 31 at Millikin 13
- J 5 24 Wabash 9
- J 9 27 Purdue 17**
- J 14 28 Minnesota 17
- J 19 21 Wisconsin 22
- F 2 19 at Chicago 23
- F 9 38 Northwestern 22
- F 11 35 Ohio State 21
- F 16 26 at Purdue 29
- F 18 26 at Ohio State 23
- F 23 15 at Wisconsin 23
- F 25 22 at Minnesota 35
- M 2 14 at Northwestern 29
- M 6 20 Chicago 17

### 1920-21 (11-7, 7-5)

**Coach:** Frank J. Winters  
**Captain:** C.W. Vail

- D 18 24 Millikin 29
- D 20 32 at Ill. Normal 21
- J 1 25 Nebraska 30
- J 3 26 Nebraska 24
- J 10 42 Ill. Normal 17
- J 14 26 at Millikin 20
- J 18 33 Chicago 29**
- J 22 18 at Wisconsin 23**
- J 24 23 at Minnesota 22**
- F 5 39 at Purdue 26
- F 7 46 Ohio State 11
- F 12 24 Minnesota 20
- F 19 17 Wisconsin 9
- F 22 19 Purdue 29
- F 26 18 at Michigan 24
- F 28 35 at Ohio State 32
- M 5 26 at Chicago 29
- M 7 26 Michigan 28

ILLINOIS BASKETBALL  
A RICH TRADITION



### 1923-24 (11-6, 8-4)

Coach: J. Craig Ruby  
Captain: G.E. Potter

D 12 28 Depauw 29  
 D 15 15 Washington 17  
 D 21 16 Iowa State 12  
 J 2 29 Notre Dame 21  
 J 5 20 at Minnesota 36  
 J 12 27 at Ohio State 24  
 J 14 23 at Michigan 24  
 J 17 38 Northwestern 18  
 F 5 28 Butler 27  
 F 11 22 Ohio State 25  
 F 16 12 at Wisconsin 13  
 F 23 26 at Iowa 14  
 F 25 31 Wisconsin 20  
 F 29 38 Iowa 19  
 M 4 36 at Northwestern 35  
 M 8 23 Michigan 20  
 M 10 31 Minnesota 19

### 1924-25 (11-6, 8-4)

Coach: J. Craig Ruby  
Captain: J.W. Maurer

D 13 27 DePauw 23  
 D 19 36 Washington 19  
 D 30 22 at Butler  
 J 5 36 Kentucky 26  
 J 10 27 at Chicago 16  
 J 14 27 at Northwestern 16  
 J 17 34 Indiana 24  
 J 24 23 Iowa 15  
 F 7 18 at Notre Dame 29  
 F 12 30 Northwestern 20  
 F 14 19 Chicago 15  
 F 21 35 Wisconsin 25  
 F 23 24 at Indiana 30  
 F 27 25 at Iowa 33  
 M 2 18 at Purdue 34  
 M 6 37 Purdue 27  
 M 9 9 at Wisconsin 24

### 1925-26 (9-8, 6-6)

Coach: J. Craig Ruby  
Captain: L.M. Haines

D 12 23 Butler 22  
 D 19 16 at Drake 20  
 D 21 33 at Ames 14  
 J 4 30 Kansas Aggies 29  
 J 6 14 Notre Dame 26  
 J 11 17 Minnesota 8  
 J 16 18 at Ohio State 30  
 J 18 31 at Michigan 29  
 J 23 14 at Chicago 19  
 F 10 29 Purdue 28  
 F 13 35 Ohio State 31  
 F 19 21 at Indiana 20  
 F 22 24 Chicago 16  
 F 26 24 Michigan 33  
 M 1 23 at Purdue 28  
 M 6 25 Indiana 28  
 M 8 21 at Minnesota 28

### 1926-27 (10-7, 7-5)

Coach: J. Craig Ruby  
Captain: R.S. Daugherty

D 11 37 Bradley 24  
 D 17 22 Coe 28  
 D 20 34 Drake 26  
 D 30 36 North Dakota 28  
 J 3 27 at Minnesota 13  
 J 8 27 at Northwestern 23  
 J 15 28 at Ohio State 29  
 J 17 24 at Michigan 25  
 J 22 40 Iowa 33  
 F 2 30 Butler 32  
 F 5 36 Minnesota 27  
 F 7 43 Ohio State 30  
 F 12 24 at Iowa 26  
 F 16 46 Northwestern 32  
 F 25 26 Michigan 30  
 F 28 32 Wisconsin 28  
 M 5 13 at Wisconsin 39

### 1927-28 (5-12, 2-10)

Coach: J. Craig Ruby  
Captain: Everett Olson

D 10 22 Knox 18  
 D 17 41 Bradley 35  
 D 27 23 at Washington 34  
 D 29 34 at Washington 24  
 D 30 26 at Washington 32  
 J 7 24 Purdue 30  
 J 13 30 at Iowa 36  
 J 16 34 at Wisconsin 33  
 J 21 29 at Indiana 44  
 F 8 32 Northwestern 20  
 F 14 14 at Purdue 40  
 F 17 26 at Chicago 52  
 F 24 27 Iowa 41  
 M 1 31 at Northwestern 39  
 M 3 18 Chicago 19  
 M 6 23 Indiana 27  
 M 9 22 Wisconsin 32

### 1928-29 (10-7, 6-6)

Coach: J. Craig Ruby  
Captain: E. F. Dorn

D 10 46 Bradley 29  
 D 15 44 Lombard 22  
 D 20 28 N. Dakota 27  
 D 31 38 Washington University  
 J 5 24 at Purdue 33  
 J 8 24 Indiana 16  
 J 12 22 at Ohio State 27  
 J 14 17 at Michigan 21  
 J 19 22 Chicago 19  
 F 4 28 Butler 33  
 F 9 33 at Chicago 29  
 F 16 30 at Minnesota 32  
 F 18 27 Ohio State 35  
 F 23 22 Michigan 24  
 M 2 23 Purdue 37  
 M 4 32 Minnesota 27

### 1929-30 (8-8, 7-5)

Coach: J. Craig Ruby  
Captain: D.R. Mills

D 14 22 Bradley 30  
 D 19 30 Washington University 19  
 D 23 26 DePauw 28  
 J 2 18 at Butler 28  
 J 6 19 Ohio State 15  
 J 13 24 at Michigan 18  
 J 18 9 at Wisconsin 14  
 F 5 28 Chicago 25  
 F 8 21 at Minnesota 26  
 F 10 30 at Northwestern 24  
 F 15 26 Minnesota 22  
 F 17 26 at Ohio State 16  
 F 22 32 Northwestern 34  
 F 24 17 Wisconsin 23  
 M 1 30 Michigan 17  
 M 5 22 at Chicago 35

### 1930-31 (12-5, 7-5)

Coach: J. Craig Ruby  
Captain: Charles B. Hager

D 8 27 DePauw 15  
 D 13 23 Carleton 11  
 D 19 40 Miami 17  
 D 22 28 Wabash 13  
 J 1 28 at Bradley 17  
 J 5 9 Wisconsin 12  
 J 10 15 at Purdue 30  
 J 12 27 Northwestern 29  
 J 17 34 Indiana 35  
 J 24 20 at Wisconsin 30  
 F 10 26 Purdue 22  
 F 14 26 at Iowa 23  
 F 16 35 at Northwestern 28  
 F 21 45 Chicago 22  
 F 23 39 at Indiana 25  
 F 28 31 Iowa 13  
 M 2 36 at Chicago 30

### 1931-32 (11-6, 7-5)

Coach: J. Craig Ruby  
Captain: E. B. Kamp

D 12 31 St. Louis 17  
 D 18 35 Miami (at Ohio)  
 D 20 17 Butler 22  
 J 1 44 Cornell 23  
 J 4 28 Ohio State 29  
 J 9 28 Purdue 21  
 J 11 30 at Indiana 22  
 J 18 16 at Michigan 28  
 J 23 30 Chicago 20  
 F 9 29 Bradley 21  
 F 13 26 at Ohio State 29  
 F 15 23 Minnesota 15  
 F 20 27 Michigan 23  
 F 27 26 Minnesota 27  
 F 29 19 at Purdue 34  
 M 5 41 at Chicago 20  
 M 7 33 Indiana 32



### 1932-33 (11-7, 6-6)

**Coach:** J. Craig Ruby  
**Captain:** W.B. Owen

- D 10 26 Bradley 21
- D 17 24 Wabash 34
- D 21 36 at Missouri 24
- D 30 26 North Dakota 24
- J 3 39 Detroit 28
- J 7 27 Northwestern 25
- J 9 22 Michigan 17
- J 14 30 at Michigan 35
- J 16 22 at Ohio State 33
- J 21 27 at Northwestern 30
- F 7 26 St.Louis 19
- F 11 38 Wisconsin 25
- F 13 29 Ohio State 31
- F 18 26 at Minnesota 22
- F 20 29 at Wisconsin 15
- F 25 28 Minnesota 30
- F 27 27 at Iowa 30
- M 4 44 Iowa 10

### 1935-36 (13-6, 7-5)

**Coach:** J.Craig Ruby  
**Captain:** Howard J. Braun

- D 7 35 St.Louis U. 27
- D 11 40 Wabash 22
- D 17 47 DePauw 14
- D 20 26 at DePaul 24
- D 28 48 Knox(at Galesburg) 31
- D 30 42 California 17
- J 4 26 at Iowa 27
- J 6 42 at Minnesota 19
- J 11 29 at Wisconsin 27
- J 13 13 Ohio State 18
- J 18 28 Northwestern 40
- F 5 23 at Notre Dame 33
- F 10 36 Iowa 14
- F 15 36 Wisconsin 20
- F 17 39 at Northwestern 38
- F 22 35 Minnesota 33
- F 24 37 Michigan 42
- F 29 30 at Ohio State 20
- M 2 22 at Michigan 35

### 1937-38 (9-9, 4-8)

**Coach:** Douglas R. Mills  
**Captain:** Louis Boudreau

- D 7 48 Carrol 25
- D 11 43 Augustana(at Rock Island) 27
- D 15 57 Washington U. 24
- D 18 60 at St.John's U. 45
- D 20 38 at Temple 51
- D 28 33 Notre Dame 32
- J 4 46 at Indiana 51
- J 8 37 at Michigan 45
- J 10 51 Purdue 43
- J 15 50 Chicago 34
- J 17 29 Minnesota 41
- J 22 26 at Ohio State 46
- F 7 13 at Purdue 23
- F 12 23 at Minnesota 28
- F 19 42 Ohio State 34
- F 21 39 at Chicago 43
- F 28 36 Michigan 32
- M 4 35 Indiana 45

### 1933-34 (13-6, 7-5)

**Coach:** J. Craig Ruby  
**Captain:** H. Hellmich

- D 10 21 St.Louis 22
- D 16 37 Ill. Wesleyan 19
- D 22 40 Washington(at St.Louis)36
- D 29 21 Knox(at Galesburg) 18
- D 30 37 Augustana(at Rock Island) 26
- J 3 31 Missouri 27
- J 7 20 Wisconsin 17
- J 8 21 at Purdue 36
- J 13 32 at Chicago 26
- J 15 14 at Iowa 36
- J 20 34 Northwestern 20
- F 6 38 Bradley 26
- F 10 28 Indiana 25
- F 12 42 Chicago 21
- F 17 22 at Wisconsin 28
- F 19 25 at Northwestern 32
- F 24 24 at Indiana 36
- F 26 35 Iowa 31
- M 5 27 Purdue 26

### 1936-37 (14-4, 10-2)

#### *Douglas R. Mills*



**11 years**  
**(151-66)**

**Coach:** Douglas R. Mills  
**Captain:** Robert W. Riegel

- D 8 51 Carrol 34
- D 12 44 DePauw 24
- D 19 44 Notre Dame 29
- D 23 25 at DePaul 31
- D 30 43 at Bradley 33
- J 4 38 Northwestern 47
- J 9 31 at Wisconsin
- J 11 40 Indiana 31
- J 16 42 Iowa 28
- J 18 38 at Purdue 37
- J 23 28 Chicago 22
- F 6 33 at Notre Dame 41
- F 13 34 at Chicago 26
- F 15 34 Purdue 61
- F 20 42 at Indiana 25
- F 22 48 Wisconsin 31
- F 27 40 at Iowa 29
- M 6 32 at Northwestern 26

### 1938-39 (14-5, 8-4)

**Coach:** Douglas R. Mills  
**Captain:** Tom Nisbet

- D 10 49 Washington U. 31
- D 17 61 North Dakota 33
- D 21 49 Connecticut St. 23
- D 27 60 at Manhattan 41
- D 29 28 at Villanova 22
- J 3 35 Cornell 34
- J 7 30 Michigan 20
- J 9 28 Indiana 29
- J 14 43 at Chicago 33
- J 16 45 Ohio State 31
- J 21 37 at Wisconsin 34
- J 23 33 at Minnesota 35
- F 3 24 Notre Dame 38
- F 6 34 Iowa 26
- F 11 30 at Purdue 34
- F 13 35 at Michigan 28
- F 20 35 Purdue 26
- F 25 34 at Northwestern 36
- F 27 49 at Chicago 26

### 1934-35 (15-5, 9-3)

**Coach:** J. Craig Ruby  
**Captain:** Frank Froschauer

- D 10 55 Bradley 25
- D 10 26 DePaul 29
- D 14 30 Wabash 27
- D 21 35 Washington(at St.Louis) 18
- D 22 33 St.Louis U. 22
- D 29 24 at Butler 39
- J 1 35 Wabash(at Crawfordsville) 28
- J 5 28 Indiana 32
- J 7 37 Purdue 36
- J 12 44 at Ohio State 23
- J 14 29 at Indiana 42
- J 19 34 Michigan 22
- F 5 27 Notre Dame 16
- F 9 43 at Chicago 36
- F 16 27 at Purdue 35
- F 18 44 Ohio State 36
- F 23 38 at Minnesota 34
- F 25 39 Chicago 29
- M 2 41 Minnesota 29
- M 4 36 at Michigan 22

### 1939-40 (14-6, 7-5)

**Coach:** Douglas R. Mills  
**Captain:** William J. Hapac

- D 6 37 Monmouth 19
- D 6 60 Wabash 21
- D 15 46 Charleston 15
- D 18 41 Princeton 25
- D 27 42 Notre Dame 29
- D 29 37 at Drake 32
- J 1 37 at Butler 18
- J 6 36 at Indiana 38
- J 8 34 Chicago 33
- J 13 31 at Ohio State 37
- J 15 48 at Michigan 43
- F 3 40 at Notre Dame 58
- F 10 60 Minnesota 31
- F 12 35 Northwestern 33
- F 17 27 at Purdue 33
- F 19 37 Wisconsin 35
- F 24 51 Michigan 28
- F 26 42 at Chicago 40
- M 2 47 at Iowa
- M 4 31 Purdue 34





### 1940-41 (13-7, 7-5)

**Coach:** Douglas R. Mills

**Captain:** John W. Drish

- D 6 38 Georgia 34
- D 20 41 Pittsburgh 43
- D 23 41 at Notre Dame 39
- D 26 56 at Manhattan 40
- D 28 41 at Temple 42
- D 31 40 at Marquette 32
- J 2 45 Kansas State 29
- J 6 49 Purdue 34
- J 11 38 Indiana 48
- J 13 47 Michigan 41
- J 18 42 at Northwestern 41
- J 29 53 Univ. OF Mexico 30
- F 3 29 at Purdue 46
- F 8 38 at Minnesota 50
- F 10 55 at Chicago 29
- F 15 30 at Wisconsin 46
- F 17 56 Iowa 53
- F 22 31 at Michigan 47
- F 24 53 Ohio State 36
- M 1 52 Chicago 33

### 1941-42 (18-5, 13-2)

**Coach:** Douglas R. Mills

**Captain:** William Hocking

- D 9 45 Marquette 43
- D 13 38 Chanute Field 40
- D 17 52 Butler 50
- D 20 49 at Detroit 34
- D 23 48 Notre Dame 29
- D 30 39 Harvard 33
- J 3 55 at Wisconsin 40
- J 10 44 at Michigan 40
- J 12 58 at Ohio State 49
- J 17 54 Chicago 26
- J 19 42 Iowa 35
- J 24 49 Minnesota 36
- F 7 41 Northwestern 33
- F 9 36 at Indiana 41
- F 14 52 Michigan 29
- F 16 41 at Minnesota 37
- F 21 48 Ohio State 31
- F 23 45 Wisconsin 43
- F 28 63 at Northwestern 49
- M 2 32 at Iowa 46
- M 7 34 Purdue 32
- M 20 44 Kentucky(at New Orleans) 46
- M 21 34 Penn State(at New Orleans) 41

### 1942-43 (17-1, 12-0)

**Coach:** Douglas R. Mills

**Captain:** Arthur F. Mathisen

- D 7 38 Detroit 25
- D 12 69 Nebraska 27
- D 14 51 Missouri 30
- D 19 57 Great Lakes 53
- D 21 31 Camp Grant(at Rockford) 41
- J 2 38 Stanford 26
- J 9 47 Michigan 34
- J 11 52 at Wisconsin 40
- J 16 61 Iowa 41
- J 18 66 Iowa 34
- F 1 68 Northwestern 51
- F 6 60 at Ohio State 48
- F 8 50 at Ohio State 44
- F 13 56 at Minnesota 35
- F 15 67 at Minnesota 43
- F 20 50 Wisconsin 26
- F 27 86 at Northwestern 44
- M 1 92 Chicago 25

### 1943-44 (11-9, 5-7)

**Coach:** Douglas R. Mills

**Captain:** Selected Each Game

- D 4 51 Alumni 35
- D 7 56 Detroit 25
- D 11 44 Great Lakes(at Chicago) 25
- D 18 39 at Missouri 29
- D 20 43 Kentucky 41
- D 29 64 Great Lakes 51
- J 3 45 at Wisconsin 43
- J 7 38 Wisconsin 43
- J 8 45 at Michigan 52
- J 15 69 at Chicago 32
- J 21 51 at Iowa 56
- J 22 44 at Iowa 53
- F 7 40 Kentucky 51
- F 11 29 Northwestern 42
- F 12 45 at DePaul 33
- F 18 41 Ohio State 52
- F 19 53 Ohio State 54
- F 25 50 at Northwestern 47
- M 3 50 Minnesota 32
- M 4 53 Minnesota 27

### 1944-45 (13-7, 7-5)

**Coach:** Douglas R. Mills

**Captain:** Selected Each Game

- D 2 64 Chanute Field 25
- D 8 44 Great Lakes(at Chicago Stadium) 40
- D 9 56 at Great Lakes 53
- D 16 43 DePaul(at Chicago Stadium) 40
- D 20 45 Great Lakes 52
- D 29 77 Nebraska 39
- J 1 56 DePaul 63
- J 6 38 Michigan 43
- J 13 55 at Michigan 37
- J 19 51 Northwestern 42
- J 26 43 Iowa 42
- F 6 58 at Chanute Field 46
- F 10 57 at Minnesota 35
- F 12 71 Indiana 48
- F 16 56 Ohio State 41
- F 19 49 Minnesota 48
- F 23 44 at Ohio State 60
- F 24 45 Northwestern (at Chicago Stadium)
- F 28 55 at Indiana 65
- M 3 37 at Iowa 43

### 1945-46 (14-7, 7-5)

**Coach:** Douglas R. Mills

**Captain:** Walton Kirk, Jr.

- D 1 52 Wright Field 56
- D 5 54 St. Louis Univ. 46
- D 8 58 Great Lakes 41
- D 8 51 Great Lakes Hospital 23
- D 11 51 Detroit 34
- D 15 46 Ohio State 50
- D 18 64 Drake 42
- D 20 62 at Nebraska 51
- D 22 39 at Iowa 41
- D 28 56 DePaul 37
- J 1 38 at Wisconsin 31
- J 5 48 at Michigan 49
- J 12 35 at Ohio State 41
- J 14 45 at Northwestern 38
- J 19 70 at Chicago 28
- J 26 42 at Great Lakes 67
- F 4 85 Chicago 24
- F 9 49 Michigan 44
- F 16 43 Northwestern 48
- F 18 72 Wisconsin 53
- F 23 57 Iowa 51

### 1946-47 (14-6, 8-4)

**Coach:** Douglas R. Mills

**Captain:** Selected Each Game

- D 6 87 Cornell 39
- D 11 73 Marquette 40
- D 14 58 Pittsburgh 31
- D 16 50 at Missouri 55
- D 20 58 at California 36
- D 21 35 at California 53
- D 28 72 Nebraska 37
- J 1 47 at Wisconsin 53
- J 4 94 Mexico 36
- J 6 31 Minnesota 34
- J 11 55 Northwestern 40
- J 13 61 Ohio State 42
- J 25 63 Wisconsin 37
- F 1 59 at Ohio State 58
- F 5 42 at Purdue 51
- F 8 45 Iowa 36
- F 15 59 Indiana 50
- F 22 52 at Northwestern 51
- F 24 45 at Michigan 36
- M 1 41 at Indiana 48



## 1947-48 (15-5, 7-5)

### Harry Combes



20 years  
(316-150)

**Coach:** Harry Combes

**Captain:** Jack Burmaster

- D 5 67 Coe College 27
- D 8 40 Notre Dame 38
- D 13 70 Pittsburgh 33
- D 20 70 at Pennsylvania 44
- D 22 71 Washington State 35
- D 23 59 Washington State 42
- J 1 77 Harvard 41
- J 3 47 at Wisconsin 52
- J 5 52 Northwestern 47
- J 10 61 Ohio State 58
- J 17 51 at Minnesota 59
- J 19 46 Indiana 45
- J 24 57 Wisconsin 36
- J 28 88 at Marquette 66
- F 7 57 Michigan 66
- F 9 61 at Iowa 70
- F 14 50 at Ohio State 17
- F 21 98 Purdue 54
- F 28 60 at Northwestern 43
- M 1 52 at Indiana 11

## 1948-49 (21-4, 10-2)

**Coach:** Harry Combes

**Captain:** Dwight Eddleman

- D 3 67 Butler 62
  - D 8 59 at Notre Dame 58
  - D 11 50 at DePaul 60
  - D 13 73 Oklahoma 68
  - D 18 80 Pennsylvania 61
  - D 20 89 DePaul 51
  - D 21 71 Cornell 47
  - D 29 77 Colgate 54
  - D 30 85 Colgate 55
  - J 3 62 Wisconsin 50
  - J 8 44 at Indiana 42
  - J 10 64 at Ohio State 63
  - J 15 96 Creighton 30
  - J 29 45 Minnesota 44
  - J 31 53 at Purdue 55
  - F 5 61 at Wisconsin 54
  - F 7 85 Northwestern 66
  - F 12 64 Ohio State 49
  - F 21 80 Iowa 49
  - F 26 81 at Northwestern 64
  - F 28 91 Indiana 68
  - M 7 53 at Michigan 70
- Eastern NCAA Playoffs**
- M 21 71 Yale 67
  - M 22 47 Kentucky 76
- Final NCAA Playoffs**
- M 26 57 Oregon State 53

## 1949-50 (14-8, 7-5)

**Coach:** Harry Combes

**Captain:** William Erickson

- D 3 60 at Butler 56
- D 8 67 Toledo 51
- D 10 47 at Oklahoma 55
- D 14 65 Arkansas 53
- D 17 57 Oklahoma 47
- D 22 59 St. Louis U. 47
- D 23 63 UCLA 65
- D 27 58 Columbia 46
- D 30 68 Princeton 61
- J 2 50 at Wisconsin 59
- J 7 62 at Ohio State 83
- J 9 59 Purdue 54
- J 16 76 Northwestern 50
- J 21 66 Ohio State 50
- F 2 42 at St. Louis U. 62
- F 4 67 at Minnesota 57
- F 11 65 at Iowa 70
- F 13 72 Indiana 83
- F 18 70 Michigan 60
- F 25 76 Wisconsin 58
- F 27 66 at Indiana 80
- M 4 69 at Northwestern 52

## 1950-51 (22-5, 13-1)

**Coach:** Harry Combes

**Captain:** Donald Sunderlage

- D 4 66 Marquette 47
  - D 8 74 Oregon State 51
  - D 9 54 at Toledo 68
  - D 16 69 at DePaul 68
  - D 20 71 Washington State 48
  - D 22 75 Pennsylvania 65
  - D 28 65 DePaul 68
  - D 29 88 Butler 52
  - J 1 71 at Wisconsin 69
  - J 6 70 Minnesota 62
  - J 8 72 at Iowa 69
  - J 13 68 Michigan 47
  - J 15 53 at Indiana 64
  - J 20 69 Iowa 53
  - F 5 85 at Purdue 76
  - F 10 63 Wisconsin 52
  - F 12 79 Ohio State 59
  - F 17 70 Purdue 65
  - F 19 71 Indiana 65
  - F 24 89 at Ohio State 69
  - M 3 80 at Northwestern 76
  - M 5 49 at Michigan State 43
- NCAA Warmup**
- M 14 72 at Kansas State 91
- NCAA Eastern Playoffs**
- M 20 79 Columbia 71
  - M 22 84 North Carolina State 70
  - M 24 74 Kentucky 76
- NCAA Final Playoff**
- M 27 61 Oklahoma A&M 46

## 1951-52 (22-4, 12-2)

**Coach:** Harry Combes

**Captain:** Rodney Fletcher

- D 8 68 at Butler 57
  - D 12 74 Loyola 66
  - D 18 69 Oklahoma 51
  - D 20 86 North Carolina 66
  - D 22 70 DePaul 61
  - D 28 73 UCLA 67
  - D 31 68 Marquette 57
  - J 5 52 at Minnesota 43
  - J 7 53 Wisconsin 49
  - J 12 67 at Michigan 51
  - J 14 78 Indiana 66
  - J 26 65 at DePaul 69
  - J 28 84 Purdue 57
  - F 2 66 Ohio State 62
  - F 9 68 Iowa 73
  - F 11 84 Michigan State 62
  - F 16 80 Ohio State 53
  - F 18 77 Indiana 70
  - F 23 78 Iowa 62
  - M 1 82 Purdue 71
  - M 3 95 Northwestern 74
  - M 8 48 at Wisconsin 58
- NCAA Regional Playoffs**
- M 21 80 Dayton 61
  - M 22 74 Duquesne 68
- NCAA Final Playoffs**
- M 25 59 St. John's 61
  - M 26 67 Santa Clara 64

## 1952-53 (18-4, 14-4)

**Coach:** Harry Combes

**Captain:** Jim Bredar

- D 10 71 Loyola 57
- D 15 96 Michigan 66
- D 20 75 Butler 58
- D 23 73 at Minnesota 77
- D 27 87 Ohio State 62
- D 30 94 St. Mary's 65
- J 5 87 at Purdue 71
- J 10 71 Wisconsin 61
- J 12 83 Northwestern 58
- J 17 70 at Indiana 74
- J 19 76 at Michigan State 64
- F 2 93 DePaul 50
- F 7 65 at Wisconsin 61
- F 9 92 at Michigan 62
- F 14 80 Iowa 63
- F 16 93 Purdue 67
- F 21 62 at Iowa 67
- F 23 83 Minnesota 82
- F 28 79 Indiana 91
- M 2 66 Michigan State 53
- M 7 93 at Ohio State 74
- M 9 86 at Northwestern 70



### 1953-54 (17-5, 10-4)

**Coach** Harry Combes  
**Captain** John Kerr

D 1 85 Ohio University 54  
D 5 86 at Oklahoma 61  
D 9 80 Butler 48  
D 12 77 Alabama 54  
D 19 79 DePaul 65  
D 21 60 Oklahoma A&M 65  
D 29 88 Utah State 61

**J 2 72 Minnesota 84**  
J 4 66 at Northwestern 65  
J 9 59 at Michigan State 60  
J 11 90 Ohio State 76  
J 16 82 at Ohio State 78  
J 18 70 Iowa 79

F 1 71 at DePaul 61  
F 6 87 Michigan 68  
F 8 89 Purdue 55  
F 13 70 at Wisconsin 64  
F 20 74 at Iowa 51  
F 22 66 Wisconsin 64  
F 27 79 at Michigan 61

M 1 84 Northwestern 82  
M 6 64 at Indiana 67

### 1954-55 (17-5, 10-4)

**Coach** Harry Combes  
**Captain:** Appointed each game

D 2 88 Butler 34  
D 4 77 Missouri 49  
D 11 59 at Oklahoma A&M 53  
D 15 97 Miami of Ohio 72  
D 18 66 Notre Dame 57  
D 21 86 at Rice 54  
D 22 66 at Loyola (New Orleans) 72

J 1 64 Wisconsin 79  
J 8 99 Indiana 75  
J 10 83 at Purdue 73  
J 15 86 at Ohio State 78  
J 17 80 at Iowa 93  
J 29 95 at Loyola (Chicago) 69

F 5 104 Northwestern 89  
F 7 81 at Michigan 78  
F 12 71 at Minnesota 78  
F 14 90 Michigan State 72  
F 19 99 at Wisconsin 71  
F 21 70 Iowa 89  
F 26 85 Ohio State 77  
F 28 81 Michigan 75

M 5 81 at Northwestern 69

### 1955-56 (18-4, 11-3)

**Coach** Harry Combes  
**Captain.** Paul Judson

D 6 107 Butler 75  
D 10 73 at Missouri 74  
D 13 103 at Notre Dame 93  
D 17 75 Washington Univ. 74  
D 19 97 DePaul 79  
D 23 82 Oklahoma 58  
D 29 102 Drake 66

J 2 73 Michigan State 65  
J 9 96 Wisconsin 77  
J 14 96 at Indiana 72  
J 16 92 at Purdue 76  
J 28 80 at DePaul 66  
J 30 95 at Minnesota 84

F 6 92 Indiana 89  
F 11 111 Ohio State 64  
F 13 89 Michigan 66  
F 18 96 at Michigan State 76  
F 20 102 Purdue 77  
F 25 84 at Ohio State 87  
F 27 97 Minnesota 81

M 3 72 at Iowa 96  
M 5 82 at Northwestern 83

### 1956-57 (14-8, 7-7)

**Coach** Harry Combes  
**Captain** Harv Schmidt

D 5 98 Butler 81  
D 8 60 at Oklahoma 58  
D 15 83 Loyola (New Orleans) 72  
D 17 62 San Francisco 33  
D 21 82 at Dayton 65  
D 22 70 at Kentucky 91  
D 28 108 Princeton 87

**J 5 88 at Minnesota 91**  
J 7 81 Iowa 70  
J 12 79 at Wisconsin 63  
J 14 112 Indiana 91  
J 26 99 Notre Dame (at Chicago) 81

F 2 74 at Purdue 85  
F 4 96 Ohio State 89  
F 9 64 at Michigan State 70  
F 11 104 Northwestern 97  
F 16 89 at Michigan 102  
F 18 83 Michigan State 89  
F 23 80 Purdue 78  
F 25 79 at Ohio State 72

M 2 75 Minnesota 86  
M 4 76 at Indiana 84

### 1957-58 (11-11, 5-9)

**Coach** Harry Combes  
**Captain:** John Paul

D 2 100 Marquette 90  
D 7 75 DePaul 70  
D 11 91 Butler 75  
D 16 64 Colorado 46  
D 18 85 Rice 82  
D 21 60 at Iowa State 68  
D 28 93 Miami (Ohio) 75

**J 4 64 at Wisconsin 59**  
J 6 68 Iowa 70  
J 11 82 at Indiana 89  
J 13 70 Wisconsin 71  
J 25 67 Notre Dame (at Chicago) 81

F 1 102 Northwestern 98  
F 3 70 at Ohio State 78  
F 8 81 at Michigan 88  
F 10 99 Purdue 84  
F 15 56 at Michigan State 69  
F 17 94 Minnesota 87  
F 22 79 at Iowa 83

M 1 88 Michigan 75  
M 3 86 Indiana 96  
M 8 72 at Northwestern 88

### 1958-59 (12-10, 7-7)

**Coach** Harry Combes  
**Captain:** Roger Taylor

D 2 103 Butler 79  
D 6 53 at Marquette 69  
D 13 85 College of Pacific 67  
D 15 68 Iowa State 46  
D 20 83 New York Univ. 78  
D 23 71 Stanford 62  
D 30 75 at Kentucky 76

J 3 81 Ohio State 80  
J 5 77 at Wisconsin 51  
J 10 96 Michigan State 97  
J 12 103 Iowa 97  
J 24 75 Notre Dame (at Chicago) 85  
J 26 70 at Minnesota 81  
J 31 81 at Purdue 102

F 2 85 Michigan 87  
F 7 79 at Northwestern 88  
F 9 89 at Indiana 83  
F 16 93 Wisconsin 54  
F 21 100 Indiana 98  
F 28 72 at Iowa 70

M 2 95 at Michigan 101  
M 7 81 Northwestern 84





### 1959-60 (16-7, 8-6)

**Coach:** Harry Combes  
**Captain:** Marnie Jackson

- D 2 83 Butler 75
- D 12 93 Western Kentucky 80
- D 14 89 Marquette 77
- D 19 85 Ohio University 79
- D 21 60 Oklahoma 57
- D 28 48 at California 62
- D 29 92 Northwestern (at Los Angeles) 79
- D 30 74 Stanford 62
- J 4 73 at Ohio State 97
- J 9 90 Minnesota 82
- J 11 81 at Purdue 75
- J 16 96 Michigan State 88
- J 18 70 at Minnesota 77
- J 30 71 Notre Dame (at Chicago) 67
- F 6 75 at Michigan 61
- F 8 77 at Michigan State 78
- F 13 93 Purdue 89
- F 15 81 Ohio State 109
- F 20 63 at Wisconsin 75
- F 22 78 Indiana 92
- F 27 85 Iowa 70
- F 29 90 Michigan 61
- M 5 84 at Northwestern 77

### 1960-61 (9-15, 5-9)

**Coach:** Harry Combes  
**Captain:** Appointed each game

- D 1 99 Creighton 74
- D 5 84 Butler 52
- D 12 81 at Colorado 90
- D 17 87 at Marquette 96
- D 19 79 Washington State 58
- D 21 78 at Kentucky 83
- D 20 54 California (at Kentucky) 72
- D 27 68 at Butler 70
- D 28 66 at Notre Dame 69
- J 7 65 at Ohio State 91
- J 14 88 Michigan 64
- J 16 71 at Iowa 78
- J 28 77 Notre Dame (at Chicago) 62
- J 30 93 Michigan State 92
- F 4 65 at Minnesota 20
- F 6 77 Wisconsin 73
- F 11 73 at Purdue 89
- F 18 72 Northwestern 78
- F 20 80 at Michigan State 90
- F 25 82 at Indiana 93
- F 27 76 Minnesota 85
- M 4 85 Purdue 75
- M 6 66 at Michigan 74
- M 11 66 Ohio State 95

### 1961-62 (15-8, 7-7)

**Coach:** Harry Combes  
**Captain:** Jerry Colangelo

- D 1 82 Butler 72
- D 9 72 at Oklahoma 60
- D 12 70 Creighton 61
- D 16 82 Iowa State 73
- D 18 81 Xavier 69
- D 23 60 Cornell 72
- D 28 61 Manhattan (at Chicago) 56
- D 30 88 Colgate (at Chicago) 50
- J 6 91 Michigan 71
- J 8 89 at Purdue 96
- J 13 66 at Michigan State 65
- J 28 85 Notre Dame (at Chicago) 77
- J 29 81 Wisconsin 85
- F 3 96 Indiana 85
- F 5 89 Minnesota 80
- F 10 91 at Iowa 81
- F 12 88 Northwestern 70
- F 17 88 Purdue 100
- F 19 101 at Wisconsin 103
- F 24 79 at Ohio State 102
- M 3 78 Iowa 88
- M 5 92 at Indiana 104
- M 10 73 at Northwestern 69

### 1962-63 (20-6, 11-3)

**Coach:** Harry Combes  
**Captain:** Bob Starnes

- N 30 66 Butler 49
- D 6 99 Washington Univ. 55
- D 15 76 at Iowa State 73
- D 17 90 San Jose State 64
- D 22 93 Oklahoma 90
- D 26 98 Pennsylvania (at New York) 66
- D 28 91 at New York 84
- D 29 92 Western Virginia (at New York) 74
- D 31 88 Notre Dame (at Chicago) 90
- J 5 85 at Iowa 76
- J 7 90 Ohio State 78
- J 12 106 Purdue 82
- J 14 78 at Northwestern 76
- J 26 53 Cincinnati (at Chicago) 62
- F 4 104 Indiana 101
- F 9 91 Michigan State 86
- F 11 77 at Wisconsin 84
- F 16 100 at Indiana 103
- F 19 87 at Purdue 79
- F 23 89 Wisconsin 77
- F 25 81 at Minnesota 70
- M 2 81 at Michigan 84
- M 4 79 Northwestern 73
- M 9 73 Iowa 69
- NCAA Regional**
- M 15 70 Bowling Green 67
- M 16 64 Loyola (Ill.) 79

### 1963-64 (13-11, 6-8)

**Coach:** Harry Combes  
**Captain:** Bill Edwards

- N 30 59 at Butler 52
- D 4 78 St. Louis U. 81
- D 9 104 at Oklahoma 105
- D 14 79 Notre Dame 68
- D 19 74 Butler 53
- D 26 92 West Virginia (at Los Angeles) 86
- D 27 83 Pittsburgh (at Los Angeles) 76
- D 28 79 at UCLA 83
- D 31 87 Notre Dame (at Chicago) 78
- J 4 87 Michigan State 66
- J 11 87 at Iowa 70
- J 25 97 Arizona State (at Chicago) 78
- F 1 73 Northwestern 71
- F 3 96 at Indiana 104
- F 8 82 Michigan 93
- F 10 92 at Ohio State 110
- F 15 81 at Minnesota 92
- F 17 82 at Michigan State 85
- F 22 86 Minnesota 78
- F 24 74 at Purdue 85
- F 29 83 at Michigan 89
- M 2 74 Ohio State 86
- M 7 97 Wisconsin 73
- M 9 90 Iowa 67

### 1964-65 (18-6, 10-4)

**Coach:** Harry Combes  
**Captain:** Skip Thoren

- D 4 110 UCLA 83
- D 5 64 at St. Louis Univ. 79
- D 8 100 Bowling Green 62
- D 12 103 Washington Univ. 59
- D 15 70 at Wisconsin 56
- D 18 104 at Dayton 86
- D 19 91 at Kentucky 86
- D 26 102 New York Univ. (at Philadelphia) 79
- D 28 71 St. Joseph's (at Philadelphia) 75
- D 29 74 Villanova (at Chicago) 87
- J 4 86 Indiana 81
- J 9 83 at Michigan 89
- J 16 75 Minnesota 72
- J 30 101 Notre Dame (at Chicago) 87
- F 6 121 Purdue 93
- F 8 86 Ohio State 71
- F 13 90 at Minnesota 105
- F 16 95 Ohio State 72
- F 20 113 at Michigan State 94
- F 23 97 Iowa 80
- F 27 79 Michigan 80
- M 2 93 at Northwestern 70
- M 6 84 at Iowa 94
- M 9 121 Michigan State 89



### 1965-66 (12-12, 8-6)

**Coach:** Harry Combes  
**Captain:** Don Freeman

- D 1 88 Butler 74
- D 2 98 at Brigham Young 109
- D 4 79 at UCLA 97
- D 9 68 Kentucky 86
- D 11 96 West Virginia 86
- D 14 90 at Wisconsin 70
- D 18 81 Princeton (at Chicago) 84
- D 27 96 Georgetown (at New York) 94
- D 28 79 Providence (at New York) 81
- D 30 69 Army (at New York) 78
- J 8 98 at Indiana 84
- J 11 80 Wisconsin 64
- J 15 87 at Purdue 93
- J 28 120 Notre Dame (at Chicago) 92
- F 1 99 at Michigan 93
- F 5 78 Ohio State 77
- F 7 77 Northwestern 80
- F 12 77 Indiana 81
- F 19 100 Minnesota 89
- F 22 66 at Michigan State 68
- F 26 92 at Minnesota 94
- F 28 98 Purdue 81
- M 5 106 Iowa 90
- M 7 76 at Northwestern 84

### 1966-67 (12-12, 6-8)

**Coach:** Harry Combes  
**Captain:** Jim Dawson

- D 3 82 Butler 51
- D 5 98 at Kentucky 97
- D 10 88 at West Virginia 90
- D 19 87 Wisconsin 74
- D 21 81 Stanford 67
- D 23 97 California (at Chicago) 87
- D 27 93 Arizona (at Los Angeles) 77
- D 29 72 Southern Cal (at Los Angeles) 73
- D 30 83 Georgia Tech (at Los Angeles) 71
- J 7 74 Michigan State 76
- J 10 96 at Northwestern 104
- J 14 99 Michigan 93
- J 28 75 Notre Dame (at Chicago) 90
- J 29 82 UCLA (at Chicago) 120
- F 4 93 Northwestern 83
- F 7 89 at Iowa 96
- F 11 81 at Minnesota 93
- F 18 94 Purdue 92
- F 20 81 at Indiana 96
- F 25 86 at Purdue 98
- F 27 84 Minnesota 71
- M 4 80 Indiana 70
- M 6 79 at Ohio State 100
- M 11 92 at Wisconsin 102

### 1967-68 (11-13, 6-8)

#### Harv Schmidt



**7 years**  
**(89-77)**

**Coach:** Harv Schmidt  
**Captain:** Ben Louis

- D 2 75 at Butler 57
- D 9 46 Houston 54
- D 14 63 Brigham Young 55
- D 15 42 at Tennessee 66
- D 16 57 Army (at Tennessee) 65
- D 22 72 at Stanford 74
- D 23 72 at California 89
- D 28 65 Georgia Tech (at Chicago) 54
- D 30 68 Texas-El Paso (at Chicago) 50
- J 6 66 Michigan State 56
- J 9 60 Indiana 61
- J 13 61 at Minnesota 60
- J 27 68 Notre Dame (at Chicago) 67
- F 3 66 Iowa 63
- F 6 68 at Wisconsin 60
- F 10 71 at Northwestern 78
- F 13 65 Michigan 67
- F 17 68 Purdue 75
- F 20 72 at Michigan 64
- F 24 62 Northwestern 61
- F 26 75 at Ohio State 95
- M 2 56 at Iowa 61
- M 4 64 Ohio State 67
- M 9 59 at Michigan State 62

### 1968-69 (19-5, 9-5)

**Coach:** Harv Schmidt  
**Captain:** Dave Scholz

- D 2 105 Butler 66
- D 6 69 at Creighton 66
- D 9 83 North Dakota 51
- D 14 75 Iowa State 48
- D 17 95 Ohio University 82
- D 19 105 Tulane 71
- D 21 97 at Houston 84
- D 27 90 Creighton (at Miami) 77
- D 28 86 at Miami 76
- J 4 80 Minnesota 58
- J 7 84 at Purdue 98
- J 11 82 at Northwestern 77
- J 25 91 Notre Dame (at Chicago) 57
- J 28 67 at Ohio State 76
- F 1 86 Wisconsin 73
- F 8 98 Iowa 69
- F 11 87 at Michigan 92
- F 15 70 at Michigan State 75
- F 18 73 Ohio State 57
- F 22 100 Michigan 92
- F 25 53 at Iowa 74
- M 1 77 at Indiana 64
- M 4 71 Michigan State 57
- M 8 78 Northwestern 68

### 1969-70 (15-9, 8-6)

**Coach:** Harv Schmidt  
**Captains:** Mike Price, Randy Crews

- D 2 83 Butler 67
- D 6 81 at Georgia 70
- D 8 91 DePauw 57
- D 13 57 Creighton 51
- D 18 82 Detroit 65
- D 20 66 Wichita State (at Chicago) 63
- D 27 58 at Washington State 59
- D 29 86 Michigan St. (at Portland) 77
- D 30 62 Southern Cal. (at Portland) 65
- J 3 74 at Wisconsin 69
- J 6 94 Indiana 74
- J 10 77 Ohio State 59
- J 13 101 at Northwestern 80
- J 17 75 at Michigan 73
- J 31 63 Notre Dame (at Chicago) 86
- F 3 65 Wisconsin 66
- F 7 73 at Minnesota 82
- F 14 49 at Purdue 83
- F 17 81 Iowa 83
- F 21 81 Purdue 88
- F 24 74 at Michigan State 67
- F 28 75 Minnesota 73
- M 3 85 at Indiana 75
- M 7 76 Michigan State 81

### 1970-71 (11-13, 5-9)

**Coach:** Harv Schmidt  
**Captains:** Rick Howat, Fred Miller

- D 1 113 Butler 102
- D 5 72 Oklahoma 74
- D 8 96 Vanderbilt 79
- D 12 78 at Iowa State 63
- D 14 82 Northern Michigan 70
- D 17 75 Melbourne\* 67
- D 26 77 Villanova (at Honolulu)
- D 29 124 Armed Forces (at Honolulu)\* 70
- D 30 78 St. Louis Univ. (at Honolulu) 60
- J 9 89 Michigan State 61
- J 12 84 Wisconsin 82
- J 16 69 at Michigan State 87
- J 29 68 Southern Cal (at Chicago) 81
- J 30 69 Notre Dame (at Chicago) 66
- F 2 84 at Iowa 92
- F 6 93 Minnesota 78
- F 13 72 at Ohio State 92
- F 16 70 Purdue 73
- F 20 86 Indiana 88
- F 23 84 at Wisconsin 88
- F 27 64 at Minnesota 80
- M 2 74 Michigan 75
- M 6 93 at Purdue 99
- M 9 70 Northwestern 85
- M 13 103 at Indiana 87

\*Not counted in season record



### 1971-72 (14-10, 5-9)

**Coach** Harv Schmidt

**Captain** Jim Krelle

- D 1 73 Butler 71
- D 4 70 at Oklahoma 65
- D 4 96 South Dakota 56
- D 10 79 at Tulane 68
- D 11 94 at Loyola (New Orleans) 74
- D 16 84 Georgia 78
- D 23 92 at Vanderbilt 95
- D 28 74 North Carolina State 72  
(at Jacksonville, FL)
- D 29 76 Florida (at Jacksonville) 75

- J 8 67 at Northwestern 63
- J 11 70 Michigan 75
- J 15 74 Purdue 85
- J 28 81 Notre Dame (at Chicago) 59
- F 5 68 Northwestern 59
- F 8 79 at Michigan State 89
- F 12 83 at Michigan 105
- F 15 84 at Iowa 87
- F 19 64 Ohio State 62
- F 22 71 Indiana 90
- F 26 91 Wisconsin 86
- F 29 70 at Ohio State 103
- M 4 62 at Minnesota 91
- M 7 91 Iowa 84
- M 11 84 at Wisconsin 97

### 1972-73 (14-10, 8-6)

**Coach** Harv Schmidt

**Captain** Nick Weatherspoon

- D 2 100 DePauw 68
- D 4 80 Valparaiso 62
- D 9 77 at Detroit 79
- D 12 74 Iowa State 60
- D 19 86 Furman 81
- D 22 72 at Southern California 75
- D 29 82 Temple (at New Orleans) 77
- D 30 64 UCLA (at New Orleans) 71
- J 6 80 at Purdue 91
- J 8 76 Wisconsin 74
- J 13 80 Iowa 78
- J 25 87 Notre Dame (at Chicago) 84
- J 27 76 South Carolina (at Chicago) 86
- F 3 76 Michigan 75
- F 5 84 at Northwestern 77
- F 10 88 at Wisconsin 99
- F 12 66 at Indiana 87
- F 17 79 Ohio State 68
- F 19 73 Minnesota 82
- F 24 81 Michigan State 71
- F 26 96 at Michigan 89
- M 3 64 at Ohio State 65
- M 5 77 Northwestern 76
- M 10 76 at Iowa 93

### 1973-74 (5-18, 2-12)

**Coach** Harv Schmidt

**Captain** Jeff Dawson

- N 30 80 at Arizona 101
- D 3 99 Tulane 78
- D 8 60 Southern Cal 71
- D 11 64 Detroit 60
- D 14 87 Northern Michigan 72
- D 27 60 St. John's New York 76 (at New York)
- D 29 83 Duquesne (at New York) 85

- J 5 75 at Ohio State 73
- J 12 69 Purdue 91
- J 14 82 Michigan State 90
- J 19 75 at Wisconsin 101
- J 24 88 Bradley (at Chicago) 105
- J 26 86 Jacksonville 89
- J 28 82 at Michigan State 93
- F 2 77 Michigan 101
- F 9 67 at Indiana 107
- F 11 61 at Minnesota 80
- F 16 75 at Northwestern 86
- F 18 83 Indiana 101
- F 23 91 Iowa 84
- F 25 52 Minnesota 72
- M 2 83 at Purdue 94
- M 9 78 Ohio State 79

### 1974-75 (8-18, 4-14)

#### Gene Bartow



**1 year**  
**(8-18)**

**Coach** Gene Bartow

**Captain** Rick Schmidt

- D 3 69 Valparaiso 58
- D 7 96 DePauw 53
- D 9 77 at Iowa St 71
- D 13 66 at Arizona 78
- D 14 69 at Arizona St. 91
- D 27 76 Stanford (at Albuquerque) 89
- D 28 79 Army (at Albuquerque) 70
- J 2 84 Michigan 86
- J 4 70 at Iowa 95
- J 6 47 at Minnesota 75
- J 11 64 Northwestern 60
- J 13 72 Wisconsin 56
- J 18 67 Purdue 86
- J 23 69 Tulane 81
- J 25 66 at Ohio State 62
- J 27 57 at Indiana 73
- F 1 60 Michigan State 75
- F 3 50 Minnesota 56
- F 8 47 at Northwestern 51
- F 10 70 at Wisconsin 76
- F 15 91 at Purdue 114
- F 22 83 Ohio State 78
- F 24 89 Indiana 112
- M 1 82 at Michigan State 96
- M 3 75 at Michigan 77
- M 8 70 Iowa 73

### 1975-76 (14-13, 7-11)

#### Lou Henson



**16 years**  
**(337-160)**

**Coach** Lou Henson

**Captain.** Appointed each game

- N 28 60 at Nebraska 58
- D 1 73 Kent State 54
- D 4 67 Missouri (Rolla) 65
- D 6 67 New Mexico 66
- D 8 90 North Dakota St. 73
- D 11 73 at Furman 75
- D 13 58 at Southern Cal. 62
- D 20 66 Arizona 60
- D 22 106 Rice 64
- J 3 60 at Iowa 84
- J 8 68 at Minnesota 77
- J 10 74 Northwestern 69
- J 12 71 Wisconsin 61
- J 17 55 Indiana 83
- J 19 63 at Ohio State 64
- J 24 63 Michigan State 74
- J 26 76 Michigan 75
- J 31 71 Purdue 63
- F 2 62 Minnesota 72
- F 7 61 at Northwestern 55
- F 9 70 at Wisconsin 59
- F 14 48 at Indiana 58
- F 16 91 Ohio State 73
- F 21 59 at Michigan State 69
- F 23 75 at Michigan 90
- F 28 62 at Purdue 81
- M 6 70 Iowa 82





## 1976-77 (16-14, 8-10)

**Coach:** Lou Henson

**Captain:** Audie Matthews

N 26 68 at St. Louis 65  
 D 3 75 at Missouri 76  
 D 4 54 St. Louis (at Columbia, Mo.) 46  
 D 8 84 San Jose State 70  
 D 11 67 Nebraska 63  
 D 13 72 Cleveland State 70  
 D 17 67 Cal Poly (San Luis Obispo) 65  
 D 18 80 Arizona State 74  
 D 27 66 Houston (at Honolulu) 69  
 D 29 73 William & Mary (at Honolulu) 64  
 D 30 52 St. John's (at Honolulu) 56  
 J 1 70 at Long Beach State 84  
 J 6 89 at Ohio State 72  
 J 8 60 at Indiana 80  
 J 13 69 Minnesota\* 83  
 J 15 81 Iowa 84  
 J 20 58 at Michigan State 67  
 J 22 61 at Michigan 66  
 J 24 71 Northwestern 68  
 J 29 63 at Purdue 66  
 F 3 82 Wisconsin 72  
 F 5 71 Purdue 70  
 F 10 65 at Northwestern 63  
 F 12 50 at Wisconsin 62  
 F 17 73 Indiana 69  
 F 19 60 Ohio State 64  
 F 24 64 at Iowa 76  
 F 26 70 at Minnesota\* 72  
 M 3 72 Michigan 87  
 M 5 61 Michigan State 62

\*Later forfeited to Illinois

## 1977-78 (13-14, 7-11)

**Coach:** Lou Henson

**Captain:** Audie Matthews

N 25 64 North Carolina-Charlotte 68  
 N 28 113 Arizona 107  
 D 1 82 Southern Cal 59  
 D 3 84 at South Carolina 68  
 D 6 96 Missouri 85  
 D 16 81 Brigham Young 74  
 D 28 75 Washington St. (at Portland) 81  
 D 29 86 Oregon (at Portland) 81  
 D 30 68 Washington (at Portland) 81  
 J 5 85 at Purdue 95  
 J 7 65 at Indiana 64  
 J 12 70 Michigan State 82  
 J 14 65 Michigan 61  
 J 19 66 at Minnesota 70  
 J 21 73 Northwestern 64  
 J 26 70 at Iowa 61  
 J 30 84 Ohio State 87  
 F 2 74 Wisconsin 71  
 F 4 65 at Ohio State 70  
 F 9 61 at Northwestern 72  
 F 11 73 at Wisconsin 80  
 F 16 69 Minnesota 75  
 F 18 77 Iowa 76  
 F 23 96 at Michigan 107  
 F 25 67 at Michigan State 89  
 M 2 68 Indiana 77  
 M 4 67 Purdue 66

## 1978-79 (19-11, 7-11)

**Coach:** Lou Henson

**Captain:** Larry Lubin

N 24 109 Texas (Arlington) 74  
 N 28 81 Denver 57  
 D 2 65 at Tulane 60  
 D 5 69 at Missouri 57  
 D 8 64 South Carolina 57  
 D 9 86 Centenary 60  
 D 16 82 at Kent State 44  
 D 22 64 Syracuse (at Lexington, Ky.) 61  
 D 23 71 Texas A&M (at Lexington, Ky.) 57  
 D 28 84 Western Michigan 79  
 (at Anchorage, Alaska)  
 D 29 88 Ozarks (at Anchorage, Alaska) 82  
 D 30 92 at Alaska (Anchorage) 80  
 J 4 65 Indiana 61  
 J 6 74 Northwestern 56  
 J 11 57 Michigan State 55  
 J 13 66 Ohio State 69  
 J 18 81 at Wisconsin 74  
 J 20 57 Purdue 69  
 J 25 52 at Iowa 58  
 J 27 54 Michigan 56  
 F 1 67 Minnesota 57  
 F 3 65 at Michigan 74  
 F 8 65 at Purdue 71  
 F 10 59 at Minnesota 57  
 F 15 81 Wisconsin 64  
 F 17 53 Iowa 67  
 F 22 55 at Ohio State 73  
 F 24 62 at Michigan State 76  
 M 1 64 Northwestern 71  
 M 3 60 Indiana 72

## 1979-80 (22-13, 8-10)

**Coach:** Lou Henson

**Captains:** Levi Cobb, Neil Bresnahan

N 30 86 at Brigham Young 76  
 D 4 66 Missouri 67  
 D 6 74 Kent State 65  
 D 8 77 Long Beach State 60  
 D 10 79 at Texas Christian 64  
 D 11 91 Missouri-St. Louis 65  
 D 14 94 Kentucky State 65  
 D 15 47 Illinois State 40  
 D 22 78 Marquette 80  
 D 28 75 Army (at Honolulu) 48  
 D 29 77 Louisville (at Honolulu) 64  
 D 30 94 at Hawaii 82  
 J 3 71 Iowa 72  
 J 5 81 Northwestern 71  
 J 10 66 at Purdue 74  
 J 12 75 at Minnesota 79  
 J 17 80 Michigan 69  
 J 19 69 at Wisconsin 64  
 J 24 76 Ohio State 79  
 J 26 74 Michigan State 65  
 J 31 54 at Indiana 60  
 F 2 59 at Michigan State 68  
 F 7 67 Wisconsin 50  
 F 9 89 Indiana 68  
 F 14 76 at Michigan 78  
 F 16 57 at Ohio State 71  
 F 21 60 Minnesota 58  
 F 23 69 Purdue 72  
 F 28 90 at Northwestern 66

M 1 71 at Iowa 75

**National Invitation Tournament**

M 5 105 Loyola (Chicago) 87  
 M 10 75 Illinois State 65  
 M 13 65 Murray State 63  
 M 17 63 Minnesota (at New York) 65  
 M 19 84 Nevada-Las Vegas (at New York) 74

## 1980-81 (21-8, 12-6)

**Coach:** Lou Henson

**Captains:** Derek Holcomb, Eddie Johnson, Mark Smith

N 29 98 Loyola Marymount 65  
 D 6 87 Texas Christian 55  
 D 10 84 Missouri (at St. Louis) 62  
 D 13 69 at Marquette 68  
 D 19 75 Brigham Young (at Knoxville) 80  
 D 20 106 Iona (at Knoxville) 84  
 D 26 84 Ohio Univ. 54  
 D 27 93 Oklahoma 63  
 J 3 104 Southern Illinois-Edwardsville 68  
 J 8 83 at Northwestern 64  
 J 10 61 at Indiana 78  
 J 15 87 Purdue 65  
 J 17 80 Minnesota 76  
 J 22 76 at Michigan 80  
 J 24 45 Wisconsin 54  
 J 29 71 at Michigan State 70  
 J 31 79 Iowa 66  
 F 5 82 Ohio State 63  
 F 7 66 at Iowa 72  
 F 12 84 at Wisconsin 65  
 F 14 63 at Ohio State 57  
 F 19 67 Michigan 64  
 F 21 82 Michigan State 62  
 F 26 59 at Minnesota 76  
 F 28 81 at Purdue 70  
 M 5 66 Indiana 69  
 M 7 98 Northwestern 76  
**NCAA Regional**  
 M 14 67 Wyoming (at Los Angeles) 65  
 M 19 52 Kansas State (at Salt Lake City) 57



### 1981-82 (18-11, 10-8)

**Coach:** Lou Henson  
**Captains:** James Griffin, Perry Range,  
Craig Tucker

- N 28 87 at Loyola (Ill.) 83
  - D 5 55 Kansas State 49
  - D 8 68 Missouri (at St. Louis) 78
  - D 11 72 Army 37
  - D 12 76 Texas A&M 63
  - D 19 53 St. Louis Univ. 43
  - D 22 90 North Dakota State 61
  - D 28 56 Bowling Green (at Toledo) 51
  - D 29 51 at Toledo 71
  - J 7 60 at Northwestern 50
  - J 9 50 at Iowa 56
  - J 14 50 Ohio State 51
  - J 16 55 Michigan State 51
  - J 21 53 Indiana 54
  - J 23 64 at Minnesota 57
  - J 28 63 at Purdue 48
  - J 30 79 Michigan 61
  - F 4 88 Wisconsin 54
  - F 6 53 at Michigan 58
  - F 11 60 at Indiana 73
  - F 13 68 at Wisconsin 60
  - F 18 44 Purdue 52
  - F 20 77 Minnesota 65
  - F 25 47 at Michigan State 56
  - F 27 53 at Ohio State 63
  - M 4 73 Iowa 67
  - M 6 85 Northwestern 65
- National Invitation Tournament**
- M 10 126 Long Island 78
  - M 15 58 Dayton 61

### 1982-83 (21-11, 11-7)

**Coach:** Lou Henson  
**Captains:** Kevin Bontemps, Derek Harper,  
Bryan Leonard

- N 26 47 Vanderbilt (at Anchorage, AK) 58
  - N 27 72 Texas A&M (at Anchorage, AK) 70
  - N 28 68 Florida (at Anchorage, AK) 55
  - D 2 94 Valparaiso 59
  - D 4 75 Western Michigan 59
  - D 8 59 at Kansas State 55
  - D 11 57 at Kentucky 76
  - D 13 79 Vanderbilt 77
  - D 17 79 Southern Illinois-Carbondale 61
  - D 18 67 Illinois State 60
  - D 23 75 at Oklahoma 101
  - D 31 73 Loyola (Ill.) 72
  - J 3 74 Iowa State (at Rosemont) 57
  - J 6 49 at Minnesota 75
  - J 8 61 at Wisconsin 54
  - J 13 55 Indiana 69
  - J 15 63 Ohio State 55
  - J 19 62 at Purdue 63
  - J 27 78 at Michigan State 71
  - J 29 87 at Michigan 74
  - F 3 62 Iowa 61
  - F 5 78 Northwestern 62
  - F 10 55 at Northwestern 58
  - F 12 66 at Iowa 68
  - F 17 91 Michigan 71
  - F 19 69 Michigan State 61
  - F 23 54 Purdue 56
  - M 3 74 at Ohio State 73
  - M 5 55 at Indiana 67
  - M 10 71 Wisconsin 64
  - M 13 70 Minnesota 67
- NCAA Regional**
- M 17 49 Utah (at Boise) 52

### 1983-84 (26-5, 15-3)

**Coach:** Lou Henson  
**Captain:** Quinn Richardson

- N 25 99 Utah (at Rosemont, IL) 65
  - N 26 70 Loyola (Chicago) 53 (at Rosemont, IL)
  - D 2 65 Western Illinois 49
  - D 3 78 Southern Mississippi 47
  - D 6 69 at Vanderbilt 55
  - D 10 69 West Texas State 58
  - D 12 74 Loyola (Chicago) 69
  - D 21 78 Cal. State-Northridge 57
  - D 24 54 Kentucky 56
  - D 28 66 Missouri (at St. Louis) 60
  - J 5 80 Minnesota 53
  - J 7 63 at Wisconsin 62
  - J 11 68 at Indiana 78
  - J 14 55 at Ohio State 53
  - J 21 76 Purdue 52
  - J 26 46 Michigan State 40
  - J 28 75 Michigan 66
  - F 2 54 at Iowa 52
  - F 4 71 at Northwestern 52
  - F 8 73 Northwestern 49
  - F 12 73 Iowa 53
  - F 16 60 at Michigan 62
  - F 19 70 at Michigan State 53
  - F 25 55 at Purdue 59
  - M 1 73 Ohio State 58
  - M 4 70 Indiana 53
  - M 8 53 at Minnesota 41
  - M 10 81 Wisconsin 57
- NCAA Regional**
- M 18 64 Villanova (at Milwaukee) 56
  - M 22 72 Maryland (at Lexington) 70
  - M 24 51 Kentucky (at Lexington) 54

### 1984-85 (26-9, 12-6)

**Coach:** Lou Henson  
**Captain:** George Montgomery

- N 18 81 Oklahoma (at Springfield, MA) 64
- N 23 64 Idaho State (at Anchorage, AK) 44
- N 24 52 Alabama Birmingham 59  
(at Anchorage, AK)
- N 25 75 Oregon (at Anchorage, AK) 72
- N 28 81 Chicago State 63
- D 1 73 Oklahoma 70
- D 4 92 Cal State-Chico 47
- D 6 65 Missouri (at St. Louis) 50
- D 7 72 Columbia 48
- D 8 93 New Mexico State 55
- D 15 83 South Carolina State 47
- D 18 87 Cincinnati (at Rosemont, IL) 65
- D 22 62 Loyola (Chicago) (at Rosemont, IL) 63
- J 3 58 at Minnesota 60
- J 5 60 at Iowa 64
- J 10 64 Michigan 58
- J 12 75 Michigan State 63
- J 17 78 at Wisconsin 67
- J 19 55 at Northwestern 43
- J 23 84 Ohio State 66
- J 27 52 Indiana 41
- J 30 34 at Purdue 54

- F 3 77 at Houston 76
- F 7 56 at Michigan State 64
- F 9 45 at Michigan 57
- F 14 64 Northwestern 42
- F 16 68 Wisconsin 49
- F 21 66 at Indiana 50
- F 23 64 at Ohio State 72
- M 2 86 Purdue 43
- M 7 59 Iowa 53
- M 9 82 Minnesota 56

#### NCAA Regional

- M 15 76 Northeastern (at Atlanta) 57
- M 17 74 Georgia (at Atlanta) 58
- M 21 53 Georgia Tech (at Providence) 61

### 1985-86 (22-10, 11-7)

**Coach:** Lou Henson  
**Captains:** Bruce Douglas, Efrem Winters

- N 26 95 Loyola (Chicago) 64
  - N 29 72 Hawaii-Loa (at Honolulu) 45
  - N 30 57 Oklahoma (at Honolulu) 59
  - D 4 84 Wisconsin-Green Bay 34
  - D 6 79 Eastern Kentucky 56
  - D 7 115 Utah State 64
  - D 10 51 at Tennessee 54
  - D 14 102 Houston 92
  - D 21 67 Missouri (at St. Louis) 55
  - D 23 95 Howard 61
  - D 30 64 Iowa State (at Rosemont) 62
  - J 2 76 Minnesota 57
  - J 4 59 Iowa 60
  - J 8 59 at Michigan 61
  - J 12 51 at Michigan State 58
  - J 16 73 Wisconsin 54
  - J 18 72 Northwestern 46
  - J 23 67 at Ohio State 65
  - J 25 69 at Indiana 71
  - F 2 80 Purdue 68
  - F 6 80 Michigan State 84
  - F 8 83 Michigan 79
  - F 13 75 at Northwestern 52
  - F 15 82 at Wisconsin 74
  - F 20 60 Indiana 61
  - F 22 66 Ohio State 62
  - F 27 81 at Purdue 72
  - M 1 59 at Georgia Tech 57
  - M 6 53 at Iowa 57
  - M 8 73 at Minnesota 64
- NCAA Regional**
- M 14 75 Fairfield (at Charlotte) 51
  - M 16 56 Alabama (at Charlotte) 58



## 1986-87 (23-8, 13-5)

**Coach** Lou Henson

**Captains** Doug Altenberger, Ken Norman  
Tony Wysinger

- N 28 67 New Mexico State (at Laie, HI) 65
- N 29 69 Duke (at Laie, HI) 62
- D 4 92 Chicago State 78
- D 6 99 at Pittsburgh 97
- D 8 85 Eastern Illinois 51
- D 12 92 Baylor 68
- D 13 81 Princeton 55
- D 20 77 at North Carolina 90
- D 23 92 Missouri (at St. Louis) 74
- D 27 82 at Loyola (Chicago) 83
- J 3 95 Michigan 84
- J 5 79 Michigan State 72
- J 8 68 at Wisconsin 66
- J 10 76 at Northwestern 69
- J 14 88 Iowa 91
- J 17 80 Minnesota 58
- J 22 86 at Purdue 87
- J 24 82 Arizona 63
- J 28 66 at Indiana 69
- J 31 69 Colorado 65
- F 2 82 at Ohio State 65
- F 5 72 Northwestern 43
- F 7 99 Wisconsin 74
- F 12 79 at Minnesota 67
- F 14 61 at Iowa 66
- F 23 75 Purdue 76
- F 25 93 Ohio State 70
- M 1 69 Indiana 67
- M 4 89 at Michigan 75
- M 7 77 at Michigan State 64

### NCAA Regional

67 Austin Peay (at Birmingham) 68

## 1987-88 (23-10, 12-6)

**Coach** Lou Henson

**Captains:** Glynn Blackwell, Jens Kujawa

- N 27 73 Baylor (at Maui, HI) 50
- N 28 76 Villanova (at Maui, HI) 78
- N 29 81 Kansas (at Maui, HI) 75
- D 2 86 Chicago State 57
- D 5 111 Mississippi Valley State 73
- D 8 100 Austin Peay 62
- D 11 109 Illinois-Chicago 53
- D 12 107 Auburn 103
- D 19 74 North Carolina 85
- D 22 75 Missouri (at St. Louis) 63
- D 30 86 Colorado (at Denver) 68
- J 4 68 Purdue 81
- J 7 65 at Minnesota 61
- J 9 77 Michigan State 62
- J 16 80 at Wisconsin 65
- J 17 103 Tennessee 79
- J 21 79 at Iowa 93
- J 23 79 Northwestern 48
- J 28 64 at Michigan 76
- J 30 70 at Arizona 78
- F 4 60 at Ohio State 64
- F 6 74 Indiana 75
- F 11 86 Minnesota 50
- F 13 83 at Michigan State 65
- F 17 118 Ohio State 86
- F 21 85 Wisconsin 65
- F 25 74 at Purdue 93
- F 29 75 at Indiana 65

- M 6 94 Iowa 81
- M 9 85 Michigan 74
- M 12 79 at Northwestern 74

### NCAA Regional

81 Texas-San Antonio (at Cincinnati) 72  
63 Villanova (at Cincinnati) 66

## 1988-89 (31-5, 14-4)

**Coach** Lou Henson

**Captains** Kenny Battle, Lowell Hamilton

- N 26 85 Illinois-Chicago 59
- N 29 86 Metro State 55
- D 3 91 Mississippi 79
- D 6 97 Florida 67
- D 9 112 Duquesne 81
- D 10 107 Arkansas-Little Rock 88
- D 17 105 Tennessee Tech 77
- D 19 87 Missouri (at St. Louis) 84
- D 22 127 at Louisiana State 100
- D 28 85 Tulsa (at Honolulu) 58
- D 29 80 Georgia Tech (at Honolulu) 75
- D 30 96 at Hawaii 87
- J 7 71 Michigan State 54
- J 12 103 Wisconsin 80
- J 14 96 Michigan 84
- J 19 75 at Northwestern 70
- J 22 103 Georgia Tech 92
- J 26 62 at Minnesota 69
- J 28 75 Indiana 65
- F 2 72 at Purdue 76
- F 5 82 at Iowa 86
- F 9 62 Ohio State 60
- F 11 86 Northwestern 69
- F 16 75 at Michigan State 56
- F 18 52 at Wisconsin 72
- F 20 102 Purdue 75
- F 26 94 at Ohio State 71
- M 2 63 Minnesota 58
- M 5 70 at Indiana 67
- M 8 118 Iowa 94
- M 11 89 at Michigan 73

### NCAA Regional

M 16 77 McNeese State 71 (at Indianapolis)  
M 18 72 Ball State (at Indianapolis) 60  
M 24 83 Louisville (at Minneapolis) 69  
M 26 89 Syracuse (at Minneapolis) 86

### NCAA Final Four

A 1 81 Michigan (at Seattle) 83

## 1989-90 (21-8, 11-7)

**Coach:** Lou Henson

**Captains:** Kendall Gill, Stephen Bardo

- N 28 83 at Mississippi 72
- D 2 82 Chicago State 62
- D 5 74 at Florida 69
- D 8 93 Indiana State 59
- D 9 96 Metro State 62
- D 16 78 Temple 61
- D 20 101 Missouri (at St. Louis) 93
- D 23 71 Wisconsin-Green Bay 47
- D 29 97 Grambling (at Chicago) 73
- D 30 83 Memphis State (at Chicago) 71

- J 4 73 Wisconsin 59
  - J 6 74 at Minnesota 91
  - J 13 85 at Northwestern 78
  - J 15 70 Michigan 74
  - J 18 73 Michigan State 64
  - J 20 68 at Purdue 81
  - J 25 66 at Wisconsin 63
  - J 27 92 Ohio State 81
  - J 29 67 at Iowa 69
  - F 4 70 Indiana 65
  - F 8 99 Minnesota 72
  - F 11 79 at Michigan 93
  - F 14 88 Northwestern 74
  - F 17 63 at Michigan State 70
  - F 21 90 Purdue 78
  - F 26 80 at Ohio State 86
  - M 4 118 Iowa 85
  - M 11 69 at Indiana 63
- NCAA Regional**  
M 15 86 Dayton (at Austin, Texas) 88

## 1990-91 (21-10, 11-7)

**Coach:** Lou Henson

**Captains:** Andy Kpedi, Larry Smith


- N 23 103 at American-Puerto Rico 84
- N 24 73 Nebraska 100 (at San Juan)
- N 25 80 Old Dominion 62 (at San Juan)
- N 29 60 Illinois-Chicago 71
- D 1 106 Eastern Illinois 87
- D 3 120 Wisconsin-Milwaukee 116, 2ot
- D 5 68 at Penn State 78
- D 7 112 Oregon State 78
- D 8 85 Georgia Southern 67
- D 15 83 Arkansas-Little Rock 72
- D 19 84 Missouri 81 (at St. Louis)
- D 22 102 Louisiana State 96
- D 29 84 at Memphis State 75
- J 2 74 at Indiana 109
- J 5 63 Purdue 61
- J 10 67 Minnesota 66
- J 17 68 Michigan State 71
- J 19 55 at Ohio State 89
- J 26 72 at Michigan 67
- J 28 53 Iowa 50
- F 2 70 Wisconsin 62
- F 4 73 Northwestern 59
- F 6 59 at Purdue 56
- F 10 94 at Minnesota 74
- F 16 58 at Michigan State 62
- F 20 64 Ohio State 73
- F 23 79 at Iowa 74
- F 28 68 Michigan 65
- M 2 91 at Northwestern 81
- M 6 77 at Wisconsin 85
- M 10 58 Indiana 70



# ILLINI IN THE PROS



**Nick Anderson - Orlando (NBA), 1989**  
 Kenny Battle - Phoenix (NBA), 1989-90;  
 Denver (NBA), 1991  
 Irv Bemoras - Milwaukee (NBA), 1954;  
 St. Louis (NBA), 1957  
 Jack Burmaster - Oshkosh (NPBL), 1949;  
 Sheboygan (NPBL), 1950-51  
 Jim Dawson - Indiana (ABA), 1968  
 Dike Eddleman - Tri-Cities (NBA), 1950-51;  
 Milwaukee (NBA), 1952; Ft. Wayne  
 (NBA), 1952-53  
 Bill Erickson - St. Paul (NPBL), 1951  
 Don Freeman - Minnesota (ABA), 1968;  
 Miami (ABA), 1969-70; Utah (ABA), 1971;  
 Texas (ABA), 1971; Dallas (ABA), 1972;  
 Indiana (ABA), 1973-74; San Antonio  
 (ABA), 1975; Los Angeles (NBA), 1976  
**Kendall Gill - Charlotte (NBA), 1990-**  
**Derek Harper - Dallas (NBA), 1984-**  
**Eddie Johnson - Kansas City (NBA),**  
**1982-85; Sacramento (NBA), 1986-87;**  
**Phoenix (NBA) 1987-90; Seattle (NBA),**  
**1990-**  
 Rich Jones - Dallas (ABA), 1970; Texas  
 (ABA), 1971; Dallas (ABA), 1972-73;  
 San Antonio (ABA), 1974-75; New York  
 (ABA), 1976; New York Nets (NBA), 1977




**Nick Anderson**


John Kerr - Syracuse (NBA), 1955-63;  
 Philadelphia (NBA) 1964-65; Baltimore  
 (NBA), 1966  
 Walt Kersulis - Louisville (NPBL), 1951  
 Walton Kirk, Jr. - Ft. Wayne-Indianapolis  
 (NBA), 1949; Anderson & Tri-Cities  
 (NBA), 1950; Milwaukee (NBA), 1952  
 Steve Kuberski - Boston (NBA), 1970-74;  
 Milwaukee (NBA), 1975; Buffalo (NBA),  
 1976; Boston (NBA), 1976-78  
**Marcus Liberty - Denver (NBA), 1990-**  
**Scott Meents - Seattle (NBA), 1989-**  
 Ken Menke - Waterloo (NBA), 1950  
**Ken Norman - Los Angeles Clippers**  
**(NBA), 1987-**  
 Don Ohl - Detroit (NBA), 1961-64; Baltimore  
 (NBA), 1965-68; St. Louis (NBA), 1968;  
 Atlanta (NBA), 1969-70  
 Wally Osterkorn - St. Paul & Sheboygan  
 (NPBL), 1951; Syracuse (NBA), 1951-55  
 Stan Patrick - Waterloo & Sheboygan  
 (NPBL), 1950  
 Andy Phillip - Chicago (NBA), 1948-50;  
 Philadelphia (NBA), 1951-52; Ft. Wayne  
 (NBA), 1953-56; Boston (NBA), 1956-58  
 Mike Price - New York (NBA), 1971-72;  
 Indiana (ABA), 1972; Philadelphia (NBA),  
 1973

Dave Scholz - Philadelphia (NBA), 1970  
 Oliver Shoaff - Hammond (NPBL), 1949  
 Jack Smiley - Ft. Wayne (NPBL), 1948;  
 Ft. Wayne (NBA), 1949; Anderson &  
 Waterloo (NBA), 1950; Waterloo (NPBL),  
 1951  
 Don Sunderlage - Milwaukee (NBA), 1954;  
 Minneapolis (NBA), 1955  
 Roger Taylor - Cleveland & New York  
 (ABL), 1962; Philadelphia (ABL), 1963  
 Skip Thoren - Minnesota (ABA), 1968;  
 Miami (ABA), 1969-70  
 Gene Vance - Chicago (NBA), 1948-49;  
 Tri-Cities (NBA), 1950-51; Milwaukee  
 (NBA), 1952  
 Govoner Vaughn - Chicago & Hawaii (ABL),  
 1962; Oakland (ABL), 1963  
 Nick Weatherspoon - Capital (NBA), 1974;  
 Washington (NBA), 1975-77; Seattle  
 (NBA), 1977; Chicago (NBA), 1978;  
 San Diego (NBA), 1979-81  
 John Wessels - Chicago (ABL), 1962  
 Bob Wood - Sheboygan (NPBL), 1950

**Current players in bold**



**Derek Harper**



**Kendall Gill**

ILLINOIS BASKETBALL  
 A RICH TRADITION

# ILLINI BASKETBALL LETTERWINNERS



- Adams, Rich, 1975, 76, 77, 78  
Altenberger, Bill, 1955, 56, 57  
Altenberger, Doug, 1983, 84, 85, 87  
Altenmeyer, Vern, 1959, 60  
Alwood, Clyde, 1915, 16, 17  
Anderson, Earl, 1918  
Anderson, Nick, 1988, 89  
Anderson, Van, 1948, 49, 50  
Applegran, Clarence, 1916
- Bane, Frank, 1914, 15  
Bardo, Stephen, 1987, 88, 89, 90  
Bartholomew, Robert, 1930, 31, 32  
Battle, Kenny, 1988, 89  
Bauer, Larry, 1964  
Baumgardner, Max, 1951, 53  
Beach, Ted, 1950, 51  
Bemoras, Irvin, 1951, 52, 53  
Benham, Harold, 1935, 36  
Bennett, Caslon, 1931, 32, 33  
Bergeson, Carl, 1930  
Bernstein, Louis, 1909, 10  
Beynon, Jack, 1934, 35  
Blackwell, Glynn, 1986, 87, 88  
Blackwell, Mel, 1964  
Blout, Bryon, 1936, 37  
BonSalle, George, 1955, 56, 57  
Bontemps, Kevin, 1980, 81, 82, 83  
Boudreau, Lou, 1937, 38  
Bowman, P.J., 1989, 90  
Braun, Howard, 1934, 35, 36  
Bredar, James, 1951, 52, 53  
Bresnahan, Neil, 1977, 78, 79, 80  
Breyfogle, Larry, 1958  
Britton, Earl, 1924  
Brody, Tal, 1963, 64, 65  
Brothers, Bruce, 1954, 55, 56  
Brown, Bob, 1964, 66  
Brundage, Avery, 1908  
Bunkenberg, Bruce, 1958, 59, 60  
Burmester, Jack, 1945, 46, 47, 48  
Burwell, Bill, 1961, 62, 63  
Busboom, Les, 1967, 68, 69  
Bushell, Tim, 1974
- Caiazza, Ted, 1957  
Cann, Fremont, 1928  
Carmichael, Tom, 1974, 75  
Carney, Charles, 1920, 21, 22  
Cermack, Jerome, 1907  
Clemons, Rennie, 1991  
Cobb, Levi, 1977, 78, 79, 80  
Cohen, Larry, 1972  
Colangelo, Jerry, 1960, 61, 62  
Collins, Walter, 1921, 22  
Combes, Harry, 1935, 36, 37  
Conner, Nick, 1971, 72, 73  
Craig, Hal, 1946  
Crane, Dudley, 1914  
Crews, Randy, 1968, 69, 70  
Cronk, Howard, 1940  
Curless, Jerry, 1961
- Dadant, Maurice, 1906, 07, 08
- Dahringer, Homer, 1912, 13  
Daniels, Jay, 1982, 83  
Daugherty, Russell, 1925, 26, 27  
Davies, Carl, 1938  
Dawson, Jeff, 1973, 74  
Dawson, Jim, 1965, 66, 67  
DeDecker, Jim, 1971, 72  
Dehner, Louis, 1935, 38, 39  
Deimling, Keston, 1926, 27, 28  
Delaney, Donald, 1944, 45  
DeMoulin, Ray, 1944  
Deputy, Donn, 1974  
Dezort, Tom, 1970  
Dillon, David, 1941  
Doolen, Bryan, 1926  
Dorn, Ernest, 1927, 28, 29  
Doster, Robert, 1946, 47  
Douglas, Bruce, 1983, 84, 85, 86  
Downey, Dave, 1961, 62, 63  
Drew, Earl, 1928, 29  
Drish, John, 1939, 40, 41  
Duner, Swen, 1913, 14, 15  
Dunlap, Ron, 1966, 67  
Dutcher, James, 1954, 55
- Eddleman, Dwight, 1947, 48, 49  
Edwards, Bill, 1962, 63, 64  
Elwell, Dan, 1916  
Erickson, William, 1947, 48, 49, 50  
Evers, Walter, 1940
- Farnham, Brad, 1974, 75  
Felmley, John, 1917, 20  
Fencil, Fred, 1934  
Fencil, George, 1930, 31, 32  
Ferdinand, Ken, 1976, 77  
Flessner, Deon, 1966, 67  
Fletcher, Ralph, 1919  
Fletcher, Rodney, 1950, 51, 52  
Foley, Richard, 1947, 48, 49  
Follmer, Clive, 1951, 52, 53  
Follmer, Mack, 1950, 51  
Foster, Jed, 1971, 72, 73  
Fowler, Charles, 1942  
Frandsen, Lee, 1959, 60  
Frank, Joseph, 1938, 39, 40  
Freeman, Don, 1964, 65, 66  
Fronczak, Stan, 1948  
Froschauer, Frank, 1933, 34, 35  
Fulton, Clifton, 1943, 50
- Gates, Ralph, 1912  
Gates, William, 1936  
Gatewood, Roy, 1950  
Gadvilas, Leo, 1945  
Geers, Tim, 1990, 91  
Gerecke, Herbert, 1951, 52  
Gerhardt, Tom, 1976, 77, 78  
Gibbs, Paul, 1933  
Gibson, Ken, 1990  
Gill, Kendall, 1987, 88, 89, 90  
Gillespie, Gordon, 1944  
Gosnell, Alan, 1958, 59, 60  
Graff, Dennis, 1974
- Gray, Reno, 1978, 80  
Green, Fred, 1946, 47, 48, 49  
Green, Jim, 1987  
Greene, Royner, 1934, 35  
Griffin, James, 1979, 80, 81, 82  
Guttschow, Roy, 1934, 35
- Haffner, Scott, 1985  
Haines, Leonard, 1924, 25, 26  
Halas, George, 1917, 18  
Hall, Albert, 1910, 12  
Haller, Tom, 1957  
Handlon, Colin, 1938, 39, 40  
Hamilton, Lowell, 1986, 87, 88, 89  
Hapac, William, 1938, 39, 40  
Harper, Charles, 1929, 30, 31  
Harper, Derek, 1981, 82, 83  
Harrison, Jodie, 1968, 69  
Hellmich, Hudson, 1932, 33, 34  
Hellstrom, Norton, 1921, 23  
Henry, Wilber, 1935, 36, 37  
Hill, Herbert, 1929  
Hinton, Larry, 1964, 65, 66  
Hocking, William, 1940, 41, 42  
Hoffmann, R. W., 1913  
Holcomb, Derek, 1979, 80, 81  
Hollopeter, Cecil, 1925  
Hooper, Max, 1952, 53, 54  
Hortin, Gordon, 1944  
How, John, 1928, 29  
Howat, Rick, 1969, 70, 71  
Humphrey, Dwight, 1946, 47
- Ingwersen, Bert, 1918, 19, 20
- Jackson, Greg, 1969, 70, 71  
Jackson, Mannie, 1958, 59, 60  
Johansen, Bob, 1965, 66, 67  
Johnson, Eddie, 1978, 79, 80, 81  
Johnson, Howard, 1974, 75  
Jones, Mike, 1978  
Jones, Rich, 1966, 67  
Jones, Rodney, 1990  
Judson, Howard, 1944, 45  
Judson, Paul, 1954, 55, 56  
Judson, Phil, 1955, 56  
Judson, Rob, 1977, 78, 79, 80  
Juul, Herbert, 1906, 07
- Kamm, Albert, 1933, 34  
Kamm, Alfred, 1934  
Kamp, Elbert, 1930, 31, 32  
Kamp, Robert, 1930, 31, 32  
Karnes, T. D., 1924, 25  
Kassel, Charles, 1925, 26  
Kaufmann, Andy, 1990, 91  
Kawal, Ed, 1930  
Keller, Charles, 1986  
Kerr, John, 1952, 53, 54  
Kersulis, Walt, 1945, 48, 49, 50  
Kircher, Helmuth, 1913, 14  
Kirk, Walt, 1944, 45, 47  
Klusendorf, Don, 1984  
Kopp, William, 1919





Kpedi, Andy, 1990, 91  
Krelle, Jim, 1970, 71, 72  
Kujawa, Jens, 1986, 87, 88  
Kunz, Phil, 1987, 88

Landt, Louis, 1959, 60  
Lanter, Steve, 1977, 79  
Lasater, Harry, 1938  
Leddy, George, 1946  
Leeper, Sam, 1962  
Leighty, Rick, 1976, 77  
Leo, Herbert, 1911, 12  
Leonard, Bryan, 1981, 82, 83  
Liberty, Marcus, 1989, 90  
Lindsay, Forrest, 1926  
Lipe, Cordon, 1923, 24, 25, 26  
Lipe, K. Jack, 1925, 26  
Love, John, 1962, 64  
Lovelace, Jay, 1962  
Louis, Benny, 1966, 67, 68  
Lubin, Larry, 1976, 77, 78, 79

MacDonald, Mike, 1989  
Makovsky, Ed, 1953, 54  
Manzke, Edward, 1989  
Marks, James, 1948, 49  
Marks, John, 1951  
Markworth, Martin, 1936  
Martin, Hollie, 1926  
Mathisen, Arthur, 1941, 42, 43  
Matthews, Audie, 1975, 76, 77, 78  
Mauer, John, 1924, 25, 26  
May, Elbridge, 1929, 30, 31  
McClure, Ray, 1946  
McKay, Ernest, 1917  
McKay, Robert, 1927  
McKeown, Bill, 1964, 65  
Mee, Julian, 1920, 21  
Meents, Scott, 1983, 84, 85, 86  
Menke, Ken, 1942, 43, 47  
Menke, Robert, 1946  
Mettile, Jerry, 1967  
Meyer, Matt, 1979  
Michael, Tom, 1991  
Miller, Fred, 1969, 70, 71  
Mills, Coke, 1935  
Mills, Doug, 1961, 62  
Mills, Douglas, 1928, 29, 30  
Mittleman, Benjamin, 1918, 19  
Montgomery, George, 1982, 83, 84, 85  
Moore, Vernon, 1932  
Morris, Bill, 1972  
Morton, Robert, 1944, 45  
Mroz, Wallie, 1946

Nisbet, Tom, 1937, 38, 39  
Norman, Ken, 1985, 86, 87

Ohl, Don, 1956, 57, 58  
Olson, Everette, 1927  
O'Neal, Alvin, 1971  
O'Neal, Robert, 1941  
Orr, John, 1945  
Osterkorn, Walter, 1948, 49, 50

Otto, Gordon, 1916  
Owen, William, 1931, 32, 33  
  
Pace, Dennis, 1967, 68, 69  
Parker, Curtis, 1924  
Parker, Edwin, 1942  
Parker, Kenneth, 1943  
Patrick, Stan, 1944  
Paul, John, 1957, 58  
Pearson, Preston, 1966, 67  
Penn, Albert, 1908  
Perry, Edward, 1958, 59, 60  
Peterson, Robert, 1951, 52, 53  
Phillip, Andrew, 1942, 43, 47  
Phillips, Charles, 1938  
Plew, Elmer, 1953, 54  
Popken, Roland, 1922, 23, 24  
Popperfuss, Henry, 1908, 09, 10  
Poston, Emmett, 1909, 11  
Potter, Glenn, 1922, 23, 24  
Price, Mike, 1968, 69, 70  
Probst, J. S., 1918

Range, Perry, 1979, 80, 81, 82  
Redmon, Bogie, 1963, 64, 65  
Reitsch, Henry, 1921  
Rennacher, Roy, 1909  
Renner, Jerry, 1961  
Reynolds, Kenneth, 1925, 26, 27  
Richardson, Quinn, 1981, 82, 84  
Richmond, Robert, 1939, 41  
Ridley, William, 1954, 55, 56  
Reigel, Robert, 1935, 36, 37  
Riley, Roy, 1906  
Roberson, Garvin, 1972, 73  
Roberts, Dave, 1973, 74, 75  
Roettger, Walter, 1922, 23  
Rowe, Robert, 1946  
Rucks, Bill, 1974, 75  
Rucks, Jim, 1972  
Ryan, Edward, 1906, 07

Sabo, John, 1921, 22  
Sachs, Henry, 1939, 40, 41  
Schafer, Tom, 1984  
Schmidt, Harv, 1955, 56, 57  
Schmidt, Rick, 1973, 74, 75  
Scholz, Dave, 1967, 68, 69  
Schroeder, C.J., 1972, 73, 74  
Schuldt, James, 1951, 53  
Searcy, Ed, 1960  
Seyler, Jim, 1944, 45, 46  
Shapiro, Harold, 1939, 40, 41  
Shaplant, Bob, 1970, 71  
Shaplant, Mark, 1989  
Shirley, Alton, 1943  
Shoaff, Oliver, 1943  
Small, Bill, 1961, 62, 63  
Small, Ervin, 1988, 89, 90  
Smiley, Arthur, 1942, 43, 46, 47  
Smith, Dave, 1974  
Smith, Larry, 1987, 88, 89, 91  
Smith, Mark, 1978, 79, 80, 81  
Solyom, Andrew, 1928

Staab, Jake, 1944, 45  
Starnes, Bob, 1961, 62, 63  
Sterneck, Morris, 1954  
Stewart, Charles, 1906, 07  
Stilwell, Leland, 1922, 23, 24  
Stout, Hiles, 1955, 56, 57  
Swanson, Harold, 1936, 37  
Sunderlage, Don, 1949, 50, 51

Tabor, Hubert, 1922  
Tallmadge, Floyd, 1906  
Tarwain, John, 1930  
Taylor, Brooks, 1990, 91  
Taylor, Curtis, 1986  
Taylor, Paul, 1918, 19, 20  
Taylor, Roger, 1957, 58, 59  
Theobald, William, 1933  
Thomas, Deon, 1991  
Thompson, Thomas, 1908, 09, 10  
Thoren, Skip, 1963, 64, 65  
Thurlby, Burdette, 1948, 49, 50  
Tucker, Craig, 1981, 82  
Tucker, Otho, 1973, 75, 76

Vail, Charles, 1918, 20, 21  
Vance, Eugene, 1942, 43, 47  
Vaughn, Govoner, 1958, 59, 60  
Vopicka, James, 1936, 37  
Vopicka, Jim, 1964, 65

Walquist, Lawrence, 1920, 21, 22  
Wardley, George, 1937, 38, 39  
Washington, Mike, 1975, 76  
Watson, Carl, 1909, 10  
Weatherspoon, Nick, 1971, 72, 73  
Welch, Anthony, 1982, 83, 85, 86  
Wente, Mike, 1974  
Wessels, John, 1959, 60, 61  
Westervelt, Kevin, 1980  
Westfall, Curtis, 1907  
White, James, 1911, 12, 13  
Williams, Nate, 1975, 76  
Williford, Edward, 1913, 14, 15  
Wilson, Kenneth, 1919, 20  
Windmiller, Bob, 1969, 70  
Winters, Efirem, 1983, 84, 85, 86  
Woods, Ralf, 1915, 16, 17  
Woods, Ray, 1915, 16, 17  
Woodward, Reggie, 1986  
Woolston, William, 1911, 12  
Wright, James, 1952, 53, 54  
Wukovits, Victor, 1940, 41, 42  
Wysinger, Tony, 1984, 85, 86, 87



# ILLINOIS IN POSTSEASON ACTION



## NCAA TOURNAMENT

- 1942: Eastern Playoffs (at New Orleans)  
Kentucky 46, Illinois 44  
Penn State 41, Illinois 34
- 1949: Eastern Playoffs (at New York)  
Illinois 71, Yale 67  
Kentucky 56, Illinois 47  
**Final Playoffs (at Seattle)**  
Illinois 57, Oregon State 53  
(3rd place)
- 1951: Eastern Playoffs (at New York)  
Illinois 79, Columbia 71  
Illinois 84, No. Carolina St. 70  
Kentucky 76, Illinois 74  
**Final Playoffs (at Minneapolis)**  
Illinois 61, Oklahoma A&M 46  
(3rd place)
- 1952: Midwest Regional (at Chicago)  
Illinois 80, Dayton 61  
Illinois 74, Duquesne 68  
**Final Playoffs (at Seattle)**  
St. John's 61, Illinois 59  
Illinois 67, Santa Clara 64  
(3rd place)
- 1963: Midwest Regional (at East Lansing)  
Illinois 70, Bowling Green 67  
Loyola (Ill.) 79, Illinois 64

- 1981: Western Regional (at Los Angeles)  
Illinois 67, Wyoming 65  
**Western Regional (at Salt Lake City)**  
Kansas State 57, Illinois 52
- 1983: Western Regional (at Boise)  
Utah 52, Illinois 49
- 1984: Midwest Regional (at Milwaukee)  
Illinois 64, Villanova 56  
**Midwest Regional (at Lexington)**  
Illinois 72, Maryland 70  
Kentucky 54, Illinois 51
- 1985: East Regional (at Atlanta)  
Illinois 76, Northeastern 57  
Illinois 74, Georgia 58  
**East Regional (at Providence)**  
Georgia Tech 61, Illinois 53
- 1986: Southeast Regional (at Charlotte)  
Illinois 75, Fairfield 51  
Alabama 58, Illinois 56
- 1987: Southeast Regional (at Birmingham)  
Austin Peay 68, Illinois 67
- 1988: Southeast Regional (at Cincinnati)  
Illinois 81, Texas-San Antonio 72  
Villanova 66, Illinois 61

- 1989: Midwest Regional (at Indianapolis)  
Illinois 77, McNeese State 71  
Illinois 72, Ball State 60  
**Midwest Regional (at Minneapolis)**  
Illinois 83, Louisville 69  
Illinois 89, Syracuse 86  
**Final Four (at Seattle)**  
Michigan 83, Illinois 81
- 1990: Midwest Region (at Austin, Texas)  
Dayton 88, Illinois 86

## NATIONAL INVITATIONAL TOURNAMENT

- 1980: Preliminary Games (at Champaign)  
Illinois 105, Loyola (Ill.) 87  
Illinois 75, Illinois State 65  
Illinois 65, Murray State 63  
**Final Playoffs (at New York)**  
Minnesota 65, Illinois 63  
Illinois 84, Nevada-Las Vegas 74  
(3rd place)
- 1982: Preliminary Games (at Champaign)  
Illinois 126, Long Island 78  
Dayton 61, Illinois 58

Overall NCAA Record: 20-15 (.571)  
Overall NIT Record: 5-2 (.714)



Illinois made its most recent Final Four appearance in 1989. The Fighting Illini met Michigan in the semifinals at the Kingdome in Seattle.

# COVERING FIGHTING ILLINI BASKETBALL





# MEDIA INFORMATION



*The University of Illinois Sports Information Office is pleased to present this preseason publication on the 1991-92 Fighting Illini men's basketball team. We hope that it will answer most of your questions. This guide will be supplemented with weekly materials throughout the entire 1991-92 season. Please take a moment to review the following media-related information. As always, if I or my staff can be of further service, please call the UI Sports Information Office at 217/333-1390.*

Mike Pearson  
Sports Information Director  
University of Illinois

## ASSEMBLY HALL & PRESS BOX

**Entrance to Assembly Hall & Press Box** — Properly credentialed media may enter the Assembly Hall through the "Press and Participants" door at the northeast lower entrance. Persons picking up credentials at the Assembly Hall will be required to furnish positive identification to the attendant. Media should proceed to room 123 where overcoats and personal items can be stored while the game is in progress. Media may also secure game programs, media guides and pregame information sheets. Please contact a member of the UI Sports Information staff if access to room 123 is needed during the game. Coupons for refreshments, available at the stand directly behind the center of the back row of the media area, are available from the attendants in room 123.

## COURTSIDE PHOTOGRAPHY

All photographers should report to room 123 of the Assembly Hall upon their arrival to receive a photo armband, to be worn in addition to the credential. All photographers must work from within the designated areas around the perimeter of the playing court. The University of Illinois follows NCAA and Big Ten guidelines regarding event photography. In the event of heavy demand for photo credentials for a particular game, shooting locations will be assigned.

**Strobes** — Photographers wishing to use strobe equipment at Illinois home games must make their requests known to the Illinois Sports Information staff at least one week in advance of the game for which they are needed. There is a nominal charge for installation and/or use of such equipment.

## CREDENTIALS

**Press Box** All members of the media covering the game in a working capacity must seek appropriate credentials in advance from Mike Pearson, UI Sports Information Director. We would appreciate receiving

these requests at least two weeks before the date of the game. Requests for working space in the press box, courtside photo passes and parking passes must be made on your affiliation's letterhead stationary. In the event of heavy demand for credentials for a particular game, requests will be prioritized according to published circulation numbers. Be specific when requesting the type of credential needed. Spouses, dates, non-workers, and children will not be permitted in the press box. Media agencies that violate this policy will not be issued credentials for future games.

**Road-Game Credentials** Media credential requests for Fighting Illini road games should be addressed to the Sports Information Director of the host institution. Be specific when requesting the type of credential needed.

## HEADQUARTERS ON THE ROAD

Updates concerning the Illinois basketball team while it is on the road may be obtained from the accompanying sports information contact, who may be reached at the following hotels at which the team is staying the night before the game:

**December 10, 1991 Temple** Philadelphia Hilton & Towers Broad Street at Locust, Philadelphia, Pa. 19107 (215) 893-1600

**December 23, 1991 Missouri** Marriott Hotel One Broadway, St. Louis, Mo. 63102 (314) 421-1776

**December 30, 1991 University of Illinois-Chicago** Chicago Marriott Downtown, 540 N. Michigan Avenue, Chicago, Ill. 60611 (312) 836-6139

**January 11, 1992 Michigan State** Harley Hotel of Lansing, 3600 Dunkel Road, Lansing, Mich. 48910 (517) 351-7600

**January 15, 1992 Iowa** Highlander Inn, 2525 N. Dodge, Iowa City, Iowa 52240 (319) 354-2000

**January 25, 1992 Minnesota** Ramada Hotel - St. Paul, 1870 Old Hudson Road, St. Paul, Minn. 55119 (612) 735-2330

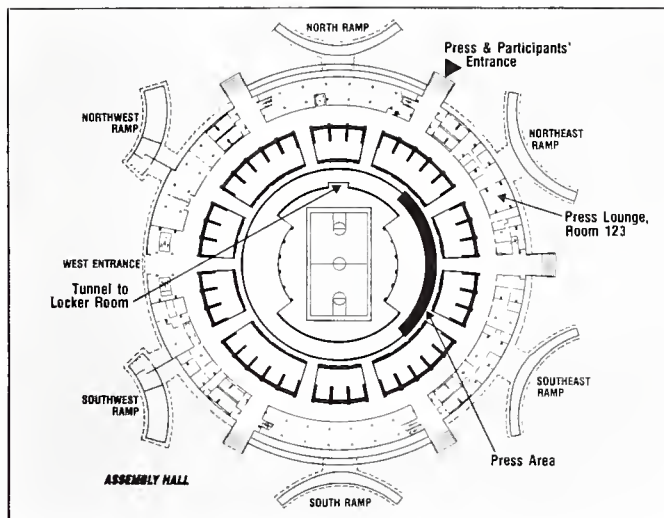
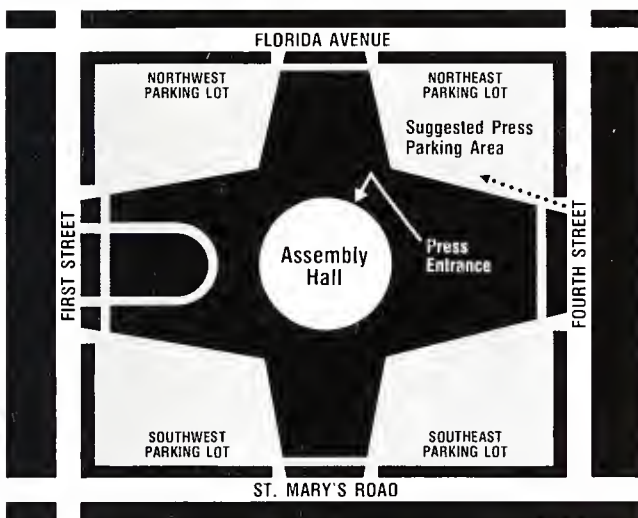
**February 1, 1992 Northwestern** North Shore Hilton and Towers, 9599 Skokie Boulevard, Skokie, Ill. 60077 (708) 679-7000

**February 11, 1992 Purdue** University Inn, 3001 Northwestern Avenue, West Lafayette, Ind. 47906 (317) 463-5511

**February 20, 1992 Wisconsin** Radisson Inn - Madison, 517 Grand Canyon Drive, Madison, Wis. 53719 (608) 833-0100

**March 1, 1992 Indiana** Ramada Inn, 1710 Kinsler Pike, Bloomington, Ind. 47401 (812) 334-3252





**March 11, 1992 Ohio State Holiday Inn on the Lane,**  
328 W. Lane Avenue, Columbus, Ohio 43201 (614) 294-4848

**March 14, 1992, Michigan Berkshire Hilton,** 610  
Hilton Blvd., Ann Arbor, Mich. 48101 (313) 762-7800

**HOTEL ROOMS**

The Sports Information Office has a limited number of rooms reserved in the Champaign-Urbana area. Please contact SID secretary Janice Revell at least one week in advance, and she will try to accommodate you.

**MEDIA PROCEDURE FOR INTERVIEWS WITH UNIVERSITY OF ILLINOIS COACHES, ATHLETES AND ADMINISTRATORS**

To facilitate the schedules of Division of Inter-collegiate Athletics' (DIA) coaches and administrators and to expedite media requests, the University of Illinois Sports Information Office encourages media personnel to

arrange interview requests through the Sports Information staff. Whenever circumstances prevent media personnel the time or opportunity to follow this procedure, DIA coaches and administrators are encouraged to accommodate media requests. Coaches and administrators have the flexibility to establish and maintain relationships with media that accommodate their respective schedules. This interview procedure is designed to enhance the availability of DIA staff members to answer questions from the media at a time which best facilitates each individual's schedule. Telephone calls to the homes of DIA staff members from the media may be made upon consent of the individual coach or staff member.

Interview requests from the media for University of Illinois student-athletes should be arranged through the Sports Information Office. Media personnel are asked not to call the student-athlete at his residence.

In most situations, the most convenient opportunity for media interviews is following the team practice sessions. If this is not a convenient time for the media,



return telephone calls from the athletes to the media will be arranged. The student-athletes' academic endeavors are of the utmost importance, and they will not be asked to miss classes for purposes of a media interview. In most situations, student-athletes are not available on the day of scheduled intercollegiate competition until after the event is completed.

For more information, call the Sports Information Office at (217) 333-1390.

### **PARKING**

No parking passes are issued at the Assembly Hall. All parking is free and adjacent to the building. Media personnel are encouraged to arrive at least 15 minutes prior to tipoff, and to park in the Northeast lot (enter from Fourth Street), since the "Press and Participants" entrance is located on that side of the arena (see map).

### **PREGAME AND POSTGAME SERVICES**

Play-by-play, halftime and complete final statistics, quote sheets, and pregame and postgame notes are all regular services on game day. Postgame information will be distributed to media at their position in the press box.

**Postgame** — Coach Lou Henson and selected UI players will be available approximately 10-15 minutes after the conclusion of the game, and will be brought to the interview room (located just west of the north tunnel of the Assembly Hall). The visiting coach and players are available, subject to their team's policy. Those interested in audio taping grouped interviews should connect their recorders to the distribution amplifier provided by Sports Information. Output from the device is microphone level, terminated in 1/8" two-conductor plugs and jacks, or three-pin standard microphone male connectors.

### **TELEPHONES**

Telephone lines in the press box must be ordered at least one week in advance of the game(s) for which they are needed. The orders should be addressed to Tony Mangano of Illinois Bell (312/727-5194, during regular business hours). No telephone lines or instruments are available through the UI Sports Information Office. Four charge-a-call phones are located in the center section of Row 1 in the press box. In addition, a pay telephone is located on the lower concourse of the Assembly Hall, near the West entrance.

## **Updates**

### **BIG TEN TELECONFERENCES**

These take place each Tuesday during the Big Ten portion of the season (Jan.-March) and begin at 11:00 a.m. central time. Portions of these teleconferences will be heard (starting at 11:00 a.m.) at those luncheons (mentioned above) which fall on Tuesdays. Full replays of the teleconferences will be played starting each Tuesday at 4:00 p.m. CT. Coach Henson's 10-minute slot on the teleconference is scheduled to begin at 11:40 p.m. CT. Please contact the UI Sports Information Office or the Big Ten Communications Office (708/605-0110) for teleconference access information.

### **BROADCAST SERVICES**

A new feature of the UI Sports Information office is the Broadcast Services division, coordinated by assistant SID Dave Johnson. Three-quarter-inch video dubs of 1989-90, 1990-91, and 1991-92 UI men's basketball highlights are available. A limited selection of archive video tape previous to 1989 is also available. At least one-day advance notice of your video request will be appreciated. Call Dave Johnson at (217) 333-1390.

### **RADIO PROGRAMING**

The "Illini Today" show airs Monday through Friday and provides daily updates on UI athletics. "Illini Legends", also a Monday through Friday program, is a 60-second show which tells about Fighting Illini greats of the past. "Classroom Champions" is a feature that airs at halftime of each basketball game and highlights the academic exploits of UI students.

### **INFORMATION ACCESS BY COMPUTER**

Another new feature of the UI Sports Information office is the ability to access up-to-date information about Fighting Illini men's basketball and other sports through computer interface. This service is available 24 hours per day. For more information, call Dick Barnes at (217) 333-1390.

### **LIVE PLAY-BY-PLAY**

Each Illinois men's basketball game is carried live by the 49-station Illini Sports Network, which blankets the state, and reaches most of the Midwest. Jim Turpin will do the play-by-play with Loren Tate as the color analyst. The Illini Sports Network includes:

WRMJ-FM (102.3), Aledo  
WBGZ-AM (1570), Alton  
WRAJ-FM (92.7), Anna  
WRMS AM (790), Beardstown  
WRMS-FM (94.3), Beardstown  
WIBV-AM (1260), Belleville/  
St. Louis

WIHN-FM (96.7), Bloomington  
WKRO-AM (1490), Cairo  
WBYS-FM (98.3), Canton  
WCNL-FM (95.9), Carlinville  
WROY-AM (1460), Carmi  
WCRA-AM (1090), Effingham  
WAIK-AM (1590), Galesburg





WKZL-AM (800), Casey  
 WDWS-AM (1400), Champaign  
 WHMS-FM (97.5), Champaign  
 WEIC-FM (92.1), Charleston  
 WGN-AM (720), Chicago  
 WHOW-AM (1520), Clinton  
 WHOW-FM (95.9), Clinton  
 WIAI-FM (980), Danville  
 WITY-AM (99.1), Danville  
 WSOY-AM (1340), Decatur  
 WDQN-AM (1580), DuQuoin  
 WDQN-FM (96.0), DuQuoin  
 WCRC-FM (96.0), Effingham  
 WGEN-AM (1500), Geneseo  
 WGEN-FM (104.9), Geneseo  
 WRVY-FM (100.5), Henry  
 WINU-AM (1510), Highland  
 WJIL-AM (1550), Jacksonville

WJVO-FM (105.5), Jacksonville  
 WLBH-AM (1170), Mattoon  
 WLBH-FM (96.9), Mattoon  
 WRAM-AM (1333), Monmouth  
 WINI-AM (1420), Murphysboro  
 WPNX-FM (104.9), Paxton  
 WIRL-AM (1290), Peoria  
 WBBA-AM (1580), Pittsfield  
 WBBA-FM (97.5), Pittsfield  
 WGEM-FM (105.1), Quincy  
 WKKN-AM (1150), Rockford  
 WCCI-FM (100.1), Savanna  
 WTAX-AM (1240), Springfield  
 WRVI-FM (96.7), Virden  
 WGFA-AM (1360), Watscka  
 WGFA-FM (94.1), Watscka  
 WFRX-AM (1300), West Frankfort  
 WFRX-FM (97.7), West Frankfort

**LOU HENSON TV SHOW**

This weekly 30-minute television program, hosted by Jim Turpin, station manager of WDWS Radio in Champaign, features game highlights and interviews with coaches, players and others involved in the Illinois basketball program. Viewers should consult their local listings for the days and times of the telecasts, which are tentatively scheduled to be carried on the following stations:

WCIA, Channel 3, Champaign      W'CEE, Channel 13, Mount Vernon  
 WQAD, Channel 8, Moline        WHOI, Channel 19, Peoria  
 WQRF, Channel 39, Rockford

**PRESS LUNCHEONS**

All media personnel who regularly cover Illinois basketball are invited to these bi-weekly sessions, held at the Assembly Hall. Coach Lou Henson is available for interviews, as are opposing coaches (by telephone hook-up). The luncheons get underway at 11:30 a.m. and conclude by 1 p.m. on the dates listed below:

Tuesday, Nov. 26	Monday, Jan. 27
Tuesday, Dec. 17	Monday, Feb. 10
Thursday, Jan. 2	Monday, Feb. 24
Monday, Jan. 13	Monday, March 9

Following the luncheons, upon request, Illinois players will be available for interviews before practice at the practice site.

**SPORTS INFORMATION OFFICE**

(217) 333-1390  
 115 Assembly Hall, 1800 S. First St.,  
 Champaign, IL 61820  
 FAX NUMBER: (217) 333-5540

**MIKE PEARSON**, Sports Information Director (Home: 3-4-5355) (For men's basketball requests regarding: credentials; Director of Athletics John Mackovic; historical notes; general information)

**DICK BARNES**, Assistant SID (Home: 384-8113) (For men's basketball requests regarding: media release availability; player interviews; statistics; injuries; general information)

**KENT BROWN**, Assistant SID (Home: 384-6486) (For men's basketball requests regarding: records; feature ideas/angles; general information)

**DAVE JOHNSON**, Assistant SID (Home: 352-2477) (For men's basketball requests regarding: broadcast services (video/audio); general information)

**JULIE DALPIAZ**, Publications Coordinator (Home: 367-2253) (For men's basketball requests regarding: photos; game programs)

**ROBYN LOUGHRAN**, Graphic Designer

**ERIKA AMSTADT**, Graduate Assistant

**NATALIE DOOM**, Graduate Assistant

**DAL BRISTOW**, Intern

**JANICE REVELL**, Office Manager (For men's basketball requests regarding: hotel accommodations; credentials; general information)

**MEN'S BASKETBALL OFFICE**

(217) 333-3400

Head Coach — **Lou Henson**

Coach Henson's Secretary — **Dorothy Damewood**

**DIVISION OF INTERCOLLEGIATE ATHLETICS**

(217) 333-3678

Director of Athletics — **John Mackovic**

Director Mackovic's Secretary — **Janann Vance**

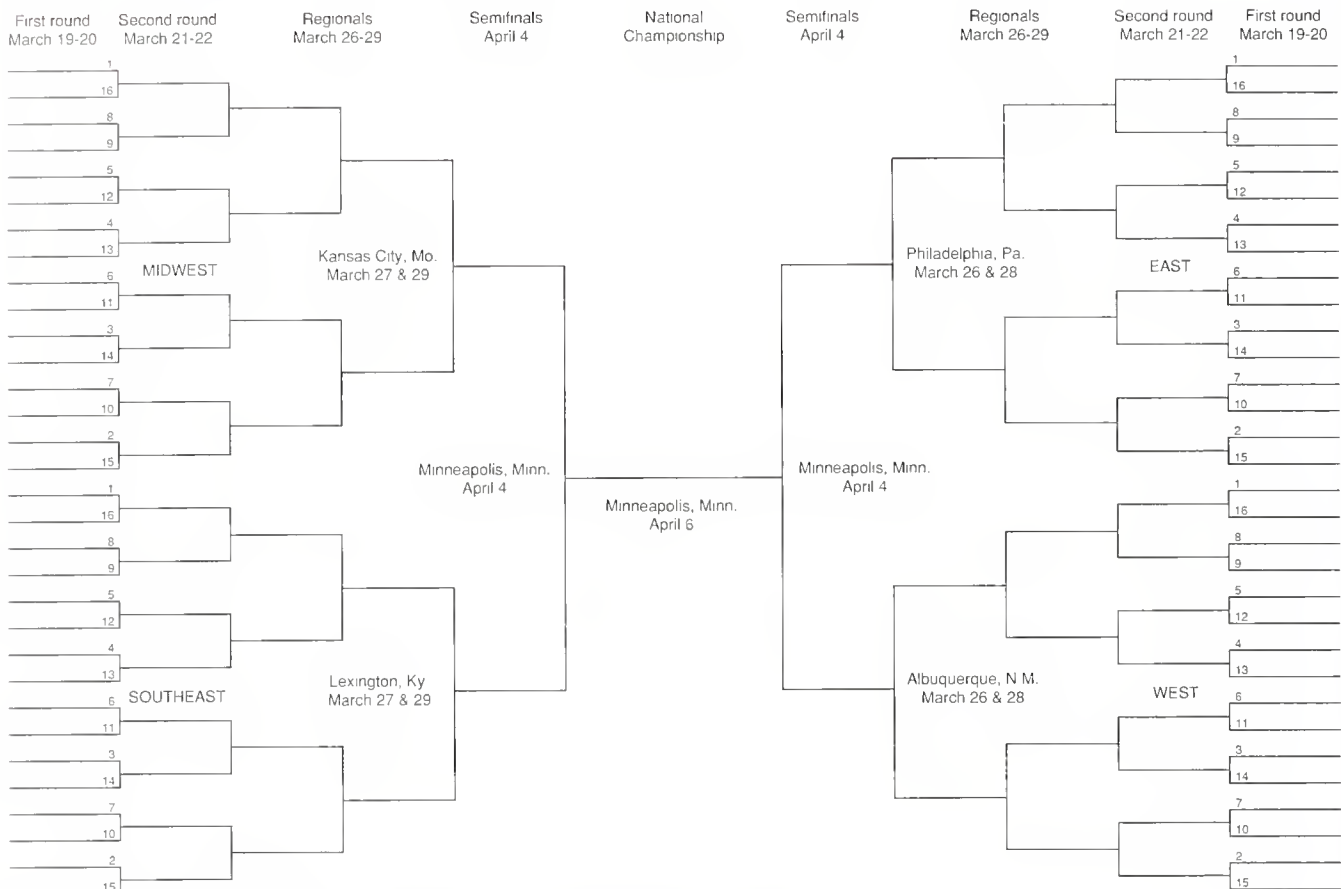


The 1991-92 University of Illinois Sports Information Staff: Front row (left to right): Janice Revell, Robyn Loughran, Erika Amstadt, Julie Dalpiaz, Natalie Doom. Back row: Dal Bristow, Kent Brown, Director Mike Pearson, Dave Johnson, Dick Barnes.





# 1992 NCAA DIVISION I MEN'S BASKETBALL CHAMPIONSHIP BRACKET



Complete bracket and seeding information will be announced Sunday, March 15, 1992

## First and Second Round March 19-22, 1992

### **EAST**

Greensboro Coliseum  
Greensboro, N.C.  
March 19 & 21

The Centrum  
Worcester, Mass.  
March 20 & 22

### **MIDWEST**

Bradley Center  
Milwaukee, Wis.  
March 19 & 21

University of Dayton  
Arena  
Dayton, Ohio  
March 20 & 22

### **SOUTHEAST**

Riverfront Coliseum  
Cincinnati, Ohio  
March 19 & 21

The Omni  
Atlanta, Ga.  
March 20 & 22

### **WEST**

University Pavilion  
Boise, Idaho  
March 19 & 21  
University Activity Center  
Tempe, Arizona  
March 20 & 22

## Regionals March 26-29, 1992

### **EAST**

The Spectrum  
Philadelphia, Pa.  
March 26 & 28

### **MIDWEST**

Kemper Arena  
Kansas City, Mo.  
March 27 & 29

### **SOUTHEAST**

Rupp Arena  
Lexington, Ky.  
March 27 & 29

### **WEST**

University Arena  
Albuquerque, N.M.  
March 26 & 28



# 1991-92 BIG TEN MEN'S BASKETBALL SCHEDULE

## NOVEMBER

- 3 Marathon Oil at PENN STATE (E)
- 7 Athletes in Action at WISCONSIN (E)
- 9 Brazilian National Team at MINNESOTA (E)
- 10 High Five America at PURDUE (E) (TV TBA)
- 11 Cuban National Team at PENN STATE (E)
- 12 Cuban National Team at OHIO STATE (E)
- 13 Ukrainian National Team at IOWA (E)
- Marathon Oil at NORTHWESTERN (E)
- 14 Cuban National Team vs MICHIGAN at Auburn Hills (E)
- 15 INDIANA vs. UCLA at Springfield, MA (ESPN)
- Cuban National Team at PURDUE (E) (TV TBA)
- 16 Cuban National Team at MICHIGAN STATE (E)
- 17 High Five America at IOWA (E)
- Brazilian National Team at WISCONSIN (E)
- 18 Athletes in Action at MINNESOTA (E)
- Brazilian National Team at NORTHWESTERN (E)
- 19 USA Verich Reps at OHIO STATE (E)
- 20 Athletes in Action at MICHIGAN STATE (E)
- 21 Athletes in Action vs. MICHIGAN at Auburn Hills, MI (E)
- Ball State at PURDUE (ESPN)\*
- 22 Illinois Wesleyan at NORTHWESTERN (RP)
- 23 Maryland-Eastern Shore at IOWA (RP)
- PURDUE vs. Evansville or Oklahoma State (RP)\*
- Loyola (IL) at WISCONSIN (RP)
- 24 Soviet National Team at INDIANA (E) (TV TBA)
- 25 PENN STATE at ILLINOIS (RP)
- MICHIGAN STATE vs Lamar=
- MINNESOTA vs. Arkansas (ESPN)=
- Southeast Missouri at WISCONSIN (RP)
- 26 WESTERN ILLINOIS at IOWA (RP)
- MICHIGAN STATE TBA=
- MINNESOTA TBA=
- Miami (OH) at OHIO STATE (RP)
- 27 MICHIGAN STATE TBA=
- MINNESOTA TBA=
- Buffalo at PENN STATE
- PURDUE TBA\*
- 29 PURDUE TBA\*
- 30 Northeast Louisiana at ILLINOIS (RP)
- Butler at INDIANA (RP)
- Howard at MINNESOTA (RP)
- Columbia at NORTHWESTERN (RP)
- Chicago State at OHIO STATE (RP)
- WISCONSIN at Portland

## DECEMBER

- 2 MICHIGAN at Detroit
- Youngstown State at MINNESOTA (RP)
- Vanderbilt at NORTHWESTERN
- PENN STATE at American
- PURDUE at Indiana State (TV TBA)
- 3 Tennessee State at ILLINOIS (RP)
- Notre Dame at INDIANA (RP)
- Drake at IOWA (RP)
- Southern Methodist at WISCONSIN (RP)
- 4 Nebraska at MICHIGAN STATE
- NORTHWESTERN at Tulane
- Ohio at OHIO STATE (RP)
- 5 Central Connecticut at WISCONSIN (RP)
- 6 Hawaii at ILLINOIS (RP)+
- Army at IOWA (RP)!
- PENN STATE vs St. Francis (NY)%
- Prairie View A&M at PURDUE (RP)S
- 7 South Carolina State or Washington at ILLINOIS (RP)+
- Kentucky vs INDIANA at Indianapolis, IN (CBS)
- Bowling Green or Louisiana Tech at IOWA (RP)!
- MICHIGAN at Cleveland State
- MICHIGAN STATE at Dayton
- Oregon State at OHIO STATE (RP)
- PENN STATE vs. Marquette or Columbia%
- Central Michigan or Wis.-Green Bay at PURDUE (RP)S
- Coastal Carolina at WISCONSIN (RP)
- 9 Chicago State at MICHIGAN

- 10 ILLINOIS at Temple (TV TBA)
- Vanderbilt at INDIANA (ESPN)
- IOWA at Northern Iowa
- 11 Akron at MINNESOTA (RP)
- WISCONSIN at Nebraska
- 12 Eastern Michigan at MICHIGAN (ESPN)
- 13 Boston at INDIANA (RP)@
- Sam Houston State at WISCONSIN (RP)
- 14 Central Michigan or Tennessee-Martini at INDIANA (RP)@
- IOWA at Iowa State
- Duke at MICHIGAN (CBS)
- Detroit at MICHIGAN STATE
- MINNESOTA at Alabama-Birmingham
- Northeastern at NORTHWESTERN (RP)
- Howard at OHIO STATE (RP)
- Bowling Green at PENN STATE
- 15 Georgia at PURDUE (RP)
- 16 Central Michigan at MICHIGAN
- Idaho State at NORTHWESTERN (RP)
- 17 Illinois-Chicago at MICHIGAN STATE
- Detroit at MINNESOTA (RP)
- Stetson at PURDUE (RP)
- 18 OHIO STATE at UC-Santa Barbara (ESPN)
- PENN STATE at Drexel
- 19 MINNESOTA at Memphis State
- 21 Maryland-Baltimore County at ILLINOIS (RP)
- INDIANA at St. John's (ESPN)
- Rice at MICHIGAN (RP)
- Cincinnati at MICHIGAN STATE
- NORTHWESTERN at Loyola (IL)
- OHIO STATE at Southern California (ESPN)
- PENN STATE vs Georgia at Atlanta, GA
- PURDUE at Butler (TV TBA)
- Howard at WISCONSIN (RP)
- 23 ILLINOIS vs. Missouri at St. Louis, MO (TV TBA)
- Weber State at MINNESOTA (RP)
- Southwest Missouri State at PURDUE (RP)
- 27 INDIANA vs. Texas Tech (RP)&
- IOWA vs. Butler (TV TBA)=
- Austin Peay at MICHIGAN STATE^
- MINNESOTA vs Oregon\*\*
- NORTHWESTERN vs Creighton==
- PENN STATE vs George Washington++
- WISCONSIN vs Washington State!!
- 28 INDIANA vs. Indiana State or Kent State (RP)&
- IOWA vs. South Florida or Northeastern Illinois (TV TBA)=
- MICHIGAN vs. Brigham Young%&
- Siena or Stanford at MICHIGAN STATE^
- MINNESOTA vs LaSalle or Oregon State\*\*
- NORTHWESTERN vs Arizona State or Brown==
- PURDUE at Loyola (IL) (TV TBA)
- 29 American at OHIO STATE (RP)
- PENN STATE vs Marshall or Miami (FL)++
- WISCONSIN TBA!!
- 30 ILLINOIS at Illinois-Chicago (RP)
- MICHIGAN vs. Virginia Tech or Florida%&
- WISCONSIN TBA!!

## JANUARY

- 2 PENN STATE at OHIO STATE (ESPN)
- PURDUE at North Carolina (ESPN)
- 4 Connecticut at ILLINOIS (CBS)
- or 5
- 4 INDIANA at Cincinnati (RP)
- Centenary at IOWA (RP)
- Iowa State at MINNESOTA (RP)
- Western Michigan at PURDUE (RP)
- Marquette at WISCONSIN (RP)
- 6 Chicago at NORTHWESTERN (RP)
- 7 MICHIGAN STATE at OHIO STATE (ESPN)
- 8 PURDUE at ILLINOIS (RP)
- NORTHWESTERN at WISCONSIN (RP)
- PENN STATE at James Madison
- 9 MINNESOTA at INDIANA (RP)
- MICHIGAN at IOWA (ESPN)



- 11 ILLINOIS at MICHIGAN STATE (CBS)
- INDIANA at WISCONSIN (RP)
- IOWA at PURDUE (RP)
- MICHIGAN at MINNESOTA (RW)
- OHIO STATE at NORTHWESTERN (RP)
- Morgan State at PENN STATE
- 13 Brown at PENN STATE
- 14 OHIO STATE at INDIANA (ESPN)
- 15 ILLINOIS at IOWA (RP)
- PURDUE at MICHIGAN (RP)
- NORTHWESTERN at MICHIGAN STATE (RP)
- MINNESOTA at WISCONSIN (RP)
- 16 PENN STATE at Marshall
- 18 MICHIGAN at ILLINOIS (RW)
- INDIANA at NORTHWESTERN (RP)
- MICHIGAN STATE at MINNESOTA (RW)
- PENN STATE at Miami (OH)
- 19 IOWA at OHIO STATE (CBS)
- 21 MICHIGAN at INDIANA (ESPN)
- PENN STATE at Butler
- 22 WISCONSIN at ILLINOIS (RP)
- IOWA at NORTHWESTERN (RP)
- MICHIGAN STATE at PURDUE (RP)
- MINNESOTA at OHIO STATE (RP)
- 25 ILLINOIS at MINNESOTA (RW)
- WISCONSIN at MICHIGAN (RW)
- NORTHWESTERN at PURDUE (RP)
- PENN STATE vs. Pennsylvania at Hershey, PA
- 26 OHIO STATE at Seton Hall (CBS)
- 27 Toledo at PENN STATE
- 28 PURDUE at INDIANA (ESPN)
- 29 WISCONSIN at IOWA (RP)
- MICHIGAN at MICHIGAN STATE (RP)
- NORTHWESTERN at MINNESOTA (RP)
- 30 OHIO STATE at ILLINOIS (RP)

## FEBRUARY

- 1 ILLINOIS at NORTHWESTERN (RP)
- INDIANA at MICHIGAN STATE (RW)
- MINNESOTA at IOWA (RW)
- Maryland-Baltimore County at PENN STATE
- 2 OHIO STATE at MICHIGAN (CBS)
- PURDUE at WISCONSIN (RW)
- 3 Duquesne at PENN STATE
- 4 INDIANA at ILLINOIS (ESPN)
- 5 NORTHWESTERN at MICHIGAN (RP)
- MINNESOTA at PURDUE (RP)
- WISCONSIN at OHIO STATE (RP)
- PENN STATE at Old Dominion
- 6 MICHIGAN STATE at IOWA (ESPN)
- 8 MICHIGAN STATE at WISCONSIN (RW)
- MINNESOTA at NORTHWESTERN (RP)
- PURDUE at OHIO STATE (RW)
- 9 IOWA at INDIANA (CBS)
- MICHIGAN at Notre Dame (NBC)
- PENN STATE vs. Temple at Hershey, PA (ABC)
- 11 ILLINOIS at PURDUE (ESPN)
- 12 INDIANA at MINNESOTA (RP)
- IOWA at MICHIGAN (RP)
- WISCONSIN at MICHIGAN STATE (RP)
- Butler at PENN STATE
- 15 MINNESOTA at ILLINOIS (RP)
- NORTHWESTERN at INDIANA (RW)
- PURDUE at IOWA (RW)
- MICHIGAN STATE at MICHIGAN (RP)
- OHIO STATE at WISCONSIN (RP)
- 17 PENN STATE at Maryland-Baltimore County
- 18 OHIO STATE at IOWA (ESPN)
- 19 MICHIGAN STATE at INDIANA (RP)
- MINNESOTA at MICHIGAN (RP)
- 20 ILLINOIS at WISCONSIN (ESPN)
- PURDUE at NORTHWESTERN (RP)
- Lafayette at PENN STATE
- 22 MICHIGAN at NORTHWESTERN (RW)
- PURDUE at MICHIGAN STATE (RW)
- 23 IOWA at ILLINOIS (RW)
- INDIANA at OHIO STATE (CBS)
- 24 Old Dominion at PENN STATE

- 25 IOWA at MINNESOTA (ESPN)
- 26 NORTHWESTERN at ILLINOIS (RP)
- MICHIGAN at WISCONSIN (RP)
- OHIO STATE at PURDUE (RP)
- 29 OHIO STATE at MICHIGAN STATE (RW)
- WISCONSIN at PURDUE (RW)

## MARCH

- 1 ILLINOIS at INDIANA (CBS)
- 2 American at PENN STATE
- 3 MICHIGAN at OHIO STATE (ESPN)
- 4 INDIANA at IOWA (RP)
- WISCONSIN at MINNESOTA (RP)
- 5 MICHIGAN STATE at NORTHWESTERN (ESPN)
- 7 MICHIGAN STATE at ILLINOIS (RW)
- IOWA at WISCONSIN (RP)
- PURDUE at MINNESOTA (RP)
- NORTHWESTERN at OHIO STATE (RW)
- 8 INDIANA at MICHIGAN (CBS)
- 11 ILLINOIS at OHIO STATE (RP)
- NORTHWESTERN at IOWA (RP)
- MICHIGAN at PURDUE (RP)
- MINNESOTA at MICHIGAN STATE (RP)
- 12 WISCONSIN at INDIANA (RP)
- 13 WISCONSIN at NORTHWESTERN (RP)
- 14 ILLINOIS at MICHIGAN (CBS or RP)
- or INDIANA at PURDUE (CBS or RP)
- 15
- 15 OHIO STATE at MINNESOTA (CBS or RAYCOM)
- IOWA at MICHIGAN STATE (RW)

RP - Big Ten-Raycom Primetime package

RW - Big Ten-Raycom Weekend package

E - exhibition game

- I NIT (2nd round sites TBA,  
Nov. 27, 29 at New York, NY)
- # Maui Classic, Maui, HI
- + Illini Classic, Champaign, IL
- ! Amara Hawkeye Classic, Iowa City, IA
- % First Bank Classic, Milwaukee, WI
- \$ Boilermaker Invitational, West Lafayette, Indiana
- @ Indiana Classic, Bloomington, IN
- & Hoosier Classic, Indianapolis, IN
- = South Florida Tournament, Tampa, FL
- ^ Spartan Classic, East Lansing, MI
- \*\* Far West Classic, Portland, OR
- == Arizona State Tournament, Tempe, AZ
- ++ West Palm Beach Classic, West Palm Beach, FL
- !! Rainbow Classic, Honolulu, HI
- %% Citrus Bowl Classic, Orlando, FL

subject to change









Rennie Clemons



Tim Geers



Tom Michael



Scott Pierce



Brooks Taylor



Deon Thomas

1991-92

Illini  
Schedule

UNIVERSITY OF ILLINOIS-URBANA



3 0112 041201846

NOVEMBER 25 (MONDAY)	PENN STATE
NOVEMBER 30 (SATURDAY)	NORTHEAST LOUISIANA
DECEMBER 3 (TUESDAY)	TENNESSEE STATE
DECEMBER 6-7 (FRI-SAT.)	ILLINI CLASSIC
DECEMBER 10 (TUESDAY)	AT TEMPLE
DECEMBER 21 (SATURDAY)	MARYLAND-BALTIMORE
DECEMBER 23 (MONDAY)	MISSOURI (AT ST. LOUIS)
DECEMBER 30 (MONDAY)	AT ILLINOIS-CHICAGO
JANUARY 4 OR 5 (SAT. OR SUN.)	CONNECTICUT
JANUARY 8 (WEDNESDAY)	PURDUE
JANUARY 11 (SATURDAY)	AT MICHIGAN STATE
JANUARY 15 (WEDNESDAY)	AT IOWA
JANUARY 18 (SATURDAY)	MICHIGAN
JANUARY 22 (WEDNESDAY)	WISCONSIN
JANUARY 25 (SATURDAY)	AT MINNESOTA
JANUARY 30 (THURSDAY)	OHIO STATE
FEBRUARY 7 (SATURDAY)	AT NORTHWESTERN
FEBRUARY 4 (TUESDAY)	INDIANA
FEBRUARY 11 (TUESDAY)	AT PURDUE
FEBRUARY 15 (SATURDAY)	MINNESOTA
FEBRUARY 20 (THURSDAY)	AT WISCONSIN
FEBRUARY 23 (SUNDAY)	IOWA
FEBRUARY 26 (WEDNESDAY)	NORTHWESTERN
MARCH 1 (SUNDAY)	AT INDIANA
MARCH 7 (SATURDAY)	MICHIGAN STATE
MARCH 11 (WEDNESDAY)	AT OHIO STATE
MARCH 14 OR 15 (SAT. OR SUN.)	AT MICHIGAN