


196.32367
I-26
1992/93

1992-1993

ILLINOIS

UNIVERSITY OF ILLINOIS

BASKETBALL GUIDE



1992-93 University of Illinois Basketball Rosters

Alphabetical							Numerical	
No.	Player	Ht.	Wt.	Yr.	Pos.	Hometown/HS or JC	No.	Player
30	Robert Bennett*	6'6"	201	So.	F	Chicago, Ill./Julian	3	Davin Harris
11	Rennie Clemons**	6'0"	186	Jr.	G	Springfield, Ill./Calvary	4	Brooks Taylor
42	Gene Cross	6'3"	188	Jr.	G	Olympio Fields, Ill./Rich Central	11	Rennie Clemons
33	Marc Davidson*	6'6"	221	So.	F	Minooka, Ill./Aurora Christian	24	Richard Keene
45	Chris Gandy	6'9"	201	Fr.	F	Kankakee, Ill./Bradley-Bourbonnais	25	Deon Thomas
3	Davin Harris	6'0"	159	Jr.	G	Bloomington, Ill./Parkland College	30	Robert Bennett
34	Andy Kaufmann**	6'6"	224	Sr.	F	Jacksonville, Ill./Jacksonville	32	Tom Michael
24	Richard Keene	6'6"	187	Fr.	G	Collinsville, Ill./Collinsville	33	Marc Davidson
32	Tom Michael**	6'8"	223	Jr.+	F	Hoffman, Ill./Corlyle	34	Andy Kaufmann
52	Steve Roth*	6'10"	242	So.	C	Belleville, Ill./East	42	Gene Cross
4	Brooks Taylor***	6'4"	191	Sr.	G	Chicago, Ill./DeLaSalle	44	T.J. Wheeler
25	Deon Thomas**	6'9"	232	Jr.+	C-F	Chicago, Ill./Simeon	45	Chris Gandy
44	T.J. Wheeler*	6'4"	191	Jr.	G	Buckner, Ill./Christopher	52	Steve Roth

* - indicates number of varsity letters earned + - indicates redshirt



Front row, left to right: Davin Harris, Richard Keene, Assistant Coach Jimmy Collins, Assistant Coach Dick Nagy, Head Coach Lou Henson, Assistant Coach Mark Coomes, Chris Gandy.

Back row: Rennie Clemons, Brooks Taylor, Robert Bennett, Marc Davidson, Deon Thomas, Steve Roth, Tom Michael, Andy Kaufmann, T.J. Wheeler, Gene Cross.

TABLE OF CONTENTS

Division of Intercollegiate Athletics Directory 2
 Illinois Quick Facts 2

THE UNIVERSITY OF ILLINOIS

The University of Illinois 4
 Illinois' Commitment to Success 8
 Board of Trustees 9
 President Stanley O. Ikenberry 10
 Chancellor Morton W. Weir 10



DIVISION OF INTERCOLLEGIATE ATHLETICS

History/Athletic Board 12
 The Assembly Hall 14
 Director of Athletics Ron Guenther 15
 Head Coach Lou Henson 16
 Assistant Coaches 20
 DIA Athletics Staff 21
 Chief Illiniwek 26



MEET THE FIGHTING ILLINI

1992-93 Prospectus 28
 Robert Bennett 32
 Rennie Clemons 34
 Marc Davidson 36
 Andy Kaufmann 38
 Tom Michael 40
 Brooks Taylor 42
 Deon Thomas 44
 T.J. Wheeler 46
 Chris Gandy 48
 Richard Keene 50
 Walk-ons 50



THE OPPONENTS

Great Alaska Shootout 52
 Chicago State 54
 Florida A&M 55
 Illinois-Chicago 56
 Indiana 57
 Iowa 58
 Jackson State 59
 Marquette 60
 Mercer 61
 Michigan 62
 Michigan State 63
 Minnesota 64
 Missouri 65
 Northwestern 66
 Ohio State 67
 Penn State 68
 Pittsburgh 69
 Princeton 70
 Purdue 71
 Texas 72
 Wisconsin 73
 Illini Classic 74
 All-time Series Scores vs. Opponents 76
 The Big Ten Conference 82



CENTRAL CIRCULATION BOOKSTACKS

The person charging this material is responsible for its renewal or its return to the library from which it was borrowed on or before the **Latest Date** stamped below. **The Minimum Fee for each Lost Book is \$50.00.**

Theft, mutilation, and underlining of books are reasons for disciplinary action and may result in dismissal from the University.

TO RENEW CALL TELEPHONE CENTER, 333-8400

UNIVERSITY OF ILLINOIS LIBRARY AT URBANA-CHAMPAIGN

1991

1991-92
 From Ru
 1991-92
 1991-92
 1991-92
 Last Year
 Game-by-

APR 27 1994
 MAY 29 1994
 MAY 05 1994
 SEP 26 1994
 JUN 29 1994
 APR 30 1995
 FEB 15 1999
 NOV 10 1991

THE RE

Year-by-Y
 Illinois Co
 Top 50 C
 Year-by-ye
 Varsity Re
 Assembly
 Illinois in
 Records vs
 All-Time B
 Big Ten St
 Year-By-Ye
 All-Time G
 History of

When renewing by phone, write new due date below previous due date. L162

ATHLETES BEHIND THE TRADITIONS

All-Americans 160
 Academic All-Americans 161
 All-Big Ten Selections 162
 Academic All-Big Ten Selections 163
 Big Ten Medal of Honor Winners 163
 Silver Basketball Winners 163
 Wooden Award Nominees 164
 MVPs 164
 Team Captains 164
 Kenny Battle Award Winners 164
 Illini in the Pros 165
 All-time Letterwinners 166



COVERING FIGHTING ILLINI BASKETBALL

Media Information 172
 SID Staff 176
 1993 NCAA Men's Championship Bracket 177
 1992-93 Big Ten Composite Schedule 178



Division of Intercollegiate Athletics Directory

(all area codes 217 except as noted)

GENERAL STAFF

Ron Guenther, Director of Athletics	333-3630
Dana Brenner, Associate Director	333-3630
Karol Kahrs, Associate Director	333-0171
Tom Porter, Associate Director	244-0016
Rick Allen, Assistant Director of Athletics/Compliance	333-3630
Terry Cole, Assistant Director of Athletics/Academics	333-2240
John O'Donnell, Director of Facilities	333-2303
Dike Eddleman, Executive Director, Fighting Illini Scholarship Fund	333-6595
Mike Hatfield, Ticket Manager	333-3470
Tim Tracy, Business Manager	333-3630
Al Martindale, Head Trainer	333-6718
Rod Cardinal, Basketball Trainer	333-6718
Dr. Robert Gurtler, Team Physician	
Dr. Stephen Soboroff, Team Physician	
Leo Ward, Strength & Conditioning Coordinator	244-5989
Kevin Wold, Strength Coach	333-6705
Andy Dixon, Equipment Manager	333-2063
Jesse Ratliff, Basketball Equipment	333-1926
Phil Janaro, Recruiting Coordinator	333-1402
Lynn Cialoni, Academic Counselor	333-9530
Barb Ward, Food Administrator/Varsity Room	333-0117

BASKETBALL STAFF 333-3400

121 Assembly Hall, 1800 S. First Street, Champaign, IL 61820
 Lou Henson, Head Coach
 Dick Nagy, Assistant Coach
 Jimmy Collins, Assistant Coach
 Mark Coomes, Assistant Coach
 Dorothy Damewood, Secretary
 Sandra Langley, Secretary

SPORTS INFORMATION STAFF 333-1390

FAX 333-5540

PRESS ROW 333-1227

115 Assembly Hall, 1800 S. First Street, Champaign, IL 61820
 Mike Pearson, Director of Sports Information(home) 344-5355
 Dick Barnes, Sports Information Assistant(home) 384-8113
 Kent Brown, Sports Information Assistant(home) 384-6486
 Dave Johnson, Sports Information Assistant(home) 352-2477
 Julie Dalpiaz, Publications Coordinator
 Robyn Loughran, Graphic Designer
 Janice Revell, Secretary
 Steve Reaven, Dan Wallenberg, Interns
 Lisa Nelson, Graduate Assistant



Quick Facts on The University of Illinois

- Founded:** 1867
- Opened:** March 2, 1868
- Location:** Urbana-Champaign
- Enrollment:** 35,000
- President:** Stanley O. Ikenberry
- Chancellor:** Morton W. Weir
- Conference:** Big Ten
- Arena:** Assembly Hall (16,321)
- Nickname:** Fighting Illini
- School Song:** "Illinois Loyalty"
- Colors:** Orange & Blue

DIVISION OF INTERCOLLEGIATE ATHLETICS TICKET OFFICE

(217) 333-3470
 100 Assembly Hall, 1800 S. First Street, Champaign, IL 61820

Mike Hatfield, Ticket Manager
 Jim Negratti, Assistant Ticket Manager

CREDITS

Executive Editor: Mike Pearson
 Editors: Dick Barnes and Julie Dalpiaz
 Cover Art: Doug Burnett
 Interior Design: Robyn Loughran
 Editorial Assistance: Dal Bristow, Kent Brown, Steve Reaven, Marty Kaufmann, Don Wallenberg, Phil Dlatt
 Photography: Mark Jones, Chris Helton
 Composition: Precision Graphics
 Printing: University Printing Division
 © 1992 by the University of Illinois
 Division of Intercollegiate Athletics. All rights reserved.

The University of Illinois

CENTRAL CIRCULATION BOOKSTACKS

The person charging this material is responsible for its renewal or its return to the library from which it was borrowed on or before the **Latest Date** stamped below. **The Minimum Fee for each Lost Book is \$50.00.**

Theft, mutilation, and underlining of books are reasons for disciplinary action and may result in dismissal from the University.

TO RENEW CALL TELEPHONE CENTER, 333-8400


UNIVERSITY OF ILLINOIS LIBRARY AT URBANA-CHAMPAIGN

APR 27 1995

When renewing by phone, write new due date below
previous due date. L162

4 THE UNIVERSITY
OF ILLINOIS
8 ILLINOIS' COMMITMENT
TO SUCCESS
9 BOARD OF TRUSTEES

10 PRESIDENT
STANLEY O. IKENBERRY
10 CHANCELLOR
MORTON W. WEIR



THE UNIVERSITY OF ILLINOIS

Every day across the state, people are in touch with the University of Illinois. In the public schools, students and teachers are sharing science information on the College of Education's computerized Science Network; professional engineers are studying advanced techniques through satellite and videotaped instruction offered by the College of Engineering; police officers and fire fighters are putting into practice the skills they learned at the University's Police Training and Fire Service institutes; and legislators and business executives are consulting University experts on issues ranging from consumer safety to capital expansion.

Too often we limit our understanding of the University to "four years in college." Acquiring knowledge is a lifelong process, and much of the teaching and learning takes place off campus. Through the Cooperative Extension Service, for example, the University manages programs in agriculture, urban and rural revitalization, youth development, and more—taking knowledge into homes and work places throughout the state and serving an estimated 700,000 citizens annually. Through the Office of Continuing Education and Public Service, the University offers regular academic courses off campus and via correspondence, and maintains professional development programs with business and industry, social agencies, schools, professional societies, and government officials.

Along with teaching and public service, the University of Illinois focuses on research. Here the traditional sciences and humanities contribute both new discoveries and new interpretations of existing knowledge. One stunning research breakthrough occasionally leads to



Since its founding in 1867, the University of Illinois has been teaching students to transfer advanced knowledge to a new generation.

other discoveries, such as when the theory of superconductivity and the discovery of transistors led to magnetic resonance imaging—technologies pioneered by University professors and now used widely for medical diagnoses and an array of other practical applications. More often the research contributes pieces to a larger puzzle. One answer opens the door to new questions, and less dramatic discoveries accrue over a period of time. A five-year comprehensive study in the 1980s, for example, collected an enormous amount of detailed data from Soviet émigrés about the Soviet Union; the information is expected to yield results well into the 1990s. As another example, the countless small research advances at the University's College of Agriculture helped place the United States among the world's leading food exporters.

Where it is possible campus facilities serve both academic and public uses. A major center for the arts, the campus attracts dozens of nationally and internationally renowned artists each year to its widely

Did you know . . .

- . . . Nearly 26,000 undergraduate students are enrolled in 10 undergraduate divisions at the U of I?
- . . . "Money Magazine" in its second annual survey of colleges, ranked the University of Illinois fifth in its list of the top 100 schools providing the best education for the money?
- . . . Eight Illinois graduates have won Nobel Prizes for the United States and 16 have won Pulitzer Prizes?
- . . . The Krannert Center for the Performing Arts hosts more than 300 performances each year?
- . . . Ninety percent of Illinois graduates who apply to law school are accepted; 78 percent are accepted to medical school?

acclaimed Krannert Center for the Performing Arts. Designed by alumnus Max Abramovitz, and architect of New York City's Lincoln Center, the facility has four indoor

theaters and an outdoor amphitheater. Together, they host more than 300 performances each year, including those by major symphony orchestras, classical and modern ballet companies and individual artists, such as Luciano Pavarotti, Jean-Pierre Rampal and Isaac Stern. The University also supports three major museums: the Krannert Museum, second only to the Art Institute of Chicago among Illinois Public art museums; the World Heritage Museum; and the Museum of Natural History.

The University's Willard Airport complex houses the Institute of Aviation and offers air connections from central Illinois to locations throughout the country. And facilities such as residence halls and sports arenas find off-season uses hosting conferences, high school marching bands, and civic events.

Central to all of the University's work is the library, a prized campus resource and one of the best library systems in the world. Its size of more than 14 million items and ready access to holdings through the computerized catalog attract scholars from all over the world. Several dozen specialized collections offer students and professors in-depth research support and contain a number of items that are simply not available elsewhere. Only Harvard and Yale have larger collections.

Taken together, the professors and students at the University of Illinois are an impressive knowledge resource. Undergraduates bring fresh perspectives the University as they begin looking at facts and exploring possibilities. About 26,000 highly qualified students enroll in 10 colleges at Illinois. The divisions include the College of Agriculture, College of Applied Life Studies, College of Commerce and Business Administration, College of Communications, College of Education, College of Engineering, College of Fine and Applied Arts, College of Liberal Arts

and Sciences, Institute of Aviation and School of Social Work. In a recent freshman class, students in the middle 50 percent had ACT scores between 24 and 28. In addition to their own in-depth studies, graduate students often help teach and advise undergraduates on their concerns, even as they work with more established researchers to deepen their own knowledge. And professors at Illinois, among the most respected scholars in the world, bring the results of their ongoing research into the classroom

and make their results known to a wide audience through consulting, lectures, and publishing.

A measure of the Illinois faculty's excellence is the number of professors honored by prestigious institutions. More than seventy faculty members belong to the American Academy of Arts and Sciences, the National Academy of Science, or the National Academy of Engineering. Fifty-six faculty members have received the Presidential Young Investigators Award. Together the



The undergraduate library is part of a system that is the third largest collegiate library in the country.

students and professors participate in the ancient exercise of transferring knowledge—and at a world-class university like Illinois, they're helping to define the boundaries of knowledge itself.

Illinois graduates excel in every professional field from sciences to business to politics to the arts. Among Illinois' graduates are film critic and television star Roger Ebert, astronaut Steve Nagel, Walt Disney Studios President Rich Frank, Labor Secretary Lynn Martin and Pittsburgh Pirates President Mark Sauer.

Since its founding in 1867, the University of Illinois has been teaching students to transfer advanced knowledge to a new generation; undertaking research to explore the outer edges of human knowledge; and performing public service so that everyone enjoys the results of current scholarship and new discoveries. Over the years, an enormous number of people have played some

part in the University of Illinois. That would please the educational and political leaders of the last century, who envisioned a new kind of university founded on the democratic principle that everyone should benefit from access to higher education and from the University's resources

Did you know . . .

- . . . More than 95 percent of University of Illinois seniors seeking employment obtain positions within eight months graduation; nearly 50 percent do so before graduation?
- . . . Some of the most popular majors at the University of Illinois are: accounting, electrical engineering, architecture, biology, psychology and agricultural economics?
- . . . In 1992, *Fiske Guide to Colleges* gave the University of Illinois a five-star rating in academics? Edward Fiske called the University of Illinois "a giant among academic institutions, ranking among the nation's great universities."
- . . . The University of Illinois is among the 40 institutions of higher education that received 50 percent of corporate support to higher education in 1989-90? Ranking 17th, Illinois received \$23,398,690 from corporations that year.



The Student Union, at one end of the Quad, contains a bowling alley, pool tables, video games, a computer room, cafeteria and several meeting rooms.

CAMPUS LIFE

Learning and participating are important outside, as well as inside, the classroom. And at the University of Illinois, the opportunities are as limitless in extracurricular arenas as they are in academic arenas.

HOUSING

First-rate residence halls with good food, the nation's largest fraternity and sorority system, independent housing and a wide range of apartments provide broad choices of where and how to live.



ACTIVITIES

More than 700 student organizations provide an outlet for every interest, from the philanthropies of Volunteer Illini Projects to the rock music of student radio station WPGU. There are more than 40 student organizations for minority interests.

SPORTS AND RECREATION

The Intramural-Physical Education Building is one of the largest complexes on any campus, with four gymnasiums, 23 handball/racquetball courts, weight and exercise equipment, indoor and outdoor pools, tennis courts and more. The U of I has one of the most comprehensive intramural sports programs in the nation. If the great outdoors is more to your liking, the university's 1,500-acre Allerton Park includes sculpture gardens, formal gardens and natural woodlands.

CULTURE AND ENTERTAINMENT

The domed Assembly Hall seats more than 16,000 for rock concerts,

The Quad is a center of student activity on campus.


Did you know . . .

- . . . Illinois has the nation's largest fraternity and sorority system?
- . . . There are more than 700 student organizations on campus, including more than 40 for minority students?
- . . . The Intramural and Physical Education Building includes four gymnasiums, 23 handball/racquetball courts, weight and exercise equipment, indoor and outdoor pools and tennis courts.

ice shows, circuses, Broadway musicals and, of course, Illinois basketball. Beautifully restored Foellinger Auditorium on the Quad seats 1,750 for concerts, films and speakers. And the Krannert Center for the Performing Arts, holds four theaters for plays, dance and concerts by such famed names as the Chicago Symphony and Itzhak Perlman.

OFF CAMPUS

Champaign and Urbana, with a population of 110,000, offer shopping, restaurants, movie theaters, night spots and many other big-city amenities. Yet, they retain a Midwestern college-town atmosphere.



The Intramural and Physical Education Building is one of the largest complexes of its type on any college campus.

ILLINOIS' COMMITMENT TO SUCCESS

The goal of each sports program within the Division of Intercollegiate Athletics at the University of Illinois is to strive toward success.

The Division of Intercollegiate Athletics has taken a comprehensive approach to the success of the student-athlete. The PACE (Personal Achievement in Career and Education) program is designed to meet the total needs of the student-athlete. Among the needs which must be served are: 1) the student's objectives as a scholar; 2) the student's requirements as an athlete, and 3) the student's personal goals as an individual.

This comprehensive balance of academic excellence, athletic achievement and personal well-being is stressed daily by the administrative staff and coaches. Inevitably, a student-athlete's playing days will end, but with the help of UI's unique program, each Fighting Illini athlete will be fully prepared for career and personal challenges ahead.

Among the elements stressed by the academic services department to assure student-athlete success are counseling and tutorial services, a monitoring program and a state-of-the-art computer laboratory.

Athletically, the University of Illinois has long supported a broad-based sports program. Its coaching staff and facilities are among the nation's best. The UI's support units include excellent staffs for recruiting, equipment, facility maintenance, fund raising, publicity and promotion. Its sports medicine staff not only assists student-athletes in strength training and conditioning, but also in personal health maintenance.

As important as the UI's commitment is to the student-athlete's performance in the classroom and on the field, it also considers the individual's spiritual and emotional needs, and, his/her career objectives. Fighting Illini student-athletes are afforded the opportunity to attend a variety of seminars

during their collegiate experience, helping them enhance their post-athletic lives. Among the seminars offered are those in career placement, financial planning, time and stress management, sexual harassment, drug and alcohol education and player/agent relations.

The Division of Intercollegiate Athletics also sponsors a student athletic advisory board, which is made up of representatives from all 19 Fighting Illini intercollegiate athletic teams.

The strong relationships built within the vast Illinois alumni networking system provide excellent opportunities for all student-athletes, whether it be for summer jobs, internships or, ultimately, in career placement after graduation. Once the individual's career is established, the DIA asks for his/her participation in a follow-up program that allows current student-athletes to benefit from their predecessors' experiences. Former student-athletes are asked to return to campus for seminars and discussions that serve to provide guidance and understanding for future graduates.


While at the University of Illinois, student-athletes are encouraged to participate in the DIA's community-outreach program. They might serve as informal instructors in the classroom, or assist teachers on the playground and on field trips. Numerous other community-outreach programs are already in place for UI's student-athletes, including a speaker's bureau.

This commitment to success is not a one-time event for UI student-athletes, but rather an on-going practice.



Forward Tam Michael spends time working in the athletic study hall.

BOARD OF TRUSTEES



**Gloria Jackson Bacon,
Chicago**



**Kenneth R. Boyle,
Chatham**



***Judith Ann Calder
Glencoe**

The Board of Trustees of the University of Illinois exercises final authority over the administration and governance of the University, within limits fixed by the Illinois Constitution and state law.

Trustees are elected statewide by the citizens of Illinois in November general elections. The nine elected members serve six-year staggered terms; three terms expire and are filled every two years. Board members serve without pay.

The governor of Illinois is an exofficio member of the board. Two students, one from each campus, serve single-year terms; student trustee votes are advisory only. The student trustees for 1992-93 are: Craig M. Lawless (Chicago) and Mark B. Begovich (Urbana-Champaign).

The president of the board is elected annually, in January, from among the elected trustees. The current president is Thomas Lamont.



***David J. Downey,
Champaign**



**Donald W. Grabowski,
Lake Forest**



**Susan L. Gravenhorst,
Lake Forest**



**Thomas R. Lamont,
Springfield**



**Judith R. Reese,
Chicago**



***Nina T. Shepherd
Winnetka,**



**Craig M. Lawless
Student Trustee**



**Mark B. Begovich
Student Trustee**

*Seats open for Nov. 1992 election.

ADMINISTRATION

President Stanley O. Ikenberry



Stanley O. Ikenberry was appointed President of the University of Illinois in 1979. Since then he has advanced the University's triple mission of teaching, research and public service in the pursuit of the goal of making the University of Illinois the

best public University in America. His leadership at Illinois is marked by an exceedingly strong commitment to the human resources of the University and to the humanizing value of the University for society.

Ikenberry has responsibility for all aspects of University operations, including campuses at Urbana-Champaign and Chicago, an enrollment of about 60,000 students, and an annual operating budget of more than \$1 billion.

Ikenberry received his doctorate in higher education research from Michigan State University in 1960. He taught at Michigan State and at West Virginia University before joining the Center for the Study of Higher Education at Pennsylvania State University in 1969. He had risen to senior vice president when he was named president of the University of Illinois. He holds honorary degrees from Michigan

State University, Millikin University, Illinois College and Rush University. He is also an Honorary Alumnus of Penn State.

A holder of numerous corporate and civic board memberships, he is past chairman of the American Council on Education, the National Association of State Universities and Land-Grant Colleges and the Carnegie Foundation for the Advancement of Teaching. He is a member of the executive committee of the Association of American Universities. Ikenberry led the Big Ten Presidents Council from 1987 to 1990 and is immediate past Big Ten representative to the National Collegiate Athletic Association President's Commission.

Ikenberry lives with his wife, Judith, in the President's House in Urbana. The Ikenberrys have three sons.

Chancellor Morton W. Weir



Morton W. Weir became the campus' fifth chancellor in April of 1988. Weir joined the Urbana-Champaign faculty in 1960 and has served in a variety of faculty and administrative posts since then. Before assuming the leadership of the campus, Weir served as vice president for academic affairs, the senior academic officer for both U of I campuses, at Urbana-Champaign and Chicago.

Weir is a fellow of the American Association for the Advancement of Science and member of the Society for Research in Child Development, Phi Kappa Phi and Sigma Xi. He has served as editor, member or commissioner for a number of professional journals and organizations,

and is past president of the North Central Association of Colleges and Schools. He currently is a member of the Board of Trustees of Knox College.

Weir received his bachelor's degree, with honors, from Knox College in Galesburg in 1955. He earned a master of arts in 1958 and a doctorate in experimental psychology in 1959, both from the University of Texas at Austin. In 1977, Knox College awarded him an honorary Doctor of Laws degree.

Weir is a native of Canton. He and his wife, Cecelia, have three children.

Division of Intercollegiate Athletics

DIVISION OF
INTERCOLLEGIATE
ATHLETICS



12 HISTORY/ATHLETIC
BOARD
14 THE ASSEMBLY HALL
15 DIRECTOR OF ATHLETICS
RON GUENTHER

16 HEAD COACH
LOU HENSON
20 ASSISTANT COACHES
21 DIA ATHLETIC STAFF
26 CHIEF ILLINIWEK

DIVISION OF INTERCOLLEGIATE ATHLETICS

The forerunner of the Division of Intercollegiate Athletics (DIA), the University of Illinois Athletic Association, was chartered in 1892 as a not-for-profit corporation of the State of Illinois. It was charged with overseeing and conducting the University's intercollegiate athletic programs and associated support services, and operated as a separate entity.

After the state legislature voted in June, 1989 to bring UI athletics within the University proper, the DIA assumed the functions and responsibilities of the Athletic Association. The Division of Intercollegiate Athletics began operations officially July 1, 1989.

The director of athletics is the Division's chief executive officer, and reports directly to the chancellor of the Urbana-Champaign campus. The chancellor has final authority regarding the athletic program in all areas except for budget and major appointments. Those decisions rest with the University of Illinois Board of Trustees.

The Athletic Board serves the DIA in an advisory capacity. It is composed of 18 members, 15 of whom are voting members (eight faculty, four alumni, two students and one trustee); the three non-voting (ex-officio) members are from the University administration.

The faculty and student members are nominated by the Urbana-Champaign Senate and selected by the Chancellor.

DIA revenues are derived from three major sources: gate receipts from football and men's basketball; television and radio rights fees for those two sports; and donations to the Fighting Illini Scholarship Fund. With these monies, the University of

Illinois over the years has been able to fully fund the NCAA maximum allowable number of scholarships for student-athletes in each of its 19 sports programs. Additionally, the University had been able to maintain and upgrade its facilities to stay on par with the best major collegiate programs across the nation.

The DIA has just completed an \$18 million renovation project on Memorial Stadium, which began directly after the conclusion of the 1991 home football season. During the construction, workmen made structural repairs and replaced the entire concrete floors in the upper deck seating areas as well as a major portion of the lower east and west main seating areas. In addition, the ramps in the towers at the corners of the stadium were redone, existing restroom facilities were improved, and additional restrooms were added. University of Illinois Auxiliary revenue bonds paid for the project, which should ensure the structural integrity of the 69-year-old stadium for several more decades.

New artificial turf was installed on Memorial Stadium's Zuppke field in 1989. That, along with the "bubble," an air-supported dome which is put in place each December through March, facilitates not only bowl preparation and early-spring practice for the football team, but also intramural sports activities and winter baseball practice. Other recent additions to Memorial Stadium include a football training headquarters, featuring one of the nation's largest and most advanced weight-training rooms, a sports medicine area and athlete study halls.

Football is not the only athletic program receiving benefits from new and improved facilities. The

most recent addition to the University of Illinois athletic physical plant is the Atkins Tennis Center, a state-of-the-art facility which includes six indoor courts and eight lighted outdoor courts, in addition to a pro shop and locker and team rooms. The tennis center opened in November of 1991.

The baseball and track teams will begin their sixth seasons next spring in their respective facilities. Illinois Field is a first rate 1,500-seat baseball facility, and is targeted for a future expansion to accommodate 5,000 fans. The nationally acclaimed track teams are primed for another year of competition in their \$2.2 million stadium, with future plans which include a press box and seating for up to 12,000 spectators.

The basketball teams play their games at the Assembly Hall, located just south of Memorial Stadium. The Assembly Hall seats more than 16,000 fans for basketball.

Huff Hall, the home of Illinois basketball from 1925-63 when it was known as Huff Gym, is in the midst of a step-by-step renewal process designed to upgrade it as a practice and/or competition site for not only volleyball, which is in its third year there, but also for wrestling, fencing, gymnastics and basketball. Eventually, many of the coaches' offices are expected to be housed at Huff Hall.

Athletic Board



David L. Chicoine,
Faculty Representative



Mildred B. Griggs,
Faculty Representative



Ronald Bess



Kenneth R. Boyle,
Board of Trustees Representative



James A. Gentry



Georgia M. Green



Ronald E. Guenther
Ex officio



Lowell P. Hager



Richard L. Margison
Ex officio



George M. Morvis



Brian A. Patterson
Student



Jorie M. Pava
Student



Stephen F. Ross



William T. Trent



Tony G. Woldrop



Beverly D. Washington



Richard F. Wilson
Ex officio



John W. Wright

THE ASSEMBLY HALL



There is just one facility that could host not only Fighting Illini Basketball, but also the Ice Capades, Jay Leno, Whitney Houston, Huey Lewis and the News, Stevie Wonder, M.C. Hammer, Ray Charles, Amy Grant, Broadway plays and Bill Cosby. That place is the Assembly Hall, which will celebrate the 30th anniversary of its first basketball game this March.


One of the world's most unique arenas, the Assembly Hall has won world-wide acclaim for its architectural design—a design that has been used as a model for more than 125 buildings around the globe. The Assembly Hall was built between 1959 and 1963 at a cost of \$8.35 million. The structure consists of two concrete bowls placed face to face; the 400-foot diameter of the dome makes it the largest of its kind in the world.

Its circular seating arrangement makes the Assembly Hall an ideal place to watch an event; it gives each of the spectators (potentially 16,321 for basketball) an excellent, unobstructed view of the exciting

action on the court. That capacity has been stretched to overflowing on 43 occasions. The all-time attendance mark was set March 1, 1987, when 16,793 Fighting Illini fans enjoyed a victory over eventual national champion Indiana. Prior to its first game in the Assembly Hall—March 4, 1963—the Fighting Illini played at Huff Hall.

Illinois has enjoyed great success in the Assembly Hall. In 30 seasons the team has won 76 percent of the games it has played (299-92 record). In fact, in a recent two-year period, the Fighting Illini went on a streak of 31 wins there.

In 1991-92, Illinois averaged more than 12,000 fans per home game for the 13th consecutive season; 207,995 fans passed through the turnstiles. In 1970-71, the Assembly Hall accommodated an



The Assembly Hall was constructed between 1959-63 at a cost of \$8.35 million and celebrates its 30th anniversary this year.

NCAA record-setting 177,408 spectators (since broken), when all 11 home games were sellouts.

DIRECTOR OF ATHLETICS RON GUENTHER



Guenther spent eight years at North Central College in Naperville, Ill., including a stint from 1975-79 as director of admissions and also as associate head football coach. From 1979-83, he served as NCC's vice president of development and public affairs. Guenther helped design and implement NCC's successful \$15 million Capital Campaign. As associate head football coach, he helped the Cardinals compile a record of 23-12-2, including the school's first winning season in 15 years.

Ronald E. (Ron) Guenther, a former student-athlete and administrator at the University of Illinois, was named as the Fighting Illini's eighth Director of Athletics on May 14, 1992. He replaced former AD and head football coach John Mackovic who left the UI in December of 1991 to become head football coach at the University of Texas.

Guenther proudly points to his Orange & Blue background, and says that his experiences at the UI as a student-athlete, as a coach and as an administrator underlines his dedication to his alma mater.

"I am and always will be an Illini," Guenther says. "Because I've earned two degrees here, I want Illinois to have the best program with the highest degree of integrity that we can put in place. The University of Illinois should be the model for the nation."

Guenther brings a wealth and breadth of experience to the Fighting Illini athletic program. He assumes the directorship of the DIA following nearly two years with the UI Foundation, where he served from September of 1990 through June of 1992. Guenther's title with the Foundation was Director of Major Gifts.

He was a partner with The Barofsky Association, a Chicago area investments and marketing firm from March of 1989 until he returned to the University.

From June of 1988 to March of 1989, Guenther was UI's Interim Director of Athletics for External Operations, administering the development program, public relations, promotions, tickets, merchandise and summer camps. He was responsible for negotiating Illinois' bid to the 1988 All American Bowl in Birmingham, Ala.

Guenther spent the previous three years as associate athletic director for development, coordinating UI's Campaign for Excellence in Athletics. That campaign provided the impetus towards upgrading the University's athletic plant for the first time in nearly 60 years. Among the facilities that were targeted and ultimately completed were stadia for baseball and track and field, the Atkins Tennis Center, plus construction of the current football office/training complex. Guenther was instrumental in soliciting gift commitments totaling \$15 million.

From May of 1983 to June of 1985, he served as Illinois' assistant athletic director for Chicago operations.

Before moving to North Central College, Guenther coached at Boston College from 1971-74, developing nine National Football League players during his tenure as offensive line coach.

From 1968-71, he was a teacher and coach in football, wrestling and track for the Evanston Township and Glenbard High School systems in suburban Chicago.

At Illinois, under Head Coach Pete Elliott, Guenther was an all-star offensive guard for the Fighting Illini football team. Among the honors he won during his senior season in 1966 were team Most Valuable Player honors, second-team All-Big Ten laurels, Academic All-Big Ten honors, and the George Huff Award for academic proficiency at the UI. Guenther was also selected as the University's outstanding senior in physical education.

Guenther, born October 3, 1945, earned two degrees from the University of Illinois, a bachelor of science degree in physical education in 1967 and a master of science degree in administration in 1968.

University of Illinois Athletic Directors

1896-1935	George A. Huff
1936-1941	Wendell S. Wilson
1941-1966	Doug R. Mills
1967-1972	E.E. (Gene) Vance
1972-1979	Cecil N. Coleman
1980-1988	Neale R. Stoner
1988-1991	John Mackovic
1992-	Ronald E. Guenther

HEAD COACH LOU HENSON



Lou Henson is one of the most respected and most successful coaches in college basketball. The 60-year-old Okay, Okla., native enters his 31st season of college coaching as the fifth-winningest (590 victories) active NCAA Division I coach. After guiding Illinois to its most successful basketball season ever (record 31 wins and NCAA Final Four appearance) in 1989, Henson is one of just nine coaches to have taken teams from two different schools to that late March-early April extravaganza.

In addition, Henson has proven he can win year in and year out, regardless of the perceived talent level, and regardless of outside expectations. For example, prior to the 1990-91 season, most college basketball observers had picked the Fighting Illini to finish eighth in the Big Ten, but Henson and his staff guided their team to a tie for third place in the league race. And last season, even though Illinois had its youngest team in more than 50 years (not a single senior scholarship player), Henson's squad came within a single game of qualifying for a postseason tournament berth.

Henson's success has not been limited to his stay in Champaign-



Career Statistics

	Seasons	Won	Lost	Pct.
At Las Cruces (N.M.) High School	6	145	23	.863
At Hardin-Simmons	4	67	36	.650
At New Mexico State	9	173	71	.709
At Illinois	17	350	175	.667
Overall career totals	36	735	305	.707
College career totals	30	590	282	.677

Urbana. He has a proven track record wherever he has lent his expertise. His teams have either tied or set school records for victories (in a season) seven times. It is no accident that Henson has fielded postseason tournament caliber teams 18 times, including 12 of the last 13 years, and that his collegiate

teams have averaged 20 wins per season.

Henson's basketball career began in his home town. After taking his skills to Connors (Okla.) Junior College and New Mexico State (from where he graduated in 1955), he moved to a less familiar vantage point, the sidelines. He



Henson's Coaching History, Year-By-Year

Las Cruces (NM) High School

1956-57	22-4
1957-58	20-3
1958-59	25-6 (State Champion)
1959-60	27-3 (State Champion)
1960-61	28-1 (State Champion; school record for wins)
1961-62	23-6 (State quarterfinals)

Hardin-Simmons

1962-63	10-16
1963-64	20-6 (School record for wins)
1964-65	17-8
1965-66	20-6 (School record for wins)

New Mexico State

1966-67	15-11 (NCAA playoffs)
1967-68	23-6 (NCAA regionals)
1968-69	24-5 (NCAA regionals)
1969-70	27-3 (NCAA Final Four, third place; school record for wins)
1970-71	19-8 (NCAA playoffs)
1971-72	19-6
1972-73	12-14
1973-74	14-11
1974-75	20-7 (NCAA playoffs)

Illinois

1975-76	14-13
1976-77	16-14
1977-78	13-14
1978-79	19-11 (Kentucky Invitational, Glacier Bowl champions)
1979-80	22-13 (NIT final four, third place; Rainbow Classic champion; Illini Classic champion)
1980-81	21-8 (NCAA regionals; Illini Classic champion)
1981-82	18-11 (NIT; Illini Classic champion)
1982-83	21-11 (NCAA regionals; Illini Classic champion)
1983-84	26-5 (NCAA regionals; Illini Classic champion; Tribune Charities Classic champion; Big Ten co-champion; school record for wins)
1984-85	26-9 (NCAA regionals; Illini Classic champion; school record for wins)
1985-86	22-10 (NCAA regionals; Illini Classic champion)
1986-87	23-8 (NCAA regionals; Illini Classic champion)
1987-88	23-10 (NCAA regionals; Illini Classic champion)
1988-89	31-5 (NCAA Final Four; Silver Anniversary Rainbow Classic champion; Illini Classic champion)
1989-90	21-8 (NCAA regionals; Illini Classic champion; Old Style Classic champion)
1990-91	21-10 (Illini Classic Champion)
1991-92	13-15 (Illini Classic Champion)

ventured immediately into coaching, spending six seasons at Las Cruces High School in New Mexico, where he served as junior varsity coach for two years, before being promoted to head coach. While at LCHS, Henson compiled 145 wins against just 23 losses, capturing three consecutive state championships along the way.

Hardin-Simmons gave Henson his first chance to coach at the collegiate level, and he seized the opportunity by putting together 20-victory seasons on two occasions. Those 20-win seasons sandwiched a 17-win campaign, and each was built around a forward out of Syracuse, N.Y., named Dick Nagy, who now is a 13-year veteran on Henson's coaching staff at Illinois.

Henson's fourth and final season at Hardin-Simmons ended at 20-6. That same year (1966), New Mexico State was finishing at 4-22. The Aggies called upon Henson to rebuild their program, and the next season he produced a 15-11 slate and took the team on the first of six



Winningest Active NCAA Division I Men's Basketball Coaches

(Minimum five years as a Division I head coach; includes record at four-year colleges only.)

Name, Institution, Won

1. Dean Smith, North Carolina, 740 (31 seasons)
2. Don Haskins, Texas-El Paso, 606 (31 seasons)
3. Lefty Driesell, James Madison, 600 (30 seasons)
4. Norm Stewart, Missouri, 593 (31 seasons)
5. LOU HENSON, ILLINOIS, 590 (30 seasons)
6. Bob Knight, Indiana, 588 (27 seasons)
7. Gene Bartow, Alabama Birmingham, 574 (30 seasons)
8. Glenn Wilkes, Stetson, 538 (35 seasons)
9. Gary Colson, Fresno St., 516 (31 seasons)
10. Denny Drum, Louisville, 496 (21 seasons)
11. Eldon Miller, Northern Iowa, 492 (30 seasons)
12. Eddie Sutton, Oklahoma State, 482 (22 seasons)
13. Hugh Durham, Georgia, 480 (26 seasons)
14. John Thompson, Georgia, 464 (20 seasons)
15. Butch van Breda Kolff, Hofstra, 464 (26 seasons)

trips to the NCAA tournament. Of those appearances, the 1970 season was the most fruitful; New Mexico State, led by All-America guard Jimmy Collins, who also serves now as an Illinois assistant coach, finished the season with 27 wins and three losses. The final loss was to eventual-champion, UCLA, in the semifinals of the NCAA tournament. It was the third consecutive time the Bruins had knocked off Henson's Aggies. New Mexico went on to win its final game against St. Bonaventure, and finished third in

the tournament. Members of that 1970 quintet included three players who made names for themselves in the NBA: Sam Lacey (Kansas City Kings), Charlie Criss (Atlanta Hawks) and Collins (Chicago Bulls).

On top of the four 20-win seasons at New Mexico State, Henson won 19 games twice and had only one losing season. Over his 30-year career, Henson has had just four losing seasons. Within two years of the first three of them, he had either won 20 games or led his team to a postseason tournament.

Despite the three years of disappointment John Wooden's teams handed Henson at tournament time, it was Wooden's retirement that paved the way for Henson's arrival in Champaign. UCLA decided to replace Wooden with then-Illinois coach Gene Bartow. Henson was chosen to fill the vacancy left by Bartow, and rebuild a team that finished 8-18 the

Under Lou Henson, the Fighting Illini:

- made their first NCAA Final Four appearance (in 1989) since 1952.
- have won 20 or more games for nine consecutive seasons, 1982-1991.
- made 11 consecutive postseason appearances (1980-90), nine of which have been in the NCAA Tournament.
- have become a fixture at or near the top of the Big Ten Conference defensive statistical charts.
- have made him the 21st coach in NCAA history to have won 500 games in a career; No. 500 came Feb. 29, 1988, at Indiana.
- have produced a 166-36 (.822) non-conference record.
- have put together 11 of Illinois' 17 20-win basketball seasons, and 11 consecutive seasons with 10 or more Big Ten wins.
- have won an average of 23 games per season over the last nine years.
- have sent several current players to the NBA. They are Eddie Johnson (Seattle Superonics), Derek Harper (Dallas Mavericks), Ken Norman (Los Angeles Clippers), Nick Anderson (Orlando Magic), Scott Meents (Seattle Superonics), Kendall Gill (Charlotte Hornets), and Marcus Liberty (Denver Nuggets).
- have made him the winningest coach in the history of Illinois basketball.



of the country's most consistently strong.

Henson has always been a stickler for defense. His 1966 New Mexico State squad held its opponents to 39 percent shooting from the field. For six of the last eight seasons, his teams have been either first or second in the Big Ten in at least one of the two defensive statistical categories (field goal percentage or points allowed). Since he has led the Fighting Illini program, the opponents' combined field goal percentage is 44.4, while the Illini have shot 48.8.

Lou Henson earned his 500th career victory at Indiana Feb. 29, 1988. He is the 21st coach in NCAA history to manage that feat. His 590 wins ranks him fifth among NCAA Division I active coaches. In addition, he has won more games than any other current Big Ten coach.

Henson and his wife, Mary, have four children and live in Champaign.

previous year. He was the third coach in as many years for Illinois.

Henson's combined record for his first three seasons at Illinois was just two games over .500. From then on, only once (last season) has he finished under .500. Former assistant Tony Yates made recruiting inroads to Chicago, and Jimmy Collins has strengthened those ties.

This has all provided the foundation for a program that is generally considered one of the nation's best, year-in and year-out. With the NIT final four appearance in 1980, a Big Ten co-championship in 1984 (after which he was voted ESPN's National Coach of the Year), eight consecutive NCAA tournament appearances and the Final Four trip to Seattle in 1989, the program has become one



ILLINOIS BASKETBALL STAFF

Dick Nagy

Assistant Coach



From Hardin-Simmons to the NCAA Final Four, Dick Nagy has been with Lou Henson both as a player and

as an assistant coach. In fact, since he rejoined Henson in 1979, the Fighting Illini have played in postseason tournaments 11 consecutive years.

Nagy, a Syracuse, N.Y., native, began his long association with Henson when he was convinced by the future Illinois mentor to attend Hardin-Simmons. Nagy, who had been out of high school for three years and had played independent basketball in Syracuse, led the Cowboys to a pair of 20-6 records in two of the three seasons he and Henson were together. After Henson departed Hardin-Simmons for New Mexico State, Nagy captained his second Cowboys team, and then went on to serve as an assistant coach at the school for two more years while earning a master's degree.

Nagy later moved on to start the basketball program at Barton Junior College in Great Bend, Kan., in 1969. After the 1976 season, Nagy moved into private business before accepting the head coaching job at East Central Junior College in Union, Mo.

In addition to his coaching (primarily with the inside players) and recruiting duties, Nagy is the coordinator of Illinois' highly-successful summer basketball camp.

He has two children, Robin and Scott. Nagy and his wife, Terri, live in Champaign.

Jimmy Collins

Assistant Coach



A former first-round draft pick of the Chicago Bulls, Jimmy Collins rejoined Lou Henson in 1983 as a full-time assistant.

Collins was a star guard at New Mexico State under Henson; he averaged 20.1 points per game over his three-year career, leading the Aggies to an NCAA Final Four appearance in 1970. After college he spent two-and-a-half years with the Bulls and finished his playing career with the Carolina Cougars of the American Basketball Association.

Collins was a probation officer in Chicago prior to coming to Illinois. He was also a volunteer coach at St. Thomas School in Chicago, and coordinated summer basketball leagues in the city. Collins has also coached in the pro-college league of Chicago, where he was named Coach of the Year in 1981.

A native of Syracuse, N.Y., Collins received his bachelor's degree in journalism from NMSU. Following his pro career, he returned to the Las Cruces campus to serve as a graduate assistant. He returned to Chicago in 1976 to enter private business before joining the probation office in 1977.

His coaching responsibilities with Illinois, in addition to recruiting, lie largely with the development with the guards.

He and his wife, Hettie, have four children, Erica, Kenny, Semaj and Brandi, and live in Champaign.

Mark Coomes

Assistant Coach



In his second stint as an assistant under Lou Henson, Mark Coomes has spent a total of nine years with

the Illinois mentor.

A native of Shannon, Ill., Coomes graduated from Western Illinois University in 1974. He went to New Mexico State as a graduate assistant under Henson from 1974-75, earning an M.A. in education management and development in 1975.

Following the 1975 season, Coomes followed Henson to Illinois as a part-time assistant, and stayed there until being named an assistant at Northern Illinois. He was at NIU from 1977-82 before being named head coach at Wabash Valley Community College in Mount Carmel, Ill. He compiled a record of 63-13 in two seasons there and was a two-time NJCAA Region XXIV Coach-of-the-Year.

In 1984, Coomes was named head coach and athletic director at the University of Southern Indiana and led his team to a conference co-championship and an NCAA berth. He returned to Illinois the following season to rejoin Henson.

Coomes' chief coaching responsibilities are in the areas of scouting, developing game plans, and monitoring the academic progress of the players. He also works in developing the perimeter players.

He and his wife, Linda, have two children, Anthony and Andrea, and live in Champaign.

DIVISION OF INTERCOLLEGIATE ATHLETICS STAFF



Rick Allen
Assistant Athletic Director/Compliance

Rick Allen has served as assistant athletic director since 1987. He is primarily responsible for Big Ten and NCAA rules education and compliance. He also directs summer employment for University athletes and assists with home event management in football and basketball.

Allen earned his undergraduate degree from Cornell College (Iowa) in 1979. He has been with the University of Illinois since 1980, when he worked with marketing/promotions and event management as a graduate intern. He received a master's degree in athletic administration from Western Illinois University in 1985.

A native of Onslow, Iowa, Allen and his wife, Julie, have one son and live in Champaign.



Dana Brenner
Associate Director of Athletics

As associate director of athletics, Dana Brenner has been assigned a wide variety of responsibilities, including supervision of the men's basketball, football, men's golf, women's golf and men's track programs. He also oversees the staffs of facility management, sports medicine, the equipment staff, the videography staff, the Varsity Room and the UI golf courses.

Brenner came to Illinois as assistant ticket manager in 1980. He had previously held a similar post at the Cal-State Fullerton. Brenner was promoted to assistant director in charge of events in 1984 before assuming his current role in 1989.

A Lompoc, Calif., native, Brenner graduated from the University of Pacific in 1976. He and his wife, Kathy, live in Champaign with their three daughters.



Rod Cardinal
Athletic Trainer

Rod Cardinal was appointed assistant athletic trainer at the University in July, 1973. In addition to being head basketball trainer, Cardinal also works with football and men's and women's tennis.

Prior to his appointment at Illinois, he served in a similar capacity at the U.S. Military Academy in West Point, N.Y.

A native of Blaine, Minn., Cardinal graduated from Southwest State University in 1971 with a bachelor's degree in health and physical education. He was a student trainer in high school for two years, and a student trainer in college for three years prior to his West Point position. He also played varsity basketball in college.

Cardinal earned a master's degree in 1977 from Illinois in physical education and sports medicine with an additional emphasis in educational administration.

Cardinal, along with his wife, Mary, and their three children reside in Tolono.



David L. Chicoine, Ph.D.
Faculty Representative

David L. Chicoine has served as faculty representative since 1989, and as a member of the Athletic Board since 1988. He is responsible for representing the University at NCAA conventions and dealing with regulations and reforms at the Big Ten level. Chicoine has been a faculty member at the UI since 1979 and currently heads the Department of Agricultural Economics. Additionally, he is a professor in the Institute of Government and Public Affairs.

Chicoine and his wife, Marcia, live in Champaign.



Lynn Marie Cialoni
Academic Counselor

Lynn Marie Cialoni is in her fourth year as academic counselor at the University of Illinois. In addition to her duties with the basketball team, she also oversees the academic progress of the Fighting Illini football team.

Lynn Marie received her undergraduate degree in leisure program management from Illinois in 1984. She earned a master's in leisure administration from Illinois in 1987.

Cialoni lives in Champaign.



Terry Cole
*Assistant Director of
Athletics/Academic
Services*

Terry Cole has been Assistant Director of Athletics for Academic Services since 1990. He is responsible for the planning, development and coordination of academic support programs and services for Illinois athletes in all 19 varsity sports. Cole has worked in the academic services department since 1979, when he was named academic counselor.

The East St. Louis, Ill., native received both his master's and undergraduate degrees from Illinois. He and his wife, Elyne, have two children, and live in Champaign.



Andy Dixon
Equipment Manager

Andy Dixon has been the head equipment manager at the UI since 1985. He is responsible for repair and maintenance of athletic equipment used by all Illinois athletes, as well as supervision of six store-rooms and seven assistants.

Dixon was an all-state football player at Champaign Central High School, where he earned a scholarship to the University of Wyoming. Following his graduation from Wyoming, Dixon received a tryout with the Dallas Cowboys, before turning toward teaching.

After teaching and coaching for three years in Cheyenne, Wyo., and one year in the Las Vegas, Nev. high school systems, Dixon returned to Champaign to take a post at Illinois as assistant equipment manager. He held that position from July of 1981 to June of 1985.

Dixon and his wife, Cheryl, have two daughters, Whitney and Andrea, and reside in Champaign.



Dike Eddleman
*Executive Director/
Fighting Illini
Scholarship Fund*

One of the greatest athletes in Illinois sports history, Dike Eddleman is the executive director of Fighting Illini Scholarship Fund. He directs fundraising for Illinois athletic scholarships.

A native of Centralia, Ill., Eddleman earned 11 letters in football, basketball and track while at Illinois. He earned his bachelor's degree in physical education in 1949. Eddleman served as personnel director for Central Soya in Gibson City for 18 years prior to joining the Athletic Association in 1969. He served two years as assistant director of the Fighting Illini Scholarship Fund before assuming his present position in 1972. He will retire from the position in December, but will remain with the DIA as a special consultant.

Among Eddleman's many athletic achievements is a silver medal earned in the high jump at the 1948 Olympics. He was a member of the 1947 Rose Bowl team, set a Big Ten punting record of 43.4 yards per kick and was also a member of the 1959 Drake Relays Hall of Fame. In 1990 he was selected to the Illinois High School Association's all-time Basketball team. Eddleman is a member of the National High School Sports Hall of Fame and was the 1983 Varsity "I" Man of the Year. He was also selected to the Illinois All-Century Football Team in November of 1990.

Eddleman and his wife, Teddy, have four children and live in Champaign.



Steven Greene
*Director of
Development
—Fighting Illini
Scholarship Fund*

Beginning his second year as director of development is 1976 U of I graduate J. Steven Greene. Greene spent the past 10 years as a United Way fundraiser and comes to the Urbana-Champaign campus from Findlay, Ohio, where he served as Chief Professional Officer for the United Way of Hancock County since July of 1987.

Greene is primarily responsible for direction of the U of I's athletic facilities Capital Campaign, a project which began in 1986. Several phases of the facilities improvement project have already been completed. He will also assist in fund raising for the Fighting Illini Scholarship Fund.

A fullback on the Illinois team from 1972-75, Greene earned four letters under head coach Bob Blackman.

Greene and his wife, Charlene, reside in Champaign and have four children.



**Mildred B. Griggs,
Ph.D.**
*Faculty
Representative*

Mildred B. Griggs, Ph.D., serves the Division of Intercollegiate Athletics as faculty representative. She is responsible for representing Illinois at NCAA conventions and dealing with reforms and regulations at the Big Ten level. Her on-campus duties deal specifically with football, men's and women's basketball and baseball.

A native of Arkansas, Griggs received her undergraduate degree from Arkansas AM & N college. She earned her master's and doctorate

from Illinois. She is a faculty member in the Department of Vocational and Technical Education in the College of Education.

Griggs and her husband, Alvin, have two sons and live in Champaign.



Dr. Robert Gurtler
Team/Orthopedic Surgeon

Dr. Robert Gurtler has been the University of Illinois team physician since 1983. He is responsible for treating orthopedic injuries to all athletes in 19 varsity sports. In addition to his duties with the U of I, Gurtler has a private practice at Carle Hospital, focusing primarily on sports-related injuries.

Gurtler is a 1970 graduate of the University of Kansas where he received his undergraduate degree in human development. He attended medical school at Kansas and completed his residency there. Following residency, Gurtler received a fellowship at the University of Pennsylvania where he specialized in knee reconstructive surgery and sports medicine. He arrived in Champaign following his fellowship.

Gurtler is single and lives in Urbana.



Mike Hatfield
Director of Athletic Ticket Office

Mike Hatfield is in his 12th year of service with the Illinois Division of Intercollegiate Athletics. He currently serves as Director of the Athletic Ticket Office. Previously, Hatfield had served for eight years as academic counselor to the Fighting Illini football and men's basketball programs.

Hatfield, a native of Hoopston, is a 1979 graduate of Eastern Illinois University, where he also earned his master's in 1980. As an undergraduate, Hatfield earned All-America honors in track and field in the 3,000-meter steeplechase.

He and his wife, Carol, have two children, Angie and Nic, and reside in Champaign.



Warren Hood
Assistant to the Associate Athletic Director

Warren Hood has been with the Division of Intercollegiate Athletics since 1988, when he began work in the marketing and promotions office. He moved to the administration office in 1989, where he currently serves as an administrative assistant. Hood is responsible for football and basketball game management, Big Ten championships, team travel, contracts and scheduling. Last winter he was named director of summer camps, where he oversees the operation of 17 Division of Intercollegiate Athletics sports camp.

A 1987 graduate of the University of Illinois, Hood, 27, is currently pursuing a master's degree in sport administration. He and his wife, Denise, reside in Champaign.



Karol Kahrs
Associate Director of Athletics

Dr. Karol Kahrs, associate director of athletics, has served the Division of Intercollegiate Athletics since 1974. She supervises UI sports programs in volleyball, women's basketball, women's gymnastics, men's and women's tennis, men's and women's swimming, women's track and women's cross country.

Additionally, Kahrs oversees facilities scheduling, staff development, the strength and conditioning staff, and the Atkins Tennis Center.

Kahrs has been with the University since 1966, when she served as an instructor in the Department of Physical Education. She also served as director of the Women's Extracurricular Sports Association, working in both capacities until 1970.

Kahrs earned a bachelor's degree in physical education from the University of Georgia in 1962 and a master's degree in physical education from Ohio State University in 1965. She earned her doctorate from OSU in 1972.

Under Kahrs' direction and leadership, Illinois was one of the first major institutions to be reviewed by the Office of Civil Rights and found to be in compliance with Title IX in 1981. In 1974, Kahrs was placed in charge of the newly created seven-sport women's intercollegiate athletics program at Illinois. In 1988, she served as Director of Internal Affairs for the former Athletic Association and was instrumental in the Association merger into the University in 1989.

Kahrs enjoys a strong background in volleyball, having coached the Illinois team in the late 1960s and early 1970s. She also coaches the alumni team in the annual varsity-alumni match.

Kahrs serves on the Board of Visitors for the United State Sports Academy. She received the Distinguished Alumnus Award in Physical Education at Georgia in 1988. Kahrs lives in Champaign.



Al Martindale, ATC
Director of Sports Medicine

Al Martindale was named head athletic trainer at the University of Illinois in July of 1983. A native of Postville, Iowa, he is now in his 12th year as a head trainer at the Division I level.

Martindale spent six years at the University of Hawaii, including three as the head trainer, before accepting the Illinois post.

He received his degree in physical education from Upper Iowa University in 1973. From UIU he went to Indiana State, earning a master's degree in 1974. His next stop was Moline (Ill.) High School, where he spent three years before taking the position in Hawaii.

Martindale's responsibilities include the prevention and treatment of injuries to athletes in all 19 of Illinois' varsity sports. He also supervises five full-time assistants, one graduate assistant and more than two dozen student assistants.

Martindale and his wife, Lisa, have one daughter, and live in Champaign.



Tom Porter
Associate Director of Athletics

Tom Porter is in his seventh year as associate director of athletics, overseeing four of the University of Illinois' sport programs: baseball, wrestling, fencing and men's gymnastics. He also is directly responsible for supervision of promotions and marketing, the Varsity "I" Association, UI's summer camps, licensing and the athletic ticket office.

In 1973, Porter came to Illinois from Hersey High school in Arling-

ton Heights, Ill., where he guided the wrestling team to two IHSA state titles. He joined the UI football coaching staff as an assistant and also was the head wrestling coach from 1973 to 1978. Porter moved into administration in 1978 when he was named assistant director of athletics.

A native of Harvey, Ill., Porter received both his bachelor's and master's degrees from Indiana State University. He and his wife, Patty, have two sons and reside in Mahomet.



Jesse Ratliff
Equipment Manager

Jesse Ratliff is in his sixth year in the equipment department as an assistant to equipment manager Andy Dixon. Ratliff concentrates on supplying the players with required and requested equipment.

In addition to making sure the uniforms are prepared, he is present during the game to repair equipment. During the week, he is in charge of distributing day-to-day equipment.

Ratliff, along with his three children, resides in Urbana.



Dr. Stephen H. Soboroff
Team Physician

Dr. Stephen H. Soboroff is medically and administratively responsible for the health care of all Illinois student-athletes. He directs the drug-education and drug-testing programs and provides consultation to the athletic training staff. Soboroff has served in this capacity since 1983.

Soboroff received his M.D., from the UIUC College of Medicine in

1969. He serves on the faculty in the University's School of Medicine and the Department of Kinesiology. His professional interests include sports medicine, internal medicine, occupational medicine and public health. He also enjoys long-distance running and has competed in several marathons.

Soboroff is single and lives in Champaign.



John Southwood
Director of Fighting Illini Scholarship Fund/Chicago

John Southwood has been with the Division of Intercollegiate Athletics since 1983. He is responsible for athletic fund raising and public relations in the Chicagoland area. A 1981 Illinois graduate, Southwood started as a graduate assistant with the Grants/In/Aid program. After earning his master's degree in 1985, he assumed the position of assistant director of Grants/In/Aid - Chicago Operations. In 1989, he was named director of the FIS-Fund, Chicago.

A native of Rock Island, Ill., Southwood and his wife, Theresa, reside in Downers Grove. He has three daughters.



Tim Tracy
Business Manager

Tim Tracy has been the Division of Intercollegiate Athletic's business manager since 1986. He is responsible for the UI's courtesy car and insurance programs, in addition to managing the DIA business office and handling the financial reporting.

A native of Bement, Ill., Tracy is a 1982 graduate of Illinois College in Jacksonville. He previously held positions with Springfield (Ill.)

Memorial Medical Center and at Mercy Hospital in Urbana.

He and his wife, Molly, reside in Bement.



Barb Ward
Food Administrator

Barb Ward is in her 29th year with the University and 19th year as the Food Administrator responsible for feeding nearly 600 athletes. Ward began as a cook in 1963 under Berdie Patterson and assumed her current role in 1972. She supervises four full-time assistants in meal planning and purchasing.

In addition to feeding the athletes, Ward prepares special meals for various function in the Varsity Room.

She and her husband, Oris, have raised eight children and live in Champaign.



Leo Ward,
C.S.C.S.
Strength Coach

Leo Ward is in his sixth year as strength and conditioning coach for the Division of Intercollegiate Athletics. Now in his 28th year of coaching and strength training, the Pittsburgh, Pa., native is responsible for designing strength, conditioning and rehabilitation training regimens for the Fighting Illini football, volleyball, gymnastics, women's basketball and men's tennis teams.

Ward is a 1964 graduate of Western New Mexico University where he competed in football and track. In 1970 he received a master's degree in education from Penn State University. While at Penn State he served as a graduate assistant for the Nittany Lions. Additionally, Ward has three years experience at Gettysburg College as a football/track and strength coach, and 18 years experience at the high school level.

Ward and his wife, Nancy, have two daughters, and reside in Champaign.



Kevin Wold
Strength Coach

Kevin Wold was named strength coach at the University of Illinois August 1, 1990. The Plainfield, Ill. native begins his third season of working with men's basketball, men's and women's golf, women's tennis, wrestling, baseball, men's and women's swimming and diving and fencing.

As a graduate from Eastern Illinois University in 1982, Wold received a bachelor of science degree in teaching with a certificate in physical education. He furthered his education with a M.S. in physical education in August 1987 from Eastern.

During his stay in Charleston, Wold was the strength and conditioning coach for EIU football from July 1984 to July 1989. In September 1989, he was named head wrestling coach, in addition to being a physical education instructor at Vandalia High School.

Wold, 33, is single and resides in Urbana.



Dorothy Damewood
Administrative Secretary



Sandra Langley
Secretary

CHIEF ILLINIWEK

One of the most dramatic and dignified traditions in college athletics is the performance of Chief Illiniwek at the University of Illinois. Since 1926, this symbol has stirred pride and respect in audiences at Memorial Stadium and the Assembly Hall.

Illiniwek (pronounced "il-EYE-nih-wek") was the name of the loose confederation of Algonquin tribes that once lived in the region. The French changed the ending to "ois" in naming what became the state of Illinois.

Illiniwek means "they are men," and former Illinois football Coach Robert Zuppke is believed to have suggested calling the UI symbol Chief Illiniwek. In 1926, Assistant Band Director Ray Dvorak conceived the idea of performing an American Indian dance during halftime of the Illinois vs. Pennsylvania football game in Philadelphia. Lester Leutwiler, a student interested in Indian lore, was chosen for the role. Leutwiler's performance, done in a homemade costume, was received so well that he was asked to continue his dance through the 1928 season.

Webber Borchers, the second Chief Illiniwek, was the first to appear in authentic American Indian regalia. He initiated a campaign to raise money to replace his homemade outfit with an authentic one, but with the Depression on, he received just \$15. However, a Champaign merchant stepped in to fund the rest and Borchers was off. He recalled: "In the summer of 1930 I went, at my own expense, to the Pine Ridge Reservation in South Dakota. I hitchhiked out, called an Indian agent and explained my mission. He and an Indian trader called in an older Sioux Indian woman. She and two younger women made the suit."

On Nov. 8, 1930 in New York's Yankee Stadium, Illinois faced Army in the seventh game of the season. It was there that Borchers made the first appearance of Chief Illiniwek in that outfit. Since then, five different authentic outfits have been used by Chief Illiniwek. The one used in performances now was purchased in 1983 from Sioux Chief Frank Fools Crow, and is topped by a head-dress of turkey feathers.




Chief Illiniwek appears at all men's basketball games, as well as football games and women's basketball games.

Previous Individuals Who Have Portrayed Chief Illiniwek

1. Lester G. Leutwiler, Urbana 1926, 27, 28
2. A. Webber Borchers, Decatur 1929, 30
3. William A. Newton, Chicago 1931, 32, 33, 34
4. Edward C. Kalb, Springfield 1935, 36, 37, 38
5. John Grable, Overland, Mo. 1939, 40
6. Glen Holthaus, St. Louis, Mo. 1941, 42
7. Idelle Stitch, Fairfax, Okla. 1943 (Princess Illiniwek)
8. Kenneth Hanks, Raymond 1944
9. Robert Bitzer, Collinsville 1945, 46
10. Robert Bischoff, St. Louis, Mo. 1947
11. James A. Down, East St. Louis 1948, 49, 50
12. William G. Hug, Park Ridge 1951, 52
13. Gaylord Spotts, Jacksonville 1953, 54, 55
14. Ronald S. Kaiser, Clayton, Mo. 1956
15. John W. Forsyth, Olney 1957, 58, 59
16. Ben Forsyth, Olney 1960, 61, 62, 63
17. Fred Cash, Urbana 1964, 65
18. Rick Legue, Champaign 1966, 67
19. Gary Simpson, Fairfield 1968, 69
20. John Bitzer, Shelbyville 1970, 71, 72, 73
21. Mike Gonzalez, Jacksonville 1974, 75, 76
22. Matt Gawne, Oak Park 1977, 78, 79
23. Pete Marzek, Berwyn 1980
24. Scott Christensen, Bloomington 1981, 82, 83
25. William Forsyth, Springfield 1984, 85
26. Michael Rose, Tulsa, Okla. 1986, 87
27. Tom Livingston, LaGrange 1988, 89
28. Kurt Gruben, Rochelle 1990, 1991
29. Steve Raquel, Champaign, 1992

Meet the Fighting Illini



28 1992-93 PROSPECTUS
32 ROBERT BENNETT
34 RENNIE CLEMONS
36 MARC DAVIDSON
38 ANDY KAUFMANN
40 TOM MICHAEL

42 BROOKS TAYLOR
44 DEON THOMAS
46 T.J. WHEELER
48 CHRIS GANDY
50 RICHARD KEENE
50 WALK-ONS

ILLINI LOOK TO GET BACK IN THE BLACK IN '92-'93

Fighting Illini mentor **Lou Henson** enters his fourth decade as a college basketball head coach this fall, and does so with a great deal of optimism. For the first time in three years, the 18th-year head coach will have some experienced players around which to build his team.

Two seasons ago the "Young Guns" were billed as his youngest team in a decade at Illinois, and he guided that squad, which was predicted to finish eighth in the Big Ten, to a tie for third place in the league race. But harsh reality set in last year, as Henson and his staff took Illinois' youngest team in more than 50 years, a team without a single senior letterwinner, and brought it within an eyelash (just one game) of a postseason tournament berth. The team's 13-15 record (which came against the nation's 11th-toughest schedule) was Illinois' first under .500 since 1977-78 but, amazingly, the Fighting Illini finished No. 32 in the nation according to the *USA Today's* Sagarin Computer Ratings.

Players on the 1992-93 Illinois basketball team roster have earned a total of 15 varsity letters, compared with just eight on the 1991-92 roster and only seven on the 1990-91 squad. In addition, nine of the returning players benefited from 10 extra practices in the spring, preparing for a 10-game exhibition tour of Russia and the Baltic States in May.

Illinois will be without one player who saw significant action a year ago, junior Scott Pierce (18.5 minutes, 5.8 points, 3.5 rebounds per game), who transferred to Oklahoma State.

Frontcourt

It comes as no surprise that the Illini will once again depend on 6-foot-9-inch **Deon Thomas**, a redshirt junior, for leadership in the middle. Thomas was a marked man last year when teams put their top defenders on him - two or even three of them at times. Yet Thomas still posted impressive numbers. The 1992 Illinois MVP led his team in minutes played (945), field goal percentage (.585), field goals and free throws made (199), rebounds (193/6.9 rpg), blocked shots (+4) and points (542). Thomas improved only slightly from his freshman to sophomore year in rebounding (from 6.8 to 6.9 rpg), so Henson will be driving him to step up his performance under the boards. In addition, Henson plans to bring Thomas out away from the basket more frequently to take advantage of his medium-range jump-shooting ability.



Forward/center Deon Thomas led the Fighting Illini in scoring and rebounding in 1991-92.

"Experience is probably most important at the guard positions, especially the point, and the fact that Clemmons, Wheeler and Taylor have another year under their belts is very encouraging. We're not going to put a lot of pressure on our guards to take the majority of the scoring load, but we definitely need them to be complete players. Ballhandling and distribution in addition to hard-nosed defense will be the key elements we'll be looking for from our guards."

- Lou Henson

Henson on Thomas: "We're pleased that Deon has been able to increase his strength and stamina in the offseason, but we need that to translate into more rebounds and more minutes for him on the court. If he's able to assume a true leadership role on our team, it will benefit our team greatly. Deon's a terrific talent, and has so much potential. Our staff feels that he can be among Big Ten's elite this year."

"One of our downfalls a year ago was in the area of rebounding. We finished fourth in the Big Ten last year in rebounding, and many teams would be satisfied with that. But we expect to lead the league in rebounding, just as we did the year before. That's very important to us. Even though we don't have great size, I think our players will rise to the challenge and work the boards tough. I also believe our overall scoring, both around the lane and from the outside, will improve."

- Coach Lou Henson

Thomas' primary backup at center will be 6-6 sophomore **Robert Bennett**, who also has the inside track at a starting spot at the power forward position. Bennett had the typical freshman jitters for much of last season, but when mid-February rolled around, he escalated his game considerably, improving his shooting, scoring and rebounding down the stretch. He started nine of the last 11 games, and averaged 14.7 points and 7.3 rebounds per game while shooting 70 percent from the field in the final three contests.

Henson on Bennett: *"Robert was pretty erratic during the early part of his freshman year, but he worked hard and learned our system, and his game improved. His play in February and March was very encouraging to our staff. Robert is one of our strongest players, and has great jumping ability. He can be an explosive offensive player. Whether or not he continues his progress will have a great deal to do with how we fare as a team this season."*

Steve Roth, a 6-9 walk-on is expected to see spot duty at the center position. Roth saw limited action in 16 games as a freshman.


Two players appear likely to see action at both forward positions in 1992-93. Six-foot-six-inch sophomore **Marc Davidson** was not a major factor last season, but showed astounding improvement during the team's May exhibition trip to Russia and the Baltic States, where he led the Illini with 9.2 rebounds per game, and scored 16.5 points per game, good for second on the team. Davidson's rugged rebounding as well as his effective perimeter shooting make him a likely candidate for significant minutes this year. Incoming 6-8 freshman **Chris Gandy** is an accomplished scorer and rebounder, but the two-time all-stater figures to fill a spot or backup role for most of the season until he gains collegiate experience.

Henson on Davidson: *"What Marc achieved on our trip to Russia and the Baltic States in May was remarkable. The extra practices we had prior to going*

were a help, and he just seemed a great deal more confident. We knew he could play well - he's done it in practice ever since he came to Illinois. Marc knows the game, and with his improvement and aggressiveness in scoring and rebounding, he will be an integral part of our team this season."

Henson on Gandy: *"Chris is coming in at a good time. Since we have a few more players this year, he won't be under the pressure to develop as quickly as Bennett and Davidson were last year. He certainly has the tools to become an excellent player for us; he jumps and rebounds well, he can score, and he's a smart player. Like most freshmen, he'll have to get stronger to play well in the Big Ten, and I think he will. Our staff feels that Chris is fundamentally sound; that's a tribute to the excellent coaching he has received from Vern Sloan and others at Bradley-Bourbonnais."*

One of the major reasons Henson feels so good about this team's chances for success is its ability to score both inside and outside. Thomas, of course, is a proven scorer inside, and the Illini are blessed with



Andy Kaufmann, Illinois' leading scorer in '90-'91, returns for his final season of eligibility this year.



Junior Rennie Clemons will see action at both point and No. 2 guard this season.

medium and long-range scorers as well. Small forward **Tom Michael**, a 6-8 junior, is Illinois' all-time leader in three-point shooting and was the top trey producer in the Big Ten last season. But what the Orange and Blue arsenal will have this season that it lacked a year ago is another small forward, veteran 6-6 senior scorer **Andy Kaufmann**. Kaufmann, who missed last season due to academic difficulties, brings some impressive credentials to his final season with the Fighting Illini. As a junior, he scored 660 points, missing Don Freeman's UI single-season record by just eight points. He is currently the school's No. 27 all-time scorer and another 660-point season would put him in the No. 2 spot, just behind all-time leader Eddie Johnson. Kaufmann's 46 points vs. Wisconsin-Milwaukee in 1990 are the top Illini single-game scoring performance in the Assembly Hall, and the No. 2 scoring performance ever for an Illinois player.

Henson on Michael: "Tom has proven that he's one of the top three-point shooters in the country, and he has been working to become more mobile with the ball. He's definitely one of our 'go-to' players, and as a co-captain, we're looking for some strong leadership from him as one of our veteran players."

"The league is going to be extremely strong this year - back to where it was two or three years ago, but we're back, too. I think we have the talent to give teams like Michigan, Indiana, Ohio State and Iowa a run for their money in the conference race. If we play like I think we can, we'll have a great shot at returning to the NCAA Tournament."

- Coach Lou Henson

Henson on Kaufmann: "There's no question that we missed Andy last year. With him we almost certainly would have played in a postseason tournament. Naturally, we're very pleased to have him back. Anytime you have a veteran on your team who can go out and get 18 or 20 points per ball game, you have to be excited. Andy has kept himself in top shape during the last year, and we're looking forward to having him back. With his ability to penetrate, as well as hit the three-point shot and get to the foul line, he'll definitely be a major asset to this ball club."

Backcourt

Six-foot junior **Rennie Clemons**, a two-year starter at point guard, appears to have the inside track at the quarterback's role again. Clemons dished out a team-leading 137 assists a year ago, and was the squad's third-leading scorer. He has been working on his medium-range pull-up jump shot in the offseason. The shot could be a valuable weapon for him, since he is already effective at penetrating through the opponent's first line of defense on the dribble.

Henson on Clemons: "Most people know how good Rennie is at penetrating. But if he can continue to improve on his long and medium-range jump shots, he'll been tougher for our opponents to contain. Rennie does an excellent job of running our offense and distributing the ball, but we like to use him at the second guard spot at times to take advantage of some of his scoring skills. Rennie still needs some work on his defensive game, and I think he will meet that challenge."

Brooks Taylor, a 6-4 senior, has also played both guard positions, and appears to be in a backup role at both spots. Taylor has shown flashes of excellent defensive ability during his career at Illinois and could see more time on the court if he becomes more consistent. Taylor is the team's only returning senior, since Kaufmann did not play last season, and a three-time letterwinner

Henson on Taylor: "Brooks is very athletic; his quickness and jumping ability have been assets for him ever since he came to Illinois. We have relied on his ballhandling and defensive skills in many situations. If Brooks can improve his offensive production, he'll be in the fight for significant playing time."

Junior **T.J. Wheeler** is the favorite to start at the second guard position, largely due to his outside shooting and defensive abilities. Wheeler was the squad's top defensive player last year and led the team in free throw shooting (.844). He also put together the league's fifth-best three-point shooting percentage (.464) in Big Ten games.

Henson on Wheeler: "T.J. had a solid year for us a year ago. Now that he has a season-and-a-half of experience (he was academically ineligible during the second semester of his freshman year), he's turned into one of our most consistent players. Even though he's not a top scorer, he frequently leads our team in the efficiency ratings, and that shows how complete a player he is. I look for T.J. to have an even better junior season."

Incoming 6-6 freshman **Richard Keene** is the most highly-touted Illini newcomer since Deon Thomas. Although he is considered a top 10 (nationally) recruit, Henson will bring him along slowly. Keene is regarded as not only a capable outside scorer, but also as an extremely gifted ballhandler and passer. He could see quite a bit of playing time, especially later in the season, after he has had some time to learn the Henson system and adjust to the college game.

A Quick Look At The Fighting Illini

STARTERS RETURNING: (5) Deon Thomas, 6-9, C, redshirt Jr., 19.4 points per game, 6.9 rebounds per game; Tom Michael, 6-8, F, redshirt Jr., 12.5 ppg, 4.6 rpg; Rennie Clemons, 6-0, G, Jr., 11.1 ppg, 3.8 rpg, 4.9 apg; T.J. Wheeler, 6-4, G, Jr., 10.3 ppg, 4.1 rpg, 2.7 apg; Robert Bennett, F, 6-6, So., 4.8 ppg, 3.8 rpg.

LETTERMEN RETURNING: (9) Deon Thomas; Tom Michael; Rennie Clemons; T.J. Wheeler; Robert Bennett; Brooks Taylor, 6-4, G, Sr., 4.0 ppg, 4.5 rpg, 3.3 apg; Marc Davidson, 6-6, F, So., 1.7 ppg, 1.2 rpg; Steve Roth, 6-9, C, So., 0.6 ppg, 0.6 rpg, 0.1 apg; Andy Kaufman, 6-6, F, Sr., 21.3 ppg, 5.0 rpg, 2.2 apg in 1990-91.

INCOMING RECRUITS: (2) Richard Keene, 6-6, G, Fr., Collinsville, Ill. (Collinsville H.S.), 20.0 ppg, 6.0 rpg, 8.0 apg, 2.0 steals per game as a high school senior; Chris Gandy, 6-8, F, Fr., Forward, Bourbonnais, Ill. (Bradley-Bourbonnais H.S.), 20.0 ppg, 9.0 rpg as a high school senior.

Henson on Keene: "Richard is a tremendous player; I think that's obvious to everyone. He led his team to the state finals at the Assembly Hall last March, and played extremely well, especially coming off of his wrist injury. We'll certainly benefit from Richard's great basketball background. But college basketball is different. We're not going to force feed him; we'll give him time to adjust. The guard positions are especially tough to bring freshmen into right away, but I think you'll see him have a major impact on our team as the season progresses."

The Fighting Illini finally have the good fortune of having some capable depth in the backcourt. A walk-on transfer from Champaign's Parkland College will provide some of that depth. **Davin Harris**, a 5-11 junior, played together with former Illini Mike Duis at Parkland from 1989-91 and practiced with the Illini last season while sitting out of game action due to the Big Ten's transfer rule. Harris is a capable three-point shooter, and his lightning-quick feet on defense caught the eyes of the coaching staff a year ago.



In addition to ball-handling and three-point shooting ability, junior guard T. J. Wheeler is one of Illinois' top defenders.

ROBERT BENNETT 30



FIGHTING ILLINI

6-6, 201
SOPHOMORE
CHICAGO, ILL. (JULIAN)
FORWARD
BORN: 12/24/73

Career Highs

Points: 16 twice (3/11/92 at Ohio State and 3/14/92 at Michigan)

Field Goals: 7 (3/11/92 at Ohio State)

Free Throws: 3 twice (1/18/92 vs. Michigan and 3/14/92 at Michigan)

Rebounds: 8 twice (1/25/92 at Minnesota and 3/14/92 at Michigan)

Assists: 2 (on four occasions)

Steals: 2 (12/3/91 vs. Tennessee State)

Blocks: 2 (on four occasions)

BENNETT FACT

Bennett's three double-figure scoring performances as a freshman were in each of his final three games of the year.

AT ILLINOIS

1992-93: Will make a strong bid to start at the power forward spot, and is expected to back up Deon Thomas in the middle . . . Needs to improve on his 35 percent free throw shooting from a year ago.

1991-92: After initial adjustment to college basketball, he finished the season especially strong, starting nine of the last 11 games, and averaging 14.7 points and 7.3 rebounds in the last three contests . . . Best two games were the final two games of the year, when he scored 16 points on 7-of-8 shooting and pulled down seven rebounds March 11 at Ohio State, and when he scored 16 points and grabbed eight rebounds March 14 at Michigan in the season finale . . . Was a force under the boards on the Illini 10-game exhibition trip abroad last May, averaging nine rebounds per contest.

HIGH SCHOOL

Averaged 23 points, 13 rebounds, and three blocks per game as a senior; was named the MVP in the Blue-South Division of the Chicago Public League . . . Won the Slam Dunk Competition at the 1990 Boston Shootout, in which the top players from various major cities from around the nation compete in a round-robin tournament . . . High School coach was Talmadge Milan.


PERSONAL

Majoring in advertising . . . Attended the same high school as former Fighting Illini football standout Howard Griffith . . . Favorite basketball player is Charles Barkley of the Phoenix Suns, because of his great emotion and intensity on the court . . . Biggest thrill in sports was leading his Julian High School team to an undefeated conference record in the Chicago Public League Blue-South Division in 1991 . . . Aspires to a career in advertising and/or pro basketball . . . Son of Bruce Millner and Brenda Bennett.

BENNETT'S CAREER STATISTICS

Season	G-GS	FGM-A/FG%	3PM-A/3P%	FTM-A/FT%	REB/AVG	PF-D	PTS/AVG	A	TO	B	ST	MIN/AVG
1991-92	28-12	57-121/.471	2-2/1.000	17-48/.354	105/3.8	55-1	133/4.8	4	34	12	12	504/18.0

UNIVERSITY OF ILLINOIS



U
N
I
V
E


MEET THE
FIGHTING ILLINI

T
Y
O
F
I
L
L
I
N
O
I
S

RENNIE CLEMONS

★ All-Star Candidate ★

11



6-0, 186
JUNIOR
SPRINGFIELD, ILL. (CALVARY)
GUARD
BORN: 12/11/72

Career Highs

Points: 25 (11/30/91 vs. Northeast Louisiana)
Field Goals: 8 (11/30/91 vs. Northeast Louisiana)
Free Throws: 11 (12/6/91 vs. Hawaii)
Rebounds: 7 twice (12/29/90 vs. Oregon State and 1/25/92 at Minnesota)
Assists: 12 (12/7/90 vs. Oregon State)
Steals: 5 (1/10/91 vs. Minnesota and 1/15/92 at Iowa)
Blocks: 2 (11/23/90 at American of Puerto Rico)

CLEMONS FACT

Rennie has started 53 games in his Illinois career, just one fewer than team leader Deon Thomas.

AT ILLINOIS

1992-93: Will be looked to for leadership on the court from the point guard slot, but as the season progresses, Richard Keene could compete with him for minutes at the position . . . Will also see action at the second guard spot . . . Has a legitimate shot at postseason All-Big Ten honors.

1991-92: After a slow start, came on strong during the Big Ten season, achieving a No. 2 ranking among the league's assist leaders (5.3 apg) and a No. 3 listing among the leaders in steals (1.61 apg) . . . Was named honorable mention in the All-Big Ten voting by the conference's head coaches . . . Earned all-tournament honors at the 13th Annual Illini Classic . . . Best game of the season was in Champaign against Michigan State March 7, when he scored 17 points, grabbed five rebounds, and had 10 assists . . . Scored a career-high 25 points vs. Northeast Louisiana Nov. 30 . . . Tied his career high with five steals at Iowa Jan. 15 . . . Led the Illini with 137 assists and 42 steals for the season, and averaged 11.1 points per game, which was third on the squad . . . Averaged 33.3 minutes per game, second on the team only to Deon Thomas' 33.8 minutes per game.

1990-91: Stepped in immediately at point guard, starting all but three games during the year . . . Wasted no time in showing his exceptional leaping ability (he has a 40-inch vertical jump) and quickness in taking the ball to the basket . . . Scored his season-high 19 points in the win over Louisiana State Dec. 22, including a flying layup over 7-foot-1-inch All-America center Shaquille

O'Neal . . . Tallied 17 points in Illinois' Jan. 17 game with Michigan State . . . His off-balance, double-pump shot and subsequent free throw with 3.2 seconds remaining in the game gave the Fighting Illini a 67-66 win over Minnesota in Champaign Jan. 10 . . . Also had a career-high and team season-high five steals in that game . . . Dished out a career-high (and team season-high) 12 assists against Oregon State Dec. 7, and was named to the all-tournament team at the 12th Annual Illini Classic . . . Was third in the voting for Big Ten Freshman of the Year (both coach and media polls) . . . Played 835 minutes, third on the team behind Andy Kaufmann and Deon Thomas . . . Led Illinois in three-point shooting accuracy with a .444 mark.

HIGH SCHOOL

Averaged 30.3 points per game, 6.5 rebounds, 6.1 assists, and shot 56 percent from the field during his senior year . . . Led Calvary to No. 1 rankings during each of his two final seasons at Calvary . . . Sixth-highest scorer in IHSA history . . . Started every game in his high school career (111 games) . . . *Chicago Sun-Times* Class A Player-of-the-Year in junior and senior seasons . . . Played in the 1990 McDonald's All-America game . . . High school coach was Jim Drew.

PERSONAL

Nicknamed "M.C. Ren" by former Illini guard Larry Smith, whom he admired in high school . . . Enrolled in College of Liberal Arts and Sciences . . . Admires Isaiah Thomas for his talent and positive influence . . . Biggest sports thrill is playing for the Fighting Illini . . . Admires his mother and grandmother most for influencing his athletic career.

CLEMONS' CAREER STATISTICS

Season	G-GS F	GM-A/FG%	3PM-A/3P%	FTM-A/FT%	REB/AVG	PF-D	PTS/AVG	A TO	BK ST	MIN/AVG
1990-91	31-28	90-202/.446	8-18/.444	76-121/.628	99/3.2	84-3	264/8.5	96 88	7 43	835/26.9
1991-92	28-25	104-237/.439	11-32/.344	93-126/.738	106/3.8	79-2	312/11.1	137 83	7 42	931/33.3
TOTALS	59-53	194-439/.442	19-50/.380	169-247/.684	205/3.5	163-5	576/9.8	233 171	14 85	1766/29.9



U
N
I
V
E

MEET THE
FIGHTING ILLINI

T
Y
O
F
I
L
L
I
N
O
I
S

MARC DAVIDSON 33



6-6, 221
SOPHOMORE
MINOOKA, ILL.
(AURORA CHRISTIAN)
FORWARD
BORN: 3/1/73

Career Highs

Points: 5 (on three occasions)
Field Goals: 2 (on four occasions)
Free Throws: 2 twice (11/25/91 vs. Penn State and 1/22/92 vs. Wisconsin)
Rebounds: 3 (on three occasions)
Assists: 3 (12/3/91 vs. Tennessee State)
Steals: 1 (on four occasions)
Blocks: 1 (11/25/91 vs. Penn State)

DAVIDSON FACT

After never having flown before in his life, Marc traveled abroad twice last summer, first with the Fighting Illini to Russia and the Baltic States in May, and then with the Big Ten all-star team to England, Belgium and the Netherlands in August.

AT ILLINOIS

1992-93: Will be in the thick of the battle for playing time at the forward spots, due to his ability to not only hit the three-point shot or put the ball on the floor, but also to rebound in heavy traffic.

1991-92: Had a very modest freshman season, averaging 1.7 points and 1.2 rebounds in 8.4 minutes per game, but took dramatic strides in the spring . . . During Illinois' 10-game exhibition swing through Russia and the Baltic States in May, Davidson led the team in rebounding, averaging 9.2 per contest; he was the second-leading scorer on the trip for the Fighting Illini, averaging 16.5 points per game . . . Averaged 6.3 points and 3.7 rebounds per game on Big Ten All-Star tour . . . His 23 points vs. Great Britain's National Select team was the second best single-game total on the trip.

HIGH SCHOOL

Named to the Class A all-state team in his sophomore, junior and senior seasons . . . Led Aurora Christian to a fourth-place finish in the IHSA State Tournament during his junior year . . . Played for his father, Donald, who is Aurora Christian's head basketball coach and athletic director . . . In addition to basketball, he lettered four times in baseball.

PERSONAL

Majoring in physical education . . . Father and high school coach, Donald, starred in basketball at Illinois Wesleyan . . . Wants to follow in his dad's footsteps and become a coach after college . . . Favorite athlete is former Boston Celtic Larry Bird because he made the most of his abilities . . . For three summers during his high school years, Marc rose daily at 4:30 a.m. to milk as many as 50 cows at a farm near Yorkville . . . Worked at the Developmental Services Center (for the mentally retarded) in Champaign last summer . . . Is very active in the Fellowship of Christian Athletes . . . Son of Donald and Stephanie Davidson.

DAVIDSON'S CAREER STATISTICS

Season	G-GS	FGM-A/FG%	3PM-A/3P%	FTM-A/FT%	REB/AVG	PF-D	PTS/AVG	A	TO	BK	ST	MIN/AVG
1991-92	26-0	17-51/.333	1-7/.143	8-21/.381	32/1.2	21-1	43/1.7	9	20	1	4	218/8.4



U
N
I
V
E

MEET THE
FIGHTING ILLINI

T
Y
O
F
I
L
L
I
N
O
I
S

ANDY KAUFMANN 34

★ All-Star Candidate ★



6-6, 224
SENIOR (FIFTH YEAR)
JACKSONVILLE, ILL.
(JACKSONVILLE)
FORWARD
BORN: 11/17/69

Career Highs

Points: 46 (12/3/90 vs. Wisconsin-Milwaukee)
Field Goals: 17 (12/1/90 vs. Eastern Illinois)
Free Throws: 12 (12/3/90 vs. Wisconsin-Milwaukee)
Rebounds: 12 (12/8/90 vs. Georgia Southern)
Assists: 7 (12/19/90 vs. Missouri)
Steals: 4 (11/28/89 vs. Mississippi)
Blocks: 1 (on six occasions)

KAUFMANN FACT

Andy is the only player remaining from the "Flying Illini" team of 1988-89 which played in the NCAA Final Four in Seattle.

AT ILLINOIS

1992-93: A likely all-Big Ten pick, he'll be depended upon as a consistent offensive force in the Fighting Illini lineup . . . Enters the year at No. 27 on the all-time Fighting Illini career scoring list, and could end the season among the top three.

1991-92: Withdrew from school due to academic difficulties, but returned for the 1992 summer session after which he regained his eligibility.

1990-91: Made 32 free throws in a row, from Jan. 28 (vs. Iowa) to Feb. 16 (at Michigan State) . . . Scored more than 20 points 15 times in '90-'91; Illinois was 13-2 in those games, and 8-8 when he was held to 20 or fewer . . . Scored 40 and 46 points (career high) against Eastern Illinois (12/1/90) and Wisconsin-Milwaukee (12/3/90), the two top single-game scoring efforts of the season by Big Ten players . . . The 46-point effort is the top scoring output by an Illinois player in the Assembly Hall and the second-best point total ever by an Illinois basketball player . . . Selected to the all-tournament team at the San Juan Shootout at the beginning of the year . . . Chosen MVP (unanimously) of the 12th Annual Illini Classic (12/7-8/90) after scoring 52 points in the two games and snaring 12 rebounds in the championship game . . . Was named to the 1991 All-Big Ten team (second team by the media, third team by the coaches) . . . Scored 660 points during the season, just eight shy of all-time Illini single-season scoring leader Don Freeman (668 points in 1965-66).

1989-90: Competed in his first full season following a freshman campaign cut short by a blood clot in his left shoulder . . . Led Illinois in free throw percentage (.802) and three-point field goal percentage (.449) . . . Scored a season-high 21 points at Minnesota and also at home against Iowa . . . Started the first 16 games of the season, and scored in double figures in each of those games.

1988-89: Stepped in and contributed off the bench before being sidelined for the year with a blood clot in his left shoulder; the blood clot was detected before the Michigan game Jan. 14 . . . Scored a season-high 11 points and grabbed six rebounds vs. Metro State (Nov. 29) . . . Tied season high, scoring 11 points vs. Duquesne (Dec. 9).

HIGH SCHOOL

State scoring champ his sophomore and junior seasons, averaging more than 30 points per game both years . . . Totaled 20 or more points in 73 consecutive games and averaged 29.8 points in 106 contests . . . Connected on a state and national high school record 918 free throws while shooting 86 percent from the line . . . Led his team to a three-year combined record of 66-14 . . . High school coach was Mel Roustio.

PERSONAL

Grandfather, Robert, was an All-America basketball and football player at Iowa . . . Father, Bill, is a teacher for the deaf and blind . . . Major is speech communications . . . Enjoys collecting baseball cards as a hobby . . . Favorite athlete is Chicago Cubs' star Ryne Sandberg . . . Nickname is "A.K."

KAUFMANN'S CAREER STATISTICS

Season	G-GS	FGM-A/FG%	3PM-A/3P%	FTM-A/FT%	REB/AVG	PF-D	PTS/AVG	A TO	BK ST	MIN/AVG
1988-89	12-0	16-44/.364	5-17/.294	14-20/.700	20/1.7	22-0	51/4.3	8 15	1 5	135/11.3
1989-90	29-16	91-204/.446	22-49/.449	81-101/.802	93/3.2	71-1	285/9.8	54 72	5 27	682/23.5
1990-91	31-30	225-482/.467	41-104/.394	169-203/.833	154/5.0	75-1	660/21.3	67 112	0 18	968/31.2
TOTALS	72-46	332-730/.455	68-170/.400	264-324/.815	267/3.7	168-2	996/13.8	129 199	6 50	1785/24.8



J
N
I
V
E

MEET THE
FIGHTING ILLINI

T
Y
O
F
I
L
L
I
N
O
I
S

TOM MICHAEL 32

★ All-Star Candidate ★



6-8, 223

JUNIOR (REDSHIRT)

HOFFMAN, ILL. (CARLYLE)

FORWARD

BORN: 3/1/71

Career Highs

Points: 21 (2/4/92 vs. Indiana)

Field Goals: 8 (11/25/90 vs. Old Dominion at San Juan Shootout)

Free Throws: 5 twice (1/15/92 at Iowa and 2/11/92 at Purdue)

Rebounds: 10 (1/15/92 at Iowa)

Assists: 4 (on four occasions)

Steals: 3 (11/25/90 vs. Old Dominion at San Juan Shootout)

Blocks: 3 (11/25/90 vs. Old Dominion at San Juan Shootout)

MICHAEL FACT

Tom is the only player to have started all 28 games for the Fighting Illini last season.

AT ILLINOIS

1992-93: Will again be Illinois' top threat from long range, but how much he plays will be dictated by the degree to which he broadens his skills . . . Will continue to see action at both forward spots.

1991-92: Led the Big Ten in three-point shooting with: 2.7 treys per game (all games), a .557 percentage from beyond the arc in league play, and a .493 mark in all games557 shooting percentage in league games is the third-best percentage ever to lead the conference . . . 93 three-pointers in two seasons broke Kendall Gill's (1987-90) Illini career record of 82493 shooting percentage from outside the stripe edged Stephen Bardo's (1988-89) single-season record of .492 . . . Shot better (.75-of-152/.493) from three-point range than from inside (.41-of-107/.383) . . . Made at least one three-pointer in 25 of the team's 28 games . . . Was named to the 1991 Illini Classic all-tournament team . . . Earned honorable mention honors in the All-Big Ten balloting by the media . . . Best game of the season was a 21-point-eight-rebound effort vs. Indiana (2/4/92) . . . Pulled down a career-high 10 rebounds at Iowa (1/15/92) . . . Averaged three treys and 12.7 points per game on the Illini exhibition trip to Russia and the Baltic States last May . . . Won the three-point-shooting competition after the tournament in Lithuania at the end of that spring tour.

1990-91: Played extensively at small and power forward positions, giving team punch off the bench, mostly with

long-range shooting . . . Started out season in strong fashion scoring in double figures in five of the first six games, including a (then) career-high 19 points in the season's third game, a win over Old Dominion at the San Juan Shootout . . . Corralled nine rebounds in the Dec. 3 victory over Wisconsin-Milwaukee, in addition to scoring 10 points . . . Was second on team in three-point shooting percentage, converting 41 percent of his attempts . . . Appeared in all of Illinois' 31 games.

1989-90: Sat out the season as a redshirt.

HIGH SCHOOL

Averaged 25 points and 10 rebounds per game while leading the Indians to the 1989 Illinois Class A state championship . . . Was a first team all-state selection as a junior and senior, and was the MVP of the Illinois Basketball Coaches Association Class A All-Star Game . . . Was the MVP of the Cahokia Conference as a junior and senior . . . *The Belleville News-Democrat* named him Metro East Class A Player of the Year as a junior and senior . . . High school coach was Brad Weathers.

PERSONAL

Married to Shana Michael and has one son, Nicholas . . . Parents are Bob and Sheila Michael . . . Worked at his parents' lumber company in past summers, and participated in the Prairie State Games . . . Favorite athlete is L.A. Laker Magic Johnson because he makes himself successful on and off the basketball court . . . Enjoys playing golf and collecting baseball and basketball cards . . . Majoring in speech communications . . . Biggest sports thrill was winning the state championship as a senior.

MICHAEL'S CAREER STASTICS

Season	G-GS	FGM-A/FG%	3PM-A/3P%	FTM-A/FT%	REB/AVG	PF-D	PTS/AVG	A	TO	BK	ST	MIN/AVG
1990-91	31-6	49-115/.426	18-44/.409	15-32/.469	84/2.7	47-0	131/4.2	31	30	10	17	515/16.6
1991-92	28-28	116-259/.448	75-152/.493	43-58/.741	130/4.6	68-1	350/12.5	39	43	10	8	866/30.9
TOTALS	59-34	165/374/.441	93-196/.474	58-90/.644	214/3.6	115-1	481/8.1	70	73	20	25	1381/23.4



BROOKS TAYLOR 4



6-4, 191
SENIOR
CHICAGO, ILL. (DeLaSALLE)
GUARD
BORN: 3/13/71

Career Highs

Points: 10 (1/15/92 at Iowa)
Field Goals: 4 twice (1/11/92 at Michigan State and vs. Iowa 2/23/92)
Free Throws: 5 (1/13/90 at Northwestern)
Rebounds: 9 (1/4/92 vs. Connecticut)
Assists: 11 (1/30/92 vs. Ohio State)
Steals: 5 (2/28/92 vs. Michigan)
Blocks: 3 twice (12/29/89 vs. Grambling and 1/8/92 vs. Purdue)

TAYLOR FACT

Brooks is the only senior scholarship player returning from last year's team.

AT ILLINOIS

1992-93: Just like last year, he should be in the thick of the competition for the second guard position, but could also see some time at the point guard spot . . . Defense could be the factor that earns playing time for him . . . With some improvement offensively, he could become even more of a factor.
1991-92: Played in every game last season after sitting out the opener with Penn State with a foot injury . . . Started 11 games, including the one against Ohio State Jan. 30, when he posted a season-high 40 minutes of action and had a career-high 11 assists . . . Also tied a career high in rebounds with seven . . . Netted his career high of 10 points at Iowa Jan. 15 . . . Shot .528 from the field in eight games on the UI spring exhibition trip to Russia and the Baltic States.
1990-91: Played sparingly during the first couple of months of the season, but saw his minutes increase dramatically in February and March . . . Picked up the first start of his collegiate career at Iowa Feb. 23, when he logged a (then) career-high 34 minutes, scored two points, grabbed five rebounds, dished out three assists, and had two steals . . . Had five steals at Michigan Feb. 28, tying him (with Rennie Clemons) for tops in single-game steals on the team.
1989-90: Gained valuable experience playing under one of the finest

backcourt tandems in Illinois basketball history in Kendall Gill and Steve Bardo . . . Played the most games and scored the most points of any of the three freshman that year . . . Scored two points, collected three rebounds, had three blocks, and two steals in Illinois' win over Grambling Dec. 12 at the Rosemont Horizon.

HIGH SCHOOL


Averaged 17 points, five rebounds, and three assists per game as a senior . . . Teamed with former Fighting Illini Tim Geers to help the Meteors to a 22-4 record in 1988 . . . Was named to the All-Catholic League team as a senior . . . Scored 13 points, grabbed nine rebounds, and handed out six assists in the IBCA North-South All-Star game following his senior season . . . High school coach was Jim Tracy.

PERSONAL

Favorite athletes are Chicago Bulls superstar Michael Jordan, because of his ability to dominate a game, and former Illinois All-America guard Kendall Gill for his determination to be the best . . . Played one-on-one against Jordan when he was in ninth grade . . . Owns an extensive collection of old basketball games on video tape, which he enjoys watching in his spare time . . . Parents are William and Carol Taylor . . . Nickname is "Brooklyn" . . . Grew up with former Fighting Illini All-America Derek Harper as his favorite player.


TAYLOR'S CAREER STATISTICS

Season	G-GS	FGM-A/FG%	3PM-A/3P%	FTM-A/FT%	REB/AVG	PF-D	PTS/AVG	A	TO	BK	ST	MIN/AVG
1989-90	24-0	12-31/.387	0-3/.000	13-20/.650	25/1.0	26-1	37/1.5	24	16	5	10	153/6.4
1990-91	27-1	22-53/.415	1-6/.167	13-28/.464	54/2.0	44-0	58/2.1	28	39	4	27	363/13.4
1991-92	27-11	34-109/.312	8-31/.258	33-69/.478	121/4.5	90-7	109/4.0	90	74	13	31	695/25.7
TOTALS:	78-12	68-193/.352	9-40/.225	59-117/.504	200/2.6	160-8	204/2.6	142	129	22	68	1211/15.5



DEON THOMAS 25

★ All-Star Candidate ★



6-9, 232

JUNIOR (REDSHIRT)

CHICAGO, ILL. (SIMEON)

FORWARD/CENTER

BORN: 2/24/71

Career Highs

Points: 39 (12/30/91 at Illinois-Chicago)

Field Goals: 16 (12/30/91 at Illinois-Chicago)

Free Throws: 14 (2/11/92 at Purdue)

Rebounds: 16 twice (12/29/90 at Memphis State and 12/30/91 at Illinois-Chicago)

Assists: 4 (11/30/91 vs. Northeast Louisiana)

Steals: 3 (on three occasions)

Blocks: 7 (2/26/92 vs. Northwestern)

THOMAS FACT

Deon had the Big Ten's top two performances of the year in both scoring and in field goals made last season. He scored 39 points vs. Illinois-Chicago Dec. 30 and 36 vs. Northwestern Feb. 26. Thomas hit 16 field goals vs. Illinois-Chicago and 14 in that game vs. Northwestern.

AT ILLINOIS

1992-93: Should be one of the Big Ten's premier centers this season . . . Will

THOMAS' CAREER STATISTICS

Season	G-GS	FGM-A/FG%	3PM-A/3P%	FTM-A/FT%	REB/AVG	PF-D	PTS/AVG	A	TO	BK	ST	MIN/AVG
1990-91	30-28	172-298/.577	0-0/.000	108-168/.643	203/6.8	69-1	452/15.1	18	56	54	10	934/31.1
1991-92	28-26	199-340/.585	0-0/.000	144-218/.661	193/6.9	42-0	542/19.4	20	75	44	25	945/33.8
TOTALS:	58-54	371-638/.582	0-0/.000	252-386/.653	396/6.8	111-1	994/17.1	38	131	98	35	1879/32.4

benefit not only from his own gains in strength, maturity and experience but from the improvement of those around him, since defenses will not be able to key on him as much as in the past.

1991-92: Became Illinois' No. 28 career scorer with a total of 994 points in his first two seasons, ending up just two points behind senior teammate Andy Kaufmann . . . Shot .500 or better from the field in 20 of his 28 games in 1991-92 . . . 542 points last season are 10th best on the Fighting Illini single-season scoring chart . . . Led Illinois in minutes played (945), field goal percentage (.585), field goals and free throws made (199), rebounds (193/6.9 rpg), blocked shots (44) and points (542) . . . Averaged 19.4 ppg overall and 19.1 per conference game; both marks were second in the Big Ten . . . Was also second in the Big Ten in .585 season field goal percentage (.585) . . . The .585 figure is the third-best single season field goal percentage ever for an Illini . . . Went 14-of-18 from the free throw line at Purdue (2/11/92) to tie for fourth place in free throws made and second place in free throws attempted on the Illinois lists . . . Going into 1992-93, his career .582 (371-of-638) field goal percentage puts him in third place behind Ken Norman (1984-87) and Kenny Battle (1987-89) on the all-time Illinois list . . . Named co-captain along with Tom Michael . . . Elected Illini MVP by his teammates.

1990-91: Played in all but one game and started 28 games in a remarkably consistent freshman season . . . Scored in double figures in 26 of his 30 games, and tallied double digits in rebounds on six occasions, including a 16-rebound explosion in Illinois' 84-75 victory at Memphis State Dec. 29, a game in which he also scored 28 points . . . The 16 rebounds were the second highest single-game total by a Big Ten player during the year . . . Set the Illinois freshman scoring record, tallying 452 in his first campaign, to surpass the mark (385) set by Efreem Winters in 1982-83

. . . Was a unanimous selection on the all-tournament team in the 12th annual Illini Classic in December . . . Posted double-doubles vs. Oregon State, Louisiana State, Memphis State, vs. Michigan (at home), and against Indiana in the season-finale . . . Was Illinois' top field goal shooter among the regulars, shooting .577 from the field . . . His tip-in from behind the backboard with four seconds remaining in the game beat Purdue, 63-61, at the Assembly Hall Jan. 5 . . . Sprained his right ankle early in the second half in Illinois' loss at Michigan State Feb. 16 and missed the Ohio State game Feb. 20 . . . Fractured his wrist in April, about a month after the conclusion of the season, which slowed his progress in postseason training.

HIGH SCHOOL

One of the nation's top 10 seniors in 1989 . . . Was named Illinois' Mr. Basketball during his senior campaign . . . Led the Wolverines to 28 consecutive wins in his senior season, averaging 24 points, 12 rebounds, and six blocks per game . . . Played with current teammate Rennie Clemons in the 1989 McDonald's All-America Game . . . Named on everyone's all-state team, and most all-America teams . . . Attended same high school as former Fighting Illini Ervin Small and Nick Anderson . . . High school coach was Bob Hambric.

PERSONAL

Father, Melvin, is a security guard . . . Mother's name is Joanna Johnson . . . Majoring in political science and is considering going to law school some day . . . Nickname is "De-Nice" . . . Favorite athlete is former Philadelphia 76er Julius Erving because of his accomplishments on and off the court . . . Enjoys listening to jazz and watching movies . . . Has one son, Dominique . . . Biggest thrill was playing in the McDonald's All-America Game as a senior in high school.



U
N
I
V
E

MEET THE
FIGHTING ILLINI

T
Y
O
F
I
L
L
I
N
O
I
S

T.J. WHEELER 44



6-4, 191
JUNIOR
BUCKNER, ILL. (CHRISTOPHER)
GUARD
BORN: 2/14/72

Career Highs

Points: 22 (2/23/92 vs. Iowa)
Field Goals: 7 (2/23/92 vs. Iowa)
Free Throws: 10 (12/30/91 at Illinois-Chicago)
Rebounds: 11 (2/23/92 vs. Iowa)
Assists: 7 (2/26/92 vs. Northwestern)
Steals: 3 twice (12/29/90 at Memphis State and 1/22/92 vs. Wisconsin)

WHEELER FACT

After T.J. was cut near his right eye while on Illinois exhibition trip to Russia and the Baltic States last May, he received several stitches without the benefit of an anesthetic, an experience he remembers very vividly.

AT ILLINOIS

1992-93: His all-around solid play should bring him plenty of minutes this season, since he can be depended upon for consistent ballhandling and defense, as well as accurate shooting from the outside and from the free throw line.

1991-92: Was the Big Ten's No. 2 free throw shooter with a .844 percentage in all games; in conference games, he ranked No. 3 with another .844 mark . . . Won the Ralf Woods Award at last spring's basketball banquet for leading the Illini in free throw shooting during the Big Ten season . . . His .844 season free throw shooting mark is third-best on the all-time Illinois list . . . Shot .464 from three-point range, which was No. 5 in the Big Ten . . . Averaged 9.8 points per game and 3.2 assists per game (second on the team) during the Fighting Illini exhibition trip to Russia and the Baltic States last May.

1990-91: Played in 13 games, starting one, before being ruled academically ineligible for the second semester.

HIGH SCHOOL

Three-time Class A all-state selection . . . Averaged 32.7 points per game during his senior year . . . Ranks ninth in IHSA records with double-figure scoring in 54 consecutive games . . . His 214 career three-point goals ranks second in IHSA history, and his 90 games in double-figure scoring ranks him fifth . . . Averaged 25.5 points, 14.9 rebounds, and 7.9 assists per game in his junior season, leading Christopher to a 25-5 record . . . Ranked as one of the nation's top 100 high school seniors by talent scout Bob Gibbons . . . High school coach was Wes Choate.

PERSONAL

A multi-sport athlete in high school, he earned nine varsity letters . . . Parents are Tom and Lynda Wheeler . . . Enjoys fishing and golfing . . . Lists Christopher's impressive record during his junior year as his favorite sports memory . . . Favorite athlete is Washington Bullet Rex Chapman . . . Dedicated last season to his late-best friend, Robert McGhee, who was killed in an auto accident . . . Grew up admiring former Illinois standout Stephen Bardo.

WHEELER'S CAREER STATISTICS

Season	G-GS	FGM-A/FG%	3PM-A/3P%	FTM-A/FT%	REB/AVG	PF-D	PTS/AVG	A TO	BK ST	MIN/AVG
1990-91	13-1	18-38/.474	4-13/.308	19-24/.792	28/2.2	16-0	59/4.5	20 14	2 11	220/15.5
1991-92	27-22	84-197/.426	29-71/.408	81-96/.844	111/4.1	67-3	278/10.3	72 58	3 18	781/28.9
TOTALS:	40-23	102-235/.434	33-84/.393	100-120/.833	139/3.5	83-3	337/8.4	92 72	5 29	982/24.6

ASSEMBLY HALL




U
N
I
V
E

MEET THE
FIGHTING ILLINI

T
Y
O
F
I
L
L
I
N
O
I
S

CHRIS GANDY 45



6-8, 201

FRESHMAN

KANKAKEE, ILL.

(BRADLEY-BOURBONNAIS)

FORWARD

BORN: 12/20/73

GANDY FACT


During his high school career, Chris put together a streak of 59 consecutive games in which he scored in double figures.

AT ILLINOIS

1992-93: Will likely see backup duty at the power forward slot for much of the season, until he gains experience at the college level . . . Jumping and rebounding ability may be his ticket to playing time as a freshman.

HIGH SCHOOL

Named to the Class AA all-state team in his junior and senior seasons . . . Led Bradley-Bourbonnais to a quarterfinal berth in the IHSA State Finals at the Assembly Hall last March . . . Averaged 22 points and nine rebounds per game as a senior . . . Was a 61-percent field goal shooter and a 71-percent free throw shooter . . . Was listed among the nation's top 100 recruits by talent scout Bob Gibbons when he graduated from high school . . . High school coach was Vern Sloan.



PERSONAL

Nickname is "Gandyman" . . . Admires David Robinson of the NBA's San Antonio Spurs because he is a dominant force, and former Illini Kendall Gill because of his "sweet" jump shot . . . Aspires to a career in business after college . . . Parents are Leo and Lula Hunt . . . Biggest thrill in sports is seeing someone "come down the middle of the lane with a thunderous dunk." . . . Enrolled in College of Liberal Arts and Sciences.

RICHARD KEENE 24

MEET THE
FIGHTING ILLINI



6-6, 187
FRESHMAN
COLLINSVILLE, ILL.
(COLLINSVILLE)
GUARD
BORN: 12/3/73

KEENE FACT

Richard's grandfather, Archie Milano, played football for the NFL's Detroit Lions.

AT ILLINOIS

1992-93: Will be tough to keep out of the lineup at point guard once he makes the transition to the college game . . . Has exceptional passing skills for a player entering the college ranks.

HIGH SCHOOL


McDonald's and *Parade* All-American . . . Played in two postseason all-star games last spring, the McDonald's All-America Game and the Kentucky Derby Festival Classic . . . Two-time all-stater at Collinsville . . . Twice named on the *St. Louis Post-Dispatch's* All-St. Louis Area Team, and was named its player of the year last spring . . . Three-time All-Southwestern Conference pick and twice voted the SWC Player-of-the-Year . . . Averaged 18 points per game in his four seasons at CHS . . . Holds CHS career records for games played (111), three-pointers (265) and consecutive free throws made (40) . . . Is

Collinsville's No. 2 all-time scorer with 1,968 points . . . Tied an IHSA state tournament record with six three-pointers in a game . . . Led his team to the quarterfinals of the 1992 IHSA Class A State Tournament at the Assembly Hall . . . Listed among the nation's top 10 recruits by talent scout Bob Gibbons last spring . . . High school coach was Bob Bone; assistant coach was former Illini Denny Pace, who lettered from 1967-69.

PERSONAL

Enrolled in the College of Liberal Arts and Sciences . . . Hobbies are golf and tennis . . . Parents are Howard and Sandra Keene . . . Father, Howard, played basketball at Louisiana State and at Southern Illinois-Carbondale and is now vice president of Rawlings Sporting Goods in St. Louis.

WALKONS



3

DAVIN HARRIS

6-0, 159
JUNIOR
BLOOMINGTON, ILL.
(BLOOMINGTON)
GUARD
BORN: 3/18/70

Will provide depth for the Illini backcourt this season, and should see spot duty at the point guard position . . . Majoring in communications . . . Played from 1989-91 under Tom Cooper at Parkland College in Champaign, where he teamed with former Illini Mike Duis during the 1990-91 season . . . Led the team in assists and steals that year . . . Practiced with the Fighting Illini last year, although he was unable to play because of Big Ten transfer rules . . . Shot 55 percent from three-point range at Parkland, and, as a sophomore, was third nationally among junior college players in steals, and second in assists . . . Scored 46 points in the championship game of the Parkland Shootout in 1990-91, earning tourney MVP honors . . . Also picked up a triple-double in that tournament, scoring 35 points and contributing 15 assists and 10 rebounds in one of the games . . . Played under Loren Wallace at Bloomington High School, where he was an All-Big 12 performer . . . Favorite athlete is Chicago Bulls guard B.J. Armstrong . . . Parents are Theoda and Brenda Kirkwood.



52

STEVE ROTH

6-10, 242
SOPHOMORE (REDSHIRT)
BELLEVILLE, ILL. (EAST)
CENTER
BORN: 8/20/72

Career Highs

Points: 3 (2/36/92 vs. Northwestern)
Field Goals: 1 (on three occasions)
Free Throws: 2 (12/7/91 vs. Washington)
Rebounds: 4 (12/3/91 vs. Tennessee State)
Assists: 1 (12/3/91 vs. Tennessee State)
Steals: 0


Played only briefly at Belleville East, and participated in intramural basketball during his freshman year at Illinois . . . Friends talked him into "walking on" to the Illini team, and he ended up making the traveling squad for the entire 1991-92 season . . . Primary assignment last year was to defend starting center Deon Thomas in practice . . . Saw limited action, but appeared in 16 games, scoring nine points and grabbing nine rebounds . . . Appeared in eight of Illinois' 10 exhibition games in Russia and the Baltic States last May, scoring a total of six points and grabbing nine rebounds . . . Marketing major.

ROTH'S CAREER STATISTICS

Season	G-GS	FGM-A/FG%	3PM-A/3P%	FTM-A/FT%	REB/AVG	PF-D	PTS/AVG	A	TO	BK	ST	MIN/AVG
1991-92	16-0	3-8/.375	0-0/0.000	3-4/.750	9/0.6	1-0	9/0.6	1	1	2	0	35/2.2

I N O I S
 MEET THE FIGHTING ILLINI
 F
 O
 Y
 T
 I
 R
 S
 I
 T
 Y
 O
 F
 U
 N
 I
 V
 E
 R
 S
 I
 T
 Y
 O
 F

The Opponents



THE OPPONENTS

- | | | | |
|----|-----------------------|----|------------------------|
| 52 | GREAT ALASKA SHOOTOUT | 65 | MISSOURI |
| 54 | CHICAGO STATE | 66 | NORTHWESTERN |
| 55 | FLORIDA A&M | 67 | OHIO STATE |
| 56 | ILLINOIS-CHICAGO | 68 | PENN STATE |
| 57 | INDIANA | 69 | PITTSBURGH |
| 58 | IOWA | 70 | PRINCETON |
| 59 | JACKSON STATE | 71 | PURDUE |
| 60 | MARQUETTE | 72 | TEXAS |
| 61 | MERCER | 73 | WISCONSIN |
| 62 | MICHIGAN | 74 | ILLINI CLASSIC |
| 63 | MICHIGAN STATE | 76 | ALL-TIME SERIES SCORES |
| 64 | MINNESOTA | 82 | THE BIG TEN CONFERENCE |

GREAT ALASKA SHOOTOUT

ALABAMA-BIRMINGHAM

President:
Dr. Charles A. McCallum
Enrollment: 16,784
Arena/Capacity: UAB
Arena/8500
Nickname: Blazers
Colors: Green,
Gold & White
Conference:



Head Coach:
Gene Bortow

Great Midwest
Athletic Department Phone:
(205) 934-3402

Sports Information Mailing Address:

115 UAB Arena
Birmingham, AL 35294
Telephone: (205) 934-0722
Fax: (205) 934-7505

Basketball SID/Home Phone:
Grant Shingleton (205) 933-1031

Head Coach: Gene Bortow
(NE Missouri State '53)

Collegiate Record: 57-401
(30 years)

At UAB: 292-152 (15 seasons)

Basketball Office Telephone:
(205) 934-3402

1991-92 Record: 20-9

Series Record: UAB leads 1-0

ALASKA-ANCHORAGE

President:
Dr. Donald Behrend
Enrollment: 20,000
Arena/Capacity:
Sullivan Arena
8,000
Nickname: Seawolves
Colors: Green and
Gold



Head Coach:
Harry Larabee

Conference: Pacific West
Athletic Department Phone:
(907) 786-1230

Sports Information Mailing Address:

Athletic Dept
3211 Providence Dr.
Anchorage, AK 99508
Telephone: (907) 786-1295
Fax: (907) 563-4565

Basketball SID/Home Phone:
Deb Grove/(907) 248-2667

Head Coach: Harry Larabee
(Texas '75)

Collegiate Record: 164-148
(11 years)

At UAA: 109-67 (6 years)

Basketball Office Telephone:
(907) 786-1286

1991-92 Record: 21-8

Series Record: UI leads 1-0

DAYTON

President:
Brother Raymond L.
Fitz, S.M.
Enrollment: 6,520
Arena/Capacity: UD
Arena/13,455
Nickname: Flyers
Colors: Red and Blue
Conference:



Head Coach:
Jim O'Brien

Midwestern Collegiate
Athletic Department Phone:
(513) 229-2111

Sports Information Mailing Address:

Sports Information Office
University of Dayton
Dayton, OH 45469-1220
Telephone: (513) 229-4460
Fax: (513) 229-4461

Basketball SID/Home Phone:
Doug Hauschild/(513) 293-8441

Head Coach: Jim O'Brien
(St. Joseph's '74)

Collegiate Record: 125-109
(eight years)

At Dayton: 51-39 (three years)

Basketball Office Telephone:
(513) 229-4421

1991-92 Record: 15-15

Series History: UI leads 3-2

NEW MEXICO STATE

President:
Dr. James E.
Halligan
Enrollment: 15,300
Arena/Capacity: Pan
American Center
13,007
Nickname: Aggies
Colors: Crimson and
White



Head Coach:
Neil McCarthy

Conference: Big West
Athletic Department Phone:
(505) 646-4126

Sports Information Mailing Address:

Box 3145
Las Cruces, NM 88003
Telephone: (505) 646-3929
Fax: (505) 646-2425

Basketball SID/Home Phone:
Steve Shutt/(505) 382-1068

Head Coach: Neil McCarthy
(Cal State-Sacramento '65)

Collegiate Record: 344-171 (17 years)
At New Mexico State: 144-73
(7 years)

Basketball Office Telephone:
(505) 646-1447

1991-92 Record: 25-8

Series History: UI leads 2-0

OREGON

President: Myles Brand
Enrollment: 17,000
Arena/Capacity:
McArthur Court
10,063
Nickname: Ducks
Colors: Emerald Green
and Lemon Yellow
Conference: Pacific-10



Head Coach:
Jerry Green

Athletic Department Phone:
(503) 346-4481

Sports Information Mailing Address:

Casanova Athletic Center
Eugene, OR 97401
Telephone: (503) 346-5488
Fax: (503) 346-5449

Men's Basketball SID/Home Phone:
Jamie Klund/(503) 484-5825

Head Coach: Jerry Green
(Appalachian State '68)

Collegiate Record: 150-198 (9 years)

At Oregon: 0-0 (1st year)

Basketball Office Telephone:
(503) 346-4346

1991-92 Record: 6-21

Series History: UI leads 2-0

TENNESSEE-CHATTANOOGA

Chancellor:
Dr. Frederick Ober
Enrollment: 7,218
Arena/Capacity: UTC
Arena/11,218
Nickname: Moccasins
Colors: Navy blue &
Old gold



Head Coach:
Mack
McCarthy

Conference: Southern
Athletic Department Phone:
(615) 755-4618

Sports Information Mailing Address:

615 McCallie Ave
Chattanooga, Tenn 37403-2598
Telephone: (615) 755-4618
Fax: (615) 755-4610

Basketball SID/Home Phone:
Neil Magnussen (615) 843-3735

Head Coach: Mack McCarthy
(Virginia Tech '74)

Collegiate Record: 36-74 (six years)

At UT-C: 136-74 (six years)

Basketball Office Phone:
(615) 755-4681

1991-92 Record: 23-7

Series History: First meeting

VANDERBILT

Chancellor:
Joe B. Wyatt
Enrollment: 9,183
Arena/Capacity:
Memorial
Gymnasium/15,378
Nickname:
Commodores
Colors: Black and
Gold



Head Coach:
Eddie Fogler

Conference: Southeastern
Athletic Director: Paul Hoolahan

Athletic Department Phone:
(615) 322-4831

Sports Information Mailing Address:

P O Box 120158
Nashville, TN 37212
Telephone: (615) 322-4121
Fax: (615) 343-7064

Basketball SID/Home Phone:
Tony Neely/(615) 391-5894

Head Coach: Eddie Fogler
(North Carolina '70)

Collegiate Record: 114-74 (6 years)

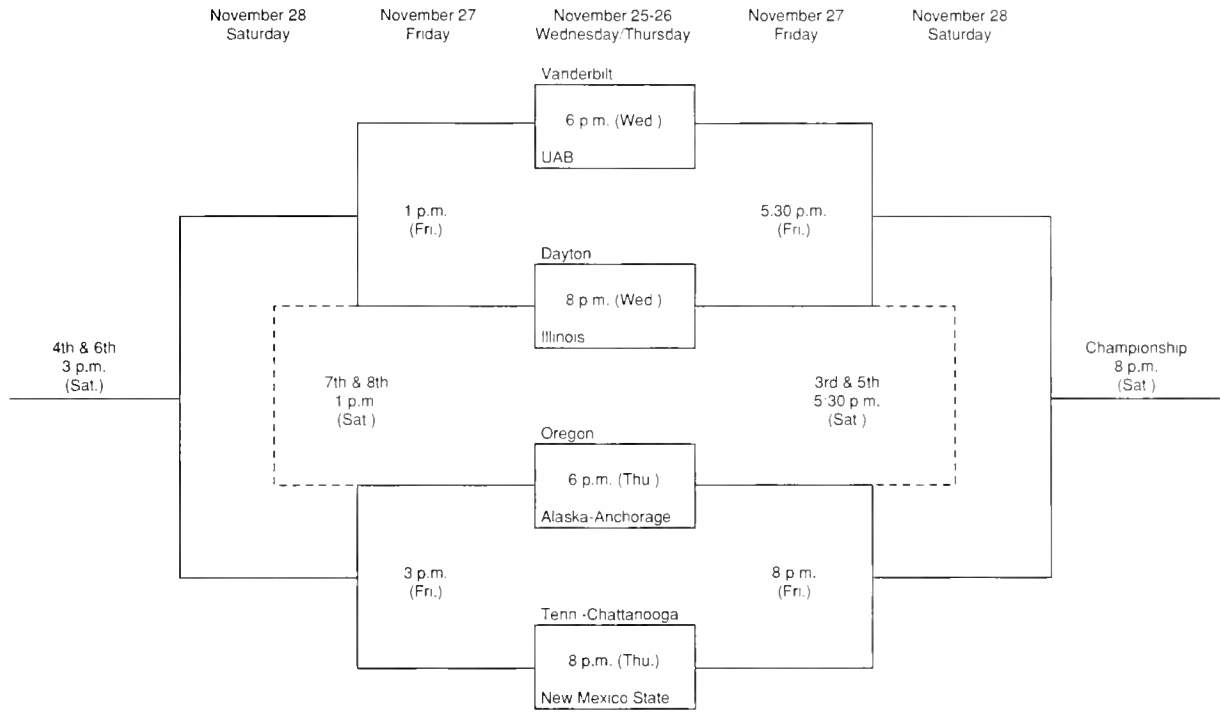
At Vanderbilt: 53-42 (3 years)

1991-92 Record: 15-15

Series History: UI leads 3-2

1992 GREAT ALASKA SHOOTOUT

Nov. 25-28
 Sullivan Arena - Anchorage, Alaska
 Hosted by the University of Alaska Anchorage



WED., NOV. 25

- 1. Vanderbilt vs. UAB, 6 p.m.
- 2. Dayton vs. Illinois, 8 p.m.

THU., NOV. 26

- 3. Oregon vs. UAA, 6 p.m.
- 4. UT-Chattanooga vs. N.M. State, 8 p.m.

FRI., NOV. 27

- 5. Loser 1 vs. Loser 2, 1 p.m.
- 6. Loser 3 vs. Loser 4, 3 p.m.
- 7. Winner 1 vs. Winner 2, 5:30 p.m. (ESPN)
- 8. Winner 3 vs. Winner 4, 8 p.m. (ESPN)

SAT., NOV. 28

- 9. 7th & 8th place game, 1 p.m.
- 10. 4th & 6th place game, 3 p.m.
- 11. 3rd & 5th place game, 5:30 p.m.
- 12. Championship game, 8 p.m. (ESPN)

Note: Times listed are Alaska Standard Time. AST is 4 hours earlier than Eastern Standard Time and 1 hour earlier than Pacific Standard Time.

CHICAGO STATE

Saturday, Dec. 5 at Champaign

PERTINENT FACTS

President: Dr. Dolores E. Cross
 Enrollment: 8,004
 Arena/Capacity: P. E. Building/2,500
 Nickname: Cougars
 Colors: Green and White
 Conference: Independent
 Athletic Department Phone: (312) 995-2295
 Sports Information Mailing Address:
 9501 King Drive
 Chicago, IL 60628
 Telephone: (312) 995-2217
 Fax: (312) 995-3656
 Pressbox Phone: (312) 995-3639
 Sports Information Director/Home Phone: Lisette Allison-Moore/(312) 488-8936
 Men's Basketball Contact/Home Phone: Lisette Allison-Moore/(312) 488-8936



Head Coach:
Rick Pryor



Athletic Director:
Al Avant



Sports Information
Director: Lisette
Allison-Moore

COUGARS BASKETBALL STAFF

Head Coach: Rick Pryor (Chicago State '79)
 Collegiate Coaching Record: 11-45 (2 years)
 Record at Chicago State: 11-45 (2 years)
 Record at Chicago State vs. Illinois: 0-0
 Assistant Coach: Calvin D. Pierce (Oklahoma '85)
 Basketball Office Telephone: (312) 995-2289

SCOUTING REPORT

Outlook: Chicago State's schedule for 1992-93 ranks among the best ever in school history with DePaul, Northern Illinois and the University of Illinois all providing quality competition for the Cougars. Chicago State returns seven players from a year ago to compliment six newcomers. Leading the list of returnees is guard Ryan Malone, who averaged 11.4 points, 2.8 rebounds and 4.0 assists in 1991-92. The team's top newcomer is 6-foot-6-inch forward Mosezel Williams of Chicago Marshall High School. Williams, a three-sport athlete in high school, averaged 18 points and nine rebounds as a prep. Other top newcomers include junior college transfer Jason Hodges (Howard Junior College, Texas) and Bernard Sheppard of Rich East (Ill.) High School.

Starters Returning/Lost: 3/2
 Lettermen Returning/Lost: 7/7

Chicago State Roster

Player	Ht.	Wt.	Yr.	Pos.	Hometown	1991-92 Stats	
						ppg	rpg/apg
Ryan Malone	5-8	160	So.	G	Detroit, Mich.	11.4	2.8
Antone Morris	5-8	160	So.	G	Chicago, Ill.		
Leo Sims	6-3	190	Sr.	G-F	Toledo, Ohio	6.9	2.9
Jason Hodges	6-3	180	Jr.	G	Park Forest, Ill.		
Desmond Rice	6-4	200	So.	F	Detroit, Mich.	5.5	3.0
Frank Thames	6-5	200	Sr.	F	Chicago, Ill.	9.3	4.3
Steve Wilson	6-5	195	Fr.	G-F	Country Club Hills, Ill.		
Alfred Stubbs	6-4	180	Sr.	F	Gary, Ind.	3.0	4.1
Mosezel Williams	6-6	190	Fr.	F	Chicago, Ill.		
Bernard Sheppard	6-8	230	Fr.	G	Park Forest, Ill.		
Dennis Willis	6-8	215	Sr.	C	Jacksonville, Ala.	1.2	2.0
Reggie Ward	6-7	240	Jr.	C-F	Dolton, Ill.	4.2	3.7

1992-93 Schedule

(1991-92: 7-21 overall)

Dec. 1	at DePaul	Jan. 19	at Cincinnati
Dec. 3	at Eastern Michigan	Jan. 23	CENTRAL STATE
Dec. 5	at Illinois	Jan. 25	at Evansville
Dec. 7	at Western Illinois	Jan. 30	WISCONSIN-MILWAUKEE
Dec. 14	at Ball State	Feb. 1	NORTH CAROLINA- GREENSBORO
Dec. 19	at Bradley	Feb. 3	NORTHEASTERN ILLINOIS
Dec. 23	at Toledo	Feb. 8	at Wisconsin-Milwaukee
Dec. 28	at Wisconsin-Green Bay	Feb. 10	at St. Louis
Dec. 30	WESTERN ILLINOIS	Feb. 13	MISSOURI-KANSAS CITY
Jan. 2	S. E. MISSOURI	Feb. 20	at North Carolina- Greensboro
Jan. 4	DETROIT	Feb. 24	at Northeastern Illinois
Jan. 6	at Wright State	Feb. 27	ILLINOIS-CHICAGO
Jan. 9	NORTHERN ILLINOIS		
Jan. 13	at Marquette		
Jan. 16	Missouri-Kansas City		

SERIES HISTORY VS. ILLINOIS

Games: 4 Illinois Wins: 4 Chicago State Wins: 0

At Illinois: Illinois leads 3-0

At Chicago State: 0-0

At Neutral Sites: 0-0

Lou Henson's Record vs. Chicago State While Coaching at Illinois: 3-0

Rick Pryor's vs. Illinois While Coaching at Chicago State: 0-0


Illinois' Largest Winning Margin: 29, December 2, 1987,
at Champaign, 86-57

FLORIDA A&M

Friday and Saturday, Dec. 11-12
Illini Classic

PERTINENT FACTS

President: Dr. Frederick Humphries
Enrollment: 9,675
Arena/Capacity: Gaither Athletic Center/3,365
Nickname: Rattlers
Colors: Orange and Green
Conference: Mid-Eastern Athletic
Athletic Department Phone: (904) 599-3206
Sports Information Mailing Address:
 P.O. Box 982
 FAMU
 Tallahassee, FL 32307
Telephone: (904) 599-3200
Fax: (904) 599-3206



Sports Information Director/Home Phone: Alvin Hollins Jr./ (904) 942-4300
Men's Basketball Contact/Home Phone: Alvin Hollins Jr./ (904) 942-4300

RATTLERS BASKETBALL STAFF

Head Coach: Willie W. Booker (Savannah State '70)
Collegiate Coaching Record: 127-107 (8 years)
Record at Florida A&M: 127-107 (8 years)
Record at Florida A&M vs. Illinois: 0-0
Assistant Coach: Jim Duplantier (Grambling '59)
Best Opportunity to Reach Head Coach: Mornings

SCOUTING REPORT

Outlook: Although the Rattlers lose only two players from last year's squad, those two accounted for 35 percent of the scoring last season. But Rattler fans have to be excited about the return of MEAC Player of the Year DeLon Turner. Turner, a 6-foot-6-inch, 250-pound forward, led Florida A&M in scoring, rebounding, and shot an impressive .595 from the field. Coach Willie Booker will need to solve a problem that remains from last year, that of finding a backcourt combination. Darrell Williams and Kevin Colson both started at guard last year, and will have to become more consistent. Returning center Joey McGear and shot-blocker Anton Walton will help Turner in the frontcourt. **Starters**
Returning/Lost: 3/2
Lettermen Returning/Lost: 14/2

Florida A&M Roster

Player	Ht.	Wt.	Yr.	Pos.	Hometown	1991-92 Stats		
						ppg	rpg	apg
Steve Bryant	6-7	210	Fr.	F	Indianapolis, Ind.			
Byron Coast	6-2	180	Fr.	G	Savannah, Ga.			
Kevin Colson*	6-0	170	So.	G	Detroit, Mich.	3.8	1.9	2.4
Delwyn Jackson	6-2	180	Fr.	G	Tallahassee, Fla.			
Joey McGear**	6-9	240	Jr.	C	Albion, Mich.	7.1	4.0	0.8
Dimitric Salters	6-2	180	Fr.	G	Havana, Fla.			
DeLon Turner***	6-6	250	Sr.	F	Miami, Fla.	19.7	9.8	1.2
Anton Walton**	6-8	240	Jr.	C	Warrensville, Ohio	3.7	2.8	0.4
Darrell Williams**	6-5	190	Jr.	G	Detroit, Mich.	(7.5)	(1.7)	(2.2)

* letters earned



Head Coach:
Willie W. Booker



Athletic Director:
Dr. Wolter Reed



Sports Information Director:
Alvin Hollins Jr.

1992-93 Schedule

(1991-92: 16-14 overall; 11-5 MEAC, 2nd place)

Dec. 1	at Georgia Tech	Jan. 27	at Oklahoma
Dec. 5	at Alabama State	Jan. 30	at North Carolina
Dec. 11-12	Illini Classic		A&T
Dec. 16	CAPITOL CITY CLASSIC	Feb. 1	at South Carolina State
Jan. 2	OLD DOMINION	Feb. 6	BETHUNE
Jan. 5	ALABAMA STATE		COOKMAN
Jan. 9	MARYLAND	Feb. 11	MORGAN STATE
	EASTERN SHORE	Feb. 13	COPPIN STATE
Jan. 11	DELAWARE STATE	Feb. 15	HOWARD
Jan. 13	at Central Florida	Feb. 20	at Maryland-Eastern Shore
Jan. 16	NORTH CAROLINA A&T	Feb. 22	at Delaware State
Jan. 18	SOUTH CAROLINA STATE	Feb. 24	EDWARD WATERS COLLEGE
Jan. 21	at Morgan State	Feb. 27	at Bethune-Cookman
Jan. 23	at Coppin State		
Jan. 25	at Howard		

SERIES HISTORY VS. ILLINOIS

First Meeting

ILLINOIS-CHICAGO

Thursday, Dec. 3 at Champaign

PERTINENT FACTS

Chancellor: James J. Stukel
 Enrollment: 25,000
 Arena/Capacity: UIC Pavilion/9,200
 Nickname: Flames
 Colors: Indigo and Flame
 Conference: Mid-Continent
 Athletic Director: Tom Russo
 Athletic Department Phone: (312) 996-2772
 Sports Information Director: Anne Schoenherr
 Sports Information Mailing Address:



FLAMES

Box 4348 MC-196
 Chicago, IL 60680
 Telephone: (312) 996-5880
 Fax: (312) 996-5882
 Pressbox Phone: (312) 413-5712
 Sports Information Director/Home Phone:
 Anne Schoenherr/ (312) 455-0331
 Men's Basketball Contact/Home Phone: Anne Schoenherr/ (312) 455-0331

FLAMES BASKETBALL STAFF

Head Coach: Bob Hallberg (Chicago State '66)
 Collegiate Coaching Record: 419-223 (21 years)
 Record at Illinois-Chicago: 68-78 (5 years)
 Record at Illinois-Chicago vs. Illinois: 1-3
 Assistant Coaches: Denny Wills (St. Xavier '75), Barry Shaw
 (Chicago State, '83), Tracy Diddy, (Illinois-Chicago '91)
 Basketball Office Telephone: (312) 996-8690
 Best Opportunity to Reach Head Coach: 10 a.m.-3 p.m.

UIC SCOUTING REPORT

Outlook: Although the Flames lost three of their top four scorers from a year ago, UIC fans are probably as excited as they have even been going into a season. The key returner for the Flames is point guard Kenny Williams, who was selected All-Mid-Continent first team last year. Williams averaged nearly 16 points per game, while leading the Flames in assists and steals. But most of the excitement has been generated by five players who all sat out at UIC last year. Heading that group is former Chicago prep player of the year Sherell Ford, who was forced out of the sidelines last season due to Proposition 48 restrictions. Ford is the big name UIC has been trying for years to land, and could easily turn the Flames into a power. Another Prop 48 casualty and a trio of transfers will also join the lineup, headed by former Simeon High School and Kanakakee Community College standout Mario Bailey, and DeLaSalle and Marquette product Charles Brakes.

Starters Returning/Lost: 2/3
 Lettermen Returning/Lost: 8/5

Illinois returnees vs. Illinois-Chicago

	G/GS	PPG	RPG	APG	Best Performance
R. Clemons	2/1	14.5	6.5	2.5	17 pts., 6 reb., 4 ast. at Chicago, 12/30/91
A. Kaufmann	2/1	6.0	3.0	0.0	12 pts., 5 reb. at Champaign, 11/29/90
T. Michael	2/1	11.5	4.5	1.5	13 pts., 4 reb., 3-3 3pts. at Chicago, 12/30/91
B. Taylor	2/1	3.0	5.5	1.5	6 pts., 3 reb., 3 ast. at Champaign, 11/29/90
D. Thomas	2/2	23.5	13.0	1.5	39 pts. 16 reb. at Chicago, 12/30/91
T.J. Wheeler	2/2	10.0	5.5	3.5	14 pts., 7 reb., 5 ast. at Chicago, 12/30/91



Head Coach:
Bob Hallberg



Athletic Director:
Tom Russo



Sports Information
Director:
Anne Schoenherr

Illinois-Chicago Roster

Player	Ht.	Wt.	Yr.	Pos.	Hometown	1991-92 Stats
						ppg/rpg/apg
Mario Bailey	6-6	210	Jr.	F	Chicago, Ill.	transfer
Charles Brakes	6-6	185	Jr.	F	Chicago, Ill.	transfer
Juan Chase	6-5	210	Jr.	F	St. Louis, Mo.	transfer
Sherell Ford	6-7	210	So.	F	St. Francisville, La.	
Jessie Henderson	6-2	180	So.	G	Elgin, Ill.	
Jevon Hobbs	6-0	165	Fr.	G	Chicago, Ill.	
Robert Johnson***	6-3	185	Sr.	G	Chicago, Ill.	6.6/5.5/2.0
Drennon Jones*	6-1	190	Jr.	G	Robbins, Ill.	4.4/1.5/0.7
Mike Lampley	6-6	190	So.	F	Chicago, Ill.	
Brian Long*	6-3	180	Sr.	G	Hillsboro, Mo.	0.0/0.0/0.0
Kosta Skoulikaris**	5-9	150	Sr.	G	Norridge, Ill.	0.0/0.1/0.4
Stefan Tacke*	6-8	210	So.	F	Wolfenbuettel, Ger.	0.5/0.6/0.0
Felando Thigpen***	6-6	200	Sr.	F	Chicago, Ill.	2.4/1.0/0.0
Kenny Williams**	5-10	150	Jr.	G	LaGrange, Ill.	15.7/2.8/4.6
Eugene Witherspoon*	6-8	220	Sr.	C	Winstonville, Miss.	6.0/5.5/0.4

* letters earned

1992-93 Schedule

(1991-92: 16-14 overall; 10-6 Mid-Continent Conference, 2nd place)

Nov. 2	MARATHON OIL	Jan. 25	at Valparaiso
Nov. 24	CZECHOSLOVAKIAN NATIONAL TEAM	Jan. 28	NORTHERN ILLINOIS
		Jan. 30	CLEVELAND STATE
Dec. 1	NORTH PARK	Feb. 1	YOUNGSTOWN STATE
Dec. 3	at Illinois	Feb. 6	VALPARAISO
Dec. 5	WESTERN MICHIGAN	Feb. 8	at Northern Illinois
Dec. 12	at Houston	Feb. 13	at Wright State
Dec. 15	at Michigan State	Feb. 15	WISCONSIN-GREEN BAY
Dec. 18-23	at San Juan Shootout	Feb. 18	at Cleveland State
Dec. 30	WESTERN KENTUCKY	Feb. 20	at Youngstown State
Jan. 2	at Ohio State	Feb. 22	WESTERN ILLINOIS
Jan. 9	at Wisconsin-Green Bay	Feb. 27	at Chicago State
Jan. 11	WRIGHT STATE	Mar. 1	EASTERN ILLINOIS
Jan. 16	NORTHEASTERN ILLINOIS	Mar. 7-9	Mid-Continent Conference Tournament (at Wright State Univ.)
Jan. 18	at Eastern Illinois		
Jan. 23	at Western Illinois		

SERIES HISTORY VS. ILLINOIS

Games: 4 Illinois Wins: 3 Illinois-Chicago Wins: 1
 At Illinois: Illinois leads 2-1
 At Illinois-Chicago: Illinois leads 1-0
 At Neutral Sites: 0-0
 Lou Henson's Record vs. Illinois-Chicago While Coaching at Illinois: 3-1
 Bob Hallberg's Record vs. Illinois While Coaching at Illinois-Chicago: 1-3
 Illinois' Largest Winning Margin: 56, December 11, 1987 at Champaign, 109-53
 Illinois-Chicago's Largest Winning Margin: 11, November 29, 1990 at Champaign, 71-60

INDIANA

Saturday, Jan. 16 at Champaign
Wednesday, Feb. 17 at Bloomington

PERTINENT FACTS

President: Thomas Erlich
Enrollment: 36,000
Arena/Capacity: Assembly Hall/17,357
Nickname: Hoosiers
Colors: Cream and Crimson
Conference: Big Ten
Athletic Director: Clarence Doninger
Athletic Department Phone: (812) 855-2794
Sports Information Mailing Address:
 Assembly Hall
 Bloomington, IN 47405
Telephone: (812) 855-2421
Fax: (812) 855-9401
Pressbox Phone: (812) 855-2754



Head Coach:
Bob Knight



Athletic Director:
Clarence Doninger



Sports Information Director:
Kit Klingelhoffer

Sports Information Director/Home Phone: Kit Klingelhoffer/(812) 332-4990
Men's Basketball Contact/Home Phone: Gregg Elkin/(812) 330-0550

HOOSIERS BASKETBALL STAFF

Head Coach: Bob Knight (Ohio State '62)
Collegiate Coaching Record: 588-210 (27 years)
Record at Indiana: 486-160 (21 years)
Assistant Coaches: Dan Dakich (Indiana '85), Norm Ellenberger (Butler '55), Ron Felling (Indiana State '61)
Basketball Office Telephone: (812) 855-2238
Best Opportunity to Reach Head Coach: through Sports Information Office

IU SCOUTING REPORT

Outlook: After making the Final Four a year ago and losing only one starter, Indiana will probably again be among the top three teams in the preseason polls. Still leading the charges is senior forward Calbert Cheaney, who needs 611 points to top Steve Alford as the IU's all-time leading scorer. But Cheaney will have plenty of help from his mates, led by fellow senior Greg Graham. Graham was a sparkplug for the Hoosiers last season, and garnered third-team All-Big Ten honors. Also on that third team was Damon Bailey, who appears ready to become a star if he gains some consistency. Sophomore Alan Henderson was perhaps the Hoosiers' most impressive player at the end of last season, leading IU in rebounds and blocked shots.

Starters Returning/Lost: 4/1
Lettermen Returning/Lost: 9/2

Indiana Roster

Player	Ht.	Wt.	Yr.	Pos.	Hometown	1991-92 Stats		
						ppg	rpg	apg
Damon Bailey**	6-3	195	Jr.	G	Heltonville, Ind.	12.4	3.6	3.1
Calbert Cheaney***	6-6	206	Sr.	F	Evansville, Ind.	17.6	4.9	1.4
Brian Evans	6-8	203	Fr.	F	Terre Haute, Ind.			
Greg Graham***	6-4	171	Sr.	G	Indianapolis, Ind.	12.8	4.0	2.6
Pat Graham**	6-5	209	Jr.	G	Floyds Knobs, Ind.			Redshirt
Alan Henderson*	6-9	201	So.	F	Indianapolis, Ind.	11.6	7.2	0.5
Todd Leary**	6-3	185	Jr.	G	Indianapolis, Ind.	3.8	0.9	0.9
Todd Lindeman*	7-0	225	So.	C	Channing, Mich.	3.2	2.0	0.0
Matt Nover***	6-8	232	Sr.	C	Chesterton, Ind.	6.5	3.2	0.1
Chris Reynolds***	6-1	186	Sr.	G	Peoria, Ill.	4.3	2.2	3.8
Malcolm Sims	6-4	205	Fr.	G	Shaker Heights, Ohio			

* letters earned

1992-93 Schedule

(1991-92: 27-7 overall; 14-4 Big Ten, 2nd place)

Nov. 18-27	Preseason NIT	Jan. 19	at Purdue
Nov. 30	CUBAN NATIONAL TEAM	Jan. 24	OHIO STATE
Dec. 5	KANSAS (at Indianapolis)	Jan. 27	MINNESOTA
Dec. 8	at Notre Dame	Jan. 30	at Northwestern
Dec. 11-12	INDIANA CLASSIC	Feb. 6	at Iowa
Dec. 19	CINCINNATI	Feb. 9	at Penn State
Dec. 23	ST. JOHN'S	Feb. 14	MICHIGAN
Dec. 27-28	INB/HOOSIER CLASSIC (Indianapolis)	Feb. 17	ILLINOIS
Jan. 3	Kentucky (at Louisville)	Feb. 21	PURDUE
Jan. 6	IOWA	Feb. 23	at Ohio State
Jan. 9	PENN STATE	Feb. 27	at Minnesota
Jan. 12	at Michigan	Mar. 4	NORTHWESTERN
Jan. 16	at Illinois	Mar. 10	MICHIGAN STATE
		Mar. 13 or 14	at Wisconsin

Illinois Returnees vs. Indiana

	G/GS	PPG	RPG	APG	Best Performance
R. Bennett	2/1	4.0	1.5	0.5	4 pts., 2 reb., 1 ast. at Bloomington, 3/1/92
R. Clemons	4/3	5.0	2.5	3.5	14 pts., 6 reb., 4 ast. at Bloomington, 3/1/92
A. Kaufmann	4/2	10.8	2.3	1.0	21 pts., 4 reb., 2 ast. at home, 3/10/91
T. Michael	4/2	8.5	2.5	0.8	21 pts., 8 reb., 5-of-7 threes at home, 2/2/92
B. Taylor	3/2	5.0	5.0	3.7	6 pts., 7 reb., 4 ast., at Bloomington, 3/1/92
D. Thomas	4/4	13.0	4.8	0.8	14 pts., 10 reb., 5 blk. at home, 3/10/91
T.J. Wheeler	2/2	14.0	4.0	1.5	16 pts., 7 reb. at Bloomington, 3/1/92

SERIES HISTORY VS. ILLINOIS

Games: 127
 Illinois Wins: 60
 Indiana Wins: 67

At Illinois: Illinois leads, 37-29
At Indiana: Indiana leads, 38-23
At Neutral Sites: 0-0

Lou Henson's Record vs. Indiana While Coaching at Illinois: 13-21
Bob Knight's Record vs. Illinois While Coaching at Indiana: 26-14
Illinois' Largest Winning Margin: 29, January 6, 1914, at Urbana, 35-6
Indiana's Largest Winning Margin: 40, February 9, 1971, at Bloomington, 107-67


IOWA

*Thursday, Feb. 4 at Champaign
Saturday or Sunday, March 13 or 14 at
Iowa City*


PERTINENT FACTS

President: Hunter Rawlings III
Enrollment: 28,000
Arena/Capacity: Carver-Hawkeye Arena/15,500
Nickname: Hawkeyes
Colors: Old Gold and Black
Conference: Big Ten
Athletic Director: Bob Bowsby
Athletic Department Phone: (319) 335-9435
Sports Information Mailing Address:
205 D Carver-Hawkeye Arena
Iowa City, IA 52242
Telephone: (319) 335-9411
Fax: (319) 335-9417
Pressbox Phone: (319) 335-284

Sports Information Director/Home Phone: George Wine/(319) 644-2781
Men's Basketball Contact/Home Phone: George Wine/(319) 644-2781



Head Coach:
Tom Davis



Athletic Director:
Bob Bowsby



Sports Information Director:
George Wine

HAWKEYES BASKETBALL STAFF

Head Coach: Tom Davis (Wisconsin-Platteville '60)
Collegiate Coaching Record: 403-213 (21 years)
Record at Iowa: 129-63 (six years)
Record at Iowa vs. Illinois: 6-6
Assistant Coaches: Gary Close (Arizona State '78), Rick Moss (Southern Illinois '75), Rich Walker (Bowling Green '71)
Basketball Office Telephone: (319) 335-9444
Best Opportunity to Reach Head Coach: Tuesday mornings

UI SCOUTING REPORT

Outlook: The Hawkeyes return four starters from last year's 19-11 NCAA-qualifying team, including star center Acie Earl, who set a Big Ten record for blocked shots last year, was named Defensive Player of the Year in the conference. Rugged power forward Chris Street, who was third in the Big Ten in rebounding last year, rejoins Earl on the inside. Although the small forward spot is vacated by the graduation of James Moses, both starters in the backcourt return. Point guard Kevin Smith was among the conference's best in steals and assists last year. Smith is joined by senior Val Barnes, who averaged 11.5 points per game last year. Freshman Kenyon Murray, Michigan's prep player of the year last year, is a strong candidate to fill the small forward spot.

Starters Returning/Lost: 4/1
Lettermen Returning/Lost: 7/4

Iowa Roster

Player	Ht.	Wt.	Yr.	Pos.	Hometown	1990-91 Stats	
						ppg	rpg/apg
Val Barnes**	6-2	195	Sr.	G	Wichita, Kan.	11.5	3.3/2.3
Jim Bartels	6-5	175	So.	G/F	Freedom, Wis.		
Fred Brown, Jr.	6-2	180	Fr.	G	Mercer Island, Wash.		
Acie Earl***	6-10	240	Sr.	C	Moline, Ill.	18.5	7.8/0.9
Mon'ter Glasper	6-2	175	Fr.	G	Albion, Mich. (Albion)		
Wade Lookingbill***	6-5	200	Sr.	F	Ft. Dodge, Iowa	5.0	2.4/0.8
Russ Millard	6-8	220	Fr.	F	Cedar Rapids, Iowa		
Kenyon Murray	6-5	190	Fr.	F	Battle Creek, Mich.		
Kevin Skillett	6-3	180	So.	G	Silvis, Ill.		
Kevin Smith**	5-11	165	Jr.	G	Ft. Worth, Tex.	5.4	2.0/4.8
Chris Street	6-8	220	Jr.	F	Indianola, Iowa	10.6	8.2/1.8
Jay Webb***	6-8	225	Sr.	F/C	San Jose, Calif.	1.6	1.8/0.3
James Winters**	6-5	190	Jr.	F	Joliet, Ill.	4.0	2.3/0.7

* letters earned

1992-93 Schedule

(1991-92: 19-11 overall; 10-8 Big Ten, 5th place)

Dec. 1	MISSISSIPPI VALLEY STATE	Jan. 20	NORTHWESTERN at Penn State
Dec. 4-5	AMANA HAWKEYE CLASSIC	Jan. 23	at Michigan State
Dec. 8	NORTHERN IOWA	Jan. 28	MICHIGAN at Illinois
Dec. 12	IOWA STATE	Jan. 31	INDIANA at Minnesota
Dec. 20-22	San Juan Shootout	Feb. 4	OHIO STATE at Northwestern
Dec. 28	TEXAS SOUTHERN	Feb. 6	PENN STATE at Michigan State
Jan. 2	CENTRAL CONNECTICUT	Feb. 13	MICHIGAN at Purdue
Jan. 4	at Drake	Feb. 16	WISCONSIN at Michigan
Jan. 6	at Indiana	Feb. 20	at Penn State
Jan. 9	at Ohio State	Feb. 24	at Penn State
Jan. 13	MINNESOTA	Feb. 27	at Penn State
Jan. 16	at Duke	Mar. 2	at Penn State
		Mar. 6	at Penn State
		Mar. 10	at Penn State
		Mar. 13 or 14	at Penn State

Illinois returnees vs. Iowa

	G/GS	PPG	RPG	APG	Best Performance
R. Bennett	2/0	2.5	5.5	1.0	3 pts., 6 reb. at home, 2/23/92
R. Clemons	4/3	11.3	3.3	4.5	16 pts., 10 ast. at home, 2/23/92
A. Kaufmann	4/2	16.8	3.8	2.3	32 pts., 4 reb. at Iowa 2/23/91
T. Michael	4/2	9.3	5.0	1.0	20 pts., 10 reb., 5-of-11 threes at Iowa, 1/15/92
B. Taylor	4/2	5.5	3.8	2.5	10 pts., 5 reb., 5 ast. at Iowa, 1/15/92
D. Thomas	4/3	11.0	6.0	0.3	12 pts., 5 reb. at Iowa, 2/23/91
T.J. Wheeler	2/1	16.0	6.5	2.5	22 pts., 11 reb. 6-of-9 threes at home, 2/23/92

SERIES HISTORY VS. ILLINOIS

Games: 112 **Illinois Wins:** 56 **Iowa Wins:** 56
At Illinois: Illinois leads 44-13
At Iowa: Iowa leads 43-12
At Neutral Sites: 0-0
Lou Henson's Record vs. Iowa While Coaching at Illinois: 14-20
Tom Davis' Record vs. Illinois While Coaching at Iowa: 6-6
Illinois' Largest Winning Margin: 32, Jan. 19, 1943 at Champaign, 66-34
Iowa's Largest Winning Margin: 25, Jan. 4, 1975 at Iowa City, 95-70

JACKSON STATE

Friday and Saturday, Dec. 11-12
Illini Classic

PERTINENT FACTS



President: Dr. James Lyons, Sr
Enrollment: 6,639
Arena/Capacity: Lee E. Williams Athletics & Assembly Center/8,000 Nickname: Tigers
Colors: Blue and White
Conference: Southwestern Athletic
Athletic Director: W.C. Gorden Athletic Department Phone: (601) 968-2291
Sports Information Mailing Address:
P.O. Box 17490
Jackson, MS 39217
Telephone: (601) 968-2273
Fax: (601) 968-2000
Sports Information Director/Home Phone: Samuel Jefferson/(601) 981-4291
Men's Basketball Contact/Home Phone: Samuel Jefferson/(601) 981-4291

TIGERS BASKETBALL STAFF

Head Coach: Andy Stoglin
Collegiate Coaching Record: 71-71 (5 years)
Record at Jackson State: 38-48 (3 years)
Record at Jackson State vs. Illinois: 0-0
Assistant Coaches: Chris Giles (Alabama-Birmingham 78), Alan Perry (Mississippi State 78)
Basketball Office Telephone: (601) 968-2417
Best Opportunity to Reach Head Coach: Mornings

SCOUTING REPORT

Outlook: After winning both the Southwestern Athletic Conference regular season and postseason crowns in 1990-91 with mainly freshmen and sophomores, the Jackson State University Tigers were hoping the 1991-92 campaign would prove as successful. Those hopes were not realized a year ago, but the 1992-93 season has again provided the Tigers with reason to expect success. The Tigers return four starters from the 12-16 squad of last year. Senior guard Lindsey Hunter will be expected to provide both leadership and scoring. Hunter led the team in scoring in 1991-92 with 24.8 ppg., after notching double figures in 26 of the team's 28 games last year.

Starters Returning/Lost: 4/1
Lettermen Returning/Lost: 11/4

1992-93 Roster

Player	Ht.	Wt.	Yr.	Pos.	Hometown	1991-92 Stats	
						ppg	rpg/apg
Correy Ellis	6-5	185	Jr.	F	Jackson, Miss.	7.1	4.7
Nathaniel Goodlow	7-0	228	Jr.	C	Friars Point, Miss.		
Terry Harden	6-2	165	Jr.	G	Flora, Miss.	2.7	0.8
Lindsey Hunter	6-2	170	Sr.	G	Jackson, Miss.	24.8	3.4
Greg King	6-3	185	Jr.	G	Columbus, Miss.	1.4	0.7
Ryan Lothridge	6-4	185	Jr.	G	Jackson, Miss.	5.5	1.4
Frederick McCullum	6-8	230	Fr.	C	Laurel, Miss.	2.7	2.7
David Simmons	6-3	180	Jr.	G	Meridian, Miss.	2.3	2.7
Marquis Stafford	6-4	190	Fr.	G	Arlington, Texas		
John Taylor	5-11	165	Fr.	G	Pearl, Miss.	10.0	3.7
Roderick Taylor	5-11	168	Fr.	G	Pearl, Miss.		
Godfrey Thompson	6-7	207	Fr.	F	Jackson, Miss.	9.8	7.7
Dwayne Whitfield	6-9	220	So.	F	Aberdeen, Miss.		
George Wright	6-9	230	Jr.	C	Edwards, Miss.	3.2	2.9



Head Coach:
Lee Andrew
"Andy" Stoglin



Athletic Director:
W.C. Gorden



Sports Information Director:
Samuel Jefferson

1992-93 Schedule

(1991-92: 12-16 overall; 7-7 SWAC, 6th place)

Dec. 1	at Tennessee State	Jan. 23	GRAMBLING STATE
Dec. 2	at Western Kentucky	Jan. 25	at Mississippi Valley State
Dec. 5	LOUISIANA TECH		at Alabama State
Dec. 7	ARKANSAS BAPTIST	Jan. 30	AL MONTEVALLO
Dec. 11-12	Illini Classic	Feb. 1	PRAIRIE VIEW
Dec. 18	at Memphis State	Feb. 6	TEXAS SOUTHERN
Dec. 21	at Arkansas	Feb. 8	at Alcorn State
Dec. 23	at Tulane	Feb. 13	at Southern
Dec. 24-31	Rainbow Classic	Feb. 15	at Grambling State
Jan. 4	BELHAVEN	Feb. 20	MISSISSIPPI VALLEY STATE
Jan. 9	at Prairie View	Feb. 22	ALABAMA STATE
Jan. 11	at Texas Southern		
Jan. 16	ALCORN STATE	Feb. 27	
Jan. 18	SOUTHERN		

SERIES HISTORY VS. ILLINOIS

First Meeting

MARQUETTE

Tuesday, Dec. 29 at Champaign

PERTINENT FACTS

President: Rev. Albert J DiUlio S.J.
 Enrollment: 11,077
 Arena/Capacity: Bradley Center/18,592
 Nickname: Warriors
 Colors: Royal Blue and Gold
 Conference: Great Midwest
 Athletic Department Phone: (414) 288-6303
 Sports Information Mailing Address:
 1212 W. Wisconsin Ave.
 Room 315 Milwaukee, WI 53233
 Telephone: (414) 288-5287
 Fax: (414) 288-6519
 Pressbox Phone: (414) 227-0580



Sports Information Director/Home Phone: Kathleen Hohl/ (414) 645-1419
 Men's Basketball Contact/Home Phone: Kathleen Hohl/ (414) 645-1419

WARRIORS BASKETBALL STAFF

Head Coach: Kevin O'Neill (McGill University '79)
 Collegiate Coaching Record: 60-56 (four years)
 Record at Marquette: 42-45 (three years)
 Record at Marquette vs. Illinois: 0-0
 Assistant Coaches: Bo Ellis (Marquette '77), Dan Theiss (SUNY-Plattsburgh '81),
 Craig McMillan (Arizona '88)
 Basketball Office Telephone: (414) 288-7130
 Best Opportunity to Reach Head Coach: Mornings

MARQUETTE SCOUTING REPORT

Outlook: In 1992-93, Marquette returns 100 percent of the team's points, rebounds, assists and blocked shots from last season. The Warriors posted a 16-13 campaign a year ago, good enough for third place in the Great Midwest Conference. Fourth-year head coach Kevin O'Neill welcomes back 11 lettermen and two new recruits as MU enters its second season of play in the GMC. The team will be led by junior forward Damon Key, who has led the Warriors in scoring the last two seasons, averaging 13.6 points per game last year. Shooting guard Robb Logterman averaged 12.3 points and his 69 three-pointers and .455 percentage from three-point range led the Great Midwest

Starters Returning/Lost: 5/0
 Lettermen Returning/Lost: 11/0

Marquette Roster

Player	Ht.	Wt.	Yr.	Pos.	Hometown	1991-92 Stats ppg/rpg/avg
Amal McCaskill*	6-9	210	So.	C-F	Westchester, Ill.	1.7/3.1/0.3
Tony Miller*	6-0	170	So.	G	Cleveland, Ohio	6.4/4.4/7.6
Robb Logterman***	6-3	170	Jr.	G	Janesville, Wis.	12.3/2.2/2.2
Craig Aamot*	6-2	190	So.	G	Waukesha, Wis.	1.4/0.6/0.8
Ben Peavy*	6-3	170	Jr.	G	San Antonio, Tex.	0.9/0.4/0.3
William Gates*	6-0	175	So.	G	Westchester, Ill.	5.1/2.6/1.6
Jay Zulauf***	6-6	205	Sr.	F	Port Huron, Mich.	3.1/2.1/0.8
Ron Curry***	6-8	190	Sr.	F	Bloomington, Ill.	11.2/7.2/1.0
Jim McIvaine**	7-1	240	Jr.	C	Racine, Wis.	10.3/4.6/0.6
Damon Key**	6-8	245	Jr.	C-F	Milwaukee, Wis.	13.6/5.7/0.8
Shannon Smith*	6-6	195	So.	G-F	Whitefish Bay, Wis.	6.5/2.1/1.1
Adam Schabes	6-3	185	Jr.	G	Chicago, Ill.	
Dwaine Streater	6-9	205	Fr.	F-C	East St. Louis, Ill.	
Roney Eford	6-6	180	Fr.	G-F	Queens, N.Y.	
Abel Joseph	6-8	195	Fr.	F	Montreal, Quebec	

* letters earned



Head Coach:
Kevin O'Neill



Athletic Director:
Bill Cords



Sports Information
Director:
Kathleen Hohl

1992-93 Schedule

(1991-92: 16-13 overall; 5-5 Great Midwest Conference, 3rd place)

Dec. 4-5	FIRST BANK CLASSIC	Jan. 23	MEMPHIS STATE
Dec. 7	CHARLESTON SOUTHERN	Jan. 30	at St. Louis
Dec. 9	NE ILLINOIS	Feb. 2	at South Florida
Dec. 19	AMERICAN	Feb. 6	at DePaul
Dec. 21	WESTERN ILLINOIS	Feb. 10	at Cincinnati
Dec. 26	at UNLV	Feb. 13	UAB
Dec. 29	at Illinois	Feb. 17	at Notre Dame
Jan. 2	WISCONSIN	Feb. 20	WISCONSIN-GREEN BAY
Jan. 6	DAYTON	Feb. 25	CINCINNATI
Jan. 9	at UAB	Feb. 27	at Memphis State
Jan. 13	CHICAGO STATE	Mar. 6	DEPAUL
Jan. 16	SAINT LOUIS	Mar. 11-13	Great Midwest Conference Tournament
Jan. 18	at Fordham		
Jan. 20	DELAWARE STATE		

SERIES HISTORY VS. ILLINOIS

Games: 12 Illinois Wins: 9 Marquette Wins: 3
 At Illinois: Illinois leads 6-1
 At Marquette: Illinois leads 3-2
 At Neutral Sites: 0-0
 Lou Henson's Record vs. Marquette While Coaching at Illinois: 1-1
 Kevin O'Neill's Record vs. Illinois While Coaching at Marquette: 0-0
 Illinois' Largest Winning Margin: 33, December 11, 1946, at Champaign; 73-40
 Marquette's largest Winning Margin: 16, December 6, 1958, at Milwaukee; 69-53

MERCER

Sunday, Dec. 20 at Champaign

PERTINENT FACTS

President: Dr. R. Kirby Godsey
Enrollment: 2,606
Arena/Capacity: Macon Coliseum/8,500
Nickname: Bears
Colors: Orange and Black
Conference: Trans America
Athletic Department Phone: (912) 752-2994
Sports Information Mailing Address:
 Porter Gym
 Mercer University
 Macon, GA 31207
Telephone: (912) 752-2994
Fax: (912) 752-2061
Pressbox Phone: TBA



Head Coach:
Bill Hodges



Athletic Director:
Bobby Pope



Sports Information Director:
Bobby Pope

Sports Information Director: Bobby Pope
Men's Basketball Contact/Home Phone: Mo Lawhead/(912) 741-7247

BEARS BASKETBALL STAFF

Head Coach: Bill Hodges (Marian '70)
Collegiate Coaching Record: 188-119 (10 years)
Record at Mercer: 11-18 (1 year)
Record at Mercer vs. Illinois: 0-0
Assistant Coaches: Creighton Burns (Purdue '64), Jay Stroman (Mercer '91)
Basketball Office Telephone: (912) 752-2736
Best Opportunity to Reach Head Coach: Noon-3 p.m.

MERCER SCOUTING REPORT

Outlook: Last year, Head Coach Bill Hodges took over a team that had gone 9-45 in the previous two seasons and guided the Bears to 11 wins last year. With all five starters from that club returning, Hodges figures to be able to take a few more steps in the right direction. Among the returning starters is last year's Trans America Newcomer of the Year, Shaun Thompson. The 6-foot-7-inch forward scored in double figures in all 29 of the Bears' games last year, and was a first-team all-conference selection. Guard Kenny Brown, a third-team all-conference pick last year, was second on the team in scoring. Junior college recruit Terry Young will hopefully provide a much-needed three-point threat to the lineup. Young shot over 50 percent from long range last year.

Starters Returning/Lost: 5/0
Lettermen Returning/Lost: 11/2

Mercer Roster

Player	Ht.	Wt.	Yr.	Pos.	Hometown	1990-91 Stats	
						ppg	rpg/avg
Shaun Thompson*	6-7	210	Sr	F	Fitzgerald, Ga.	19.2	6.5/1.8
Yauun Pounds**	5-11	180	Sr	G	Macon, Ga.	5.1	2.0/3.1
Michael Goldberg**	6-1	185	Jr	G	Conyers, Ga.	2.0	0.0/1.0
Tony Etchison*	6-4	180	So	G	Arcadia, Ind.	1.7	0.9/0.7
Terry Young	5-11	165	Jr.	G	Brandon, Fla.		
Chance Solomon	6-2	170	Fr.	G	Selma, Ala.		
Kenny Brown**	6-2	170	Sr.	G	Ft. Lauderdale	17.8	5.3/3.2
Scott Farley*	6-9	190	So.	F	Powder Springs, Ga.	2.4	2.2/0.6
Mark Odom	6-5	190	Fr.	F	Chicago, Ill.		
Josh Shreckengost	6-8	210	Fr.	F/C	Cape Coral, Fla.		
Chad Boggan***	6-5	200	Sr.	F	Memphis, Tenn.	3.7	1.3/0.8
Jeff Stinger*	6-5	190	So.	F	N Palm Beach, Fla.	1.4	0.8/0.4
LeDon Green	6-7	210	Fr.	F	Columbus, Ga.		
Donny Woods**	6-7	208	Jr.	F	Hinesville, Ga.	8.7	2.0/2.2
Mike Kennedy***	6-10	220	Sr.	C	Watkinsville, Ga.	4.6	4.8/1.1
Adam Bowling**	6-10	265	Jr.	C	Columbus, Ga.	2.7	2.1/0.1

* letters earned

1992-93 Schedule

(1991-92: 11-18 overall; 7-9 Trans America, 5th place)

Dec. 1	BREWTON PARKER	Jan. 23	at Georgia
Dec. 5	at LSU	Jan. 28	FLORIDA
Dec. 12	FORT VALLEY STATE		INTERNATIONAL
Dec. 14	at Central Florida	Jan. 30	STETSON
Dec. 18	at Iowa State	Feb. 4	at Georgia State
Dec. 20	at Illinois	Feb. 6	at Samford
Dec. 30	at Clemson	Feb. 11	SE LOUISIANA
Jan. 2	at South Carolina	Feb. 13	CENTENARY
Jan. 4	TULANE	Feb. 15	CENTRAL FLORIDA
Jan. 7	GEORGIA STATE	Feb. 18	at UNC-Asheville
Jan. 9	SAMFORD	Feb. 20	at Charleston
Jan. 11	CHARLESTON	Feb. 25	at Florida International
Jan. 14	at SE Louisiana	Feb. 27	at Stetson
Jan. 16	at Centenary		

SERIES HISTORY VS. ILLINOIS

First meeting

MICHIGAN

Saturday, Jan. 23 at Ann Arbor
Wednesday, March 10 at Champaign

PERTINENT FACTS

President: Dr. James J. Duderstadt
Enrollment: 36,306
Arena/Capacity: Crisler Arena/13,609
Nickname: Wolverines
Colors: Maize and Blue
Conference: Big Ten
Athletic Director: Jack Weidenbach
Athletic Department Phone: (313) 747-2583
Sports Information Mailing Address:
 1000 S. State St.
 Ann Arbor, MI 48109-2201
Telephone: (313) 763-4423
Fax: (313) 747-1188
Pressbox Phone: (313) 998-7188



Sports Information Director/Home Phone: Bruce Madej/(313) 971-2549
Men's Basketball Contact/Home Phone: Bill Wickett/(313) 261-9706

WOLVERINES BASKETBALL STAFF

Head Coach: Steve Fisher (Illinois State '67)
Collegiate Coaching Record: 68-32 (3 years)
Record at Michigan: 68-32 (3 years)
Assistant Coaches: Perry Watson (E. Michigan '72),
 Brian Dutcher (Minnesota '82), Jay Smith (Saginaw Valley '84)
Basketball Office Telephone: (313) 763-5504
Best Opportunity to Reach Head Coach: Wednesday mornings

UM SCOUTING REPORT

Outlook: A year ago, there was an air of anticipation for Wolverine fans, waiting to see how the greatest recruiting class ever would do in its first year. A year later, after a spectacular postseason run that just fell short of a national title, the pressure is on the "Fab 5." The NCAA runner-up returns about as intact as possible, returning its top nine scorers, and losing only 2.5 percent of the total points scored from last year's team. Leading the way for Michigan are Jalen Rose and Chris Webber. Rose was the most consistent Wolverine a season ago, leading the team in scoring and assists. Webber, who at times disappeared from games, has the ability to take any game into his own hands. Webber led the Wolverines in rebounds, blocks and steals. Juwan Howard, Jimmy King and Ray Jackson are the other sophomores, who started every game of the NCAA tournament last year. But seniors Eric Riley, Michael Talley and James Voskuil all made vital contributions to Michigan's postseason run last year.

Starters Returning/Lost: 5/0
Lettermen Returning/Lost: 10/5

Michigan Roster

Player	Ht.	Wt.	Yr.	Pos.	Hometown	1991-92 Stats ppg/rpg/apg
Jason Bossard**	6-4	204	Jr.	G	Charlotte, Mich.	1.3/0.0/0.0
Leon Derricks	6-9	190	Fr.	C	Flint, Mich.	
Dugan Fife	6-2	170	Fr.	G	Clarkston, Mich.	
Juwan Howard*	6-9	240	So.	C	Chicago, Ill.	11.1/6.2/1.8
Ray Jackson*	6-6	219	So.	F	Austin, Tex.	4.6/3.0/1.7
Jimmy King*	6-5	201	So.	G	Plano, Tex.	9.9/3.3/2.3
Rob Pelinka***	6-6	200	Sr.	G	Lake Bluff, Ill.	2.8/1.6/1.0
Eric Riley***	7-0	245	Sr.	C	Cleveland, Ohio	6.3/4.3/0.7
Jalen Rose*	6-8	208	So.	G	Detroit, Mich.	17.6/4.3/4.0
Michael Talley***	6-1	187	Sr.	G	Detroit, Mich.	5.2/1.0/1.9
James Voskuil**	6-8	204	Sr.	F	Grand Rapids, Mich.	4.4/2.0/1.0
Mayce Webber*	6-9	245	So.	F	Detroit, Mich.	15.5/10.0/2.2

* letters earned



Head Coach:
Steve Fisher



Athletic Director:
Jack Weidenbach



Sports Information Director:
Bruce Madej

1992-93 Schedule

(1991-92: 25-9 overall; 11-7 Big Ten, 3rd place)

Dec. 1	at Rice	Jan. 23	ILLINOIS
Dec. 5	at Duke	Jan. 26	OHIO STATE
Dec. 7	DETROIT MERCY	Jan. 31	at Iowa
Dec. 9	BOWLING GREEN	Feb. 2	at Michigan State
Dec. 14	CLEVELAND STATE	Feb. 7	PURDUE
Dec. 19	IOWA STATE	Feb. 10	WISCONSIN
Dec. 21	CENTRAL MICHIGAN	Feb. 14	at Indiana
Dec. 27-30	Rainbow Classic	Feb. 17	at Penn State
Jan. 2	EASTERN MICHIGAN	Feb. 20	MINNESOTA
Jan. 7	at Purdue	Feb. 28	at Ohio State
Jan. 9	at Wisconsin	Mar. 2	IOWA
Jan. 12	INDIANA	Mar. 7	MICHIGAN STATE
Jan. 16	NOTRE DAME	Mar. 10	at Illinois
Jan. 20	at Minnesota	Mar. 13	NORTHWESTERN

Illinois Returnees vs. Michigan

	G/GS	PPG	RPG	APG	Best Performance
R. Bennett	2/2	9.5	6.0	0.5	16 pts., 8 reb. at Ann Arbor, 3/14/92
R. Clemons	4/4	7.8	3.5	2.8	14 pts., 6 reb., 2 ast. at home, 2/28/91
A. Kaufmann	4/3	10.3	2.3	1.8	18 pts., 5 reb., at home, 2/28/91
T. Michael	4/2	5.0	3.3	0.8	10 pts., 3 reb., 2-of-4 treys at home, 1/18/92
B. Taylor	5/1	3.0	2.2	2.8	7 pts., 4 reb., 2 ast. at home, 1/18/92
D. Thomas	4/4	14.8	4.3	1.0	13 pts., 11 reb., 1 ast. at home, 2/28/91
T.J. Wheeler	2/1	12.5	3.0	2.0	17 pts., 3 reb., 2 ast. at home, 1/18/92

SERIES HISTORY VS. ILLINOIS

Games: 122 **Illinois Wins:** 64 **Michigan Wins:** 58
At Illinois: Illinois leads 41-20
At Michigan: Michigan leads 37-23
At Neutral Sites: Michigan leads 1-0
Lou Henson's Record vs. Michigan While Coaching at Illinois: 17-18
Steve Fisher's Record vs. Illinois While Coaching at Michigan: 5-2
Illinois' Largest Winning Margin: 30, December 15, 1953, at Champaign, 96-66
Michigan's largest Winning Margin: 26, February 25, 1922, at Ann Arbor, 42-16

MICHIGAN STATE

Saturday, Jan. 9 at East Lansing
Wednesday, Feb. 10 at Champaign

PERTINENT FACTS

President: Dr. Gordon Guyer
Enrollment: 42,088
Arena/Capacity: Breslin Student Events Center/15,138 Nickname: Spartans
Colors: Green and White
Conference: Big Ten
Athletic Director: Merrily Dean Baker
Athletic Department Phone: (517) 355-1623
Sports Information Mailing Address:
 Michigan State University
 116 Linton Hall
 East Lansing, MI 48824-1044
Telephone: (517) 355-2271
Fax: (517) 353-9636
Pressbox Phone: (517) 336-1626



Sports Information Director/Home Phone: Ken Hoffman/TBA
Men's Basketball Contact/Home Phone: John Farina/(517) 355-5914

SPARTANS BASKETBALL STAFF

Head Coach: Jud Heathcote (Washington State '50)
Collegiate Coaching Record: 363-242 (21 years)
Record at Michigan State: 283-189 (16 years)
Record at Michigan State vs. Illinois: 14-18
Assistant Coaches: Tom Izzo (Northern Michigan '77), Stan Joplin (Toledo '79), Brian Gregory (Oakland '90)
Basketball Office Telephone: (517) 355-1644
Best Opportunity to Reach Head Coach: Mornings

MSU SCOUTING REPORT

Outlook: The Spartans return three very capable starters off of last year's third-place Big Ten team, one at each position. Leading the way again for the Spartans will be guard Shawn Respert. Respert was perhaps the best of the Big Ten's loaded freshman class last year. Center Mike Peplowski earned first team All-Big Ten honors a year ago, finishing second in the conference rebounding race. Dwayne Stephens, an excellent all-around forward, was voted the Spartans' MVP by his teammates last year. Jud Heathcote's biggest problem will be replacing point guard Mark Montgomery, who was the key to Michigan State's effective running game. Big Anthony Miller was impressive last year, and will see time at both positions on the inside.

Starters Returning/Lost: 3/2
Lettermen Returning/Lost: 8/3

Michigan State Roster

Player	Ht.	Wt.	Yr.	Pos.	Hometown	1991-92 Stats ppg/rpg/apg
Daimon Beathea	6-7	190	Fr.	F	Elkhart, Ind.	Redshirt
Mark Bluem*	6-6	185	So.	F	Caro, Mich.	1.0/0.3/NA
Quinton Brooks	6-7	205	Fr.	F	Akron, Ohio	
Jamie Feick	6-8	230	Fr.	F	Lexington, Ohio	13.3/8.6/1/1
David Hart	6-4	165	Fr.	G	Battle Creek, Mich.	
Anthony Miller	6-9	255	Jr.	C/F	Benton Harbor, Mich.	
Steve Nicodemus	6-4	188	Fr.	G	South Whitley, Ind.	
Andy Penick	6-2	180	So.	G	Louisville, Ky.	Redshirt
Mike Peplowski	6-11	275	Sr.	C	Detroit, Mich.	13.3/8.6/1/1
Shawn Respert*	6-3	175	So.	G	Detroit, Mich.	15.8/2.1/2.1
Eric Snow*	6-3	180	So.	G	Canton, Ohio	1/1/0/6/1/0
Dwayne Stephens**	6-7	220	Sr.	F	Ferndale, Mich.	11/1.5/0/2/8
Kris Weshinsky**	6-3	180	Jr.	G	Purcellville, Virg.	6.4/1.5/1/6
Jon Zulaut***	6-6	200	Sr.	F	Port Huron, Mich.	3.1/1/6/0/5

* letters earned



Head Coach:
Jud Heathcote



Athletic Director:
Merrily Dean Baker



Sports Information Director:
Ken Hoffman

1992-93 Schedule

(1991-92: 22-8 overall; 11-7 Big Ten, 3rd place)

Date	Opponent	Date	Opponent
Dec. 1	MOREHEAD STATE	Jan. 28	IOWA
Dec. 5	Louisville (at Detroit)	Jan. 30	at Purdue
Dec. 11-12	Los Angeles Classic	Feb. 2	MICHIGAN
Dec. 15	ILLINOIS-CHICAGO	Feb. 6	MINNESOTA
Dec. 19	DAYTON	Feb. 10	at Illinois
Dec. 29-30	OLDSMOBILE	Feb. 13	OHIO STATE
	SPARTAN CLASSIC	Feb. 17	NORTHWESTERN
Jan. 2	at East Tennessee State	Feb. 24	at Wisconsin
Jan. 6	at Minnesota	Feb. 27	at Iowa
Jan. 9	ILLINOIS	Mar. 3	PURDUE
Jan. 13	at Ohio State	Mar. 7	at Michigan
Jan. 16	at Northwestern	Mar. 10	at Indiana
Jan. 23	WISCONSIN	Mar. 13	PENN STATE

Illinois returnees vs. Michigan State

	G/GS	PPG	RPG	APG	Best Performance
R. Bennett	2/0	10.0	6.0	1.0	12 pts., 7 reb., 6-of-7 FG at home, 3/7/92
R. Clemons	4/4	13.3	4.5	5.0	17 pts., 5 reb., 10 ast. at home, 3/7/92
A. Kaufmann	4/3	12.8	3.3	0.8	21 pts., 6 reb. at MSU, 2/16/91
T. Michael	4/2	9.8	2.8	0.3	20 pts., 4 reb., 4-of-7 threes at MSU, 1/11/92
B. Taylor	4/1	2.5	1.8	0.5	8 pts., 3 reb., 2 steals at MSU, 1/11/92
D. Thomas	4/4	15.3	6.5	1.0	26 pts., 8 reb., 2 blocks at home, 3/7/92
T.J. Wheeler	2/1	7.0	5.0	3.5	9 pts., 2-of-5 treys at MSU, 1/11/92

SERIES HISTORY VS. ILLINOIS

Games: 73 **Illinois Wins:** 39 **Michigan State Wins:** 34
At Illinois: Illinois leads 25-12
At Michigan State: Michigan State leads 22-13
At Neutral Sites: Illinois leads 1-0
Lou Henson's Record vs. Michigan State While Coaching at Illinois: 18-16
Jud Heathcote's Record vs. Illinois While Coaching at Michigan State: 14-18
Illinois' Largest Winning Margin: 32, March 9, 1965 at Champaign, 121-89
Michigan State's Largest Winning Margin: 22, February 25, 1978 at East Lansing, 89-67

MINNESOTA

Wednesday, March 3 at Minneapolis

PERTINENT FACTS

President: Nils Hasselmo
Enrollment: 39,000
Arena/Capacity: Williams Arena/16,426
Nickname: Golden Gophers
Colors: Maroon and Gold
Conference: Big Ten
Athletic Department Phone: (612) 625-4838
Athletic Director: Dr. McKinley Boston
Sports Information Mailing Address:
 516 15th Ave. SE
 208 Bierman Field Athletic Building
 Minneapolis, MN 55455
Telephone: (612) 625-4090
Fax: (612) 625-0359
Pressbox Phone: (612) 626-1308



Sports Information Director/Home Phone: Bob Peterson/(612) 644-2658
Men's Basketball Contact/Home Phone: Marc Ryan/(612) 722-4504

GOLDEN GOPHERS BASKETBALL STAFF

Head Coach: Clem Haskins (Western Kentucky '67)
Collegiate Coaching Record: 190-163 (12 years)
Record at Minnesota: 89-90 (6 years)
Record at Minnesota vs. Illinois: 3-9
Assistant Coaches: Milton Barnes (Albion '79), Dan Kosmoski (Minnesota '77), Dave Thorson (Hamline '88)
Basketball Office Telephone: (612) 625-3085
Best Opportunity to Reach Head Coach: 9-11 a.m.

UM SCOUTING REPORT

Outlook: The Golden Gophers, who had some exciting moments as a young team last year, appear to be ready to become more of a factor in the Big Ten race this season. All of Minnesota's guards are returning, including starters Voshon Lenard and point guard Arriel McDonald. Lenard was superb as a freshman last season, especially shining in Gopher upsets of Michigan and Indiana. McDonald distributes the ball exceptionally well, and was also the second leading scorer on the Gopher team last year. In the frontcourt, Clem Haskins will have to fill the large shoes of center Bob Martin, the only Gopher not returning to this year's squad. But forwards Randy Carter, Dana Jackson, and Jayson Walton all saw significant time as starters last year, and may all start in the frontcourt.

Starters Returning/Lost: 4/1
Lettermen Returning/Lost: 10/1

Minnesota Roster

Player	Ht.	Wt.	Yr.	Pos.	Hometown	1990-91 Stats	
						ppg	rpg/apg
Kevin Baker	6-6	205	Fr.	F	Toledo, Ohio		
Randy Carter**	6-8	230	Jr.	F	Memphis, Tenn.	8.8	5.6/1.4
David Grm	6-7	198	Fr.	F	Massillon, Ohio		
Dana Jackson***	6-8	215	Sr.	F	Chicago, Ill.	5.6	2.9/1.3
Chad Kolander*	6-9	220	So.	F	Owatonna, Minn.	5.2	3.2/0.8
Voshon Lenard*	6-4	204	So.	G	Detroit, Mich.	12.8	3.7/2.7
Arriel McDonald**	6-2	167	Jr.	G	Raleigh, N.C.	11.0	3.2/3.8
Ernest Nzigamasabo**	6-9	235	Jr.	C	Bujumbura, Burundi - Africa	4.3	2.7/0.6
Townsend Orr**	6-1	165	Jr.	G	Dolton, Ill.	4.9	1.5/2.0
Robert Roe*	6-7	200	Jr.	F	Fort Worth, Tex.		
Nate Tubbs***	6-4	208	Sr.	G/F	Fort Wayne, Ind.	5.1	2.8/0.9
Jayson Walton*	6-6	209	So.	F/G	Dallas, Tex.	7.1	4.2/1.2
David Washington	6-10	215	So.	F/C	Albion, Mich.		
Trevor Winter	7-0	250	Fr.	C	Slayton, Minn.		
Ryan Wolf*	6-4	185	So.	G	Martinsville, Ind.	2.1	0.9/0.7

* letters earned



Head Coach:
Clem Haskins



Athletic Director:
Dr. McKinley
Boston



Sports Information
Director:
Bob Peterson

1992-93 Schedule

(1991-92: 16-16 overall; 8-10 Big Ten, 6th place)

Dec. 2	SOUTHERN ILLINOIS-EDWARDSVILLE	Jan. 20	MICHIGAN
Dec. 12	MIDDLE TENNESSEE STATE	Jan. 23	NORTHWESTERN
Dec. 14	TEXAS-SAN ANTONIO	Jan. 27	at Indiana
Dec. 19	BETHUNE-COOKMAN	Feb. 3	PENN STATE
Dec. 21	TENNESSEE-MARTIN	Feb. 6	at Michigan State
Dec. 23	at Santa Clara	Feb. 10	at Purdue
Dec. 29	at Iowa State	Feb. 13	IOWA
Dec. 31	MEMPHIS STATE	Feb. 18	WISCONSIN
Jan. 2	ALABAMA-BIRMINGHAM	Feb. 20	at Michigan
Jan. 6	MICHIGAN STATE	Feb. 24	at Northwestern
Jan. 9	PURDUE	Feb. 27	INDIANA
Jan. 13	at Iowa	Mar. 3	ILLINOIS
Jan. 16	at Wisconsin	Mar. 6	at Penn State
		Mar. 10	at Ohio State

Illinois returnees vs. Minnesota

	G/GS	PPG	RPG	APG	Best Performance
R. Bennett	2/2	4.5	6.5	1.5	7 pts., 8 reb. at Minneapolis, 1/25/92
R. Clemons	4/4	12.5	5.3	3.3	22 pts., 6 reb., 4 ast. at home, 2/15/92
A. Kaufmann	4/3	21.5	4.8	1.5	28 pts., 5 reb., 8-of-15 FG at Minneapolis, 2/10/91
T. Michael	4/2	5.5	3.3	1.5	12 pts., 7 reb. 2-of-4 threes at Minneapolis, 1/25/92
B. Taylor	6/0	1.2	1.8	1.5	3 pts., 3 reb., 2 ast. at home, 2/8/90
D. Thomas	4/4	14.3	7.5	0.5	19 pts., 8 reb., 1 ast. at Minneapolis, 2/10/91
T.J. Wheeler	2/2	15.0	2.0	1.5	14 pts., 5-of-5 FG in 18 min. at Minneapolis, 1/25/92

SERIES HISTORY VS. ILLINOIS

Games: 143
 Illinois Wins: 89
 Minnesota Wins: 54
At Illinois: Illinois leads 56-15
At Minnesota: Minnesota leads 38-32
At Neutral Sites: 1-1
Lou Henson's Record vs. Minnesota While Coaching at Illinois: 22-12
Clem Haskins' Record vs. Illinois While Coaching at Minnesota: 3-9
Illinois' Largest Winning Margin: 36, February 11, 1968 at Champaign, 86-50
Minnesota's largest Winning Margin: 39, January 31, 1907 at Minneapolis, 42-3

MISSOURI

**Wednesday, December 23 at The Arena
St. Louis**

PERTINENT FACTS

Chancellor: Dr. Charles Kiesler
Enrollment: 24,660
Arena/Capacity: Heames Center/13,300
Nickname: Tigers
Colors: Old Gold and Black
Conference: Big Eight
Athletic Department Phone: (314) 882-6501
Sports Information Mailing Address:
 P.O. Box 677
 Columbia, MO 65205
Telephone: (314) 882-3241
Fax: (314) 882-4720
Pressbox Phone: (314) 875-4606



Head Coach:
Norm Stewart



Athletic Director:
Don Devine



Sports Information Director:
Bob Brendel

Sports Information Director/Home Phone: Bob Brendel/(314) 874-0453
Men's Basketball Contact/Home Phone: Bob Brendel/(314) 874-0453

TIGERS BASKETBALL STAFF

Head Coach: Norm Stewart (Missouri '56)
Collegiate Coaching Record: 593-292 (31 years)
Record at Missouri: 496-250 (25 years)
Record at Missouri vs. Illinois: 4-11
Assistant Coaches: Kim Anderson (Missouri '77), Rich Daly (Northeast Missouri State '62), Lee Winfield (N. Texas State '71)
Basketball Office Telephone: (314) 882-3463
Best Opportunity to Reach Head Coach: 9-12 Weekdays

MIZZOU SCOUTING REPORT

Outlook: Despite losing Big Eight Player of the Year Anthony Peeler, the Tigers again look to be a formidable squad this year. Norm Stewart, the fourth winningest active coach in the nation, has four other starters returning, including hard-working senior Jeff Warren. Warren, who was slowed by mononucleosis much of last season, shot a sparkling .628 on his field goals, including a league record 24 in a row. The Tigers' nine-member junior class, which includes three starters, is led by 6-foot-9-inch forward Jevon Crudup. Crudup was a second team all-Big Eight choice last year after averaging 15.3 points and 8.2 rebounds. Also returning intact is the Tigers' starting backcourt of Melvin Booker and Reggie Smith.

Starters Returning/Lost: 4/1
Lettermen Returning/Lost: 9/2

Missouri Roster

Player	Ht.	Wt.	Yr.	Pos.	Hometown	1991-92 Stats		
						ppg	rpg	apg
Mark Atkins	6-5	225	Jr.	G	Gary, Ind.			
Melvin Booker**	6-1	176	Jr.	G	Moss Point, Miss.	11.6	3.8	3.9
John Burns*	6-6	207	Sr.	G	Shawnee Mission, Kan.	0	4.0	3.0/0.0
Jevon Crudup**	6-9	230	Jr.	F	Kansas City, Mo.	15.3	8.2	1/1.8
Derek Dunham	6-7	247	Jr.	F	Jerseyville, Ill.			
Marlo Finner	6-6	221	So.	G/F	Chicago, Ill.			
Lamont Frazier**	6-4	226	Jr.	G/F	Charleston, Mo.	5.9	3.5	1/0.0
Jed Frost**	6-1	185	Jr.	G	Kansas City, Mo.	1.9	0.4	0.3
Chris Heller**	6-10	215	Jr.	C	Leawood, Kan.	1.7	1.7	0/0.0
Steve Horton*	6-7	206	So.	F	Jefferson City, Mo.	1.3	1.3	0.2
Derrick Johnson	6-1	178	Fr.	G	Jefferson City, Mo.			
Chuck Simms	6-7	190	Jr.	F	Decatur, Ga.			
Reggie Smith**	6-2	182	Jr.	G	Myrtle Beach, S.C.	2.7	2.1	2/2.8
Chip Walther	5-8	150	Fr.	G	St. Louis, Mo.			
Jeff Warren**	6-8	225	Sr.	F	Litchfield, Mich.	9.6	6.0	1/4

* letters earned

1992-93 Schedule

(1991-92: 21-9 overall; 8-6 Big 8, 2nd place)

Dec. 1	SLIPPERY ROCK	Jan. 27	NOTRE DAME
Dec. 5	Texas A&M	Jan. 30	Nebraska
Dec. 10	SOUTHERN INDIANA	Feb. 1	Kansas
Dec. 19	ARKANSAS	Feb. 3	CAL-STATE
Dec. 23	Illinois		NORTHRIDGE
Dec. 28-30	Big Island Invitational	Feb. 8	KANSAS STATE
Jan. 3	NORTH CAROLINA	Feb. 10	Oklahoma
	ASHEVILLE	Feb. 13	KANSAS
Jan. 6	SIU-CARBONDALE	Feb. 17	Iowa State
Jan. 9	Colorado	Feb. 21	NEBRASKA
Jan. 11	Nevada-Las Vegas	Feb. 24	Oklahoma State
Jan. 16	IOWA STATE	Feb. 27	OKLAHOMA
Jan. 18	COASTAL CAROLINA	Mar. 2	Kansas State
Jan. 21	MEMPHIS STATE	Mar. 6	COLORADO
Jan. 24	OKLAHOMA STATE		

Illinois returnees vs. Missouri

	G/GS	PPG	RPG	APG	Best Performance
R. Bennett	1/0	3.0	4.0	0.0	3 pts., 4 reb. at St. Louis, 12/23/91
R. Clemons	2/2	6.5	3.0	3.0	9 pts., 4 reb., 2 ast. at St. Louis, 12/23/91
A. Kaufmann	2/1	24.5	6.0	4.5	33 pts., 8 reb., 7 ast. at St. Louis, 12/19/90
T. Michael	2/1	8.5	4.5	1.5	10 pts., 8 reb. at St. Louis, 12/23/91
D. Thomas	2/2	17.5	9.0	0.5	23 pts., 8 reb., 1 ast. at St. Louis, 12/19/90
T.J. Wheeler	2/1	2.0	1.0	1.0	4 pts., 2 reb., 2 ast. at St. Louis, 12/23/91

SERIES HISTORY VS. ILLINOIS

Games: 22 **Illinois Wins:** 16 **Missouri Wins:** 6
At Illinois: Illinois leads 4-1
At Missouri: Illinois leads 3-2
At Neutral Sites: Illinois leads 9-3
Lou Benson's Record vs. Missouri While Coaching at Illinois: 11-4
Norm Stewart's Record vs. Illinois While Coaching at Missouri: 4-11
Illinois' Largest Winning Margin: 28, December 1, 1951, at Champaign '77-79
Missouri's Largest Winning Margin: 17, December 23, 1991, at St. Louis, 61-44

NORTHWESTERN

Thursday, Jan. 7 at Evanston
Saturday, Feb. 6 at Champaign

PERTINENT FACTS

President: Arnold Weber
Enrollment: 7,400
Arena/Capacity: Welsh-Ryan Arena/8,117
Nickname: Wildcats
Colors: Purple and White
Conference: Big Ten
Athletic Department Phone: (708) 491-7503
Sports Information Mailing Address:
1501 Central Street
Evanston, IL 60208-3630
Telephone: (708) 491-7503
Fax: (708) 491-8818
Pressbox Phone: (708) 491-8852



Media Services Director/Home Phone: Rob Grady/(708) 486-9318
Men's Basketball Contact/Home Phone: Rob Grady/(708) 486-9318

WILDCATS BASKETBALL STAFF

Head Coach: Bill Foster (Elizabethtown '54)
Collegiate Coaching Record: 459-390 (32 years)
Record at Northwestern: 46-122 (6 years)
Record at Northwestern vs. Illinois: 1-11
Assistant Coaches: Bill Donlon (Virginia Commonwealth '69), Tim Carter (Kansas '79), Shawn Parrish (Ball State '90)
Basketball Office Telephone: (708) 491-7906
Best Opportunity to Reach Head Coach: Weekday mornings

NU SCOUTING REPORT

Outlook: Last year, despite getting off to a slow start, and losing their best player at midseason to an injury, the Wildcats finished strong. Since last year's team had no seniors on it, coach Bill Foster has some reason for optimism. The Wildcats are led by junior point guard Pat Baldwin, one of the top players in the Big Ten, and the best Northwestern has had to offer for some time. Baldwin is coming off a season in which he missed the final 14 games because of a blood clot. Talented sophomores Dion Lee and Dewey Williams were also lost before the Big Ten season but will combine with Baldwin to form Northwestern's most talented trio in recent memory. The three will be joined by team co-Most Valuable Players Cedric Neloms and Kevin Rankin to possibly cause some headaches in the Big Ten.

Starters Returning/Lost: 5/0
Lettermen Returning/Lost: 13/0

Northwestern Roster

Player	Ht.	Wt.	Yr.	Pos.	Hometown	1990-91 Stats	
						ppg	rpg/apg
Pat Baldwin**	6-1	190	Jr.	G	Leavenworth, Kan.	11.1	2.4/4.0
Charles Howell***	6-10	225	Sr.	C	Missouri City, Texas	7.2	3.7/0.4
Kip Kirkpatrick**	6-5	192	Jr.	G	Lexington, Ken.	5.3	2.5/2.4
Dion Lee*	6-5	180	So.	G	Louisville, Ken.	8.3	2.1/2.3
Todd Leslie***	6-5	195	Sr.	G	Palatine, Ill.	10.9	3.5/1.2
Tony Ling*	5-8	165	Sr.	G	Franklin, Ind.	0.7	0.4/0.3
Cedric Neloms*	6-5	195	So.	F	Leighton, Ala.	14.4	4.0/1.1
Matt Purdy*	6-6	225	So.	F	Santa Barbara, Calif.	3.6	3.2/0.4
Aaric Queen**	6-2	165	Jr.	G	Baltimore, Md.	0.3	0.1/0.0
Kevin Rankin**	6-11	255	Jr.	C	De Pere, Wis.	14.3	7.6/1.7
T.J. Rayford*	6-7	225	So.	F	Waynesboro, Ga.	1.5	1.2/0.2
Eric Simpson**	6-1	185	Jr.	G	Chicago, Ill.	1.8	0.8/1.9
Dewey Williams*	6-9	225	So.	F	Indianapolis, Ind.	3.7	2.2/0.4
Bret Yonke	6-8	215	Fr.	F	Burnsville, Minn.		

* letters earned



Head Coach:
Bill Foster



Athletic Director:
Bruce Corrie



Media Services
Director:
Rob Grady

1992-93 Schedule

(1991-92: 9-19 overall; 2-16 Big Ten, 10th place)

Dec. 1	CHICAGO	Jan. 28	PURDUE
Dec. 3	at Vanderbilt	Jan. 30	INDIANA
Dec. 5	YOUNGSTOWN STATE	Feb. 3	at Wisconsin
Dec. 17	TEXAS A&M	Feb. 6	at Illinois
Dec. 19	LOYOLA	Feb. 10	OHIO STATE
Dec. 21	at Holy Cross	Feb. 13	PENN STATE
Dec. 28-29	at Lobo Classic (Albuquerque, N.M.)	Feb. 17	at Michigan State
		Feb. 20	IOWA
Jan. 4	LEHIGH	Feb. 24	MINNESOTA
Jan. 7	ILLINOIS	Feb. 27	at Purdue
Jan. 13	at Penn State	Mar. 4	at Indiana
Jan. 16	MICHIGAN STATE	Mar. 6	WISCONSIN
Jan. 20	at Iowa	Mar. 13	at Michigan
Jan. 23	at Minnesota		

Illinois returnees vs. Northwestern

	G/GS	PPG	RPG	APG	Best Performance
R. Bennett	2/2	1.5	1.5	0.5	2 pts., 1 reb. at home, 2/26/92
R. Clemons	4/4	3.4	2.5	4.5	10 pts., 5 reb., 4 ast. at Evanston, 3/2/91
A. Kaufmann	4/3	14.0	3.5	1.0	21 pts., 10-of-15 FG at Evanston, 3/2/91
T. Michael	4/2	6.3	2.8	1.3	12 pts., 2-of-4 threes at home, 2/26/92
B. Taylor	6/1	4.5	2.3	1.2	6 pts., 3 reb. at home, 2/4/91
D. Thomas	4/4	20.5	7.0	0.3	36 pts., 10 reb., 14-of-18 FG at home, 2/26/92
T.J. Wheeler	2/1	13.0	4.5	5.0	14 pts., 7 reb., 7 ast. at home, 2/26/92

SERIES HISTORY VS. ILLINOIS

Games: 129 Illinois Wins: 98 Northwestern Wins: 31
At Illinois: Illinois leads 51-11
At Northwestern: Illinois leads 38-18
At Neutral Sites: Illinois leads 9-2
Lou Henson's Record vs. Northwestern While Coaching at Illinois: 30-4
Bill Foster's Record vs. Illinois While Coaching at Northwestern: 1-11
Illinois' Largest Winning Margin: 42, Feb. 27, 1943, at Chicago, 86-44
Northwestern's Largest Winning Margin: 16, Mar. 8, 1958, at Evanston, 88-72

OHIO STATE

UNIVERSITY OF ILLINOIS

Saturday, Jan. 30 at Columbus
Saturday, March 6 at Champaign

PERTINENT FACTS

President: Dr. E. Gordon Gee
Enrollment: 54,000
Arena/Capacity: St. John Arena/13,276
Nickname: Buckeyes
Colors: Scarlet and Gray
Conference: Big Ten
Athletic Director: James Jones Athletic
Department Phone: (614) 292-6861
Sports Information Mailing Address:
 Room 124, St. John Arena
 410 Woody Hayes Dr
 Columbus, Ohio 43210
Telephone: (614) 292-6861
Fax: (614) 292-8547
Pressbox Phone: (614) 292-1813



Head Coach:
Randy Ayers



Athletic Director:
James Jones



Sports Information Director:
Steve Snapp

Sports Information Director/Home Phone: Steve Snapp/(614) 791-9675
Men's Basketball Contact/Home Phone: Steve Snapp/(614) 538-1817

BUCKEYES BASKETBALL STAFF

Head Coach: Randy Ayers (Miami, Ohio) '78) Collegiate Coaching Record: 70-23 (3 years)
Record at Ohio State: 70-23 (3 years)
Record at Ohio State vs. Illinois: 5-1
Assistant Coaches: Dave Cecutti (Capital '77), Mark Anderson (Missouri '76)
Basketball Office Telephone: (614) 292-0505
Best Opportunity to Reach Head Coach: 2-3 p.m.

OSU SCOUTING REPORT

Outlook: Ohio State returns just one starter from the 1992 Big Ten Championship team. That squad compiled a record of 26-6, and was led by two-time All-America Jim Jackson, who left for the NBA after last season. Junior Lawrence Funderburke is the lone holdover from last year. The 6-foot-9-inch lefty transfer from Indiana averaged 12.2 points and 6.2 rebounds in 1991-92. Head coach Randy Ayers has won back-to-back conference titles with a 30-6 Big Ten Conference mark over two seasons. But to win a third consecutive crown, Ayers will need help from the incoming freshmen class, which includes Ohio Player-of-the-Year Greg Simpson and Indiana's Mr. Basketball, Charles Macon. Columbus native Nate Wilbourne and suburban Chicago product Gerald Eaker, both 6-11, and 6-6 guard Derek Anderson of Louisville round out the freshmen class, ranked by *USA Today* as the third-best rookie crop in the nation.

Starters Returning/Lost: 1/4
Lettermen Returning/Lost: 7/6

Ohio State Roster

Player	Ht.	Wt.	Yr.	Pos.	Hometown	1991-92 Stats ppg/rpg/apg
Doug Anderson	6-6	185	Fr.	G	Louisville, Ky	
Tom Brandewie**	6-8	220	Sr.	F	Fort Lorame, Ohio	2.1/2.2/0.4
Alex Davis**	6-1	170	Sr.	G	Cincinnati, Ohio	3.1/1.0/1.0
Rickey Dudley*	6-7	250	So.	F	Henderson, Tex.	1.8/1.8/0.2
Gerald Eaker	6-11	225	Fr.	C	Westchester, Ill.	
Doug Etzler*	6-0	160	So.	G	Convoy, Ohio	0.6/0.7/1.0
Lawrence Funderburke*	6-9	220	Jr.	F	Columbus, Ohio	12.2/6.2/0.8
Charles Macon	6-7	220	Fr.	F	Michigan City, Ind.	
Jimmy Ratliff**	6-9	220	Jr.	F	Middletown, Ohio	2.5/1.4/0.3
Greg Simpson	6-2	175	Fr.	G	Lima, Ohio	
Jamie Skelton**	6-2	180	Jr.	G	Dayton, Ohio	4.5/1.3/0.8
Antonio Watson	6-9	218	So.	F	Columbus, Ohio	
Nate Wilbourne	6-11	215	Fr.	C	Columbus, Ohio	

* letters earned

1992-93 Schedule

(1991-92: 26-6 overall; 15-3 Big Ten, 1st place)

Dec. 1	OHIO UNIVERSITY	Jan. 24	at Indiana
Dec. 5	SOUTHERN CALIFORNIA	Jan. 26	at Michigan
Dec. 12	BOWLING GREEN	Jan. 30	ILLINOIS
Dec. 16	WRIGHT STATE	Feb. 3	PURDUE
Dec. 19	at Wright State	Feb. 6	PENN STATE
Dec. 22	NORTH CAROLINA	Feb. 10	at Northwestern
Dec. 28-29	at Far West Classic, Portland, Ore.	Feb. 13	at Michigan State
Jan. 2	ILLINOIS-CHICAGO	Feb. 16	at Iowa
Jan. 5	at Penn State	Feb. 20	WISCONSIN
Jan. 9	IOWA	Feb. 23	INDIANA
Jan. 13	MICHIGAN STATE	Feb. 28	MICHIGAN
Jan. 20	at Wisconsin	Mar. 6	at Illinois
		Mar. 10	MINNESOTA
		Mar. 13 or 14	at Purdue

Illinois returnees vs. Ohio State

	G/GS	PPG	RPG	APG	Best Performance
R. Bennett	2/1	10.0	5.0	1.0	16 pts., 7 reb., 7-8 FG at Columbus, 3/11/92
R. Clemons	4/4	9.3	3.0	3.3	12 pts., 6 reb., 7 ast. at Columbus, 3/11/92
A. Kaufmann	4/1	12.8	3.0	1.3	14 pts., 4 reb. at Columbus, 1/19/91
T. Michael	5/4	5.2	2.4	0.8	20 pts., 6-8 3 pts. at home, 1/30/92
B. Taylor	6/1	2.5	2.5	2.2	2 pts., 7 reb., 11 ast. at home, 1/30/92
D. Thomas	3/3	19.7	7.0	0.7	26 pts., 5 reb., 9-12 FG at home, 1/30/92
T.J. Wheeler	1/1	7.0	6.0	5.0	7 pts., 6 reb., 5 ast. at Columbus, 3/11/92

SERIES HISTORY VS. ILLINOIS

Games: 135 **Illinois Wins:** 81 **Ohio State Wins:** 54
At Illinois: Illinois leads 48-20
At Ohio State: Ohio State leads 34-33
At Neutral Sites: 0-0
Lou Henson's Record vs. Ohio State While Coaching at Illinois: 17-17
Randy Ayers' Record vs. Illinois While Coaching at Ohio State: 5-1
Illinois' Largest Winning Margin: 47 February 11, 1956, at Champaign, 111-64
Ohio State's Largest Winning Margin: 31 January 19, 1991, at Columbus 89-55

PENN STATE

Thursday, Jan. 21 at Champaign
Saturday, Feb. 20 at University Park

PERTINENT FACTS

President: Dr. Joab Thomas
Enrollment: 30,500
Arena/Capacity: Recreation Building/6,846
Nickname: Nittany Lions
Colors: Blue and White
Conference: Big Ten
Athletic Director: James I. Tarman
Athletic Department Phone: (814) 865-1086
Sports Information Mailing Address:
234 Recreation Building
University Park, PA 16802
Telephone: (814) 865-1757
Fax: (814) 863-3165
Pressbox Phone: (814) 863-3516
Sports Information Director/Home Phone: L. Budd Thalman/(814) 863-2009
Men's Basketball Contact/Home Phone: Jeff Brewer/(814) 231-2009



Head Coach:
Bruce Parkhill



Athletic Director:
James I. Tarman



Sports Information
Director:
L. Budd Thalmon

NITTANY LIONS BASKETBALL STAFF

Head Coach: Bruce Parkhill (Lock Haven '71)
Collegiate Coaching Record: 229-199 (15 years)
Record at Penn State: 140-124 (9 years)
Assistant Coaches: Jerry Dunn (George Mason '80), Ed DeChellis (Penn State '82), Mark Schmidt (Boston College '85)
Basketball Office Telephone: (814) 865-5494
Best Opportunity to Reach Head Coach: through Sports Information Office

PSU SCOUTING REPORT

Outlook: Penn State is probably entering the Big Ten a couple of years late from its standpoint, just having graduated its starting backcourt and center. Two years ago, the Nittany Lions advanced to the NCAA Tournament and went to the NIT a year ago, but this will be a rebuilding year. Small forward DeRon Hayes, who averaged 13.4 points per game last year, is the only one of the four Penn State double-figure scorers of a year ago to return. Eric Carr and Matt Gaudio split time at the power forward position last year, and figure to do so again. Penn State's hopes at center lie with Vanderbilt transfer John Amaechi and at off guard with Michael Jennings, assuming he has fully recovered from an injury. Penn State won't have much experience at the point, with freshman Wade Parsons and sophomore Donovan Williams the only experienced player at the position.

Starters Returning/Lost: 2/3
Lettermen Returning/Lost: 12/3

Illinois Returnees vs. Penn State

	G/GS	PPG	RPG	APG	Best Performance
R. Bennett	1/0	3.0	1.0	0.0	3 pts., 1 reb. at home, 11/25/91
R. Clemons	2/1	4.5	3.0	2.5	6 pts., 4 reb., 5 ast. at home, 11/25/91
A. Kaufmann	1/1	15.0	5.0	4.0	15 pts., 5 reb., 4 ast. at University Park, 12/5/90
T. Michael	2/2	9.5	5.0	2.5	14 pts., 5 reb., 4-of-7 threes at home, 11/25/91
B. Taylor	1/0	2.0	0.0	0.0	2 pts. at University Park, 12/5/90
D. Thomas	2/2	16.0	6.0	0.5	18 pts., 9 reb. at home, 11/25/91
T.J. Wheeler	2/1	2.0	3.0	1.5	4 pts., 4 reb., 3 ast. at home, 11/25/91

1992-93 Penn State Roster

Player	Ht.	Wt.	Yr.	Pos.	Hometown	1991-92 Stats ppg/rpg/apg
Michael Jennings**	6-4	180	Jr.	G	Severna Park, Md.	Redshirt
Elton Carter**	6-7	235	Jr.	F	Detroit, Mich.	3.8/2.2/0.4
Donovan Williams*	6-1	175	So.	G	Eatonville, Fla.	0.6/0.9/0.6
John Amaechi	6-10	260	So.	C	Manchester, Eng.	
Rahsaan Carlton	6-6	205	Fr.	F	Harrisburg, Pa.	
Steve Wydman*	6-2	175	Jr.	G	Dallas, Texas	1.5/0.8/0.7
Greg Bartram*	6-5	185	So.	F/G	Chapmanville, W.Va.	2.0/1.4/0.3
DeRon Hayes***	6-6	220	Sr.	F	Lakeland, Fla.	13.4/4.9/1.3
Eric Carr***	6-6	205	Sr.	F	Columbus, GA.	5.2/3.3/0.3
Brian Anderson*	6-9	205	So.	F	Hermitage, Pa.	2.9/3.0/0.3
Jon Dietz***	6-8	215	Sr.	F	Walcott, Iowa	0.7/0.7/0.3
Matt Gaudio*	6-7	230	So.	F	Follansbee, W.Va.	8.6/4.1/0.7
Dan McKenna*	6-11	225	So.	C	Flemington, N.J.	1.8/0.8/0.0
Michael Joseph*	6-10	215	So.	C	Oldsmar, Fla.	2.2/1.8/0.1

* letters earned

1992-93 Schedule

(1991-92: 21-8 overall)

Dec. 1 at Duquesne	Jan. 23 IOWA
Dec. 5 MOUNT ST. MARY'S	Jan. 30 WISCONSIN
Dec. 7 at Miami (Ohio)	Feb. 3 at Minnesota
Dec. 9 AKRON	Feb. 6 at Ohio State
Dec. 12 JAMES MADISON	Feb. 9 INDIANA
Dec. 21 DREXEL	Feb. 13 at Northwestern
Dec. 23 Temple (Hershey, Pa.)	Feb. 17 MICHIGAN
Dec. 28 at Toledo	Feb. 20 ILLINOIS
Jan. 2 at Bowling Green	Feb. 24 at Iowa
Jan. 5 OHIO STATE	Mar. 3 at Wisconsin
Jan. 9 at Indiana	Mar. 6 MINNESOTA
Jan. 13 NORTHWESTERN	Mar. 11 at Purdue
Jan. 16 PURDUE	Mar. 13 at Michigan State
Jan. 21 at Illinois	

SERIES HISTORY VS. ILLINOIS

Games: 3 Illinois Wins: 0 Penn State Wins: 3
At Illinois: Penn State leads 1-0
At Penn State: Penn State leads 1-0
At Neutral Sites: Penn State leads 1-0
Lou Henson's Record vs. Penn State While Coaching at Illinois: 0-2
Bruce Parkhill's Record vs. Illinois While Coaching at Penn State: 2-0
Illinois' Largest Winning Margin: NA
Penn State's Largest Winning Margin: 10, December 5, 1990 at University Park, 78-68

PITTSBURGH

Saturday, Feb. 13 at Champaign

PERTINENT FACTS

Chancellor: Dr. J. Dennis O'Connor
Enrollment: 13,500
Arena/Capacity: Fitzgerald Field House/6,798
Nickname: Panthers
Colors: Blue and Gold
Conference: Big East
Athletic Department Phone: (412) 648-8200
Sports Information Mailing Address:
 P.O. Box 7436
 Pittsburgh, PA 15213
Telephone: (412) 648-8240
Fax: (412) 648-8248
Pressbox Phone: (412) 648-2318
Sports Information Director/Home Phone: Ron Wahl/(412) 864-6627
Men's Basketball Contact/Home Phone: Ron Wahl/(412) 864-6627



Head Coach:
Paul Evans



Athletic Director:
L. Oval James



Sports Information
Director:
Ron Wahl

PANTHERS BASKETBALL STAFF

Head Coach: Paul Evans (Ithaca '67)
Collegiate Coaching Record: 362-240 (19 years)
Record at Pittsburgh: 117-73 (Six years)
Record at Pittsburgh vs. Illinois: 0-1
Assistant Coaches: Mark Coleman (St. Lawrence '83), Norm Law (Brockport State '60), John Sarandrea (Iona '79)
Basketball Office Telephone: (412) 648-8230
Best Opportunity to Reach Head Coach: Through SID

UP SCOUTING REPORT

Outlook: Paul Evans hopes he can mix his surplus of first and second-year players with his few veterans to get the Panthers back into the NCAA Tournament. Leading the way for Pitt is 6-foot-7-inch widebody Chris McNeal, who led the team in scoring and rebounding last year. Returning with McNeal in the frontcourt is junior center Eric Mobley, whose strong play at the end of last season should continue. Forwards Antoine Jones and Orlando Antigua will get plenty of action in the frontcourt. Jones sat out last season with a foot injury, and Antigua was named to the Big East All-Rookie team a year ago. At guard, Pitt will have to replace four-year starter Sean Miller at the point and find a consistent perimeter scorer. Sophomore Jerry McCullough is the likely choice at point guard, and Chicago King product Ahmad Shareef is the returning starter at off guard. Junior college transfer Marlon Rhymes will get time at both guard spots.

Starters Returning/Lost: 3/2
Lettermen Returning/Lost: 9/3

Pittsburgh Roster

Player	Ht.	Wt.	Yr.	Pos.	Hometown	1991-92 Stats	
						ppg	rpg/app
Andre Aldridge	6-2	170	Fr.	G	St. Albans, N.Y.		
Orlando Antigua*	6-7	195	So.	F	Bronx, N.Y.	6.5	2.6/1.1
Brian Brush*	6-6	240	Sr.	F	Sharpsville, Pa.	2.4	1.1/0.2
Chris Gant*	6-7	225	So.	F	Houston, Texas	3.9	2.4/0.3
Brock Generalovich	6-1	200	Sr.	G	Hermitage, Pa.		
Antoine Jones	6-7	200	Sr.	F	Baltimore, Md.		
Jason Malle	6-4	180	Fr.	G	Forest City, Pa.		
Jerry McCullough*	5-11	175	So.	G	New York, N.Y.	7.4	1.6/2.7
Eric Mobley*	6-11	245	Jr.	F/C	Bronx, N.Y.	7.2	4.6/0.6
Jermaine Morgan**	6-6	200	Jr.	F	Jeannette, Pa.	3.3	1.6/0.8
Marlon Rhymes	6-4	165	Jr.	G	Phoenix, Ariz.		
Ahmad Shareef**	6-3	175	Jr.	G	Chicago, Ill.	6.1	1.2/1.0
Garrick Thomas	6-4	195	Fr.	G/F	Houston, Texas		
Travis Ziegler	6-6	205	Sr.	F	Louisville, Ky.		

* letters earned

1992-93 Schedule

(1991-92: 18-16 overall; 9-9 Big East Conference, 7th place [†])

Nov. 16	MARATHON OIL	Jan. 23	at Miami
Nov. 23	KAZAHKSTAN	Jan. 27	SYRACUSE
Dec. 2	ST. FRANCIS	Feb. 3	VILLANOVA
Dec. 5	MARSHALL	Feb. 6	ST. JOHN'S
Dec. 9	at Georgetown	Feb. 9	at Seton Hall
Dec. 12	WEST VIRGINIA	Feb. 13	at Illinois
Dec. 19	DUQUESNE	Feb. 16	BOSTON COLLEGE
Dec. 21	CORNELL	Feb. 20	CONNECTICUT
Dec. 23	ROBERT MORRIS	Feb. 22	at Providence
Dec. 28	UCLA	Feb. 28	GEORGETOWN
Jan. 2	PROVIDENCE	Mar. 2	at Villanova
Jan. 6	MIAMI	Mar. 6	at Syracuse
Jan. 9	at St. John's	Mar. 11-14	Big East Championship (Madison Square Garden)
Jan. 12	at Connecticut		
Jan. 16	SETON HALL		
Jan. 20	at Boston College		

SERIES HISTORY VS. ILLINOIS


Games: 5 **Illinois Wins:** 4 **Pittsburgh Wins:** 1
At Illinois: Illinois leads 2-1
At Pittsburgh: Illinois leads 1-0
At Neutral Sites: Illinois leads 1-0
Lou Henson's Record vs. Pittsburgh While Coaching at Illinois: 1-0
Paul Evans' Record vs. Illinois While Coaching at Pittsburgh: 0-1
Illinois' Largest Winning Margin: 37, December 13, 1947 at Champaign, 70-33
Pittsburgh's Largest Winning Margin: 2, December 20, 1940 at Champaign, 43-41

PRINCETON

Friday and Saturday, Dec. 11-12
Illini Classic

PERTINENT FACTS

President: Harold T. Shapiro
Enrollment: 4,500
Arena/Capacity: Jadwin Gym/7,500
Nickname: Tigers
Colors: Black and Orange
Conference: Ivy League
Athletic Director: Robert J. Myslik
Athletic Department Phone: (609) 258-3535
Sports Information Mailing Address:
 P. O. Box 71
 Princeton, NJ 08544
Telephone: (609) 258-3568
Fax: (609) 258-4477
Pressbox Phone: (609) 258-2130



Sports Information Director: Kurt Kehl/(215) 321-0984
Men's Basketball Contact/Home Phone: Mark Panus/(908) 940-3068

TIGERS BASKETBALL STAFF

Head Coach: Pete Carril (Lafayette '52)
Collegiate Coaching Record: 454-237 (26 years)
Record at Princeton: 443-225 (25 years)
Record at Princeton vs. Illinois: 0-1
Assistant Coaches: Bill Carmody (Union '75), Armond Hill (Princeton '85)
Basketball Office Telephone: (609) 258-3512
Best Opportunity to Reach Head Coach: Mornings

PRINCETON SCOUTING REPORT

Outlook: If Pete Carril can guide the Tigers to another Ivy League title, he will be looked upon as even more of a legend than he is now. That's because Princeton lost five seniors, who guided the team to four consecutive conference titles and NCAA appearances. The Tigers will rely heavily on its two returning starters this year, junior forward Chris Mooney, and sophomore center Rick Hielscher. Mooney, who has started 55 consecutive games for the Tigers, was Princeton's second leading scorer and rebounder a year ago. Hielscher, a Wilmette, Ill., native, led the Tigers in rebounds and assists, and set a school record for blocked shots. Junior guard Mike Brennan, who filled in as a starter at times last year, will co-captain the squad along with Mooney.

Starters Returning/Lost: 2/3
Lettermen Returning/Lost: 9/4

Princeton Roster

Player	Ht.	Wt.	Yr.	Pos.	Hometown	1991-92 Stats
						ppg/rpg/apg
Mike Brennan**	6-0	170	Jr.	G	Elizabeth, N.J.	2.4/1.7/0.8
Galen Crique*	6-4	200	Jr.	F	Essex Fells, N.J.	0.6/0.4/0.6
Chris Doyal	6-5	215	Fr.	F	San Antonio, Tex.	
Steve Eidle*	5-9	150	So.	F	Boyetown, Pa.	1.0/0.2/0.2
Tom Garry	6-3	180	Fr.	G	Elgin, Ill.	
Ben Hart	6-6	185	Fr.	F	San Antonio, Tex.	
Rick Hielscher*	6-8	205	So.	C	Wilmette, Ill.	10.3/5.1/2.4
Peter LaMantia	6-1	160	So.	G	Floral Park, N.Y.	
Kevin McGee	6-3	175	Fr.	G	Liverpool, N.Y.	
Mike McLochlin	6-3	160	Fr.	G	Dallas, Tex.	
Chris Mooney**	6-6	205	Jr.	F	Philadelphia, Pa.	10.4/3.9/1.9
Chris Pavlic***	6-3	210	Sr.	F	Sherborn, Mass.	2.9/1.0/0.3
Brendan Pocock*	6-7	245	So.	C	Eugene, Ore.	1.0/1.4/0.4
Jesse Rosenfeld	6-8	205	Fr.	F	New York, N.Y.	
Norbert Valis**	6-7	215	Jr.	F	Allison Park, Pa.	2.5/0.8/0.3
Chris Yetman**	6-2	185	Jr.	G	Port Monmouth, N.J.	2.2/1.6/0.4

* letters earned



Head Coach:
Pete Carril



Athletic Director:
Robert J. Myslik



Basketball SID:
Mark Panus

1992-93 Schedule

(1991-92: 22-6 overall; 12-2 conference, 1st place)

Dec. 1	at Lafayette	Jan. 27	LA SALLE
Dec. 4-5	Diet Pepsi Tournament of Champions (Charlotte, N.C.)	Jan. 30	at Pennsylvania
		Feb. 5	at Yale
		Feb. 6	at Brown
Dec. 8	LOYOLA (Md.)	Feb. 12	CORNELL
Dec. 11-12	Illini Classic	Feb. 13	COLUMBIA
Dec. 16	North Carolina State (The Meadowlands)	Feb. 19	at Dartmouth
		Feb. 20	at Harvard
Dec. 29-30	Oldsmobile Spartan Classic (East Lansing, Mich.)	Feb. 26	at Columbia
		Feb. 27	at Cornell
		Mar. 5	BROWN
Jan. 5	at Rutgers	Mar. 6	YALE
Jan. 8	HARVARD	Mar. 9	PENNSYLVANIA
Jan. 9	DARTMOUTH		
Jan. 25	WASHINGTON & JEFFERSON		

SERIES HISTORY VS. ILLINOIS

Games: 5 **Illinois Wins:** 4 **Princeton Wins:** 1

At Illinois: Illinois leads 4-0

At Princeton: Princeton leads 1-0

At Neutral Sites: 0-0

Lou Henson's Record vs. Princeton While Coaching at Illinois: 1-0

Pete Carril's Record vs. Illinois While Coaching at Princeton: 0-1

Illinois' Largest Winning Margin: 26, Dec. 13, 1986, at Champaign, 81-55

Princeton's Largest Winning Margin: 3, Dec. 18, 1965, at Chicago, 84-81

PURDUE

UNIVERSITY OF ILLINOIS


THE OPPONENTS

OF ILLINOIS

Thursday, Feb. 25 at Champaign

PERTINENT FACTS

President: Dr. Stephen C. Beering
Enrollment: 36,163
Arena/Capacity: Mackey Arena/14,125
Nickname: Boilermakers
Colors: Old Gold and Black
Conference: Big Ten
Athletic Director: John Hicks (interim)
Athletic Department Phone: (317) 494-3189
Sports Information Mailing Address:
 Athletic Public Relations
 Purdue University
 Rm. 15 Mackey Arena
 West Lafayette, Ind. 47907
Telephone: (317) 494-3200
Fax: (317) 494-5447
Pressbox Phone: (317) 494-6364



Head Coach:
Gene Keady



Interim Athletic
Director:
John Hicks



Sports Information
Director:
Mark Adams

Sports Information Director/Home Phone: Mark Adams/(317) 463-0102
Men's Basketball Contact/Home Phone: Mark Adams/(317) 463-0102

BOILERMAKERS BASKETBALL STAFF

Head Coach: Gene Keady (Kansas State, 58)
Collegiate Coaching Record: 288-139 (14 years)
Record at Purdue: 250-120 (12 years)
Record at Purdue vs. Illinois: 11-13
Assistant Coaches: Bruce Weher (Wisconsin-Milwaukee, 1978), Frank Keddick (Purdue, 1974), Tom Reiter (Wisconsin, 1975)
Basketball Office Telephone: (317) 494-3214

PURDUE SCOUTING REPORT

Outlook: Purdue is a team that lost only two players from last year's 18-15 squad. Unfortunately, those two, Woody Austin and Craig Riley, combined for 43 percent of Purdue's scoring last year. One player who can make up some of that lost offense is sophomore Gleon Robinson. Robinson, who was a Proposition 48 casualty last year, was ranked just below Michigan's Chris Webber as one of the top prep players in the nation two years ago. Iao Stanback, who led the Boilermakers in rebounding last season, heads the list of returners. Stanback started all but three of Purdue's games last year, and was the fourth-leading scorer on the team. The third-leading scorer was guard Matt Waddell, who started half of the games last year, shooting over 51 percent from the field. Line Darner will be the main long-range threat, while Cuonzo Martin will have to both score and rebound from the small forward spot.

Starters Returning/Lost: 3/2
Lettermen Returning/Lost: 8/3

Illinois returnees vs. Purdue

	G/GS	PPG	RPG	APG	Best Performance
R. Bennett	2/2	1.0	4.0	—	2 pts., 3 rebs. at W. Lafayette, 2/11/92
R. Clemons	4/4	10.5	3.3	4.3	18 pts., 6 ast. at home, 1/8/92
A. Kaufmann	4/3	14.8	2.5	1.5	32 pts., 5 reb. at home, 1/5/91
T. Michael	4/2	9.3	2.8	1.0	20 pts., 4 reb., 3-of-5 threes at home, 1/8/92
B. Taylor	5/0	3.8	4.0	1.8	8 pts., 4 reb. at W. Lafayette, 2/6/91
D. Thomas	4/3	18.5	6.3	0.8	32 pts., 8 reb. at W. Lafayette, 2/11/92
T.J. Wheeler	2/1	9.5	5.5	3.0	13 pts., 7 reb., 6 ast. at W. Lafayette, 2/11/92

Purdue Roster

Player	Ht.	Wt.	Yr.	Pos.	Hometown	1991-92 Stats	
						ppg	rpg/apg
Brandon Brantley*	6-8	200	So.	F	Merrillville, Ind.	1.5	2.2/0.2
Scott Colonna	6-1	152	Fr.	G	Staten Island, N.Y.		
Line Darner**	6-4	182	Jr.	G	Anderson, Ind.	4.5	1.2/1.4
Herb Dove	6-4	175	Fr.	G	Indianapolis, Ind.		Redshirt
Todd Foster	6-2	185	Fr.	G	Washington, Ill.		Redshirt
Paul Gilvydis	6-8	210	Fr.	F	Farmington Hills, Mich.		
Justin Jennings	6-6	190	Fr.	F	Grand Rapids, Mich.		
Cuonzo Martin*	6-6	190	So.	F	East St. Louis, Ill.	5.8	3.3/1.5
Cornelius McNary**	6-9	218	Jr.	C	Matteson, Ill.	2.4	2.2/0.2
Matt Painter***	6-6	193	Sr.	G	Muncie, Ind.	3.3	1.4/1.5
Porter Roberts	6-3	175	Fr.	G	Chattanooga, Tenn.		
Glenn Robinson	6-9	208	So.	F	Gary, Ind.		
Tim Spiker*	6-0	175	So.	G	Morgantown, W. Va.	0.4	0.1/
Iao Stanback**	6-7	215	Jr.	F	East St. Louis, Ill.	8.4	5.8/1.8
Matt Waddell*	6-4	170	So.	G	Tipton, Ind.	8.7	2.2/3.4
Kenny Williams	6-9	250	Jr.	C	Chicago, Ill.		

* letters earned

1992-93 Schedule

(1991-92: 18-15 overall; 8-10 Big Ten, T-6th place)

Nov. 28	Connecticut (at Springfield, Mass.)	Jan. 19	INDIANA
Dec. 4-5	BOILERMAKER INVITATIONAL	Jan. 28	at Northwestern
Dec. 12	LOYOLA	Jan. 30	MICHIGAN STATE
Dec. 19	INDIANA STATE	Feb. 3	at Ohio State
Dec. 22	at Southwest Missouri State	Feb. 7	at Michigan
Dec. 28-29	Sun Bowl Classic (El Paso, Texas)	Feb. 10	MINNESOTA
Jan. 2	BUTLER	Feb. 13	at Wisconsin
Jan. 7	MICHIGAN	Feb. 21	at Indiana
Jan. 9	at Minnesota	Feb. 25	at Illinois
Jan. 13	WISCONSIN	Feb. 27	NORTHWESTERN
Jan. 16	at Penn State	Mar. 3	at Michigan State
		Mar. 6	IOWA
		Mar. 11	PENN STATE
		Mar. 13 or 14	OHIO STATE

SERIES HISTORY VS. ILLINOIS

Games: 141
 At Illinois: Illinois leads 48-23
 At Purdue: Purdue leads 48-22
 At Neutral Sites: 0-0
 Lou Henson's Record vs. Purdue While Coaching at Illinois: 16-18
 Gene Keady's Record vs. Illinois While Coaching at Purdue: 11-13
 Illinois' Largest Winning Margin: 44 February 21, 1968, at Champaign '98-54
 Purdue's Largest Winning Margin: 34 February 14, 1970, at W. Lafayette.

TEXAS

Saturday, Dec. 26 at Austin

PERTINENT FACTS

President: TBA
 Enrollment: 49,961
 Arena/Capacity: Erwin Center /16,231
 Nickname: Longhorns
 Colors: Burnt Orange and White
 Conference: Southwest
 Athletic Department Phone: (512) 471-6040
 Sports Information Mailing Address:
 P.O. Box 7399
 Austin, TX 78713
 Telephone: (512) 471-7437
 Fax: (512) 471-6040
 Pressbox Phone: (512) 471-4246



Sports Information Director/Home Phone: Bill Little/(512) 335-9572
 Men's Basketball Contact/Home Phone: Dave Saba/(512) 450-1235

LONGHORNS BASKETBALL STAFF

Head Coach: Tom Penders (Connecticut '67)
 Collegiate Coaching Record: 365-248 (21 years)
 Record at Texas: 95-39 (4 years)
 Record at Texas vs. Illinois: 0-0
 Assistant Coaches: Eddie Oran (Francis Marion '73), Vic Trifli (Midwestern State '76), Melvin Haralson (Auburn '89)
 Basketball Office Telephone: (512) 471-5816
 Best Opportunity to Reach Head Coach: 10 am to 12 noon

UT SCOUTING REPORT

Outlook: Last season, Texas coach Tom Penders took a team of 11 freshmen and sophomores and managed to mold it into a Southwest Conference co-champion and NCAA Tournament-caliber team by March. In 1993, Penders must turn the same trick to send Texas to its fifth-consecutive NCAA Tournament. With just one senior, second-year transfer Mike Richardson, Penders and his staff must once again work their magic with a roster that features five juniors, five sophomores and two freshmen.

Starters Returning/Lost: 3/2
 Lettermen Returning/Lost: 8/2

Texas Roster

Player	Ht.	Wt.	Yr.	Pos.	Hometown	1990-91 Stats
						ppg/rpg/apg
Albert Burditt**	6-8	235	Jr.	C/F	Austin, Texas	6.9/8.7
Michael Chaplin	6-7	225	So.	F	Brooklyn, N.Y.	0.3/0.6
Al Coleman	6-1	175	Fr.	G	Houston, Tex.	
Lamont Hill	6-1	170	So.	G	Lancaster, Tex.	
Gerrald Houston**	6-8	235	Jr.	C/F	Atlanta, Ga.	1.8/1.9
Corey Lockridge**	6-10	200	Jr.	C/F	Abilene, Tex.	1.0/2.4
Tommy Penders	6-1	175	So.	G	Austin, Tex.	0.3/0.2
Sheldon Quarles	6-10	200	Fr.	F/C	Ft. Worth, Tex.	
Terrence Rencher*	6-3	180	So.	G	Bronx, N.Y.	19.1/4.3
Michael Richardson***	6-3	190	Sr.	G	Lafayette, La.	7.8/2.7
Jesse Sandstad	6-7	205	Fr.	F	Dallas, Tex.	
Al Segova*	6-7	215	So.	F	Tuskegee, Ala.	1.3/1.0
B.J. Tyler*	6-1	170	Jr.	G	Port Arthur, Tex.	18.3/2.8
Tony Watson**	6-3	180	Jr.	G	Pflugerville, Tex.	8.6/2.5

* letters earned



Head Coach:
Tom Penders



Athletic Director:
DeLoss Dodds



Sports Information
Director:
Bill Little

1992-93 Schedule

(1991-92: 23-12 overall; 11-3 Southwest, T-1st place)

Dec. 1	at Oral Roberts	Jan. 30	at Rice
Dec. 4-5	Diet Pepsi Tournament of Champions (Charlotte, N.C.)	Feb. 3	at Texas Christian
Dec. 19	at Utah	Feb. 7	at Louisiana State
Dec. 22	STEPHEN F. AUSTIN	Feb. 10	TEXAS A&M
Dec. 26	ILLINOIS	Feb. 13	at Georgia
Dec. 29-30	All-College Tournament (Oklahoma City, Okla.)	Feb. 16	VIRGINIA COMMONWEALTH
Jan. 5	RICE	Feb. 20	at Baylor
Jan. 10	SMU	Feb. 22	at Texas A&M
Jan. 14	at Houston	Feb. 25	at Texas Tech
Jan. 16	BAYLOR	Feb. 27	HOUSTON
Jan. 19	at Murray State	Mar. 3	TCU
Jan. 23	TEXAS TECH	Mar. 6	Southern Methodist
		Mar. 12-14	SWC Tournament

SERIES HISTORY VS. ILLINOIS

First meeting

WISCONSIN

Wednesday, Jan. 27 at Champaign
Sunday, Feb. 28 at Madison

PERTINENT FACTS



Chancellor: Donna E. Shalala
Enrollment: 43,000
Arena/Capacity: Wisconsin Field House/11,895
Nickname: Badgers
Colors: Cardinal & White
Conference: Big Ten
Athletic Department Phone: (608) 262-1866
Sports Information Mailing Address:
 1440 Monroe Street
 Madison, WI 53711
Telephone: (608) 262-1811
Fax: (608) 262-8184
Pressbox Phone: (608) 262-7869

Sports Information Director/Home Phone: Steve Malchow/(608) 238-8199
Men's Basketball Contact/Home Phone: John Estes/(608) 836-5405

BADGERS BASKETBALL STAFF

Head Coach: Stu Jackson (Seattle '78)
Collegiate Coaching Record: First year
Record at Wisconsin: First year
Assistant Coaches: Ray McCallum (Ball State '83), Stan Van Gundy (SUNY-Brockport '81), Sean Miller (Pittsburgh '92)
Basketball Office Telephone: (608) 262-4597
Best Opportunity to Reach Head Coach: Mornings

UW SCOUTING REPORT

Outlook: Badger fans finally have reason to be excited about their team's future, with their top players returning for two more years, and a new coach. The main reason for excitement should be the return of the Big Ten's best backcourt, junior Tracy Webster and sophomore Michael Finley. Those two accounted for 41 percent of Wisconsin's points last year. Webster set school records last year for assists (151), three-point field goals (75), and three-point percentage (.490). Finley, a tremendous all-around player, is an emerging superstar. He showed flashes of brilliance to come in a 30-point, 13-rebound effort against Michigan last year. Junior Carlton McGee, Wisconsin's other double-digit scorer last year, will hold down one of the forward positions. He will be joined by senior Louis Ely and sophomore Brian Kelley. New coach Stu Jackson's uptempo style of play should be able to showcase his team's good quickness, and, possibly help hide the fact that the Badgers don't have much of an inside game.

Starters Returning/Lost: 4/1
Lettermen Returning/Lost: 10/4

Wisconsin Roster

Player	Ht.	Wt.	Yr.	Pos.	Hometown	1991-92 Stats ppg/rpg/apg
Adam Carl	5-11	167	Jr.	G	Northbrook, Ill.	Transfer
Louis Ely**	6-7	199	Sr.	F	Harvey, Ill.	6.5/3.3/0.2
Michael Finley*	6-7	192	So	G	Maywood, Ill.	12.3/4.9/2.7
Damon Harrell***	6-9	224	Sr.	C	Madison, Wis.	2.0/1.4/0.4
Jason Johnson**	6-2	190	Jr.	G	New Hope, Minn.	0.3/0.5/0.3
Grant Johnson**	7-0	244	Jr.	C	Plymouth, Minn.	2.9/3.2/0.3
Brian Kelley*	6-7	236	So.	F	Decatur, Ga.	1.6/1.2/
Andy Kilbride*	6-3	184	So.	G	Kankakee, Ill.	2.1/0.3/0.3
Otto McDuffie	6-5	215	Fr.	F	Milwaukee, Wis.	
Carlton McGee**	6-6	208	Jr.	F	Milwaukee, Wis.	10.6/4.4/1.0
Howard Moore	6-6	196	So.	F	Chicago, Ill.	1.8/2.4/0.2
Jeff Petersen*	6-10	238	Jr.	C	Mequon, Wis.	Transfer
Greg Timmerman	6-10	234	Fr.	C	Cuba City, Wis.	
Tracy Webster*	5-11	178	Jr.	G	Harvey, Ill.	17.3/3.7/4.9

* letters earned



Head Coach:
Stu Jackson



Athletic Director:
Pat Richter



Sports Information Director:
Steve Malchow

1992-93 Schedule

(1991-92: 13-18 overall; 4-14 Big Ten, 9th place)

Dec. 1	at Loyola	Jan. 27	at Illinois
Dec. 5	WISCONSIN-GREEN BAY	Jan. 30	at Penn State
Dec. 8	BETHUNE-COOKMAN	Feb. 3	NORTHWESTERN
Dec. 12	WISCONSIN-MILWAUKEE	Feb. 10	at Michigan
Dec. 14	CHARLESTON SOUTHERN	Feb. 13	PURDUE
Dec. 29	ALCORN STATE	Feb. 18	at Minnesota
Dec. 31	FAIRFIELD	Feb. 20	at Ohio State
Jan. 2	at Marquette	Feb. 24	MICHIGAN STATE
Jan. 9	MICHIGAN	Feb. 28	ILLINOIS
Jan. 13	at Purdue	Mar. 3	PENN STATE
Jan. 16	MINNESOTA	Mar. 6	at Northwestern
Jan. 20	OHIO STATE	Mar. 10	at Iowa
Jan. 23	at Michigan State	Mar. 13 or 14	INDIANA

Illinois returnees vs. Wisconsin

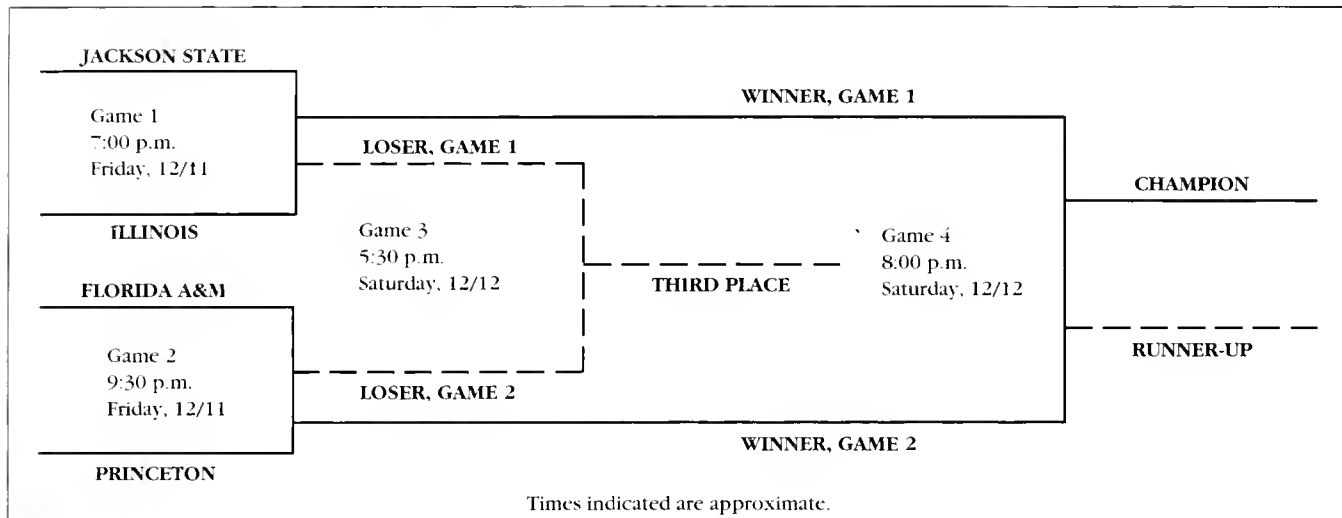
	G/GS	PPG	RPG	APG	Best Performance
R. Bennett	2/1	3.0	2.5	—	4 pts., 3 reb. at Madison, 2/20/92
R. Clemons	4/3	13.8	2.3	2.8	16 pts., 5 ast. at home, 1/22/92
A. Kaufmann	4/3	11.5	2.3	2.3	19 pts., 5 ast., 4 reb. at Madison, 3/6/91
T. Michael	4/2	8.5	3.0	1.0	17 pts., 4-of-6 threes at Madison, 2/20/92
B. Taylor	6/1	2.3	3.0	1.8	5 pts., 5 ast., 5 reb. at home, 1/22/92
D. Thomas	4/4	17.5	6.8	0.3	22 pts., 8 reb. at home, 1/22/92
T.J. Wheeler	2/2	14.5	4.0	2.0	16 pts., 6 reb., 2-of-4 threes at Madison, 2/20/92

SERIES HISTORY VS. ILLINOIS

Games: 148 **Illinois Wins:** 92 **Wisconsin Wins:** 56
At Illinois: Illinois leads 57-15
At Wisconsin: Wisconsin leads 11-35
At Neutral Sites: 0-0
Lou Henson's Record vs. Wisconsin While Coaching at Illinois: 28-6
Stu Jackson's Record vs. Illinois While Coaching at Wisconsin: 0-0
Illinois' Largest Winning Margin: 39, Feb. 16, 1959 at Champaign, 93-54
Wisconsin's Largest Winning Margin: 34, Feb. 1, 1907 at Madison, 47-13

ILLINI CLASSIC

December 11-12 at Champaign



Individual Records: Championship Game

Most Points — 32, Mike Jones (12 FG, 5 FT) Auburn vs. Illinois, 1987
Most Field Goals — 14, Chris Morris, Auburn vs. Illinois, 1987
Most Field Goal Attempts — 26, Mike Jones, Auburn vs. Illinois, 1987
Most Free Throws — 12, Efre Winters, Illinois vs. New Mexico St., 1984
Best Free Throw Percentage (Minimum 10 attempts) — 1.000 (12-12), Efre Winters, Illinois vs. New Mexico State, 1984
Most Rebounds — 15, Chris Morris, Auburn vs. Illinois, 1987
Most Assists — 12, Terrance Howard, Auburn vs. Illinois, 1987

Individual Records: Tournament

Most Points — 53, James Campbell (31/22), Oklahoma City, 1981
Most Field Goals — 25, James Campbell (15/10), Oklahoma City, 1981
Most Field Goal Attempts — 51, Mike Jones, Auburn, 1987
Most Free Throws — 17, Andy Kaufmann (6/11), Illinois, 1990; 14, Mark Smith (4/10), Illinois, 1980; Efre Winters (2/12), Illinois, 1984
Most Free Throw Attempts — 19, Andy Kaufmann (8/11), Illinois, 1990; 16, Mark Smith (5/11), Illinois, 1980; Rudy Woods (4/12), Texas A&M, 1981
Best Free Throw Percentage (minimum 10 attempts) — 1.000, Efre Winters (14-14), Illinois, 1984
Most Rebounds — 24, Anthony Welch (17/7), Illinois, 1982
Most Assists — Tie, 17, Rennie Clemons, (12/5), Illinois, 1990; 17, Terrance Howard (5/12), Auburn, 1987

Team Records: Championship Game

Most Points:
 Winning Team — 115, Illinois vs. Utah State, 1985
 Losing Team — 103, Auburn vs. Illinois, 1987
 Two Teams — 210, Illinois (107) vs. Auburn (103)
Margin:
 Widest — 51, Illinois vs. Utah St. (115 — 64), 1985
 Smallest — 3, Oregon St. vs. Long Beach (75 — 72); Illinois vs. Illinois St. (67 — 60), 1982

Field Goals:
 Most Made — 48, Illinois vs. Utah St., 1985
 Most Attempted — 83, Metro State vs. Illinois, 1989
 Best Percentage — .635, Illinois vs. Princeton, 1986

Free Throws:
 Most Made — 27, Illinois vs. Oklahoma, 1980; Illinois vs. New Mexico St., 1984
 Most Attempted — 36, Illinois vs. New Mexico St., 1984
 Best Percentage — .800, Illinois St. (8-10), vs. Illinois, 1979

Rebounds:
 Most — 56, Illinois vs. Utah St., 1985

Team Records: Tournament

Points:
 Most — 219, Illinois (112/107), 1988
 Fewest Allowed — 96, Illinois (49/47), 1983

Field Goals:
 Most Made — 86, Illinois (39/47), 1987
 Most Attempted — 156, Illinois (72/84), 1987
 Best Percentage — .654, Illinois (64/108), 1986

Free Throws:
 Most Made — 45, Illinois (27/18), 1988; 67, Illinois (37/30), 1990
 Most Attempted — 71, USC (21/50), 1988; 80, Illinois (37/43), 1990
 Best Percentage — .818, UI — Chicago, 1986; .838, Illinois, 1990

Rebounds:
 Most — 103, Illinois (59/44), 1985

Illini Classic Results and All-Tournament Teams

1979

ILLINOIS 94, Kentucky State 65
 Illinois State 64, Eastern Illinois 59
 Eastern Illinois 65, Kentucky State 59
 ILLINOIS 47, Illinois State 40

ALL-TOURNAMENT TEAM:

Ron Jones, Illinois State (MVP); EDDIE JOHNSON, ILLINOIS; MARK SMITH, ILLINOIS; Craig DeWitt, Eastern Illinois; Bruce Coles, Kentucky State

1980

ILLINOIS 84, Ohio University 54
 Oklahoma 53, Bradley 52 (OT)
 Bradley 84, Ohio University 56
 ILLINOIS 93, Oklahoma 63

ALL-TOURNAMENT TEAM:

MARK SMITH, ILLINOIS (MVP); JAMES GRIFFIN, ILLINOIS; EDDIE JOHNSON, ILLINOIS; Mitchell Anderson, Bradley; Chuck Barnett, Oklahoma

1981

ILLINOIS 72, Army 37
 Texas A&M 89, Oklahoma City 77
 Oklahoma City 77, Army 52
 ILLINOIS 76, Texas A&M 63

ALL-TOURNAMENT TEAM:

JAMES GRIFFIN, ILLINOIS (MVP); PERRY RANGE, ILLINOIS; CRAIG TUCKER, ILLINOIS; James Campbell, Oklahoma City; Claude Riley, Texas A&M

1982

ILLINOIS 79, Southern Illinois 61
 Illinois State 61, Bowling Green 57 (CT)
 Southern Illinois 74, Bowling Green 62
 ILLINOIS 67, Illinois State 60

ALL-TOURNAMENT TEAM:

ANTHONY WELCH, ILLINOIS (MVP); DEREK HARPER, ILLINOIS; Ken Byrd, Southern Illinois; Colin Irish, Bowling Green; Rick Lamb, Illinois State

1983

ILLINOIS 65, Western Illinois 49
 Southern Mississippi 79, Eastern Illinois 65
 Eastern Illinois 73, Western Illinois 70
 ILLINOIS 78, Southern Mississippi 47

ALL-TOURNAMENT TEAM:

EFREM WINTERS, ILLINOIS (MVP); DOUG ALTENBERGER, ILLINOIS; GEORGE MONTGOMERY, ILLINOIS; Jon Collins, Eastern Illinois; J D Dykstra, Western Illinois

1984

ILLINOIS 72, Columbia 48
 New Mexico State 75, American 69
 American 70, Columbia 56
 ILLINOIS 93, New Mexico State 55

ALL-TOURNAMENT TEAM:

EFREM WINTERS, ILLINOIS (MVP); GEORGE MONTGOMERY, ILLINOIS; Frank Ross, American; Mark Settles, Columbia; Gerald Wright, New Mexico State

1985

ILLINOIS 79, Eastern Kentucky 56
 Utah State 75, Murray State 74
 Murray State 63, Eastern Kentucky 61
 ILLINOIS 115, Utah State 64

ALL-TOURNAMENT TEAM:

SCOTT MEENTS, ILLINOIS; TONY WYSINGER, ILLINOIS; Antonio Parris, Eastern Kentucky; Greg Grant, Utah State; Chuck Glass, Murray State

1986

ILLINOIS 92, Baylor 68
 Princeton 71, Illinois-Chicago 60
 Baylor 80, Illinois-Chicago 63
 ILLINOIS 81, Princeton 55

ALL-TOURNAMENT TEAM:

KEN NORMAN, ILLINOIS (MVP); DOUG ALTENBERGER, ILLINOIS; Darryl Middleton, Baylor; Michael Williams, Baylor; Dave Orlandini, Princeton

1987

ILLINOIS 109, Illinois-Chicago 53
 Auburn 70, San Jose State 65
 San Jose State 65, Illinois-Chicago 54
 ILLINOIS 107, Auburn 103 (OT)

ALL-TOURNAMENT TEAM:

KENNY BATTLE, ILLINOIS (MVP); KENDALL GILL, ILLINOIS; GLYNN BLACKWELL, ILLINOIS; Ricky Berry, San Jose State; Chris Morris, Auburn

1988

ILLINOIS 112, Duquesne 81
 Arkansas-Little Rock 94, Southern Cal 86
 Southern Cal 91, Duquesne 83
 ILLINOIS 107, Arkansas-Little Rock 88

ALL-TOURNAMENT TEAM:

LOWELL HAMILTON, ILLINOIS (MVP); KENNY BATTLE, ILLINOIS; NICK ANDERSON, ILLINOIS; KENDALL GILL, ILLINOIS; James Scott, Arkansas-Little Rock

1989

ILLINOIS 93, Indiana State 59
 Metro State 86, Mississippi 81
 Mississippi 70, Indiana State 64
 ILLINOIS 96, Metro State 62

ALL-TOURNAMENT TEAM:

KENDALL GILL, ILLINOIS (Co-MVP); STEPHEN BARDO, ILLINOIS (Co-MVP); MARCUS LIBERTY, ILLINOIS; Gerald Glass, Mississippi; Shun Tillman, Metro State

1990

ILLINOIS 112, Oregon State 78
 Georgia Southern 84, Long Beach State 67
 Oregon State 75, Long Beach State 72
 ILLINOIS 85, Georgia Southern 67

ALL-TOURNAMENT TEAM:

ANDY KAUFMANN, ILLINOIS (MVP); DEON THOMAS, ILLINOIS; RENNIE CLEMONS, ILLINOIS; Teo Alibegovic, Oregon State; Tony Windless, Georgia Southern

1991

ILLINOIS 69, Hawaii 64
 Washington 61, South Carolina State 47
 Hawaii 73, South Carolina State 67
 ILLINOIS 76, Washington 55

ALL-TOURNAMENT TEAM:

DEON THOMAS, ILLINOIS (MVP); RENNIE CLEMONS, ILLINOIS; TOM MICHAEL, ILLINOIS; Jackie Robinson, South Carolina State; Phil Lott, Hawaii

ALL-TIME SERIES SCORES

ALABAMA-BIRMINGHAM

Date	Ill.	UAB
&11-24-84	52	59

ALASKA-ANCHORAGE

Date	Ill.	UA
12-30-78	92	80

CHICAGO STATE

Date	Ill.	CS
*11-28-84	81	63
*12-4-86	92	78
*12-2-87	86	57
*12-2-89	82	62

DAYTON

Date	Ill.	UD
@3-21-52	80	61
12-21-56	82	65
12-18-64	104	86
*3-15-82	58	61
%3-15-90	86	88

FLORIDA A&M


First Meeting

ILLINOIS-CHICAGO

Date	Ill.	UIC
*12-11-87	109	53
*11-26-88	85	59
*11-29-90	60	71
12-30-91	94	187

INDIANA

Date	Ill.	Ind.	Date	Ill.	Ind.	Date	Ill.	Ind.
*1-20-06	27	24	*2-12-45	71	48	*2-20-71	86	88
2-16-06	7	38	2-28-45	55	65	3-13-71	103	87
*1-25-08	39	12	*2-15-47	59	50	*2-22-72	71	90
*1-9-09	30	2	3-1-47	41	48	2-12-73	66	87
3-6-09	13	23	*1-19-48	46	45	2-9-74	67	107
*2-5-10	30	20	3-1-48	52	51	*2-18-74	83	101
3-5-10	26	12	1-8-49	44	++42	1-27-75	57	73
*1-7-11	32	22	*2-28-49	91	68	*2-24-75	89	112
2-17-11	14	19	*2-13-50	72	83	*1-17-76	55	83
2-7-12	24	25	2-27-50	66	80	2-14-76	48	58
*2-23-12	41	16	1-15-51	53	64	1-8-77	60	80
*3-1-13	29	12	*2-19-51	71	65	*2-17-77	73	69
3-8-13	23	17	*1-14-52	78	66	1-7-78	65	64
*1-6-14	35	6	2-18-52	77	70	*3-2-78	68	77
2-7-14	31	15	1-17-53	70	++74	1-4-79	65	61
*1-11-15	34	13	*2-28-53	79	91	*3-3-79	60	72
1-26-15	20	4	3-6-54	64	67	1-31-80	54	60
*1-13-23	31	22	*1-8-55	99	75	*2-9-80	89	68
2-12-23	24	31	1-14-56	96	72	1-10-81	61	78
*1-17-25	34	24	*2-6-56	92	89	*3-5-81	66	69
2-23-25	24	30	*1-14-57	112	91	*1-21-82	53	54
2-19-26	21	20	3-4-57	76	84	2-11-82	60	73
*3-6-26	25	28	1-11-58	82	89	*1-13-83	55	69
1-21-28	29	44	*3-3-58	86	96	3-5-83	55	67
*3-6-28	23	27	2-9-59	89	83	1-11-84	68	+73
*1-8-29	20	16	*2-21-59	100	98	*3-4-84	70	53
2-23-29	22	32	*2-22-60	78	92	*1-27-85	52	41
*1-17-31	34	35	2-25-61	82	93	2-21-85	66	50
2-23-31	39	25	*2-3-62	96	85	1-25-86	69	71
1-11-32	30	22	3-5-62	92	104	*2-20-86	60	61
*3-7-32	33	32	*2-4-63	104	101	1-28-87	66	69
*2-10-34	28	25	2-16-63	100	103	*3-1-87	69	67
2-24-34	24	36	2-3-64	96	104	*2-6-88	74	75
*1-5-35	28	32	*1-4-65	86	81	2-29-88	75	65
1-14-35	29	42	1-8-66	98	84	*1-28-89	75	65
*1-11-37	40	31	*2-12-66	77	81	3-5-89	70	67
2-20-37	42	25	2-20-67	81	96	*2-4-90	70	65
1-4-38	46	51	*3-4-67	80	70	3-11-90	69	63
*3-4-38	35	+45	*1-9-68	60	+61	1-2-91	74	109
*1-9-39	28	29	3-1-69	77	64	*3-10-91	58	70
1-6-40	36	38	*1-6-70	94	74	*2-4-92	65	76
*1-11-41	38	48	3-3-70	85	75	3-1-92	70	76
2-9-42	36	41						



Brooks Taylor has averaged 5.0 points and an Illinois best 3.7 assists per game in contests vs. Indiana.

* at Champaign
 ** at Los Angeles
 @ at Chicago

at Maui Classic
 I at Portland
 & at Anchorage

% at Austin
 + overtime
 - at St. Louis

at Kansas City

IOWA

Date	Ill.	Iowa	Date	Ill.	Iowa	Date	Ill.	Iowa
2-14-08	36	46	*1-20-51	69	53	*2-23-74	91	84
*1-28-13	35	9	2-9-52	68	73	1-4-75	70	95
2-23-24	26	14	*2-23-52	78	62	*3-8-75	70	73
*2-29-24	38	19	*2-14-53	80	63	1-3-76	60	84
*1-24-25	23	15	2-21-53	62	67	*3-6-76	70	82
2-27-25	25	33	*1-18-54	70	79	*1-15-77	81	+84
1-22-27	40	33	2-20-54	74	51	2-24-77	64	76
2-12-27	24	26	1-17-55	80	92	1-26-78	70	61
1-13-28	30	36	*2-21-55	70	89	*2-18-78	77	76
*2-24-28	27	41	3-3-56	72	96	1-25-79	52	58
2-14-31	26	23	*1-7-57	81	70	*2-17-79	53	67
*2-28-31	31	13	*1-6-58	88	70	*1-3-80	71	72
2-27-33	27	30	2-22-58	79	83	3-1-80	71	75
*3-4-33	44	16	*1-12-59	103	97	*1-31-81	79	66
1-15-34	14	36	2-28-59	72	70	2-7-81	66	72
*2-26-34	35	31	*2-27-60	85	70	1-9-82	50	56
1-4-36	26	27	1-16-61	71	78	*3-4-82	73	+67
*2-10-36	36	14	2-10-62	91	81	*2-3-83	62	61
*1-16-37	42	28	*3-3-62	78	88	2-12-83	66	68
2-27-37	40	29	1-5-63	85	76	2-2-84	54++	52
*2-6-39	34	26	*3-9-63	73	69	*2-12-84	73	53
3-2-40	47	62	1-11-64	87	70	1-5-85	60	64
*2-17-41	56	53	*3-9-64	90	67	*3-7-85	59	+53
*1-19-42	42	35	*2-23-65	97	80	1-4-86	59	60
3-2-42	32	46	3-6-65	84	94	3-6-86	53	57
*1-16-43	61	41	*3-5-66	106	90	*1-14-87	88	+91
*1-18-43	66	34	2-7-67	89	96	2-14-87	61	66
1-21-44	51	56	*2-3-68	66	63	1-21-88	79	93
1-22-44	44	53	3-2-68	56	61	*3-6-88	94	81
*1-26-45	43	42	*2-8-69	98	69	2-5-89	82	86
3-3-45	37	43	2-25-69	53	74	*3-8-89	118	94
12-22-45	39	41	*2-17-70	81	83	1-29-90	67	69
*2-23-46	57	51	2-2-71	84	92	*3-4-90	118	85
*2-8-47	45	36	*2-15-72	84	+87	*1-28-91	53	50
2-9-48	61	70	*3-7-72	91	84	2-23-91	79	74
*2-21-49	80	49	*1-13-73	80	78	1-15-92	69	74
2-11-50	65	70	3-10-73	76	93	*2-23-92	77	+72
1-8-51	72	69						

JACKSON STATE

First Meeting

MARQUETTE

Date	Ill.	MU	Date	Ill.	MU	Date	Ill.	MU
12-31-40	40	32	*12-4-50	66	47	*12-14-59	89	77
*12-9-41	45	43	*12-31-51	68	57	12-17-60	87	96
*12-11-46	73	40	*12-2-57	100	90	*12-27-79	78	80
1-28-47	88	66	12-6-58	53	69	12-13-80	69	68

MERCER

First Meeting

MICHIGAN

Date	Ill.	Mich.	Date	Ill.	Mich.	Date	Ill.	Mich.
2-1-19	27	23	1-13-45	55	37	*2-3-73	76	75
*3-10-19	18	22	1-5-46	48	49	2-26-73	96	89
*1-16-20	41	14	*2-9-46	49	44	*2-2-74	77	101
3-1-20	28	21	2-24-47	45	36	*1-2-75	84	++86
2-26-21	18	24	*2-7-48	57	66	3-3-75	75	77
*3-7-21	26	28	3-7-49	53	70	*1-26-76	76	75
*1-16-22	20	17	*2-18-50	70	60	2-23-76	75	90
2-25-22	16	42	*1-13-51	68	47	1-22-77	61	66
1-16-23	13	30	*1-12-52	67	51	*3-3-77	72	87
*2-26-23	20	27	*12-15-53	96	66	*1-14-78	65	61
1-14-24	23	24	2-9-53	92	62	2-23-78	96	107
*3-8-24	23	20	*2-6-54	87	68	*1-27-79	54	56
1-18-26	31	29	2-27-54	79	61	2-3-79	65	74
*2-26-26	24	33	2-7-55	81	80	*1-17-80	80	69
1-17-27	24	25	*2-28-55	81	75	2-14-80	76	78
*2-25-27	26	30	*2-13-56	89	66	1-22-81	76	+80
1-14-29	17	21	2-16-57	89	102	*2-19-81	67	64
*2-18-29	27	24	2-8-58	81	88	*1-30-82	79	61
1-13-30	24	18	*3-1-58	88	75	2-6-82	53	58
*3-1-30	30	17	*2-2-59	85	87	1-19-83	87	74
1-18-32	16	28	3-2-59	95	101	*2-17-83	91	71
*2-20-32	29	23	2-6-60	75	61	*1-28-84	75	++66
*1-19-33	22	17	*2-29-60	90	61	2-16-84	60	62
1-14-33	30	35	*1-14-61	88	64	*1-10-85	64	+58
*1-19-35	34	22	*3-6-61	66	7	2-9-85	45	57
3-4-35	36	22	*1-6-62	91	71	1-8-86	59	61
*2-24-36	37	42	3-2-63	81	84	*2-8-86	83	+79
3-2-36	22	35	*2-8-64	82	93	*1-3-87	95	84
1-18-38	37	45	2-29-64	83	89	3-4-87	89	75
*2-28-38	36	32	1-9-65	83	89	1-28-88	64	76
*1-7-39	30	20	*2-27-65	79	80	*3-9-88	85	74
2-13-39	35	28	2-1-66	99	93	*1-14-89	96	84
1-15-40	48	43	*1-14-67	99	93	3-11-89	89	73
*2-24-40	51	28	*2-13-68	65	67	8-4-89	81	83
*1-13-41	47	41	2-20-68	72	64	*1-15-90	70	74
2-22-41	31	47	2-11-69	87	92	2-11-90	79	93
1-10-42	44	40	*2-22-69	100	92	1-26-91	72	67
*2-14-42	52	29	1-17-70	75	73	*2-28-91	68	65
*1-9-43	47	34	*3-2-71	74	75	*1-18-92	61	68
1-8-44	45	52	*1-11-72	70	75	3-14-92	59	68
*1-6-45	38	43	2-12-72	83	105			

* at Champaign
 ** at Los Angeles
 @ at Chicago

at Maui Classic
 I at Portland
 & at Anchorage

% at Austin
 + overtime
 - at St. Louis

at Kansas City

MICHIGAN STATE

Date	Ill.	MSU	Date	Ill.	MSU	Date	Ill.	MSU
3-5-51	49	43	3-9-68	59	62	1-29-81	71	70
*2-11-52	84	62	2-15-69	70	75	*2-21-81	82	62
1-19-53	76	64	*3-4-69	71	57	*1-16-82	55	51
*3-2-53	66	53	12-29-69	86	77	2-25-82	47	56
1-9-54	59	60	2-24-70	74	67	1-27-83	78	71
*2-14-55	90	72	*3-7-70	76	81	*2-19-83	69	61
*1-2-56	73	65	*1-9-71	89	61	*1-26-84	46	40
2-18-56	96	76	1-16-71	69	67	2-19-84	70	53
*2-9-57	64	70	2-8-72	79	89	*1-12-85	75	63
*2-18-57	83	89	*2-24-73	81	71	2-7-85	56	64
2-15-58	56	69	1-14-74	82	90	*1-21-86	51	58
*1-10-59	96	97	1-28-74	82	93	2-6-86	80	84
*1-16-60	96	88	*2-1-75	60	75	*1-5-87	79	72
2-8-60	77	78	3-1-75	82	96	3-7-87	77	64
*1-30-61	93	92	*1-24-76	63	74	*1-9-88	77	62
2-20-61	80	90	2-21-76	59	69	2-13-88	83	65
1-13-62	66	65	1-20-77	58	67	*1-7-89	71	54
*2-9-63	91	86	*3-5-77	61	62	2-16-89	75	56
*1-4-64	87	66	*1-12-78	70	82	*1-18-90	73	64
2-17-64	82	85	2-25-78	67	89	2-17-90	63	70
2-20-65	113	94	*1-11-79	57	55	*1-17-91	68	71
*3-9-65	121	89	2-24-79	62	76	2-16-91	58	62
2-22-66	66	68	*1-26-80	74	65	1-11-92	75	77
*1-7-67	74	76	2-2-80	59	68	*3-7-92	80	71
*1-6-68	66	56						


MINNESOTA

Date	Ill.	Mn.	Date	Ill.	Mn.	Date	Ill.	Mn.
2-2-06	19	32	*2-25-33	28	30	1-13-68	61	60
*2-28-06	25	27	2-23-35	38	34	*1-4-69	80	58
1-31-07	3	42	*3-2-35	41	29	2-7-70	73	82
*3-1-07	29	36	1-6-36	42	19	*2-28-70	75	73
2-15-08	16	15	*2-22-36	35	33	*2-6-71	93	78
*3-12-08	22	20	*1-17-38	29	41	2-27-71	64	80
1-22-09	17	18	2-12-38	23	28	3-4-72	62	91
*2-10-09	21	20	1-23-39	33	35	*2-19-73	73	82
*3-9-10	9	22	*2-10-40	60	31	2-11-74	61	80
1-20-11	18	17	2-8-41	38	50	*2-25-74	52	72
*3-2-11	22	12	*1-24-42	49	36	1-6-75	47	75
1-12-12	16	22	2-16-42	41	37	*2-3-75	50	56
*2-10-12	13	10	2-13-43	56	35	1-8-76	68	77
*2-8-13	19	12	2-15-43	67	43	*2-2-76	62	72
2-22-13	20	10	*3-3-44	50	32	*1-13-77	69	a83
*1-23-14	18	16	*3-4-44	53	27	2-26-77	70	a72
2-21-14	26	11	2-10-45	57	35	1-19-78	66	70
2-15-15	20	10	*2-19-45	49	48	*2-16-78	69	75
*3-8-15	26	11	*1-6-47	31	34	*2-1-79	67	57
2-21-16	27	22	1-17-48	51	59	2-10-79	59	57
*3-13-16	20	9	*1-29-49	45	44	1-12-80	75	79
1-22-17	11	20	2-4-50	67	57	*2-21-80	60	+58
*2-10-17	18	17	*1-6-51	70	62	3-17-80	63	65
*1-14-18	28	17	1-5-52	52	43	*1-17-81	80	#76
2-25-18	22	35	12-23-52	73	77	2-26-81	59	76
1-27-19	17	36	*2-23-53	83	82	1-23-82	64	57
*3-3-19	9	26	*1-2-54	72	84	*2-20-82	77	65
*1-17-20	31	19	2-12-55	71	+78	1-6-83	49	75
2-23-20	26	20	1-30-56	95	84	*3-13-83	70	+67
1-24-21	23	22	*2-27-56	97	81	*1-5-84	80	53
*2-12-21	24	20	1-5-57	88	91	3-8-84	53	41
2-11-22	29	28	*3-2-57	75	86	1-3-85	58	60
*2-18-22	28	18	*2-17-58	94	87	*3-9-85	82	56
2-2-23	24	21	1-26-59	70	91	*1-2-86	76	57
*2-19-23	25	18	*1-9-60	90	82	3-8-86	73	64
1-5-24	20	36	1-18-60	70	77	*1-17-87	80	58
*3-10-24	31	19	2-4-61	65	60	2-12-87	79	67
*1-11-26	17	8	*2-27-61	76	85	1-7-88	65	+61
3-8-26	21	28	*2-5-62	89	80	*2-11-88	86	50
1-3-27	27	13	2-25-63	81	70	1-26-89	62	69
*2-5-27	36	27	2-15-64	81	92	*3-2-89	63	58
2-11-29	35	32	*2-22-64	86	78	1-6-90	74	91
*3-4-29	32	27	*1-16-65	75	72	*2-8-90	99	72
2-8-30	21	26	2-13-65	90	105	*1-10-91	67	66
*2-15-30	26	22	*2-19-66	100	89	2-10-91	94	74
*2-15-32	23	15	2-26-66	92	94	1-25-92	53	54
2-27-32	26	27	2-11-67	81	93	*2-15-92	74	58
2-18-33	26	22	*2-27-67	84	71			

a-later forfeited to Illinois

MISSOURI

Date	Ill.	Mo.	Date	Ill.	Mo.	Date	Ill.	Mo.
12-21-32	36	24	*12-6-77	96	85	-12-21-85	67	55
*1-3-34	31	27	12-5-78	69	57	-12-23-86	92	74
*12-14-42	51	30	*12-4-79	-66	+67	-12-22-87	75	63
12-18-43	39	29	-12-10-80	84	62	-12-19-88	87	84
##12-16-46	-50	55	-12-8-81	-68	+78	-12-20-89	101	93
*12-4-54	77	49	-12-28-83	66	60	-12-19-90	84	81
12-10-55	-73	74	-12-6-84	65	50	-12-23-91	44	61
12-3-76	-75	76						



Marc Davidson's two trips abroad over the summer improved the sophomore's offensive and defensive skills.

* at Champaign
 ** at Los Angeles
 @ at Chicago

at Maui Classic
 ! at Portland
 & at Anchorage

% at Austin
 + overtime
 - at St. Louis

at Kansas City

NEW MEXICO STATE

Date	Ill.	NM
*12-8-84	93	55
#11-29-86	67	65

NORTHWESTERN

Date	Ill.	NW	Date	Ill.	NW	Date	Ill.	NW
3-7-08	18	13	*1-19-45	51	42	1-13-70	101	80
2-27-09	35	4	2-24-45	45	57	*3-9-71	70	85
2-25-11	26	15	*1-14-46	45	38	1-8-72	67	63
*3-2-12	25	10	2-16-46	43	48	*2-5-72	68	59
*3-9-12	30	19	*1-11-47	55	40	2-5-73	84	77
*2-14-13	23	22	2-22-47	52	51	*3-5-73	77	76
3-15-13	18	20	*1-5-48	52	47	2-16-74	75	86
*2-14-14	35	15	2-28-48	60	43	*1-11-75	64	60
*2-12-16	21	+23	*2-7-49	85	66	2-8-75	47	51
2-29-16	16	25	*2-26-49	81	64	*1-10-76	74	69
*1-12-17	45	17	*1-16-50	76	50	2-7-76	61	55
3-2-17	21	12	3-4-50	69	52	*1-24-77	71	68
*2-9-18	38	22	3-3-51	80	76	2-10-77	65	63
3-2-18	14	29	*3-3-52	95	74	*1-21-78	73	64
*1-17-24	38	18	*1-12-53	83	58	2-9-78	61	72
3-4-24	36	35	3-9-53	86	70	1-6-79	74	56
1-14-25	27	16	1-4-54	66	65	*3-1-79	64	71
*2-12-25	30	20	*3-1-54	84	82	*1-5-80	81	71
1-8-27	27	23	*2-5-55	104	89	2-28-80	90	66
*2-16-27	46	32	3-5-55	81	69	1-8-81	88	64
*2-8-28	32	20	3-5-56	82	83	*3-7-81	98	76
3-1-28	31	39	*2-11-57	104	97	1-7-82	60	50
2-10-30	30	24	*2-1-58	102	98	*3-6-82	85	65
*2-22-30	32	34	3-8-58	72	88	*2-5-83	78	62
*1-12-31	27	29	2-7-59	79	88	2-10-83	55	58
2-16-32	35	28	*3-7-59	81	84	2-4-84	71	52
*1-7-33	27	25	#12-29-59	92	79	*2-8-84	73	49
1-21-33	27	30	3-5-60	84	77	1-19-85	55	43
*1-20-34	34	20	*2-18-61	72	78	*2-14-85	64	42
2-19-34	25	32	*2-12-62	88	70	*1-18-86	72	46
*1-18-36	28	40	3-10-62	73	68	2-13-86	75	52
2-17-36	39	38	1-14-63	78	76	1-10-87	76	69
*1-4-37	38	47	*3-4-63	79	73	*2-5-87	72	43
3-6-37	32	26	*2-1-64	73	71	*1-23-88	79	48
2-25-39	34	36	3-2-65	93	70	3-12-88	79	74
*2-12-40	35	33	*2-7-66	77	80	1-19-89	75	70
1-18-41	42	+41	3-7-66	76	84	*2-11-89	86	69
*2-7-42	41	33	1-10-67	96	104	1-13-90	85	78
2-28-42	63	49	*2-4-67	93	83	*2-14-90	88	75
*2-1-43	68	51	2-10-68	71	78	*2-4-91	73	59
2-27-43	86	44	*2-24-68	62	61	3-2-91	91	81
*2-11-44	29	42	1-11-69	82	+77	2-1-92	43	46
2-25-44	50	47	*3-8-69	78	68	*2-26-92	92	65

OHIO STATE

Date	Ill.	OSU	Date	Ill.	OSU	Date	Ill.	OSU
*1-23-15	24	17	*2-18-44	41	52	*2-18-69	73	57
3-1-15	26	19	*2-19-44	53	54	*1-10-70	77	59
*1-15-16	21	10	*2-16-45	56	41	2-13-71	72	92
3-6-16	28	22	2-23-45	44	60	*2-19-72	64	62
1-8-17	38	14	1-12-46	35	41	2-29-72	70	103
*2-5-17	34	21	*12-15-46	46	50	*2-17-73	79	68
*2-11-18	35	21	*1-13-47	61	42	3-3-73	64	65
2-18-18	26	23	2-1-47	59	58	1-5-74	75	73
*1-20-19	25	20	*1-10-48	61	58	*3-9-74	78	79
2-24-19	15	32	2-14-48	50	57	1-25-75	66	62
*1-12-20	40	22	*1-10-49	64	63	*2-22-75	83	78
2-9-20	35	27	*2-12-49	64	49	1-19-76	63	64
*2-7-21	46	11	1-7-50	62	83	*2-16-76	91	73
2-28-21	35	32	*1-21-50	66	50	1-6-77	89	72
1-14-22	48	36	*2-12-51	79	59	*2-19-77	60	64
*2-20-22	41	22	2-24-51	89	69	*1-30-78	84	87
1-8-23	36	31	2-2-52	66	62	2-4-78	65	70
*3-5-23	37	21	*2-16-52	80	53	*1-13-79	66	+69
1-12-24	27	24	*12-27-52	87	62	2-22-79	55	73
*2-11-24	22	25	3-7-53	93	74	*1-24-80	76	79
1-16-26	18	30	*1-11-54	90	76	2-16-80	57	71
*2-13-26	35	31	1-16-54	82	78	*2-5-81	82	63
1-15-27	28	29	1-15-55	86	78	2-14-81	63	57
*2-7-27	43	30	*2-26-55	85	77	*1-14-82	50	+51
1-12-29	22	27	*2-11-56	111	64	2-27-82	53	63
*2-16-29	30	35	2-25-56	84	87	*1-15-83	63	55
*1-6-30	19	15	*2-4-57	96	89	3-3-83	74	73
2-17-30	26	16	2-25-57	79	72	1-14-84	55	53
*1-4-32	28	29	2-3-58	70	78	*3-1-84	73	58
2-13-32	26	29	*1-3-59	81	80	*1-23-85	84	66
1-16-33	22	33	1-4-60	73	97	2-23-85	64	72
*2-13-33	29	31	*2-15-60	81	109	1-23-86	67	65
1-12-35	44	23	1-7-61	65	91	2-22-86	66	62
*2-18-35	44	36	*3-11-61	66	95	2-2-87	82	65
*1-13-36	13	18	2-24-62	79	102	*2-25-87	93	70
2-29-36	30	20	*1-7-63	90	78	2-4-88	60	64
1-22-38	26	46	2-10-64	92	110	*2-17-88	118	86
*2-19-38	42	34	*3-2-64	74	86	*2-9-89	62	60
*1-16-39	45	31	2-8-65	86	71	2-26-89	94	71
1-13-40	31	37	*2-16-65	95	72	*1-27-90	92	81
*2-24-41	53	36	*2-5-66	78	77	2-26-90	80	86
1-12-42	58	49	3-6-67	79	100	1-19-91	55	89
*2-21-42	48	31	2-26-68	75	95	*2-20-91	64	74
2-6-43	60	48	*3-4-68	64	67	*1-30-92	72	74
2-8-43	50	44	1-28-69	67	76	3-11-92	70	82

OREGON

Date	Ill.	OU
112-29-77	86	80
&11-25-84	75	+++72

* at Champaign
 ** at Los Angeles
 @ at Chicago

at Maui Classic
 ! at Portland
 & at Anchorage

% at Austin
 + overtime
 - at St. Louis

at Kansas City

PENN STATE

Date	Ill.	PSU
12/15/90	-68	78
11/25/91	-60	65

PITTSBURGH

Date	Ill.	UP
*12-20-40	41	43
*12-4-46	58	31
*12-13-47	70	33
**12-27-63	83	76
12-6-86	99	97

PRINCETON

Date	Ill.	PU
*12-18-39	41	25
*12-30-49	68	61
*12-28-56	108	87
@12-18-65	81	84
*12-13-86	81	55

PURDUE

Date	Ill.	Pur	Date	Ill.	Pur	Date	Ill.	Pur
*1-27-06	25	19	2-29-32	19	34	2-25-67	86	98
2-17-06	22	48	1-8-34	21	36	*2-17-68	68	75
*1-12-07	27	32	*3-5-34	27	26	1-7-69	84	98
2-16-07	18	45	1-7-35	37	36	2-14-70	49	83
1-11-08	24	23	2-16-35	27	35	*2-21-70	81	88
*2-29-08	38	15	1-18-37	38	37	*2-16-71	70	73
*2-17-09	24	18	*2-15-37	34	61	3-6-71	93	99
3-5-09	20	28	*1-10-38	51	43	*1-15-72	74	85
*1-29-10	33	17	2-7-38	13	23	1-6-73	80	91
3-4-10	10	28	2-11-39	30	34	*1-12-74	69	91
*1-28-11	29	33	*2-20-39	35	26	3-2-74	83	94
2-18-11	25	15	2-17-40	27	33	*1-18-75	67	86
*1-212	20	35	*3-4-40	31	34	2-15-75	91	114
2-6-12	14	28	*1-6-41	49	34	*1-31-76	71	63
*1-21-13	22	18	2-3-41	29	46	2-28-76	62	81
3-7-13	11	12	*3-7-42	34	32	1-29-77	63	66
*1-17-14	26	20	2-5-47	42	51	*2-5-77	71	70
2-16-14	30	25	*2-21-48	98	54	1-5-78	85	95
1-16-15	27	8	1-31-49	53	55	*3-4-78	67	66
2-27-15	22	15	*1-9-50	59	54	*1-20-79	57	69
*1-11-16	22	11	2-5-51	85	76	2-8-79	65	71
3-4-16	29	19	*2-17-51	70	65	1-10-80	66	74
1-6-17	28	24	*1-28-52	84	57	*2-23-80	69	72
*2-17-17	27	16	3-1-52	82	71	*1-15-81	87	65
*1-9-18	27	17	1-5-53	87	71	2-28-81	81	70
2-16-18	26	29	*2-16-53	93	67	1-28-82	63	48
*1-18-19	13	16	*2-8-54	89	55	*2-18-82	44	52
2-21-19	25	18	1-10-55	83	73	1-19-83	62	63
*1-10-20	33	31	1-16-56	92	76	*2-23-83	54	56
2-7-20	20	36	*2-20-56	102	77	*1-21-84	76	52
2-5-21	39	26	2-2-57	74	85	2-25-84	55	59
*2-22-21	19	29	*2-23-57	80	78	1-30-85	34	54
*2-7-22	29	28	*2-10-58	99	84	*3-2-85	86	43
3-7-22	31	39	1-31-59	81	102	*2-2-86	80	68
*1-20-23	20	24	1-11-60	81	75	2-27-86	81	72
2-17-23	28	26	*2-13-60	93	++89	1-22-87	86	+87
3-2-25	18	34	2-11-61	73	89	*2-23-87	75	+76
*3-6-25	37	27	*3-4-61	85	75	*1-4-88	68	81
*2-10-26	29	28	1-8-62	89	96	2-25-88	79	93
3-1-26	23	28	*2-17-62	88	100	1-2-89	72	76
*1-7-28	24	30	*1-12-63	106	82	*2-21-89	102	75
2-14-28	14	40	2-19-63	87	79	1-20-90	68	81
1-5-29	24	33	2-24-64	74	85	*2-21-90	90	78
*3-2-29	23	37	*2-6-65	121	93	*1-5-91	63	61
1-10-31	15	30	1-15-66	87	93	2-6-91	59	56
*2-10-31	26	22	*2-28-66	98	81	*1-8-92	74	+72
*1-9-32	28	21	*2-18-67	94	92	2-11-92	76	+71



Sophomore Robert Bennett started nine of Illinois' final 11 games as a freshman in '91-'92.

TENNESSEE-CHATTANOOGA

First Meeting

TEXAS

First Meeting

* at Champaign
 ** at Los Angeles
 @ at Chicago

at Maui Classic
 ! at Portland
 & at Anchorage

% at Austin
 + overtime
 - at St. Louis

at Kansas City

VANDERBILT

Date	Ill.	VU
*12-8-70	96	79
12-23-71	92	95
&11-26-82	47	58
12-13-82	79	77
12-6-83	69	55

WISCONSIN

Date	Ill.	Wis.	Date	Ill.	Wis.	Date	Ill.	Wis.
*3-3-06	32	35	1-11-36	29	27	*12-19-66	87	74
+3-10-06	0	1	*2-15-36	36	20	3-11-67	92	102
*1-19-07	16	22	1-9-37	31	28	2-6-68	68	60
2-1-07	13	47	*2-22-37	48	31	*2-1-69	86	73
*1-18-08	20	28	1-21-39	37	34	1-3-70	74	69
3-9-08	14	27	*2-19-40	37	35	*2-3-70	65	66
*1-16-09	28	19	2-15-41	30	46	*1-12-71	84	82
1-23-09	10	20	1-3-42	55	40	2-23-71	84	88
1-15-10	16	28	*2-23-42	45	43	*2-26-72	91	86
*1-21-10	34	14	1-11-43	52	40	3-11-72	84	97
1-21-11	17	20	*2-20-43	50	26	*1-8-73	76	74
*3-11-11	21	18	1-3-44	45	+43	2-10-73	88	99
1-14-12	10	27	*1-7-44	38	43	1-19-74	75	101
*3-15-12	15	23	1-1-46	38	31	*1-13-75	72	56
*1-11-13	15	16	*2-18-46	72	53	2-10-75	70	76
2-21-13	13	18	1-1-47	47	53	*1-12-76	71	61
*1-10-14	25	26	*1-25-47	63	37	2-9-76	70	59
2-20-14	16	29	1-3-48	47	52	*2-3-77	82	72
*2-8-15	39	19	*1-24-48	57	36	2-12-77	50	62
2-13-15	19	17	*1-3-49	62	50	*2-2-78	74	71
*1-22-16	27	20	2-5-49	61	54	2-11-78	73	80
2-19-16	14	34	1-2-50	50	59	1-18-79	81	74
1-20-17	14	25	*2-25-50	76	58	*2-15-79	81	64
*2-24-17	20	17	1-1-51	71	+69	1-19-80	69	64
*1-19-18	21	22	*2-10-51	63	52	*2-7-80	67	50
2-23-18	15	23	*1-7-52	53	49	*1-24-81	45	54
1-25-19	25	15	3-8-52	48	58	2-12-81	84	65
*2-15-19	16	14	*1-10-53	71	61	*2-4-82	88	54
*1-24-20	43	20	2-7-53	65	61	2-13-82	68	60
2-21-20	29	33	2-13-54	70	+64	1-8-83	61	54
1-22-21	18	23	*2-22-54	66	64	*3-10-83	71	64
*2-19-21	17	9	*1-1-55	64	79	1-7-84	63	62
2-10-22	23	25	2-19-55	99	71	*3-10-84	81	57
*2-27-22	37	35	*1-9-56	96	77	1-17-85	78	67
2-16-24	12	13	1-12-57	79	63	*2-16-85	68	49
*2-25-24	31	20	1-4-58	64	59	*1-16-86	73	54
*2-21-25	35	25	*1-13-58	70	71	2-15-86	82	74
3-9-25	09	24	1-5-59	77	51	1-8-87	68	66
*2-28-27	32	28	*2-16-59	93	54	*2-7-87	99	74
3-5-27	13	39	2-20-60	63	75	1-16-88	80	65
1-16-28	34	33	*2-6-61	77	73	*2-21-88	85	65
*3-9-28	22	32	*1-29-62	81	85	*1-12-89	103	80
1-18-30	09	14	2-19-62	101	103	2-18-89	52	72
*2-24-30	17	23	2-11-63	77	84	*1-04-90	73	59
*1-5-31	09	12	*2-23-63	89	77	1-25-90	66	63
1-24-31	20	30	*3-7-64	97	73	*2-2-91	70	62
*2-11-33	38	25	12-15-64	70	56	3-6-91	77	85
2-20-33	29	15	12-14-65	90	70	*1-22-92	74	67
*1-7-34	20	17	*1-11-66	80	64	2-20-92	78	92
2-17-34	22	28						



Junior Rennie Clemons will start at guard for the Illini for the third consecutive year this season.

* at Champaign
 ** at Los Angeles
 @ at Chicago

at Maui Classic
 † at Portland
 & at Anchorage

% at Austin
 + overtime
 - at St. Louis

at Kansas City

THE BIG TEN CONFERENCE

A meeting of seven Midwest university presidents Jan. 11, 1895 at the Palmer House in Chicago, was the first development of what would become one of organized sports' most successful undertakings. Those seven men, behind the leadership of James H. Smart, president of Purdue University, established the principles for which the Intercollegiate Conference of Faculty Representatives, more popularly known as the Big Ten Conference, would be founded.

At that meeting, a blueprint for the control and administration of college athletics under the direction of appointed faculty representatives was outlined. The presidents' first known action was to "restrict eligibility for athletics to bonafide, full-time students who were not delinquent in their studies." This helped limit some problems of the times, especially the participation of professional athletes and "non-students" in the university's regular sporting events. That important legislation, along with others that would follow in the coming years, served as the primary building block for amateur intercollegiate athletics.

Eleven months after the presidents' meeting, one faculty member from each of those seven universities met again at the Palmer House, and officially established the mechanics of the "Intercollegiate Conference of Faculty Representatives," or "Big Ten Conference" or "Western Conference."

The seven universities were: the University of Chicago, the University of Illinois, the University of Michigan, the University of Minnesota, Northwestern University, Purdue University and the University of Wisconsin. Indiana University



James E. Delany
Commissioner



Mark D. Rudner
Assistant Commissioner

and the State University of Iowa were admitted in 1899. Ohio State joined in 1912. Chicago withdrew in 1946, and Michigan State College (now Michigan State University) was added three years later in 1949.

After a 40-year period of constancy in membership, the Big Ten recently expanded to 11 members for the first time. On June 4, 1990, the Council of Ten, comprised of Big Ten university presidents, voted to confirm its earlier decision to integrate Pennsylvania State University into the conference. The Nittany Lions begin play in the Big Ten Conference this season.

At the turn of the century, faculty representatives established rules for intercollegiate athletics that were novel for the time. As early as 1906, the faculty approved legislation that required eligible athletes to meet entrance requirements and to have completed a full year's work, along with having one year of residence. Freshmen and graduate students were not permitted to compete, training tables (or quarters) were forbidden, and

The Big Ten Conference
1500 West Higgins Road
Park Ridge, IL 60068-6300
(708) 696-1010
FAX: (708) 696-1110

James E. Delany
Commissioner

Kevin L. Weiberg
Associate Commissioner

Rich Falk
Assistant Commissioner

Phyllis L. Howlett
Assistant Commissioner

Carol A. Iwaoka
Assistant Commissioner

Mark D. Rudner
Assistant Commissioner

Charles D. Waddell
Assistant Commissioner


Dennis LaBissoniere
Assistant Communications Director

coaches were to be appointed by university bodies "at modest salaries."

Football and baseball were the popular sports prior to 1900. The first "official" sponsored championship was in outdoor track; it was held at the University of Chicago in 1906 and won by Michigan.

Since then, there have been many different athletic events popularized on Big Ten campuses. Some, like football and basketball, became extremely popular, while others, like boxing, fell by the wayside. Today, the Big Ten sponsors 11 championships for men and 10 for women.

1991-92 In Review



84 1991-92 IN REVIEW
86 FROM RUSSIA WITH
LOVE
88 1991-92 STATISTICS
89 1991-92 SUPERLATIVES
90 1991-92 AWARDS/
HONORS

91 LAST YEAR IN THE
BIG TEN
93 GAME-BY-GAME BOX
SCORES

1991-92 SEASON-IN- REVIEW

The 1991-92 Illinois men's basketball season marked a year in which youth and inexperience finally caught up with the Fighting Illini and head coach Lou Henson. The program had entered the year with streaks of nine-consecutive 20-win seasons, nine-consecutive upper division finishes in the Big Ten and 11 plus-500 conference records in a row. Those streaks all ended with a 13-15, eighth-place finish, but the season didn't dampen the overall feeling of optimism about Illinois basketball.


Youth and inexperience were the keynote words for the season since the '91-'92 squad was the first team in more than 50 years without a single senior player on scholarship. Often Henson went with starting lineups of five sophomores, and by the end of the campaign even replaced one of the second-year men with a freshman on occasion.

When the season started, no one expected anything of the Fighting Illini, just as had been the case in the previous year when the team shocked everyone except itself en route to a 21-10 season. The 1990-'91 season's leading scorer, Andy Kaufmann, had been ruled academically ineligible over the summer, and senior leaders, guard Larry Smith and center Andy Kpedi, were lost to graduation.

The team was so shallow in sheer numbers that before the season opener vs. Penn State, the coaching staff had to figure out which walk-on guard to give substantial playing time to: senior Doug Clarida or freshman Will Tuttle. Clarida got the call and didn't play a large role in the game or the season, but the desperate, under-stocked tone was set right from the beginning. The Fighting Illini lost the game to the newest member of the Big Ten, 65-60, but as with a host of games in this frustrating season, could easily have won.

Illinois then went on a promising four-game winning streak, with all games coming at home. Illinois breezed past Northeast Louisiana, 95-70, behind sophomore point guard Rennie Clemons' career-high 25 points and now-transferred forward Scott Pierce's 18 points. A 78-56 trouncing of Tennessee State was next, as Illinois leaped to a 45-13 halftime lead and never looked back. Sophomore center Deon Thomas was almost unstoppable vs. the undersized Tiger front line leading the scoring parade with 23 points on 10-for-13 shooting from the field. The game also marked the 500th game at Illinois for head coach Lou Henson.

The 13th Annual Illini Classic was on the slate next and Illinois went into the four-team tournament having



Deon Thomas (left) and Tom Michael accept the championship trophy at the 1991 Illini Classic.

never lost a game in the Classic's existence. That didn't change as Illinois beat two more opponents to win the title. A hard-fought 69-64 decision over Hawaii was first with Thomas tallying 24 points and Clemons adding 19 on 11-of-15 shooting from the charity stripe. A berth in the championship game was nothing new to the Illini and it was Washington who was the championship foe. The game was never close as Illinois almost doubled up the Huskies in the first half (31-16) and never looked back in cruising to a 76-55 triumph. Thomas, Clemons and newly-found three-point whiz Tom Michael all were named to the all-tournament team, and Thomas garnered Classic MVP honors with 30 points in the two games.

The wheels would come off the Illinois machine in the game at Temple. The Fighting Illini ran into a buzzsaw in the form of an experienced and very athletic Owl squad three days later at McGonigle Hall in Philadelphia. The Orange and Blue were never in the game, falling behind by 18 after the first half and getting outscored 49-31 after intermission. The 92-56 drubbing was Illinois' worst loss since 1974 and began a string in which Illinois would lose three of its next five contests.

An 84-71 home win over Maryland-Baltimore County soothed some of the Illinois wounds, but they would be re-opened two nights later in St. Louis with an embar-

assing 61-44 defeat to rival Missouri in the annual Braggin' Rights Game at the Arena. The Illini shot a dismal .185 from the field in the first half, digging a 32-16 hole they could never come close to getting out of. The game left Missouri undefeated and broke an eight-game Illinois win streak in the annual tilt.

A hard-fought split of two games left the Illini 6-4 in non-conference play. Illinois scratched to a 9-4-87 overtime win over little brother Illinois-Chicago at Chicago's UIC Pavilion before the biggest crowd to ever see a Flames home basketball game. Illinois rode the backs of Thomas, who was unstoppable with a career-high 39 points, and Tuttle, who sparked the team in the second half with a career-high nine points, including 7-of-8 from the free throw line and three clutch steals. No. 5 Connecticut formed a more-than-formidable task for Illinois in the non-conference finale. Many predicted Illinois would be blown out before a national television audience, but that wasn't the case. Illinois almost scrapped itself to a victory, before bowing out, 70-66. Thomas led the team with 26 points and Michael tossed in 19.

The Big Ten season began with three gut-wrenching games from which a 1-2 record would result. Illinois got off to a good start beating Purdue at home, 74-72, in overtime to begin the conference slate. But Michigan State eeked out a controversial last-second 77-75 win over the luckless Illini, and Iowa sneaked past the Fighting Illini, 74-69.

A visit from Michigan's Fab Five was next and Illinois played toe-to-toe with the much-publicized and eventual national runners-up, losing a 68-61 decision. Thomas scored 18 and sophomore guard T.J. Wheeler added 17 in one of his most impressive collegiate games to date. Illinois raised its Big Ten record to 2-3 with a 74-67 win over Wisconsin at the Assembly Hall in which Thomas scored 22 and Clemons chipped in with 16.

A trip to frigid Minneapolis on the day before the Super Bowl left Illinois feeling anything but super. The Fighting Illini lost, 54-53, in a manner that would soon become a habit. Illinois seemingly would find any way in the world to lose a game, or its opponent would win the game in anything but familiar fashion. No. 10 Ohio State then handed Illinois another loss that was hard to swallow, a 74-72 decision that could have gone either way. The loss left Illinois at 8-9 and under .500 that late in the season for the first time in many years.

Illinois hit rock bottom with an ugly 46-43 loss at Northwestern, in which Wildcat freshman guard Cedric Neloms hit a desperation 30-footer at the buzzer to win it. Indiana then came to Champaign and soundly beat the Fighting Illini, 76-65. Purdue became the only conference team Illinois swept in 1992 when the Illini won another overtime decision over the Boilermakers, 76-71. Thomas again was spectacular with 32 points.

Illinois easily paid back Minnesota with a 74-58 win in Champaign, but then the Illini were scorched at Wisconsin, 92-78, on ESPN.

Another two-game winning streak followed with victories over Iowa in two overtimes, 77-72, and over Northwestern, 92-65. Those two games left Illinois at 12-12 and most experts talking about a possible NIT berth if the Orange and Blue could split its final four games.

It wasn't to be as Illinois lost three of four to end the season. The only win was an 80-71 payback victory over Michigan State, in which the promising Bennett collected 12 points on 6-of-7 shooting from the field. Losses to nationally-ranked Indiana, Ohio State and Michigan ended the Illinois season under .500 for the first time since Henson's third year in Champaign in 1978. Bennett ended the season with a bang scoring 12, 16 and 16 points in the last three games to earn a permanent place in the starting five.



Rennie Clemons had a career-high 25 points vs. Northeast Louisiana.

FROM RUSSIA WITH LOVE

Lou Henson and his Illinois basketball team didn't know exactly what to expect. Lee Frederick and the others at Sports Tours International, the company who organized the Fighting Illini basketball team's trip to Russia and the Baltics, did their utmost to paint a realistic picture to the travelers when they met for a briefing session in May.

Even the most vivid descriptions, however, could not accurately portray the way of life the Illinois players and traveling party experienced during their 15-day trip to Russia, Latvia and Lithuania in late May.

"Things are just so much better - a lot more available - here than in the countries we visited," said junior Illini guard T.J. Wheeler. "Things I always took for granted, even simple things, like being able to drink a cold Pepsi, are luxuries over there. A lot of things just flat



The Fighting Illini posed with the Lithuanian National team after being defeated, 96-75. The Lithuanians, who featured Golden State Warrior Sarunas Marsiulonis (front row second from right) and the legendary giant Arvydas Sabonis (back row center) later went on to win a bronze medal in the Summer Olympics.

out weren't available over there. What I wouldn't have traded for some good old fried chicken!"

Food was frequently on the mind of most of the 37-person travel party, since most of it was very unfamiliar, and some of it was of low quality, although, perhaps

coincidentally, it was inexpensive. One dinner for the 11 players cost just \$6.50 in American dollars.

"We usually didn't know what kind of meat - when we had it - that we were eating," Wheeler said. "At one restaurant, we pointed to the meat and said to the waiter, 'oink-oink?' He shook his head and said 'moo-moo.' It wasn't anything like home."

In addition to the food, the Fighting Illini spent some of their time thinking about basketball. The two-week tour, the first Illinois basketball overseas trip since a 1983 tour of Yugoslavia, had the team play 10 exhibition games against national and club teams in Russia, Latvia and Lithuania and included opponents from Finland and Estonia.

Even though the team only posted a 5-5 record and ended the tour with a 96-75 loss to the Lithuanian National Team, the final day produced some highlights, among them the opportunity to play against NBA star Sarunas Marsiulonis of the Golden State Warriors and legendary giant Arvydas Sabonis.



Mike Duis (left) and the rest of the Illini found trading for Illini paraphernalia to be an interesting adventure.

Thomas received MVP honors at that weekend's tournament and Tom Michael and Davidson finished No. 1 and No. 2 in the post-tournament three-point shooting contest.

Despite a schedule that had the Illini playing 10 games in 13 days, there was time for touring and shopping. In St. Petersburg, Russia, the subway trains were especially crowded, as were the stores. Lines were long, and there was not much selection of merchandise.

According to Wheeler, it was much simpler shopping "on the street. They had sections that were kind of like flea markets, and you could buy or trade for all sorts of things there," he said. "I guess it's supposed to be illegal, but the government lets people do it anyway. People went nuts over Illini T-shirts, hats, and stuff like that. I had kids tugging on my sleeve wanting to trade for just about all the clothes I was wearing."

The UI travel party was also able to do quite a bit of sight seeing. Many of the players and staff took in a circus in St. Petersburg, as well as visited several cathedrals and took a trip to the Baltic coast in Latvia.



Despite a general lack of appetizing food, the Illini basketball team did manage to find some ice cream during a stroll around Kaunas, Lithuania.

Included in the sight-seeing was a stop at a television tower in Vilnius, Lithuania where 15 Lithuanians died in a bid for independence from the Soviet Union. The team also visited an underground prison that, during World War II, was converted to a concentration camp by the Nazis,

who were occupying the area at the time.

"You can see movies about the camps, but being where one was and seeing the buildings and other things, it was frightening to think places like that actually existed," Wheeler said. "I'll never forget that place."

Russia/Baltic States Statistics

Player	G	FG-FGA	PCT	3P-3PA	PCT	FT-FTA	PCT	REB	AVG	PF	A	TO	B	ST	PTS	AVG.
Deon Thomas	10	92-150	.613	0-0	.000	33-54	.611	73	7.3	25	10	23	13	15	217	21.7
Marc Davidson	10	53-112	.473	13-31	.419	50-58	.862	92	9.2	32	11	14	2	0	165	16.5
Tom Michael	10	44-94	.468	30-72	.417	6-10	.600	41	4.1	27	22	7	1	5	127	12.7
Robert Bennett	10	50-117	.427	0-3	.000	16-32	.500	90	9.0	24	15	26	9	9	114	11.4
Rennie Clemons	10	40-87	.460	0-4	.000	23-35	.657	41	4.1	27	72	25	4	8	103	10.3
T.J. Wheeler	10	37-88	.420	12-35	.343	12-15	.800	42	4.2	26	32	14	4	9	98	9.8
Brooks Taylor	8	19-36	.528	3-9	.333	1-2	.500	18	1.6	24	24	15	3	5	42	5.3
Will Tuttle	8	11-21	.524	2-5	.400	12-16	.750	7	0.9	9	14	11	1	4	37	4.6
Mike Duis	5	4-10	.400	0-1	.000	3-4	.750	9	1.8	4	2	3	0	1	11	2.2
Steve Roth	8	2-8	.250	0-0	.000	2-6	.333	9	1.1	11	0	1	1	0	6	0.8
Team								13								
ILLINOIS		352-725	.486	60-160	.375	160-234	.684	435	43.5	205	202	139	38	57	924	92.4
OPPONENTS		317-689	.460	75-201	.373	175-232	.754	348	34.8	222	130	863	86.3			

RESULTS (5-5)

5/20	at St. Petersburg, Russia	UI 85, Svetlana Company 75	5/27	at Vilnius, Lithuania	Lithuania "B" 83, UI 80
5/22	at Riga, Latvia	UI 113, Lithuanian Select 91	5/28	at Vilnius, Lithuania	UI 87, Latvia 70
5/23	at Riga, Latvia	Estonia 110, UI 92	5/29	at Kaunas, Lithuania	UI 109, Byelorussia 73
5/24	at Riga, Latvia	Latvia 104, UI 97	5/30	at Kaunas, Lithuania	UI 95, Finland 85
5/25	at Riga, Latvia	Latvia 97, UI 91	5/31	at Launas, Lithuania	Lithuania 96, UI 75

1991-92 STATISTICS

Overall Statistics

Record: 13-15 Home: 11-5 Away: 2-9 Neutral: 0-1

Player	G-GS	Min-Avg	FG-FGA	Pct	3P-3PA	Pct	FT-FTA	Pct	—REBOUNDS—			PF-FD	AST	TO	BS	ST	Pts-Avg
									Off-Def	Tot-Avg							
Thomas, D	28-26	945-33.8	199-340	.585	0- 0	.000	144-218	.661	68-125	193-6.9	42-0	20	75	44	25	542-19.4	
Michael, T	28-28	866-30.9	116-259	.448	75-152	.493	43- 58	.741	37- 93	130-4.6	68-1	39	43	10	8	350-12.5	
Clemons, R	28-25	931-33.3	104-237	.439	11- 32	.344	93-126	.738	18- 88	106-3.8	79-2	137	83	7	42	312-11.1	
Wheeler, T	27-22	781-28.9	84-197	.426	29- 71	.408	81- 96	.844	29- 82	111-4.1	67-3	72	58	3	18	278-10.3	
Pierce, S	28-16	517-18.5	55-131	.420	1- 5	.200	52- 79	.658	41- 56	97-3.5	63-2	26	50	9	9	163- 5.8	
Bennett, R	28-12	504-18.0	57-121	.471	2- 2	1.000	17- 48	.354	34- 71	105-3.8	55-1	14	34	12	12	133- 4.8	
Taylor, B	27-11	695-25.7	34-109	.312	8- 31	.258	33- 69	.478	33- 88	121-4.5	90-7	90	74	13	31	109- 4.0	
Davidson, M	26- 0	218- 8.4	17- 51	.333	1- 7	.143	8- 21	.381	15- 17	32-1.2	21-1	9	20	1	4	43- 1.7	
Tuttle, W	22- 0	124- 5.6	3- 18	.167	0- 6	.000	20- 28	.714	3- 12	15-0.7	21-0	10	19	5	7	26- 1.2	
Geers, T	6- 0	19- 3.2	1- 9	.111	1- 3	.333	3- 4	.750	3- 1	4-0.7	2-0	0	2	1	1	6- 1.0	
Williams, M	6- 0	6- 1.0	2- 2	1.000	0- 0	.000	0- 0	.000	0- 2	2-0.3	0-0	0	1	0	0	4- 0.7	
Roth, S	16- 0	35- 2.2	3- 8	.375	0- 0	.000	3- 4	.750	5- 4	9-0.6	1-0	1	1	2	0	9- 0.6	
Clarida, D	13- 0	21- 1.6	1- 1	1.000	1- 1	1.000	3- 7	.429	0- 3	3-0.2	0-0	2	2	0	0	6- 0.5	
Duis, M	15- 0	21- 1.4	1- 6	.167	1- 4	.250	0- 0	.000	0- 1	1-0.1	0-0	1	3	1	0	3- 0.2	
Drynan, T	1- 0	1- 1.0	0- 0	.000	0- 0	.000	0- 0	.000	0- 0	0-0.0	0-0	0	0	0	0	0- 0.0	
Versendaal, B	1- 0	1- 1.0	0- 0	.000	0- 0	.000	0- 0	.000	0- 0	0-0.0	0-0	0	0	0	0	0- 0.0	
Sloan, T	3- 0	3- 1.0	0- 0	.000	0- 0	.000	0- 0	.000	0- 0	0-0.0	0-0	0	0	0	0	0- 0.0	
Ostendorf, B	1- 0	1- 1.0	0- 0	.000	0- 0	.000	0- 0	.000	0- 0	0-0.0	0-0	0	0	0	0	0- 0.0	
McAleenan, B	1- 0	1- 1.0	0- 0	.000	0- 0	.000	0- 0	.000	0- 0	0-0.0	0-0	0	0	0	0	0- 0.0	
Maher, J	2- 0	2- 1.0	0- 0	.000	0- 0	.000	0- 0	.000	0- 1	1-0.5	2-0	1	1	0	0	0- 0.0	
Fischer, T	1- 0	1- 1.0	0- 0	.000	0- 0	.000	0- 0	.000	0- 0	0-0.0	0-0	0	0	0	0	0- 0.0	
Cross, G	1- 0	1- 1.0	0- 0	.000	0- 0	.000	0- 0	.000	0- 0	0-0.0	0-0	0	0	0	0	0- 0.0	
Schnaderbeck, M	6- 0	6- 1.0	0- 1	.000	0- 0	.000	0- 0	.000	0- 0	0-0.0	0-0	0	0	0	0	0- 0.0	
TEAM										88					2		
Illinois	28	5700	677-1490	.454	130-314	.414	500-758	.660	286-644	1018-36.4	511	422	468	108	157	1984-70.9	
Opponents	28	5700	726-1655	.439	135-380	.355	367-584	.628	334-568	902-32.2	632	374	406	110	200	1954-69.8	

Big Ten Statistics

Record: 7-11 Home: 6-3 Away: 1-8 Neutral: 0-0

Player	G-GS	Min-Avg	FG-FGA	Pct	3P-3PA	Pct	FT-FTA	Pct	—REBOUNDS—			PF-FD	AST	TO	BS	ST	Pts-Avg
									Off-Def	Tot-Avg							
Thomas, D	18-17	626-34.8	119-217	.548	0- 0	.000	105-154	.682	39-74	113-6.3	28-0	12	53	27	15	343-19.1	
Michael, T	18-18	595-33.1	78-164	.476	49-88	.557	32- 40	.800	24-56	80-4.4	45-0	26	22	3	6	237-13.2	
Wheeler, T	17-12	522-30.7	65-142	.458	26-56	.464	54- 64	.844	20-55	75-4.4	41-2	47	32	3	11	210-12.4	
Clemons, R	18-16	624-34.7	64-153	.418	6-15	.400	56- 74	.757	13-53	66-3.7	55-2	95	50	2	29	190-10.6	
Bennett, R	18-12	379-21.1	39- 83	.470	1- 1	1.000	13- 35	.371	27-50	77-4.3	36-1	10	20	5	8	92- 5.1	
Taylor, B	18- 9	467-25.9	27- 79	.342	4-18	.222	21- 49	.429	23-56	79-4.4	62-5	61	46	9	20	79- 4.4	
Pierce, S	18- 6	263-14.6	23- 62	.371	0- 2	.000	30- 52	.577	20-22	42-2.3	35-1	4	24	4	5	76- 4.2	
Davidson, M	16- 0	112- 7.0	9- 29	.310	0- 1	.000	4- 13	.308	7- 9	16-1.0	11-0	3	12	0	2	22- 1.4	
Clarida, D	6- 0	6- 1.0	1- 1	1.000	1- 1	1.000	1- 2	.500	0- 2	2-0.3	0-0	1	1	0	0	4- 0.7	
Tuttle, W	12- 0	54- 4.5	0- 6	.000	0- 2	.000	6- 12	.500	1- 5	6-0.5	8-0	0	6	1	2	6- 0.5	
Roth, S	7- 0	12- 1.7	1- 2	.500	0- 0	.000	1- 1	1.000	1- 0	1-0.1	0-0	0	0	1	0	3- 0.4	
Drynan, T	1- 0	1- 1.0	0- 0	.000	0- 0	.000	0- 0	.000	0- 0	0-0.0	0-0	0	0	0	0	0- 0.0	
Sloan, T	2- 0	2- 1.0	0- 0	.000	0- 0	.000	0- 0	.000	0- 0	0-0.0	0-0	0	0	0	0	0- 0.0	
Fischer, T	1- 0	1- 1.0	0- 0	.000	0- 0	.000	0- 0	.000	0- 0	0-0.0	0-0	0	0	0	0	0- 0.0	
Cross, G	1- 0	1- 1.0	0- 0	.000	0- 0	.000	0- 0	.000	0- 0	0-0.0	0-0	0	0	0	0	0- 0.0	
Schnaderbeck, M	4- 0	4- 1.0	0- 1	.000	0- 0	.000	0- 0	.000	0- 0	0-0.0	0-0	0	0	0	0	0- 0.0	
Duis, M	6- 0	6- 1.0	0- 1	.000	0- 1	.000	0- 0	.000	0- 0	0-0.0	0-0	0	0	0	0	0- 0.0	
TEAM										58					1		
Illinois	18	3675	426-940	.453	87-185	.470	323-496	.651	175-382	615-34.2	321	259	267	55	98	1262-70.1	
Opponents	18	3675	480-1044	.460	75-210	.357	228-363	.628	217-366	583-32.4	407	241	250	82	105	1263-70.2	

Team Totals, Game-By-Game

ILLINOIS												OPPONENT												
FG	FGA	FG%	3P	3PA	FT	FTA	FT%	REB	TO	PTS		OPPONENT	DATE	FG	FGA	FG%	3P	3PA	FT	FTA	FT%	REB	TO	PTS
21	48	.438	5	14	13	17	.765	31	19	60		Penn State	11/25/91	23	57	.404	4	11	15	25	.600	33	13	65
34	52	.654	4	5	23	38	.605	47	21	95		NE Louisiana	11/30/91	25	78	.321	4	22	16	24	.667	34	10	70
29	68	.426	6	18	14	23	.609	45	17	78		Tennessee St.	12/3/91	20	58	.345	8	17	8	20	.400	37	25	56
21	37	.568	2	3	25	40	.625	33	20	69		Hawaii	12/6/91	26	60	.433	7	19	5	12	.417	25	12	64
26	47	.553	8	16	16	25	.640	30	13	76		Washington	12/7/91	17	43	.395	6	11	15	19	.789	21	18	55
18	55	.327	5	27	15	18	.833	34	24	56		Temple	12/10/91	35	69	.507	9	24	13	21	.619	40	11	92
35	65	.538	2	5	12	16	.750	39	21	84		Maryland-Baltimore	12/21/91	25	55	.455	5	16	16	22	.727	24	22	71
14	59	.237	3	16	13	19	.684	39	18	44		Missouri	12/23/91	24	48	.500	1	5	12	22	.545	39	20	61
29	50	.580	3	5	33	46	.718	53	29	94		Illinois-Chicago (OT)	12/30/91	28	85	.330	11	32	20	26	.769	33	13	87
24	69	.348	5	20	13	20	.650	52	19	66		Connecticut	1/4/92	23	58	.397	5	13	19	30	.633	33	12	70
24	49	.490	5	9	21	29	.724	34	13	74		Purdue (OT)	1/8/92	30	67	.448	6	19	6	9	.667	31	14	72
27	68	.397	4	13	17	27	.630	39	11	75		Michigan State	1/11/92	32	62	.516	5	11	8	14	.571	40	19	77
24	59	.407	9	20	12	29	.414	43	20	69		Iowa	1/15/92	26	58	.448	2	12	20	34	.588	43	19	74
17	44	.386	3	9	24	36	.667	20	14	61		Michigan	1/18/92	25	51	.490	2	5	16	30	.533	42	19	68
24	53	.453	3	4	23	40	.575	34	10	74		Wisconsin	1/22/92	26	59	.441	5	12	10	16	.625	32	15	67
15	41	.366	5	9	18	28	.643	40	19	53		Minnesota	1/25/92	20	56	.357	0	10	14	21	.667	30	10	54
25	50	.500	6	12	16	31	.516	28	18	72		Ohio State	1/30/92	27	51	.529	4	7	16	26	.615	33	18	74
17	44	.386	2	6	7	13	.538	34	13	43		Northwestern	2/1/92	15	42	.357	2	7	14	19	.737	26	12	46
22	53	.415	6	10	15	20	.750	28	17	65		Indiana	2/4/92	27	55	.491	2	8	20	30	.667	32	14	76
21	49	.429	2	5	32	41	.780	41	16	76		Purdue (OT)	2/11/92	25	54	.463	2	3	19	29	.655	25	9	71
16	39	.410	5	11	37	51	.725	31	15	74		Minnesota	2/15/92	23	61	.377	5	21	7	14	.500	37	20	58
24	45	.533	6	11	24	33	.727	29	12	78		Wisconsin	2/20/92	35	60	.583	10	16	12	22	.545	26	5	92
26	62	.419	10	21	15	23	.652	38	16	77		Iowa (OT)	2/23/92	28	64	.438	2	8	14	20	.700	37	16	72
38	63	.603	5	10	11	24	.458	40	10	92		Northwestern	2/26/92	23	63	.365	4	18	15	15	1.000	28	13	65
24	55	.436	6	14	16	17	.941	39	19	76		Indiana	3/1/92	32	64	.500	3	7	9	19	.474	29	8	70
31	60	.517	5	9	13	24	.542	38	13	80		Michigan State	3/7/92	28	59	.475	8	19	7	12	.583	25	14	71
26	53	.491	1	4	17	22	.773	36	16	70		Ohio State	3/11/92	30	63	.476	9	16	13	22	.591	31	7	82
25	53	.472	4	8	5	8	.625	23	15	59		Michigan	3/14/92	28	55	.509	4	11	8	11	.727	36	18	68
677	1490	.454	130	314	500	758	.660	1018	468	1984		Season Totals		726	1655	.439	135	380	367	584	.628	902	406	1954

1991-92 Superlatives

Individual

Points

39 Deon Thomas vs. Illinois-Chicago, Dec. 30

Rebounds

16 Deon Thomas vs. Illinois-Chicago, Dec. 30

Field Goals

16 Deon Thomas vs. Illinois-Chicago, Dec. 30

Field Goal Attempts

21 Deon Thomas vs. Michigan State, March 7

Three-Point Field Goals

6 T.J. Wheeler vs. Iowa, Feb. 23 and Tom Michael vs. Ohio State, Jan. 30

Three-Point Goal Attempts

12 Tom Michael vs. Connecticut, Jan. 4 and vs. Temple, Dec. 10

Free Throws

14 Deon Thomas vs. Purdue, Feb. 11

Free Throw Attempts

18 Deon Thomas vs. Purdue, Feb. 11

Assists

11 Brooks Taylor vs. Ohio State, Jan. 30

Steals

5 Rennie Clemons vs. Iowa, Jan. 15

Blocks

7 Deon Thomas vs. Northwestern, Feb. 26

Team

Points

95 vs. Northeast Louisiana, Nov. 30

Rebounds

53 vs. Illinois-Chicago, Dec. 30

Field Goals

38 vs. Northwestern, Feb. 26

Field Goal Attempts

69 vs. Connecticut, Jan. 4

Three-Point Goals

10 vs. Iowa, Feb. 23

Three-Point Goal Attempts

27 vs. Temple, Dec. 10

Free Throws

37 vs. Minnesota, Feb. 15

Free Throw Attempts

51 vs. Minnesota, Feb. 15

Assists

22 vs. Northeast Louisiana, Nov. 30

Steals

12 vs. Iowa, Jan. 15

Blocks

11 vs. Northwestern, Feb. 26

Game by Game (Points-Rebounds-Assists)

Opponent	Result	Score	Site	ATT	Taylor, B	Clemons, R	Pierce, S	Thomas, D	Bennett, R	Michael, T	Davidson, M	Wheeler, T
Penn State	L	60-65	H	12,183	DNP	6-4-5	11- 3-4	18- 9-0	3-1-0	14- 5-1	2-1-0	4- 4-3
Northeast La.	W	95-70	H	11,856	7-8-4	25-4-5	18- 7-1	20- 8-4	4-5-0	4- 4-2	4-3-1	9- 2-2
Tennessee St.	W	78-56	H	11,274	3-4-4	6-4-4	9- 2-4	23- 4-1	6-4-0	11- 4-1	3-2-3	7- 5-2
Hawaii	W	69-64	H	11,524	7-1-4	19-6-5	6- 7-2	24- 8-0	0-1-0	8- 5-2	3-1-0	2- 4-0
Washington	W	76-55	H	11,939	7-3-3	11-2-5	9- 4-1	6- 2-0	6-4-1	13- 6-0	2-1-1	14- 3-4
Temple	L	56-92	A	3,623	2-2-5	11-1-2	2- 3-1	10- 6-0	5-5-0	9- 7-4	5-3-0	6- 4-1
Maryland-Bal	W	84-71	H	11,576	0-4-4	14-3-6	17-11-3	21- 6-1	8-2-2	12- 2-0	2-2-1	8- 3-3
Missouri	L	44-61	N	18,034	2-3-2	9-4-2	4- 3-3	12-10-0	3-4-0	10- 8-1	0-2-0	4- 2-2
Illinois-Chi	W	94-87	A	7,365	0-8-1	17-6-4	2- 4-1	39-16-2	0-0-0	13- 4-2	0-1-0	14- 7-5
Connecticut	L	66-70	H	12,376	2-9-2	4-6-4	9-11-2	26-11-0	6-2-1	19- 5-0	0-0-0	0- 2-3
Purdue	W	74-72	H	12,674	3-7-4	18-4-6	8- 1-0	19- 6-1	0-5-0	20- 4-1	0-0-0	6- 4-0
Michigan St.	L	75-77	A	15,138	8-3-2	10-6-3	7- 6-0	13- 9-2	8-5-0	20- 4-0	DNP	9- 4-1
Iowa	L	69-74	A	15,500	10-5-5	10-2-5	3- 2-0	12- 7-0	2-5-0	20-10-1	2-2-1	10- 2-4
Michigan	L	61-68	H	15,985	7-4-2	0-1-3	6- 3-1	18- 1-0	3-4-1	10- 3-2	DNP	17- 3-2
Wisconsin	W	74-67	H	11,758	5-5-5	16-4-5	0- 2-0	22- 8-0	2-2-0	12- 8-2	2-1-0	13- 2-0
Minnesota	L	53-54	A	16,126	2-3-3	6-7-2	1- 1-0	9- 7-1	7-8-1	12- 7-2	2-0-0	14- 1-1
Ohio State	L	72-74	H	12,558	2-7-11	11-2-6	9- 3-0	26- 5-0	4-3-0	20- 3-0	0-1-0	DNP
Northwestern	L	43-46	A	8,117	6-2-2	1-2-2	4- 5-0	13- 8-0	1-2-1	6- 4-4	0-2-0	12- 2-3
Indiana	L	65-76	H	15,590	4-5-5	2-2-4	4- 2-1	13- 3-2	4-1-0	21- 8-3	5-1-0	12- 1-2
Purdue	W	76-71	A	14,123	2-7-2	10-5-6	2- 3-0	32- 8-2	2-3-0	13- 2-1	2-1-0	13- 7-6
Minnesota	W	74-58	H	14,322	0-3-2	22-6-4	5- 2-0	16- 8-0	2-5-0	9- 1-2	0-0-0	16- 3-2
Wisconsin	L	78-92	A	9,403	5-7-2	8-2-3	2- 1-0	23- 4-1	4-3-0	17- 3-2	2-0-0	16- 6-4
Iowa	W	77-72	H	16,281	9-4-2	16-3-10	0- 1-0	13- 4-0	3-6-2	14- 7-4	0-1-0	22-11-1
Northwestern	W	92-65	H	12,012	6-5-2	4-2-9	7- 4-1	36-10-0	2-1-0	12- 2-1	5-3-0	14- 7-7
Indiana	L	70-76	A	14,224	6-7-4	14-6-5	6- 2-0	16- 5-0	4-2-1	8- 2-0	0-2-0	16- 7-1
Michigan St.	W	80-71	H	14,087	2-3-0	17-5-10	3- 2-0	26- 8-1	12-7-2	15- 6-0	0-0-1	5- 6-6
Ohio State	L	70-82	A	13,276	2-1-1	12-6-7	8- 2-0	21- 8-0	16-7-2	2- 5-1	2-1-1	7- 6-5
Michigan	L	59-68	A	13,605	0-1-7	13-1-5	1- 0-1	15- 4-2	16-8-0	6- 1-0	0-1-0	8- 3-2

1991-92 Illinois Awards

Most Valuable Player	Deon Thomas
Co-Captains	Deon Thomas, Tom Michael
Top Free Throw Shooter (Ralf Woods Award)	T.J. Wheeler
Top Defensive Player	T.J. Wheeler
Top Rebounder	Deon Thomas (193)
Field Goal Percentage Leader	Deon Thomas (.585)
Most Assists	Rennie Clemons (137)
Kenny Battle Award	Rennie Clemons
Purple Heart (Most charges taken)	Rennie Clemons

Awards and Honors

Deon Thomas	Second team All-Big Ten (coaches and media); Illini Classic MVP
Rennie Clemons	Honorable Mention All-Big Ten (coaches); Illini Classic All- Tournament Team
Tom Michael	Honorable Mention All-Big Ten (media); Illini Classic All- Tournament Team

LAST YEAR IN THE BIG TEN

Final Standings

Conference Game	Conference			All Games		
	Won	Lost	Pct	Won	Lost	Pc
1. Ohio State	15	3	.833	26	6	.821
2. Indiana	14	4	.778	27	7	.794
3. Michigan State	11	7	.611	22	8	.733
Michigan	11	7	.611	25	9	.735
5. Iowa	10	8	.556	19	11	.633
6. Purdue	8	10	.444	18	15	.545
Minnesota	8	10	.444	16	16	.500
8. Illinois	7	11	.389	13	15	.464
9. Wisconsin	4	14	.222	13	18	.419
10. Northwestern	2	16	.111	9	19	.321

Scoring

School	GP	Avg
Indiana	18	80.3
Ohio St.	18	77.2
Michigan	18	73.9
Iowa	18	73.9
Illinois	18	70.1
Michigan St.	18	69.8
Purdue	18	67.8
Wisconsin	18	66.8
Minnesota	18	64.3
N'western	18	61.8

Scoring Defense

School	GP	Avg
Indiana	18	66.0
Michigan St.	18	68.5
Ohio St.	18	69.3
Purdue	18	69.3
Minnesota	18	69.8
Illinois	18	70.2
Michigan	18	71.3
Iowa	18	71.9
Wisconsin	18	73.4
N'western	18	76.6

Scoring Margin

School	Own	Opp	Avg
Indiana	80.3	66.0	14.3
Ohio St.	77.2	69.3	7.9
Michigan	73.9	71.3	2.7
Iowa	73.9	71.9	2.0
Michigan St.	69.8	68.5	1.3
Illinois	70.1	70.2	- 0.1
Purdue	67.8	69.3	- 1.5
Minnesota	64.3	69.8	- 5.4
Wisconsin	66.8	73.4	- 6.7
N'western	61.8	76.6	-14.8

Field Goal Percentage

School	FGM	FGA	Pct
Ohio St.	512	1047	.489
Michigan St.	485	979	.495
Indiana	502	1035	.485
Michigan	529	1100	.481
Purdue	442	938	.471
Illinois	426	940	.453
Wisconsin	430	961	.447
Iowa	454	1016	.447
N'western	383	869	.441
Minnesota	436	1082	.403

Three-Point Field Goal Percentage

School	3PM	3PA	Pct
Illinois	87	185	.470
Wisconsin	116	261	.444
Indiana	84	193	.435
Michigan St.	84	203	.414
Purdue	61	160	.381
Ohio St.	74	194	.381
N'western	58	160	.363
Minnesota	77	244	.316
Iowa	61	202	.302
Michigan	63	216	.292

Free Throw Percentage

School	FTM	FTA	Pct
N'western	288	379	.760
Iowa	362	484	.748
Purdue	276	376	.734
Ohio St.	291	401	.726
Indiana	358	504	.710
Michigan St.	203	300	.677
Wisconsin	226	334	.677
Illinois	323	496	.651
Michigan	210	332	.633
Minnesota	209	332	.630

Rebounds

School	GP	RBS	Avg
Michigan	18	688	38.2
Indiana	18	632	35.1
Iowa	18	627	34.8
Illinois	18	615	34.2
Minnesota	18	610	33.9
Ohio St.	18	598	33.2
Michigan St.	18	580	32.2
Purdue	18	560	31.1
N'western	18	513	28.5
Wisconsin	18	510	28.3

Rebound Margin

School	Own	Opp	Mar
Michigan	38.2	32.4	5.8
Purdue	31.1	28.6	2.6
Michigan St.	32.2	30.1	2.1
Illinois	34.2	32.4	1.8
Indiana	35.1	34.3	0.8
Ohio St.	33.2	33.0	0.2
Iowa	34.8	35.9	-1.1
Minnesota	33.9	35.9	-2.0
N'western	28.5	33.1	-4.6
Wisconsin	28.3	33.9	-5.6

Steals

School	GP	No	Avg
Indiana	18	141	7.83
Iowa	18	140	7.78
Ohio St.	18	120	6.67
Minnesota	18	119	6.61
Michigan	18	115	6.39
Michigan St.	18	108	6.00
Wisconsin	18	102	5.67
Illinois	18	98	5.44
N'western	18	90	5.00
Purdue	18	67	3.72

Blocked Shots

School	GP	No	Avg
Iowa	18	92	5.11
Michigan	18	83	4.61
Ohio St.	18	75	4.17
Wisconsin	18	71	3.94
Indiana	18	61	3.39
Illinois	18	55	3.06
Minnesota	18	53	2.94
N'western	18	38	2.11
Michigan St.	18	27	1.50
Purdue	18	20	1.11

Turnover Margin

School	Opp	Own	Mar	School	Opp	Own	Mar
Indiana	296	218	4.3	Illinois	250	267	-.9
Ohio St.	281	217	3.6	Purdue	234	269	-.9
Minnesota	301	253	2.7	Michigan	271	308	-.1
Iowa	295	257	2.1	Michigan St.	261	321	-0
Wisconsin	259	248	0.6	N'western	212	308	-3

1991-92 All-Big Ten Teams

As selected by media panel:

FIRST TEAM

Jim Jackson, Ohio State
 Calbert Cheaney, Indiana
 Acie Earl, Iowa
 Mike Peplowski, Michigan State
 Woody Austin, Purdue

SECOND TEAM

Deon Thomas, Illinois
 Tracy Webster, Wisconsin
 Chris Webber, Michigan
 Jalen Rose, Michigan
 Mark Baker, Ohio State

THIRD TEAM

Shawn Respert, Michigan State
 Chris Jent, Ohio State
 Greg Graham, Ohio State
 Kevin Rankin, Northwestern
 Lawrence Funderburke

HONORABLE MENTION: Tom Michael, Illinois; Eric Anderson, Damon Bailey, Alan Henderson, Indiana; Chris Street, Iowa; Juwan Howard, Michigan; Mark Montgomery, Dwayne Stephens, Michigan State; Arriel McDonald, Minnesota; Jamaal Brown, Ohio State; Michael Finley, Wisconsin.

PLAYER OF THE YEAR: Jim Jackson, Ohio State

FRESHMAN OF THE YEAR: Chris Webber, Michigan

COACH OF THE YEAR: Randy Ayers

As selected by Big Ten coaches:

FIRST TEAM

Jim Jackson, Ohio State
 Calbert Cheaney, Indiana
 Woody Austin, Purdue
 Mike Peplowski, Michigan State
 Acie Earl, Iowa

SECOND TEAM

Deon Thomas, Illinois
 Mark Baker, Ohio State
 Chris Webber, Michigan
 Chris Jent, Ohio State
 Tracy Webster, Wisconsin

THIRD TEAM

Greg Graham, Indiana
 Jalen Rose, Michigan
 Mark Montgomery, Michigan State
 Damon Bailey, Indiana
 Eric Anderson, Indiana
 Shawn Respert, Michigan State

HONORABLE MENTION: Rennie Clemons, Illinois; Val Barnes, James Moses, Chris Street, Iowa; Matt Steigenga, Dwayne Stephens, Michigan State; Dana Jackson, Voshon Lenard, Arriel McDonald, Minnesota; Kevin Rankin, Northwestern; Lawrence Funderburke, Ohio State; Craig Riley, Purdue.

PLAYER OF THE YEAR: Jim Jackson, Ohio State

FRESHMAN OF THE YEAR: Chris Webber, Michigan

DEFENSIVE PLAYER OF THE YEAR: Acie Earl, Iowa

Individual Statistics

Scoring

Player, Team	Gp	Fg-Fga	Pct	3pm-3pa	Pct	Ft-Fta	Pct	Pts	Avg
Jim Jackson, OSU	18	141-275	.513	23-55	.418	91-108	.843	396	22.0
Woody Austin, PUR	18	133-284	.468	36-73	.493	53-65	.815	355	19.7
Calbert Cheaney, IND	18	131-248	.528	15-41	.366	66-84	.786	343	19.1
Deon Thomas, ILL	18	119-217	.548	0-0	.000	105-154	.682	343	19.1
Acie Earl, IOWA	18	110-228	.482	0-0	.000	105-146	.719	325	18.1
Tracy Webster, WIS	18	105-244	.430	53-106	.500	46-53	.868	309	17.2
Jalen Rose, MICH	18	108-228	.474	22-66	.333	64-88	.727	302	16.8
Shawn Respert, MSU	18	102-208	.490	38-76	.500	36-43	.837	278	15.4
Cedric Neloms, NU	18	83-192	.432	3-4	.750	92-121	.760	261	14.5
Kevin Rankin, NU	18	79-182	.434	0-0	.000	98-117	.838	256	14.2
Chris Webber, MICH	18	113-229	.493	8-33	.242	18-43	.419	252	14.0
Chris Jent, OSU	18	96-183	.525	18-48	.375	41-57	.719	251	13.9
James Moses, IOWA	18	88-223	.395	19-66	.288	47-59	.797	242	13.4
Michael Finley, WIS	18	80-182	.440	20-51	.392	60-79	.759	240	13.3
Damon Bailey, IND	18	78-162	.481	26-53	.491	58-73	.795	240	13.3
Mike Peplowski, MSU	18	104-170	.612	0-0	.000	44-67	.657	252	14.0
Tom Michael, ILL	18	78-164	.476	49-88	.557	32-40	.800	237	13.2
Greg Graham, IND	18	74-144	.514	21-41	.512	65-95	.684	234	13.0
Mark Baker, OSU	18	82-176	.466	1-6	.167	58-85	.682	223	12.4
T.J. Wheeler, ILL	17	65-142	.458	26-56	.464	54-64	.844	210	12.4
Voshon Lenard, MINN	18	75-196	.383	25-85	.294	44-55	.800	219	12.2

Field Goal Percentage (minimum 5 made per game)

Player, Team	Gp	Fgm	Fga	Pct
Mike Peplowski, MSU	18	104	170	.612
Deon Thomas, ILL	18	119	217	.548
Calbert Cheaney, IND	18	131	248	.528
Chris Jent, OSU	18	96	183	.525
Jim Jackson, OSU	18	141	275	.513
Chris Webber, MICH	18	113	229	.493
Shawn Respert, MSU	18	102	208	.490
Acie Earl, IOWA	18	110	228	.482
Jalen Rose, MICH	18	108	228	.474
Woody Austin, PUR	18	133	284	.468

Free-Throw Percentage (minimum 2.5 made per game)

Player, Team	Gp	Ftm	Fta	Pct
Tracy Webster, WIS	18	46	53	.868
Vai Barnes, IOWA	18	58	67	.866
T.J. Wheeler, ILL	17	54	64	.844
Jim Jackson, OSU	18	91	108	.843
Kevin Rankin, NU	18	98	117	.838
Matt Waddell, PUR	18	47	57	.825
Woody Austin, PUR	18	53	65	.815
James Moses, IOWA	18	47	59	.797
Damon Bailey, IND	18	58	73	.795
Calbert Cheaney, IND	18	66	84	.786

Steals

Player, Team	Gp	No	Avg
Chris Webber, MICH	18	35	1.94
Greg Graham, IND	18	32	1.78
Rennie Clemons, ILL	18	29	1.61
Kevin Smith, IOWA	18	27	1.50
Mark Montgomery, MSU	20	28	1.40
Jim Jackson, OSU	18	25	1.39
Mark Baker, OSU	18	25	1.39
Voshon Lenard, MINN	18	25	1.39
James Moses, IOWA	18	25	1.39
Calbert Cheaney, IND	18	23	1.28

Three-Point Field Goals Per Game

Player, Team	Gp	3pm	3pa	Avg
Tracy Webster, WIS	18	53	106	2.90
Tom Michael, ILL	18	49	88	2.70
Shawn Respert, MSU	18	38	76	2.11
Woody Austin, PUR	18	36	73	2.00
Todd Leslie, NU	18	35	82	1.90
T.J. Wheeler, ILL	17	26	56	1.50

Rebounds

Player, Team	Gp	No	Avg
Chris Webber, MICH	18	177	9.8
Mike Peplowski, MSU	18	161	9.0
Chris Street, IOWA	18	153	8.5
Kevin Rankin, NU	18	131	7.3
Jim Jackson, OSU	18	126	7.0
Alan Henderson, IND	17	113	6.6
Acie Earl, IOWA	18	119	6.6
Lawrence Funderburke, OSU	18	114	6.3
Deon Thomas, ILL	18	113	6.3
Michael Finley, WIS	18	105	5.8

Blocked Shots

Player, Team	Gp	No	Avg
Acie Earl, IOWA	18	71	3.94
Lawrence Funderburke, OSU	18	48	2.67
Chris Webber, MICH	18	36	2.00
Bob Martin, MINN	18	28	1.56
Deon Thomas, ILL	18	27	1.50
Eric Anderson, IND	18	26	1.44
Kevin Rankin, NU	18	22	1.22
Alan Henderson, IND	17	20	1.18
Louis Ely, WIS	17	18	1.06
Michael Finley, WIS	18	14	0.78

Three-Point Field Goal Pct. (min. 1.5 made per game)

Player, Team	Gp	3pm	3pa	Pct
Tom Michael, ILL	18	49	88	.557
Shawn Respert, MSU	18	38	76	.500
Tracy Webster, WIS	18	53	106	.500
Woody Austin, PUR	18	36	73	.493
T.J. Wheeler, ILL	17	26	56	.464
Todd Leslie, NU	18	35	82	.427

Assists

Player, Team	Gp	No	Avg
Mark Montgomery, MSU	18	112	6.2
Rennie Clemons, ILL	18	95	5.3
Mark Baker, OSU	18	88	4.9
Tracy Webster, WIS	18	80	4.4
Kevin Smith, IOWA	18	80	4.4
Jim Jackson, OSU	18	68	3.8
Arriel McDonald, MINN	18	68	3.8
Damon Bailey, IND	18	67	3.7
Jalen Rose, MICH	18	66	3.7
Travis Trice, PUR	18	65	3.6

1991-92 GAME-BY-GAME

PENN STATE VS. ILLINOIS

November 25, 1991, Assembly Hall

Penn State 65, Illinois 50

The Fighting Illini didn't look inexperienced at the outset - they ran up the score 16-0 in the first 7 1/2 minutes against the veteran Nittany Lions - but couldn't hold on to win. Penn State put together a 14-0 run of its own, late in the first half and early in the second. Illinois opened the season without guard Brooks Taylor, who had fractured a toe in practice two weeks earlier. Henson lamented about inept perimeter defense and physical toughness after the game, and also pointed to an overabundance of UI turnovers as contributing factors to Illinois' 11th loss in 87 season openers.

PENN ST. (65)	FGM-A	3PM-A	FTM-A	Reb	PF	TP	A	TO	BK	S	MIN
Carr	0-1	0-0	0-0	2	2	0	0	0	0	0	18
Hayes	4-14	0-0	8-9	4	3	16	3	3	0	1	34
Degitz	7-12	0-0	2-4	8	2	16	0	2	0	1	36
Barnes	8-14	3-6	3-4	2	3	22	1	2	0	1	39
Brown	4-10	1-4	1-5	11	2	10	2	2	0	4	40
Gaudio	0-5	0-0	0-1	4	2	0	0	3	0	0	22
Anderson	0-0	0-0	0-0	0	1	0	0	1	0	0	5
Williams	0-0	0-0	0-0	0	0	0	0	0	0	0	1
Dietz	0-1	0-1	1-2	1	2	1	1	0	0	0	5
Totals	23-57	4-11	15-25	33	17	65	7	13	0	7	200
	FG%: .404		FT%: .600								

Halftime Score: Illinois 30, Penn State 22

ILLINOIS (60)	FGM-A	3PM-A	FTM-A	Reb	PF	TP	A	TO	BK	S	MIN
Michael	4-7	4-7	2-2	5	5	14	1	0	2	0	26
Pierce	4-10	0-0	3-4	9	5	11	4	7	1	0	39
Thomas	8-11	0-0	2-2	9	1	18	0	1	3	0	36
Clemons	2-7	0-2	2-3	4	4	6	5	1	0	2	34
Wheeler	1-6	0-3	2-4	4	4	4	3	6	0	2	35
Bennett	1-2	1-1	0-0	1	1	3	0	1	0	0	3
Davidson	0-2	0-1	2-2	1	2	2	0	1	1	0	14
Geers	0-2	0-0	0-0	0	0	0	0	1	1	1	4
Clarida	0-0	0-0	0-0	0	0	0	0	1	0	0	5
Tuttle	1-1	0-0	0-0	0	1	2	1	0	0	0	1
Duis	0-0	0-0	0-0	0	0	0	0	0	0	0	1
Roth	0-0	0-0	0-0	0	0	0	0	0	0	0	1
Williams	0-0	0-0	0-0	0	0	0	0	0	0	0	1
Totals	21-48	5-14	13-17	31	22	60	14	19	8	5	200
	FG%: .438		FT%: .765								

NORTHEAST LOUISIANA VS. ILLINOIS

November 30, 1991, Assembly Hall

Illinois 95, Northeast Louisiana 70

Illinois played a quick, aggressive Northeast Louisiana team even for the first 8 1/2 minutes of play, but then put on a 17-0 run during the next 5:17 to take command with 6:04 left in the half. But unlike five days earlier, the Orange and Blue maintained control with an unrelenting man-to-man defense and excellent shot selection, which resulted in 65 percent shooting from the field on the night. Brooks Taylor's eight rebounds and four assists were a boost, while Deon Thomas had a strong performance inside with 20 points and eight rebounds. Rennie Clemons and Scott Pierce both had career highs in scoring, Clemons with 25 points and five assists, and Pierce with 18 points and seven rebounds.

NE Louisiana (70)	FGM-A	3PM-A	FTM-A	Reb	PF	TP	A	TO	BK	S	MIN
Stuart	4-19	1-3	2-5	8	3	11	2	2	1	0	32
Jacobs	4-10	1-5	0-0	2	2	9	2	0	0	2	30
Byrd	3-6	0-0	0-0	3	3	6	1	1	0	0	14
Davis	4-12	2-6	4-6	4	3	14	2	2	1	2	32
Johnson	4-11	0-4	5-7	5	5	13	2	2	0	2	28
Hurst	0-3	0-1	0-0	0	5	0	2	0	0	0	12
Enloe	1-3	0-2	2-2	0	0	4	2	1	0	1	11
Williams	1-3	0-1	1-2	1	0	3	0	0	0	0	8
Braggs	2-4	0-0	0-0	1	1	4	1	1	0	0	7
Murray	1-4	0-0	0-0	3	3	2	0	0	0	0	9
Smith	1-3	0-0	2-2	3	4	4	1	1	1	0	17
Totals	25-78	4-22	16-24	34	29	70	15	10	3	7	200
	FG%: .321		FT%: .667								

Halftime score: Illinois 50, Northeast Louisiana 35

ILLINOIS (95)	FGM-A	3PM-A	FTM-A	Reb	PF	TP	A	TO	BK	S	MIN
Michael	2-4	0-1	0-0	4	4	4	2	4	0	0	19
Pierce	8-13	0-0	2-2	7	2	18	1	3	0	0	28
Thomas	7-10	0-0	6-12	8	0	20	4	2	3	2	31
Clemons	8-9	1-1	8-11	4	1	25	5	2	1	1	29
Wheeler	3-5	2-2	1-1	2	3	9	2	2	0	0	20
Taylor	2-3	1-1	2-3	8	3	7	4	2	1	1	27
Bennett	1-3	0-0	2-6	5	2	4	0	4	2	0	7
Davidson	2-3	0-0	0-0	3	1	4	1	1	0	1	14
Tuttle	0-0	0-0	0-0	2	4	0	2	1	0	0	12
Clarida	0-0	0-0	2-3	1	0	2	0	0	0	0	3
Williams	1-1	0-0	0-0	0	0	2	0	0	0	0	1
Maher	0-0	0-0	0-0	0	1	0	1	0	0	0	1
Versendaal	0-0	0-0	0-0	0	0	0	0	0	0	0	1
Duis	0-1	0-0	0-0	0	0	0	0	0	1	0	3
McAleenan	0-0	0-0	0-0	0	0	0	0	0	0	0	1
Roth	0-0	0-0	0-0	0	0	0	0	0	0	0	3
Totals	34-52	4-5	23-38	47	21	95	22	21	8	5	200
	FG%: .654		FT%: .605								

TENNESSEE STATE VS. ILLINOIS

December 3, 1991, Assembly Hall

Illinois 78, Tennessee State 56

This was Lou Henson's 500th game as Illinois head coach. The Orange and Blue jumped out to an 18-2 lead before TSU's Tim Horton hit his team's first field goal, his first of four three-pointers on the night. It was never a contest, as Illinois built up a lead that peaked at 38 points, just before Deon Thomas left the game with 8:04 left in the game. Thomas made six consecutive shots just before he departed the game. Before the game was over, Lou Henson had emptied his bench, and all 17 players who dressed appeared in the game. The UI defense was extremely effective again on this night, limiting Tennessee State to just 13 points in the first half.

TENN. STATE (56)	FGM-A	3PM-A	FTM-A	Reb	PF	TP	A	TO	BK	S	MIN
Moore	4-6	0-0	0-2	4	4	8	0	5	0	0	23
Beckham	1-3	0-0	0-2	3	2	2	1	2	0	0	21
Burwell	1-4	0-0	3-6	5	4	5	0	3	1	0	24
Horton	5-14	4-9	3-6	6	2	17	3	5	0	1	39
Bond	3-11	3-6	0-0	7	2	9	2	3	0	1	32
Wilson	3-10	0-1	2-4	3	0	8	3	2	0	0	28
Jones	1-2	1-1	0-0	0	0	3	0	2	0	0	6
Edwards	1-2	0-0	0-0	2	2	2	1	1	1	0	14
Whaley	1-6	0-0	0-0	2	0	2	0	2	0	0	13
Totals	20-58	8-17	8-20	37	16	56	10	25	2	2	200
	FG%: .345		FT%: .400								

Halftime score: Illinois 45, Tennessee State 13

ILLINOIS (78)	FGM-A	3PM-A	FTM-A	Reb	PF	TP	A	TO	BK	S	MIN
Michael	4-7	3-5	0-1	4	2	11	1	1	0	1	18
Pierce	2-4	0-0	5-6	2	1	9	4	1	1	1	22
Thomas	10-13	0-0	3-6	4	0	23	1	2	1	1	24
Clemons	2-3	0-1	2-2	4	0	6	4	3	1	1	18
Wheeler	3-5	1-1	0-0	5	0	7	2	1	0	1	21
Geers	0-5	0-2	0-0	4	0	0	0	0	0	0	8
Taylor	1-3	1-2	0-2	4	3	3	4	3	0	3	22
Bennett	3-12	0-0	0-1	4	2	6	0	1	2	2	18
Davidson	1-6	1-4	0-0	2	5	3	3	2	0	0	23
Tuttle	1-3	0-1	4-4	1	1	6	0	1	0	0	9
Clarida	0-0	0-0	0-0	0	0	0	0	0	0	0	2
Williams	1-1	0-0	0-0	1	0	2	0	0	0	0	1
Maher	0-0	0-0	0-0	1	1	0	0	1	0	0	1
Sloan	0-0	0-0	0-0	0	0	0	0	0	0	0	1
Duis	0-2	0-2	0-0	0	0	0	0	1	0	0	3
Ostendorf	0-0	0-0	0-0	0	0	0	0	0	0	0	1
Roth	1-4	0-0	0-1	4	1	2	1	0	0	0	8
Totals	29-68	6-18	14-23	45	16	78	20	17	5	10	200
	FG%: .426		FT%: .609								

HAWAII VS. ILLINOIS

December 6, 1991, Assembly Hall
Illinois 69, Hawaii 64

The Fighting Illini opened the 13th Annual Illini Classic with a lackluster five-point win over the Hawaii Rainbows. Lou Henson felt his team was passive offensively, and pointed to careless turnovers which prevented Illinois from putting the game away. Illinois committed 20 turnovers, 13 of which came on Hawaii steals. The Fighting Illini lead was, 56-43, with 11:42 remaining, but the Rainbows narrowed the gap twice to just four points before all was said and done. In addition, UI survived an 8 1/2-minute period in the second half without scoring a field goal. Illinois outscored Hawaii, 25-5, from the free throw line, which spelled the difference in the game. Deon Thomas led the way for the Fighting Illini with a 24-point effort, his highest of the season to date. It was also the fourth time in as many outings that Thomas shot 70 percent or better from the field.

HAWAII (64)	FGM-A	3PM-A	FTM-A	Reb	PF	TP	A	TO	BK	S	MIN
Phillip	1-3	0-0	0-1	0	4	2	2	0	0	1	17
Shepherd	1-3	0-0	0-0	4	5	2	0	2	0	4	21
Walz	5-9	0-0	0-0	6	5	10	0	2	0	0	27
Akana	0-2	0-0	0-0	0	2	0	0	0	0	0	3
Lott	10-24	5-12	0-4	2	2	25	5	0	0	3	39
Ribeiro	1-4	0-0	0-1	2	4	2	1	3	0	0	16
Woodard	6-9	1-2	1-2	4	4	14	0	1	0	1	24
Winter	0-0	0-0	0-0	2	2	0	0	0	0	0	11
Taylor	1-4	1-4	2-2	1	2	5	6	4	0	3	35
Rosegreen	1-1	0-0	0-0	0	0	2	0	0	0	1	1
McGee	0-0	0-0	2-2	0	0	2	0	0	0	0	2
Stovall	1-0	0-1	0-0	1	1	0	1	0	0	0	4
Totals	26-60	7-19	5-12	25	31	64	15	12	0	13	200
	FG%: .433		FT%: .417								

Halftime score: Illinois 37, Hawaii 32

ILLINOIS (69)	FGM-A	3PM-A	FTM-A	Reb	PF	TP	A	TO	BK	S	MIN
Michael	3-6	1-2	1-4	5	2	8	2	2	1	0	30
Pierce	1-3	0-0	4-4	7	3	6	2	1	1	0	33
Thomas	10-14	0-0	4-9	8	1	24	0	7	1	0	35
Clemons	4-8	0-0	11-15	6	2	19	5	5	1	1	34
Wheeler	0-1	0-0	2-2	4	4	2	0	2	0	1	20
Taylor	2-2	1-1	2-2	1	5	7	4	0	0	0	24
Bennett	0-1	0-0	0-0	1	1	0	0	0	0	0	4
Davidson	1-1	0-0	1-4	1	0	3	0	1	0	0	13
Tuttle	0-1	0-0	0-0	0	0	0	0	1	0	0	2
Clarida	0-0	0-0	0-0	0	0	0	0	0	0	0	1
Williams	0-0	0-0	0-0	0	0	0	0	0	0	0	1
Duis	0-0	0-0	0-0	0	0	0	0	0	0	0	1
Schnaderbeck	0-0	0-0	0-0	0	0	0	0	0	0	0	1
Roth	0-0	0-0	0-0	0	0	0	0	1	0	0	1
Totals	21-37	2-3	25-40	33	18	69	13	20	4	2	200
	FG%: .568		FT%: .625								

WASHINGTON VS. ILLINOIS

December 7, 1991, Assembly Hall
Illinois 76, Washington 55

This championship game of the 13th Annual Illini Classic was not much of a contest. The Fighting Illini, after trailing, 6-0, built a 12-11 first-half lead into a 38-16 margin with 18:08 left in the game, thanks to a 26-5 run, and never looked back. T. J. Wheeler led Illinois with 14 points, while Tom Michael added 13, and Rennie Clemons contributed 11. The Huskies' box-and-one defense was very successful in limiting Deon Thomas to just six points, his lowest output of the season, but it opened up things for the Illini perimeter players, who went 8-of-16 from three-point range. The win was Illinois' 26th in as many Illini Classic outings, and produced its 13th Classic championship in as many tries. Deon Thomas was the tournament's MVP, and Rennie Clemons and Tom Michael were also voted to the all-tourney team.

WASHINGTON (55)	FGM-A	3PM-A	FTM-A	Reb	PF	TP	A	TO	BK	S	MIN
Woods	1-4	1-3	0-0	2	4	3	2	2	0	2	24
Pope	0-3	0-0	1-2	3	5	1	1	4	1	0	21
Manning	2-7	0-0	9-10	3	3	13	0	0	0	1	34
Pagett	3-6	3-5	0-0	0	2	9	1	2	0	0	19
Youngblood	4-5	1-1	0-0	4	4	9	2	2	0	0	23
Didrickson	0-0	0-0	0-0	1	0	0	1	0	0	0	1
French	1-1	0-0	1-2	0	1	3	0	0	0	2	4
Boston	1-3	0-1	4-5	2	1	6	2	3	0	1	33
Woods	0-1	0-0	0-0	1	1	0	2	1	0	0	6
Narn	2-4	1-1	0-0	3	2	5	1	3	0	0	12
Meekins	3-9	0-0	0-0	2	2	6	2	1	0	0	23
Totals	17-43	6-11	15-19	21	25	55	14	18	1	6	200
	FG%: .395		FT%: .789								

Halftime score: Illinois 31, Washington 16

ILLINOIS (76)	FGM-A	3PM-A	FTM-A	Reb	PF	TP	A	TO	BK	S	MIN
Michael	4-9	4-8	1-2	6	2	13	0	1	0	0	24
Pierce	4-6	0-1	1-2	4	3	9	1	2	1	0	24
Thomas	3-3	0-0	0-0	2	1	6	0	0	1	2	25
Clemons	4-7	2-2	1-2	2	4	11	5	2	0	1	21
Wheeler	5-10	0-2	4-5	3	2	14	4	1	0	1	28
Taylor	1-4	1-2	4-6	3	0	7	3	3	0	1	28
Geers	1-1	1-1	3-4	0	0	6	0	1	0	0	3
Bennett	3-3	0-0	0-0	4	3	6	1	0	0	1	14
Davidson	1-3	0-0	0-0	1	0	2	1	0	0	0	17
Tuttle	0-0	0-0	0-0	0	1	0	1	3	0	1	6
Clarida	0-0	0-0	0-0	0	0	0	0	0	0	0	2
Williams	0-0	0-0	0-0	0	0	0	0	0	0	0	1
Duis	0-0	0-0	0-0	0	0	0	1	0	0	0	2
Roth	0-1	0-0	2-2	1	0	2	0	0	0	0	5
Totals	26-47	8-16	16-25	30	16	76	17	13	2	7	200
	FG%: .553		FT%: .640								

ILLINOIS VS. TEMPLE

December 10, 1991, McGonigle Hall, Philadelphia, Pa.
Temple 92, Illinois 56

The Fighting Illini wouldn't face final exam week in the classrooms for almost another week, but they had a very stern test in Philadelphia on their first road trip. The Fighting Illini shot just .327 from the field, including a cold .185 from three-point range; they were outrebounded, 40-34, and 19 of their 24 turnovers came on Temple steals. It was the most decisive UI defeat in the Lou Henson era, and the most lopsided loss since Harv Schmidt's final season at Illinois, when Indiana defeated the Orange and Blue, 107-67, Feb. 9, 1974 at Bloomington, Ind.

ILLINOIS (56)	FGM-A	3PM-A	FTM-A	Reb	PF	TP	A	TO	BK	S	MIN
Pierce	0-2	0-0	2-2	3	3	2	1	6	0	0	17
Michael	3-14	3-12	0-0	7	1	9	4	4	1	0	33
Thomas	3-8	0-0	4-4	6	0	10	0	1	2	1	30
Clemons	5-12	1-5	0-0	1	2	11	2	3	1	0	27
Wheeler	1-7	0-5	4-4	4	2	6	1	2	0	1	28
Bennett	2-3	0-0	1-2	5	3	5	0	1	0	0	25
Taylor	1-3	0-2	0-0	2	2	2	5	4	1	2	20
Davidson	2-4	0-1	1-2	3	1	5	0	1	0	1	11
Roth	0-0	0-0	0-0	0	0	0	0	0	1	0	2
Tuttle	0-1	0-1	3-4	0	0	3	1	1	0	0	3
Clarida	0-0	0-0	0-0	0	0	0	1	0	0	0	1
Geers	0-0	0-0	0-0	0	1	0	0	0	0	0	1
Duis	1-1	1-1	0-0	0	0	3	0	0	0	0	1
Williams	0-0	0-0	0-0	1	0	0	0	1	0	0	1
Totals	18-55	5-27	15-18	34	15	56	15	24	6	5	200
	FG%: 32.7		FT%: 83.3								

Halftime score: Temple 43, Illinois 25

TEMPLE (92)	FGM-A	3PM-A	FTM-A	Reb	PF	TP	A	TO	BK	S	MIN
Jones	9-14	2-6	0-0	5	3	20	0	0	0	1	28
Kilgore	9-16	3-6	6-10	4	1	27	6	1	0	3	35
Strickland	2-7	0-0	0-0	3	3	4	0	0	3	2	14
Carstarphen	0-4	0-4	2-2	3	2	2	6	1	0	2	19
McKie	8-11	3-5	2-3	8	3	21	3	1	0	5	40
Brunson	2-5	1-3	0-0	6	2	5	6	5	0	2	23
Spears	3-9	0-0	1-2	8	3	7	0	3	0	3	23
Ozment	2-3	0-0	1-2	1	2	5	1	0	0	1	13
Linnen	0-0	0-0	1-2	1	2	1	0	0	0	0	5
Totals	35-69	9-24	13-21	40	21	92	22	11	3	19	200
	FG%: 50.7		FT%: 61.9								

MARYLAND-BALTIMORE VS. ILLINOIS

December 21, 1991, Assembly Hall

Illinois 84, Maryland-Baltimore 71

An 11-day layoff from competition, final semester examinations, and bouts with flu and strep throat made this a tough one for the Fighting Illini. UMBC came into the game 1-5, but stayed in striking distance much of the way. Lou Henson strayed from his all-sophomore (Thomas-Michael-Pierce-Clemons-Wheeler) lineup for the first time during the season. Brooks Taylor earned his first start of the year, replacing the under-the-weather Thomas. Illinois did a good job under the boards, winning the battle, 39-24, and shot better than .500, but the team ballhandling and defense left something to be desired. Deon Thomas, who missed four days of practice during the week with flu and strep throat, came off the bench to lead Illinois with 21 points and six rebounds. Scott Pierce notched the first double-double of his college career, with 17 points (just one less than his career high) and 11 rebounds, which were a career high.

UMBC (71)	FGM-A	3PM-A	FTM-A	Reb	PF	TP	A	TO	BK	S	MIN
Thompson	3-12	1-3	6-6	4	3	13	2	6	0	0	35
Watkins	6-9	0-0	4-8	6	1	16	1	4	0	1	35
Fasaye	2-3	0-0	2-2	3	1	6	0	2	1	1	19
Ferguson	1-3	0-0	0-0	0	5	2	1	0	0	1	10
Saunders	3-8	1-5	0-0	0	2	7	0	3	0	1	30
Harris	2-2	0-0	3-4	3	1	7	9	3	0	5	27
Wright	4-12	3-8	0-0	1	2	11	1	1	0	0	20
Andrews	4-5	0-0	0-0	3	2	8	0	2	1	1	15
Swann	0-0	0-0	0-0	0	0	0	0	0	0	0	1
Franklin	0-1	0-0	0-0	0	0	0	0	0	0	0	1
Bellinger	0-0	0-0	1-2	1	1	1	0	1	0	0	7
Totals	25-55	5-16	16-22	24	18	71	14	22	2	10	200
	FG%: .455		FT%: .727								

Halftime score: Illinois 45, UMBC 34

ILLINOIS (84)	FGM-A	3PM-A	FTM-A	Reb	PF	TP	A	TO	BK	S	MIN
Michael	3-9	2-5	4-4	2	2	12	0	1	0	1	24
Pierce	8-14	0-0	1-2	11	2	17	3	2	1	2	32
Clemons	6-9	0-0	2-2	3	3	14	6	4	0	1	31
Wheeler	3-5	0-0	2-2	3	2	8	3	4	0	0	21
Taylor	0-2	0-0	0-0	4	3	0	4	6	0	2	28
Thomas	9-15	0-0	3-5	6	2	21	1	0	1	3	28
Bennett	4-5	0-0	0-1	2	2	8	2	1	2	0	20
Davidson	1-3	0-0	0-0	2	0	2	1	1	0	0	7
Geers	0-1	0-0	0-0	0	1	0	0	0	0	0	3
Tuttle	0-0	0-0	0-0	0	0	0	1	0	1	1	3
Duis	0-1	0-0	0-0	1	0	0	0	2	0	0	2
Roth	1-1	0-0	0-0	2	0	2	0	0	0	0	1
Totals	35-65	2-5	12-16	39	17	84	21	21	5	10	200
	FG%: .538		FT%: .750								

ILLINOIS VS. MISSOURI

December 23, 1991, The Arena, St. Louis, Mo.

Missouri 61, Illinois 44

Illinois faced its first ranked opponent of the season, the No. 17 Missouri Tigers at The Arena in St. Louis. Mizzou broke the eight-year Fighting Illini win streak with a tight man-to-man defense, which held UI to its poorest field goal shooting (.237) since February 19, 1972. In addition, Illinois' 44 points against Missouri were the fewest for the Fighting Illini since a 54-34 loss at Purdue, Jan. 30, 1985. The Orange and Blue did manage to match the Tigers under the boards, 39-39, and registered a season-high (to date) 18 offensive rebounds. Deon Thomas led Illinois with 12 points and 10 rebounds.

ILLINOIS (44)	FGM-A	3PM-A	FTM-A	Reb	PF	TP	A	TO	BK	S	MIN
Taylor	0-7	0-3	2-2	3	4	2	2	2	0	1	23
Tuttle	0-1	0-0	0-0	1	2	0	0	2	0	0	6
Clemons	2-10	1-3	4-6	4	1	9	2	6	0	2	38
Roth	0-0	0-0	0-0	0	0	0	0	0	0	0	1
Pierce	2-4	0-0	0-1	3	5	4	3	0	0	0	17
Thomas	4-9	0-0	4-5	10	3	12	0	3	2	1	31
Bennett	1-5	0-0	1-2	4	1	3	0	2	1	0	19
Michael	4-17	2-9	0-1	8	0	10	1	3	1	0	33
Davidson	0-0	0-0	0-0	2	1	0	0	0	0	0	3
Wheeler	1-6	0-1	2-2	2	5	4	2	0	0	0	29
Totals	14-59	3-16	13-19	39	22	44	10	18	4	4	200
	FG%: .237		FT%: .684								

Halftime score: Missouri 32, Illinois 16

MISSOURI	FGM-A	3PM-A	FTM-A	Reb	PF	TP	A	TO	BK	S	MIN
Crudup	7-14	0-1	2-2	10	2	16	3	3	4	2	40
Smith	0-1	0-0	0-0	2	1	0	3	4	0	1	27
Booker	4-8	1-2	4-4	7	3	13	6	3	1	0	39
Frazier	2-7	0-0	2-4	5	4	6	0	1	0	2	29
Frost	0-0	0-0	0-0	0	0	0	0	0	0	0	1
Coleman	1-1	0-0	0-0	2	1	2	2	0	0	2	5
Peeler	6-13	0-2	1-5	6	5	13	2	4	1	1	31
Warren	4-4	0-0	3-7	5	2	11	1	5	0	2	28
Totals	24-48	1-5	12-22	39	18	61	17	20	6	10	200
	FG%: .500		FT%: .545								

ILLINOIS VS. ILLINOIS-CHICAGO

December 30, 1991, UIC Pavilion, Chicago, Ill.

Illinois 94, Illinois-Chicago 87, OT

The Fighting Illini played this game with its sister school before the Flames' largest home crowd ever (7,365). The cat-quick UIC team forced Illinois into 29 turnovers, just three fewer than the UI record. Deon Thomas shot 16-of-20, and scored a career-high 39 points, while tying a career-high with his 16 rebounds. The Fighting Illini countered the UIC quickness, employing a three-guard lineup much of the time, and platooning a four-guard offensive lineup down the stretch. Walkon freshman guard Will Tuttle came off the bench and played almost the entire second half. Tuttle contributed nine points, four rebounds, three assists, three blocked shots and three steals, and did an effective job directing the UI attack. Travon Hughes' two three-pointers in the final seven seconds of regulation forced the overtime.

Table with columns: ILLINOIS (94), FGM-A, 3PM-A, FTM-A, Reb, PF, TP, A, TO, BK, S, MIN. Lists statistics for players like Pierce, Michael, Thomas, Taylor, Wheeler, Clemons, Bennett, Davidson, Tuttle, Roth, and Totals.

Halftime score: Illinois 34, UIC 28

End of regulation: Illinois 75, UIC 75

Table with columns: UIC (87), FGM-A, 3PM-A, FTM-A, Reb, PF, TP, A, TO, BK, S, MIN. Lists statistics for players like Hill, Buchanan, Witherspoon, Williams, Hughes, Johnson, Jones, Dillard, Lyle, Thigpen, and Totals.

CONNECTICUT VS. ILLINOIS

January 4, 1992, Assembly Hall

Connecticut 70, Illinois 66

This was Illinois' first day game and its second game of the season against a nationally-ranked club. The Huskies were 9-0 and ranked No. 5 coming into the nationally-televized game. Full-court pressure by UConn in the early going seemed to help Illinois. Repeatedly, Illinois was able to find the open man for an easy basket. Robert Bennett fed Tom Michael for a layup with 4:31 left in the first half to give Illinois its biggest lead of the day at 34-22. But All-America candidate Chris Smith almost single-handedly brought the Huskies back, igniting a 14-3 run to close the first half with four baskets and an assist. The Fighting Illini led, 37-36, at the intermission, and neither team could muster more than a three-point advantage during the first 10 minutes of the second half. Connecticut took the lead for good at 53-52 with two Smith free throws at the 8:32 mark. Smith finished with a career-high 33 points to lead all scorers. Illini center Deon Thomas led the Orange and Blue with 26 points and 11 rebounds; it was his third double-double in a row. Illinois finished the non-conference portion of its season with its lowest winning percentage (6-4, .600) since 1974-75, when Gene Bartow's only UI team went 4-4 (.500).

Table with columns: UCONN (70), FGM-A, 3PM-A, FTM-A, Reb, PF, TP, A, TO, BK, S, MIN. Lists statistics for players like Walker, Marshall, Sellers, Smith, Burrell, Ollie, Fair, Cyruulik, and Totals.

Halftime score: Illinois 37, Connecticut 36

Table with columns: ILLINOIS (66), FGM-A, 3PM-A, FTM-A, Reb, PF, TP, A, TO, BK, S, MIN. Lists statistics for players like Michael, Pierce, Thomas, Wheeler, Clemons, Taylor, Bennett, Davidson, Tuttle, Duis, and Totals.

PURDUE VS. ILLINOIS

January 8, 1992, Assembly Hall

Illinois 74, Purdue 72, OT

The Fighting Illini posted their fourth consecutive win over the Boilermakers for the first time since their 11-game win streak from 1950-56. UI's largest lead was an 11-point bulge (28-17) with 3:05 left in the first half, which disappeared one minute into the second period. Illinois forward Tom Michael scored a career-high 20 points in the game, and was supported by 19 from Deon Thomas and 18 from Rennie Clemons. Purdue's Lunc Darnier hit a three-pointer with 20 seconds left in regulation to send the game into overtime. In the extra session, Illinois had just one field goal, but hit 9-of-12 free throws to take the victory.

Table with columns: PURDUE (72), FGM-A, 3PM-A, FTM-A, Reb, PF, TP, A, TO, BK, S, MIN. Lists statistics for players like Darnier, Stanback, McNary, Waddell, Austin, Trice, Painter, Martin, Brantley, Riley, and Totals.

Halftime score: Illinois 32, Purdue 28

End of regulation: Illinois 63, Purdue 63

Table with columns: ILLINOIS (74), FGM-A, 3PM-A, FTM-A, Reb, PF, TP, A, TO, BK, S, MIN. Lists statistics for players like Michael, Pierce, Bennett, Clemons, Taylor, Thomas, Wheeler, Tuttle, Davidson, and Totals.

ILLINOIS VS. MICHIGAN STATE

January 11, 1992, Breslin Student Events Center, E. Lansing, Mich.

Michigan State 77, Illinois 75

This one had to go down in the annals as one of the most disappointing losses in recent memory for the Fighting Illini. The young Illini battled their way to an early 18-4 run and held as much as a 16-point lead in their first road game of the Big Ten season. After letting the Spartans back into it and even falling behind by as many as seven points, the Orange and Blue fought back to a four-point advantage, 74-70, with 51 seconds remaining. But Illinois could hit only 1-of-4 free throws down the stretch, and Rennie Clemons was called for a charge with the score tied, 75-75, and 3.6 seconds left. MSU's Dwayne Stephens hit Kris Weshinsky for an open layup as time ran out to give the Spartans the victory. Brooks Taylor ended his 166-minute basketless drought emphatically with a driving slam dunk one minute into the game, but it was cold shooting (29 percent) from the three UI guards that spelled the most trouble for the Orange and Blue.

ILLINOIS (75)	FGM-A	3PM-A	FTM-A	Reb	PF	TP	A	TO	BK	S	MIN
Pierce	3-7	0-0	1-4	6	2	7	0	2	0	1	28
Michael	7-12	4-7	2-2	4	3	20	0	2	0	1	37
Thomas	4-11	0-0	5-9	9	2	13	2	2	3	1	37
Taylor	4-10	0-1	0-2	3	3	8	2	1	0	2	23
Clemons	3-13	0-3	4-4	6	3	10	3	3	0	3	34
Bennett	4-7	0-0	0-1	5	2	8	0	1	0	0	17
Wheeler	2-8	0-2	5-5	4	2	9	1	0	0	0	24
Totals	27-68	4-13	17-27	39	17	75	8	11	3	8	200
	FG%: .397		FT%: .630								

Halftime score: Illinois 38, Michigan State 32

MICHIGAN ST.(77)	FGM-A	3PM-A	FTM-A	Reb	PF	TP	A	TO	BK	S	MIN
Stephens	4-8	2-3	1-2	7	3	11	5	4	0	4	36
Steigenga	4-10	0-1	1-2	3	4	9	2	1	2	1	28
Peplowski	7-13	0-0	4-5	10	4	18	1	4	0	1	30
Montgomery	2-2	0-0	1-3	2	4	5	8	4	0	1	31
Respert	12-18	3-6	1-2	5	2	28	2	2	0	0	39
Weshinsky	1-4	0-1	0-0	1	1	2	0	0	0	0	10
Snow	0-0	0-0	0-0	0	0	0	0	0	0	0	1
Zulauf	0-1	0-0	0-0	2	2	0	0	2	0	0	6
Miller	2-6	0-0	0-0	9	2	4	0	2	0	1	19
Totals	32-62	5-11	8-14	40	22	77	18	19	2	8	200
	FG%: .516		FT%: .571								

ILLINOIS VS. IOWA

January 15, 1992, Carver Hawkeye Arena, Iowa City, Iowa

Iowa 74, Illinois 69

The Fighting Illini dug themselves an 18-point deficit hole with 31 percent shooting and 11 turnovers in the first half, but an 18-7 run early in the second half, and later on, a 15-7 run brought Illinois back. Illinois' 12-of-29 free throw shooting eventually took its toll. A technical foul on the Orange and Blue for calling a time out with nine seconds left in the game (when Illinois didn't have any left to call) and UI down by three, slammed the door on the visitors. Tom Michael scored 20 points for the third time in as many Big Ten games to lead the Illini, and added a career-high 10 rebounds.

ILLINOIS (69)	FGA-M	3PM-A	FTM-A	Reb	PF	TP	A	TO	BK	S	MIN
Pierce	1-5	0-0	1-2	2	2	3	0	2	0	0	14
Michael	5-15	5-11	5-8	10	4	20	1	1	0	0	34
Thomas	5-14	0-0	2-4	7	1	12	0	2	1	3	29
Taylor	3-4	2-2	2-4	5	4	10	5	6	0	4	35
Clemons	5-10	0-2	0-3	2	4	10	5	3	0	5	34
Bennett	1-2	0-0	0-4	5	3	2	0	3	0	0	15
Tuttle	0-1	0-1	0-0	0	0	0	0	1	0	0	8
Wheeler	3-7	2-4	2-2	2	5	10	4	2	0	0	22
Davidson	1-1	0-0	0-2	2	0	2	1	0	0	0	9
Totals	24-59	9-20	12-29	43	23	69	16	20	1	12	200
	FG%: .407		FT%: .414								

Halftime score: Iowa 37, Illinois 25

IOWA (74)	FGA-M	3PM-A	FTM-A	Reb	PF	TP	A	TO	BK	S	MIN
Moses	5-13	0-3	2-3	2	4	12	0	3	0	2	26
Street	1-2	0-0	8-14	11	2	10	4	0	1	2	29
Earl	8-16	0-0	2-6	7	3	18	2	6	5	2	33
Smith	2-3	0-0	4-4	3	3	8	4	5	0	2	28
Barnes	5-12	2-5	0-0	5	2	12	0	2	0	0	33
Winters	3-4	0-0	1-3	4	4	7	2	0	1	1	20
Lusk	1-3	0-0	0-0	3	0	2	0	1	0	1	7
Skinner	0-2	0-2	3-4	3	3	3	3	1	0	1	11
Tubbs	0-2	0-2	0-0	1	3	0	0	1	0	0	6
Lookingbill	0-0	0-0	0-0	0	1	0	0	0	0	0	2
Webb	1-1	0-0	0-0	2	0	2	1	0	0	1	5
Totals	26-58	2-12	20-34	43	25	74	16	19	7	12	200
	FG%: .448		FT%: .588								

MICHIGAN VS. ILLINOIS

January 18, 1992, the Assembly Hall

Michigan 68, Illinois 61

A frustrated Coach Lou Henson saw his team lose its third game in a row for the first time since February of 1988. Against Michigan, the Fighting Illini were outshot, .490 to .386 from the field, and .667 to .533 from the free throw line. Despite also being outrebounded 42-20 by Michigan, the Orange and Blue managed to pull within a single point at 60-59, with just 2:04 to go. An 11-minute mid-game stretch without an Illinois field goal, and a couple of referees' calls with which Henson vehemently disagreed contributed to his frustration. Deon Thomas led the Fighting Illini with 18 points, but contributed just one rebound in the game, while T.J. Wheeler netted a career-high 17 points against the Wolverines.

MICHIGAN (68)	FGM-A	3PM-A	FTM-A	Reb	PF	TP	A	TO	BK	S	MIN
Webber	8-13	0-0	0-2	16	4	16	1	4	2	0	31
Voskuil	4-5	1-1	1-2	2	5	10	2	2	1	0	23
Howard	6-9	0-0	1-3	5	4	13	1	3	0	0	29
Rose	4-13	0-2	9-15	4	1	17	4	1	0	2	36
Talley	1-5	0-1	2-2	1	2	4	3	2	0	2	29
Pelinka	0-1	0-0	0-0	2	0	0	0	0	0	0	3
Jackson	1-1	0-0	3-6	2	1	5	0	0	0	0	16
King	1-2	1-1	0-0	3	3	3	0	3	0	0	15
Riley	0-2	0-0	0-0	2	5	0	0	2	0	0	10
Mclver	0-0	0-0	0-0	1	3	0	0	2	2	0	8
Totals	25-51	2-5	16-30	42	28	68	11	19	5	4	200
	FG%: .490		FT%: .533								

Halftime score: Michigan 34, Illinois 24

ILLINOIS (61)	FGM-A	3PM-A	FTM-A	Reb	PF	TP	A	TO	BK	S	MIN
Michael	4-11	2-4	0-0	3	4	10	2	1	0	0	35
Bennett	0-3	0-0	3-7	4	2	3	1	2	0	1	27
Thomas	5-8	0-0	8-11	1	2	18	0	3	0	3	40
Clemons	0-3	0-0	0-0	1	4	0	3	4	0	2	37
Taylor	3-7	0-2	1-2	4	5	7	2	1	0	0	22
Wheeler	4-8	1-3	8-9	3	4	17	2	2	0	1	27
Pierce	1-3	0-0	4-7	3	2	6	1	0	0	0	9
Tuttle	0-0	0-0	0-0	0	0	0	0	0	0	0	1
Roth	0-1	0-0	0-0	0	0	0	0	0	0	0	2
Totals	17-44	3-9	24-36	20	23	61	11	14	0	7	200
	FG%: .386		FT%: .667								

ILLINOIS VS. NORTHWESTERN

February 1, 1992, Welsh-Ryan Arena, Evanston, Ill.
Northwestern 46, Illinois 43

Neither team was lighting up the nets on this night, but Northwestern made the shots when they counted. With the score tied at 43 with 26 seconds left in the game, Illinois called time out and set up the play for its last possession. Rennie Clemons held the ball until five seconds remained, and passed it to Deon Thomas at the high post for a one-on-one situation. As Thomas made his move, the ball squirted away, and the Wildcats' Cedric Neloms picked up the loose ball. He drove into the forecourt and launched a desperation shot from 30 feet, which rattled in at the buzzer and gave Northwestern its first Big Ten victory in 30 conference games.

ILLINOIS (43)	FGM-A	3PM-A	FTM-A	Reb	PF	TP	A	TO	BK	S	MIN
Bennett	0-1	0-0	1-2	2	5	1	1	0	0	0	17
Michael	3-5	0-2	0-0	4	3	6	4	2	0	0	30
Thomas	6-13	0-0	1-2	8	2	13	0	7	0	0	35
Taylor	2-3	0-1	2-2	2	1	6	2	0	0	2	33
Clemons	0-2	0-0	1-2	2	3	1	2	1	0	3	30
Pierce	1-10	0-1	2-4	5	0	4	0	1	0	1	20
Davidson	0-2	0-0	0-0	2	2	0	0	1	0	1	9
Wheeler	5-8	2-2	0-1	2	1	12	3	1	0	0	26
Totals	17-44	2-6	7-13	34	17	43	12	13	0	7	200
	FG%: .386		FT%: .538								

Halftime score: Northwestern 22, Illinois 20

NWESTERN (46)	FGM-A	3PM-A	FTM-A	Reb	PF	TP	A	TO	BK	S	MIN
Neloms	3-13	1-1	6-6	5	1	13	2	2	0	1	33
Purdy	2-5	0-2	0-1	5	2	4	0	2	0	1	37
Rankin	4-5	0-0	5-7	4	4	13	0	3	0	3	23
Leslie	3-9	1-3	0-1	3	2	7	2	0	0	1	36
Simpson	1-3	0-1	2-2	0	1	4	1	3	0	0	29
Kirkpatrick	0-3	0-0	0-0	1	1	0	1	1	0	0	22
Rayford	0-0	0-0	0-0	1	1	0	0	0	0	0	3
Howell	2-4	0-0	1-2	2	3	5	1	1	1	0	17
Totals	15-42	2-7	14-19	26	15	46	7	12	1	6	200
	FG%: .357		FT%: .737								

INDIANA VS. ILLINOIS

Tuesday, February 4, 1992, Assembly Hall
Indiana 76, Illinois 65

Illinois jumped out to 7-0 and 13-4 leads on the Hoosiers with the shooting of T.J. Wheeler, Tom Michael and Deon Thomas, but Indiana took a 21-19 lead with 10:24 left in the first half and never trailed again. The Hoosiers built the lead up to 45-31 at the intermission, and stretched it to a maximum margin of 21 points at 57-36, with 13:25 left in the game. Tom Michael led the Illini with a career high 21 points, including 5-of-7 shooting from beyond the arc; he added eight rebounds. T.J. Wheeler extended his string of double-figure scoring performances to six, while Marc Davidson tied his career high with five points. Illinois finished the first half of its conference schedule with a 2-7 record, its worst league start since 1973-74, when Harv Schmidt's last team went 1-8, on its way to a 2-12 Big Ten season.

INDIANA (76)	FGM-A	3PM-A	FTM-A	Reb	PF	TP	A	TO	BK	S	MIN
Anderson	4-11	0-2	5-6	4	4	13	2	0	4	0	37
Cheaney	7-10	0-0	9-11	3	3	23	0	2	0	2	36
Nover	3-6	0-0	1-3	2	2	7	0	2	0	0	19
Reynolds	1-1	0-0	0-0	1	3	2	0	0	0	2	19
Bailey	5-12	1-4	3-4	3	2	14	2	4	0	1	26
Graham	4-8	0-1	2-2	7	2	10	3	6	0	4	31
Meeks	1-3	1-1	0-0	3	1	3	5	0	0	0	24
Henderson	2-4	0-0	0-4	4	0	4	0	0	1	0	7
Leary	0-0	0-0	0-0	0	0	0	0	0	0	0	1
Totals	27-55	2-8	20-30	32	17	76	12	14	5	9	200
	FG%: .491		FT%: .667								

Halftime: Indiana 45, Illinois 31

ILLINOIS (65)	FGM-A	3PM-A	FTM-A	Reb	PF	TP	A	TO	BK	S	MIN
Michael	7-11	5-7	2-3	8	3	21	3	0	1	0	33
Bennett	1-4	0-0	2-2	1	0	4	0	3	0	0	23
Thomas	4-7	0-0	5-6	3	4	13	2	2	0	1	26
Wheeler	3-11	1-3	5-6	1	3	12	2	1	0	2	34
Taylor	2-6	0-0	0-0	5	3	4	5	3	1	3	26
Clemons	1-5	0-0	0-1	2	4	2	4	4	0	0	27
Pierce	2-4	0-0	0-0	2	2	4	1	1	1	0	20
Davidson	2-5	0-0	1-2	1	1	5	0	1	0	0	8
Tuttle	0-0	0-0	0-0	0	0	0	0	2	0	0	3
Totals	22-53	6-10	15-20	28	20	65	17	17	3	6	200
	FG%: .415		FT%: .750								

ILLINOIS VS. PURDUE

February 11, 1992, Mackey Arena, W. Lafayette, Ind.

Illinois 67, Purdue 61, OT

The Fighting Illini broke their four-game losing streak with their second overtime win over Purdue. In the early going, things didn't look good at all for the Orange and Blue, as the team went 1-of-13 from the field coming out of the gate. A 14-4 run late in the opening period brought Illinois as close as two points, 30-28, and it trailed, 32-28, at the intermission. Deon Thomas, who had just nine points and two rebounds at the intermission, caught fire in the second half and went 7-of-9 from the field and 9-of-10 from the free throw line, and added six rebounds. Thomas scored five points in the overtime period, and T. J. Wheeler added six in the extra session.

ILLINOIS (76)	FGM-A	3PM-A	FTM-A	Reb	PF	TP	A	TO	BK	S	MIN
Bennett	1-2	0-0	0-0	3	4	2	0	0	0	1	13
Michael	3-3	2-2	5-5	2	0	13	1	1	0	0	40
Thomas	9-14	0-0	14-18	8	3	32	2	5	1	0	43
Clemons	4-9	0-0	2-3	5	4	10	6	2	0	0	35
Wheeler	3-11	0-2	7-9	7	2	13	6	2	0	2	43
Pierce	0-2	0-0	2-2	3	2	2	0	2	0	0	11
Taylor	0-4	0-0	2-2	7	5	2	2	1	0	0	22
Davidson	1-3	0-1	0-0	1	2	2	0	2	0	0	11
Tuttle	0-1	0-0	0-2	1	3	0	0	1	0	0	7
Totals	21-49	2-5	32-41	41	25	76	17	16	1	3	225
	FG%: 42.9		FT%: 78.0								

Halftime score: Purdue 32, Illinois 28

End of regulation: Illinois 61, Purdue 61

PURDUE (71)	FGM-A	3PM-A	FTM-A	Reb	PF	TP	A	TO	BK	S	MIN
Waddell	3-6	0-0	4-6	1	4	10	3	1	0	0	33
Stanback	5-8	0-0	1-2	8	5	11	1	0	0	2	36
Riley	4-7	0-0	3-7	4	5	11	0	3	1	0	20
Trice	2-6	0-0	2-2	2	4	6	8	1	0	0	35
Austin	8-18	2-3	4-6	6	5	22	4	2	1	2	42
NcNary	0-0	0-0	2-2	2	4	2	0	1	0	0	15
Martin	3-8	0-0	3-4	2	1	9	0	1	0	0	33
Painter	0-1	0-0	0-0	0	2	0	1	0	0	0	5
Darner	0-0	0-0	0-0	0	0	0	1	0	0	0	3
Brantley	0-0	0-0	0-0	0	0	0	0	0	0	0	3
Totals	25-54	2-3	19-29	25	30	71	18	9	2	4	225
	FG%: 46.3		FT%: 65.5								

MINNESOTA VS. ILLINOIS

February 15, 1992, Assembly Hall

Illinois 74, Minnesota 58

When you put together a record 51 Illini free throw attempts with a Minnesota team returning to the road after a big home win over first-place Indiana, you had Illinois' most decisive Big Ten victory in more than a year. Rennie Clemons pulled out of his slump in a major way, leading all scorers with 22 points. He went 10-of-11 from the free throw line, and added six rebounds and four assists for the Fighting Illini. The Orange and Blue's keys to victory included the tight defense which held Gopher superfreshman Voshon Lenard to just two points, and allowed just one player, Arriel McDonald, to score in double figures.

MINNESOTA (58)	FGM-A	3PM-A	FTM-A	Reb	PF	TP	A	TO	BK	S	MIN
Tubbs	2-7	1-2	1-3	2	5	6	0	1	0	0	28
Jackson	2-3	0-0	1-2	1	4	5	0	3	0	0	13
Martin	3-4	0-0	3-4	5	5	9	1	3	2	0	21
McDonald	6-13	0-2	0-0	4	3	12	4	1	0	0	35
Lenard	1-6	0-3	0-0	3	5	2	2	5	0	0	22
Wolf	1-6	1-6	0-0	1	3	3	0	2	0	0	8
Orr	2-5	1-4	0-1	0	1	5	4	1	0	0	20
Roe	0-0	0-0	0-0	1	0	0	0	0	0	0	1
Walton	2-9	0-0	2-3	7	5	6	1	1	0	0	24
Carter	3-6	2-4	0-1	9	1	8	0	2	0	0	15
Nzigamasabo	1-2	0-0	0-0	0	1	2	1	1	0	2	13
Totals	23-61	5-21	7-14	37	33	58	13	20	2	2	200
	FG%: .377		FT%: .500								

Halftime: Illinois 28, Minnesota 22

ILLINOIS (74)	FGM-A	3PM-A	FTM-A	Reb	PF	TP	A	TO	BK	S	MIN
Michael	2-6	2-5	3-4	1	3	9	2	0	0	1	26
Bennett	1-2	0-0	0-0	5	2	2	0	1	0	1	20
Thomas	5-12	0-0	6-12	8	1	16	0	1	2	0	38
Wheeler	3-6	1-3	9-10	3	0	16	2	4	0	0	35
Clemons	5-10	2-2	10-11	6	2	22	4	5	0	2	38
Taylor	0-2	0-1	0-0	3	5	0	2	3	2	0	19
Pierce	0-0	0-0	5-10	2	1	5	0	0	1	0	12
Davidson	0-1	0-0	0-0	0	0	0	0	0	0	0	1
Tuttle	0-0	0-0	4-4	1	2	4	0	1	0	0	6
Clarida	0-0	0-0	0-0	0	0	0	0	0	0	0	1
Duis	0-0	0-0	0-0	0	0	0	0	0	0	0	1
Sloan	0-0	0-0	0-0	0	0	0	0	0	0	0	1
Schnaderbeck	0-0	0-0	0-0	0	0	0	0	0	0	0	1
Roth	0-0	0-0	0-0	0	0	0	0	0	0	0	1
Totals	16-39	5-11	37-51	31	16	74	10	15	5	4	200
	FG%: .410		FT%: .725								

ILLINOIS VS. WISCONSIN

February 20, 1992, Wisconsin Field House, Madison, Wis.

Wisconsin 92, Illinois 78

It was entirely a case of too much Tracy Webster on this night. The 5-foot-11-inch sophomore point guard bombed and slashed his way to a 33-point-10-assist performance which gave the Fighting Illini their most lopsided loss of the Big Ten season to date. Badger freshman forward Michael Finley also did his share of damage, adding 19 points and pulling down a game-high seven rebounds. Illinois' Deon Thomas did manage to score 23 points, but gathered in just four rebounds. The Orange and Blue gradually cut a seven-point Badger halftime lead down to just three points, 71-68, with 7:30 to play, but Wisconsin kept the heat on down the stretch to win by 14

ILLINOIS (78)	FGM-A	3PM-A	FTM-A	Reb	PF	TP	A	TO	BK	S	MIN
Clemons	4-8	0-0	0-0	2	4	8	3	2	0	0	36
Wheeler	4-8	2-4	6-6	6	1	16	4	2	0	0	38
Thomas	6-9	0-0	11-13	4	2	23	1	4	1	1	33
Bennett	2-4	0-0	0-0	3	0	4	0	0	0	0	17
Michael	5-11	4-6	3-3	3	3	17	2	1	0	0	38
Davidson	1-2	0-0	0-0	0	0	2	0	0	0	0	2
Taylor	2-3	0-1	1-5	7	5	5	2	1	0	0	21
Pierce	0-0	0-0	2-4	1	2	2	0	2	1	0	12
Roth	0-0	0-0	0-0	0	0	0	0	0	0	0	1
Clarida	0-0	0-0	1-2	1	0	1	1	0	0	0	1
Duis	0-0	0-0	0-0	0	0	0	0	0	0	0	1
Totals	24-45	6-11	24-33	29	17	78	13	12	2	1	200
	FG%: 53.3		FT%: 72.7								

Halftime score: Wisconsin 48, Illinois 41

WISCONSIN (92)	FGM-A	3PM-A	FTM-A	Reb	PF	TP	A	TO	BK	S	MIN
Douglass	3-8	0-2	0-0	2	0	6	3	0	2	1	24
Petersen	3-4	0-0	0-0	2	3	6	0	0	2	0	27
Johnson	0-0	0-0	1-2	3	3	1	1	1	0	0	14
Webster	11-14	5-6	6-7	2	4	33	10	2	0	2	34
Finley	8-13	1-3	2-3	7	3	19	2	1	0	1	37
Harrell	2-4	0-0	0-0	1	4	4	0	0	0	0	8
Schell	1-2	1-1	0-0	0	0	3	1	0	0	0	5
Good	3-5	3-4	0-2	2	3	9	0	1	0	0	23
McGee	3-8	0-0	2-6	3	2	8	1	0	1	1	18
Kelley	1-1	0-0	1-2	1	2	3	0	0	0	0	5
Peters	0-0	0-0	0-0	1	0	0	0	0	0	0	3
Kilbride	0-0	0-0	0-0	0	0	0	0	0	0	0	1
Johnson	0-1	0-0	0-0	0	0	0	0	0	0	0	1
Totals	35-60	10-16	12-22	26	24	92	18	5	5	5	200
	FG%: 58.3		FT%: 54.5								

IOWA VS. ILLINOIS

February 23, 1992, Assembly Hall

Illinois 77, Iowa 72 OT

The Fighting Illini boosted their record in overtime games on the season to 4-0 with this thriller in front of Illinois' largest home crowd of the season. The Illini made their first nine free throw attempts in the overtime, and finished 10-of-12 from the line in the OT. Neither team could muster a lead of more than five points all afternoon, and there were 13 ties in the game. T.J. Wheeler registered career highs of 22 points, including six three-point field goals, and 11 rebounds, and Rennie Clemons had a season-high 10 assists. For the Hawkeyes, center Acie Earl scored 17 of his team-leading 19 points after the intermission.

IOWA (72)	FGA-M	3PM-A	FTM-A	Reb	PF	TP	A	TO	BK	S	MIN
Moses	3-11	2-3	2-2	2	3	10	6	1	0	1	25
Street	4-10	0-0	4-5	14	3	12	0	3	0	0	34
Earl	8-15	0-0	3-4	7	4	19	2	4	7	1	41
Skinner	0-3	0-2	0-0	1	2	0	2	0	0	0	24
Barnes	4-10	0-3	3-4	4	1	11	1	0	0	0	38
Smith	3-6	0-0	1-3	4	2	7	2	4	0	0	21
Davis	2-4	0-0	1-2	2	2	5	0	3	0	0	10
Winters	3-3	0-0	0-0	1	0	6	1	0	0	0	15
Lookingbill	1-2	0-0	0-0	1	1	2	0	0	0	0	17
Totals	28-64	2-8	14-20	37	18	72	14	16	7	2	225
	FG%: .438		FT%: .700								

Half time score: Iowa 28, Illinois 25

End of regulation: 63-63

ILLINOIS (77)	FGA-M	3PM-A	FTM-A	Reb	PF	TP	A	TO	BK	S	MIN
Michael	5-11	4-10	0-0	7	1	14	4	2	0	0	37
Bennett	1-6	0-0	1-2	6	3	3	2	0	1	0	24
Thomas	5-13	0-0	3-8	4	2	13	0	3	2	1	40
Wheeler	7-13	6-9	2-3	11	3	22	1	3	0	2	42
Clemons	4-9	0-1	8-8	3	4	16	10	3	1	2	42
Taylor	4-9	0-1	1-2	4	3	9	2	4	1	1	34
Pierce	0-1	0-0	0-0	1	1	0	0	1	0	0	3
Davidson	0-0	0-0	0-0	1	0	0	0	0	0	0	3
Totals	26-62	10-21	15-23	38	17	77	19	16	5	6	225
	FG%: .419		FT%: .652								

NORTHWESTERN VS. ILLINOIS

February 26, 1992, Assembly Hall

Illinois 92, Northwestern 65

The Fighting Illini wasted no time in establishing dominance in this game. The Illini jumped out to a 16-4 lead at the outset, and the Wildcats never challenged. Illinois shot its second-best field goal percentage of the season, .603, and was led by center Deon Thomas, who went 14-of-18 from the field on his way to a 36 points; he added a team-high 10 rebounds and a career-high seven blocked shots. T.J. Wheeler scored in double figures for his 11th consecutive game and also added seven rebounds and a career-high seven assists. The win brought the Fighting Illini to the .500 mark (12-12) for the first time since Jan. 30.

N'WESTERN (65)	FGM-A	3PM-A	FTM-A	Reb	PF	TP	A	TO	BK	S	MIN
Neloms	5-12	0-1	2-2	4	2	12	4	2	0	0	29
Rankin	4-11	0-0	11-11	4	3	19	1	1	0	2	29
Howell	6-11	0-0	0-0	4	2	12	1	2	0	0	22
Kirkpatrick	1-8	0-4	0-0	4	2	2	1	2	1	0	34
Leslie	2-8	1-6	2-2	0	3	7	3	1	1	0	30
Ling	0-1	0-0	0-0	0	0	0	0	0	0	0	1
Purdy	3-7	2-6	0-0	7	4	8	0	0	0	0	17
Queen	0-0	0-0	0-0	0	0	0	0	0	0	0	1
Simpson	2-4	1-1	0-0	0	3	5	0	2	0	0	25
Rayford	0-1	0-0	0-0	2	3	0	0	3	0	0	12
Totals	23-63	4-18	15-15	28	22	65	10	13	2	2	200
	FG%: .365		FT%: 1.000								

Halftime score: Illinois 48, Northwestern 31

ILLINOIS (92)	FGM-A	3PM-A	FTM-A	Reb	PF	TP	A	TO	BK	S	MIN
Michael	5-8	2-4	0-0	2	3	12	1	1	1	0	29
Bennett	1-4	0-0	0-0	1	3	2	0	0	0	1	18
Thomas	14-18	0-0	8-12	10	0	36	0	7	1	30	
Wheeler	6-8	2-3	0-0	7	0	14	7	1	1	0	27
Clemons	2-8	0-1	0-0	2	1	4	9	2	0	1	27
Taylor	3-4	0-1	0-4	5	2	6	2	1	1	2	22
Pierce	3-3	0-0	1-2	4	4	7	1	0	0	0	15
Davidson	2-7	0-0	1-3	3	2	5	0	3	0	1	18
Tuttle	0-0	0-0	0-2	1	0	0	1	0	2	6	
Clarida	1-1	1-1	0-0	1	0	3	0	1	0	0	1
Duis	0-0	0-0	0-0	0	0	0	0	0	0	0	1
Sloan	0-0	0-0	0-0	0	0	0	0	0	0	0	1
Schnaderbeck	0-1	0-0	0-0	0	0	0	0	0	0	0	1
Roth	1-1	0-0	1-1	1	0	3	0	0	1	0	4
Totals	38-63	5-10	11-24	40	15	92	20	10	11	8	200
	FG%: .603		FT%: .458								

ILLINOIS VS. INDIANA

March 1, 1992, Assembly Hall, Bloomington, Ind.

Indiana 76, Illinois 70

The Fighting Illini weren't expected to challenge No. 2 Indiana on the Hoosiers' home court, but they gave the Cream and Crimson its closest game of the season in Bloomington. The Fighting Illini took advantage of very cold IU shooting at the outset to keep the game close for most of the first half. Illinois led (20-18) as late as the 3:09 mark in the opening stanza. The Hoosiers came out strong after the intermission, boosting a 31-22 halftime advantage into a commanding 69-47 lead with 6:45 remaining. But the Illini refused to give up, and managed to pull within six points at the final buzzer behind two three-pointers in the last 50 seconds of the game. Deon Thomas and T.J. Wheeler led Illinois with 16 points apiece; all of Thomas' points came in the second half.

ILLINOIS (70)	FGA-M	3PM-A	FTM-A	Reb	PF	TP	A	TO	BK	S	MIN
Taylor	2-5	2-3	0-1	7	2	6	4	5	0	1	32
Michael	2-10	2-5	2-2	2	1	8	0	2	0	0	25
Thomas	6-11	0-0	4-4	5	3	16	0	4	1	0	26
Clemons	4-6	0-0	6-6	6	5	14	5	3	0	1	30
Wheeler	6-12	2-6	2-2	7	4	16	1	1	1	0	33
Pierce	2-5	0-0	2-2	2	4	6	0	2	1	0	25
Bennett	2-4	0-0	0-0	2	0	4	1	1	0	1	15
Davidson	0-2	0-0	0-0	2	1	0	0	1	0	0	6
Tuttle	0-0	0-0	0-0	1	0	0	0	0	0	0	5
Roth	0-0	0-0	0-0	0	0	0	0	0	0	0	1
Clarida	0-0	0-0	0-0	0	0	0	0	0	0	0	1
Duis	0-0	0-0	0-0	0	0	0	0	0	0	0	1
Totals	24-55	6-14	16-17	39	20	70	11	19	3	3	200
	FG%: .436		FT%: .941								

Halftime Score: Indiana 29, Illinois 22

INDIANA (76)	FGA-M	3PM-A	FTM-A	Reb	PF	TP	A	TO	BK	S	MIN
Cheaney	10-19	1-3	0-0	2	4	21	0	1	0	0	32
Henderson	7-14	0-0	0-1	7	2	14	1	0	6	3	30
Anderson	4-8	0-0	1-1	4	4	9	1	2	2	0	26
Graham	4-9	0-1	2-4	5	3	10	6	2	0	5	32
Bailey	4-10	2-3	4-7	5	1	14	0	2	0	0	39
Meeks	0-0	0-0	0-0	0	0	0	5	0	0	1	3
Reynolds	3-4	0-0	1-4	4	1	7	4	1	0	1	23
Nover	0-0	0-0	1-2	1	1	1	0	0	0	0	15
Totals	32-64	3-7	9-19	29	16	76	17	8	8	10	200
	FG%: .500		FT%: .474								


MICHIGAN STATE VS. ILLINOIS

March 7, 1992, Assembly Hall

Illinois 80, Michigan State 71

The Fighting Illini picked up their first win of the season over a ranked team (MSU was No. 12 going in) in their final home game of the year. Along the way, center Deon Thomas picked up 26 points and eight rebounds to lead Illinois, who surprisingly dominated the bigger, stronger Spartans under the boards, 38-25. Spartan senior forward Matt Steigenga came off an injured foot to start and contribute 20 points. Illinois' attack relied on not only firepower from Thomas, but also Rennie Clemons, Tom Michael, and Robert Bennett, who scored 17, 15, and a career-high 12 points respectively. The win brought Illinois' season record to 13-13 with two road games remaining and put the team in position to receive an NIT berth with at least one more victory.

The Record Book



104 YEAR-BY-YEAR TEAM RECORDS
104 ILLINOIS COACHING RECORDS
105 TOP 50 CAREER SCORERS
110 YEAR-BY-YEAR STATISTICAL LEADERS
112 VARSITY RECORDS
120 ASSEMBLY HALL RECORDS
123 ILLINOIS IN POSTSEASON ACTION

124 RECORDS VS. OPPONENTS
126 ALL-TIME BIG TEN STANDINGS
127 BIG TEN STANDINGS IN THE LOU HENSON ERA
128 YEAR-BY-YEAR TEAM STATISTICS
136 ALL-TIME GAME-BY-GAME SCORES
151 HISTORY OF ILLINOIS BASKETBALL

YEAR-BY-YEAR RECORDS

Year	Coach	Season		Big Ten		Big Ten Finish
		W	L	W	L	
1906	Elwood Brown	6	8	3	6	fourth
1907	F.L. Pinckney	1	10	0	8	fifth
1908	Fletcher Lane	20	6	6	5	third
1909	Herb V. Juul	7	6	5	6	fourth
1910	Herb V. Juul	5	4	5	4	fourth
1911	T.E. Thompson	6	6	6	5	fourth
1912	T.E. Thompson	8	8	4	8	fifth
1913	Ralph R. Jones	10	6	7	6	fifth
1914	Ralph R. Jones	9	4	7	3	third
1915	Ralph R. Jones	16	0	12	0	FIRST
1916	Ralph R. Jones	13	3	9	3	second (T)
1917	Ralph R. Jones	13	3	10	2	FIRST (T)
1918	Ralph R. Jones	9	6	6	6	fourth (T)
1919	Ralph R. Jones	6	8	5	7	fifth
1920	Ralph R. Jones	9	4	8	4	third
1921	Frank J. Winters	11	7	7	5	fourth (T)
1922	Frank J. Winters	14	5	7	5	fourth (T)
1923	J. Craig Ruby	9	6	7	5	fourth (T)
1924	J. Craig Ruby	11	6	8	4	FIRST (T)
1925	J. Craig Ruby	11	6	8	4	third (T)
1926	J. Craig Ruby	9	8	6	6	fifth (T)
1927	J. Craig Ruby	10	7	7	5	fourth (T)
1928	J. Craig Ruby	5	17	2	10	ninth (T)
1929	J. Craig Ruby	10	7	6	6	fifth (T)
1930	J. Craig Ruby	8	8	7	5	fourth (T)
1931	J. Craig Ruby	12	5	7	5	fifth
1932	J. Craig Ruby	11	6	7	5	fifth
1933	J. Craig Ruby	11	7	6	6	fifth (T)
1934	J. Craig Ruby	13	6	7	5	fourth
1935	J. Craig Ruby	15	5	9	3	FIRST (T)
1936	J. Craig Ruby	13	6	7	5	third (T)
1937	Douglas R. Mills	14	4	10	2	FIRST (T)
1938	Douglas R. Mills	9	9	4	8	eighth (T)
1939	Douglas R. Mills	14	5	8	4	third
1940	Douglas R. Mills	14	6	7	5	fourth (T)
1941	Douglas R. Mills	13	7	7	5	third (T)
1942	Douglas R. Mills	18	5	13	2	FIRST
1943	Douglas R. Mills	17	1	12	0	FIRST
1944	Douglas R. Mills	11	9	5	7	sixth
1945	Douglas R. Mills	13	7	7	5	third
1946	Douglas R. Mills	14	7	7	5	fifth (T)
1947	Douglas R. Mills	14	6	8	4	second (T)
1948	Harry Combes	15	5	7	5	third (T)
1949	Harry Combes	21	4	10	2	FIRST
1950	Harry Combes	14	8	7	5	third (T)
1951	Harry Combes	22	5	13	1	FIRST
1952	Harry Combes	22	4	12	2	FIRST
1953	Harry Combes	18	4	14	4	second
1954	Harry Combes	17	5	10	4	third (T)
1955	Harry Combes	17	5	10	4	second (T)
1956	Harry Combes	18	4	11	3	second
1957	Harry Combes	14	8	7	7	seventh
1958	Harry Combes	11	11	5	9	eighth (T)
1959	Harry Combes	12	10	7	7	fifth (T)
1960	Harry Combes	16	7	8	6	third (T)
1961	Harry Combes	9	15	5	9	seventh
1962	Harry Combes	15	8	7	7	fourth (T)
1963	Harry Combes	20	6	11	3	FIRST (T)
1964	Harry Combes	13	11	6	8	sixth (T)
1965	Harry Combes	18	6	10	4	third
1966	Harry Combes	12	12	8	6	third (T)
1967	Harry Combes	12	12	6	8	seventh (T)
1968	Harv Schmidt	11	13	6	8	seventh (T)
1969	Harv Schmidt	19	5	9	5	second (T)

Year	Coach	Season		Big Ten		Big Ten Finish
		W	L	W	L	
1970	Harv Schmidt	15	9	8	6	third (T)
1971	Harv Schmidt	11	12	5	9	fifth (T)
1972	Harv Schmidt	14	10	5	9	eighth (T)
1973	Harv Schmidt	14	10	8	6	third (T)
1974	Harv Schmidt	5	18	2	12	tenth
1975	Gene Bartow	8	18	4	14	ninth (T)
1976	Lou Henson	14	13	7	11	seventh (T)
1977	Lou Henson	16	14	8	10	sixth
1978	Lou Henson	13	14	7	11	seventh
1979	Lou Henson	19	11	7	11	seventh
1980	Lou Henson	22	13	8	10	sixth (T)
1981	Lou Henson	21	8	12	6	third
1982	Lou Henson	18	11	10	8	sixth
1983	Lou Henson	21	11	11	7	second (T)
1984	Lou Henson	26	5	15	3	FIRST (T)
1985	Lou Henson	26	9	12	6	second
1986	Lou Henson	22	10	11	7	fourth (T)
1987	Lou Henson	23	8	13	5	fourth
1988	Lou Henson	23	10	12	6	third (T)
1989	Lou Henson	31	5	14	4	second
1990	Lou Henson	21	8	11	7	fourth (T)
1991	Lou Henson	21	10	11	7	third (T)
1992	Lou Henson	13	15	7	11	eighth

Illinois Coaching Records

Coach	Years	Total		Games	Won	Lost	Pct.
		Yrs.	Yrs.				
Elwood Brown	1906	1	1	14	6	8	.429
F. L. Pinckney	1907	1	1	11	1	10	.091
Fletcher Lane	1908	1	1	26	20	6	.769
Herb V. Juul	1909-10	2	2	23	12	10	.545
T. E. Thompson	1911-12	2	2	28	14	14	.500
Ralph R. Jones	1913-20	8	8	119	85	34	.714
Frank J. Winters	1921-22	2	2	37	25	12	.676
J. Craig Ruby	1923-36	14	14	245	148	97	.604
Douglas R. Mills	1937-47	11	11	217	151	66	.696
Harry Combes	1948-67	20	20	466	316	150	.678
Harv Schmidt	1968-74	7	7	166	89	77	.536
Gene Bartow	1975	1	1	26	8	18	.308
Lou Henson	1976-	17	17	525	350	175	.667



Harry Combes























J. Craig Ruby























Doug Mills











TOP 50 CAREER SCORERS

No.	Player	Year(s)	GP/GS	FGM-A/FG%	FTM-A/FT%	Reb/Avg	Ast/Avg	Pts/Avg
	1 Eddie Johnson	1977-8	27/3	100-234/.427	20-27/.741	84/3.1	16/0.6	220/8.1
		1978-9	30/27	168-405/.415	26-49/.531	170/5.7	52/1.7	362/12.1
		1979-80	35/35	266-576/.462	78-119/.655	310/8.9	71/2.0	610/17.4
		1980-1	29/29	219-443/.494	62-82/.756	267/9.2	70/2.4	500/17.2
		TOTALS	121/94	753-1658/.454	186-277/.671	831/7.5	209/1.8	1692/15.2
	2 Mark Smith	1977-8	27/7	111-235/.472	90-128/.703	163/6.0	36/1.3	312/11.6
		1978-9	30/30	160-312/.513	84-109/.771	173/5.8	121/4.0	404/13.5
		1979-80	35/31	187-339/.552	161-197/.817	214/6.1	95/2.7	535/15.3
		1980-1	29/29	150-272/.551	102-125/.816	171/5.9	98/3.4	402/13.9
		TOTALS	121/97	608-1158/.525	437-559/.781	722/6.5	98/3.4	1653/13.6
	3 Efrem Winters	1982-3	31/29	159-343/.464	67-94/.713	213/6.9	20/0.6	385/12.4
		1983-4	31/28	182-354/.514	92-120/.767	205/6.6	54/1.7	456/14.7
		1984-5	35/33	137-289/.474	76-103/.738	252/7.2	49/1.4	350/10.0
		1985-6	32/30	124-235/.528	48-81/.593	183/5.7	40/1.3	296/9.3
		TOTALS	129/120	602-1221/.493	283-398/.711	853/6.6	163/1.3	1487/11.2
	4 Nick Weatherspoon	1970-1	23/	151-334/.452	79-110/.718	246/10.7		381/16.5
		1971-2	24/	200-477/.419	100-134/.746	262/10.9		500/20.8
		1972-3	24/	247-540/.457	106-149/.711	295/12.3		600/25.0
		TOTALS	71/	598-1351/.442	285-393/.725	806/11.4		1481/20.9
	5 Dave Scholz	1966-7	23/	194-423/.459	83-124/.669	250/10.9		471/20.5
		1967-8	24/	223-541/.412	83-120/.692	230/9.6		529/22.0
		1968-9	24/	181-436/.415	97-131/.740	209/8.7		459/19.1
		TOTALS	71/	598-1400/.427	263-379/.694	689/9.7		1459/20.5
	6 Don Freeman	1963-4	24/	130-316/.411	81-122/.664	231/9.6		341/14.2
		1964-5	24/	178-365/.488	84-122/.689	226/9.4		440/18.3
		1965-6	24/	258-595/.434	152-197/.771	285/11.9		668/27.8
		TOTALS	72/	566-1276/.444	317-493/.643	742/10.3		1449/20.1
	7 Kendall Gill	1986-7	31/0	*40-83/.482	34-53/.642	42/1.4	27/0.9	114/3.7
		1987-8	33/23	#128-272/.471	67-89/.753	73/2.2	138/4.2	344/10.4
		1988-9	24/18	+143-264/.542	46-58/.793	70/2.9	91/3.8	370/15.4
		1989-90	29/29	&211-422/.500	136-175/.777	143/4.9	96/3.3	581/20.0
		TOTALS	117/70	522-1041/.501	283-375/.755	213/1.8	352/3.0	1409/12.0
		* includes 0-of-1 three-point shooting		+ includes 38-of-83 three-point shooting				
		# includes 21-of-69 three-point shooting		& includes 23-of-66 three-point shooting				
	8 Ken Norman	1984-5	29/6	86-136/.632	55-83/.663	107/3.7	26/0.9	227/7.8
		1985-6	32/27	216-337/.641	93-116/.802	226/7.1	32/1.0	525/16.4
		1986-7	31/31	*256-443/.578	128-176/.727	303/9.8	68/2.2	641/20.7
		TOTALS	92/64	558-916/.609	272-360/.755	636/6.9	126/1.4	1393/15.1
		* includes 1-of-4 three-point shooting						
	9 Dave Downey	1960-1	24/	157-404/.389	88-123/.715	267/11.1		402/16.8
		1961-2	22/	174-385/.452	97-130/.746	269/12.2		445/20.2
		1962-3	26/	201-459/.440	111-156/.712	254/9.8		513/19.7
		TOTALS	72/	532-1248/.426	296-409/.724	790/11.0		1360/18.9
	10 John Kerr	1951-2	26/	143-365/.392	71-124/.572			357/13.7
		1952-3	22/	153-397/.386	80-123/.650			386/17.5
		1953-4	22/	210-520/.404	136-214/.636			556/25.3
		TOTALS	70/	506-1281/.395	287-461/.623			1299/18.6

No.	Player	Year(s)	GP/GS	FGM-A/FG%	FTM-A/FT%	Reb/Avg	Ast/Avg	Pts/Avg
	11 Doug Allenberger	1982-3	31/4	30-90/.333	35- 47/.745	40/1.3	23/0.7	96/3.1
		1983-4	31/29	143-281/.509	66-95/.695	115/3.7	68/2.2	352/11.4
		1984-5	35/31	162-322/.503	70-91/.769	126/3.6	67/1.9	394/11.3
		1985-6	5/0	10-19/.526	0-2/.000	10/2.0	3/0.6	20/4.0
		1986-7	30/29	*139-288/.483	55-76/.724	138/4.6	91/3.0	409/13.6
		TOTALS	132/93	484-1000/.484	226-311/.727	429/3.3	252/1.9	1271/9.6
* includes 76-of-160 three-point shooting								
	12 Bruce Douglas	1982-3	32/27	118-257/.459	64- 89/.719	87/2.7	189/5.9	301/9.4
		1983-4	31/30	159-337/.472	81-109/.743	136/4.4	177/5.7	399/12.9
		1984-5	35/31	118-307/.384	42-57/.737	107/3.1	200/5.7	278/7.9
		1985-6	32/29	118-248/.476	47-60/.783	88/2.8	199/6.2	283/8.8
		TOTALS	130/117	513-1149/.446	234-315/.743	418/3.2	765/5.9	1261/9.7
	13 Lowell Hamilton	1985-6	24/0	36-67/.537	16-26/.615	41/1.7	4/0.2	88/3.7
		1986-7	31/22	149-259/.578	36-66/.545	121/3.9	28/0.9	334/10.8
		1987-8	33/6	*141-271/.520	48-77/.623	127/3.8	9/0.3	331/10.0
		1988-9	36/33	#219-424/.517	50-89/.562	204/5.7	24/0.7	488/13.6
		TOTALS	124/61	545-1020/.534	150-258/.581	493/4.0	65/0.5	1241/10.0
* includes 1-of-2 three-point shooting # includes 0-of-1 three-point shooting								
	14 Rich Adams	1974-5	26/8	50-160/.313	33- 52/.635	107/4.1	19/0.7	133/5.1
		1975-6	27/26	181-356/.508	67-90/.744	158/9.6	41/1.5	429/15.9
		1976-7	30/30	171-376/.455	45-64/.703	171/5.7	62/2.1	387/12.9
		1977-8	27/20	108-239/.452	58-81/.716	133/4.9	37/1.4	274/10.1
		TOTALS	110/84	510-1131/.451	203-287/.707	569/5.2	159/1.4	1223/11.1
	15 Anthony Welch	1981-2	26/1	30-64/.469	17- 22/.733	39/1.5	12/0.5	77/3.0
		1982-3	32/31	158-321/.492	61-87/.701	201/6.3	44/1.4	377/11.8
		1983-4	2/2	6-12/.500	2-2/1.000	4/2.0	0/0.0	14/7.0
		1984-5	35/33	182-350/.520	51-68/.750	189/5.4	51/1.5	415/11.9
		1985-6	32/29	156-292/.534	22-29/.759	147/4.6	49/1.5	334/10.4
		TOTALS	127/96	532-1039/.512	153-208/.736	336/2.6	156/1.2	1217/9.6
	16 Audie Matthews	1974-5	26/10	41-122/.336	18- 28/.643	87/3.3	19/0.9	100/3.8
		1975-6	27/27	129-269/.480	46-68/.676	144/5.3	50/1.9	304/11.3
		1976-7	30/30	202-396/.510	75-94/.798	151/5.0	75/2.5	479/16.0
		1977-8	27/27	136-306/.444	55-79/.696	87/3.2	50/1.9	327/12.1
		TOTALS	110/94	508-1093/.465	194-269/.721	469/4.3	194/1.8	1210/11.0
	17 Nick Anderson	1987-8	33/25	*223-390/.572	77- 120/.642	217/6.6	55/1.7	525/15.9
		1988-9	36/32	#262-487/.538	99-148/.669	285/7.9	72/2.0	647/18.0
		TOTALS	69/57	485-877/.553	176-268/.657	502/7.3	127/1.8	1172/17.0
* includes 2-of-6 three-point shooting # includes 24-of-66 three-point shooting								
	18 Skip Thoren	1962-3	26/	53-125/.424	37-58/.638	150/5.8		143/5.5
		1963-4	24/	187-373/.501	114-174/.655	331/13.8		488/20.3
		1964-5	24/	219-391/.560	95-137/.694	349/14.5		533/22.2
		TOTALS	74/	459-889/.516	246-369/.667	830/11.2		1164/15.7
	19 James Griffin	1978-9	30/4	105-238/.441	19-34/.559	98/3.3	7/0.2	229/7.6
		1979-80	35/28	119-259/.459	36-58/.621	154/4.4	25/0.7	274/7.8
		1980-1	29/8	103-193/.534	21-36/.583	122/4.2	12/0.4	227/7.8
		1981-2	29/28	171-334/.512	52-86/.605	204/7.0	27/0.9	394/13.6
	20 Tal Brody	1962-3	26/	95-215/.441	63-92/.685	90/3.5		253/9.7
		1963-4	24/	157-379/.414	91-133/.684	97/4.0		405/16.9
		1964-5	24/	183-392/.467	97-141/.688	108/4.5		463/19.3
		TOTALS	74/	435-986/.441	251-366/.747	295/4.0		1121/15.1

No.	Player	Year(s)	GP/GS	FGM-A/FG%	FTM-A/FT%	Reb/Avg	Ast/Avg	Pts/Avg
	21 Bill Burwell	1960-1	24/	117-262/.446	57-86/.663	207/8.6		291/12.1
		1961-2	23/	151-325/.463	124-168/.738	266/11.6		426/18.5
		1962-3	26/	158-316/.500	86-110/.782	230/8.8		402/15.5
		TOTALS	73/	426-903/.472	267-364/.734	703/9.6		1119/15.3
	22 Kenny Battle	1987-8	33/32	*197-341/.578	122-179/.682	183/5.5	55/1.7	516/15.6
		1988-9	36/34	#218-361/.604	151-200/.755	174/4.8	64/1.8	596/16.6
		TOTALS	69/66	415-702/.591	273-379/.720	357/5.2	119/1.7	1112/16.1
* includes 0-of-1 three-point shooting # includes 9-of-17 three-point shooting								
	23 Rick Schmidt	1972-3	23/21	39-110/.355	10-19/.526	90/3.9		88/3.8
		1973-4	23/23	191-389/.491	111-159/.698	165/7.2	34/1.5	493/21.4
		1974-5	26/26	190-426/.446	144-179/.804	139/5.3	73/2.8	524/20.2
		TOTALS	72/70	420-925/.454	265-357/.742	394/5.5	107/2.2	1105/15.3
	24 Greg Jackson	1968-9	24/	163-339/.481	68-109/.624	200/8.3		394/16.4
		1969-70	24/	175-367/.477	59-115/.513	234/9.8		409/17.0
		1970-1	23/	113-241/.468	49-65/.754	157/6.8		275/11.9
		TOTALS	71/	451-947/.476	176-289/.609	591/8.3		1078/15.2
	25 Paul Judson	1953-4	22/	92-244/.379	62-79/.785			246/11.2
		1954-5	22/	139-343/.405	85-119/.714			363/16.5
		1955-6	22/	160-388/.412	84-113/.743			404/18.4
		TOTALS	66/	391-975/.401	231-311/.743			1013/15.3
	26 Govonor Vaughn	1957-8	22/	138-324/.426	55-61/.773			327/14.9
		1958-9	21/	110-289/.381	43-67/.642	170/8.1		263/12.5
		1959-60	23/	164-357/.460	83-96/.865	187/8.1		411/17.9
		TOTALS	66/	412-970/.425	181-224/.808			1001/15.2
	27 Andy Kaufmann	1988-9	12/0	*16-44/.364	14-20/.700	20/1.7	8/0.7	51/4.3
		1989-90	29/16	#91-204/.446	81-101/.802	93/3.2	54/1.9	285/9.8
		1990-1	31/30	+225-482/.467	169-203/.833	154/5.0	67/3.2	660/21.3
		TOTALS	72/46	332-730/.455	264-324/.815	267/3.7	129/1.8	996/13.8
* includes 5-of-17 three-point shooting + includes 41-of-104 three-point shooting # includes 22-of-49 three-point shooting								
	28 Deon Thomas	1990-91	30/28	172-298/.577	108-168/.643	203/6.8	18/0.6	452/15.1
		1991-92	28/26	199-340/.585	144-218/.661	193/6.9	20/0.7	542/19.4
		TOTALS	58/54	371-638/.582	252-386/.653	396/6.8	38/0.7	994/17.1
	29 Derek Harper	1980-1	29/27	104-252/.413	33-46/.717	75/2.6	156/5.4	241/8.3
		1981-2	29/27	105-230/.457	34-45/.756	133/4.6	145/5.0	244/8.4
		1982-3	32/32	198-369/.537	83-123/.675	112/3.5	118/3.7	492/15.4
		TOTALS	90/86	407-851/.478	150-214/.701	320/3.6	419/4.7	977/10.9
	30 Jim Dawson	1964-5	22/	38-93/.409	11-18/.611	41/1.9		87/4.0
		1965-6	24/	163-344/.474	42-59/.712	100/4.2		368/15.3
		1966-7	24/	214-495/.432	93-122/.762	73/3.0		521/21.7
		TOTALS	70/	415-932/.445	146-199/.734	214/3.1		976/14.0

No.	Player	Year(s)	GP/GS	FGM-A/FG%	FTM-A/FT%	Reb/Avg	Ast/Avg	Pts/Avg
	31 George BonSalle	1954-5	20/	98-251/.390	67-95/.705			263/13.2
		1955-6	22/	156-368/.424	118-170/.694			430/19.5
		1956-7	14/	104-253/.411	69-101/.683			277/19.8
		TOTALS	56/	358-872/.411	254-366/.694			970/17.3
	32 Bill Small	1960-1	22/	73-174/.420	42-47/.894	56/2.5		188/8.5
		1961-2	23/	133-317/.420	70-81/.864	90/3.9		336/14.6
		1962-3	26/	179-380/.471	81-102/.794	120/4.6		439/16.9
		TOTALS	71/	385-871/.442	193-230/.839	266/3.7		963/13.6
	33 Perry Range	1978-9	24/1	21-40/.525	14-21/.667	25/1.0	12/0.5	56/2.3
		1979-80	35/13	90-178/.506	63-82/.768	85/2.4	64/1.8	243/6.9
		1980-1	29/22	101-178/.567	65-89/.730	115/4.0	70/2.4	267/9.2
		1981-2	29/29	146-280/.521	83-108/.769	128/4.4	71/2.4	375/12.9
TOTALS	117/65	358-676/.530	225-300/.750	353/3.0	217/1.9		941/8.0	
	34 Glynn Blackwell	1984-5	10/0	8-24/.333	9-13/.692	11/1.1	10/1.0	25/2.5
		1985-6	32/13	94-169/.556	18-27/.667	63/2.0	53/1.7	206/6.4
		1986-7	31/19	*120-231/.519	61-70/.871	106/3.4	64/2.1	307/9.9
		1987-8	33/25	#153-319/.480	83-111/.748	111/3.4	78/2.4	399/12.1
TOTALS	106/57	375-743/.505	171-221/.774	291/2.7	205/1.9		937/8.8	
* includes 6-of-15 three-point shooting # includes 10-of-44 three-point shooting								
	35 Mannie Jackson	1957-8	22/	107-301/.355	31-51/.608			245/11.1
		1958-9	22/	137-321/.426	25-42/.596	89/4.0		299/13.6
		1959-60	23/	162-392/.413	54-86/.628	95/4.1		378/16.4
		TOTALS	67/	406-1014/.400	110-179/.615	184/4.1		922/13.8
	36 Don Ohl	1955-6	22/	57-170/.335	33-48/.688			147/6.7
		1956-7	22/	145-344/.421	53-84/.631			343/15.6
		1957-8	22/	183-454/.403	65-102/.637			431/19.6
		TOTALS	66/	385-968/.398	151-234/.645			921/14.0
	37 Steve Bardo	1986-7	31/10	*42-102/.412	34-50/.680	92/3.0	85/2.7	119/3.8
		1987-8	33/21	#80-178/.449	53-87/.609	138/4.2	125/3.8	216/6.5
		1988-9	36/30	+94-212/.443	76-96/.792	144/4.0	148/4.1	292/8.1
		1989-90	29/29	899-225/.440	55-78/.705	178/6.1	137/4.7	281/9.7
TOTALS	129/90	315-717/.439	218-311/.701	552/4.3	495/3.8		908/7.0	
* includes 1-of-3 three-point shooting + includes 29-of-59 three-point shooting # includes 3-of-8 three-point shooting & includes 28-of-64 three-point shooting								
	38 Rick Howat	1968-9	22/	34-82/.415	10-13/.769	14/0.6		78/3.5
		1969-70	24/	147-291/.505	41-54/.759	66/2.7		335/13.9
		1970-1	23/	190-391/.485	94-113/.832	67/2.9		474/20.6
		TOTALS	69/	371-764/.486	145-180/.806	147/2.1		887/12.9
	39 Roger Taylor	1956-7	22/	88-228/.386	52-70/.743			228/10.4
		1957-8	20/	97-223/.434	68-81/.840			262/13.1
		1958-9	21/	158-350/.451	60-72/.833	68/3.2		376/17.9
		TOTALS	63/	343-801/.428	180-223/.807			866/13.7
	40 Jeff Dawson	1972-3	24/24	182-406/.448	83-102/.814	68/2.8		447/18.6
		1973-4	23/23	173-408/.424	72-88/.818	41/1.8	73/3.2	418/18.2
		TOTALS	47/47	355-814/.436	155-190/.789	109-2.3		865/18.4

No.	Player	Year(s)	GP/GS	FGM-A/FG%	FTM-A/FT%	Reb/Avg	Ast/Avg	Pts/Avg
	41 Mike Price	1967-8	24/	71-211/.336	62-85/.729	123/5.1		204/8.5
		1968-9	24/	120-254/.472	58-77/.753	163/6.8		298/12.4
		1969-70	24/	135-301/.449	89-108/.824	220/9.2		359/14.9
		TOTALS	72/	326-766/.426	209-270/.774	506/7.0		861/12.0
			42 Neil Bresnahan	1976-7	28/3	80-176/.455	46-61/.754	138/4.9
1977-8	27/25			94-200/.470	31-47/.660	195/7.2	68/2.5	219/8.1
1978-9	30/26			105-236/.445	40-56/.714	236/7.9	75/2.5	250/8.3
1979-80	35/5			67-136/.493	27-37/.730	121/3.5	64/1.8	161/4.6
TOTALS	120/59			346-748/.462	144-201/.716	590/4.9	238/2.0	836/9.2
	43 George Montgomery	1981-2	28/0	41-83/.494	20-40/.500	104/3.7	13/0.5	102/3.6
		1982-3	32/9	72-143/.503	40-78/.513	146/4.6	22/0.7	184/5.8
		1983-4	31/30	124-226/.549	53-103/.515	224/7.2	53/1.7	301/9.7
		1984-5	23/22	86-171/.503	64-104/.615	168/7.3	39/1.7	236/10.3
		TOTALS	114/61	323-623/.518	177-325/.545	642/5.6	127/1.1	823/7.2
	44 Irvin Bemoras	1950-1	27/	83-254/.327	49-66/.742			215/8.0
		1951-2	26/	108-314/.344	69-105/.658			285/11.0
		1952-3	22/	119-320/.373	84-119/.706			322/14.6
		TOTALS	75/	310-887/.349	181-279/.685			822/11.0
	45 Marcus Liberty	1988-9	36/24	*120-252/.476	57-73/.781	141/3.9	42/1.2	303/8.4
		1989-90	29/29	#203-400/.508	103-135/.763	206/7.1	39/1.3	517/17.8
		TOTALS	65/53	323-652/.495	160-208/.769	347/5.3	81/1.2	820/12.6
		* includes 6-of-12 three-point shooting # includes 8-0f-21 three-point shooting						
	46 Harv Schmidt	1954-5	21/	36-93/.387	28-44/.636			100/4.8
		1955-6	22/	113-262/.431	69-87/.793			295/13.4
		1956-7	22/	156-361/.432	102-134/.761			414/18.8
		TOTALS	65/	305-716/.426	112-147/.762			809/12.4
	47 John Wessels	1958-9	22/	126-304/.414	75-115/.652	205/9.3		327/14.9
		1959-60	14/	56-135/.415	43-62/.694	99/7.1		155/11.1
		1960-1	24/	119-282/.422	83-116/.716	217/9.0		321/13.4
		TOTALS	60/	301-721/.417	201-293/.686	521/8.7		803/13.4
	48 Tony Wysinger	1983-4	30/0	15-35/.429	27-35/.771	14/0.5	23/0.8	57/1.9
		1984-5	35/5	48-82/.585	38-46/.826	32/0.9	64/1.8	134/3.8
		1985-6	28/18	115-218/.528	39-47/.830	41/1.5	106/3.8	269/9.6
		1986-7	30/29	*128-260/.492	54-63/.857	56/1.9	192/6.4	338/11.3
		TOTALS	123/52	306-595/.514	158-191/.827	143/1.2	385/3.1	798/6.5
* includes 29-of-60 three-point shooting								
	49 Don Sunderlage	1948-9	25/	57-184/.308	39-57/.684			153/6.1
		1949-50	22/	54-179/.302	45-69/.652			153/7.0
		1950-1	27/	150-390/.385	171-218/.784			471/17.4
		TOTALS	74/	261-754/.346	255-344/.741			777/10.5
	50 Bill Ridley	1953-4	19/	30-103/.291	54-71/.761			114/6.0
		1954-5	22/	123-330/.373	88-124/.726			334/15.2
		1955-6	21/	109-283/.385	104-135/.770			322/15.3
		TOTALS	62/	262-716/.366	169-224/.754			770/12.4

YEAR-BY-YEAR INDIVIDUAL LEADERS

Total Points (avg.)

1906-(statistical information not available)	
1907-Edward Ryan	94 (8.5) *
1908-Henry Popperfuss	401 (15.4) *
1909-Carl Watson	142 (10.9) *
1910-Albert Hall	66 (7.3) *
1911-Emmett Poston	90 (7.5) *
1912-Albert Hall	113 (7.1) *
1913-Homer Dahringer	169 (10.6)
1914-Edward Williford	130 (10.0) *
1915-Edward Williford	116 (7.3)
1916-Ralf Woods	122 (12.2)
1917-Ralf Woods	164 (10.3)
1918-Earl Anderson	201 (13.4)
1919-Ken Wilson	118 (8.5) *
1920-Charles Carney	215 (16.5)
1921-Charles Vail, Jr.	108 (6.0)
1922-Charles Carney	249 (13.1)
1923-Walter Roettger	129 (8.9)
1924-Leland Stilwell	129 (7.6)
1925-Russell Daugherty	111 (6.5)
1926-Russell Daugherty	99 (5.8)
1927-Russell Daugherty	135 (7.9)
1928-John How	125 (7.4)
1929-John How	102 (6.0)
1930-Charles Harper	76 (4.8)
1931-Charles Harper	124 (7.3)
1932-Caslon Bennett	106 (6.2)
1933-Frank Froschauer	140 (7.8)
1934-Frank Froschauer	170 (8.9)
1935-Frank Froschauer	147 (7.4)
1935-Bob Riegel	147 (7.4)
1936-Harry Combes	154 (8.1)
1937-Lou Boudreau	157 (8.7)
1938-Louis Dehner	223 (12.4)
1939-Louis Dehner	239 (12.6)
1940-William Hapac	244 (12.2)
1941-Art Mathisen	178 (8.9)
1942-Andy Phillip	232 (10.1)
1943-Andy Phillip	305 (16.9)
1944-Stan Patrick	240 (12.0)
1945-Walt Kirk	212 (10.6)
1946-Bob Doster	273 (13.0)
1947-Andy Phillip	192 (9.6)
1948-Dwight Eddleman	277 (13.9)
1949-Dwight Eddleman	329 (13.1)
1950-Wally Osterkorn	333 (15.1)
1951-Don Sunderlage	471 (17.4)
1952-John Kerr	357 (13.7)
1953-John Kerr	386 (17.5)
1954-John Kerr	556 (25.3)
1955-Paul Judson	363 (16.5)
1956-George BonSalle	321 (22.9)
1957-Harv Schmidt	414 (18.8)
1958-Don Ohl	431 (19.6)
1959-Roger Taylor	376 (17.9)
1960-Govoner Vaughn	411 (17.9)
1961-Dave Downey	402 (16.8)
1962-Dave Downey	445 (20.2)
1963-Dave Downey	513 (19.7)
1964-Skip Thoren	488 (20.3)
1965-Skip Thoren	533 (22.2)
1966-Don Freeman	668 (27.8)
1967-Jim Dawson	521 (21.7)
1968-Dave Scholz	529 (22.0)
1969-Dave Scholz	459 (19.1)

1970-Greg Jackson	409 (17.0)
1971-Rick Howat	474 (20.6)
1972-Nick Weatherspoon	500 (20.8)
1973-Nick Weatherspoon	600 (25.0)
1974-Rick Schmidt	493 (21.4)
1975-Rick Schmidt	524 (20.2)
1976-Rich Adams	429 (15.9)
1977-Audie Matthews	479 (16.0)
1978-Audie Matthews	327 (12.1)
1979-Mark Smith	404 (13.5)
1980-Eddie Johnson	610 (17.4)
1981-Eddie Johnson	500 (17.2)
1982-Craig Tucker	450 (15.5)
1983-Derek Harper	492 (15.4)
1984-Efrem Winters	456 (14.7)
1985-Anthony Welch	415 (11.9)
1986-Ken Norman	525 (16.4)
1987-Ken Norman	641 (20.7)
1988-Nick Anderson	525 (15.9)
1989-Nick Anderson	647 (18.0)
1990-Kendall Gill	581 (20.0)
1991-Andy Kaufmann	660 (21.3)
1992-Deon Thomas	542 (19.4)

*Some statistical information is not available, thus averages were multiplied by games played to give an estimate

Total Rebounds (Avg.)

1959-John Wessels	205 (9.3)
1960-Govoner Vaughn	187 (8.1)
1961-Dave Downey	267 (11.1)
1962-Dave Downey	269 (12.2)
1963-Dave Downey	254 (9.8)
1964-Skip Thoren	331 (13.8)
1965-Skip Thoren	349 (14.5)
1966-Don Freeman	285 (11.9)
1967-Dave Scholz	250 (10.9)
1968-Dave Scholz	230 (9.6)
1969-Dave Scholz	209 (8.7)
1970-Greg Jackson	234 (9.8)
1971-Nick Weatherspoon	246 (10.7)
1972-Nick Weatherspoon	265 (11.0)
1973-Nick Weatherspoon	295 (12.3)
1974-Rick Schmidt	165 (7.2)
1975-Rick Schmidt	139 (5.3)
1976-Rich Adams	158 (5.9)
1977-Levi Cobb	192 (6.4)
1978-Neil Bresnahan	195 (7.2)
1979-Neil Bresnahan	236 (7.9)
1980-Eddie Johnson	310 (8.9)
1981-Eddie Johnson	267 (9.2)
1982-James Griffin	204 (7.0)
1983-Efrem Winters	213 (6.9)
1984-George Montgomery	224 (7.2)
1985-Efrem Winters	252 (7.2)
1986-Ken Norman	226 (7.1)
1987-Ken Norman	303 (9.8)
1988-Nick Anderson	217 (6.6)
1989-Nick Anderson	285 (7.9)
1990-Marcus Liberty	206 (7.7)
1991-Deon Thomas	203 (6.8)
1992-Deon Thomas	193 (6.9)

Field Goal Percentage

(Min. 3 attempts per game)

1948-Jim Marks	351 (33-94)
1949-Fred Green	338 (65-192)
1950-Wally Osterkorn	406 (125-308)
1951-Clive Follmer	386 (88-228)
1952-John Kerr	392 (143-365)
1953-Clive Follmer	406 (82-202)
1954-Jim Dutcher	441 (30-68)
1955-Phil Judson	444 (35-79)
1956-Harv Schmidt	431 (113-262)
1957-Harv Schmidt	432 (156-361)
1958-Roger Taylor	435 (97-223)
1959-Ed Perry	489 (46-94)
1960-Lee Frandsen	477 (41-86)
1961-Jerry Colangelo	459 (128-279)
1962-Bob Starnes	477 (81-170)
1963-Bill Burwell	500 (158-316)
1964-Skip Thoren	501 (187-373)
1965-Skip Thoren	560 (219-391)
1966-Bob Brown	478 (44-92)
1967-Deon Flessner	466 (85-182)
1968-Jodie Harrison	553 (88-159)
1969-Jodie Harrison	608 (87-143)
1970-Fred Miller	507 (107-211)
1971-Rick Howat	485 (190-391)
1972-Larry Cohen	457 (42-92)
1973-Nick Conner	462 (136-294)
1974-Tom Carmichael	500 (48-96)
1975-Tom Carmichael	608 (54-89)
1976-Nate Williams	534 (102-191)
1977-Audie Matthews	510 (202-396)
1978-Rob Judson	514 (76-148)
1979-Derek Holcomb	539 (90-167)
1980-Mark Smith	552 (187-339)
1981-Derek Holcomb	569 (70-123)
1982-Perry Range	521 (146-280)
1983-Derek Harper	537 (198-369)
1984-Quinn Richardson	588 (94-160)
1985-Ken Norman	632 (86-136)
1986-Ken Norman	641 (216-337)
1987-Ken Norman	578 (256-443)
1987-Lowell Hamilton	578 (149-258)
1988-Kenny Battle	578 (197-341)
1989-Kenny Battle	604 (218-361)
1990-Ervin Small	568 (75-132)
1991-Deon Thomas	577 (172-298)
1992-Deon Thomas	585 (199-340)

Free Throw Percentage

(Min. 1.5 FTs made per game)

1948-Bill Erickson	.617	(37-60)
1949-Don Sunderlage	.684	(39-57)
1950-Burdette Thurlby	.722	(52-72)
1951-Ted Beach	.825	(47-57)
1952-Clive Follmer	.765	(91-119)
1953-Max Hooper	.790	(45-57)
1954-Max Hooper	.812	(34-42)
1955-Bill Ridley	.726	(88-124)
1956-Harv Schmidt	.793	(69-87)
1957-Harv Schmidt	.761	(102-134)
1958-Roger Taylor	.840	(68-81)
1959-Roger Taylor	.833	(60-72)
1960-Govoner Vaughn	.865	(83-96)
1961-Bill Small	.894	(42-47)
1962-Bill Small	.864	(70-81)
1963-Bob Starnes	.800	(84-105)
1964-Tal Brody	.684	(91-133)
1965-Bogie Redman	.833	(55-66)
1966-Don Freeman	.771	(152-197)
1967-Jim Dawson	.762	(93-122)
1968-Mike Price	.729	(62-85)
1969-Randy Crews	.767	(46-60)
1970-Mike Price	.824	(89-108)
1971-Rick Howat	.832	(94-113)
1972-Larry Cohen	.867	(39-45)
1973-Jeff Dawson	.814	(83-102)
1974-Dennis Graff	.862	(50-58)
1975-Rick Schmidt	.804	(144-179)
1976-Otho Tucker	.764	(68-89)
1977-Audie Matthews	.798	(75-94)
1978-Rob Judson	.957	(45-47)
1979-Mark Smith	.771	(84-109)
1980-Mark Smith	.817	(161-197)
1981-Mark Smith	.816	(102-125)
1982-Craig Tucker	.833	(110-132)
1983-Bruce Douglas	.719	(64-89)
1984-Q. Richardson	.794	(50-63)
1985-Doug Altenberger	.769	(70-91)
1986-Ken Norman	.802	(93-116)
1987-Glynn Blackwell	.871	(61-70)
1988-Kendall Gill	.753	(67-89)
1989-Stephen Bardo	.792	(76-96)
1990-Andy Kaufmann	.802	(81-101)
1991-Andy Kaufmann	.833	(169-203)
1992-T.J. Wheeler	.844	(81-96)

Total Steals (Avg.)

1978-Mark Smith	.37	(1.37)
1979-Mark Smith	.53	(1.77)
1980-Reno Gray	.39	(1.11)
1981-Derek Harper	.39	(1.34)
1982-Derek Harper	.67	(2.31)
1983-Bruce Douglas	.78	(2.44)
1984-Bruce Douglas	.73	(2.35)
1985-Bruce Douglas	.85	(2.43)
1986-Bruce Douglas	.88	(2.75)
1987-Kendall Gill	.39	(1.26)
1988-Kenny Battle	.72	(2.18)
1989-Kenny Battle	.89	(2.47)
1990-Kendall Gill	.63	(2.17)
1991-Rennie Clemons	.43	(1.39)
1992-Rennie Clemons	.42	(1.50)

Total Assists (Avg.)

1974-Jeff Dawson	.73	(3.17)
1975-Rick Schmidt	.73	(2.81)
1976-Otho Tucker	.84	(3.23)
1977-Steve Lanter	.103	(3.43)
1978-Neil Bresnahan	.68	(2.52)
1979-Mark Smith	.121	(4.03)
1980-Reno Gray	.109	(3.11)
1981-Derek Harper	.156	(5.38)
1982-Derek Harper	.145	(5.00)
1983-Bruce Douglas	.189	(5.91)
1984-Bruce Douglas	.177	(5.71)
1985-Bruce Douglas	.200	(5.71)
1986-Bruce Douglas	.199	(6.22)
1987-Tony Wysinger	.192	(6.40)
1988-Kendall Gill	.138	(4.20)
1989-Larry Smith	.157	(4.36)
1990-Stephen Bardo	.137	(4.72)
1991-Larry Smith	.144	(4.97)
1992-Rennie Clemons	.137	(4.89)

Blocked Shots (Avg.)

1978-Rich Adams	.32	(1.18)
1979-Derek Holcomb	.86	(2.96)
1980-Derek Holcomb	.46	(1.48)
1981-Derek Holcomb	.42	(1.45)
1982-James Griffin	.56	(1.93)
1983-Efrem Winters	.31	(1.00)
1984-Scott Meents	.25	(0.81)
1985-Efrem Winters	.32	(0.91)
1986-Ken Norman	.25	(0.78)
1987-Ken Norman	.48	(1.55)
1988-Jens Kujawa	.29	(0.89)
1989-Nick Anderson	.32	(0.90)
1990-Marcus Liberty	.26	(0.90)
1991-Deon Thomas	.54	(1.80)
1992-Deon Thomas	.44	(1.57)

3-Point Percentage

(Min. 1.5 attempts per game)

1983-Derek Harper*	.481	(13-27)
1987-Doug Altenberger	.475	(76-160)
1988-Kendall Gill	.304	(21-69)
1989-Stephen Bardo	.492	(29-59)
1990-Andy Kaufmann	.449	(22-49)
1991-Andy Kaufmann	.394	(41-104)
1992-Tom Michael	.493	(75-152)

*experimental season for 3-point rule, 27 attempts in 32 games



Mark Smith was Illinois' top free throw shooter for three consecutive years from 1979-81.



Ken Norman led Illinois in scoring rebounding and blocked shots in 1986 and 1987.

VARSITY RECORDS

NOTE — Some statistical categories have been recorded only in recent years.

Records for the following categories only go back as far as the season in which they were first kept:
 Fouls — 1926; FG Att. — 1942; FT Att. — 1942; Rebounds — 1959; Turnovers — 1968; Assists — 1971; Blocked shots — 1978; Steals — 1978; Minutes — 1978; Games — 1906

NOTE — Site is indicated after date: 2/16/63 (A) is at the opponent's arena; 3/1/43 (H) is at Illinois; 12/14/56 (N) is on a neutral court.

Individual

Game

Points

1. 53 Dave Downey at Indiana, 2/16/63
2. 46 Andy Kaufmann vs. Wisc.-Milwaukee, 12/3/90
3. 42 Dave Scholz vs. Northwestern, 2/24/68
4. 40 Andy Kaufmann vs. Eastern Illinois, 12/1/90
Andy Phillip at Chicago, 3/1/43
6. 39 Rich Adams vs. Arizona, 11/28/77
- 39 Deon Thomas vs. Ill.-Chicago, 12/30/91
8. 38 John (Red) Kerr at Ohio State, 1/16/54
Eddie Johnson vs. Long Beach, 12/8/79
Dave Scholz at Northwestern, 2/10/68

Field Goals

1. 22 Dave Downey vs. Indiana, 2/16/63
2. 17 Eddie Johnson vs. Long Beach State, 12/8/79
- 17 Andy Kaufmann vs. Eastern Illinois, 12/1/90
4. 16 Rich Adams vs. Arizona, 11/28/77
- 16 Don Freeman vs. Minnesota, 2/26/66
- 16 Greg Jackson vs. Michigan, 2/22/69
- 16 Rich Jones vs. Providence, 12/28/65
- 16 Andy Phillip vs. Chicago, 3/1/43
- 16 Dave Scholz vs. Butler, 12/2/67
- 16 Dave Scholz vs. Northwestern, 2/10/68
- 16 Nick Weatherspoon vs. Vanderbilt, 12/23/71
- 16 Deon Thomas vs. Ill.-Chicago, 12/30/91

Field Goal Attempts

1. 34 Dave Downey vs. Indiana, 2/16/63
- 34 John Kerr vs. Alabama, 12/12/53
- 34 Nick Weatherspoon vs. South Carolina, 1/27/72
4. 33 Jim Dawson vs. Purdue, 2/25/67
- 33 Dave Scholz vs. Northwestern, 2/10/68
6. 32 Jim Dawson vs. Northwestern, 1/10/67
- 32 Greg Jackson vs. Michigan, 2/22/69
- 32 Eddie Johnson vs. Long Beach State, 12/8/79
- 32 Don Ohl vs. Wisconsin, 1/13/58

Field Goal Percentage (Minimum 10 attempts)

1. 1.000 Derek Harper (11-11) vs. Michigan State, 2/18/83
2. .917 Anthony Welch (11-12) vs. Chico State, 12/4/84
3. .909 Rick Howat (10-11) vs. Ohio State, 1/10/70
- .909 George Montgomery (10-11) vs. Iowa State, 1/3/83
5. .900 Deon Thomas (9-10) vs. Northwestern, 2/4/91
6. .846 Eddie Johnson (11-13) vs. Michigan, 1/17/80
- .846 Eddie Johnson (11-13) vs. Northwestern, 2/28/80
- .846 Bob Starnes (11-13) vs. NYU, 12/28/62
- .846 Deon Thomas (11-13) vs. Memphis State, 12/29/90
10. .824 Govoner Vaughn (14-17) vs. Michigan, 2/29/60

Free Throws

1. 15 Jeff Dawson vs. Michigan State, 1/14/74
- 15 Don Freeman vs. West Virginia, 12/11/65
- 15 Otho Tucker vs. Northwestern, 1/11/75
4. 14 Audie Matthews vs. Ohio State, 1/16/77
- 14 Deon Thomas vs. Purdue, 2/11/92
6. 13 Bill Burwell vs. Cornell, 12/23/61
- 13 Bill Burwell vs. Indiana, 3/5/62
- 13 Kendall Gill vs. Minnesota, 2/28/90
- 13 Rick Howat vs. Wisconsin, 1/12/71
- 13 Bill Morris vs. Florida, 12/19/71
- 13 Mark Smith vs. Purdue, 2/23/80
- 13 Bob Starnes vs. Oklahoma, 12/22/62
- 13 Skip Thoren vs. Purdue, 2/6/65

Free Throw Attempts

1. 19 Wally Osterkorn vs. St. Louis, 12/22/49
2. 18 Hiles Stout vs. Purdue, 2/23/57
- 18 Deon Thomas vs. Purdue, 2/11/92
4. 17 Bill Burwell vs. Cornell, 12/23/61
- 17 John Kerr vs. Michigan State, 1/9/54
- 17 Otho Tucker vs. Northwestern, 1/11/75
7. 16 Kenny Battle vs. Villanova, 11/28/87
- 16 Don Freeman vs. West Virginia, 12/11/65
- 16 Don Freeman vs. Army, 12/30/65
- 16 Bill Morris vs. Florida, 12/29/71
- 16 Skip Thoren vs. St. Louis, 12/4/63

Free Throw Percentage

1. 1.000 Bill Burwell (13-13) vs. Indiana, 3/5/62
- 1.000 Kendall Gill (13-13) vs. Minnesota, 2/8/90
3. 1.000 Efram Winters (12-12) vs. New Mexico State, 12/8/84
4. 1.000 Rich Jones (11-11) vs. Indiana, 2/6/66
- 1.000 Andy Kaufmann (11-11) vs. Georgia Southern, 12/8/90
6. 1.000 Andy Kaufmann (10-10) vs. Minnesota, 2/10/91
- 1.000 Ken Norman (10-10) vs. Houston, 12/14/85
- 1.000 Scott Pierce (10-10) vs. Oregon State, 12/7/90
- 1.000 Perry Range (10-10) vs. Army, 12/11/81
- 1.000 C. J. Schroeder (10-10) vs. Northwestern, 2/5/72
- 1.000 Mark Smith (10-10) vs. Minnesota, 1/17/81
- 1.000 Craig Tucker (10-10) vs. Minnesota, 2/20/82
- 1.000 Tony Wysinger (10-10) vs. Pitt, 12/6/86

Three-Point Field Goals

1. 7 Andy Kaufmann vs. Missouri, 12/9/90
2. 6 Doug Altenberger vs. Pitt, 12/6/86
- 6 Doug Altenberger vs. Wisconsin, 2/7/87
- 6 Doug Altenberger vs. Purdue, 2/23/87
- 6 Doug Altenberger vs. Indiana, 3/1/87
- 6 Tom Michael vs. Ohio State, 1/30/92
- 6 T.J. Wheeler vs. Iowa, 2/23/92
8. 5 P.J. Bowman vs. Iowa, 2/5/89
- 5 Kendall Gill vs. Michigan State, 1/7/89
- 5 Kendall Gill vs. Dayton, 3/15/90
- 5 Tony Wysinger vs. Iowa, 1/14/87
- 5 Tom Michael vs. Iowa, 2/4/92
- 5 Tom Michael vs. Indiana, 2/4/92

Three-Point Field Goal Attempts

1. 14 Andy Kaufmann vs. Missouri, 12/9/90
2. 13 Doug Altenberger vs. Purdue, 2/23/87
- 13 P.J. Bowman vs. Iowa, 2/5/89
4. 12 Tom Michael vs. Temple, 12/10/91
- 12 Tom Michael vs. Connecticut, 1/4/92
6. 11 Doug Altenberger vs. Arizona, 1/24/87

- 11 Doug Altenberger vs. Iowa, 2/12/87
- 11 Tom Michael vs. Iowa, 1/15/92
- 9. 10 Doug Altenberger vs. Indiana, 3/1/87
- 10 Tom Michael vs. Iowa, 2/23/92

**Three-Point Field Goal Percentage
(Minimum 5 Attempts)**

- 1. 1.000 Doug Altenberger (6-6) vs. Wisconsin, 2/7/87
- 2. 1.000 Tony Wysinger (5-5) vs. Iowa, 1/14/87
- 3. .800 Doug Altenberger (4-5) vs. Purdue, 1/22/87
- 4. .750 Tom Michael (6-8) vs. Ohio State, 1/30/92
- 5. .714 Kendall Gill (5-7) vs. Dayton, 3/15/90
- .714 Tom Michael (5-7) vs. Indiana, 2/4/92
- 7. .667 Andy Kaufmann (4-6) vs. Wisconsin-Milwaukee, 12/3/90
- .667 Tom Michael (4-6) vs. Wisconsin, 2/20/92
- .667 T.J. Wheeler (6-9) vs. Iowa, 2/23/92
- 10. .625 Kendall Gill (5-8) vs. Michigan State, 1/7/89

Rebounds

- 1. 24 Duane (Skip) Thoren at UCLA, 12/28/63
- 2. 23 Nick Weatherspoon vs. Michigan, 3/2/71
- 3. 22 Duane (Skip) Thoren at Kentucky, 12/19/64
- Duane (Skip) Thoren at Villanova, 12/29/64
- Deon Flessner vs. Georgia Tech (at Los Angeles), 12/30/66
- Nick Weatherspoon vs. DePauw, 12/2/72
- 7. 21 Dave Downey vs. Creighton, 12/12/61
- Bill Burwell vs. Wisconsin, 2/19/62
- Duane (Skip) Thoren vs. Indiana, 1/4/65
- Rich Jones at Northwestern, 3/7/66

Assists

- 1. 16 Tony Wysinger vs. Pitt, 12/6/86
- 2. 15 Bruce Douglas vs. Houston, 12/14/83
- 3. 13 Bruce Douglas vs. Minnesota, 3/9/85
- 4. 12 Rennie Clemons vs. Oregon State, 12/7/90
- 12 Bruce Douglas vs. Texas A&M, 11/27/82
- 12 Bruce Douglas vs. Wisconsin, 3/10/83
- 12 Derek Harper vs. Purdue, 2/28/81
- 12 Derek Harper vs. Northwestern, 3/7/81
- 12 Derek Harper vs. Michigan, 1/30/82
- 10. 11 (eight times)

Steals

- 1. 8 Bruce Douglas vs. Purdue, 2/25/84
- 2. 7 Kenny Battle vs. Michigan, 3/9/88
- 7 Bruce Douglas vs. Northwestern, 2/8/84
- 7 Bruce Douglas vs. Northwestern, 2/14/85
- 7 Bruce Douglas vs. Wisconsin-Green Bay, 12/4/85
- 7 Bruce Douglas vs. Michigan, 1/8/86
- 7 Kendall Gill vs. Eastern Illinois, 12/8/86
- 7 Kendall Gill vs. Iowa, 3/4/90
- 8. 6 (12 times)

Blocked Shots

- 1. 11 Derek Holcomb vs. South Carolina, 12/8/78
- 2. 7 Derek Holcomb vs. Centenary, 12/7/79
- 7 Deon Thomas vs. Northwestern, 2/26/92
- 4. 6 James Griffin vs. Denver, 11/28/78
- 6 James Griffin vs. Wisconsin, 2/4/82
- 6 Derek Holcomb vs. Northwestern, 1/8/81
- 7. 5 (12 times)

Minutes

- 1. 60 Bruce Douglas vs. Michigan, 1/28/84
- 2. 55 Doug Altenberger vs. Oregon, 11/25/84
- 55 Quinn Richardson vs. Michigan, 1/28/84
- 55 Efrem Winters vs. Michigan, 1/28/84
- 54 Doug Altenberger vs. Michigan, 1/28/84
- 6. 53 Bruce Douglas vs. Oregon, 11/25/84
- 52 Anthony Welch vs. Oregon, 11/25/84
- 8. 51 George Montgomery vs. Michigan, 1/28/84
- 9. 50 Bruce Douglas vs. Iowa, 2/2/84
- 10. 49 Derek Harper vs. Minnesota, 3/13/83
- 49 Anthony Welch vs. Minnesota, 3/13/83
- 49 Efrem Winters vs. Minnesota, 3/13/83

Season

Points

- 1. 668 Don Freeman, 1965-66
- 2. 660 Andy Kaufmann, 1990-91
- 3. 649 Nick Anderson, 1988-89
- 4. 641 Ken Norman, 1986-87
- 5. 610 Eddie Johnson, 1979-80
- 6. 600 Nick Weatherspoon, 1972-73
- 7. 596 Kenny Battle, 1988-89
- 8. 581 Kendall Gill, 1989-90
- 9. 556 John (Red) Kerr, 1953-54
- 10. 542 Deon Thomas, 1991-92

Field Goals

- 1. 266 Eddie Johnson, 1979-80
- 2. 262 Nick Anderson, 1988-89
- 3. 258 Don Freeman, 1965-66
- 4. 256 Ken Norman, 1986-87
- 5. 247 Nick Weatherspoon, 1972-73
- 6. 225 Andy Kaufmann, 1990-91
- 7. 223 Nick Anderson, 1987-88
- 223 Dave Scholz, 1967-68
- 9. 219 Lowell Hamilton, 1988-89
- 219 Eddie Johnson, 1980-81
- 219 Skip Thoren, 1964-65
- 12. 218 Kenny Battle, 1988-89
- 13. 216 Ken Norman, 1985-86
- 14. 214 Jim Dawson, 1966-67

Field Goal Attempts

- 1. 595 Don Freeman, 1965-66
- 2. 576 Eddie Johnson, 1979-80
- 3. 541 Dave Scholz, 1967-68
- 4. 540 Nick Weatherspoon, 1972-73
- 5. 520 John Kerr, 1953-54
- 6. 495 Jim Dawson, 1966-67
- 7. 487 Nick Anderson, 1988-89
- 8. 482 Andy Kaufmann, 1990-91
- 9. 477 Nick Weatherspoon, 1971-72
- 10. 474 Rich Jones, 1965-66

**Field Goal Percentage
(Minimum 200 Attempts)**

1. .641 Ken Norman, 1985-86 (216-337)
2. .604 Kenny Battle, 1987-88 (197-341)
3. .585 Deon Thomas, 1991-92 (199-340)
4. .578 Ken Norman, 1986-87 (256-443)
5. .578 Kenny Battle, 1988-89 (218-361)
6. .578 Lowell Hamilton, 1986-87 (149-258)
7. .577 Deon Thomas, 1990-91 (172-298)
8. .572 Nick Anderson, 1987-88 (223-390)
9. .560 Skip Thoren, 1964-65 (219-391)
10. .552 Mark Smith, 1979-80 (187-339)

Free Throws

1. 171 Don Sunderlage, 1950-51
2. 169 Andy Kaufmann, 1990-91
3. 161 Mark Smith, 1979-80
4. 152 Don Freeman, 1965-66
5. 151 Kenny Battle, 1988-89
6. 144 Rick Schmidt, 1974-75
- 144 Deon Thomas, 1991-92
8. 136 Kendall Gill, 1989-90



Don Freeman attempted 595 field goals in 1965-66 to set an Illinois record.

9. 136 John Kerr, 1953-54
- 128 Ken Norman, 1986-87

Free Throw Attempts

1. 218 Don Sunderlage, 1950-51
- 218 Deon Thomas, 1991-92
3. 214 John Kerr, 1953-54
4. 203 Andy Kaufmann, 1990-91
5. 200 Kenny Battle, 1988-89
6. 197 Don Freeman, 1965-66
- 197 Mark Smith, 1979-80
8. 179 Kenny Battle, 1987-88
- 179 Rick Schmidt, 1974-75
10. 176 Ken Norman, 1986-87

**Free Throw Percentage
(Minimum 75 Attempts)**

1. .865 Govoner Vaughn, 1959-60 (83-96)
2. .864 Bill Small, 1961-62 (70-81)
3. .844 T.J. Wheeler, 1991-92 (81-96)
4. .840 Roger Taylor, 1957-58 (68-81)
5. .833 Craig Tucker, 1981-82 (110-132)
6. .833 Andy Kaufmann, 1990-91 (169-203)
7. .832 Rick Howat, 1970-71 (94-113)
8. .824 Mike Price, 1969-70 (89-108)
9. .818 Jeff Dawson, 1973-74 (72-88)
10. .817 Mark Smith, 1979-80 (161-187)

Three-Point Field Goals

1. 76 Doug Altenberger, 1986-87
2. 75 Tom Michael, 1991-92
3. 41 Andy Kaufmann, 1990-91
4. 38 Kendall Gill, 1988-89
5. 29 Stephen Bardo, 1988-89
- 29 Tony Wysinger, 1986-87
- 29 T.J. Wheeler, 1991-92
8. 28 Stephen Bardo, 1989-90
9. 24 Nick Anderson, 1988-89
- 24 Larry Smith, 1990-91

Three-Point Field Goal Attempts

1. 160 Doug Altenberger, 1986-87
2. 152 Tom Michael, 1991-92
3. 104 Andy Kaufmann, 1990-91
4. 83 Kendall Gill, 1988-89
5. 71 T.J. Wheeler, 1991-92
6. 69 Kendall Gill, 1987-88
7. 66 Nick Anderson, 1988-89
- 66 Kendall Gill, 1989-90
9. 64 Stephen Bardo, 1989-90
10. 63 P.J. Bowman, 1989-90
- 63 Larry Smith, 1990-91

**Three-Point Field Goal Percentage
(Minimum 40 Attempts)**

1. .493 Tom Michael, 1991-92 (75-152)
2. .492 Stephen Bardo, 1988-89 (29-59)
3. .475 Doug Altenberger, 1986-87 (76-160)
4. .467 Tony Wysinger, 1986-87 (29-60)
5. .458 Kendall Gill, 1988-89 (38-83)
6. .449 Andy Kaufmann, 1989-90 (22-49)
7. .438 Stephen Bardo, 1989-90 (28-64)
8. .409 Tom Michael, 1990-91 (18-44)
9. .408 T.J. Wheeler, 1991-92 (29-71)
10. .394 Andy Kaufmann, 1990-91 (41-104)

Rebounds

1. 349 Skip Thoren, 1964-65
2. 331 Skip Thoren, 1963-64
3. 310 Eddie Johnson, 1979-80
4. 303 Ken Norman, 1986-87
5. 295 Nick Weatherspoon, 1972-73
6. 285 Nick Anderson, 1988-89
- 285 Don Freeman, 1965-66
8. 269 Dave Downey, 1961-62
9. 267 Dave Downey, 1960-61
- 267 Eddie Johnson, 1980-81

Assists

1. 200 Bruce Douglas, 1984-85
2. 199 Bruce Douglas, 1985-86
3. 192 Tony Wysinger, 1986-87
4. 189 Bruce Douglas, 1982-83
5. 177 Bruce Douglas, 1983-84
6. 157 Larry Smith, 1988-89
7. 156 Derek Harper, 1980-81
8. 148 Stephen Bardo, 1988-89
9. 145 Derek Harper, 1981-82
10. 144 Larry Smith, 1990-91

Steals

1. 89 Kenny Battle, 1988-89
2. 88 Bruce Douglas, 1985-86
3. 85 Bruce Douglas, 1984-85
4. 78 Bruce Douglas, 1982-83
5. 73 Bruce Douglas, 1983-84
6. 72 Kenny Battle, 1987-88
- 72 Derek Harper, 1982-83
8. 67 Derek Harper, 1981-82
9. 65 Kendall Gill, 1987-88
10. 63 Kendall Gill, 1989-90

Blocked Shots

1. 86 Derek Holcomb, 1978-79
2. 56 James Griffin, 1981-82
3. 54 Deon Thomas, 1990-91
4. 48 Ken Norman, 1986-87
5. 46 Derek Holcomb, 1979-80
6. 44 Deon Thomas, 1991-92
7. 42 Derek Holcomb, 1980-81
8. 37 James Griffin, 1979-80
9. 34 James Griffin, 1980-81
10. 32 Rich Adams, 1977-78
- 32 Nick Anderson, 1988-89
- 32 Efrem Winters, 1984-85

Minutes

1. 1215 Eddie Johnson, 1979-80
2. 1182 Derek Harper, 1982-83
3. 1174 Bruce Douglas, 1984-85
4. 1125 Nick Anderson, 1988-89
5. 1124 Doug Altenberger, 1983-84
6. 1113 Doug Altenberger, 1984-85
- 1113 Bruce Douglas, 1983-84
8. 1112 Ken Norman, 1986-87
9. 1109 Kenny Battle, 1988-89
10. 1093 Anthony Welch, 1984-85

Career

Field Goals

1. 753 Eddie Johnson, 1977-81
2. 608 Mark Smith, 1977-81
3. 602 Efrem Winters, 1982-86
4. 598 Dave Scholz, 1966-69
- 598 Nick Weatherspoon, 1970-73
6. 566 Don Freeman, 1963-66
7. 558 Ken Norman, 1984-87
8. 545 Lowell Hamilton, 1985-89
9. 532 Dave Downey, 1960-63
- 532 Anthony Welch, 1981-86

Field Goal Percentage (Minimum 500 Attempts)

1. .609 Ken Norman, 1984-87 (558-916)
2. .591 Kenny Battle, 1987-89 (415-702)
3. .582 Deon Thomas, 1990- (371-638)
4. .553 Nick Anderson, 1987-89 (485-877)
5. .534 Lowell Hamilton, 1985-89 (545-1020)
6. .530 Perry Range, 1978-82 (358-676)
7. .525 Mark Smith, 1977-81 (608-1158)
8. .518 George Montgomery, 1981-85 (323-623)
9. .516 Skip Thoren, 1962-65 (459-889)
10. .514 Tony Wysinger, 1983-87 (306-595)

Free Throws

1. 437 Mark Smith, 1977-81
2. 317 Don Freeman, 1963-66
3. 296 Dave Downey, 1960-63
4. 287 John Kerr, 1951-54
5. 285 Nick Weatherspoon, 1970-73
6. 283 Kendall Gill, 1986-90
- 283 Efrem Winters, 1982-86
8. 273 Kenny Battle, 1987-89
9. 272 Ken Norman, 1984-87
10. 267 Bill Burwell, 1960-63

Free Throw Attempts

1. 559 Mark Smith, 1977-81
2. 493 Don Freeman, 1963-66
3. 461 John Kerr, 1951-54
4. 403 Dave Downey, 1960-63
5. 398 Efrem Winters, 1982-86
6. 393 Nick Weatherspoon, 1970-73
7. 386 Deon Thomas, 1990-
8. 379 Kenny Battle, 1987-89
- 379 Dave Scholz, 1966-69
10. 375 Kendall Gill, 1986-90

Free Throw Percentage (Minimum 140 Attempts)

1. .875 Rob Judson, 1976-80 (126-144)
2. .839 Bill Small, 1960-63 (193-230)
3. .827 Tony Wysinger, 1983-87 (158-191)
4. .823 Craig Tucker, 1980-82 (186-226)
5. .816 Jeff Dawson, 1972-74 (155-190)
6. .815 Andy Kaufmann, 1988- (264-324)
7. .808 Govoner Vaughn, 1957-60 (181-224)
8. .807 Roger Taylor, 1956-59 (180-223)
9. .806 Rick Howat, 1968-71 (145-180)
10. .802 Jerry Colangelo, 1959-62 (154-192)

Three-Point Field Goals

1. 93 Tom Michael, 1990-
2. 82 Kendall Gill, 1987-90
3. 76 Doug Altenberger, 1982-87
4. 68 Andy Kaufmann, 1988-
5. 61 Stephen Bardo, 1986-90
6. 45 P.J. Bowman, 1988-90
7. 33 T.J. Wheeler, 1990-
8. 29 Larry Smith, 1986-91
- 29 Tony Wysinger, 1983-87
10. 26 Nick Anderson, 1987-89

Three-Point Field Goal Attempts

1. 219 Kendall Gill, 1986-90
2. 196 Tom Michael, 1990-
3. 170 Andy Kaufmann, 1988-
4. 160 Doug Altenberger, 1982-87
5. 134 Stephen Bardo, 1986-90
6. 120 P.J. Bowman, 1988-90
7. 84 T.J. Wheeler, 1990-
8. 78 Larry Smith, 1986-91
9. 72 Nick Anderson, 1987-89
10. 60 Tony Wysinger, 1983-87

Three-Point Field Goal Percentage (Minimum 40 Attempts)

1. .475 Doug Altenberger, 1982-87 (76-160)
2. .474 Tom Michael, 1990- (93-196)
3. .467 Tony Wysinger, 1983-87 (29-60)
4. .455 Stephen Bardo, 1986-90 (61-134)
5. .400 Andy Kaufmann, 1988- (68-170)
6. .393 T.J. Wheeler, 1990- (33-84)
7. .380 Rennie Clemons, 1990- (19-50)
8. .375 P.J. Bowman, 1988-90 (45-120)
9. .374 Kendall Gill, 1986-90 (82-219)
10. .372 Larry Smith, 1986-91 (29-78)

Rebounds

1. 853 Efrem Winters, 1982-86
2. 831 Eddie Johnson, 1977-81
3. 830 Skip Thoren, 1962-65
4. 806 Nick Weatherspoon, 1970-73
5. 790 Dave Downey, 1960-63
6. 742 Don Freeman, 1963-66
7. 723 Mark Smith, 1977-81
8. 703 Bill Burwell, 1960-63
9. 690 Neil Bresnahan, 1976-80
10. 689 Dave Scholz, 1966-69

Assists

1. 765 Bruce Douglas, 1982-86
2. 495 Stephen Bardo, 1986-90
3. 419 Derek Harper, 1980-83
4. 397 Larry Smith, 1986-91
5. 385 Tony Wysinger, 1983-87
6. 352 Kendall Gill, 1986-90
7. 350 Mark Smith, 1977-81
8. 252 Doug Altenberger, 1982-87
9. 238 Neil Bresnahan, 1976-80
10. 233 Rennie Clemons, 1990-

Steals

1. 324 Bruce Douglas, 1982-86
2. 218 Kendall Gill, 1986-90
3. 178 Derek Harper, 1980-83
4. 161 Kenny Battle, 1987-89
- 161 Mark Smith, 1977-81
6. 135 Stephen Bardo, 1986-90
7. 133 Doug Altenberger, 1982-87
8. 115 Glynn Blackwell, 1984-88
9. 114 Perry Range, 1978-82
10. 106 Tony Wysinger, 1983-87

Blocked Shots

1. 174 Derek Holcomb, 1978-81
2. 156 James Griffin, 1978-82
3. 103 Efrem Winters, 1982-86
4. 98 Deon Thomas, 1990-
5. 89 Ken Norman, 1984-87
6. 87 Lowell Hamilton, 1985-89
7. 85 Scott Meents, 1982-86
8. 60 Nick Anderson, 1987-89
9. 59 Mark Smith, 1977-81
10. 54 Deon Thomas, 1990-



Derek Holcomb blocked 174 shots from 1978-81 to set the Illinois career record.

Minutes

1.	4373	Bruce Douglas, 1982-86
2.	4033	Efrem Winters, 1982-86
3.	3730	Doug Altenberger, 1983-87
4.	3629	Eddie Johnson, 1977-81
5.	3517	Mark Smith, 1977-81
6.	3394	Stephen Bardo, 1986-90
7.	3393	Anthony Welch, 1981-86
8.	2972	Kendall Gill, 1986-90
9.	2863	Perry Range, 1978-82
10.	2769	Neil Brenahan, 1976-80

Team

Game

Most Points

127 Illinois 127, Louisiana State 100 12/22/88 (A)

Most Field Goals

53 Illinois (53-78) 127, LSU (36-72) 100 12/22/88 (A)
 53 Illinois (53-92) 126, Long Island (28-85) 78 3/10/82 (H)

Most Field Goal Attempts

132 Illinois (31-132) 85, Colgate (20-75) 55 2/30/48 (H)

Best Field Goal Accuracy

.691 Illinois (38-55) 84, Wis.-Green Bay (16-48) 34 12/4/85 (H)

Most Three-Point Goals

13 Illinois (13-20) vs. Iowa 3/4/90 (H)

Most Three-Point Attempts

27 Illinois (5-27) vs. Temple 12/10/91 (A)

Best Three-Point Accuracy

1.000 Illinois (4-4) vs. Baylor 2/12/86 (H)

Most Free Throws

37 Illinois (37-51) 74, Minnesota (7-14) 58 2/15/92 (H)

Most Free Throw Attempts

51 Illinois (37-51) 74, Minnesota (7-14) 58 2/15/92 (H)

Best Free Throw Accuracy (10 att. min.)

1.000 Illinois (16-16) 78, Wisconsin (11-15) 67 1/17/85 (A)
 Illinois (10-10) 72, Northwestern (20-26) 46 1/18/86 (H)

Most Rebounds

79 Illinois (79) 93, Wisconsin (51) 54 2/16/59 (H)

Most Turnovers

31 Illinois (31) 62, Minnesota (14) 91 3/4/72 (A)

Most Assists

35 Illinois (35) 126, Long Island (16) 78 3/10/82
 35 Illinois (35) 115, Utah State (11) 64 12/7/85

Most Steals

20 Illinois (20) 109, Texas-Arlington (9) 74 11/24/78
 20 Illinois (20) 75, Purdue (10) 76 2/23/87

Most Blocked Shots

14 Illinois (14) 81, Denver (1) 57 11/28/78

Most Personal Fouls

33 Illinois (33) 82, Purdue (40) 71 3/1/52 (A)
 33 Illinois (33) 81, Iowa (29) 84 1.15/77 (H)

Most Men Fouled Out

5 Illinois (5) 68, Iowa (1) 73 2/9/52 (A)
 5 Illinois (5) 82, Purdue (6) 71 3/1/52 (A)

Highest Winning Score

127 Illinois 127, Louisiana State 100 12/22/88 (H)

Highest Losing Score

104 Illinois 104, Oklahoma 105 12/9/63 (A)

Lowest Winning Score (Modern era)

38 Illinois 38, Wisconsin 31 1/1/46 (A)

Lowest Losing Score (Modern era)

31 Illinois 31, Minnesota 34 1/6/47 (H)

Largest Victory Margin (Home)

67 Illinois 92, Chicago 25 3/1/43 (H)

Largest Victory Margin (Away)

42 Illinois 86, Northwestern 44 2/27/43 (A)

Longest Winning Streak

25 2/21/14 thru 2/9/16

Longest Winning Streak to Open Season

17 11/26/88 - 1/26/89

Longest Losing Streak

11 1/12/74 thru 2/18/74

Season

Most Points

3,110 1989 (36 games, 86.4 avg.)

Most Field Goals

1,200 1989 (36 games, 1200-2340)

Most Field Goal Attempts

2,340 (36 games, 1200-2340)

Best Field Goal Accuracy

.544 1986 (32 games, 990-1828)

Most 3-Point Goals

136 1989 (36 games, 136-320)

Most 3-Point Attempts

320 1989 (36 games, 136-320)

Best 3-Point Accuracy

.461 1987 (31 games, 112-243)

Most Free Throws

580 1991 (31 games, 580-850)

Most Free Throw Attempts

850 1991 (31 games, 580-850)

Best Free Throw Accuracy

.743 1990 (29 games, 539-725)

Most Rebounds

1,349 1963 (26 games, 51.9 avg.)

Most Turnovers

537 1991 (31 games, 17.3 avg.)

Most Personal Fouls

705 1980 (35 games, 20.1 avg.)

Most Men Fouled Out

30 1977 (30 games, 1.0 avg.)

Most Assists

639 1989 (36 games, 17.8 avg.)

Most Blocked Shots

162 1979 (30 games, 5.4 avg.)

Most Steals

341 1989 (36 games, 9.5 avg.)

Individual Opponent

(Lou Henson era, 1975-76-present)

Points

- 50 Von McDade, Wisconsin-Milwaukee (12/3/90)
- 48 Mike Woodson, Indiana (3/3/79)
- 40 Ted Kitchel, Indiana (1/10/81)
- 35 Steve Smith, Michigan State (1/17/90)
- 35 Terry Furlow, Michigan State (1/24/76)
- 34 Harold Williams, Ohio State (2/22/79)
- 33 Tracy Webster, Wisconsin (2/20/92)
- 33 Chris Smith, Connecticut (1/4/92)
- 33 Phil Taylor, Arizona (11/28/77)

Rebounds

- 17 Joe Chrnelich, Wisconsin (2/12/77)
- 16 Clark Kellogg, Ohio State (2/27/82)
- 16 Loy Vaught, Michigan (4/15/89)

Blocked Shots

- 8 Eric Riley, Michigan (2/28/91)
- 7 Pervis Ellison, Louisville (3/24/89)
- 7 Shaquille O'Neal, Louisiana State (12/22/90)
- 7 Acie Earl, Iowa (2/23/92)
- 7 Herb Williams, Ohio State (1/24/80)
- 6 Alan Henderson, Indiana (3/1/92)

Steals

- 7 Pat Baldwin, Northwestern (3/2/91)
- 6 Von McDade, Wisconsin-Milwaukee (12/3/90)

Assists

- 12 Rumeal Robinson, Michigan (4/1/89)
- 12 Terrance Howard, Auburn (12/12/87)
- 11 Dave Barter, Michigan (1/14/78)
- 11 Earvin Johnson, Michigan State (2/25/78)
- 11 Leo Rautins, Minnesota (2/1/79)
- 10 Larry Smith, Chicago State (12/2/87)
- 10 Terry Coner, Alabama (3/16/86)

Three-point Field Goals (Minimum 5 attempts)

- 6 Shawn Respert (6-9), Michigan State (3/7/92)
- 5 Phil Lott (5-12), Hawaii (12/6/91)

Free Throws

- 18 Ted Kitchel (18-18), Indiana (1/10/81)
- 17 Wayne Radford (17-19), Indiana (3/2/78)
- 16 Doug Smith (16-18), Missouri (12/19/90)
- 15 Kent Benson (15-17), Indiana (2/17/77)

Field Goals

- 18 Mike Woodson (18-27), Indiana (3/3/79)
- 15 Von McDade (15-44), Wisconsin-Milwaukee (12/3/90)
- 15 Dave Baxter (15-19), Michigan (2/23/78)

Team Opponent

Game

Most Points

120 UCLA 120, Illinois 82 1/29/67 (N)

Most Field Goals

56 UCLA (56-105) 120, Illinois (32-76) 82 1/29/67 (N)

Most Field Goal Attempts

105 UCLA (56-105) 120, Illinois (32-76) 82 1/29/67 (N)

Best Field Goal Accuracy

.697 Indiana (23-33) 67, Illinois (24-59) 55 3/5/83 (A)

Most Three-Point Goals

15 Wisconsin-Milwaukee (15-41) 116, Illinois (8-13) 120 12/3/90 (H)

Most Three-Point Attempts

41 Wisconsin-Milwaukee (15-41) 116, Illinois (8-13) 12/3/90 (H)

Best Three-Point Accuracy

.714 American-Puerto Rico (5-7) 84, Illinois (3-6) 103 11/23/90 (N)

Most Free Throws

41 Wisconsin (41-54) 79, Illinois (20-34) 64 1/1/55 (H)

Most Free Throw Attempts

54 Wisconsin (41-54) 79, Illinois (20-34) 64 1/1/55 (H)

Best Free Throw Accuracy (10 att. min.)

1.000 Ohio St. (10-10) 68, Illinois (21-27) 79 2/17/73 (H)

1.000 Michigan St. (18-18) 58, Illinois (7-8) 51 1/12/86 (A)

1.000 Northwestern (15-15) 65, Illinois (11-24) 92 2/26/92 (H)

Most Rebounds

74 Indiana (74) 93, Illinois (47) 82 2/25/61 (A)

Most Turnovers

37 Indiana (37) 87, Illinois (28) 66 2/12/73 (A)

Most Personal Fouls

41 Dayton (41) 61, Illinois (23) 80 3/21/52 (N)

Most Men Fouled Out

6 Purdue (6) 71, Illinois (5) 82 3/1/52 (A)

Both Teams

Game

Most Points		
227	Illinois 127, Louisiana State 100	12/22/88 (A)
Most Field Goals		
92	Illinois (46-84) 113, Arizona (46-90) 107	11/28/77 (H)
Most Field Goal Attempts		
207	Illinois (31-132) 85, Colgate (20-75) 55	12/30/48 (H)
Best Field Goal Accuracy		
.601	Michigan (45-68) 107, Illinois (38-70) 96	2/23/78 (A)
Most Free Throws		
69	Illinois (36-48) 104, Northwestern (33-47) 89	2/5/55 (H)
Most Free Throw Attempts		
95	Illinois (36-48) 104, Northwestern (33-47) 89	2/5/55 (H)
Best Free Throw Accuracy		
.962	Illinois (7-8) 51, Michigan State (18-18) 58	1/12/86 (A)
Most Rebounds		
130	Illinois (79) 93, Wisconsin (51) 54	2/16/59 (H)
Most Turnovers		
65	Indiana (37) 87, Illinois (28) 66	2/12/73 (A)
Most Personal Fouls		
73	Illinois (33) 82, Purdue (40) 71	3/1/52 (A)
Most Men Fouled Out		
11	Illinois (5) 82, Purdue (6) 71	3/1/52 (A)

Season

Most Points	
5760	1989 (36 games) (Illinois 3110, 86.4 Avg.) (Opp. 2650, 73.6 Avg.)
Most Field Goals	
2227	1989 (36 games) (Illinois 1200-2340) (Opp. 1027-2228)
Most Field Goal Attempts	
4568	1989 (36 games) (Illinois 1200-2340) (Opp. 1027-2228)
Best Field Goal Accuracy	
.487	1989 (36 games 2227-4568) (Illinois 1200-2340) (Opp. 1027-2228)
Most Free Throws	
1108	1956 (22 games) (Illinois 534-725) (Opp. 574-813)
Most Free Throw Attempts	
1538	1956 (22 games) (Illinois 534-725) (Opp. 574-813) and 1991 (31 games) (Illinois 580-850) (Opp. 473-688)
Best Free Throw Accuracy	
.732	1963 (26 games, 972-1327) (Illinois 491-670) (Opp. 481-657)
Most Rebounds	
2620	1963 (26 games, 100.8 avg.) (Illinois 1349) (Opp. 1217)
Highest Rebound Average	
110.7	1959 (22 games, 2435) (Illinois 1179) (Opp. 1256)
Most Turnovers	
1125	1988 (33 games, 34.1 Avg.) (Illinois 500) (Opp. 625)
Most Personal Fouls	
1406	1980 (35 games, 40.2 Avg.) (Illinois 705) (Opp. 701)
Most Men Fouled Out	
53	1980 (35 games, 1.5 avg.) (Illinois 25) (Opp. 28)



Mark Smith's 437 career free throws are an Illinois record.

ASSEMBLY HALL RECORDS

Attendance

High Attendance for Game

16,793 Illinois 69, Indiana 67 3/1/87

Low Attendance for Game

3,016 Illinois 90, North Dakota St. 73 12/8/75

High Attendance for Season

271,375 1979-80 (19 games, 14,283 avg.)

Low Attendance for Season

72,949 1973-74 (11 games, 6,632 avg.)

Consecutive Sellouts

32 (first, vs. Michigan (1/14/89); 32nd vs. Iowa (3/4/90))

Illinois Attendance

Season	Home Record	Home Attendance	Average Attendance	High Game	Sell-outs
1962-63	2-0	32,144	16,072	16,137	
1963-64	7-3	143,650	14,365	16,128	1
1964-65	9-1	115,256	11,526	16,128	2
1965-66	7-3	79,661	7,966	9,838	0
1966-67	8-1	73,654	8,184	11,047	0
1967-68	4-5	80,203	8,911	12,857	0
1968-69	12-0	165,254	13,771	16,128	5
1969-70	7-4	157,206	14,291	16,128	5
1970-71	6-5	177,408	16,128	16,128	11
1971-72	7-3	136,972	13,697	16,017	0
1972-73	10-1	109,433	9,948	11,892	0
1973-74	4-7	72,949	6,632	7,771	0
1974-75	5-7	96,773	8,064	14,127	0
1975-76	11-4	106,444	7,096	16,128	1
1976-77	10-4	106,139	7,581	11,172	0
1977-78	9-5	122,071	8,719	11,938	0
1978-79	7-6	184,715	14,209	16,503	5
1979-80	14-5	271,375	14,283	16,647	6
1980-81	12-2	217,330	15,523	16,663	9
1981-82	12-4	244,908	15,306	16,768	6
1982-83	13-2	194,384	12,958	15,386	0
1983-84	13-2	194,145	12,943	16,166	3
1984-85	15-0	235,736	15,715	16,764	7
1985-86	12-2	200,205	14,300	16,676	5
1986-87	13-2	227,641	15,176	16,793	5
1987-88	13-3	245,895	15,368	16,712	7
1988-89	17-0	262,215	15,424	16,563	9
1989-90	13-1	224,443	16,031	16,289	4
1990-91	12-4	217,003	13,563	16,321	1
1991-92	11-5	207,995	13,000	16,281	0
30 years	295-91	4,903,207			92

Individual — Single Game

Most Points by an Illinois player

46 Andy Kaufmann vs. Wisconsin-Milwaukee 12/3/90

Most Points by an Opponent

50 Von McDade (Wisconsin-Milwaukee) 12/3/90

Most Field Goals

19 Rudy Tomjanovich (Michigan) (19-27) 2/22/69

Most Field Goal Attempts

44 Von McDade (Wisconsin-Milwaukee) (15-44) 12/3/90

Best Field Goal Accuracy (10 att. min.)

1.000 Derek Harper (Illinois), vs. Mich. State (11-11) 2/19/83
Ken Norman (Illinois) vs. Houston (10-10) 12/14/85

Most Free Throws

17 Wayne Radford (Indiana) vs. Illinois (17-19) 3/2/78

Best Free Throw Accuracy (10 att. min.)

1.000 C. J. Kupec (Michigan) (14-14) 1/2/75

Most Rebounds

23 Joe Franklin (Wisconsin) 12/19/66

23 Nick Weatherspoon (Illinois) vs. Michigan 3/2/71

Most Assists

15 Bruce Douglas (Illinois) vs. Houston 12/14/85

Most Steals

7 Kenny Battle (Illinois) vs. Michigan 3/9/88

7 Bruce Douglas (Illinois) vs. Iowa 12/8/86

7 Kendall Gill (Illinois) vs. Eastern Illinois 3/4/90

Most Blocks

11 Derek Holcomb (Illinois) vs. South Carolina 12/8/78

Most Minutes

60 Bruce Douglas (Illinois) vs. Michigan 1/28/84

Most Three-Point Goals

9 Von McDade (Wisconsin-Milwaukee) 12/3/90

Most Three-Point Field Goal Attempts

22 Von McDade (Wisconsin-Milwaukee) 12/3/90

Best Three-Point Field Goal Accuracy (5 att. min.)

1.000 Doug Altenberger (Illinois) vs. Wisconsin (6-6) 2/17/87

Team Highs — Illinois

Most Points, Game

126 Illinois 126, Long Island 78 3/10/82

Most Points, One Half

75 (2nd Half) Illinois 121, Michigan State (46) 89 3/9/65

Most Field Goals

53 Illinois 126, Long Island 78 3/10/82

Most Field Goal Attempts

97 Illinois (43-97) 106, Rice (25-63) 64 12/22/75

Best Field Goal Accuracy

.678 Illinois (40-59) 94, Indiana (32-79) 74 1/6/70

Most Three-Point Goals

13 Illinois 118, Iowa 85 3/4/90

Most Three-Point Field Goal Attempts

20 Illinois (13-20) 118, Iowa (3-12) 85 3/4/90

Best Three-Point Field Goal Accuracy

.875 Illinois (7-8) 106, Eastern Illinois (13-21) 87 12/1/90

Most Free Throws

37 Illinois (37-43) 85, Georgia Southern (5-10) 67 12/8/90

Most Free Throw Attempts

50 Illinois (25-50) 79, Northwestern (31-38) 73 3/4/63

Best Free Throw Accuracy

.962 Illinois (25-26) 81, Northwestern (17-20) 71 1/5/80

Most Rebounds

70 Illinois (70) 100, DePaw (35) 68 12/2/72

Most Assists

41 Illinois (41) 113, Butler (22) 102 12/1/70

Most Steals

20 Illinois (20) 109, Texas-Arlington (9) 74 11/24/78

20 Illinois (20) 75, Purdue (10) 76 2/23/87

Most Blocks

14 Illinois (14) 81, Denver (3) 57 11/28/78

Most Turnovers

26 Illinois (26) 81, Michigan State (29) 71 2/24/73

Most Personal Fouls

33 Illinois (33) 81, Iowa (29) 84 1/15/77

Most Men Fouled Out

4 Illinois (4) 81, Iowa (1) 84 1/15/77

Highest Winning Score

126 Illinois 126, Long Island 78 3/10/82

Highest Losing Score

89 Illinois 89, Indiana 112 2/24/75

Widest Victory Margin

56 Illinois 109, Illinois-Chicago 53 12/11/87

Longest Winning Streak

31 1/15/84 to 1/4/86

Longest Losing Streak

4 2/16/71 thru 3/9/71 4 1/18/75 thru 2/3/75
 4 1/12/74 thru 2/18/74 4 2/17/79 thru 12/4/79

Team Highs — Opponents

Most Points, Game

116 Illinois 120, Wisconsin-Milwaukee 116, 2OT 12/3/90

Most Points, One Half

62 Iowa (second half) 85, Illinois (70) 118 3/4/90

Most Field Goals

47 Indiana (47-82) 112, Illinois (38-80) 89 2/24/75

Most Field Goal Attempts

100 Chicago State (34-100) 78, Illinois (32-61) 92 12/4/86

Best Field Goal Accuracy

.654 Northwestern (34-52) 85, Illinois (32-70) 70 3/9/71

Most Three-Point Goals

15 Wisconsin-Milwaukee (15-41) 116, Illinois (8-13) 120, 2OT 12/3/90

Most Three-Point Field Goal Attempts

41 Wisconsin-Milwaukee (15-41) 116, Illinois (8-13) 120, 2OT 12/3/90

Best Three-Point Field Goal Accuracy

.600 Wisconsin (6-10) 59, Illinois (1-1) 73 1/4/90

Most Free Throw Attempts

45 Iowa (32-45) 84, Illinois (25-31) 81 1/15/77

Best Free Throw Accuracy (7 att. min.)

1.000 Northwestern (15-15) 65, Illinois (11-24) 92 2/26/92

Most Rebounds

71 Michigan (71) 75, Illinois (55) 70 1/11/72

Most Assists

31 Indiana (31) 112, Illinois (27) 89 2/24/75

Most Turnovers

34 Rice (34) 64, Illinois (13) 106 12/22/75

Most Personal Fouls

34 Tulane (34) 78, Illinois (25) 99 12/3/73

34 Iowa (34) 85, Illinois (13) 106 3/4/90

Most Men Fouled Out

4 West Virginia (4) 86, Illinois (1) 96 12/11/65

4 Northwestern (4) 83, Illinois (3) 93 2/4/67

4 Tulane (4) 78, Illinois (1) 99 12/3/73

Highest Winning Score

112 Indiana 112, Illinois 89 2/24/75

Highest Losing Score

116 Illinois 120, Wisconsin-Milwaukee 116, 2OT 12/3/90

Widest Victory Margin

24 Michigan 101, Illinois 77 2/2/74

Team Lows — Illinois

Fewest Points, Game

44 Illinois 44, Purdue 52 2/18/82

Fewest Points, One Half

12 (1st Half) Illinois (12) 44, Purdue (16) 52 2/18/82

Fewest Field Goals

14 Illinois (14-33) 47, Illinois St. (16-36) 40 12/15/79

Fewest Field Goal Attempts

33 Illinois (14-33) 47, Illinois St. (16-36) 40 12/15/79

Worst Field Goal Accuracy

.234 Illinois (15-64) 64, Ohio State (25-65) 62 2/19/72

Fewest Free Throws

2 Illinois (2-7) 46, Houston (14-22) 54 12/9/67

2 Illinois (2-10) 64, Northwestern (23-29) 71 3/1/79

Fewest Free Throw Attempts

5 Illinois (4-5) 64, NC-Charlotte (8-17) 68 11/25/77

5 Illinois (3-5) 59, Iowa (10-14) 60 1/4/86

Worst Free Throw Accuracy

.200 Illinois (2-10) 64, Northwestern (23-29) 71 3/1/79

Fewest Rebounds

15 Illinois (15) 54, Kentucky (25) 56 12/24/83

Fewest Assists

5 Illinois (5) 64, Ohio State (16) 62 2/19/72

Fewest Turnovers

3 Illinois (3) 103, Georgia Tech (21) 92 1/22/89

Fewest Personal Fouls

4 Illinois (4) 74, Wisconsin-Green Bay (12) 34 12/4/85

Lowest Winning Score

46 Illinois 46, Michigan State 40 1/26/84

Lowest Losing Score

44 Illinois 44, Purdue 52 2/18/82

Team Lows - Opponents

Fewest Points, Game

34 Wisconsin-Green Bay 34, Illinois 84 12/4/86

Fewest Points, One Half

10 (1st Half) S. Mississippi (10) 47, Illinois (40) 78 12/3/84

Fewest Field Goals

13 Northwestern (13-48) 46, Illinois (31-51) 72 1/18/86

Fewest Field Goal Attempts

33 North Dakota (15-33) 51, Illinois (38-89) 83 12/9/68

Worst Field Goal Accuracy

.265 S. Carolina St. (22-83) 47, Illinois (37-66) 83 12/15/84

Fewest Free Throws

1 Michigan St. (1-7) 55, Illinois (7-10) 57 1/11/79

1 Minnesota (1-1) 53, Illinois (8-11) 80 1/5/84

1 Minnesota (1-4) 50, Illinois (8-15) 86 2/11/88

Fewest Free Throw Attempts

1 Minnesota (1-1) 53, Illinois (8-11) 80 1/5/84

Worst Free Throw Accuracy

.143 Michigan St. (1-7) 55, Illinois (7-10) 57 1/11/79

Fewest Rebounds

14 Indiana (14) 53, Illinois (29) 70 3/4/84

Fewest Assists

1 Iowa (1) 50, Illinois 53 1/28/91

Fewest Turnovers

5 six occasions

Fewest Personal Fouls

7 Michigan (7) 75, Illinois (16) 74 3/2/71

Lowest Winning Score

51 Ohio State 51, Illinois 50, OT 1/14/82

Lowest Losing Score

34 Wisconsin-Green Bay 34, Illinois 84 12/4/85

Team Highs - Both Teams

Most Points, Game

236 Illinois 120, Wisconsin-Milwaukee 116, 2OT 12/3/90

Most Points, One Half

132 (2nd half) Illinois (70) 118, Iowa (62) 85 3/4/90

Most Field Goals

92 Illinois (46-84) 113, Arizona (46-90) 107 11/28/77

Most Field Goal Attempts

180 Illinois (41-91) 100, Minnesota (38-89) 89 2/19/66

Best Field Goal Accuracy

.570 Illinois (46-69) 118, Ohio St. (31-66) 86 2/17/88

Most Free Throws

57 Iowa (32-45) 84, Illinois (25-31) 81 1/15/77

Most Free Throw Attempts

88 Illinois (25-50) 79, Northwestern (31-38) 73 3/4/63

Best Free Throw Accuracy

.913 Illinois (25-26) 81, Northwestern (17-20) 71 1/5/80

Most Rebounds

126 Michigan (71) 75, Illinois (55) 70 1/11/72

Most Assists

63 Illinois (41) 113, Butler (22) 102 12/1/70

Most Turnovers

55 Illinois (26) 81, Michigan State (29) 71 2/24/73

Most Personal Fouls

62 Iowa (29) 84, Illinois (33) 81 1/15/77

Most Men Fouled Out

7 Illinois (3) 93, Northwestern (4) 83 2/4/67

Team Lows - Both Teams

Fewest Points, Game

86 Illinois 46, Michigan State 40 1/26/84

Fewest Points, One Half

26 (2nd) Ohio State (12) 51, Illinois (14) 50 1/14/82

Fewest Field Goals

30 Illinois (14-33) 47, Illinois St. (16-36) 40 12/15/79

Fewest Field Goal Attempts

69 Illinois (14-33) 47, Illinois St. (16-36) 40 12/15/79

Worst Field Goal Accuracy

.310 Illinois (15-64) 64, Ohio St. (25-65) 62 2/19/72

Fewest Free Throws

8 Illinois (7-10) 57, Michigan State (1-7) 55 1/11/79

Fewest Free Throw Attempts

14 Illinois (8-12) 84, Wisconsin-Green Bay (2-2) 34 12/4/85

Worst Free Throw Accuracy

.417 Illinois (11-26) 57, Creighton (9-22) 51 12/13/69

Fewest Rebounds

40 Illinois (15) 54, Kentucky (25) 56 12/24/84

Fewest Assists

15 Illinois (6) 80, Valparaiso (9) 62 12/4/72

Fewest Turnovers

13 Illinois (5) 81, Wisconsin (8) 57 3/10/84

Fewest Personal Fouls

16 Illinois (4) 84, Wisconsin-Green Bay 34 12/4/85



Andy Kaufmann holds the Illinois Assembly Hall scoring record with 46 points against Wisconsin-Milwaukee in 1990.

ILLINOIS IN POSTSEASON ACTION

NCAA TOURNAMENT

- 1942: **Eastern Playoffs (at New Orleans)**
Kentucky 46, Illinois 44
Penn State 41, Illinois 34
- 1949: **Eastern Playoffs (at New York)**
Illinois 71, Yale 67
Kentucky 56, Illinois 47
Final Playoffs (at Seattle)
Illinois 57, Oregon State 53
(3rd place)
- 1951: **Eastern Playoffs (at New York)**
Illinois 79, Columbia 71
Illinois 84, No. Carolina St. 70
Kentucky 76, Illinois 74
Final Playoffs (at Minneapolis)
Illinois 61, Oklahoma A&M 46
(3rd place)
- 1952: **Midwest Regional (at Chicago)**
Illinois 80, Dayton 61
Illinois 74, Duquesne 68
Final Playoffs (at Seattle)
St. John's 61, Illinois 59
Illinois 67, Santa Clara 64
(3rd place)
- 1963: **Midwest Regional (at East Lansing)**
Illinois 70, Bowling Green 67
Loyola (Ill.) 79, Illinois 64

- 1981: **Western Regional (at Los Angeles)**
Illinois 67, Wyoming 65
Western Regional (at Salt Lake City)
Kansas State 57, Illinois 52
- 1983: **Western Regional (at Boise)**
Utah 52, Illinois 49
- 1984: **Midwest Regional (at Milwaukee)**
Illinois 64, Villanova 56
Midwest Regional (at Lexington)
Illinois 72, Maryland 70
Kentucky 54, Illinois 51
- 1985: **East Regional (at Atlanta)**
Illinois 76, Northeastern 57
Illinois 74, Georgia 58
East Regional (at Providence)
Georgia Tech 61, Illinois 53
- 1986: **Southeast Regional (at Charlotte)**
Illinois 75, Fairfield 51
Alabama 58, Illinois 56
- 1987: **Southeast Regional (at Birmingham)**
Austin Peay 68, Illinois 67
- 1988: **Southeast Regional (at Cincinnati)**
Illinois 81, Texas-San Antonio 72
Villanova 66, Illinois 61

- 1989: **Midwest Regional (at Indianapolis)**
Illinois 77, McNeese State 71
Illinois 72, Ball State 60
Midwest Regional (at Minneapolis)
Illinois 83, Louisville 69
Illinois 89, Syracuse 86
Final Four (at Seattle)
Michigan 83, Illinois 81
- 1990: **Midwest Region (at Austin, Texas)**
Dayton 88, Illinois 86

NATIONAL INVITATIONAL TOURNAMENT

- 1980: **Preliminary Games (at Champaign)**
Illinois 105, Loyola (Ill.) 87
Illinois 75, Illinois State 65
Illinois 65, Murray State 63
Final Playoffs (at New York)
Minnesota 65, Illinois 63
Illinois 84, Nevada-Las Vegas 74
(3rd place)
- 1982: **Preliminary Games (at Champaign)**
Illinois 126, Long Island 78
Dayton 61, Illinois 58

Overall NCAA Record: 20-15 (.571)
Overall NIT Record: 5-2 (.714)



Illinois made its most recent Final Four appearance in 1989. The Fighting Illini met Michigan in the semifinals at the Kingdome in Seattle.

ILLINOIS RECORD VS. OPPONENTS


1992-93 opponent in bold

Opponent	Games	Won	Lost	Home	Away*	Opponent	Games	Won	Lost	Home	Away*
A											
Alabama	2	1	1	1-0	0-1	Georgia Southern	1	1	0	1-0	0-0
Alabama-Birmingham	1	0	1	0-0	0-1	Georgia Tech	6	5	1	1-0	3-1
Alaska-Anchorage	1	1	0	0-0	1-0	Camp Grant	1	0	1	0-0	0-1
Ames	1	1	0	0-0	1-0	Grambling	1	1	0	0-0	1-0
American	1	1	0	0-0	1-0	Great Lakes	10	6	4	3-2	3-2
Arizona	5	3	2	2-0	1-2	H					
Arizona State	3	2	1	1-0	1-1	Harvard	2	2	0	2-0	0-0
Arkansas	1	1	0	1-0	0-0	Hawaii	3	3	0	1-0	2-0
Arkansas Athletic Club	1	1	0	1-0	0-0	Hawaii Armed Forces All-Stars	1	1	0	0-0	1-0
Arkansas-Little Rock	2	2	0	2-0	0-0	Hawaii-Loa	1	1	0	0-0	1-0
Army	5	3	2	1-0	2-2	Houston	5	3	2	1-1	2-1
Auburn	1	1	0	1-0	0-0	I					
Augustana	2	2	0	0-0	2-0	Idaho State	1	1	0	0-0	1-0
Austin Peay	2	1	1	1-0	0-1	Illinois-Chicago	4	3	1	2-1	1-0
B						Illinois State	5	5	0	4-0	1-0
Ball State	1	1	0	0-0	0-0	Illinois Wesleyan	8	7	1	5-1	2-0
Baylor	2	2	0	1-0	1-0	Indiana	127	60	67	37-29	23-38
Beaumont YMCA	1	1	0	0-0	1-0	Indiana State	1	1	0	1-0	0-0
Birmingham Athletic Club	1	1	0	0-0	1-0	Iona	1	1	0	0-0	1-0
Bowling Green	3	3	0	1-0	2-0	Iowa	112	56	56	44-13	12-43
Bradley	11	8	3	6-2	2-1	Iowa State	11	10	1	5-0	5-1
Brigham Young	5	3	2	2-0	1-2	J					
Butler	37	29	8	25-4	4-4	Jacksonville (Fla.)	1	0	1	0-0	0-1
C						K					
Cairo Athletic Club	1	1	0	0-0	1-0	Kansas	1	1	0	0-0	1-0
California	7	3	4	1-0	2-4	Kansas Aggies	1	1	0	1-0	0-0
Cal Poly (SLO)	1	1	0	1-0	0-0	Kansas State	5	3	2	2-0	1-1
Cal St.-Chico	1	1	0	1-0	0-0	Kent State	3	3	0	2-0	1-0
Cal St.-Northridge	1	1	0	1-0	0-0	Kentucky	12	4	8	2-1	2-5
Carleton	2	2	0	2-0	0-0	Kentucky State	1	1	0	1-0	0-0
Carroll	2	2	0	2-0	0-0	Knox	4	4	0	2-0	2-0
Centenary	1	1	0	1-0	0-0	L					
Champaign High School	1	1	0	1-0	0-0	Lombard	1	1	0	1-0	0-0
Chanute AFB	3	2	1	1-1	1-0	Long Beach State	2	1	1	1-0	0-1
Chicago	68	39	29	22-12	17-17	Louisiana State	2	2	0	1-0	1-0
Chicago State	3	3	0	3-0	0-0	Louisville	1	1	0	0-0	1-0
Chicago YMCA	1	0	1	0-0	0-1	Loyola (Chicago)	12	9	3	6-0	3-3
Cincinnati	2	1	1	0-0	1-1	Loyola (Los Angeles)	1	1	0	1-0	0-0
Cleveland State	1	1	0	1-0	0-0	Loyola (New Orleans)	3	2	1	1-0	0-0
Coe	2	1	1	1-1	0-0	M					
Colgate	3	3	0	2-0	1-0	Manhattan	3	3	0	0-0	3-0
Colorado	4	3	1	2-0	1-1	Marquette	12	9	3	6-1	3-2
Columbia	3	3	0	2-0	1-0	Maryland	1	1	0	0-0	1-0
Columbus YMCA	1	1	0	0-0	1-0	Maryland-Baltimore	1	1	0	1-0	0-0
Connecticut	1	0	1	0-1	0-0	McNeese State	1	1	0	0-0	0-0
Connecticut State	1	1	0	1-0	0-0	Melbourne (Australia)	2	2	0	2-0	0-0
Cornell	5	4	1	4-1	0-0	Memphis YMCA	1	1	0	0-0	1-0
Creighton	6	5	0	4-0	2-0	Memphis State	2	2	0	0-0	2-0
D						Metro State	2	2	0	2-0	0-0
Dayton	5	3	2	0-1	3-1	Mexico	2	2	0	2-0	0-0
Decatur YMCA	2	2	0	0-0	2-0	Miami (Fla.)	1	1	0	0-0	1-0
Denver	1	1	0	1-0	0-0	Miami (Ohio)	4	4	0	3-0	1-0
DePaul	17	11	6	6-3	5-3	Michigan	122	64	58	41-20	23-37
DePauw	10	8	2	8-2	0-0	Michigan State	73	39	34	25-12	13-22
Detroit	8	7	1	6-0	1-1	Millikin	15	14	1	8-1	6-0
Drake	5	4	1	3-0	1-1	Minnesota	143	89	54	56-15	32-38
Duke	1	1	0	0-0	1-0	Mississippi	2	2	0	2-0	0-0
Duquesne	3	2	1	1-0	1-1	Mississippi Valley State	1	1	0	1-0	0-0
E						Missouri	22	16	6	5-1	11-5
Eastern Illinois	2	2	0	2-0	0-0	Missouri-St. Louis	1	1	0	1-0	0-0
Eastern Kentucky	1	1	0	1-0	0-0	Mobile YMCA	1	1	0	0-0	1-0
Evanston YMCA Reds	5	2	3	0-0	2-3	Monmouth College	1	1	0	1-0	0-0
F						Montgomery	1	0	1	0-0	0-1
Fairfield	1	1	0	0-0	1-0	Mount Vernon	1	1	0	0-0	1-0
Florida	4	4	0	1-0	3-0	Murray State	1	1	0	1-0	0-0
Fort Worth YMCA	2	2	0	0-0	2-0	N					
Furman	2	1	1	1-0	0-1	Nebraska	8	6	2	4-1	2-1
G						Nevada-Las Vegas	1	1	0	0-0	1-0
Galveston YMCA	1	1	0	0-0	1-0	New Mexico	1	1	0	1-0	0-0
Georgetown	1	1	0	0-0	1-0	New Mexico State	2	2	0	1-0	1-0
Georgia	4	4	0	2-0	2-0	New York University	3	3	0	1-0	2-3

*(Away and Neutral)

	Opponent	Games	Won	Lost	Home	Away*
	North Carolina	3	1	2	1-1	0-1
	North Carolina-Charlotte	1	0	1	0-1	0-0
	North Carolina State	2	2	0	0-0	2-2
	Northeast Louisiana	1	1	0	1-0	0-0
	Northeastern	1	1	0	0-0	1-0
	Northwestern College	2	2	0	2-0	0-0
	Northwestern	129	98	31	51-11	47-20
	North Dakota	5	5	0	5-0	0-0
	North Dakota State	2	2	0	2-0	0-0
	Northern Michigan	2	2	0	2-0	0-0
	Notre Dame	39	27	12	12-1	15-11
O	Oberlin	1	1	0	1-0	0-0
	Ohio	4	4	0	4-0	0-0
	Ohio State	135	81	54	48-20	33-34
	Oklahoma	18	13	5	8-1	5-4
	Oklahoma A&M	3	2	1	0-1	2-0
	Old Dominion	1	1	0	0-0	0-0
	Oregon	2	2	0	0-0	2-0
	Oregon State	3	3	0	2-0	1-0
	College of the Ozarks	1	1	0	0-0	1-0
P	College of Pacific	1	1	0	1-0	0-0
	Peoria Tigers	1	1	0	0-0	1-0
	Peoria YMCA	1	1	0	0-0	1-0
	Penn State	3	0	3	0-1	0-2
	Pennsylvania	4	4	0	2-0	2-0
	Pittsburgh	5	4	1	2-1	2-0
	Princeton	5	4	1	4-0	0-1
	Providence	1	0	1	0-0	0
	Purdue	141	70	71	48-23	22-48
R	Rice	2	2	0	1-0	1-0
	Riverside	1	1	0	1-0	0-0
	Rose Poly	2	2	0	1-0	1-0
S	Santa Clara	1	1	0	0-0	1-0
	St. John's University	3	1	2	0-0	1-2
	St. Joseph (Penn)	1	0	1	0-0	0-1
	St. Louis	14	10	4	6-2	4-2
	St. Mary's (Calif.)	1	1	0	1-0	0-0
	San Francisco	1	1	0	1-0	0-0
	San Jose State	2	2	0	2-0	0-0
	Shelbyville Business College	1	1	0	0-0	1-0
	South Carolina	3	2	1	1-0	1-1
	South Carolina State	1	1	0	1-0	0-0
	South Dakota	1	1	0	1-0	0-0
	Southern California	7	1	6	1-1	0-5
	Southern Illinois (Carbondale)	1	1	0	1-0	0-0
	Southern Illinois (Edwardsville)	1	1	0	1-0	0-0
	Stanford	6	4	2	3-0	1-2
	Syracuse	2	2	0	0-0	1-0
T	Temple	5	2	3	1-0	1-3
	Temple YMCA	1	1	0	0-0	1-0
	Tennessee	3	1	2	1-0	0-2
	Tennessee State	1	1	0	1-0	0-0
	Tennessee Tech	1	1	0	1-0	0-0
	Texas-Arlington	1	1	0	1-0	0-0
	Texas-El Paso	1	1	0	1-0	0-0
	Texas A & M	3	3	0	1-0	2-0
	Texas Christian	2	2	0	1-0	1-0
	Texas-San Antonio	1	1	0	0-0	1-0
	Toledo	4	1	3	0-0	1-3
	Tulane	5	4	1	2-1	2-0
	Tulsa	1	1	0	0-0	0-0
U	UCLA	7	2	5	2-1	0-4
	Utah	2	1	1	0-0	1-1
	Utah State	2	2	0	2-0	0-0

	Opponent	Games	Won	Lost	Home	Away*
V	Valparaiso	3	3	0	3-0	0-0
	Vanderbilt	5	3	2	2-0	1-1
	Villanova	6	3	3	0-0	3-3
W	Wabash	10	7	3	6-2	1-1
	Waco YMCA	1	1	0	0-0	1-0
	Washington	5	2	3	1-0	1-3
	Washington (St. Louis)	15	12	3	9-1	3-2
	Washington State	5	4	1	4-0	0-1
	West Kentucky	1	1	0	1-0	0-0
	West Texas State	1	1	0	1-0	0-0
	West Virginia	4	3	1	1-0	2-1
	Western Illinois	1	1	0	1-0	0-0
	Western Michigan	2	2	0	1-0	1-0
	Wheaton	2	1	1	1-0	0-1
	William & Mary	1	1	0	0-0	1-0
	Wichita State	1	1	0	0-0	1-0
	Wisconsin	148	92	56	57-15	35-41
	Wisconsin-Green Bay	2	2	0	2-0	0-0
	Wisconsin-Milwaukee	1	1	0	1-0	0-0
	Wright Field	1	0	1	0-1	0-0
	Wyoming	1	1	0	0-0	1-0
X	Xavier	1	1	0	1-0	0-0
Y	Yale	1	1	0	0-0	1-0



T. J. Wheeler started 22 of 28 games for the Fighting Illini in 1991-92.

ALL-TIME BIG TEN STANDINGS

1905 through 1992

Team	Wins	Losses	Pct.	Years	Games
Indiana	673	468	.590	85a	1141
Purdue	683	492	.581	87	1175
ILLINOIS	684	508	.574	87	1192
Ohio State	586	518	.531	80b	1104
Michigan	555	501	.526	75c	1056
Iowa	557	542	.507	80d	1099
Michigan State	327	337	.492	40e	664
Minnesota	563	620	.476	85	1183
Wisconsin	595	667	.471	87	1262
Chicago	168	296	.362	40g	464
Northwestern	386	756	.339	84f	1140

- a missed 1906-07 season
- b joined conference in 1912-13 season
- c started basketball competition in 1917-18
- d missed 1905, 1906, 1907 and 1929 seasons
- e joined conference in 1950-51 season
- f missed 1905, 1906 and 1907 seasons
- g didn't compete in 1944-45 seasons, dropped out of conference after 1945-46 season

Big Ten Standings in the Lou Henson Era

1976

Indiana	18-0	1.000	32-0	1.000
Michigan	14-4	.778	25-7	.781
Purdue	11-7	.661	16-11	.592
Michigan State	10-8	.556	13-13	.518
Iowa	9-9	.500	19-10	.655
Minnesota	8-10	.444	16-10	.616
ILLINOIS	7-11	.389	14-13	.518
Northwestern	7-11	.389	12-15	.444
Wisconsin	4-14	.222	10-16	.384
Ohio State	2-16	.111	6-20	.231

1977

Michigan	16-2	.889	26-4	.867
Purdue	14-4	.778	20-8	.714
Iowa	12-6	.667	20-7	.714
Indiana	11-7	.611	16-11	.593
Michigan State	9-9	.500	12-15	.444
ILLINOIS	8-10	.444	16-14	.533
Wisconsin	7-11	.389	11-16	.407
Northwestern	7-11	.389	9-18	.333
Ohio State	6-12	.333	11-16	.407
Minnesota*	0-18	.000	0-27	.000

* NCAA declared all games forfeited

1978

Michigan State	15-3	.833	25-5	.833
Indiana	12-6	.667	21-8	.724
Minnesota	12-6	.667	17-10	.630
Michigan	11-7	.611	16-11	.593
Purdue	11-7	.611	16-11	.593
Ohio State	9-9	.500	16-11	.593
ILLINOIS	7-11	.389	13-14	.481
Iowa	5-13	.278	12-15	.444
Northwestern	4-14	.222	8-19	.296
Wisconsin	4-14	.222	8-19	.296

1979

Michigan State	13-5	.722	26-6	.813
Purdue	13-5	.722	27-8	.771
Iowa	13-5	.722	20-8	.714
Ohio State	12-6	.667	19-12	.613
Indiana	10-8	.556	22-12	.647
Michigan	8-10	.444	15-12	.556
ILLINOIS	7-11	.389	19-11	.633
Wisconsin	6-12	.333	12-15	.444
Minnesota	6-12	.333	11-16	.408
Northwestern	2-16	.111	6-21	.222

1980

Indiana	13-5	.722	21-8	.724
Ohio State	12-6	.667	21-8	.724
Purdue	11-7	.611	23-10	.687
Iowa	10-8	.556	23-10	.687
Minnesota	10-8	.556	21-11	.656
ILLINOIS	8-10	.444	22-13	.629
Michigan	8-10	.444	17-13	.567
Wisconsin	7-11	.389	15-14	.517
Michigan State	6-12	.333	12-15	.444
Northwestern	5-13	.278	10-17	.370

1981

Indiana	14-4	.778	26-9	.743
Iowa	13-5	.722	21-7	.750
ILLINOIS	12-6	.667	21-8	.724
Purdue	10-8	.556	21-11	.656
Minnesota	9-9	.500	19-11	.633
Ohio State	9-9	.500	14-13	.519
Michigan	8-10	.444	19-11	.633
Michigan State	7-11	.389	13-14	.481
Wisconsin	5-13	.278	11-16	.423
Northwestern	3-15	.167	9-18	.333

1982

Minnesota	14-4	.738	23-6	.793
Iowa	12-6	.667	21-8	.724
Ohio State	12-6	.667	21-10	.677
Indiana	12-6	.667	19-10	.655
Purdue	11-7	.611	18-14	.563
ILLINOIS	10-8	.556	18-11	.621
Michigan State	7-11	.389	12-16	.429
Michigan	7-11	.389	8-19	.296
Northwestern	5-13	.278	9-18	.333
#Wisconsin	0-18	.000	0-27	.000

1983

Indiana	13-5	.722	24-6	.800
Purdue	11-7	.611	21-9	.700
Ohio State	11-7	.611	20-10	.667
ILLINOIS	11-7	.611	21-11	.656
Iowa	11-7	.611	22-9	.710
Minnesota	9-9	.500	18-11	.621
Michigan State	9-9	.500	17-13	.567
Northwestern	8-10	.444	18-12	.600
Michigan	7-11	.389	16-12	.571
#Wisconsin	0-18	.000	0-28	.000

Wisconsin forfeits all games from 1981-82 to 1983-84

1984

ILLINOIS	15-3	.833	26-5	.839
Purdue	15-3	.833	22-7	.759
Indiana	13-5	.722	22-9	.710
Michigan	11-7	.611	24-9	.727
Michigan State	9-9	.500	16-12	.571
Ohio State	8-10	.444	15-14	.517
Northwestern	7-11	.389	14-14	.500
Minnesota	6-12	.333	15-13	.536
Iowa	6-12	.333	13-15	.464
#Wisconsin	0-18	.000	0-28	.000

1985

Michigan	16-2	.889	26-4	.867
ILLINOIS	12-6	.667	26-9	.743
Purdue	11-7	.611	20-9	.690
Ohio State	11-7	.611	20-10	.667
Iowa	10-8	.556	21-11	.656
Michigan State	10-8	.556	19-10	.655
Indiana	7-11	.389	19-14	.576
Minnesota	6-12	.333	13-15	.464
Wisconsin	5-13	.278	14-14	.500
Northwestern	2-16	.111	6-22	.214

1986

Michigan	14-4	.778	28-5	.848
Indiana	13-5	.722	21-8	.724
Michigan State	12-6	.667	23-8	.742
Purdue	11-7	.611	22-10	.688
ILLINOIS	11-7	.611	22-10	.688
Iowa	10-8	.556	20-12	.625
Ohio State	8-10	.444	19-14	.576
Minnesota	5-13	.278	15-16	.484
Wisconsin	4-14	.222	12-16	.429
Northwestern	2-16	.111	8-20	.286

1987

Indiana	15-3	.833	30-4	.882
Purdue	15-3	.833	25-5	.833
Iowa	14-4	.778	30-5	.857
ILLINOIS	13-5	.722	23-8	.742
Michigan	10-8	.556	20-12	.625
Ohio State	9-9	.500	20-13	.606
Michigan State	6-12	.333	11-17	.393
Wisconsin	4-14	.222	14-17	.452
Minnesota	2-16	.111	9-19	.321
Northwestern	2-16	.111	7-21	.250

1988

Purdue	16-2	.889	29-4	.879
Michigan	13-5	.722	26-8	.765
Iowa	12-6	.667	24-10	.706
ILLINOIS	12-6	.667	23-10	.697
Indiana	11-7	.611	19-10	.655
Ohio State	9-9	.500	20-13	.606
Wisconsin	6-12	.333	12-16	.429
Michigan State	5-13	.278	10-18	.357
Minnesota	4-14	.222	10-18	.357
Northwestern	2-16	.111	7-21	.250

1989

Indiana	15-3	.833	27-8	.771
ILLINOIS	14-4	.778	31-5	.861
Michigan	12-6	.667	30-7	.811
Iowa	10-8	.556	23-10	.697
Minnesota	9-9	.500	9-12	.613
Wisconsin	8-10	.444	18-12	.600
Purdue	8-10	.444	15-16	.484
Ohio State	6-12	.333	19-15	.559
Michigan State	6-12	.333	18-15	.546
Northwestern	2-16	.111	9-19	.321

1990

Michigan State	15-3	.833	28-6	.824
Purdue	13-5	.722	22-8	.733
Michigan	12-6	.667	23-8	.742
ILLINOIS	11-7	.611	21-8	.724
Minnesota	11-7	.611	23-9	.719
Ohio State	10-8	.556	17-13	.567
Indiana	8-10	.444	18-11	.621
Wisconsin	4-14	.222	14-17	.452
Iowa	4-14	.222	12-16	.429
Northwestern	2-16	.111	9-19	.321

1991

Ohio State	15-3	.833	25-3	.893
Indiana	15-3	.833	27-4	.871
ILLINOIS	11-7	.611	21-10	.677
Michigan State	11-7	.611	18-10	.643
Iowa	9-9	.500	20-10	.667
Purdue	9-9	.500	17-11	.607
Wisconsin	8-10	.444	14-14	.500
Michigan	7-11	.389	14-14	.500
Minnesota	5-13	.278	12-16	.429
Northwestern	0-18	.000	5-23	.179

1992

Ohio State	15-3	.833	26-6	.821
Indiana	14-4	.778	27-7	.794
Michigan	11-7	.611	25-9	.735
Michigan State	11-7	.611	22-8	.733
Iowa	10-8	.556	19-11	.633
Purdue	8-10	.444	18-15	.545
Minnesota	8-10	.444	16-16	.500
ILLINOIS	7-11	.389	13-15	.464
Wisconsin	4-14	.222	13-18	.419
Northwestern	2-16	.111	9-19	.321

TEAM STATISTICS

Illinois stats on top in bold, opponent stats on bottom

	1905-06	1906-07	1907-08	1908-09	1909-10	1910-11	1911-12	1912-13	1913-14	1914-15	1915-16
G	14 14	11 11	26 26	14 14	9 9	12 12	16 16	16 16	13 13	16 16	16 16
FG											
FGA											
FG%											
3P											
3PA											
3P%											
FT											
FTA											
FT%											
Reb.											
Avg.											
PF											
DQ											
Pts.	363 431	223 412	879 603	407 268	193 177	258 241	413 289	353 246	338 226	444 208	405 294
Ave.	25.9 30.8	20.2 37.5	33.8 23.2	29.1 19.1	21.4 19.7	21.5 20.1	25.8 18.1	22.1 15.4	26.0 17.4	27.8 13.0	25.3 18.4
HG	71 51	38 50	92 46	93 28	34 28	32 33	48 35	52 21	46 29	52 19	36 34
A											
TO											
BK											
STL											

THE RECORD BOOK
 T Y O F
 I L L I N O I S
 U N I V E R S I T Y

	1916-17	1917-18	1918-19	1919-20	1920-21	1921-22	1922-23	1923-24	1924-25	1925-26	1926-27
G	16 16	15 15	14 14	13 13	18 18	19 19	15 15	17 17	17 17	17 17	17 17
FG											
FGA											
FG%											
3P											
3PA											
3P%											
FT											
FTA											
FT%											
Reb.											
Avg.											
PF											
DQ											
Pts.	449 281	386 313	280 301	391 305	449 423	596 527	393 374	443 343	447 400	398 409	525 473
Ave.	28.1 17.6	25.7 20.9	20.0 21.5	30.1 23.5	24.9 23.5	31.4 27.7	26.2 24.9	26.0 20.2	26.3 23.5	23.4 24.1	30.9 27.8
HG	52 28	40 35	37 36	43 36	46 32	49 39	41 38	38 36	37 34	35 33	46 39
A											
TO											
BK											
STL											

	1927-28	1928-29	1929-30	1930-31	1931-32	1932-33	1933-34	1934-35	1935-36	1936-37	1937-38
G	17 17	17 17	16 16	17 17	17 17	18 18	19 19	20 20	19 19	18 18	18 18
FG	114* 154*	107* 125*	105* 98*	136* 96*	120* 106*	128* 110*	124* 121*	162* 138*	255 130*	256 161*	275 136*
FGA											
FG%											
3P											
3PA											
3P%											
FT	82* 105*	93* 82*	74* 77*	67* 107*	89* 88*	94* 107*	76* 92*	115* 100*	124 82*	170 69*	156 86*
FTA											
FT%											
Reb.											
Avg.											
PF	142* 124*	122* 115*	122* 127*	162* 120*	149* 147*	160* 147*	136* 123*	136* 157*	117* 137*	117* 160*	134* 141*
DQ											
Pts.	492 556	491 472	380 374	489 372	485 402	526 431	549 508	704 590	634 510	686 583	707 669
Ave.	28.9 32.7	28.9 27.8	23.8 23.4	28.8 21.9	28.5 23.6	29.2 23.9	28.9 26.7	35.2 29.5	33.4 26.8	38.1 32.4	39.3 37.2
HG	41 52	46 37	32 35	45 35	44 34	44 34	38 36	55 42	48 42	51 61	60 51
A											
TO											
BK											
STL											

NOTE * Conference Games Only

	1938-39	1939-40	1940-41	1941-42	1942-43	1943-44	1944-45	1945-46	1946-47	1947-48	1948-49
G	19 19	20 20	20 20	23 23	18 18	20 20	20 20	21 21	20 20	20 20	25 25
FG	282 136*	312 163*	330 180*	410 220*	437 271	386 357	416 359	441 337	447 323	485 344	651 514
FGA									1663 1331	1727 1415	2152 1832
FG%									.269 .243	.281 .243	.303 .281
3P											
3PA											
3P%											
FT	175 86*	195 121*	215 144*	223 127*	165 125	178 136	212 202	234 221	233 217	264 276	403 388
FTA					270 222	316 231	382 372	401 416	392 400	467 475	666 584
FT%					.611 .563	.563 .593	.555 .540	.584 .531	.594 .542	.565 .581	.605 .664
Reb.											
Avg.											
PF	134* 141*	228* 195*	190* 197*	168* 201*	181 211	209 265	330 326	315 178	350 330	421 401	509 533
DQ											
Pts.	739 580	819 664	875 793	1043 883	1039 667	950 850	1043 920	1117 895	1127 863	1234 964	1705 1416
Ave.	38.9 30.5	41.0 33.2	43.8 39.7	45.3 38.4	57.7 37.1	47.5 42.5	52.2 46.0	53.2 42.6	56.4 43.2	61.7 48.2	68.2 56.6
HG	61 41	60 62	56 53	63 50	92 53	69 56	77 65	85 67	94 58	98 70	96 76
A											
TO											
BK											
STL											

NOTE: * Conference Games Only

	1949-50	1950-51	1951-52	1952-53	1953-54	1954-55	1955-56	1956-57	1957-58	1958-59	1959-60
G	22 22	27 27	26 26	22 22	22 22	22 22	22 22	22 22	22 22	22 22	23 23
FG	509 468	715 658	679 586	657 493	605 465	684 521	731 551	708 652	695 679	742 644	716 664
FGA	1621 1666	2056 2095	2007 1916	1823 1516	1670 1357	1764 1504	1836 1566	1778 1675	1795 1708	1817 1594	1729 1696
FG%	.314 .281	.348 .314	.338 .306	.361 .316	.362 .343	.389 .346	.398 .352	.398 .389	.387 .397	.408 .403	.414 .391
3P											
3PA											
3P%											
FT	366 363	491 374	487 427	461 467	468 493	440 515	534 574	435 431	356 364	331 447	399 441
FTA	627 611	747 565	779 661	691 727	690 740	671 789	725 813	620 632	503 515	517 671	562 654
FT%	.584 .594	.657 .662	.612 .646	.671 .642	.678 .666	.656 .653	.737 .706	.702 .681	.708 .707	.640 .666	.710 .675
Reb.										1179 1256	1128 1293
Avg.										53.4 57.1	49.0 56.2
PF	500 517	508 643	614 661	474 451	491 513	477 394	475 535	440 414	369 360	457 377	479 432
DQ											
Pts.	1384 1299	1921 1690	1865 1599	1775 1453	1678 1423	1808 1557	1996 1678	1851 1735	1746 1722	1815 1173	1831 1769
Ave.	62.9 59.0	71.1 62.6	71.7 61.5	80.7 66.0	76.3 64.7	82.2 70.8	90.7 76.3	84.1 78.9	79.4 78.3	82.5 53.3	79.6 76.9
HG	76 83	89 91	95 74	96 91	90 84	104 92	111 96	112 102	102 98	103 102	96 109
A											
TO											
BK											
STL											

	1960-61	1961-62	1962-63	1963-64	1964-65	1965-66	1966-67	1967-68	1968-69	1969-70	1970-71
G	24 24	23 23	26 26	24 24	24 24	24 24	24 24	24 24	24 24	24 24	23 23
FG	705 725	712 737	855 755	786 765	899 754	830 799	802 843	602 593	768 642	735 679	742 708
FGA	1722 1813	1645 1772	1892 1983	1853 1817	1871 1937	1905 1817	1846 1825	1500 1361	1708 1449	1563 1597	1629 1577
FG%	.409 .400	.433 .416	.452 .381	.424 .421	.480 .389	.435 .439	.434 .461	.401 .436	.450 .443	.470 .424	.455 .449
3P											
3PA											
3P%											
FT	422 413	459 314	491 481	444 399	415 399	438 431	462 385	337 373	466 424	359 355	383 415
FTA	589 649	618 478	670 657	663 609	591 564	617 601	697 556	526 565	663 581	568 537	572 591
FT%	.716 .636	.727 .657	.733 .732	.670 .644	.703 .708	.709 .717	.663 .693	.641 .644	.703 .730	.632 .661	.670 .702
Reb.	1228 1280	1154 1137	1349 1271	1262 1286	1278 1218	1243 1199	1214 1218	990 1055	1144 957	1078 1059	1061 1069
Avg.	51.2 53.3	50.2 49.4	51.9 48.9	52.6 53.6	53.3 50.8	51.8 50.0	50.6 50.8	41.3 43.9	47.7 39.9	44.9 44.1	46.1 46.1
PF	481 424	382 452	501 491	467 498	426 454	464 464	437 501	461 424	455 489	438 435	449 .427
DQ											
Pts.	1832 1863	1883 1788	2201 1991	2016 1929	2213 1897	2098 2029	2066 2071	1541 1561	2002 1708	1829 1713	1867 1831
Ave.	76.3 77.6	81.9 77.7	84.7 76.6	84.0 80.4	92.2 79.0	87.4 84.5	86.1 86.3	64.2 65.0	83.4 71.2	75.9 71.4	81.1 79.6
HG	99 96	101 104	106 103	104 110	121 105	120 109	99 120	75 95	105 88	101 102	124 105
A											
TO											
BK											
STL											

	1971-72	1972-73	1973-74	1974-75	1975-76	1976-77	1977-78	1978-79	1979-80	1980-81	1981-82
G	24 24	24 24	23 23	26 26	27 27	30 30	37 37	39 39	35 35	29 29	29 29
FG	694 761	765 779	693 826	722 809	765 739	855 782	847 797	891 738	1040 909	916 755	768 667
FGA	1645 1726	1730 1757	1571 1662	1714 1770	1619 1672	1802 1662	1857 1683	1908 1828	2160 2080	1799 1724	1620 1510
FG%	.422 .441	.442 .443	.441 .497	.421 .457	.473 .442	.474 .471	.456 .474	.467 .404	.481 .437	.509 .438	.474 .442
3P											
3PA											
3P%											
FT	489 367	364 310	371 377	401 374	329 388	338 521	350 477	310 670	534 551	422 438	378 382
FTA	689 522	513 467	509 474	546 553	460 530	480 740	498 684	454 681	739 780	577 608	533 547
FT%	.709 .703	.709 .663	.729 .711	.734 .676	.715 .732	.704 .704	.703 .697	.683 .690	.723 .706	.731 .720	.709 .698
Reb.	1152 1119	1066 1183	902 1085	1044 1219	996 1064	1094 1094	1133 1118	1238 1097	1344 1244	1120 926	960 937
Avg.	48.0 46.6	44.4 49.3	39.2 47.2	40.2 47.0	36.9 39.4	36.5 36.5	42.0 41.4	41.3 36.6	38.4 35.5	38.6 31.9	33.1 32.3
PF	426 483	475 491	505 514	553 526	521 516	660 561	617 516	619 530	705 701	559 530	499 523
DQ	24 16	19 22	13 18	30 20	26 28	25 20	25 14	21	17	20	21
Pts.	1877 1889	1849 1868	1757 1989	1845 1992	1859 1866	2048 2085	2044 2071	2092 1948	2614 2369	2254 1948	1914 2369
Ave.	78.2 78.7	78.9 77.8	76.4 86.5	71.0 76.6	68.9 69.1	68.3 69.5	75.5 76.7	69.7 64.9	74.7 67.7	77.7 67.2	66.0 59.2
HG	96 105	100 99	99 107	96 114	106 90	89 87	113 107	109 82	105 87	106 84	126 83
A			244 347	390 484	427 413	459 405	398 398	473 338	618 479	547 407	435 366
TO						430 438	414 456	473 472	505 556	397 419	306 421
BK							65 81	162 56	119 86	120 65	114 74
STL								216 253	215 181	187 166	194 147

	1982-83	1983-84	1984-85	1985-86	1986-87	1987-88	1988-89	1989-90	1990-91	1991-92
G	32 32	31 31	35 35	32 32	31 31	33 33	36 36	29 29	31 31	28 28
FG	866 822	836 712	974 832	990 779	956 814	1057 881	1200 1027	860 766	861 853	677 726
FGA	1825 1803	1655 1617	2005 1989	1828 1715	1865 1823	2107 1958	2340 2228	1803 1767	1800 1925	1490 1655
FG%	.475 .456	.505 .440	.486 .418	.542 .454	.513 .447	.506 .450	.513 .461	.477 .434	.478 .443	.454 .439
3P					112 100	39 118	136 158	109 118	101 162	130 135
3PA					223 264	140 291	320 450	287 380	265 458	314 380
3P%					.461 .379	.279 .405	.425 .351	.380 .311	.381 .354	.414 .355
FT	420 390	433 313	462 337	350 399	464 454	552 460	574 438	539 454	580 473	500 367
FTA	624 561	618 422	653 503	475 529	649 654	827 666	817 614	725 651	850 688	758 584
FT%	.673 .695	.701 .742	.708 .670	.737 .754	.715 .694	.667 .691	.703 .713	.743 .697	.682 .688	.660 .628
Reb.	1104 1005	1015 845	1271 1102	1041 825	1100 1008	1233 1097	1343 1188	1117 1006	1192 1033	1018 902
Avg.	34.5 31.4	32.7 27.3	36.3 31.5	32.5 25.8	35.5 32.5	37.4 33.2	37.3 33.0	38.5 34.7	38.5 33.3	36.4 32.2
PF	573 607	476 566	519 609	505 518	564 621	635 730	627 726	586 625	586 704	511 632
DQ	9 27	13 17	13 23	6 15	15 17	12 31	5 32	12 25	12 24	17 24
Pts.	2168 2081	2105 1736	2410 2001	2330 1957	2488 2182	2725 2340	3110 2650	2368 2104	2403 2341	1984 1954
Ave.	67.8 65.0	67.9 56.0	68.9 57.2	72.8 61.2	80.3 70.4	82.6 70.9	86.4 73.6	81.7 72.6	77.5 75.5	70.9 69.8
HG	94 101	99 73	93 76	115 92	99 97	118 103	127 100	118 93	120 116	95 92
A	508 450	523 353	630 436	555 379	598 426	582 497	639 527	457 397	446 427	422 374
TO	443 455	342 415	452 528	407 438	429 492	500 625	470 611	403 477	536 444	468 406
BK	101 93	73 78	113 71	109 65	144 78	113 78	107 68	104 96	123 140	108 110
STL	240 203	212 157	262 200	258 184	250 195	310 216	341 213	236 173	198 217	157 200

ALL-TIME GAME-BY-GAME SCORES

(note: all Big Ten Conference games in bold; also Big Ten record in bold; Illinois score listed on left)

Elwood Brown



**1 year
(6-8)**

Leo Hana was put in charge of building the basketball program at Illinois after a women's program had existed for years. A team, led by its playing captain Roy Riley, beat Champaign High School Jan. 6, two weeks before Hana was able to replace Riley with a "professional" coach. Elwood Brown became Illinois' first basketball coach Jan. 20, 1906, and proceeded to turn in a commendable coaching job, especially since the squad lost two of its mainstays during the season. "The results of the season were on the whole satisfactory. In the future, there will not be such a lack of material as hampered the coach (Brown) this season," wrote the 1907 *Illio*.

1905-06 (6-8, 3-6)

Coach: Elwood Brown

Captains: (elected each game)

J 12	71	Champaign High School (Urbana)	4	(W)
J 20	27	Indiana (Urbana)	24	(W)
J 27	25	Purdue (Urbana)	19	(W)
F 2	19	at Minnesota	32	(L)
F 5	23	Wheaton	21	(W)
F 8	15	at Evanson Y.M.C.A	51	(L)
F 9	14	at Chicago	49	(L)
F 10	28	at Wheaton	37	(L)
F 14	31	Oberlin	25	(W)
F 16	7	at Indiana	38	(L)
F 17	22	at Purdue	48	(L)
F 24	24	Chicago	21	(W)
F 28	25	Minnesota	27	(L)
M 3	32	Wisconsin	35	(L)

Big Ten: 4th place

F. L. Pinckney

**1 year
(1-10)**

Pinckney took over the coaching reins for a year in 1907. There was promise for a good season after the solid start the program had made in 1906. More than 100 men tried out for the team. Pinckney found at least three freshman he thought would help the team and placed them on the varsity squad. However, the Western Conference Committee declared the three ineligible, leaving Pinckney with a much depleted team and Illinois with its worst record ever. The decision to make the freshmen ineligible gave Pinckney the same problem Brown faced the year before - turning out a winning team with limited talent.

1906-07 (1-10, 0-8)

Coach: F.L. Pinckney

Captain: H.V. Juul

D 15	38	at Peoria Y.M.C.A.	19	(W)
J 2	26	at Chicago Y.M.C.A.	31	(L)
J 12	27	Purdue	32	(L)
J 19	16	Wisconsin	22	(L)
J 31	3	at Minnesota	42	(L)
F 1	13	at Wisconsin	47	(L)
F 2	20	at Chicago	53	(L)
F 15	13	at Wabash	50	(L)
F 16	18	at Purdue	45	(L)
F 23	20	Chicago	35	(L)
M 1	29	Minnesota	36	(L)

Big Ten: 5th place

Fletcher Lane



**1 year
(20-6)**

Fletcher Lane's all-time best winning percentage among Illinois coaches is misleading, since he only coached for one year. His 20-6 team of 1908 benefited from a long Southern trip in which the team beat several YMCA and club teams from Tennessee, Texas, Alabama, and Georgia. The club was billed as a closely-knit group, due in part to the long trip. The players, however, did not appear to appreciate Lane's coaching style. M.G. Dadant, the 1908 captain wrote, "Handicapped as they were by the lack of any competent coaching, the players went through the season in perfect harmony, each one relinquishing any personal feelings that the team might be better as a whole."

1907-08 (20-6, 6-5)

Coach: Fletcher Lane

Captain: M.G. Dadant

D 19	33	at Decatur Y.M.C.A.	28	(W)
D 20	36	Washington (St.Louis)	25	(W)
D 21	92	at Cairo Ath. Club	14	(W)
D 23	56	at Memphis Y.M.C.A.	8	(W)
D 25	41	at Ft. Worth Y.M.C.A.	25	(W)
D 25	32	at Ft. Worth Y.M.C.A.	20	(W)
D 26	58	at Waco Y.M.C.A.	20	(W)
D 27	36	at Temple Y.M.C.A.	17	(W)
D 28	41	at Galveston Y.M.C.A.	21	(W)
D 30	34	at Beaumont Y.M.C.A.	17	(W)
J 1	22	at Mobile Y.M.C.A.	21	(W)
J 2	31	at Columbus Y.M.C.A.	30	(W)
J 2	21	at Montgomery Y.M.C.A.	31	(L)
J 3	46	at Birmingham A.C.	24	(W)
J 4	35	Rose Poly (at Terre Haute)	26	(W)
J 11	24	at Purdue	23	(W)
J 18	20	Wisconsin	28	(L)
J 25	39	Indiana	12	(W)
F 8	21	Chicago	35	(L)
F 14	36	at Iowa	46	(L)
F 15	16	at Minnesota	15	(W)
F 29	38	Purdue	15	(W)
M 6	17	at Chicago	42	(L)
M 7	18	at Northwestern	13	(W)
M 9	14	at Wisconsin	27	(L)
M 12	22	Minnesota	20	(W)

Big Ten: 3rd place

H. V. Juul



**2 years
(12-10)**

H. V. Juul became the first Illinois basketball coach to stay for more than one year. He also became the first former Fighting Illini player to head the Illinois basketball program and was captain of the 1907 squad. After leading Illinois to a 12-10 record over two years, he departed to become a professional baseball player, enjoying stints with the Chicago Cubs and Cincinnati Reds. Juul was the son of a former Illinois Congressman and, prior to his death in 1928, was a committeeman in the 35th Ward in Chicago as well as was campaign director for the Republican Party headquarters at the Morrison Hotel in Chicago.

1908-09 (7-6, 5-6)

Coach: H.V. Juul
Captain: H.J. Popperfuss

D 22	93 at Shelbyville Business College	19	(W)
D 23	47 at Mt. Vernon	25	(W)
J 9	30 Indiana	2	(W)
J 16	28 Wisconsin	19	(W)
J 22	17 at Minnesota	18	(L)
J 23	10 at Wisconsin	20	(L)
F 10	21 Minnesota	20	(W)
F 13	15 Chicago	17	(L)
F 17	24 Purdue	18	(W)
F 26	10 at Chicago	23	(L)
F 27	35 at Northwestern	4	(W)
M 5	20 at Purdue	28	(L)
M 6	13 at Indiana	23	(L)

Big Ten: 4th place

1909-10 (5-4, 5-4)

Coach: H.V. Juul
Captain: Carl Watson

J 15	16 at Wisconsin	28	(L)
J 21	34 Wisconsin	14	(W)
J 29	33 Purdue	17	(W)
F 5	30 Indiana	20	(W)
F 8	11 Chicago	21	(L)
F 26	24 at Chicago	15	(W)
M 4	10 at Purdue	28	(L)
M 5	26 at Indiana	12	(W)
M 9	9 Minnesota	22	(L)

Big Ten: 4th place

T. E. Thompson



**2 years
(14-14)**

T. E. Thompson also had a two-year career as head basketball coach at Illinois, compiling a 14-14 record. Thompson claimed, at the time, to be the only player in Western Conference history to have played five years of collegiate basketball. He was at Northwestern for one year before playing at Illinois for four additional seasons. In addition to his duties as basketball coach at Illinois in 1911-12, he also served as Athletic Director George Huff's only assistant in the athletic department, doubling as the school's general manager of athletics and as ticket manager. After leaving the university, he founded The Thomas Thompson Company in Highland Park, Ill., a manufacturer of enamel products.

1910-11 (6-6, 6-5)

Coach: T. E. Thompson
Captain: L.S. Bernstein

D 31	19 at Evanston Y.M.C.A	28	(L)
J 7	32 Indiana	22	(W)
J 14	17 Chicago	23	(L)
J 20	18 at Minnesota	17	(W)
J 21	17 at Wisconsin	20	(L)
J 28	29 Purdue	33	(L)
F 17	14 at Indiana	19	(L)
F 18	25 at Purdue	15	(W)
F 24	18 at Chicago	19	(L)
F 25	26 at Northwestern	15	(W)
M 2	22 Minnesota	12	(W)
M 11	21 Wisconsin	18	(W)

Big Ten: 4th place

1911-12 (8-8, 4-8)

Coach: T. E. Thompson
Captain: W.H. Woolston

D 16	48 Millikin	8	(W)
D 29	43 at Evanston Reds	8	(W)
D 30	37 at Evanston Reds	7	(W)
J 5	44 Ill. Wesleyan	12	(W)
J 12	16 at Minnesota	22	(L)
J 14	10 at Wisconsin	27	(L)
J 20	21 Chicago	22	(L)
J 27	20 Purdue	35	(L)
F 6	14 at Purdue	28	(L)
F 7	24 at Indiana	25	(L)
F 10	13 Minnesota	10	(W)
F 23	41 Indiana	16	(W)
M 2	25 Northwestern	10	(W)
M 8	12 at Chicago	17	(L)
M 9	30 at Northwestern	19	(W)
M 15	15 Wisconsin	23	(L)

Big Ten: 5th place

Ralph Jones



**8 years
(85-34)**

After arriving at Illinois from Purdue, Ralph Jones left an impressive legacy behind in Champaign. Besides coaching freshman football and baseball during his tenure at Illinois, he was credited by some with originating the fast break in basketball. After leading the Fighting Illini to one outright crown and the sharing of one other conference championship, Jones left to coach at Wabash and eventually Lake Forest Academy. In addition, Jones was head coach of the Chicago Bears from 1930-33, where, among other achievements, he was credited with the revival of the T-formation, and the use of a man in motion to throw the defense off.

1912-13 (10-6, 7-6)

Coach: Ralph R. Jones
Captain: H.W. Dahringer

D 20	18 Wesleyan	13	(W)
J 4	27 at Decatur Y.M.C.A	13	(W)
J 6	52 Rose Poly Tech.	14	(W)
J 11	15 Wisconsin	16	(L)
J 21	22 Purdue	18	(W)
J 28	35 Iowa	9	(W)
F 8	19 Minnesota	12	(W)
F 14	23 Northwestern	22	(W)
F 21	13 at Wisconsin	18	(L)
F 22	20 at Minnesota	10	(W)
F 26	12 Chicago	19	(L)
M 1	29 Indiana	12	(W)
M 7	11 at Purdue	12	(L)
M 8	23 at Indiana	17	(W)
M 14	16 at Chicago	21	(L)
M 15	18 at Northwestern	20	(L)

Big Ten: 5th place

1913-14 (9-4, 7-3)

Coach: Ralph R. Jones
Captain: E. A. Williford

D 18	19 Millikin	10	(W)
J 2	46 Riverside(at LaGrange)	17	(W)
J 3	20 at Evanston Reds	24	(L)
J 6	35 Indiana	6	(W)
J 10	25 Wisconsin	26	(L)
J 17	26 Purdue	20	(W)
J 20	11 Chicago	12	(L)
J 23	18 Minnesota	16	(W)
F 6	30 at Purdue	25	(W)
F 7	31 at Indiana	15	(W)
F 14	35 Northwestern	15	(W)
F 20	16 at Wisconsin	29	(L)
F 21	26 at Minnesota	11	(W)

Big Ten: 4th place

1914-15 (16-0, 12-0)

Coach: Ralph R. Jones
Captain: Sven Duner

D 8	52 Arkansas A.C.	6	(W)
D 12	50 Ill. Wesleyan	9	(W)
D 18	19 at Millikin	16	(W)
J 2	27 at Peoria Tigers	14	(W)
J 11	34 Indiana	13	(W)
J 16	27 Purdue	8	(W)
J 23	24 Ohio State	17	(W)
J 26	20 at Indiana	4	(W)
F 8	39 Wisconsin	19	(W)
F 13	19 at Wisconsin	17	(W)
F 15	20 at Minnesota	10	(W)
F 23	20 Chicago	12	(W)
F 27	22 at Purdue	15	(W)
M 1	26 at Ohio State	19	(W)
M 6	19 at Chicago	18	(W)
M 8	26 Minnesota	11	(W)

Big Ten: 1st place

1915-16 (13-3, 9-3)

Coach: Ralph R. Jones
Captain: Ray Woods

D 13	36 Millikin	16	(W)
D 17	34 at Millikin	19	(W)
J 1	25 at Illinois Wesleyan	18	(W)
J 4	24 Wabash	16	(W)
J 11	22 Purdue	11	(W)
J 15	21 Ohio State	10	(W)
J 22	27 Wisconsin	20	(W)
F 9	30 at Chicago	17	(W)
F 12	21 Northwestern	23	(L)
F 19	14 at Wisconsin	34	(L)
F 21	27 at Minnesota	22	(W)
F 26	31 Chicago	13	(W)
F 29	16 at Northwestern	25	(L)
M 4	29 at Purdue	19	(W)
M 6	28 at Ohio State	22	(W)
M 13	20 Minnesota	9	(W)

Big Ten: 2nd place (t)

1916-17 (13-3, 10-2)

Coach: Ralph R. Jones
Captain: C.G. Atwood

D 9	38 at Millikin	18	(W)
D 15	26 Wabash	28	(L)
D 18	38 Millikin	16	(W)
J 3	52 Northwestern College	10	(W)
J 6	28 at Purdue	24	(W)
J 8	38 at Ohio State	14	(W)
J 12	45 Northwestern	17	(W)
J 16	20 Chicago	10	(W)
J 20	14 at Wisconsin	25	(L)
J 22	11 at Minnesota	20	(L)
F 3	19 at Chicago	16	(W)
F 5	34 Ohio State	21	(W)
F 10	18 Minnesota	17	(W)
F 17	27 Purdue	16	(W)
F 24	20 Wisconsin	17	(W)
M 2	21 at Northwestern	12	(W)

Big Ten: 1st place (t)

1917-18 (9-6, 6-6)

Coach: Ralph R. Jones
Captains: George S. Halas, E.W. Anderson

D 15	40 Millikin	13	(W)
D 19	31 at Millikin	13	(W)
J 5	24 Wabash	9	(W)
J 9	27 Purdue	17	(W)
J 14	28 Minnesota	17	(W)
J 19	21 Wisconsin	22	(L)
F 2	19 at Chicago	23	(L)
F 9	38 Northwestern	22	(W)
F 11	35 Ohio State	21	(W)
F 16	26 at Purdue	29	(L)
F 18	26 at Ohio State	23	(W)
F 23	15 at Wisconsin	23	(L)
F 25	22 at Minnesota	35	(L)
M 2	14 at Northwestern	29	(L)
M 6	20 Chicago	17	(W)

Big Ten: 4th place (t)

1918-19 (6-8, 5-7)

Coach: Ralph R. Jones
Captain: B.A. Ingwersen

J 3	26 Great Lakes	28	(L)
J 10	37 Millikin	17	(W)
J 18	13 Purdue	16	(L)
J 20	25 Ohio State	20	(W)
J 25	25 at Wisconsin	15	(W)
J 27	17 at Minnesota	36	(L)
F 1	27 at Michigan	23	(W)
F 8	12 at Chicago	17	(L)
F 15	16 Wisconsin	14	(W)
F 21	25 at Purdue	18	(W)
F 24	15 at Ohio State	32	(L)
M 1	15 Chicago	17	(L)
M 3	9 Minnesota	26	(L)
M 10	18 Michigan	22	(L)

Big Ten: 5th place

1919-20 (9-4, 8-4)

Coach: Ralph R. Jones
Captain: K.L. Wilson

J 5	24 Northwestern College	12	(W)
J 10	33 Purdue	31	(W)
J 12	40 Ohio State	22	(W)
J 17	31 Minnesota	19	(W)
J 24	43 Wisconsin	20	(W)
J 26	41 Michigan	14	(W)
F 7	20 at Purdue	36	(L)
F 9	35 at Ohio State	27	(W)
F 14	21 Chicago	23	(L)
F 21	29 at Wisconsin	33	(L)
F 23	26 at Minnesota	20	(W)
F 28	20 at Chicago	27	(L)
M 1	28 at Michigan	21	(W)

Big Ten: 3rd place

Frank Winters



**2 years
(25-12)**

While in his two-year stint as coach of the Illinois basketball team, Frank Winters was faced with having only a handful of veteran players available and was forced into installing an entirely new system of play. His 25-12 record in two years was a testament to the way Winters made negatives into positives. Upon arriving as head coach in the fall of 1920, he inherited a team whose best player, Chuck Carney, had just severely injured his knee in the last football game. Nonetheless, the team went on to an 11-7 record and improved to 14-5 in the 1922 campaign.

1920-21 (11-7, 7-5)

Coach: Frank J. Winters
Captain: C.W. Vail

D 18	24 Millikin	29	(L)
D 20	32 at Ill. Normal	21	(W)
J 1	25 Nebraska	30	(L)
J 3	26 Nebraska	24	(W)
J 10	42 Ill. Normal	17	(W)
J 14	26 at Millikin	20	(W)
J 18	33 Chicago	29	(W)
J 22	18 at Wisconsin	23	(L)
J 24	23 at Minnesota	22	(W)
F 5	39 at Purdue	26	(W)
F 7	46 Ohio State	11	(W)
F 12	24 Minnesota	20	(W)
F 19	17 Wisconsin	9	(W)
F 22	19 Purdue	29	(L)
F 26	18 at Michigan	24	(L)
F 28	35 at Ohio State	32	(W)
M 5	26 at Chicago	29	(L)
M 7	26 Michigan	28	(L)

Big Ten: 4th place (t)

1921-22 (14-5, 7-5)

Coach: Frank J. Winters
Captain: C.R. Carney

D 16	35 Ill. Wesleyan	19	(W)
D 17	32 Knox	24	(W)
D 30	33 Millikin	20	(W)
J 2	49 Notre Dame	38	(W)
J 3	40 Notre Dame	27	(W)
J 7	30 Butler	28	(W)
J 14	48 at Ohio State	36	(W)
J 16	20 Michigan	17	(W)
J 19	34 at Millikin	33	(W)
F 4	16 at Chicago	22	(L)
F 7	29 Purdue	28	(W)
F 10	23 at Wisconsin	25	(L)
F 11	29 at Minnesota	28	(W)
F 18	28 Minnesota	18	(W)
F 20	41 Ohio State	22	(W)
F 25	16 at Michigan	42	(L)
F 27	37 Wisconsin	35	(W)
M 3	25 Chicago	26	(L)
M 7	31 at Purdue	39	(L)

Big Ten: 4th place (t)

J. Craig Ruby



**14 years
(148-97)**

J. Craig Ruby was known as one of the great basketball tacticians of his time. He and legendary Kansas coach Phog Allen actively campaigned together for higher baskets to offset the advantage of tall centers. Ruby alone advocated the elimination of the dribble to do away with stalling, and wanted the hoop enlarged to 20 inches in diameter rather than the standard 18. Ruby's second season at Illinois produced a tie for the Big Ten championship in 1924, but it was not until 1935 that he could lead his team to tie for top conference honors again.

1922-23 (9-6, 7-5)

Coach: J. Craig Ruby
Captain: E.N. Hellstrom

D 16	29	Washington 14	(W)
D 21	41	Notre Dame 38	(W)
D 2	25	Butler 29	(L)
J 8	36	at Ohio State 31	(W)
J 13	31	Indiana 22	(W)
J 16	13	at Michigan 30	(L)
J 20	20	Purdue 24	(L)
F 2	24	at Minnesota 21	(W)
F 7	20	Chicago 18	(W)
F 12	24	at Indiana 31	(L)
F 17	28	at Purdue 26	(W)
F 19	25	Minnesota 18	(W)
F 24	20	at Chicago 24	(L)
F 26	20	Michigan 27	(L)
M 5	37	Ohio State 21	(W)

Big Ten: 4th place (t)

1923-24 (11-6, 8-4)

Coach: J. Craig Ruby
Captain: G.E. Potter

D 12	28	Depauw 29	(L)
D 15	15	Washington 17	(L)
D 21	16	Iowa State 12	(W)
J 2	29	Notre Dame 21	(W)
J 5	20	at Minnesota 36	(L)
J 12	27	at Ohio State 24	(W)
J 14	23	at Michigan 24	(L)
J 17	38	Northwestern 18	(W)
F 5	28	Butler 27	(W)
F 11	22	Ohio State 25	(L)
F 16	12	at Wisconsin 13	(L)
F 23	26	at Iowa 14	(W)
F 25	31	Wisconsin 20	(W)
F 29	38	Iowa 19	(W)
M 4	36	at Northwestern 35	(W)
M 8	23	Michigan 20	(W)
M 10	31	Minnesota 19	(W)

Big Ten: 1st place (t)

1924-25 (11-6, 8-4)

Coach: J. Craig Ruby
Captain: J.W. Maurer

D 13	27	DePauw 23	(W)
D 19	36	Washington 19	(W)
D 30	22	at Butler 24	(L)
J 5	36	Kentucky 26	(W)
J 10	27	at Chicago 16	(W)
J 14	27	at Northwestern 16	(W)
J 17	34	Indiana 24	(W)
J 24	23	Iowa 15	(W)
F 7	18	at Notre Dame 29	(L)
F 12	30	Northwestern 20	(W)
F 14	19	Chicago 15	(W)
F 21	35	Wisconsin 25	(W)
F 23	24	at Indiana 30	(L)
F 27	25	at Iowa 33	(L)
M 2	18	at Purdue 34	(L)
M 6	37	Purdue 27	(W)
M 9	9	at Wisconsin 24	(L)

Big Ten: 3rd place (t)

1925-26 (9-8, 6-6)

Coach: J. Craig Ruby
Captain: L.M. Haines

D 12	23	Butler 22	(W)
D 19	16	at Drake 20	(L)
D 21	33	at Ames 14	(W)
J 4	30	Kansas Aggies 29	(W)
J 11	17	Minnesota 8	(W)
J 16	18	at Ohio State 30	(L)
J 18	31	at Michigan 29	(W)
J 23	14	at Chicago 19	(L)
F 6	14	Notre Dame 26	(L)
F 10	29	Purdue 28	(W)
F 13	35	Ohio State 31	(W)
F 19	21	at Indiana 20	(W)
F 22	24	Chicago 16	(W)
F 26	24	Michigan 33	(L)
M 1	23	at Purdue 28	(L)
M 6	25	Indiana 28	(L)
M 8	21	at Minnesota 28	(L)

Big Ten: 5th place (t)

1926-27 (10-7, 7-5)

Coach: J. Craig Ruby
Captain: R.S. Daugherty

D 11	37	Bradley 24	(W)
D 17	22	Coe 28	(L)
D 20	34	Drake 26	(W)
D 30	36	North Dakota 28	(W)
J 3	27	at Minnesota 13	(W)
J 8	27	at Northwestern 23	(W)
J 15	28	at Ohio State 29	(L)
J 17	24	at Michigan 25	(L)
J 22	40	Iowa 33	(W)
F 2	30	Butler 32	(L)
F 5	36	Minnesota 27	(W)
F 7	43	Ohio State 30	(W)
F 12	24	at Iowa 26	(L)
F 16	46	Northwestern 32	(W)
F 25	26	Michigan 30	(L)
F 28	32	Wisconsin 28	(W)
M 5	13	at Wisconsin 39	(L)

Big Ten: 4th place (t)

1927-28 (5-12, 2-10)

Coach: J. Craig Ruby
Captain: Everett Olson

D 10	22	Knox 18	(W)
D 17	41	Bradley 35	(W)
D 27	23	at Washington 34	(L)
D 29	34	at Washington 24	(W)
D 30	26	at Washington 32	(L)
J 7	24	Purdue 30	(L)
J 13	30	at Iowa 36	(L)
J 16	34	at Wisconsin 33	(W)
J 21	29	at Indiana 44	(L)
F 8	32	Northwestern 20	(W)
F 14	14	at Purdue 40	(L)
F 17	26	at Chicago 52	(L)
F 24	27	Iowa 41	(L)
M 1	31	at Northwestern 39	(L)
M 3	18	Chicago 19	(L)
M 6	23	Indiana 27	(L)
M 9	22	Wisconsin 32	(L)

Big Ten: 9th place (t)

1928-29 (10-7, 6-6)

Coach: J. Craig Ruby
Captain: E. F. Dorn

D 10	46	Bradley 29	(W)
D 15	44	Lombard 22	(W)
D 20	28	N. Dakota 27	(W)
D 31	38	Washington University 29	(W)
J 5	24	at Purdue 33	(L)
J 8	20	Indiana 16	(W)
J 12	22	at Ohio State 27	(L)
J 14	17	at Michigan 21	(L)
J 19	22	Chicago 19	(W)
F 4	28	Butler 33	(L)
F 9	33	at Chicago 29	(W)
F 11	35	at Minnesota 32	(W)
F 16	30	Ohio State 35	(L)
F 18	27	Michigan 24	(W)
F 23	22	at Indiana 32	(L)
M 2	23	Purdue 37	(L)
M 4	32	Minnesota 27	(W)

Big Ten: 5th place (t)

1929-30 (8-8, 7-5)

Coach: J. Craig Ruby
Captain: D.R. Mills

D 14	22	Bradley 30	(L)
D 19	30	Washington University 19	(W)
D 23	26	DePauw 28	(L)
J 2	18	at Butler 28	(L)
J 6	19	Ohio State 15	(W)
J 13	24	at Michigan 18	(W)
J 18	9	at Wisconsin 14	(L)
F 5	28	Chicago 25	(W)
F 8	21	at Minnesota 26	(L)
F 10	30	at Northwestern 24	(W)
F 15	26	Minnesota 22	(W)
F 17	26	at Ohio State 16	(W)
F 22	32	Northwestern 34	(L)
F 24	17	Wisconsin 23	(L)
M 1	30	Michigan 17	(W)
M 5	22	at Chicago 35	(L)

Big Ten: 4th place (t)

1930-31 (12-5, 7-5)

Coach: J. Craig Ruby
Captain: Charles B. Haper

D 8	27 DePauw 15	(W)
D 13	23 Carleton 11	(W)
D 19	40 Miami 17	(W)
D 22	28 Wabash 13	(W)
J 1	28 at Bradley 17	(W)
J 5	9 Wisconsin 12	(L)
J 10	15 at Purdue 30	(L)
J 12	27 Northwestern 29	(L)
J 17	34 Indiana 35	(L)
J 24	20 at Wisconsin 30	(L)
F 10	26 Purdue 22	(W)
F 14	26 at Iowa 23	(W)
F 16	35 at Northwestern 28	(W)
F 21	45 Chicago 22	(W)
F 23	39 at Indiana 25	(W)
F 28	31 Iowa 13	(W)
M 2	36 at Chicago 30	(W)

Big Ten: 5th place

1931-32 (11-6, 7-5)

Coach: J. Craig Ruby
Captain: E. B. Kamp

D 12	31 St. Louis 17	(W)
D 18	35 Miami (at Ohio) 19	(W)
D 20	17 Butler 22	(L)
J 1	44 Cornell 23	(W)
J 4	28 Ohio State 29	(L)
J 9	28 Purdue 21	(W)
J 11	30 at Indiana 22	(W)
J 18	16 at Michigan 28	(L)
J 23	30 Chicago 20	(W)
F 9	29 Bradley 21	(W)
F 13	26 at Ohio State 29	(L)
F 15	23 Minnesota 15	(W)
F 20	29 Michigan 23	(W)
F 27	26 Minnesota 27	(L)
F 29	19 at Purdue 34	(L)
M 5	41 at Chicago 20	(W)
M 7	33 Indiana 32	(W)

Big Ten: 5th place

1932-33 (11-7, 6-6)

Coach: J. Craig Ruby
Captain: W.B. Owen

D 10	26 Bradley 21	(W)
D 17	24 Wabash 34	(L)
D 21	36 at Missouri 24	(W)
D 30	26 North Dakota 24	(W)
J 3	39 Detroit 28	(W)
J 7	27 Northwestern 25	(W)
J 9	22 Michigan 17	(W)
J 14	30 at Michigan 35	(L)
J 16	22 at Ohio State 33	(L)
J 21	27 at Northwestern 30	(L)
F 7	26 St. Louis 19	(W)
F 11	38 Wisconsin 25	(W)
F 13	29 Ohio State 31	(L)
F 18	26 at Minnesota 22	(W)
F 20	29 at Wisconsin 15	(W)
F 25	28 Minnesota 30	(L)
F 27	27 at Iowa 30	(L)
M 4	44 Iowa 16	(W)

Big Ten: 5th place (t)

1933-34 (13-6, 7-5)

Coach: J. Craig Ruby
Captain: H. Hellmich

D 10	21 St. Louis 22	(L)
D 16	37 Ill. Wesleyan 19	(W)
D 22	40 at Washington (St. Louis) 36	(W)
D 29	21 at Knox 18	(W)
D 30	37 at Augustana 26	(W)
J 3	31 Missouri 27	(W)
J 7	20 Wisconsin 17	(W)
J 8	21 at Purdue 36	(L)
J 13	32 at Chicago 26	(W)
J 15	14 at Iowa 36	(L)
J 20	34 Northwestern 20	(W)
F 6	38 Bradley 26	(W)
F 10	28 Indiana 25	(W)
F 12	42 Chicago 21	(W)
F 17	22 at Wisconsin 28	(L)
F 19	25 at Northwestern 32	(L)
F 24	24 at Indiana 36	(L)
F 26	35 Iowa 31	(W)
M 5	27 Purdue 26	(W)

Big Ten: 4th place

1934-35 (15-5, 9-3)

Coach: J. Craig Ruby
Captain: Frank Froschauer

D 10	55 Bradley 25	(W)
D 10	26 DePaul 27	(L)
D 14	30 Wabash 27	(W)
D 21	35 at Washington (St. Louis) 18	(W)
D 22	33 St. Louis U. 22	(W)
D 29	24 at Butler 39	(L)
J 1	35 at Wabash 28	(W)
J 5	28 Indiana 32	(L)
J 7	37 Purdue 36	(W)
J 12	44 at Ohio State 23	(W)
J 14	29 at Indiana 42	(L)
J 19	34 Michigan 22	(W)
F 5	27 Notre Dame 26	(W)
F 9	43 at Chicago 36	(W)
F 16	27 at Purdue 35	(L)
F 18	44 Ohio State 36	(W)
F 23	38 at Minnesota 34	(W)
F 25	39 Chicago 29	(W)
M 2	41 Minnesota 29	(W)
M 4	36 at Michigan 22	(W)

Big Ten: 1st place (t)

1935-36 (13-6, 7-5)

Coach: J. Craig Ruby
Captain: Howard J. Braun

D 7	35 St. Louis U. 27	(W)
D 11	40 Wabash 22	(W)
D 17	47 DePauw 14	(W)
D 20	26 at DePaul 24	(W)
D 28	48 at Knox 31	(W)
D 30	42 California 17	(W)
J 4	26 at Iowa 27	(L)
J 6	42 at Minnesota 19	(W)
J 11	29 at Wisconsin 27	(W)
J 13	13 Ohio State 18	(L)
J 18	28 Northwestern 40	(L)
F 5	23 at Notre Dame 33	(L)
F 10	36 Iowa 14	(W)
F 15	36 Wisconsin 20	(W)
F 17	39 at Northwestern 38	(W)
F 22	35 Minnesota 33	(W)
F 24	37 Michigan 42	(L)
F 29	30 at Ohio State 20	(W)
M 2	22 at Michigan 35	(L)

Big Ten: 3rd place (t)

Douglas R. Mills



11 years
(1951-66)

Doug Mills was not only an extremely successful basketball coach at Illinois, but one of the University's most prolific and long-standing administrators. He began his association with Fighting Illini athletics as a standout in both football and basketball. He starred in the backfield for legendary football coach Robert Zuppke from 1927-29 and helped the Illini win the national championships in '29. He also lettered for J. Craig Ruby's basketball squads from 1928-30. Mills became the first Illinois head basketball coach to lead his squad to three Big Ten crowns. Also included in his 11-year coaching tenure was the formation of the legendary "Whiz Kids" team of 1942 and '43. That team won back-to-back Big Ten crowns and captured the imagination of the entire nation with his high-speed brand of basketball. After retiring from the coaching ranks in 1947, Mills retained his position as athletic director until 1966.

1936-37 (14-4, 10-2)

Coach: Douglas R. Mills
Captain: Robert W. Riegel

D 8	51 Carroll 34	(W)
D 12	44 DePauw 24	(W)
D 19	44 Notre Dame 29	(W)
D 23	25 at DePaul 31	(L)
D 30	43 at Bradley 33	(W)
J 4	38 Northwestern 47	(L)
J 9	31 at Wisconsin 28	(W)
J 11	40 Indiana 31	(W)
J 16	42 Iowa 28	(W)
J 18	38 at Purdue 37	(W)
J 23	28 Chicago 22	(W)
F 6	33 at Notre Dame 41	(L)
F 13	34 at Chicago 26	(W)
F 15	34 Purdue 61	(L)
F 20	42 at Indiana 25	(W)
F 22	48 Wisconsin 31	(W)
F 27	40 at Iowa 29	(W)
M 6	32 at Northwestern 26	(W)

Big Ten: 1st place (t)

1937-38 (9-9, 4-8)

Coach: Douglas R. Mills
Captain: Louis Boudreau

D 7	48 Carroll 25	(W)
D 11	43 at Augustana 27	(W)
D 15	57 Washington (St. Louis) 24	(W)
D 18	60 at St. John's (N.Y.) 45	(W)
D 20	38 at Temple 51	(L)
D 28	33 Notre Dame 32	(W)
J 4	46 at Indiana 51 (OT)	(L)
J 8	37 at Michigan 45	(L)
J 10	51 Purdue 43	(W)
J 15	50 Chicago 34	(W)
J 17	29 Minnesota 41	(L)
J 22	26 at Ohio State 46	(L)
F 7	13 at Purdue 23	(L)
F 12	23 at Minnesota 28	(L)
F 19	42 Ohio State 34	(W)
F 21	39 at Chicago 43	(L)
F 28	36 Michigan 32	(W)
M 4	35 Indiana 45	(L)

Big Ten: 8th place (t)

1938-39 (14-5, 8-4)

Coach: Douglas R. Mills
Captain: Tom Nisbet

D 10	49 Washington U. 31	(W)
D 17	61 North Dakota 33	(W)
D 21	49 Connecticut St. 23	(W)
D 27	60 at Manhattan 41	(W)
D 29	28 at Villanova 22	(W)
J 3	35 Cornell 34	(W)
J 7	30 Michigan 20	(W)
J 9	28 Indiana 29	(L)
J 14	43 at Chicago 33	(W)
J 16	45 Ohio State 31	(W)
J 21	37 at Wisconsin 34	(W)
J 23	33 at Minnesota 35	(L)
F 3	24 Notre Dame 38	(L)
F 6	34 Iowa 26	(W)
F 11	30 at Purdue 34	(L)
F 13	35 at Michigan 28	(W)
F 20	35 Purdue 26	(W)
F 25	34 at Northwestern 36	(L)
F 27	49 at Chicago 26	(W)

Big Ten: 3rd place

1939-40 (14-6, 7-5)

Coach: Douglas R. Mills
Captain: William J. Hapac

D 6	37 Monmouth 19	(W)
D 6	60 Wabash 21	(W)
D 15	46 Carlestone 15	(W)
D 18	41 Princeton 25	(W)
D 27	42 Notre Dame 29	(W)
D 29	37 at Drake 32	(W)
J 1	37 at Butler 18	(W)
J 6	36 at Indiana 38	(L)
J 8	34 Chicago 33	(W)
J 13	31 at Ohio State 37	(L)
J 15	48 at Michigan 43	(W)
F 3	40 at Notre Dame 58	(L)
F 10	60 Minnesota 31	(W)
F 12	35 Northwestern 33	(W)
F 17	27 at Purdue 33	(L)
F 19	37 Wisconsin 35	(W)
F 24	51 Michigan 28	(W)
F 26	42 at Chicago 40	(W)
M 2	47 at Iowa 62	(L)
M 4	31 Purdue 34	(L)

Big Ten: 4th place (t)

1940-41 (13-7, 7-5)

Coach: Douglas R. Mills
Captain: John W. Drish

D 6	38 Georgia 34	(W)
D 20	41 Pittsburgh 43	(L)
D 23	41 at Notre Dame 39	(W)
D 26	56 at Manhattan 40	(W)
D 28	41 at Temple 42	(L)
D 31	40 at Marquette 32	(W)
J 2	45 Kansas State 29	(W)
J 6	49 Purdue 34	(W)
J 11	38 Indiana 48	(L)
J 13	47 Michigan 41	(W)
J 18	42 at Northwestern 41	(W)
J 29	53 Univ. of Mexico 30	(W)
F 3	29 at Purdue 46	(L)
F 8	38 at Minnesota 50	(W)
F 10	55 at Chicago 29	(L)
F 15	30 at Wisconsin 46	(L)
F 17	56 Iowa 53	(W)
F 22	31 at Michigan 47	(L)
F 24	53 Ohio State 36	(W)
M 1	52 Chicago 33	(W)

Big Ten: 3rd place (t)

1941-42 (18-5, 13-2)

Coach: Douglas R. Mills
Captain: William Hocking

D 9	45 Marquette 43	(W)
D 13	38 Chanute Field 40	(L)
D 17	52 Butler 50	(W)
D 20	49 at Detroit 34	(W)
D 23	48 Notre Dame 29	(W)
D 30	39 Harvard 33	(W)
J 3	55 at Wisconsin 40	(W)
J 10	44 at Michigan 40	(W)
J 12	58 at Ohio State 49	(W)
J 17	54 Chicago 26	(W)
J 19	42 Iowa 35	(W)
J 24	49 Minnesota 36	(W)
F 7	41 Northwestern 33	(W)
F 9	36 at Indiana 41	(L)
F 14	52 Michigan 29	(W)
F 16	41 at Minnesota 37	(W)
F 21	48 Ohio State 31	(W)
F 23	45 Wisconsin 43	(W)
F 28	63 at Northwestern 49	(W)
M 2	32 at Iowa 46	(L)
M 7	34 Purdue 32	(W)
M 20	44 Kentucky (at New Orleans) 46	(L)
M 21	34 Penn State (at New Orleans) 41	(L)

Big Ten: 1st place

1942-43 (17-1, 12-0)

Coach: Douglas R. Mills
Captain: Arthur F. Mathisen

D 7	38 Detroit 25	(W)
D 12	69 Nebraska 27	(W)
D 14	51 Missouri 30	(W)
D 19	57 Great Lakes 53	(W)
D 21	31 Camp Grant (at Rockford) 41	(L)
J 2	38 Stanford 26	(W)
J 9	47 Michigan 34	(W)
J 11	52 at Wisconsin 40	(W)
J 16	61 Iowa 41	(W)
J 18	66 Iowa 34	(W)

F 1	68 Northwestern 51	(W)
F 6	60 at Ohio State 48	(W)
F 8	50 at Ohio State 44	(W)
F 13	56 at Minnesota 35	(W)
F 15	67 at Minnesota 43	(W)
F 20	50 Wisconsin 26	(W)
F 27	86 at Northwestern 44	(W)
M 1	92 Chicago 25	(W)

Big Ten: 1st place (t)

1943-44 (11-9, 5-7)

Coach: Douglas R. Mills
Captain: (selected each game)

D 4	51 Alumni 35	(W)
D 7	56 Detroit 25	(W)
D 11	44 Great Lakes (at Chicago) 52	(L)
D 18	39 at Missouri 29	(W)
D 20	43 Kentucky 41	(W)
D 29	64 Great Lakes 51	(W)
J 3	45 at Wisconsin 43	(W)
J 7	38 Wisconsin 43	(L)
J 8	45 at Michigan 52	(L)
J 15	69 at Chicago 32	(W)
J 21	51 at Iowa 56	(L)
J 22	44 at Iowa 53	(L)
F 7	40 Kentucky 51	(L)
F 11	29 Northwestern 42	(L)
F 12	45 at DePaul 33	(W)
F 18	41 Ohio State 52	(L)
F 19	53 Ohio State 54	(L)
F 25	50 at Northwestern 47	(W)
M 3	50 Minnesota 32	(W)
M 4	53 Minnesota 27	(W)

Big Ten: 6th place

1944-45 (13-7, 7-5)

Coach: Douglas R. Mills
Captain: (selected each game)

D 2	64 Chanute Field 25	(W)
D 8	44 Great Lakes (at Chicago Stadium) 40	(W)
D 9	56 at Great Lakes 53	(W)
D 16	43 DePaul (at Chicago Stadium) 40	(W)
D 20	45 Great Lakes 52	(L)
D 29	77 Nebraska 39	(W)
J 1	56 DePaul 63	(W)
J 6	38 Michigan 43	(L)
J 13	55 at Michigan 37	(W)
J 19	51 Northwestern 42	(W)
J 26	43 Iowa 42	(W)
F 6	58 at Chanute Field 46	(W)
F 10	57 at Minnesota 35	(W)
F 12	71 Indiana 48	(W)
F 16	56 Ohio State 41	(W)
F 19	49 Minnesota 48	(W)
F 23	44 at Ohio State 60	(L)
F 24	45 Northwestern (at Chicago Stadium) 57	(L)
F 28	55 at Indiana 65	(L)
M 3	37 at Iowa 43	(L)

Big Ten: 3rd place

1945-46 (14-7, 7-5)

Coach: Douglas R. Mills

Captain: Walton Kirk, Jr.

D 1	52 Wright Field 56	(L)
D 5	54 St. Louis Univ. 46	(W)
D 8	58 Great Lakes 41	(W)
D 8	51 Great Lakes Hospital 23	(W)
D 11	51 Detroit 34	(W)
D 15	46 Ohio State 50	(L)
D 18	64 Drake 42	(W)
D 20	62 at Nebraska 51	(W)
D 22	39 at Iowa 41	(L)
D 29	56 DePaul 37	(W)
J 1	38 at Wisconsin 31	(W)
J 5	48 at Michigan 49	(L)
J 12	35 at Ohio State 41	(L)
J 14	45 at Northwestern 38	(W)
J 19	70 at Chicago 28	(W)
J 26	42 at Great Lakes 67	(L)
F 4	85 Chicago 24	(W)
F 9	49 Michigan 44	(W)
F 16	43 Northwestern 48	(L)
F 18	72 Wisconsin 53	(W)
F 23	57 Iowa 51	(W)

Big Ten: 5th place (t)

1946-47 (14-6, 8-4)

Coach: Douglas R. Mills

Captain: (selected each game)

D 6	87 Cornell 39	(W)
D 11	73 Marquette 40	(W)
D 14	58 Pittsburgh 31	(W)
D 16	50 at Missouri 55	(L)
D 20	58 at California 36	(W)
D 21	35 at California 53	(L)
D 28	72 Nebraska 37	(W)
J 1	47 at Wisconsin 53	(L)
J 4	94 Mexico 36	(W)
J 6	31 Minnesota 34	(L)
J 11	55 Northwestern 40	(W)
J 13	61 Ohio State 42	(W)
J 25	63 Wisconsin 37	(W)
F 1	59 at Ohio State 58	(W)
F 5	42 at Purdue 51	(L)
F 8	45 Iowa 36	(W)
F 15	59 Indiana 50	(W)
F 22	52 at Northwestern 51	(W)
F 24	45 at Michigan 36	(W)
M 1	41 at Indiana 48	(L)

Big Ten: 2nd place (t)

Harry Combes



**20 years
(316-150)**

Harry Combes only had to move across town after accepting the job as head coach at Illinois.

Prior to joining the Illini, he had been head coach at Champaign High School where he posted an astounding 254-46 record, including winning the state title in 1946. Once at Illinois he won three Big Ten titles in his first five seasons ('49, '51 and '52). It was also Combes who led the Fighting Illini to three third-place finishes in the NCAA Tournament in the four-year period from 1949-52. The squad won 79 of the 100 games during those four years. Illinois' 1952 Final Four appearance was the first officially recognized Final Four and the only Final Four appearance Illinois made until 1990. Until Lou Henson broke the record in 1990, Combes' 316 wins were the most wins ever by an Illinois head basketball coach. His 20 years as Illinois mentor still ranks as the longest coaching tenure in Illinois basketball history.

1947-48 (15-5, 7-5)

Coach: Harry Combes

Captain: Jack Burmaster

D 5	67 Coe College 27	(W)
D 8	40 Notre Dame 38	(W)
D 13	70 Pittsburgh 33	(W)
D 20	70 at Pennsylvania 44	(W)
D 22	71 Washington State 35	(W)
D 23	59 Washington State 42	(W)
J 1	77 Harvard 41	(W)
J 3	47 at Wisconsin 52	(L)
J 5	52 Northwestern 47	(W)
J 10	61 Ohio State 58	(W)
J 17	51 at Minnesota 59	(L)
J 19	46 Indiana 45	(W)
J 24	57 Wisconsin 36	(W)
J 28	88 at Marquette 66	(W)
F 7	57 Michigan 66	(L)
F 9	61 at Iowa 70	(L)
F 14	50 at Ohio State 57	(L)
F 21	98 Purdue 54	(W)
F 28	60 at Northwestern 43	(W)
M 1	52 at Indiana 51	(W)

Big Ten: 3rd place (t)

1948-49 (21-4, 10-2)

Coach: Harry Combes

Captain: Dwight Eddleman

D 3	67 Butler 62	(W)
D 8	59 at Notre Dame 58 (OT)	(W)
D 11	50 at DePaul 60	(L)
D 13	73 Oklahoma 68	(W)
D 18	80 Pennsylvania 61	(W)
D 20	89 DePaul 51	(W)
D 21	71 Cornell 47	(W)
D 29	77 Colgate 54	(W)
D 30	85 Colgate 55	(W)
J 3	62 Wisconsin 50	(W)
J 8	44 at Indiana 42	(W)
J 10	64 at Ohio State 63	(W)
J 15	96 Creighton 30	(W)
J 29	45 Minnesota 44	(W)
J 31	53 at Purdue 55	(L)
F 5	61 at Wisconsin 54	(W)
F 7	85 Northwestern 66	(W)
F 12	64 Ohio State 49	(W)
F 21	80 Iowa 49	(W)
F 26	81 at Northwestern 64	(W)
F 28	91 Indiana 68	(W)
M 7	53 at Michigan 70	(L)

Eastern NCAA Playoffs

M 21	71 Yale 67	(W)
M 22	47 Kentucky 76	(L)

Final NCAA Playoffs

M 26	57 Oregon State 53	(W)
------	--------------------	-----

Big Ten: 1st place

1949-50 (14-8, 7-5)

Coach: Harry Combes

Captain: William Erickson

D 3	60 at Butler 56	(W)
D 8	67 Toledo 51	(W)
D 10	47 at Oklahoma 55	(L)
D 14	65 Arkansas 53	(W)
D 17	57 Oklahoma 47	(W)
D 22	59 St. Louis U. 47	(W)
D 23	63 UCLA 65	(L)
D 27	58 Columbia 46	(W)
D 30	68 Princeton 61	(W)
J 2	50 at Wisconsin 59	(L)
J 7	62 at Ohio State 83	(L)
J 9	59 Purdue 54	(W)
J 16	76 Northwestern 50	(W)
J 21	66 Ohio State 50	(W)
F 1	42 at St. Louis 62	(L)
F 4	67 at Minnesota 57	(W)
F 11	65 at Iowa 70	(L)
F 13	72 Indiana 83	(L)
F 18	70 Michigan 60	(W)
F 25	76 Wisconsin 58	(W)
F 27	66 at Indiana 80	(L)
M 4	69 at Northwestern 52	(W)

Big Ten: 3rd place (t)

1950-51 (22-5, 13-1)

Coach: Harry Combes
Captain: Donald Sunderlage

D 4	66 Marquette 47	(W)
D 8	74 Oregon State 51	(W)
D 9	54 at Toledo 68	(L)
D 16	69 at DePaul 68	(W)
D 20	71 Washington State 48	(W)
D 22	75 Pennsylvania 65	(W)
D 28	65 DePaul 68	(L)
D 29	88 Butler 52	(W)
J 1	71 at Wisconsin 69 (OT)	(W)
J 6	70 Minnesota 62	(W)
J 8	72 at Iowa 69	(W)
J 13	68 Michigan 47	(W)
J 15	53 at Indiana 64	(L)
J 20	69 Iowa 53	(W)
F 5	85 at Purdue 76	(W)
F 10	63 Wisconsin 52	(W)
F 12	79 Ohio State 59	(W)
F 17	70 Purdue 65	(W)
F 19	71 Indiana 65	(W)
F 24	89 at Ohio State 69	(W)
M 3	80 at Northwestern 76	(W)
M 5	49 at Michigan State 43	(W)

NCAA Warmup

M 14	72 at Kansas State 91	(L)
------	-----------------------	-----

NCAA Eastern Playoffs

M 20	79 Columbia 71	(W)
M 22	84 North Carolina State 70	(W)
M 24	74 Kentucky 76	(L)

NCAA Final Playoff

M 27	61 Oklahoma A&M 46	(W)
------	--------------------	-----

Big Ten: 1st place

1951-52 (22-4, 12-2)

Coach: Harry Combes
Captain: Rodney Fletcher

D 8	68 at Butler 57	(W)
D 12	74 Loyola 66	(W)
D 18	69 Oklahoma 51	(W)
D 20	86 North Carolina 66	(W)
D 22	70 DePaul 61	(W)
D 28	73 UCLA 67	(W)
D 31	68 Marquette 57	(W)
J 5	52 at Minnesota 43	(W)
J 7	53 Wisconsin 49	(W)
J 12	67 at Michigan 51	(W)
J 14	78 Indiana 66	(W)
J 26	65 at DePaul 69	(L)
J 28	84 Purdue 57	(W)
F 2	66 Ohio State 62	(W)
F 9	68 Iowa 73	(L)
F 11	84 Michigan State 62	(W)
F 16	80 Ohio State 53	(W)
F 18	77 Indiana 70	(W)
F 23	78 Iowa 62	(W)
M 1	82 Purdue 71	(W)
M 3	95 Northwestern 74	(W)
M 8	48 at Wisconsin 58	(L)

NCAA Regional Playoffs

M 21	80 Dayton 61	(W)
M 22	74 Duquesne 68	(W)

NCAA Final Playoffs

M 25	59 St. John's 61	(L)
M 26	67 Santa Clara 64	(W)

Big Ten: 1st place

1952-53 (18-4, 14-4)

Coach: Harry Combes
Captain: Jim Bredar

D 10	71 Loyola 57	(W)
D 15	96 Michigan 66	(W)
D 20	75 Butler 58	(W)
D 23	73 at Minnesota 77	(L)
D 27	87 Ohio State 62	(W)
D 30	94 St. Mary's 65	(W)
J 5	87 at Purdue 71	(W)
J 10	71 Wisconsin 61	(W)
J 12	83 Northwestern 58	(W)
J 17	70 at Indiana 74 (OT)	(L)
J 19	76 at Michigan State 64	(W)
F 2	93 DePaul 50	(W)
F 7	65 at Wisconsin 61	(W)
F 9	92 at Michigan 62	(W)
F 14	80 Iowa 63	(W)
F 16	93 Purdue 67	(W)
F 21	62 at Iowa 67	(L)
F 23	83 Minnesota 82	(W)
F 28	79 Indiana 91	(L)
M 2	66 Michigan State 53	(W)
M 7	93 at Ohio State 74	(W)
M 9	86 at Northwestern 70	(W)

Big Ten: 2nd place

1953-54 (17-5, 10-4)

Coach: Harry Combes
Captain: John Kerr

D 1	85 Ohio University 54	(W)
D 5	86 at Oklahoma 61	(W)
D 9	80 Butler 48	(W)
D 12	77 Alabama 54	(W)
D 19	79 DePaul 65	(W)
D 21	60 Oklahoma A&M 65 (OT)	(L)
D 29	88 Utah State 61	(W)
J 2	72 Minnesota 84	(L)
J 4	66 at Northwestern 65	(W)
J 9	59 at Michigan State 60	(L)
J 11	90 Ohio State 76	(W)
J 16	82 at Ohio State 78	(W)
J 18	70 Iowa 79	(L)
F 1	71 at DePaul 61	(W)
F 6	87 Michigan 68	(W)
F 8	89 Purdue 55	(W)
F 13	70 at Wisconsin 64	(W)
F 20	74 at Iowa 51	(W)
F 22	66 Wisconsin 64	(W)
F 27	79 at Michigan 61	(W)
M 1	84 Northwestern 82	(W)
M 6	64 at Indiana 67	(L)

Big Ten: 3rd place (t)

1954-55 (17-5, 10-4)

Coach: Harry Combes
Captain: Appointed each game

D 2	88 Butler 34	(W)
D 4	77 Missouri 49	(W)
D 11	59 at Oklahoma A&M 53	(W)
D 15	97 Miami of Ohio 72	(W)
D 18	66 Notre Dame 57	(W)
D 21	86 at Rice 54	(W)
D 22	66 at Loyola (New Orleans) 72	(L)
J 1	64 Wisconsin 79	(L)
J 8	99 Indiana 75	(W)
J 10	83 at Purdue 73	(W)
J 15	86 at Ohio State 78	(W)
J 17	80 at Iowa 92	(L)
J 29	95 at Loyola (Chicago) 69	(W)
F 5	104 Northwestern 89	(W)
F 7	81 at Michigan 80	(W)
F 12	71 at Minnesota 78 (OT)	(W)
F 14	90 Michigan State 72	(L)
F 19	99 at Wisconsin 71	(W)
F 21	70 Iowa 89	(L)
F 26	85 Ohio State 77	(W)
F 28	81 Michigan 75	(W)
M 5	81 at Northwestern 69	(W)

Big Ten: 2nd place (t)

1955-56 (18-4, 11-3)

Coach: Harry Combes
Captain: Paul Judson

D 6	107 Butler 75	(W)
D 10	73 at Missouri 74	(L)
D 13	103 at Notre Dame 93	(W)
D 17	75 Washington Univ 74	(W)
D 19	97 DePaul 79	(W)
D 23	82 Oklahoma 58	(W)
D 29	102 Drake 66	(W)
J 2	73 Michigan State 65	(W)
J 9	96 Wisconsin 77	(W)
J 14	96 at Indiana 72	(W)
J 16	92 at Purdue 76	(W)
J 28	80 at DePaul 66	(W)
J 30	95 at Minnesota 84	(W)
F 6	92 Indiana 89	(W)
F 11	111 Ohio State 64	(W)
F 13	89 Michigan 66	(W)
F 18	96 at Michigan State 76	(W)
F 20	102 Purdue 77	(W)
F 25	84 at Ohio State 87	(L)
F 27	97 Minnesota 81	(W)
M 3	72 at Iowa 96	(L)
M 5	82 at Northwestern 83	(L)

Big Ten: 2nd place

1956-57 (14-8, 7-7)

Coach: Harry Combes
Captain: Harv Schmidt

D 5	98 Butler 81	(W)
D 8	69 at Oklahoma 58	(W)
D 15	83 Loyola (New Orleans) 72	(W)
D 17	62 San Francisco 33	(W)
D 21	82 at Dayton 65	(W)
D 22	70 at Kentucky 91	(L)
D 28	108 Princeton 87	(W)
J 5	88 at Minnesota 91	(L)
J 7	81 Iowa 70	(W)
J 12	79 at Wisconsin 63	(W)
J 14	112 Indiana 91	(W)
J 26	99 Notre Dame (at Chicago) 81	(W)
F 2	74 at Purdue 85	(L)
F 4	96 Ohio State 89	(W)
F 9	64 at Michigan State 70	(L)
F 11	104 Northwestern 97	(W)
F 16	89 at Michigan 102	(L)
F 18	83 Michigan State 89	(L)
F 23	80 Purdue 78	(W)
F 25	79 at Ohio State 72	(W)
M 2	75 Minnesota 86	(L)
M 4	76 at Indiana 84	(L)

Big Ten: 7th place

1957-58 (11-11, 5-9)

Coach: Harry Combes
Captain: John Paul

D 2	100 Marquette 90	(W)
D 7	75 DePaul 70	(W)
D 11	91 Butler 75	(W)
D 16	64 Colorado 46	(W)
D 18	85 Rice 82	(W)
D 21	60 at Iowa State 68	(L)
D 28	93 Miami (Ohio) 75	(W)
J 4	64 at Wisconsin 59	(W)
J 6	68 Iowa 70	(L)
J 11	82 at Indiana 89	(L)
J 13	70 Wisconsin 71	(L)
J 25	67 Notre Dame (at Chicago) 81	(L)
F 1	102 Northwestern 98	(W)
F 3	70 at Ohio State 78	(L)
F 8	81 at Michigan 88	(L)
F 10	99 Purdue 84	(W)
F 15	56 at Michigan State 69	(L)
F 17	94 Minnesota 87	(W)
F 22	79 at Iowa 83	(L)
M 1	88 Michigan 75	(W)
M 3	86 Indiana 96	(L)
M 8	72 at Northwestern 88	(L)

Big Ten: 8th place (t)

1958-59 (12-10, 7-7)

Coach: Harry Combes
Captain: Roger Taylor

D 2	103 Butler 79	(W)
D 6	53 at Marquette 69	(L)
D 13	85 College of Pacific 67	(W)
D 15	68 Iowa State 46	(W)
D 20	83 New York Univ. 78	(W)
D 23	71 Stanford 62	(W)
D 30	75 at Kentucky 76	(L)
J 3	81 Ohio State 80	(W)
J 5	77 at Wisconsin 51	(W)
J 10	96 Michigan State 97	(L)
J 12	103 Iowa 97	(W)
J 24	75 Notre Dame (at Chicago) 85	(L)
J 26	70 at Minnesota 81	(L)
J 31	81 at Purdue 102	(L)
F 2	85 Michigan 87	(L)
F 7	79 at Northwestern 88	(L)
F 9	89 at Indiana 83	(W)
F 16	93 Wisconsin 54	(W)
F 21	100 Indiana 98	(W)
F 28	72 at Iowa 70	(W)
M 2	95 at Michigan 101	(L)
M 7	81 Northwestern 84	(L)

Big Ten: 5th place (t)

1959-60 (16-7, 8-6)

Coach: Harry Combes
Captain: Mannie Jackson

D 2	83 Butler 75	(W)
D 12	93 Western Kentucky 80	(W)
D 14	89 Marquette 77	(W)
D 19	85 Ohio University 79	(W)
D 21	60 Oklahoma 57	(W)
D 28	48 at California 62	(L)
D 29	92 Northwestern (at Los Angeles) 79	(W)
D 30	74 Stanford 62	(W)
J 4	73 at Ohio State 97	(L)
J 9	90 Minnesota 82	(W)
J 11	81 at Purdue 75	(W)
J 16	96 Michigan State 88	(W)
J 18	70 at Minnesota 77	(L)
J 30	71 Notre Dame (at Chicago) 67	(W)
F 6	75 at Michigan 61	(W)
F 8	77 at Michigan State 78	(L)
F 13	93 Purdue 89 (2 OT)	(W)
F 15	81 Ohio State 109	(L)
F 20	63 at Wisconsin 75	(L)
F 22	78 Indiana 92	(L)
F 27	85 Iowa 70	(W)
F 29	90 Michigan 61	(W)
M 5	84 at Northwestern 77	(W)

Big Ten: 3rd place (t)

1960-61 (9-15, 5-9)

Coach: Harry Combes
Captain: (Appointed each game)

D 1	99 Creighton 74	(W)
D 5	84 Butler 52	(W)
D 12	81 at Colorado 90	(L)
D 17	87 at Marquette 96	(L)
D 19	79 Washington State 58	(W)
D 21	78 at Kentucky 83	(L)
D 20	54 California (at Kentucky) 72	(L)
D 27	68 at Butler 70	(L)
D 28	66 at Notre Dame 69	(L)
J 7	65 at Ohio State 91	(L)
J 14	88 Michigan 64	(W)
J 16	71 at Iowa 78	(L)
J 28	77 Notre Dame (at Chicago) 92	(W)
J 30	93 Michigan State 92	(W)
F 4	65 at Minnesota 60	(W)
F 6	77 Wisconsin 73	(W)
F 11	73 at Purdue 89	(L)
F 18	72 Northwestern 78	(L)
F 20	80 at Michigan State 90	(L)
F 25	82 at Indiana 93	(L)
F 27	76 Minnesota 85	(L)
M 4	85 Purdue 75	(W)
M 6	66 at Michigan 74	(L)
M 11	66 Ohio State 95	(L)

Big Ten: 7th place

1961-62 (15-8, 7-7)

Coach: Harry Combes
Captain: Jerry Colangelo

D 1	82 Butler 72	(W)
D 9	72 at Oklahoma 60	(W)
D 12	70 Creighton 61	(W)
D 16	82 Iowa State 73	(W)
D 18	81 Xavier 69	(W)
D 23	60 Cornell 72	(L)
D 28	61 Manhattan (at Chicago) 56	(W)
D 30	88 Colgate (at Chicago) 50	(W)
J 6	91 Michigan 71	(W)
J 8	89 at Purdue 96	(L)
J 13	66 at Michigan State 65	(W)
J 28	85 Notre Dame (at Chicago) 77	(W)
J 29	81 Wisconsin 85	(L)
F 3	96 Indiana 85	(W)
F 5	89 Minnesota 80	(W)
F 10	91 at Iowa 81	(W)
F 12	88 Northwestern 70	(W)
F 17	88 Purdue 100	(L)
F 19	101 at Wisconsin 103	(L)
F 24	79 at Ohio State 102	(L)
M 3	78 Iowa 88	(L)
M 5	92 at Indiana 104	(L)
M 10	73 at Northwestern 69	(W)

Big Ten: 4th place (t)

1962-63 (20-6, 11-3)

Coach: Harry Combes
Captain: Bob Starnes

N 30	66 Butler 49	(W)
D 6	99 Washington Univ. 55	(W)
D 15	76 at Iowa State 73	(W)
D 17	90 San Jose State 64	(W)
D 22	93 Oklahoma 90	(W)
D 26	98 Pennsylvania (at New York) 66	(W)
D 28	91 at New York 84	(W)
D 29	92 Western Virginia (at New York) 74	(W)
D 31	88 Notre Dame (at Chicago) 90	(L)
J 5	85 at Iowa 76	(W)
J 7	90 Ohio State 78	(W)
J 12	106 Purdue 82	(W)
J 14	78 at Northwestern 76	(W)
J 26	53 Cincinnati (at Chicago) 62	(L)
F 4	104 Indiana 101	(W)
F 9	91 Michigan State 86	(W)
F 11	77 at Wisconsin 84	(L)
F 16	100 at Indiana 103	(L)
F 19	87 at Purdue 79	(W)
F 23	89 Wisconsin 77	(W)
F 25	81 at Minnesota 70	(W)
M 2	81 at Michigan 84	(L)
M 4	79 Northwestern 73	(W)
M 9	73 Iowa 69	(W)

NCAA Regional

M 15	70 Bowling Green 67	(W)
M 16	64 Loyola (Ill.) 79	(L)

Big Ten: 1st place (t)

1963-64 (13-11, 6-8)

Coach: Harry Combes
Captain: Bill Edwards

N 30	59 at Butler 52	(W)
D 4	78 St. Louis 81	(L)
D 9	104 at Oklahoma 105	(L)
D 14	79 Notre Dame 68	(W)
D 19	74 Butler 53	(W)
D 26	92 West Virginia (at Los Angeles) 86	(W)
D 27	83 Pittsburgh (at Los Angeles) 76	(W)
D 28	79 at UCLA 83	(L)
D 31	87 Notre Dame (at Chicago) 78	(W)
J 4	87 Michigan State 66	(W)
J 11	87 at Iowa 70	(W)
J 25	97 Arizona State (at Chicago) 78	(W)
F 1	73 Northwestern 71	(W)
F 3	96 at Indiana 104	(L)
F 8	82 Michigan 93	(L)
F 10	92 at Ohio State 110	(L)
F 15	81 at Minnesota 92	(L)
F 17	82 at Michigan State 85	(L)
F 22	86 Minnesota 78	(W)
F 24	74 at Purdue 85	(L)
F 29	83 at Michigan 89	(L)
M 2	74 Ohio State 86	(L)
M 7	97 Wisconsin 73	(W)
M 9	90 Iowa 67	(W)

Big Ten: 6th place (t)

1964-65 (18-6, 10-4)

Coach: Harry Combes
Captain: Skip Thoren

D 4	110 UCLA 83	(W)
D 5	64 at St. Louis 79	(L)
D 8	100 Bowling Green 62	(W)
D 12	103 Washington Univ. 59	(W)
D 15	70 at Wisconsin 56	(W)
D 18	104 at Dayton 86	(W)
D 19	91 at Kentucky 86	(W)
D 26	102 New York Univ. (at Philadelphia) 79	(W)
D 28	71 at St. Joseph's (Philadelphia) 75	(L)
D 29	74 at Villanova 65	(W)
J 4	86 Indiana 81	(W)
J 9	83 at Michigan 89	(L)
J 16	75 Minnesota 72	(W)
J 30	101 Notre Dame (at Chicago) 87	(W)
F 6	121 Purdue 93	(W)
F 8	86 Ohio State 71	(W)
F 13	90 at Minnesota 105	(L)
F 16	95 Ohio State 72	(W)
F 20	113 at Michigan State 94	(W)
F 23	97 Iowa 80	(W)
F 27	79 Michigan 80	(L)
M 2	93 at Northwestern 70	(W)
M 6	84 at Iowa 94	(L)
M 9	121 Michigan State 89	(W)

Big Ten: 3rd place

1965-66 (12-12, 8-6)

Coach: Harry Combes
Captain: Don Freeman

D 1	88 Butler 74	(W)
D 2	98 at Brigham Young 109	(L)
D 4	79 at UCLA 97	(L)
D 9	68 Kentucky 86	(L)
D 11	96 West Virginia 86	(W)
D 14	90 at Wisconsin 70	(W)
D 18	81 Princeton (at Chicago) 84	(L)
D 27	96 Georgetown (at New York) 94	(W)
D 28	79 Providence (at New York) 81	(L)
D 30	69 Army (at New York) 78	(L)
J 8	98 at Indiana 84	(W)
J 11	80 Wisconsin 64	(W)
J 15	87 at Purdue 93	(L)
J 28	120 Notre Dame (at Chicago) 92	(W)
F 1	99 at Michigan 93	(W)
F 5	78 Ohio State 77	(W)
F 7	77 Northwestern 80	(L)
F 12	77 Indiana 81	(L)
F 19	100 Minnesota 89	(W)
F 22	66 at Michigan State 68	(L)
F 26	92 at Minnesota 94	(L)
F 28	98 Purdue 81	(W)
M 5	106 Iowa 90	(W)
M 7	76 at Northwestern 84	(L)

Big Ten: 3rd place (t)

1966-67 (12-12, 6-8)

Coach: Harry Combes
Captain: Jim Dawson

D 3	82 Butler 51	(W)
D 5	98 at Kentucky 97	(W)
D 10	88 at West Virginia 90	(L)
D 19	87 Wisconsin 74	(W)
D 21	81 Stanford 67	(W)
D 23	97 California (at Chicago) 87	(W)
D 27	93 Arizona (at Los Angeles) 77	(W)
D 29	72 Southern Cal (at Los Angeles) 73	(L)
D 30	83 Georgia Tech (at Los Angeles) 71	(W)
J 7	74 Michigan State 76	(L)
J 10	96 at Northwestern 104	(L)
J 14	99 Michigan 93	(W)
J 28	75 Notre Dame (at Chicago) 90	(L)
J 29	82 UCLA (at Chicago) 120	(L)
F 4	93 Northwestern 83	(W)
F 7	89 at Iowa 96	(L)
F 11	81 at Minnesota 93	(L)
F 18	94 Purdue 92	(W)
F 20	81 at Indiana 96	(L)
F 25	86 at Purdue 98	(L)
F 27	84 Minnesota 71	(W)
M 4	80 Indiana 70	(W)
M 6	79 at Ohio State 100	(L)
M 11	92 at Wisconsin 102	(L)

Big Ten: 7th place (t)

Harv Schmidt



**7 years
(89-77)**

Harv Schmidt, a former all-time great player at Illinois, returned to his alma mater in 1968 after serving as an assistant at New Mexico for three years. Within three years of his arrival, he had brought Illinois back to among the elite programs in the Big Ten. The beginning of his tenure marked what possibly was the high-water mark in fan enthusiasm. Illinois led the nation in attendance in 1970, averaging 16,128 per home contest, as students routinely camped out for tickets outside the newly opened, state-of-the-art Assembly Hall.

1967-68 (11-13, 6-8)

Coach: Harv Schmidt
Captain: Ben Louis

D 2	75 at Butler 57	(W)
D 9	46 Houston 54	(L)
D 14	63 Brigham Young 55	(W)
D 15	42 at Tennessee 66	(L)
D 16	57 Army (at Tennessee) 65	(L)
D 22	72 at Stanford 74	(L)
D 23	72 at California 89	(L)
D 28	65 Georgia Tech (at Chicago) 54	(W)
D 30	68 Texas-El Paso (at Chicago) 50	(W)
J 6	66 Michigan State 56	(W)
J 9	60 Indiana 61 (OT)	(L)
J 13	61 at Minnesota 60	(W)
J 27	68 Notre Dame (at Chicago) 67	(W)
F 3	66 Iowa 63	(W)
F 6	68 at Wisconsin 60	(W)
F 10	71 at Northwestern 78	(L)
F 13	65 Michigan 67	(L)
F 17	68 Purdue 75	(L)
F 20	72 at Michigan 64	(W)
F 24	62 Northwestern 61	(W)
F 26	75 at Ohio State 95	(L)
M 2	56 at Iowa 61	(L)
M 4	64 Ohio State 67	(L)
M 9	59 at Michigan State 62	(L)

Big Ten: 7th place (t)

1968-69 (19-5, 9-5)

Coach: Harv Schmidt
Captain: Dave Scholz

D 2	105 Butler 66	(W)
D 6	69 at Creighton 66	(W)
D 9	83 North Dakota 51	(W)
D 14	75 Iowa State 48	(W)
D 17	95 Ohio University 82	(W)
D 19	105 Tulane 71	(W)
D 21	97 at Houston 84	(W)
D 27	90 Creighton (at Miami) 77	(W)
D 28	86 at Miami 76	(W)
J 4	80 Minnesota 58	(W)
J 7	84 at Purdue 98	(L)
J 11	82 at Northwestern 77 (OT)	(W)
J 25	91 Notre Dame (at Chicago) 57	(W)
J 28	67 at Ohio State 76	(L)
F 1	86 Wisconsin 73	(W)
F 8	98 Iowa 69	(W)
F 11	87 at Michigan 92	(L)
F 15	70 at Michigan State 75	(L)
F 18	73 Ohio State 57	(W)
F 22	100 Michigan 92	(W)
F 25	53 at Iowa 74	(L)
M 1	77 at Indiana 64	(W)
M 4	71 Michigan State 57	(W)
M 8	78 Northwestern 68	(W)

Big Ten: 2nd place (t)

1969-70 (15-9, 8-6)

Coach: Harv Schmidt
Captains: Mike Price, Randy Crews

D 2	83 Butler 67	(W)
D 6	81 at Georgia 70	(W)
D 8	91 DePauw 57	(W)
D 13	57 Creighton 51	(W)
D 18	82 Detroit 65	(W)
D 20	66 Wichita State (at Chicago) 63	(W)
D 27	58 at Washington State 59	(L)
D 29	86 Michigan St. (at Portland) 77	(W)
D 30	62 Southern Cal. (at Portland) 65	(L)
J 3	74 at Wisconsin 69	(W)
J 6	94 Indiana 74	(W)
J 10	77 Ohio State 59	(W)
J 13	101 at Northwestern 80	(W)
J 17	75 at Michigan 73	(W)
J 31	83 Notre Dame (at Chicago) 86	(L)
F 3	65 Wisconsin 66	(L)
F 7	73 at Minnesota 82	(L)
F 14	49 at Purdue 83	(L)
F 17	81 Iowa 83	(L)
F 21	81 Purdue 88	(L)
F 24	74 at Michigan State 67	(W)
F 28	75 Minnesota 73	(W)
M 3	85 at Indiana 75	(W)
M 7	76 Michigan State 81	(L)

Big Ten: 3rd place (t)

1970-71 (11-12, 5-9)

Coach: Harv Schmidt
Captains: Rick Howat, Fred Miller

D 1	113 Butler 102	(W)
D 5	72 Oklahoma 74	(L)
D 8	96 Vanderbilt 79	(W)
D 12	78 at Iowa State 63	(W)
D 14	82 Northern Michigan 70	(W)
D 16	76 Villanova (at Honolulu) 89	(L)
D 30	78 St. Louis Univ. (at Honolulu) 60	(W)
J 9	89 Michigan State 61	(W)
J 12	84 Wisconsin 82	(W)
J 16	69 at Michigan State 67	(W)
J 29	68 Southern Cal (at Chicago) 81	(L)
J 30	69 Notre Dame (at Chicago) 66 (OT)	(W)
F 2	84 at Iowa 92	(L)
F 6	93 Minnesota 78	(W)
F 13	72 at Ohio State 92	(L)
F 16	70 Purdue 73	(L)
F 20	86 Indiana 88	(L)
F 23	84 at Wisconsin 88	(L)
F 27	64 at Minnesota 80	(L)
M 2	74 Michigan 75	(L)
M 6	93 at Purdue 99	(L)
M 9	70 Northwestern 85	(L)
M 13	103 at Indiana 87	(W)

Big Ten: 5th place (t)

1971-72 (14-10, 5-9)

Coach: Harv Schmidt
Captain: Jim Krelle

D 1	73 Butler 71	(W)
D 4	70 at Oklahoma 65	(W)
D 7	96 South Dakota 56	(W)
D 10	79 at Tulane 68	(W)
D 11	94 at Loyola (New Orleans) 74	(W)
D 16	84 Georgia 78	(W)
D 23	92 at Vanderbilt 95	(L)
D 28	74 North Carolina State 72 (at Jacksonville, FL)	(W)
D 29	76 Florida (at Jacksonville) 75	(W)
J 8	67 at Northwestern 63	(W)
J 11	70 Michigan 75	(L)
J 15	74 Purdue 85	(L)
J 28	81 Notre Dame (at Chicago) 59	(W)
F 5	68 Northwestern 59	(W)
F 8	79 at Michigan State 89	(L)
F 12	83 at Michigan 105	(L)
F 15	84 at Iowa 87	(L)
F 19	64 Ohio State 62	(W)
F 22	71 Indiana 90	(L)
F 26	91 Wisconsin 86	(W)
F 29	70 at Ohio State 103	(L)
M 4	62 at Minnesota 91	(L)
M 7	91 Iowa 84	(W)
M 11	84 at Wisconsin 97	(L)

Big Ten: 8th place (t)

1972-73 (14-10, 8-6)

Coach: Harv Schmidt
Captain: Nick Weatherspoon

D 2	100 DePauw 68	(W)
D 4	80 Valparaiso 62	(W)
D 9	77 at Detroit 79 (OT)	(L)
D 12	74 Iowa State 60	(W)
D 19	86 Furman 81	(W)
D 22	72 at Southern California 75	(L)
D 29	82 Temple (at New Orleans) 77	(W)
D 30	64 UCLA (at New Orleans) 71	(L)
J 6	80 at Purdue 91	(L)
J 8	76 Wisconsin 74	(W)
J 13	80 Iowa 78	(W)
J 25	87 Notre Dame (at Chicago) 84	(W)
J 27	76 South Carolina (at Chicago) 86	(L)
F 3	76 Michigan 75	(W)
F 5	84 at Northwestern 77	(W)
F 10	88 at Wisconsin 99	(L)
F 12	66 at Indiana 87	(L)
F 17	79 Ohio State 68	(W)
F 19	73 Minnesota 82	(L)
F 24	81 Michigan State 71	(W)
F 26	96 at Michigan 89	(W)
M 3	64 at Ohio State 65	(L)
M 5	77 Northwestern 76	(W)
M 10	76 at Iowa 93	(L)

Big Ten: 3rd place (t)

1973-74 (5-18, 2-12)

Coach: Harv Schmidt
Captain: Jeff Dawson

N 30	80 at Arizona 101	(L)
D 3	99 Tulane 78	(W)
D 8	60 Southern Cal 71	(L)
D 11	64 Detroit 60	(W)
D 14	87 Northern Michigan 72	(W)
D 27	60 at St. John's (N.Y.) 76	(L)
D 29	83 Duquesne (at New York) 85	(L)
J 5	75 at Ohio State 73	(W)
J 12	69 Purdue 91	(L)
J 14	82 Michigan State 90	(L)
J 19	75 at Wisconsin 101	(L)
J 24	88 Bradley (at Chicago) 105	(L)
J 26	86 Jacksonville 89	(L)
J 28	82 at Michigan State 93	(L)
F 2	77 Michigan 101	(L)
F 9	67 at Indiana 107	(L)
F 11	61 at Minnesota 80	(L)
F 16	75 at Northwestern 86	(L)
F 18	83 Indiana 101	(L)
F 23	91 Iowa 84	(W)
F 25	52 Minnesota 72	(L)
M 2	83 at Purdue 94	(L)
M 9	78 Ohio State 79	(L)

Big Ten: 10th place

Gene Bartow



**1 year
(8-18)**

Brought to Illinois to continue the magical rebuilding jobs he had undertaken at Valparaiso and Memphis State, Gene Bartow was counted on by Athletic Director Cecil Coleman to restore the successful level of play fans had become accustomed to in the past few decades. However, Bartow's stay in Champaign was short-lived, lasting only one year and producing an 8-18 record. The lure away from Illinois was a strong one for Bartow; he was hired away by UCLA to replace legendary Bruin coach John Wooden.

1974-75 (8-18, 4-14)

Coach: Gene Bartow
Captain: Rick Schmidt

D 3	69 Valparaiso 58	(W)
D 7	96 DePauw 53	(W)
D 9	77 at Iowa St. 71	(W)
D 13	66 at Arizona 78	(L)
D 14	69 at Arizona St. 91	(L)
D 27	76 Stanford (at Albuquerque) 89	(L)
D 28	79 Army (at Albuquerque) 70	(W)
J 2	84 Michigan 86	(L)
J 4	70 at Iowa 95	(L)
J 6	47 at Minnesota 75	(L)
J 11	64 Northwestern 60	(W)
J 13	72 Wisconsin 56	(W)
J 18	67 Purdue 86	(L)
J 23	69 Tulane 81	(L)
J 25	66 at Ohio State 62	(W)
J 27	57 at Indiana 73	(L)
F 1	60 Michigan State 75	(L)
F 3	50 Minnesota 56	(L)
F 8	47 at Northwestern 51	(L)
F 10	70 at Wisconsin 76	(L)
F 15	91 at Purdue 114	(L)
F 22	83 Ohio State 78	(W)
F 24	89 Indiana 112	(L)
M 1	82 at Michigan State 96	(L)
M 3	75 at Michigan 77	(L)
M 8	70 Iowa 73	(L)

Big Ten: 9th place (t)

Lou Henson



**17 years
(350-175)**

Lou Henson, the all-time winningest coach in Illinois basketball history, currently ranks No. 5 on the all-time active coaching list for wins with 590. Upon arriving in Champaign, he resurrected the Illinois program to where it once stood and in the ensuing years, brought Illinois

basketball to heights never attained before. The Henson era needed a couple of years to get on track. His first four years at Illinois produced a sixth-place and three seventh-place Big Ten finishes. Henson-led teams won 20 games in 11 of the ensuing 13 years and, at one point, topped the 20-win plateau an amazing nine years in a row (1983-91) for a Big Ten record. Illinois has become a national power under Henson, being selected to the NCAA tournament nine times in all, including eight times during the 1980s. The highlight of the postseason competition came in 1989 when the spectacular Flying Illini team won a school-record 31 contests and was narrowly defeated by Michigan in a national semifinal game in Seattle. Henson's Illini were also seeded among the top four in their regional for six consecutive years (1984-89) for the second-longest such streak (next to North Carolina) ever. Illinois finished in the upper division in the Big Ten nine consecutive seasons (1983-91), and had 11 straight years of producing a plus-500 Big Ten record from 1981 to 1991, the fifth-longest streak of that kind in Big Ten history.

1975-76 (14-13, 7-11)

Coach: Lou Henson
Captain: Appointed each game

N 28	60 at Nebraska 58	(W)
D 1	73 Kent State 54	(W)
D 4	67 Missouri (Rolla) 65	(W)
D 6	67 New Mexico 66	(W)
D 8	90 North Dakota St. 73	(W)
D 11	73 at Furman 75	(L)
D 13	58 at Southern Cal. 62	(L)
D 20	66 Arizona 60	(W)
D 22	106 Rice 64	(W)
J 3	60 at Iowa 84	(L)
J 8	68 at Minnesota 77	(L)
J 10	74 Northwestern 69	(W)
J 12	71 Wisconsin 61	(W)
J 17	55 Indiana 83	(L)
J 19	63 at Ohio State 64	(L)
J 24	63 Michigan State 74	(L)
J 26	76 Michigan 75	(W)
J 31	71 Purdue 63	(W)
F 2	62 Minnesota 72	(L)
F 7	61 at Northwestern 55	(W)
F 9	70 at Wisconsin 59	(W)
F 14	48 at Indiana 58	(L)
F 16	91 Ohio State 73	(W)
F 21	59 at Michigan State 69	(L)
F 23	75 at Michigan 90	(L)
F 28	62 at Purdue 81	(L)
M 6	70 Iowa 82	(L)

Big Ten: 7th place (t)

1976-77 (16-14, 8-10)

Coach: Lou Henson
Captain: Audie Matthews

N 26	68 at St. Louis 65	(W)
D 3	75 at Missouri 76	(L)
D 4	54 St. Louis (at Columbia, Mo.) 46	(W)
D 8	84 San Jose State 70	(W)
D 11	67 Nebraska 63	(W)
D 13	72 Cleveland State 70	(W)
D 17	67 Cal Poly (San Luis Obispo) 65	(W)
D 18	80 Arizona State 74	(W)
D 27	66 Houston (at Honolulu) 69	(L)
D 29	73 William & Mary (at Honolulu) 64	(W)
D 30	52 St. John's (N.Y.) (at Honolulu) 56	(L)
J 1	70 at Long Beach State 84	(L)
J 6	89 at Ohio State 72	(W)
J 8	60 at Indiana 80	(L)
J 13	69 Minnesota 83	(W*)
J 15	81 Iowa 84 (OT)	(L)
J 20	58 at Michigan State 67	(L)
J 22	61 at Michigan 66	(L)
J 24	71 Northwestern 68	(W)
J 29	63 at Purdue 66	(L)
F 3	82 Wisconsin 72	(W)
F 5	71 Purdue 70	(W)
F 10	65 at Northwestern 63	(W)
F 12	50 at Wisconsin 62	(L)
F 17	73 Indiana 69	(W)
F 19	60 Ohio State 64	(L)
F 24	64 at Iowa 76	(L)
F 26	70 at Minnesota 72	(W*)
M 3	72 Michigan 87	(L)
M 5	61 Michigan State 62	(L)

*Later forfeited to Illinois

Big Ten: 6th place

1977-78 (13-14, 7-11)

Coach: Lou Henson
Captain: Audie Matthews

N 25	64 North Carolina-Charlotte 68	(L)
N 28	113 Arizona 107	(W)
D 1	82 Southern Cal 59	(W)
D 3	84 at South Carolina 68	(W)
D 6	96 Missouri 85	(W)
D 16	81 Brigham Young 74	(W)
D 28	75 Washington St. (at Portland) 82	(L)
D 29	86 Oregon (at Portland) 80	(W)
D 30	68 Washington (at Portland) 81	(L)
J 5	85 at Purdue 95	(L)
J 7	65 at Indiana 64	(W)
J 12	70 Michigan State 82	(L)
J 14	65 Michigan 61	(W)
J 19	66 at Minnesota 70	(L)
J 21	73 Northwestern 64	(W)
J 26	70 at Iowa 61	(W)
J 30	84 Ohio State 87	(L)
F 2	74 Wisconsin 71	(W)
F 4	65 at Ohio State 70	(L)
F 9	61 at Northwestern 72	(L)
F 11	73 at Wisconsin 80	(L)
F 16	69 Minnesota 75	(L)
F 18	77 Iowa 76	(W)
F 23	96 at Michigan 107	(L)
F 25	67 at Michigan State 89	(L)
M 2	68 Indiana 77	(L)
M 4	67 Purdue 66	(W)

Big Ten: 7th place

1978-79 (19-11, 7-11)

Coach: Lou Henson
Captain: Larry Lubin

N 24	109 Texas (Arlington) 74	(W)
N 28	81 Denver 57	(W)
D 2	65 at Tulane 60	(W)
D 5	69 at Missouri 57	(W)
D 8	64 South Carolina 57	(W)
D 9	86 Centenary 60	(W)
D 16	82 at Kent State 44	(W)
D 22	64 Syracuse (at Lexington, Ky.) 61	(W)
D 23	71 Texas A&M (at Lexington, Ky.) 57	(W)
D 28	84 Western Michigan 79	(W)
	(at Anchorage, Alaska)	
D 29	88 Ozarks (at Anchorage, Alaska) 82	(W)
D 30	92 at Alaska (Anchorage) 80	(W)
J 4	65 Indiana 61	(W)
J 6	74 at Northwestern 56	(W)
J 11	57 Michigan State 55	(W)
J 13	66 Ohio State 69 (OT)	(L)
J 18	81 at Wisconsin 74	(W)
J 20	57 Purdue 69	(L)
J 25	52 at Iowa 58	(L)
J 27	54 Michigan 56	(L)
F 1	67 Minnesota 57	(W)
F 3	65 at Michigan 74	(L)
F 8	65 at Purdue 71	(L)
F 10	59 at Minnesota 57	(W)
F 15	81 Wisconsin 64	(W)
F 17	53 Iowa 67	(L)
F 22	55 at Ohio State 73	(L)
F 24	62 at Michigan State 76	(L)
M 1	64 Northwestern 71	(L)
M 3	60 Indiana 72	(L)

Big Ten: 7th place

1979-80 (22-13, 8-10)

Coach: Lou Henson
Captains: Levi Cobb, Neil Bresnahan

N 30	86 at Brigham Young 76	(W)
D 4	66 Missouri 67 (OT)	(L)
D 6	74 Kent State 65	(W)
D 8	77 Long Beach State 60	(W)
D 10	79 at Texas Christian 64	(W)
D 11	91 Missouri-St. Louis 65	(W)
D 14	94 Kentucky State 65	(W)
D 15	47 Illinois State 40	(W)
D 22	78 Marquette 80	(L)
D 28	75 Army (at Honolulu) 48	(W)
D 29	77 Louisville (at Honolulu) 64	(W)
D 30	94 at Hawaii 82	(W)
J 3	71 Iowa 72	(L)
J 5	81 Northwestern 71	(W)
J 10	66 at Purdue 74	(L)
J 12	75 at Minnesota 79	(L)
J 17	80 Michigan 69	(W)
J 19	69 at Wisconsin 64	(W)
J 24	76 Ohio State 79	(L)
J 26	74 Michigan State 65	(W)
J 31	54 at Indiana 60	(L)
F 2	59 at Michigan State 68	(L)
F 7	67 Wisconsin 50	(W)
F 9	89 Indiana 68	(W)
F 14	76 at Michigan 78	(L)
F 16	57 at Ohio State 71	(L)
F 21	60 Minnesota 58 (OT)	(W)
F 23	69 Purdue 72	(L)
F 28	90 at Northwestern 66	(W)
M 1	71 at Iowa 75	(L)

National Invitation Tournament

M 5	105 Loyola (Chicago) 87	(W)
M 10	75 Illinois State 65	(W)
M 13	65 Murray State 63	(W)
M 17	63 Minnesota (at New York) 65	(L)
M 19	84 Nevada-Las Vegas (at New York) 74	(W)

Big Ten: 6th place (I)

1980-81 (21-8, 12-6)

Coach: Lou Henson
Captains: Derek Holcomb, Eddie Johnson, Mark Smith

N 29	98 Loyola Marymount 65	(W)
D 6	87 Texas Christian 55	(W)
D 10	84 Missouri (at St. Louis) 62	(W)
D 13	69 at Marquette 68	(W)
D 19	75 Brigham Young (at Knoxville) 80	(L)
D 20	106 Iona (at Knoxville) 84	(W)
D 26	84 Ohio Univ. 54	(W)
D 27	93 Oklahoma 63	(W)
J 3	104 Southern Illinois-Edwardsville 68	(W)
J 8	88 at Northwestern 64	(W)
J 10	61 at Indiana 78	(L)
J 15	87 Purdue 65	(W)
J 17	80 Minnesota 76	(W)
J 22	76 at Michigan 80 (OT)	(L)
J 24	45 Wisconsin 54	(L)
J 29	71 at Michigan State 70	(W)
J 31	79 Iowa 66	(W)
F 5	82 Ohio State 63	(W)
F 7	66 at Iowa 72	(L)
F 12	84 at Wisconsin 65	(W)
F 14	63 at Ohio State 57	(W)
F 19	67 Michigan 64	(W)
F 21	82 Michigan State 62	(W)
F 26	59 at Minnesota 76	(L)
F 28	81 at Purdue 70	(W)
M 5	66 Indiana 69	(L)
M 7	98 Northwestern 76	(W)

NCAA Regional

M 14	67 Wyoming (at Los Angeles) 65	(W)
M 19	52 Kansas State (at Salt Lake City) 57	(L)

Big Ten: 3rd place

1981-82 (18-11, 10-8)

Coach: Lou Henson
Captains: James Griffin, Perry Range, Craig Tucker

N 28	87 at Loyola (Ill.) 83 (OT)	(W)
D 5	55 Kansas State 49	(W)
D 8	68 Missouri (at St. Louis) 78 (OT)	(L)
D 11	72 Army 37	(W)
D 12	76 Texas A&M 63	(W)
D 19	53 St. Louis Univ. 43	(W)
D 22	90 North Dakota State 61	(W)
D 28	56 Bowling Green (at Toledo) 51	(W)
D 29	51 at Toledo 71	(L)
J 7	60 at Northwestern 50	(W)
J 9	50 at Iowa 56	(L)
J 14	50 Ohio State 51 (OT)	(L)
J 16	55 Michigan State 51	(W)
J 21	53 Indiana 54	(L)
J 23	64 at Minnesota 57	(W)
J 28	63 at Purdue 48	(W)
J 30	79 Michigan 61	(W)
F 4	88 Wisconsin 54	(W)
F 6	53 at Michigan 58	(L)
F 11	60 at Indiana 73	(L)
F 13	68 at Wisconsin 60	(W)
F 18	44 Purdue 52	(L)
F 20	77 Minnesota 65	(W)
F 25	47 at Michigan State 56	(L)
F 27	53 at Ohio State 63	(L)

M 4 73 Iowa 67 (OT) (W)
 M 6 85 Northwestern 65 (W)
National Invitation Tournament
 M 10 126 Long Island 78 (W)
 M 15 58 Dayton 61 (L)
 Big Ten: 6th place

1982-83 (21-11, 11-7)

Coach: Lou Henson
Captains: Kevin Bontemps, Derek Harper, Bryan Leonard

N 26 47 Vanderbilt (at Anchorage, AK) 58 (L)
 N 27 72 Texas A&M (at Anchorage, AK) 70 (W)
 N 28 68 Florida (at Anchorage, AK) 55 (W)
 D 2 94 Valparaiso 59 (W)
 D 4 75 Western Michigan 59 (W)
 D 8 59 at Kansas State 55 (W)
 D 11 57 at Kentucky 76 (L)
 D 13 79 Vanderbilt 77 (W)
 D 17 79 Southern Illinois-Carbondale 61 (W)
 D 18 67 Illinois State 60 (W)
 D 23 75 at Oklahoma 101 (L)
 D 31 73 Loyola (Ill.) 72 (W)
 J 3 74 Iowa State (at Rosemont, Ill.) 57 (W)
 J 6 49 at Minnesota 75 (L)
 J 8 61 at Wisconsin 54 (W)
 J 13 55 Indiana 69 (L)
 J 15 63 Ohio State 55 (W)
 J 19 62 at Purdue 63 (L)
 J 27 78 at Michigan State 71 (W)
 J 29 87 at Michigan 74 (W)
 F 3 62 Iowa 61 (W)
 F 5 78 Northwestern 62 (W)
 F 10 55 at Northwestern 58 (L)
 F 12 66 at Iowa 68 (L)
 F 17 91 Michigan 71 (W)
 F 19 69 Michigan State 61 (W)
 F 23 54 Purdue 56 (L)
 M 3 74 at Ohio State 73 (W)
 M 5 55 at Indiana 67 (L)
 M 10 71 Wisconsin 64 (W)
 M 13 70 Minnesota 67 (W)

NCAA Regional
 M 17 49 Utah (at Boise) 52 (L)
 Big Ten: 2nd place (t)

1983-84 (26-5, 15-3)

Coach: Lou Henson
Captain: Quinn Richardson
 N 25 99 Utah (at Rosemont, Ill.) 65 (W)
 N 26 70 Loyola (Chicago) 53 (at Rosemont, Ill.) (W)
 D 2 65 Western Illinois 49 (W)
 D 3 78 Southern Mississippi 47 (W)
 D 6 69 at Vanderbilt 55 (W)
 D 10 74 West Texas State 58 (W)
 D 12 74 Loyola (Chicago) 69 (W)
 D 21 78 Cal. State-Northridge 57 (W)
 D 24 54 Kentucky 56 (L)
 D 28 66 Missouri (at St. Louis) 60 (W)
 J 5 80 Minnesota 53 (W)
 J 7 63 at Wisconsin 62 (OT) (W)
 J 11 68 at Indiana 73 (OT) (L)
 J 14 55 at Ohio State 53 (W)
 J 21 76 Purdue 52 (W)
 J 26 46 Michigan State 40 (W)
 J 28 75 Michigan 66 (4 OT) (W)
 F 2 54 at Iowa 52 (2 OT) (W)
 F 4 71 at Northwestern 52 (W)
 F 8 73 Northwestern 49 (W)
 F 12 73 Iowa 53 (W)

F 16 60 at Michigan 62 (L)
 F 19 70 at Michigan State 53 (W)
 F 25 55 at Purdue 59 (L)
 M 1 73 Ohio State 58 (W)
 M 4 70 Indiana 53 (W)
 M 8 53 at Minnesota 41 (W)
 M 10 81 Wisconsin 57 (W)

NCAA Regional
 M 18 64 Villanova (at Milwaukee) 56 (W)
 M 22 72 Maryland (at Lexington) 70 (W)
 M 24 51 Kentucky (at Lexington) 54 (L)
 Big Ten: 1st place (t)

1984-85 (26-9, 12-6)

Coach: Lou Henson
Captain: George Montgomery
 N 18 81 Oklahoma (at Springfield, Mass.) 64 (W)
 N 23 64 Idaho State (at Anchorage, Alaska) 44 (W)
 N 24 52 Alabama Birmingham (at Anchorage, Alaska) 59 (L)
 N 25 75 Oregon (at Anchorage, Alaska) 72 (3 OT) (W)
 N 28 81 Chicago State 63 (W)
 D 1 73 Oklahoma 70 (W)
 D 4 92 Cal State-Chico 47 (W)
 D 6 65 Missouri (at St. Louis) 50 (W)
 D 7 72 Columbia 48 (W)
 D 8 93 New Mexico State 55 (W)
 D 15 83 South Carolina State 47 (W)
 D 18 87 Cincinnati (at Rosemont, Ill.) 65 (W)
 D 22 62 Loyola (Chicago) (at Rosemont, Ill.) 63 (L)

J 3 58 at Minnesota 60 (L)
 J 5 60 at Iowa 64 (L)
 J 10 64 Michigan 58 (OT) (W)
 J 12 75 Michigan State 63 (W)
 J 17 78 at Wisconsin 67 (W)
 J 19 55 at Northwestern 43 (W)
 J 23 84 Ohio State 66 (W)
 J 27 52 Indiana 41 (W)
 J 30 34 at Purdue 54 (L)
 F 3 77 at Houston 76 (W)
 F 7 56 at Michigan State 64 (L)
 F 9 45 at Michigan 57 (L)
 F 14 64 Northwestern 42 (W)
 F 16 68 Wisconsin 49 (W)
 F 21 66 at Indiana 50 (W)
 F 23 64 at Ohio State 72 (L)
 M 2 86 Purdue 43 (W)
 M 7 59 Iowa 53 (OT) (W)
 M 9 82 Minnesota 56 (W)

NCAA Regional
 M 15 76 Northeastern (at Atlanta) 57 (W)
 M 17 74 Georgia (at Atlanta) 58 (W)
 M 21 53 Georgia Tech (at Providence) 61 (L)
 Big Ten: 2nd place

1985-86 (22-10, 11-7)

Coach: Lou Henson
Captains: Bruce Douglas, Efreem Winters
 N 26 95 Loyola (Chicago) 64 (W)
 N 29 72 Hawaii-Loa (at Honolulu) 45 (W)
 N 30 57 Oklahoma (at Honolulu) 59 (L)
 D 4 84 Wisconsin-Green Bay 34 (W)
 D 6 79 Eastern Kentucky 56 (W)
 D 7 115 Utah State 64 (W)
 D 10 51 at Tennessee 54 (L)
 D 14 102 Houston 92 (W)
 D 21 67 Missouri (at St. Louis) 55 (W)
 D 23 95 Howard 61 (W)
 D 30 64 Iowa State (at Rosemont, Ill.) 62 (W)

J 2 76 Minnesota 57 (W)
 J 4 59 Iowa 60 (L)
 J 8 59 at Michigan 61 (L)
 J 12 51 at Michigan State 58 (L)
 J 16 73 Wisconsin 54 (W)
 J 18 72 Northwestern 46 (W)
 J 23 67 at Ohio State 65 (W)
 J 25 69 at Indiana 71 (L)
 F 2 80 Purdue 68 (W)
 F 6 80 Michigan State 84 (L)
 F 8 83 Michigan 79 (OT) (W)
 F 13 75 at Northwestern 52 (W)
 F 15 82 at Wisconsin 74 (W)
 F 20 60 Indiana 61 (L)
 F 22 66 Ohio State 62 (W)
 F 27 81 at Purdue 72 (W)
 M 1 59 at Georgia Tech 57 (W)
 M 6 53 at Iowa 57 (L)
 M 8 73 at Minnesota 64 (W)

NCAA Regional
 M 14 75 Fairfield (at Charlotte) 51 (W)
 M 16 56 Alabama (at Charlotte) 58 (L)
 Big Ten: 4th place (t)

1986-87 (23-8, 13-5)

Coach: Lou Henson
Captains: Doug Altenberger, Ken Norman, Tony Wysinger
 N 28 67 New Mexico State (at Laie, HI) 65 (W)
 N 29 69 Duke (at Laie, HI) 62 (W)
 D 4 92 Chicago State 78 (W)
 D 6 99 at Pittsburgh 97 (W)
 D 8 85 Eastern Illinois 51 (W)
 D 12 92 Baylor 68 (W)
 D 13 81 Princeton 55 (W)
 D 20 77 at North Carolina 90 (L)
 D 23 92 Missouri (at St. Louis) 74 (W)
 D 27 82 at Loyola (Chicago) 83 (L)
 J 3 95 Michigan 84 (W)
 J 5 79 Michigan State 72 (W)
 J 8 68 at Wisconsin 66 (W)
 J 10 76 at Northwestern 69 (W)
 J 14 88 Iowa 91 (OT) (L)
 J 17 80 Minnesota 58 (W)
 J 22 86 at Purdue 87 (OT) (L)
 J 24 82 Arizona 63 (W)
 J 28 66 at Indiana 69 (L)
 J 31 69 Colorado 65 (W)
 F 2 82 at Ohio State 65 (W)
 F 5 72 Northwestern 43 (W)
 F 7 99 Wisconsin 74 (W)
 F 12 79 at Minnesota 67 (W)
 F 14 61 at Iowa 66 (L)
 F 23 75 Purdue 76 (OT) (L)
 F 25 93 Ohio State 70 (W)
 M 1 69 Indiana 67 (W)
 M 4 89 at Michigan 75 (W)
 M 7 77 at Michigan State 64 (W)

NCAA Regional
 M12 67 Austin Peay (at Birmingham) 68 (L)
 Big Ten: 4th place (t)

1987-88 (23-10, 12-6)

Coach: Lou Henson
Captains: Glynn Blackwell, Jens Kujawa

- N 27 73 Baylor (at Maui, HI) 50 (W)
- N 28 76 Villanova (at Maui, HI) 78 (L)
- N 29 81 Kansas (at Maui, HI) 75 (W)
- D 2 86 Chicago State 57 (W)
- D 5 111 Mississippi Valley State 73 (W)
- D 8 100 Austin Peay 62 (W)
- D 11 109 Illinois-Chicago 53 (W)
- D 12 107 Auburn 103 (OT) (W)
- D 19 74 North Carolina 85 (L)
- D 22 75 Missouri (at St. Louis) 63 (W)
- D 30 86 Colorado (at Denver) 68 (W)
- J 4 68 Purdue 81 (L)
- J 7 65 at Minnesota 61 (OT) (W)
- J 9 77 Michigan State 62 (W)
- J 16 80 at Wisconsin 65 (W)
- J 17 103 Tennessee 79 (W)
- J 21 79 at Iowa 93 (L)
- J 23 79 Northwestern 48 (W)
- J 28 64 at Michigan 76 (L)
- J 30 70 at Arizona 78 (L)
- F 4 60 at Ohio State 64 (L)
- F 6 74 Indiana 75 (L)
- F 11 86 Minnesota 50 (W)
- F 13 83 at Michigan State 65 (W)
- F 17 118 Ohio State 86 (W)
- F 21 85 Wisconsin 65 (W)
- F 25 79 at Purdue 93 (L)
- F 29 75 at Indiana 65 (W)
- M 6 94 Iowa 81 (W)
- M 9 85 Michigan 74 (W)
- M 12 79 at Northwestern 74 (W)

NCAA Regional
M18 81 Texas-San Antonio (at Cincinnati) 72 (W)
M20 63 Villanova (at Cincinnati) 66 (L)
Big Ten: 3rd place (t)

1988-89 (31-5, 14-4)

Coach: Lou Henson
Captains: Kenny Battle, Lowell Hamilton

- N 26 85 Illinois-Chicago 59 (W)
- N 29 86 Metro State 55 (W)
- D 3 91 Mississippi 79 (W)
- D 6 97 Florida 67 (W)
- D 9 112 Duquesne 81 (W)
- D 10 107 Arkansas-Little Rock 88 (W)
- D 17 105 Tennessee Tech 77 (W)
- D 19 87 Missouri (at St. Louis) 84 (W)
- D 22 127 at Louisiana State 100 (W)
- D 28 85 Tulsa (at Honolulu) 58 (W)
- D 29 80 Georgia Tech (at Honolulu) 75 (W)
- D 30 96 at Hawaii 87 (W)
- J 7 71 Michigan State 54 (W)
- J 12 103 Wisconsin 80 (W)
- J 14 96 Michigan 84 (W)
- J 19 75 at Northwestern 70 (W)
- J 22 103 Georgia Tech 92 (2 OT) (W)
- J 26 62 at Minnesota 69 (L)
- J 28 75 Indiana 65 (W)
- F 2 72 at Purdue 76 (L)
- F 5 82 at Iowa 86 (L)
- F 9 62 Ohio State 60 (W)
- F 11 86 Northwestern 69 (W)
- F 16 75 at Michigan State 56 (W)
- F 18 52 at Wisconsin 72 (L)
- F 20 102 Purdue 75 (W)
- F 26 94 at Ohio State 71 (W)

- M 2 63 Minnesota 58 (W)
- M 5 70 at Indiana 67 (W)
- M 8 118 Iowa 94 (W)
- M 11 89 at Michigan 73 (W)

NCAA Regional
M 16 77 McNeese State 71 (at Indianapolis) (W)
M 18 72 Ball State (at Indianapolis) 60 (W)
M 24 83 Louisville (at Minneapolis) 69 (W)
M 26 89 Syracuse (at Minneapolis) 86 (W)

NCAA Final Four
A 1 81 Michigan (at Seattle) 83 (L)
Big Ten: 2nd place

1989-90 (21-8, 11-7)

Coach: Lou Henson
Captains: Kendall Gill, Stephen Bardo

- N 28 83 at Mississippi 72 (W)
- D 2 82 Chicago State 62 (W)
- D 5 74 at Florida 69 (W)
- D 8 93 Indiana State 59 (W)
- D 9 96 Metro State 62 (W)
- D 16 78 Temple 61 (W)
- D 20 101 Missouri (at St. Louis) 93 (W)
- D 23 71 Wisconsin-Green Bay 47 (W)
- D 29 97 Grambling (at Chicago) 73 (W)
- D 30 83 Memphis State (at Chicago) 71 (W)
- J 4 73 Wisconsin 59 (W)
- J 6 74 at Minnesota 91 (L)
- J 13 85 at Northwestern 78 (W)
- J 15 70 Michigan 74 (L)
- J 18 73 Michigan State 64 (W)
- J 20 68 at Purdue 81 (L)
- J 25 66 at Wisconsin 63 (W)
- J 27 92 Ohio State 81 (W)
- J 29 67 at Iowa 69 (L)
- F 4 70 Indiana 65 (W)
- F 8 99 Minnesota 72 (W)
- F 11 79 at Michigan 93 (L)
- F 14 88 Northwestern 74 (W)
- F 17 63 at Michigan State 70 (L)
- F 21 90 Purdue 78 (W)
- F 26 80 at Ohio State 86 (L)
- M 4 118 Iowa 85 (W)
- M 11 69 at Indiana 63 (W)

NCAA Regional
M 15 86 Dayton (at Austin, Texas) 88 (L)
Big Ten: 4th place (t)

1990-91 (21-10, 11-7)

Coach: Lou Henson
Captains: Andy Kpedi, Larry Smith

- N 23 103 at American-Puerto Rico 84 (W)
- N 24 73 Nebraska 100 (at San Juan) (L)
- N 25 80 Old Dominion 62 (at San Juan) (W)
- N 29 60 Illinois-Chicago 71 (L)
- D 1 106 Eastern Illinois 87 (W)
- D 3 120 Wisconsin-Milwaukee 116 (2 OT) (W)
- D 5 68 at Penn State 78 (L)
- D 7 112 Oregon State 78 (W)
- D 8 85 Georgia Southern 67 (W)
- D 15 83 Arkansas-Little Rock 72 (W)
- D 19 84 Missouri 81 (at St. Louis) (W)
- D 22 102 Louisiana State 96 (W)
- D 29 84 at Memphis State 75 (W)
- J 2 74 at Indiana 109 (L)
- J 5 63 Purdue 61 (W)
- J 10 67 Minnesota 66 (W)
- J 17 68 Michigan State 71 (L)
- J 19 55 at Ohio State 89 (L)
- J 26 72 at Michigan 67 (W)
- J 28 53 Iowa 50 (W)

- F 2 70 Wisconsin 62 (W)
 - F 4 73 Northwestern 59 (W)
 - F 6 59 at Purdue 56 (W)
 - F 10 94 at Minnesota 74 (W)
 - F 16 58 at Michigan State 62 (L)
 - F 20 64 Ohio State 73 (L)
 - F 23 79 at Iowa 74 (W)
 - F 28 68 Michigan 65 (W)
 - M 2 91 at Northwestern 81 (W)
 - M 6 77 at Wisconsin 85 (L)
 - M 10 58 Indiana 70 (L)
- Big Ten: 3rd place (t)

1991-92 (13-15, 7-11)

Coach: Lou Henson
Captains: Tom Michael, Deon Thomas

- N 25 60 Penn State 65 (L)
 - N 30 95 Northeast Louisiana 70 (W)
 - D 3 78 Tennessee State 56 (W)
 - D 6 69 Hawaii 64 (W)
 - D 7 76 Washington 55 (W)
 - D 10 56 at Temple 92 (L)
 - D 21 84 Maryland-Baltimore 71 (W)
 - D 23 44 Missouri (at St. Louis) 61 (L)
 - D 30 94 at Illinois-Chicago 87 (OT) (W)
 - J 4 66 Connecticut 70 (L)
 - J 8 74 Purdue 72 (OT) (W)
 - J 11 75 at Michigan State 77 (L)
 - J 15 69 at Iowa 74 (L)
 - J 18 61 Michigan 68 (L)
 - J 22 74 Wisconsin 67 (W)
 - J 25 53 at Minnesota 54 (L)
 - J 30 72 Ohio State 74 (L)
 - F 1 43 at Northwestern 46 (L)
 - F 4 65 Indiana 76 (L)
 - F 11 76 at Purdue 71 (OT) (W)
 - F 15 74 Minnesota 58 (W)
 - F 20 78 at Wisconsin 92 (L)
 - F 23 77 Iowa 72 (OT) (W)
 - F 26 92 Northwestern 65 (W)
 - M 1 70 at Indiana 76 (L)
 - M 7 80 Michigan State 71 (W)
 - M 11 70 at Ohio State 82 (L)
 - M 14 59 Michigan 68 (L)
- Big Ten: 8th place

THE HISTORY OF ILLINOIS BASKETBALL

When representatives of the University of Illinois met Dec. 2, 1905, along with officials of six other schools, not only was the Big Ten Conference formed, Illinois basketball was also born.

Since then, the Fighting Illini program has grown to national prominence, gaining a place among the country's elite basketball programs. In the ensuing 87 seasons, Illinois has been at the forefront of the Big Ten conference, as well as the national college basketball world. In those 87 seasons, Illinois has produced a 1226-677 record, one of the top-20 win totals in the nation. Its .574 all-time winning percentage in Big Ten games is among the best in the conference.

The job of head basketball coach at Illinois has been a model of consistency throughout the 87 years. Only 13 men have served in the position, and there have only been six head coaches since 1923.

The inaugural 1906 team was coached by Elwood Brown and finished 6-8, 2-6 in conference. The first game in Illinois' basketball history was a 71-4 romp over Champaign High School in Urbana. Brown left after one season and was replaced by F.L. Pinckney. That 1907 season would turn out to be the worst season in Illinois basketball history. Pinckney guided the Fighting Illini to a 1-10 record, with a 0-8 conference record. The one victory marks the least wins ever by an Illinois team, and the winless conference record has also never been repeated. Among the lowlights was a 42-3 loss to Minnesota, marking the fewest points ever scored by an Illinois basketball team.

With no place to go but up, the Illinois program welcomed its third head coach in three years when Fletcher Lane took over and guided Illinois to its biggest one-year turnaround in history. He posted a 20-6 record, 4-4 in conference play. Lane also left Illinois after his first and only season. He departed as the Fighting Illini's all-time leader in winning percentage at .769.

Herb V. Juul took over for Lane and became the first Illinois coach to stay in Champaign for more than one year. His two-year record was 13-10 overall, and 10-10 in conference, good for fourth-place finishes both years.

T.E. Thompson took over for Juul in 1911 and also stayed two seasons, finishing his career 14-14 overall, 10-13 in conference, good for fourth and fifth places respectively.

The next eight years, from 1913-20, marked the first prolonged period of success in Illinois basketball history. Much of the success was due to head coach Ralph Jones,

The 1915 team was perfect. The squad became Illinois' first and only team to go undefeated. Ralph Jones' 1915 team scored more than twice as many points as its opponents and won the conference title by a whopping three games over Chicago. The 1915 team started a three-year period in Illinois basketball history that has rarely been matched.

who had only one losing season during his eight years as head coach. He finished with an 85-34 record.

Illinois' best conference record to that point occurred in 1914, when the Fighting Illini went 7-3 in the Big Ten and 9-4 overall. That year set the stage for the 1915 season, arguably the best Illinois team ever.

The 1915 team was perfect. The squad became Illinois' first and only team to go undefeated. Jones' 1915 team scored more than twice as many points as its opponents and won the conference title by a whopping three games over Chicago. The 1915 team started a three-year period in Illinois basketball history that has rarely been matched.

The arrival of the Woods brothers in 1915 had a lot to do with the success of this era. Guard Ray was named first team All-America all three years he competed (1915-17), and brother Ralf, a forward, led the team in scoring in both 1916 and 1917. His brilliance at the foul line led to the establishment of the Ralf Woods Award, which is still given annually to the Fighting Illini player with the best free-throw percentage.

Led by the Woods brothers, the 1916 team fell short of capturing another conference championship. The squad lost only three games, but all were in within the conference. Illinois finished 13-3 overall, 9-3 in the conference. Two losses to Northwestern and a loss to eventual champion Wisconsin dropped Illinois into a second-place tie with the Wildcats. Among those two losses to Northwestern was Illinois' first-ever overtime game. Northwestern scored just two points in the overtime period to defeat Illinois, 23-21, Feb. 12, 1916, at what is now the Kenney Gym Annex.

The 1917 season would bring Jones his second and last Big 9 championship, this time tying with Minnesota for top honors. The 1917 team also featured a starting guard named George Halas. The professional football

pioneer and Chicago Bear owner and head coach was known on the team for his gritty defense and would be named captain of the 1918 team before entering the armed forces January 18, 1918.

Frank Winters took over the head coaching duties in 1921 and would only stay at that post for two years. His 25-12 overall career record would yield two fourth-place ties in conference play.


To replace Winters, Athletic Director George Huff looked to J. Craig Ruby, who had just completed his first year as head coach of Missouri. Known as one of the great tacticians of his time, Ruby favored a number of revolutionary rules change proposals, including advocating the elimination of the dribble to do away with stalling.

Ruby's first three seasons at Illinois produced three very good teams, which went 30-18 overall and tied for the conference title in 1924. After Ruby's first three years at Illinois his coaching magic wore off for almost a decade. It wouldn't be until 1935 that the Fighting Illini would finish in the top three spots in the conference again.

The 1934 team set the stage for the 1935 championship team when it posted a 13-6 overall mark and 7-5 conference record, good for fourth place. The only non-conference loss that season was a stunning 22-21 opening-game loss to St. Louis at newly-opened Huff Gym.

The 1935 squad got off to a busy start. A season-opening double-header at Huff Gym before 6,205 fans Dec. 10 left Illinois at 1-1 to open the season. A young sophomore guard named Harry Combes scored the first points of the season and showed great speed. He would later become Illinois' head coach in 1948. The squad was only 5-3 after eight Big Ten games, but rallied to win its last four contests to tie Purdue and Wisconsin for the title.

In 1936, Ruby's last Illinois team was 13-6 overall and 7-5 (and tied for third) in the conference. Combes,



Harry Combes storred for the Illini in 1935 and later went on to coach the team.

Jim Vopicka, and Robert Riegel combined to score more than half of Illinois' points that year.

The man chosen to replace Ruby was Douglas Mills. He became one of Illinois' most successful coaches and administrators as well. In his 11-year tenure as head coach, Mills became the first Fighting Illini head coach to win or share three Big Ten championships.

Mills' Illinois coaching career began in stellar fashion in 1937 with a tie for the Big Ten championship. With Combes, Riegel, and Vopicka back, Illinois had much of its firepower returning. Future major league baseball hall of famer Lou Boudreau made the biggest impact, however, leading the team in scoring.

The 1938 season proved to be a tough year

with the departure of many stars. Boudreau was still the leader and was named first team All-America by Madison Square Garden. In the four years after the championship of '37, the best finish Illinois could muster would be third in 1939 and a tie for third-place in 1941.

In 1941, Art Mathisen arrived in Champaign in what would precede the magical years of 1942 and 1943. Mills also took over as athletic director that year.

Joining Mathisen in 1942 to form "The Whiz Kids" were Jack Smiley, Andy Phillip, Gene Vance, and Ken Menke. The teams of '42 and '43 captured the imagination of the entire nation, and to this day The Whiz Kids remain one of the most storied teams in Illinois history. The Kids dazzled crowds everywhere averaging 58 points per game, while most teams were averaging in the low 40s.

Illinois won back-to-back Big Ten crowns in '42 and '43. In 1943, the Fighting Illini went 12-0 in conference play, 17-1 overall. The lone loss was to Camp Grant at Rockford Dec. 21. Mills played mostly subs because he felt it would be better for the team to lose a game at some time.

The team was broken up March 1, 1943, when all five starters headed to active duty in the armed forces. All but Mathisen went on to play professionally, with Phillip becoming Illinois' only member of the Naismith Basketball Hall of Fame.

Mills faced a major rebuilding job after the Whiz Kids departed. The 1944 team fell from the class of the Big Ten to 11-9 overall and 5-7 in the conference, good for sixth-place.

Mills' last season as head basketball coach coincided with four of The Whiz Kids' return from military service. The largest home crowd in Illinois history, 7,785, jammed into Huff Gym to see their return Dec. 6, 1946. The Whiz Kids only played the first half, building up a 49-13 lead on Cornell College. Two losses beginning the Big Ten race got Illinois into a hole out from which the team could never climb. The Fighting Illini won eight of their last 10 games, but could only climb to a second-place tie.


After retiring from coaching, Mills retained his position as athletic director until 1966.

Illinois tabbed Harry Combes as Mills' replacement. Combes had been the head coach at Champaign High School. His success didn't end there. In his first nine seasons at Illinois he won three Big Ten titles and compiled an amazing record of 164-44 overall (.788) and 94-30 in the Big Ten (.758).

Combes' first team at Illinois, led by Dike Eddleman and Jack Burmaster, set a Big Ten scoring record with 1,530 points, en route to a 15-5 overall and 7-5 league finish.

The next four years would yield three Big Ten championships, and only 10 conference losses. In 1949, 1951, and 1952 Illinois would finish third in the NCAA, with the latter two clubs losing two-point decisions in the semifinals.

The 1949 team, led by Eddleman, Bill Erickson, and Walter Osterkorn, was Illinois' first 20-game winner since 1908, finishing 21-4. Illinois beat Yale, 71-67, to



Future baseball Hall of Famer Lou Boudreau led the Fighting Illini in scoring in 1937.

advance to a national semifinal showdown with Kentucky at Madison Square Garden in New York City. The Wildcats thumped Illinois, 76-47, forcing Illinois to defeat Oregon State, 57-53, in Seattle for third place.

A record for games won in a season was established in 1951, when Illinois went 22-5, including a dominating 13-1 in Big Ten play. Senior Don Sunderlage scored the most points by an Illinois player in a single-season netting 471 points, a 17.4 average. Illinois lost its only conference game at Indiana Jan. 15, 64-53, temporarily putting Illinois into second place. The Fighting Illini would win their next 10 games to beat out Indiana in the final standings by one game.

Illinois again traveled to Madison Square Garden for the NCAA play-offs, beating Columbia,

79-71, and North Carolina State, 84-70, to set up another semifinal battle with Kentucky. In one of the most heartbreaking losses in Illinois basketball history, Kentucky nipped the Fighting Illini, 76-74, on a shot by Kentucky sub Shelby Linville with 12 seconds remaining in the game. Illinois once again rebounded for third place three days later, beating Oklahoma A&M, 61-46, in Minneapolis.

The biggest story of 1952 was the emergence of newcomer John Kerr, a center from Tilden Tech in Chicago. Kerr began his three-year reign atop the Illinois scoring lead with a sophomore-record 357 points. Illinois again swept to the Big Ten championship and equalled the school record for wins in a season, this time going 22-1.

The Fighting Illini headed to Chicago Stadium for the NCAA regionals, beating Dayton, 80-61, and Duquesne, 74-68, to advance to the semifinals again. This time, Illinois ran into an underdog St. John's club. The Redmen fought and clawed their way to a 61-59 win in



The 1940s "Whiz Kids" (left to right) Andy Phillip, Ken Menke, Art Mathisen, Jack Smiley and Gene Vance, remain one of the most storied teams in Illinois history.

the NCAA's first Final Four in Seattle. Once again, Illinois took third-place beating Santa Clara, 67-64, behind 26 points by Kerr.

The next four years characterized a series of near-misses for Illinois, which finished second in the Big Ten in '53, '55, and '56, and tied for third in '54.

Illinois' 10-4 conference mark in '54 was only good for a tie for third, but Kerr shattered Illinois' single-season scoring record by tallying 556 points in his senior year. He then departed on a 12-year pro career and became the first head coach of the Chicago Bulls in 1966.

The 1963 season produced Combes' fourth and last Big Ten championship and 20-win season, when it posted a 20-6, 11-3 record. Downey exploded for an Illinois single-game scoring record with 53 points in a road loss to Indiana, as well as set the Big Ten records for points and field goals in a game.

Illinois was a game back of first place with only two remaining when the Assembly Hall opened its doors for the first time March 4, 1963. Illinois beat Northwestern in an exciting 79-73 nail-biter before 16,137 frenzied fans to stay within a game of first-place Ohio State. Even after Illinois edged Iowa, 73-69, on the last game of the season, the Fighting Illini would need an overtime loss two hours later by the Buckeyes at the hands of Indiana to grab a share of the conference title.

Illinois then headed to East Lansing, Mich., for the NCAA playoffs. After beating Bowling Green, 70-67,

Illinois was thumped by eventual national champion Loyola, 79-64.

The 1965 season began with one of the biggest upsets in Illinois basketball history. The Fighting Illini crushed defending national champion UCLA, 110-83, setting many Assembly Hall records. Combes would later call the game, "one of the best an Illinois team has ever played."

Combes' last season in 1967 was one of incredible ups and downs, highlighted on the court by a stunning, 98-97, overtime win over No. 3 Kentucky in Lexington Dec. 8. That year also included the uncovering of the "slush fund" scandal. Three Illinois players were disqualified as a result of the incident that eventually cost Combes his job.

Star Rich Jones, junior center Ron Dunlap, and valuable sophomore sub Steve Kuberski were suspended by the University of Illinois in the wake of the Big Ten investigation into illegal payments to the players.

Harv Schmidt, who played for the Illini in the 1950s, returned to Illinois to become head coach in 1968. Schmidt had been an assistant at New Mexico the three previous years but had no collegiate head coaching experience. His seven year-tenure began with much more success than that with which it would end.

The 1968 team was still stinging from the previous year and posted only Illinois' sixth losing season in history, going 11-13 overall and 6-8 in the Big Ten to tie for

seventh place. The team won four of its first conference games, but lost seven of its last nine.

With the team's top five scorers returning, the Fighting Illini were expected to be better in 1970, but even Schmidt was surprised at the huge improvement that occurred. The club jumped to a 19-5, 9-5 record finishing tied for second in the conference. The performance earned Schmidt third place in National Coach of the Year balloting.

The 1970 team still finished tied for third place in the Big Ten, but its record fell to 15-9. Illinois began the conference schedule 5-0 to move into sole possession of first place at the semester break. However, the team would lose the next the five games to wipe out any chance of a conference title. That season Illinois set an NCAA attendance record, selling out all 11 home games in advance for an average of 16,128 fans per game. Students frequently camped out for tickets, and Schmidt encouraged the louder students to sit near the floor to help make more noise.

After 1970, things went downhill for Schmidt. Crowds shrunk, the state's best high school players began going elsewhere, the team lost more than it had in the past, and eventually the NCAA would put Illinois on probation.

The 1971 team became Schmidt's second team in four years to finish below .500 at 11-13, 5-9. The most pleasant aspect of 1971 was the arrival of forward Nick Weatherspoon from Canton, Ohio, who stepped right into the starting lineup to lead the team in rebounds. "Spoon" would go on to lead the team in scoring and rebounding the next two years before playing eight seasons in the NBA.



Nick Weatherspoon led the Fighting Illini in scoring and rebounding in 1971 and 1972.

The 1974 season was a disaster. Illinois finished a dismal 5-18 overall and 2-12 in the Big Ten to tie for ninth place. Schmidt was fired in the midst of a record 11-game losing streak and wound up 89-77 overall in his seven years as head coach.

To replace Schmidt, Illinois looked to Memphis State head man Gene Bartow. He was building a reputation as a coach adept at building programs from the bottom up. Bartow came in promising big things, but only a year later he was gone, accepting the head coaching job at UCLA. In his only year at Illinois, he recorded an 8-18, 4-14 record, good for a tie for a ninth place in the Big Ten.

Illinois once again chose a coach known for turning losers into winners when it picked New Mexico State head coach Lou Henson. It took Henson a couple of years to establish his program in Champaign. The first three years were unspectacular, but paved the way for better teams to come.

The 1976 team finished 14-14 overall and 7-11 in the Big Ten. The '77 squad was 16-14, 8-10, and the 1978 team finished as Henson's only sub-.500 club (until 1991-92) at 13-14, 7-11. Despite the poor record, the 1978 team signaled the arrival of Eddie Johnson and Mark Smith, two players who

would lead the team into the 1980s and pave the way for Illinois' return to national prominence.

In 1979, Illinois still finished seventh in the Big Ten but went 19-11, including an ascension to No. 2 in the nation after starting the year 15-0. Although the Fighting Illini went 4-11 from that point on, they still led the nation in defensive field goal percentage (.40+).

With everyone back for 1980, Illinois recorded Henson's first 20-win season at 22-13 to tie the school

record for wins in a season. Illinois made its first post-season appearance since 1963, finishing third in the NIT.

Illinois took another step on its ladder toward the national spotlight in 1981 when it appeared in its first NCAA Tournament since 1963. The Fighting Illini led the Big Ten in scoring for the second consecutive season and were again led by Johnson and Smith. Guards Craig Tucker and Derek Harper arrived to add backcourt punch, and Harper was named first-team Freshman All-America by ESPN and NBC.

In 1981, Illinois recorded its highest conference finish since 1973, finishing with a 12-6 Big Ten mark and a 21-8 overall record. That team was the best shooting team in Fighting Illini history with a .509 field goal percentage. The squad received a first-round bye in the NCAA Tournament and beat Wyoming, 67-65, in Los Angeles to advance to the regionals in Salt Lake City, where the Illini lost to Kansas State, 57-52.

In 1983, Harper led the Big Ten in assists and steals, setting a school record for thefts with 67. By finishing 18-11 and getting another invitation to the NIT, it marked the first time in history that the Fighting Illini appeared in postseason play for three consecutive years. In smashing Long Island, 126-78, in the first round, Illinois set the mark for most points ever scored in a college postseason game. Dayton, however, beat Illinois, 61-58, for Henson's fourth non-conference loss at Assembly Hall in seven years.

One of Illinois' best groups of incoming talent ever arrived in 1983. Guards Bruce Douglas and Doug Altenberger, and forwards Scott Meents and Efrem Winters joined sophomores George Montgomery and An-



Bruce Douglas led the Fighting Illini in steals and assists in from 1983-86.

thony Welch to form the nucleus for a team that would win 95 games during the next four seasons.

The Fighting Illini became the 25th team to win 1,000 games in the second game of the year, beating Texas A&M in the Great Alaskan Shootout, 72-70. Harper fell one vote short of being named a unanimous All-Big Ten selection, before leaving school early for the NBA draft and becoming a first-round draft pick of the Dallas Mavericks. Douglas set school records for assists (189) and steals (78) in a season, as Illinois finished 21-11 and was beaten by Utah in the first round of the NCAA tournament, 52-49.

The only non-conference blemish of the '84 season was a thrilling 56-54 Christmas Eve loss to No. 1-ranked Kentucky at the Assembly Hall.

En route to a Big Ten title tie with Purdue, Illinois had four overtime games, one of which—a 75-66 win over Michigan—lasted an astounding

four overtimes. The next game, a double-overtime win at Iowa, was Henson's 400th as a college coach.

Illinois headed to Milwaukee to beat Villanova in the NCAA tournament, 64-56. The Fighting Illini came from behind to defeat Maryland, 72-70, in the regional semifinals to set up a showdown with host Kentucky in the regional final. Illinois never led, but was within striking distance when a controversial foul called on Douglas put Wildcat guard Dickie Beal on the line to win the game, 54-50.

In 1985, *Basketball Times* picked Illinois No. 1 nationally in its preseason poll, but the Fighting Illini were upset twice in non-conference play. Illinois would head to Atlanta for the NCAA tournament after finishing second in the Big Ten with a 26-9, 12-6 record. Two wins



Illinois' 1988-89 team set a school record for victories in a season with 31 and advanced to the NCAA Final Four.

over Northeastern (76-57) and Georgia (74-58) brought about a regional semifinal tilt with Georgia Tech. The Yellow Jackets used a 25-10 burst to begin the second half and beat Illinois, 61-53.

Junior-college transfer Ken Norman highlighted the '86 season, setting an Illinois all-time field goal percentage of .641. The Fighting Illini once again led the Big Ten in scoring defense, allowing opponents only 61.6 ppg. Again, Illinois went to the NCAA tournament, this time thrashing Fairfield, 75-51, in Charlotte, N.C., to set up a game with Alabama. The Crimson Tide built a nine-point lead at halftime and was able to hold off Illinois, 58-56, despite 18 points from junior guard Tony Wysinger.

With four four-year starters gone, Illinois had to replenish its troops and did so with an outstanding group of newcomers. Guards Steve Bardo, Kendall Gill, and Larry Smith joined forward Nick Anderson in a highly-touted recruiting class. The '87 team finished 23-8 overall and 13-5 in the Big Ten, good for fourth-place. Seeded third in the NCAA's Southeast Region, Illinois was beaten in arguably the school's most shocking upset ever, losing to unknown Austin Peay, 68-67.

Two first-year players led Illinois in scoring in 1988. Northern Illinois transfer Kenny Battle finally got to unveil his high-flying game for the Fighting Illini and averaged 15.6 ppg and 5.5 rpg. Anderson led the team in scoring at 15.9 ppg after sitting out the '87 season. Along with Gill, Bardo, junior forward Lowell Hamilton, and Smith, this team would lay the foundation for the

spectacular '89 team. Included in the 23-10, 12-6, third-place finish was Henson's 500th victory.

Cincinnati was the site of the opening round of the 1988 NCAA Tournament, and Illinois disposed of another relative-unknown, Texas-San Antonio, 81-72. A rematch with Villanova, to whom Illinois lost in Hawaii earlier in the year, ended with disappointment again, 66-63.

The 1989 team may very well have been the most talented team ever assembled at Illinois. It was comprised of all of the important pieces from '88, as well as junior-college All-American P.J. Bowman and former high school All-American Marcus Liberty.

The team shattered most of its all-time records, including most points in a season (3,110), most steals in a season (341), and most wins in a season (31), in addition to setting an all-time mark for points in a game in a 127-100 victory at LSU. The Fighting Illini won their first 16 games and were ranked No. 2 in the nation going into a nationally televised game against Georgia Tech, whom Illinois had already beaten, 80-75, at The Rainbow Classic in December. The Yellow Jackets led, 47-31, after scoring the first basket of the second half, but Illinois managed to surge back to force overtime, eventually needing two extra sessions to win the game.

Along with the No. 1 ranking the next day, Illinois found out that the club's catalyst, Gill, had broken a bone in his foot and would miss the next 12 games. Hurt by the loss of Gill, the team lost the No. 1 ranking and three of its next four games, but rallied to finish second in the Big Ten with a 14-1 conference record

With Gill back in the lineup, Illinois was awarded the No. 1 seed in the Midwest region in the NCAA tournament and rolled to victories over McNeese State and Ball State at the Hoosier Dome in Indianapolis. A power-packed regional in Minneapolis, consisting of Illinois, Missouri, Louisville, and Syracuse, stood in the way of the Fighting Illini's first trip to the Final Four since 1952. Louisville fell victim to Illinois first, losing, 83-69, to set up a duel with Syracuse. The Fighting Illini held off the Orangemen to advance to Seattle where Illinois faced Michigan, a team it had already beaten twice that year. Despite Battle's 29-point, 11-rebound effort, Michigan defeated Illinois, 83-81.

In April of '89, high school All-America Deon Thomas signed a national letter of intent with Illinois. In the ensuing 17 months, Illinois was dragged through a grueling NCAA investigation which eventually found no major wrong doings in the Fighting Illini program, but resulted in a three-year probation limiting scholarships and recruiting severely.

On the court, Fighting Illini went 21-8 overall and 11-7 in the Big Ten to tie for fourth place. Gill became the first player since Norman in '87 to average 20 ppg and was named first-team All-America by UPI. He was also a finalist for the John Wooden Award and was the fifth player chosen in the NBA draft that summer, going to the Charlotte Hornets.

Illinois seemed to be peaking going into the NCAA tournament, winning its last two games, a home dousing of Iowa, and a hard-fought win at Indiana, in which Gill became the first Illinois player to lead the Big Ten in scoring since Andy Phillip had done so in 1943. The Fighting Illini were seeded fifth in the Midwest region and headed to Austin, Texas, to face Dayton. In another big postseason upset, the Flyers stayed with Illinois the entire way and won, 88-86.

Going into the 1991 season no one expected much of Illinois. After losing Gill, Bardo, and Liberty, who declared himself eligible for the NBA draft a year early, Illinois was picked as low as ninth in the Big Ten by some publications.

Junior forward Andy Kaufmann burst upon the scene scoring 660 points, the second largest single-season total in Illinois history. A three-game sweep of favored opponents LSU, Missouri, and Memphis State set the stage for the Fighting Illini's surprise tie for third in the Big Ten and a 21-10 overall finish. Thomas began his career, after sitting out 1990, scoring the most points ever by an Illinois freshman.

The 1989 team may very well have been the most talented team ever assembled at Illinois. It was comprised of all of the important pieces from '88, as well as junior-college All-American P.J. Bowman and former high school All-American Marcus Liberty.

In 1991-92, the Fighting Illini took the court without a senior letterman for the first time in more than 50 years and saw their record dip below .500 for the first time since 1977-78 and only the second time in the Lou Henson era. Andy Kaufmann, the leading scorer from the previous year, had to sit out the entire year with academic problems, which only added to the Illini's woes.

The Illini's string of consecutive upper-division Big Ten finishes was snapped at nine as was their string of 20-plus victory seasons. Illinois' streak of plus-.500 Big Ten records also came to an end, at 11.



Kendall Gill earned first-team All-America honors in 1990 after leading the Big Ten in scoring as a senior.

Athletes Behind The Tradition




160 ALL-AMERICANS
161 ACADEMIC ALL-AMERICANS
162 ALL-BIG TEN SELECTIONS
163 ACADEMIC ALL-BIG TEN
SELECTIONS
163 BIG TEN MEDAL OF HONOR
WINNERS
163 SILVER BASKETBALL
WINNERS

164 WOODEN AWARD
NOMINEES
164 MVPs
164 TEAM CAPTAINS
164 KENNY BATTLE AWARD
WINNERS
165 ILLINI IN THE PROS
166 ALL-TIME LETTERWINNERS

ILLINOIS ALL-AMERICANS

Key to Abbreviations

AP	Associated Press
Arg	Argosy
Ath	Athletic Publications
BN	Basketball News
BKW	Basketball Weekly
BW	Basketball Writers of America
Col	Colliers
Con	Converse
CSAF	Citizens Savings Athletic Foundation.
Helms	Helms Foundation
INS	International News Service
K	Kodak
Look	Look Magazine
MSG	Madison Square Garden
NABC	National Association of Basketball Coaches
NEA	Newspaper Enterprise Association
Omaha	Omaha World Newspaper
PM	Pic Magazine
SN	Sporting News
True	True Magazine
UP	United Press
UPI	United Press International
1st	First Team
2nd	Second Team
3rd	Third Team
HM	Honorable Mention
G	Guard
F	Forward
C	Center



Dave Downey, a member of UI's Board of Trustees, was a first-team All-American in 1963.

- 1915 Ray Woods - G, 1st (Helms)
- 1916 Ray Woods - G, 1st (Helms)
- 1917 Ray Woods - G, 1st (Helms)
Chuck Alwood - C, 1st (Helms)
- 1918 Earl Anderson - F, 1st (Helms)
- 1920 Chuck Carney - F, 1st (Helms)
- 1922 Chuck Carney - F, 1st (Helms)
- 1937 Harry Combes - F, 2nd (Omaha)
- 1938 Lou Boudreau - F, 1st (MSG)
- Louis (Pick) Dehner - C, 3rd (Con)
- 1938 Louis (Pick) Dehner - C, 1st (MSG), 3rd (Con)
- 1940 Bill Hapac - F, 1st (Helms, Con)
- 1942 Andy Phillip - F, 1st (Helms)
Jack Smiley - G, HM (SN)
Art Mathisen - C, HM (SN)
Ken Menke - F, HM (SN, Con)
Gene Vance - G, HM (SN)
- 1943 Andy Phillip - F, 1st (Con, PM, Helms, SN, AP, UP, NEA, Look)
Art Mathisen - C, HM (Con)
Gene Vance - G, HM (Con)
- 1944 Walt Kirk - G, HM (Con)
- 1945 Walt Kirk - G, HM (Con)
- 1946 Jack Burmaster - G, HM (SN)
Bob Doster - F, HM (SN)
- 1947 Andy Phillip - F-G, 1st (True, NABC), HM (Con)
Jack Smiley - G, 3rd (Helms), HM (Con)
Gene Vance - G, HM (Con)
- 1948 Dwight (Dike) Eddleman - F, 2nd (AP), 3rd (Con, True)
Jack Burmaster - G, HM (Con)
- 1949 Bill Erickson - G, 1st (Helms, Col) 3rd (SN, UP)
- 1950 Bill Erickson - G, HM (Con)
- 1951 Don Sunderlage - G, 2nd (Helms, SN), 3rd (UP, Con), HM (AP)
Ted Beach - F, HM (Con)
Rod Fletcher - G, HM (Con)
- 1952 Rod Fletcher - G, 1st (Look, Con, Helms), 2nd (AP, UP, INS, NABC, Col, Ath)
John (Red) Kerr - C, HM (AP, UP, Con)
Irv Bemoras - F, HM (UP, Con)
Jim Bredar - G, HM (UP, Con)
Bob Peterson - C, HM (UP)
- 1953 Irv Bemoras - F, 2nd (Con, Helms, Look), HM (AP)
Jim Bredar - G, 2nd (Con, Helms, Look), HM (AP)
John (Red) Kerr - C, HM (AP, INS, Con)
- 1954 John (Red) Kerr - C, 2nd (Helms), 3rd (Look, AP, UP), 4th (Con)
- 1955 Bill Ridley - G, HM (AP, Con)
Paul Judson - G, HM (INS, Con)
George BonSalle - G, HM (Con)
- 1956 Paul Judson - G, 2nd (Con), 3rd (NABC, UP, NEA), HM (INS).
Bruce Brothers - F, HM (Con)
Harv Schmidt - F, HM (Con)



Chuck Carney earned first-team All-America honors in both 1920 and 1922 and is the only Illinois athlete to earn All-America status in both football and basketball.

- 1957 Harv Schmidt - F, 2nd (Con)
George BonSalle - C, 2nd (NABC), HM (Con)
Don Ohi - G, HM (AP, Con)
- 1958 Don Ohi - G, 2nd (Con), 3rd (Helms)
Govoner Vaughn - F, HM (Con)
- 1959 Roger Taylor - G, HM (Con)
- 1960 Mannie Jackson - G, HM (Con)
Govoner Vaughn - F, HM (Con)
- 1961 Dave Downey - F, HM (Con)
John Wessels - C, HM (Con)
- 1962 Dave Downey - F, HM (Con)
Bill Burwell - C, HM (Con)
- 1963 Dave Downey - F, 1st (Helms), 2nd (Con), HM (AP)
Bill Small - F-G, HM (Con)
- 1964 Tal Brody - G, HM (SN, Con)
Duane (Skip) Thoren - C, HM (Con)
- 1965 Duane (Skip) Thoren - C, 1st (Helms), 2nd (AP, Con), 3rd (UPI, BN, NABC)
Bogie Redmon - F, HM (Con)
Tal Brody - G, 2nd (SN, Con)

- 1966 Don Freeman - F, 1st (Helms), 2nd (Con, BN), HM (UPI)
Rich Jones - F, HM (Con)
- 1967 Jim Dawson - G, HM (Con)
Dave Scholz - C, HM (Con)
- 1968 Dave Scholz - C, 1st (Helms), HM (Con)
- 1969 Dave Scholz - C, 1st (Helms), 3rd (AP), HM (Con)
- 1970 Mike Price - G, HM (Con)
- 1972 Nick Weatherspoon - F, HM (Con)
- 1973 Nick Weatherspoon - F, 1st (CASF), HM (Con)
- 1974 Jeff Dawson - G, HM (Con)
- 1975 Rick Schmidt - F, HM (Con)
- 1977 Audie Matthews - G, HM (Con)
Levi Cobb - F, HM (Con)
- 1983 Derek Harper - G, 2nd (AP), 3rd (BN)
- 1984 Bruce Douglas - G, 3rd (UPI)
- 1987 Ken Norman - F, 2nd (AP, BW, SN, K), HM (UPI)
- 1988 Nick Anderson - F, HM (SN)
Kenny Battle - F, HM (SN)
- 1989 Nick Anderson - F, HM (AP, UPI, SN)
Kenny Battle - F, HM (AP, UPI, SN)
Kendall Gill - G, HM (SN)
- 1990 Kendall Gill - G, 1st (UPI), 2nd (BKW), 3rd (AP, SN, NABC)



Chicago Bulls announcer Johnny "Red" Kerr was a second-team All-America selection in 1954.

Academic All-Americans

(Voted by College Sports Information Directors of America, 1964-)

- 1965 Tal Brody - G, 2nd
- 1967 Jim Dawson - G, 2nd
Dave Scholz - C, HM
- 1968 Dave Scholz - C, 1st
- 1969 Denny Place - G-F, 3rd
- 1970 Rick Howat - G, 3rd
- 1971 Rick Howat - G, 1st
- 1974 Rick Schmidt - F, 1st
Jeff Dawson - G, 2nd
- 1975 Rick Schmidt - F, 1st
- 1976 Otho Tucker - G, 3rd
- 1979 Rob Judson - G, 4th
Steve Lanter - G, 4th

ILLINOIS ALL-BIG TEN SELECTIONS

NOTE: All-conference teams from 1911 through 1940 were selected by various publications. Wire services began choosing teams in 1941.

- | | | | | | |
|------|---|------|---|------|--|
| 1911 | Louis Bernstein - F, 2nd
Emmet Poston - F, 3rd | 1943 | Andy Phillip - G-F, 2nd (AP, UPI, INS)
Gene Vance - G, 1st (AP, UPI, INS)
Jack Smiley - F, 1st (AP, UPI, INS)
Art Mathisen - C, 1st (AP, INS), 2nd (UPI)
Ken Menke - F, HM (AP, UPI, INS) | 1960 | Mannie Jackson - G, 2nd (UPI), 3rd (AP)
Govoner Vaughn - F, 2nd (AP), 3rd (UPI) |
| 1914 | Dudley Crane - G, 2nd | 1945 | Walt Kirk, Jr. - G, 1st (AP, UPI, INS) | 1961 | Dave Downey - F, 2nd (AP, UPI)
Jerry Colangelo - G, HM (AP, UPI)
Bill Burwell - C, HM (AP, UPI) |
| 1915 | Ray Woods - G, 1st
Edward Williford - F, 2nd
Frank Bane - C, 2nd
Sven Duner - G, 2nd
Ralf Woods - F, 3rd | 1946 | Jack Burmaster - G, 2nd (AP, UPI, INS)
Bob Doster - F, 2nd (AP, UPI, INS) | 1962 | Dave Downey - F, 2nd (AP, UPI)
Bill Small - F-G, 3rd, (UPI), HM (AP)
Bill Burwell - C, HM (AP, UPI)
Jerry Colangelo - G, HM (AP) |
| 1916 | Ray Woods - G, 1st
Ralf Woods - F, 2nd
Clyde Alwood - C, 3rd | 1947 | Jack Smiley - G, 2nd (AP, UPI, INS)
Gene Vance - G, 2nd (AP, UPI, INS)
Andy Philip - G-F, HM (AP) | 1963 | Dave Downey - F, 1st (AP, UPI)
Bill Small - F-G, 2nd (AP, UPI)
Tal Brody - G, HM (AP)
Bill Burwell - C, HM (AP)
Bob Starnes - F, HM (AP) |
| 1917 | Clyde Alwood - C, 1st
Ralf Woods - F, 2nd
Ray Woods - G, 2nd | 1948 | Dwight (Dike) Eddleman - F, 1st (AP), 2nd (UPI)
Jack Burmaster - G, 2nd (AP) | 1964 | Tal Brody - G, 2nd (UPI), 3rd (AP)
Duane (Skip) Thoren - C, 2nd (UPI), 3rd (AP) |
| 1918 | Earl Anderson - F, 1st | 1949 | Bill Erickson - G, 1st (AP, UPI, INS)
Dwight (Dike) Eddleman - F, 2nd (AP, UPI, INS)
Jim Marks - F, HM (AP, UPI, INS) | 1965 | Tal Brody - G, 1st (UPI), 2nd (AP)
Duane (Skip) Thoren - C, 1st (AP), 2nd (UPI)
Don Freeman - F, 3rd (UPI) |
| 1919 | Paul Taylor - G, 3rd | 1950 | Wally Osterkorn - F-C, 2nd (AP, UPI, INS)
Bill Erickson - G, 2nd (UPI), HM (AP, INS) | 1966 | Don Freeman - F, 1st (AP, UPI)
Rich Jones - F, 3rd (UPI)
Jim Dawson - G, HM (AP) |
| 1920 | Charles Carney - G, 1st | 1951 | Don Sunderlage - G, 1st (AP, UPI, INS)
Rod Fletcher - G, 2nd (AP, UPI, INS)
Clive Follmer - F, HM (AP)
Bob Peterson - C, HM (AP) | 1967 | Jim Dawson - G, 1st (UPI), 2nd (AP)
Dave Scholz - C, 2nd (UPI), HM (AP) |
| 1921 | Charles Vail - G, 3rd | 1952 | Rod Fletcher - G, 1st (AP, UPI)
Irv Bemoras - F, 2nd (AP, UPI)
John (Red) Kerr - C, 2nd (UPI), HM (AP)
Jim Bredar - G, HM (AP)
Clive Follmer - F, HM (AP)
Bob Peterson - C, HM (AP) | 1968 | Dave Scholz - C, 1st (AP, UPI)
Randy Crews - F, 2nd (AP), HM (UPI) |
| 1922 | Charles Carney - F, 1st
John Sabo - G, 2nd | 1953 | Irv Bemoras - F, 1st (AP, UPI)
Jim Bredar - G, 2nd (AP, UPI)
John (Red) Kerr - C, 2nd (AP, UPI) | 1969 | Dave Scholz - F, 1st (AP), 2nd (UPI)
Greg Jackson - C, 2nd (AP)
Randy Crews - F, HM (AP)
Jodie Harrison - G, HM (AP)
Mike Price - G, HM (AP) |
| 1924 | Leland Stilwell - C, 1st
Glenn Potter - F, 2nd | 1954 | John (Red) Kerr - C, 1st (AP, INS) | 1970 | Rick Howat - G, HM (AP)
Mike Price - G, HM (AP, UPI) |
| 1925 | Russell Daughterity - F, 1st | 1955 | Paul Judson - G-F, 1st (UPI), 2nd (AP)
Bill Ridley - G, HM (UPI) | 1971 | Rick Howat - G, 2nd (AP, UPI) |
| 1926 | Leonard Haines - G, 1st | 1956 | Paul Judson - G-F, 1st (AP, UPI, INS)
George BonSalle - C, 1st (UPI), 2nd (AP), HM (INS)
Bill Ridley - G, 1st (AP), 2nd (UPI) | 1972 | Nick Weatherspoon - F, HM (AP, UPI)
Jim Krelle - G, HM (AP, UPI) |
| 1927 | Russell Daughterity - F, 1st | 1957 | Don Ohl - G, 1st (AP, UPI)
Harv Schmidt - F, 2nd (AP, UPI)
Roger Taylor - G, HM (AP, UPI) | 1973 | Nick Weatherspoon - F, 1st (AP, UPI)
Jeff Dawson - G, HM (AP, UPI) |
| 1929 | John How - F, 2nd
Douglas Mills - G, 2nd | 1958 | Don Ohl - G, 1st (AP, UPI) | 1974 | Rick Schmidt - F, 2nd (AP), HM (UPI)
Jeff Dawson - G, 3rd (UPI) |
| 1930 | Douglas Mills - G, 1st
Charles Harper - F, 2nd | 1959 | Roger Taylor - G, 2nd (AP, UPI)
Mannie Jackson - G, HM (AP)
Govoner Vaughn - F, HM (AP)
John Wessels - C, HM (AP) | 1975 | Rick Schmidt - F, HM (AP) |
| 1931 | Charles Harper - F, 2nd
Caslon Bennett - C, 3rd | | | 1976 | Rich Adams - F, HM (AP, UPI) |
| 1932 | Hudson Hellmich - F, 2nd | | | 1977 | Rich Adams - C, HM (AP)
Audie Matthews - G, HM (AP) |
| 1933 | Caslon Bennett - F-C, 2nd | | | 1978 | Audie Matthews - G, HM (AP)
Mark Smith - F, HM (AP) |
| 1934 | Frank Froschauer - F, 1st | | | 1979 | Mark Smith - G, 2nd (AP)
Neil Bresnahan - F, HM (AP, UPI)
Derek Holcomb - C, HM (AP)
Eddie Johnson - F, HM (AP) |
| 1935 | Frank Froschauer - F, 2nd
Robert Riegel - C, 2nd | | | | |
| 1936 | Harry Combes - G-F, 2nd | | | | |
| 1937 | Harry Combes - F, 1st
Robert Riegel - C, 2nd | | | | |
| 1938 | Louis Dehner - C, 2nd | | | | |
| 1939 | Louis Dehner C, 1st
William Hapac - F, 2nd | | | | |
| 1940 | William Hapac - F, 1st | | | | |
| 1941 | Bob Richmond - G, 1st (AP) | | | | |
| 1942 | Andy Philip - G-F, 1st (AP, UPI, INS)
Gene Vance - G, 1st (INS), HM (AP, UPI)
Ken Menke - F, 2nd (UPI, INS), HM (AP)
Jack Smiley - F, 2nd (INS), HM (AP)
Vic Wukovits - G, 2nd (AP) | | | | |

- 1980 Eddie Johnson - F, 2nd (AP, UPI)
Mark Smith - F, HM (AP, UPI)
- 1981 Eddie Johnson - F, 1st (AP, UPI)
Mark Smith - F, HM (AP, UPI)
Derek Holcomb - C, HM (AP, UPI)
Derek Harper - G, HM (AP, UPI)
Craig Tucker - G, HM (AP, UPI)
Perry Range - G, HM (AP)
- 1982 Craig Tucker - G, 2nd (UPI), HM (AP)
James Griffin - C, 3rd (UPI), HM (AP)
Perry Range - G, HM (AP)
Derek Harper - G, HM (AP)
- 1983 Derek Harper - G, 1st (AP, UPI)
Anthony Welch - F, HM (AP, UPI)
Bruce Douglas - G, HM (AP)
- 1984 Bruce Douglas - G, 1st (AP, UPI)
Efreim Winters - F, 1st (UPI), 2nd (AP)
George Montgomery - C, 2nd (UPI), HM (AP)
Doug Altenberger - F, HM (AP, UPI)
Quinn Richardson - G, HM (AP, UPI)
- 1985 Bruce Douglas - G, 2nd (AP), HM (UPI)
Efreim Winters - F, 3rd (UPI), HM (AP)
Anthony Welch - F, 3rd (UPI), HM (AP)
Doug Altenberger - G, HM (AP, UPI)
Scott Meents - C, HM (AP)
- 1986 Ken Norman - F, 1st (UPI, AP)
Bruce Douglas - G, 2nd (AP), 3rd (UPI)
Efreim Winters - F, HM (UPI, AP)
Anthony Welch - F, HM (AP)
Tony Wysinger - G, HM (AP)
- 1987 Ken Norman - F, 1st (AP, UPI)
Doug Altenberger - G, 3rd (AP), HM (UPI)
Tony Wysinger G, HM (UPI, AP)
Lowell Hamilton - F, HM (UPI)
- 1988 Nick Anderson - F, 2nd (AP, UPI)
Kenny Battle - F, 3rd (UPI), HM (AP)
- 1989 Nick Anderson - F, 1st (AP, UPI)
Kenny Battle - F, 2nd (AP, UPI)
Kendall Gill - G, HM (AP)
Lowell Hamilton - F-C, HM (AP)
- 1990 Stephen Bardo - G, 3rd (UPI)
Kendall Gill - G, 1st (AP, UPI)
Marcus Liberty - F, 3rd (AP, UPI)
- 1991 Andy Kaufmann - F, 2nd (AP), 3rd (UPI)
Larry Smith - G, 2nd (UPI), 3rd (AP)
Deon Thomas - F, 3rd (AP, UPI)
- 1992 Rennie Clemons - G, HM (coaches' poll)
Tom Michael - F, HM (media poll)
Deon Thomas - C, 2nd (coaches', media polls)

Academic All-Big Ten

- 1965 Tal Body, G
- 1967 Dave Scholz, C
- 1968 Dave Scholz, C
- 1969 Denny Pace, G/F
Dave Scholz, C
- 1970 Rick Howat, G
- 1971 Rick Howat, G
- 1973 Jeff Dawson, G
Otho Tucker, G
- 1974 Rick Schmidt, F
- 1975 Rick Schmidt, F
- 1976 Otho Tucker, G
- 1979 Rob Judson, G
- 1980 Rob Judson, G
- 1982 Bryan Leonard, F
- 1983 Bryan Leonard, F
- 1986 Jens Kujawa, C
- 1988 Jens Kujawa, C
- 1990 P. J. Bowman, G

Silver Basketball Trophy Winners

The Silver Basketball Trophy is given each year by the Chicago Tribune to the Most Valuable Player in the Big Ten Conference. Prior to the Silver Basketball Trophy, Andy Phillip was named Most Valuable Player in 1943.

- 1949 Dike Eddleman, F
- 1951 Don Sunderlage, G
- 1954 John Kerr, C
- 1967 Jim Dawson, G

Big Ten Medal of Honor

In 1914, the Big Ten Conference endowed a Medal of Honor, to be awarded annually at each institution to the student demonstrating proficiency in scholarship and academics. Beginning in 1982, a woman athlete from each institution has also been awarded the Conference Medal of Honor.

In the 76-year history of the award, 14 Fighting Illini basketball players have earned the award, including Edward A. Williford, the University of Illinois' first recipient of the award. There has been one father-son UI Medal of Honor duo, Lee Sentman (track) in 1931 and his son Lee Sentman III (fencing) in 1958. Gymnast Howard Beck (1974 and 1975) is the only two-time recipient of the award.

The following is the list of Illinois basketball players who have on the Big Ten Medal of Honor:

- 1915 Edward A. Williford
- 1917 Clyde Godel Alwood
- 1920 John B. Felmley
- 1923 Otto H. Vogel
- 1924 Walter Roettger
- 1926 Doran T. Rue
- 1937 Harry Combes
- 1942 William Hocking
- 1943 Edwin S. Parker
- 1945 Donald Delaney
- 1949 T. Dwight Eddleman
- 1953 Clive Follmer
- 1963 David J. Downey
- 1965 G. Bogie Redmon

Illinois Most Valuable Players

1941	Bob Richmond	G
1942	Andy Phillip	F
1943	Andy Phillip	F
1944	Stan Patrick	F
1945	Walton Kirk, Jr.	G
1946	Bob Doster	F
1947	Jack Smiley	G
1948	Jack Burmaster	G
1949	Dwight Eddleman	F
1950	Wally Osterkorn	C
1951	Don Sunderlage	G
1952	Rod Fletcher	G
1953	Irv Bemoras	F
1954	John Kerr	C
1955	Paul Judson	G
1956	Bruce Brothers	F
1957	Harv Schmidt	F
1958	Don Ohl	G
1959	Roger Taylor	G
1960	Govoner Vaughan	F
1961	Dave Downey	F
1962	Dave Downey	F
1963	Dave Downey	F
1864	Skip Thoren	C
1965	Skip Thoren	C
1966	Don Freeman	F
1967	Jim Dawson	G
1968	Dave Scholz	C
1969	Dave Scholz	F
1970	Mike Price	G
1971	Rick Howat	G
1972	Nick Weatherspoon	F
1973	Nick Weatherspoon	F
1974	Rick Schmidt	F
1975	Rick Schmidt	F
1976	Nate Williams	G
1977	Audie Matthews	G
1978	Audie Matthews	G
1979	Mark Smith	G
1980	Eddie Johnson	F
1981	Eddie Johnson	F
1982	James Griffin	C
	Perry Range	G
1983	Derek Harper	G
1984	Bruce Douglas	G
	Quinn Richardson	G
1985	Doug Altenberger	G
1986	Ken Norman	F
1987	Ken Norman	F
1988	Nick Anderson	F
	Kenny Battle	F
1989	Nick Anderson	F
1990	Kendall Gill	G
1991	Andy Kpedi	C
	Larry Smith	G

Fighting Illini Team Captains

1905-06	Elected each game
1906-07	Hebert Juul
1907-08	Maurice Dadant
1908-09	Henry Popperfuss
1909-10	Carl Watson
1910-11	Louis Bernstein
1911-12	William Woolston
1912-13	Homer Dahringer
1913-14	Edward Williford
1914-15	Sven Duner
1915-16	Ray Woods
1916-17	Clyde Alwood
1917-18	George S. Halas
1918-19	Bert Ingwersen
1919-20	Kenneth Wilson
1920-21	Charles Vail
1921-22	Charles Carney
1922-23	Norton Hellstrom
1923-24	Glenn Potter
1924-25	John Mauer
1925-26	Leonard Haines
1926-27	Russell Daugherty
1927-28	Everett Olson
1928-29	Ernest Dorn
1929-30	Doug Mills
1930-31	Charles Haper
1931-32	Elbert Kamp
1932-33	William Owen
1933-34	Hudson Hellmich
1934-35	Frank Froschauer
1935-36	Howard Braun
1936-37	Robert Riegel
1937-38	Lou Boudreau
1938-39	Tom Nisbet
1939-40	William Hapac
1940-41	John Drish
1941-42	William Hocking
1942-43	Arthur Mathisen
1943-44	Selected each game
1944-45	Selected each game
1945-46	Walton Kirk Jr.
1946-47	Selected each game
1947-48	Jack Burmaster
1948-49	Dwight Eddleman
1949-50	William Erickson
1950-51	Donald Sunderlage
1951-52	Rodney Fletcher
1952-53	Jim Bredar
1953-54	John Kerr
1954-55	Selected each game
1955-56	Paul Judson
1956-57	Harv Schmidt
1957-58	John Paul
1958-59	Roger Taylor
1959-60	Mannie Jackson
1960-61	Selected each game
1961-62	Jerry Colangelo
1962-63	Bob Starnes
1963-64	Bill Edwards
1964-65	Skip Thoren
1965-66	Don Freeman
1966-67	Jim Dawson
1967-68	Ben Louis
1968-69	Dave Scholz
1969-70	Mike Price, Randy Crews
1970-71	Rick Howat, Fred Miller
1971-72	Jim Krelle
1972-73	Nick Weatherspoon
1973-74	Jeff Dawson
1974-75	Rick Schmidt
1975-76	Selected each game
1976-77	Audie Matthews
1977-78	Audie Matthews
1978-79	Larry Lubin
1979-80	Levi Cobb, Neil Bresnahan
1980-81	Derek Holcomb, Eddie Johnson, Mark Smith
1981-82	James Griffin, Perry Range, Craig Tucker
1982-83	Kevin Bontemps, Derek Harper, Bryan Leonard
1983-84	Quinn Richardson
1984-85	George Montgomery
1985-86	Bruce Douglas, Efrem Winters
1986-87	Doug Altenberger, Ken Norman, Tony Wysinger
1987-88	Glynn Blackwell, Jens Kujawa
1988-89	Kenny Battle, Lowell Hamilton
1989-90	Kendall Gill, Stephen Bardo
1990-91	Andy Kpedi, Larry Smith
1991-92	Tom Michael, Deon Thomas

Illinois Wooden Award Nominees

The John R. Wooden Award, first awarded in 1976, is presented annually to an outstanding basketball player. The award, named after the famous UCLA coach, is sponsored by the Los Angeles Athletic Club. Twelve candidates are selected by the club's National Advisory Board, according to the award's criteria, which includes a 2.0 cumulative grade point average. The winner is selected by votes from 1,000 sportscasters and writers from each of the 50 states.

1987	Ken Norman
1990	Kendall Gill

Kenny Battle Award

The Kenny Battle Award honors the former Fighting Illini forward who was known for his tremendous amount of effort exerted in games, as well as practices. The winner is chosen by the players and the coaches.


1989	Kendall Gill
1990	P. J. Bowman
1991	Andy Kpedi

ILLINI IN THE PROS

Nick Anderson - Orlando (NBA), 1989-
 Kenny Battle - Phoenix (NBA), 1989-90;
 Denver (NBA), 1991
 Irv Bemoras - Milwaukee (NBA), 1954;
 St. Louis (NBA), 1957
 Jack Burmaster - Oshkosh (NPBL), 1949;
 Sheboygan (NPBL), 1950-51
 Jim Dawson - Indiana (ABA), 1968
 Dike Eddleman - Tri-Cities (NBA), 1950-51;
 Milwaukee (NBA), 1952; Ft. Wayne
 (NBA), 1952-53
 Bill Erickson - St. Paul (NPBL), 1951
 Don Freeman - Minnesota (ABA), 1968;
 Miami (ABA), 1969-70; Utah (ABA),
 1971; Texas (ABA), 1971; Dallas (ABA),
 1972; Indiana (ABA), 1973-74; San
 Antonio (ABA), 1975; Los Angeles (NBA),
 1976
Kendall Gill - Charlotte (NBA), 1990-
Derek Harper - Dallas (NBA), 1984-
Eddie Johnson - Kansas City (NBA),
 1982-85; Sacramento (NBA), 1986-87;
 Phoenix (NBA) 1987-90; Seattle (NBA),
 1990-
 Rich Jones - Dallas (ABA), 1970; Texas
 (ABA), 1971; Dallas (ABA), 1972-73;
 San Antonio (ABA), 1974-75; New York
 (ABA), 1976; New York Nets (NBA), 1977



Nick Anderson participated in the NBA Slam Dunk Contest at the 1992 All-Star game.



Derek Harper will begin his eighth season with the Dallas Mavericks this year.

John Kerr - Syracuse (NBA), 1955-63;
 Philadelphia (NBA) 1964-65; Baltimore
 (NBA), 1966
 Walt Kersulis - Louisville (NPBL), 1951
 Walton Kirk, Jr. - Ft. Wayne-Indianapolis
 (NBA), 1949; Anderson & Tri-Cities
 (NBA), 1950; Milwaukee (NBA), 1952
 Steve Kuberski - Boston (NBA), 1970-74;
 Milwaukee (NBA), 1975; Buffalo (NBA),
 1976; Boston (NBA), 1976-78
Marcus Liberty - Denver (NBA), 1990-
 Scott Meents - Seattle (NBA), 1989-91
 Ken Menke - Waterloo (NBA), 1950
Ken Norman - Los Angeles Clippers
 (NBA), 1987-
 Don Ohl - Detroit (NBA), 1961-64;
 Baltimore (NBA), 1965-68; St. Louis
 (NBA), 1968; Atlanta (NBA), 1969-70
 Wally Osterkorn - St. Paul & Sheboygan
 (NPBL), 1951; Syracuse (NBA), 1951-55
 Stan Patrick - Waterloo & Sheboygan
 (NPBL), 1950
 Andy Phillip - Chicago (NBA), 1948-50;
 Philadelphia (NBA), 1951-52; Ft. Wayne
 (NBA), 1953-56; Boston (NBA), 1956-58

Mike Price - New York (NBA), 1971-72;
 Indiana (ABA), 1972; Philadelphia (NBA),
 1973
 Dave Scholz - Philadelphia (NBA), 1970
 Oliver Shoaff - Hammond (NPBL), 1949
 Jack Smiley - Ft. Wayne (NPBL), 1948;
 Ft. Wayne (NBA), 1949; Anderson &
 Waterloo (NBA), 1950; Waterloo (NPBL),
 1951
 Don Sunderlage - Milwaukee (NBA), 1954;
 Minneapolis (NBA), 1955
 Roger Taylor - Cleveland & New York
 (ABL), 1962; Philadelphia (ABL), 1963
 Skip Thoren - Minnesota (ABA), 1968;
 Miami (ABA), 1969-70
 Gene Vance - Chicago (NBA), 1948-49;
 Tri-Cities (NBA), 1950-51; Milwaukee
 (NBA), 1952
 Govoner Vaughn - Chicago & Hawaii (ABL),
 1962; Oakland (ABL), 1963
 Nick Weatherspoon - Capital (NBA), 1974;
 Washington (NBA), 1975-77; Seattle
 (NBA), 1977; Chicago (NBA), 1978;
 San Diego (NBA), 1979-81
 John Wessels - Chicago (ABL), 1962
 Bob Wood - Sheboygan (NPBL), 1950

Current players in bold



Kendall Gill was named to the NBA All-Rookie team in 1991.

UNIVERSITY OF ILLINOIS ATHLETES BEHIND THE TRADITIONS

ALL-TIME BASKETBALL LETTERWINNERS

This listing of all-time basketball letterwinners has been updated to include hometown and high school. Information on each athlete was compiled from managers reports, media guides, programs and academic records. Inquiries on additions, deletions or corrections should be directed to the UI Sports Information Office.

An asterisk (*) indicates information was unavailable at the time of printing.

A

Adams, Rich, 1975, 76, 77, 78; F, Cincinnati, Ohio (Colerain)
 Altenberger, Bill, 1955, 56, 57; F, E. St. Louis, Ill. (E. St. Louis)
 Altenberger, Doug, 1983, 84, 85, 87; F-G, Peoria, Ill. (Richwoods)
 Altenmeyer, Vern, 1959, 60; C, Scottsburg, Ill. (Scottsburg)
 Alwood, Clyde, 1915, 16, 17; *, Clinton, Ill. (Clinton)
 Anderson, Earl, 1918; *, Bloomington, Ill. (U of I Academy)
 Anderson, Nick, 1988, 89; F, Chicago, Ill. (Simeon)
 Anderson, Van, 1948, 49, 50; F, Chicago, Ill. (Sullivan)
 Applegran, Clarence, 1916; *, * (*)


B

Bane, Frank, 1914, 15; *, Chicago, Ill. (Pontiac)
 Bardo, Stephen, 1987, 88, 89, 90; G-F, Carbondale, Ill. (Carbondale)
 Bartholomew, Robert, 1930, 31, 32; *, Peoria, Ill. (Peoria Central)
 Battle, Kenny, 1988, 89; F, Aurora, Ill. (Aurora West)
 Bauer, Larry, 1964; F-C, Springfield, Ill. (Springfield)
 Baumgardner, Max, 1951, 53; F, Sterling, Ill. (Sterling)
 Beach, Ted, 1950, 51; G, Champaign, Ill. (Champaign)
 Bemoras, Irvin, 1951, 52, 53; F, Chicago, Ill. (Marshall)
 Benham, Harold, 1935, 36; *, Manteno, Ill. (Manteno Twp.)
 Bennett, Caslon, 1931, 32, 33; *, Marshall, Ill. (Marshall)
 Bennett, Robert, 1992; F, Chicago, Ill. (Julian)
 Bergeson, Carl, 1930; *, Batavia, Ill. (Batavia)
 Bernstein, Louis, 1909, 10; *, Chicago, Ill. (Medill)
 Beynon, Jack, 1934, 35; *, Rockford, Ill. (Rockford)
 Blackwell, Glynn, 1986, 87, 88; G-F, Highland Park, Mich. (Highland Park)

Blackwell, Mel, 1964; F, Centralia, Ill. (Centralia)
 Blout, Bryon, 1936, 37; *, Mt. Pulaski, Ill. (Mt. Pulaski)
 BonSalle, George, 1955, 56, 57; C, Chicago, Ill. (Loyola Academy)
 Bontemps, Kevin, 1980, 81, 82, 83; G, Morton, Ill. (Morton)
 Boudreau, Lou, 1937, 38; *, Harvey, Ill. (Thornton)
 Bowman, P.J., 1989, 90; G, Champaign, Ill. (Parkland J.C.)
 Braun, Howard, 1934, 35, 36; *, Belleville, Ill. (Belleville)
 Bredar, James, 1951, 52, 53; G, Salem, Ill. (Salem)
 Bresnahan, Neil, 1977, 78, 79, 80; F, Oak Park, Ill. (Morgan Park)
 Breyfogle, Larry, 1958; G-F, Lawrenceville, Ill. (Lawrenceville)
 Britton, Earl, 1924; *, Elgin, Ill. (Elgin)
 Brody, Tal, 1963, 64, 65; G, Trenton, New Jersey (Central)
 Brothers, Bruce, 1954, 55, 56; F, Quincy, Ill. (Quincy)
 Brown, Bob, 1964, 66; G-F, W. Frankfort, Ill. (W. Frankfort)
 Brundage, Avery, 1908; *, Chicago, Ill. (R. T. Crane Mann Training)
 Bunkenberg, Bruce, 1958, 59, 60; F, Chicago, Ill. (Roosevelt)
 Burmaster, Jack, 1945, 46, 47, 48; G, Elgin, Ill. (Elgin)
 Burwell, Bill, 1961, 62, 63; C, Brooklyn, New York (Boys)
 Busboom, Les, 1967, 68, 69; G, Royal, Ill. (St. Joseph-Ogden)
 Bushell, Tim, 1974; F, Lincoln, Ill. (Lincoln)

C

Caiazza, Ted, 1957; C, LaGrange, Ill. (Lyons)
 Cann, Fremont, 1928; *, Rochelle, Ill. (Rochelle)
 Carmichael, Tom, 1974, 75; F-C, Rochelle, Ill. (Rochelle)
 Carney, Charles, 1920, 21, 22; *, Evanston, Ill. (Evanston)
 Cermack, Jerome, 1907; *, * (*)
 Clarida, Doug, 1992; G, Marion, Ill. (Marion)
 Clemons, Rennie, 1991, 1992; G, Springfield, Ill. (Calvary)
 Cobb, Levi, 1977, 78, 79, 80; F, Chicago, Ill. (Morgan Park)
 Cohen, Larry, 1972; G, Wilmette, Ill. (New Trier East)
 Colangelo, Jerry, 1960, 61, 62; G, Chicago Heights, Ill. (Bloom)
 Collins, Walter, 1921, 22; *, Rockford, Ill. (Harlem Consolidated)
 Combes, Harry, 1935, 36, 37; *, Monticello, Ill. (Monticello)
 Conner, Nick, 1971, 72, 73; C, Columbus, Ohio (East)
 Craig, Hal, 1946; F, Decatur, Ill. (Decatur)



Jerry Colangelo lettered for the Fighting Illini from 1960-62 and is currently the general manager of the Phoenix Suns.

Crane, Dudley, 1914; *, Montclair, New Jersey (Montclair)
 Crews, Randy, 1968, 69, 70; F, Kankakee, Ill. (Bradley-Bourbonnais)
 Cronk, Howard, 1940; *, Anderson, Ind. (Anderson)
 Curless, Jerry, 1961; G, Table Grove, Ill. (V.I.T.)

D

Dadant, Maurice, 1906, 07, 08; *, Hamilton, Ill. (Hamilton)
 Dahringer, Homer, 1912, 13; *, Waukegan, Ill. (Waukegan)
 Daniels, Jay, 1982, 83; F, W. Palm Beach, Florida (Leonard)
 Daugherty, Russell, 1925, 26, 27; *, Streator, Ill. (Streator)
 Davidson, Marc, 1992; F, Minooka, Ill. (Aurora Christian)
 Davies, Carl, 1938; *, * (*)
 Dawson, Jeff, 1973, 74; G, Oak Park, Ill. (Downers Grove North)
 Dawson, Jim, 1965, 66, 67; G, Elmhurst, Ill. (York)
 DeDecker, Jim, 1971, 72; C, Moline, Ill. (Alleman)
 Dehner, Lewis, 1935, 38, 39; *, Lincoln, Ill. (Lincoln)
 Deimling, Keaton, 1926, 27, 28; *, Stevens Point, Wis. (Medford)
 Delaney, Donald, 1944, 45; C, Detroit, Ill. (*)
 DeMoulin, Ray, 1944; F, Mulberry Grove, Ill. (*)
 Deputy, Donn, 1974; F, Pekin, Ill. (Pekin)
 Dezort, Tom, 1970; F, Edwardsville, Ill. (Edwardsville)

Dillon, David, 1941; *, Newton, New Jersey (Sturgis)
 Doolen, Bryan, 1926; *, * (*)
 Dorn, Ernest, 1927, 28, 29; *, Chicago, Ill. (Loyola Academy)
 Doster, Robert, 1946, 47; F, Decatur, Ill. (Decatur)
 Douglas, Bruce, 1983, 84, 85, 86; G, Quincy, Ill. (Quincy)
 Downey, Dave, 1961, 62, 63; F-G, Canton, Ill. (Canton)
 Drew, Earl, 1928, 29; *, Chicago, Ill. (Crane Tech.)
 Drish, John, 1939, 40, 41; *, Chicago, Ill. (Morton)
 Duis, Mike, 1992; F, Crescent City, Ill. (Parkland J.C.)
 Duner, Swen, 1913, 14, 15; *, Wheaton, Ill. (Wheaton)
 Dunlap, Ron, 1966, 67; C, Chicago, Ill. (Farragut)
 Dutcher, James, 1954, 55; F, Downers Grove, Ill. (Downers Grove)

E
 Eddleman, Dwight, 1947, 48, 49; F, Centralia, Ill. (Centralia)
 Edwards, Bill, 1962, 63, 64; G, Windsor, Ill. (Windsor)
 Elwell, Dan, 1916; *, Peoria, Ill. (Manual)
 Erickson, William, 1947, 48, 49, 50; G, Rockford, Ill. (East)
 Evers, Walter, 1940; *, Collinsville, Ill. (Collinsville)

F
 Farnham, Brad, 1974, 75; F, Paris, Ill. (Paris)
 Felmley, John, 1917, 20; *, Normal, Ill. (University High)
 Fencel, Fred, 1934; *, Cicero, Ill. (Morton)
 Fencel, George, 1930, 31, 32; *, Cicero, Ill. (Morton)
 Ferdinand, Ken, 1976, 77; F, Urbana, Ill. (Urbana)
 Flessner, Deon, 1966, 67; F-C, Royal, Ill. (St. Joseph-Ogden)
 Fletcher, Ralph, 1919; *, Morris, Ill. (Morris)
 Fletcher, Rodney, 1950, 51, 52; G, Champaign, Ill. (Champaign)
 Foley, Richard, 1947, 48, 49; G, Paris, Ill. (Paris)
 Follmer, Clive, 1951, 52, 53; F, Forrest, Ill. (Forrest)
 Follmer, Mack, 1950, 51; *, Forrest, Ill. (Forrest)
 Foster, Jed, 1971, 72, 73; F, Fairfield, Ill. (Fairfield)
 Fowler, Charles, 1942; *, Watseka, Ill. (Watsseka)
 Frandsen, Lee, 1959, 60; G, Davenport, Iowa (Davenport)
 Frank, Joseph, 1938, 39, 40; *, * (*)
 Freeman, Don, 1964, 65, 66; F, Madison, Ill. (Madison)

Fronczak, Stan, 1948; G, Brooklyn, N.Y. (*)
 Froschauer, Frank, 1933, 34, 35; *, Lincoln, Ill. (Lincoln)
 Fulton, Clifton, 1943, 50; F, Mooseheart, Ill. (*)

G
 Gates, Ralph, 1912; *, Chicago, Ill. (Lake View)
 Gates, William, 1936; *, Rockford, Ill. (Rockford)
 Gatewood, Roy, 1950; F, Salem, Ill. (*)
 Gadvilas, Leo, 1945; *, * (*)
 Geers, Tim, 1990, 91; F, Chicago, Ill. (DeLaSalle)
 Gerecke, Herbert, 1951, 52; F, Pekin, Ill. (*)
 Gerhardt, Tom, 1976, 77, 78; F, Chicago, Ill. (DeLaSalle)



Legendary Chicago Bears owner George Halas lettered for the Fighting Illini in 1917 and 1918.

Gibbs, Paul, 1933; *, Lincoln, Ill. (Lincoln)
 Gibson, Ken, 1990; G, Bloomington, Ill. (Bloomington)
 Gill, Kendall, 1987, 88, 89, 90; G, Matteson, Ill. (Rich Central)
 Gillespie, Gordon, 1944; C, Chicago, Ill. (Kelvyn Park)
 Gosnell, Alan, 1958, 59, 60; F, Lawrenceville, Ill. (Lawrenceville)
 Graff, Dennis, 1974; G, Gibson City, Ill. (Gibson City)
 Gray, Reno, 1978, 80; G, Chicago, Ill. (Hales Franciscan)
 Green, Fred, 1946, 47, 48, 49; C, Urbana, Ill. (Urbana)
 Green, Jim, 1987; G, Peoria, Ill. (Spaulding)
 Greene, Royner, 1934, 35; *, Renovo, Pennsylvania (Renovo)

Griffin, James, 1979, 80, 81, 82; C, Grandview, Texas (Dunbar)
 Guttchow, Roy, 1934, 35; *, Bloomington, Ill. (Trinity)

H
 Haffner, Scott, 1985; G, Noblesville, Ind. (Noblesville)
 Haines, Leonard, 1924, 25, 26; *, Belvidere, Ill. (Belvidere)
 Halas, George, 1917, 18; *, Chicago, Ill. (Crane Tech.)
 Hall, Albert, 1910, 12; *, Waukegan, Ill. (Waukegan)
 Haller, Tom, 1957; G-F, Lockport, Ill. (Lockport)
 Handlon, Colin, 1938, 39, 40; *, Edwardsville, Ill. (Edwardsville)
 Hamilton, Lowell, 1986, 87, 88, 89; F, Chicago, Ill. (Providence St. Mel)
 Hapac, William, 1938, 39, 40; *, Chicago, Ill. (Morton)
 Harper, Charles, 1929, 30, 31; *, Chandlerville, Ill. (Chandlerville)
 Harper, Derek, 1981, 82, 83; G, W. Palm Beach, Florida (North Shore)
 Harrison, Jodie, 1968, 69; G, Streator, Ill. (Streator)
 Hellmich, Hudson, 1932, 33, 34; *, St. Louis, Mo. (Soldan)
 Hellstrom, Norton, 1921, 23; *, Evanston, Ill. (Evanston)
 Henry, Wilber, 1935, 36, 37; *, Benton, Ill. (Benton)
 Hill, Herbert, 1929; *, Elgin, Ill. (Elgin)
 Hinton, Larry, 1964, 65, 66; G, Shelbyville, Ill. (Shelbyville)
 Hocking, William, 1940, 41, 42; *, Braidwood, Ill. (Reed Custer)
 Hoffmann, R. W., 1913; *, St. Louis, Mo. (Wash. Univ.)
 Holcomb, Derek, 1979, 80, 81; C, Peoria, Ill. (Richwoods)
 Hollopeter, Cecil, 1925; *, Spencerville, Ind. (Spencerville)
 Hooper, Max, 1952, 53, 54; F-C, Mt. Vernon, Ill. (Mt. Vernon)
 Horton, Gordon, 1944; G, Albion, Ill. (*)
 How, John, 1928, 29; *, Lakeville, Ind. (Lakeville)
 Howat, Rick, 1969, 70, 71; G, Downers Grove, Ill. (North)
 Humphrey, Dwight, 1946, 47; F, Moline, Ill. (*)

I-J
 Ingwersen, Bert, 1918, 19, 20; *, Fulton, Ill. (Clinton)
 Jackson, Greg, 1969, 70, 71; C, Chicago, Ill. (St. Philip)
 Jackson, Mennie, 1958, 59, 60; G, Edwardsville, Ill. (Edwardsville)
 Johansen, Bob, 1965, 66, 67; F, Geneva, Ill. (Geneva)

Johnson, Eddie, 1978, 79, 80, 81; F, Chicago, Ill. (Westinghouse)
 Johnson, Howard, 1974, 75; G, Marshall, Ill. (Marshall)
 Jones, Mike, 1978; G-F, Joliet, Ill. (Central)
 Jones, Rich, 1966, 67; F, Memphis, Tenn. (Lester)
 Jones, Rodney, 1990; F-C, Philadelphia, Pa. (West Philadelphia)
 Judson, Howard, 1944, 45; G, Hebron, Ill. (Hebron)
 Judson, Paul, 1954, 55, 56; G, Hebron, Ill. (Hebron)
 Judson, Phil, 1955, 56; G-F, Hebron, Ill. (Hebron)
 Judson, Rob, 1977, 78, 79, 80; G, Zion, Ill. (Zion-Benton)
 Juul, Herbert, 1906, 07; *, Chicago, Ill. (West Division)

K

Kamm, Albert, 1933, 34; *, Atwood, Ill. (Atwood)
 Kamm, Alfred, 1934; *, Atwood, Ill. (Atwood)
 Kamp, Elbert, 1930, 31, 32; *, Mt. Carmel, Ill. (Carmel)
 Kamp, Robert, 1930, 31, 32; *, Mt. Carmel, Ill. (Carmel)
 Karnes, T. D., 1924, 25; *, Fairbury, Ill. (Fairbury)
 Kassel, Charles, 1925, 26; *, Melrose Park, Ill. (Proviso)
 Kaufmann, Andy, 1990, 91; F, Jacksonville, Ill. (Jacksonville)
 Kawal, Ed, 1930; *, Cicero, Ill. (Morton)
 Keller, Charles, 1986; G, Effingham, Ill. (Effingham)
 Kerr, John, 1952, 53, 54; C, Chicago, Ill. (Tilden)
 Kersulis, Walt, 1945, 48, 49, 50; F-C, E. St. Louis, Ill. (E. St. Louis)
 Kircher, Helmuth, 1913, 14; *, Chicago, Ill. (Crane Tech.)
 Kirk, Walt, 1944, 45, 47; F-G, Mt. Vernon, Ill.
 Klusendorf, Don, 1984; F, Western Springs, Ill. (Lyons)
 Kopp, William, 1919; *, Chicago, Ill. (Englewood)
 Kpedi, Andy, 1990, 91; C, St. Anne, Ill. (Kankakee J.C.)
 Krelle, Jim, 1970, 71, 72; G, Aurora, Ill. (West)
 Kujawa, Jens, 1986, 87, 88; C, Braunschweig, West Germany (Taylorville [Ill.])
 Kunz, Phil, 1987, 88; F-C, Carlyle, Ill. (Carlyle)

L

Landt, Louis, 1959, 60; G, Chicago, Ill. (Roosevelt)



Eddie Johnson, who lettered for the Illini from 1978-81, is Illinois' third all-time leading scorer.

Lanter, Steve, 1977, 79; G, Belvidere, Ill. (Mascoutah)
 Lasater, Harry, 1938; *, Barnhill, Ill. (Fairfield)
 Leddy, George, 1946; *, Chicago, Ill. (Kelvyn Park)
 Leeper, Sam, 1962; G, Tolono, Ill. (Unty)
 Leighty, Rick, 1976, 77; G-F, Lawrenceville, Ill. (Lawrenceville)
 Leo, Herbert, 1911, 12; *, St. Louis, Mo. (Yeatman)
 Leonard, Bryan, 1981, 82, 83; C, Belleville, Ill. (East)
 Liberty, Marcus, 1989, 90; F, Chicago, Ill. (King)
 Lindsay, Forrest, 1926; *, Tulsa, Okla. (Central)
 Lipe, Cordon, 1923, 24, 25, 26; Chicago, Ill. (Lake Forest Academy)
 Lipe, K. Jack, 1925, 26; *, Chicago, Ill. (Lake Forest Academy)

Love, John, 1962, 64; F, Ottawa, Ill. (Ottawa)
 Lovelace, Jay, 1962; G, Carbondale, Ill. (Carbondale)
 Louis, Benny, 1966, 67, 68; F, Pinckneyville, Ill. (Pinckneyville)
 Lubin, Larry, 1976, 77, 78, 79; G, Glencoe, Ill. (Evanston)

M

MacDonald, Mike, 1989; F, Streamwood, Ill. (Streamwood)
 Makovsky, Ed, 1953, 54; F-C, Cicero, Ill. (Morton)
 Manzke, Edward, 1989; G, Orland Park, Ill. (Marist)
 Marks, James, 1948, 49; F, Edwardsville, Ill.
 Marks, John, 1951; G, Edwardsville, Ill.
 Markworth, Martin, 1936; Cleveland, Ohio (West Tech.)
 Martin, Hollie, 1926; *, (*)
 Mathisen, Arthur, 1941, 42, 43; C, Dwight, Ill.
 Matthews, Audie, 1975, 76, 77, 78; G, Chicago, Heights, Ill. (Bloom)
 Mauer, John, 1924, 25, 26; *, Batavia, Ill. (Batavia)
 May, Elbridge, 1929, 30, 31; *, Chicago, Ill. (Lake View)
 McBride, John, 1973; G, Orland Park, Ill. (Sandburg)
 McClure, Ray, 1946; *, Galesburg, Ill. (Galesburg)
 McKay, Ernest, 1917; *, Evanston, Ill. (Evanston)
 McKay, Robert, 1927; *, Champaign, Ill. (Champaign)
 McKeown, Bill, 1964, 65; G, Clinton, Ill. (Clinton)
 Mee, Julian, 1920, 21; *, Chicago, Ill. (William & Vashti College)
 Meents, Scott, 1983, 84, 85, 86; F, Herscher, Ill. (Herscher)
 Menke, Ken, 1942, 43, 47; F, Dundee, Ill.
 Menke, Robert, 1946; F-C, Elgin, Ill.
 Mettile, Jerry, 1967; F-G, Morris, Ill. (Morris)
 Meyer, Matt, 1979; G, Manito, Ill. (Foreman)
 Michael, Tom, 1991, 92; F, Hoffman, Ill. (Carlyle)
 Miller, Fred, 1969, 70, 71; F, Pekin, Ill. (Pekin)
 Mills, Coke, 1935; *, (*)
 Mills, Doug, 1961, 62; G, Galesburg, Ill. (Galesburg)
 Mills, Douglas, 1928, 29, 30; *, Elgin, Ill. (Elgin)
 Mittleman, Benjamin, 1918, 19; *, Chicago, Ill. (Marshall)
 Montgomery, George, 1982, 83, 84, 85; C, Chicago, Ill. (Corliss)
 Moore, Vernon, 1932; *, Martinesville, Ill. (Martinesville)
 Morris, Bill, 1972; C, St. Louis, MO. (Beaumont)

Morton, Robert, 1944, 45; F, Elgin, Ill. (Elgin)
 Mroz, Wallie, 1946; *, Chicago, Ill. (Wells)

N

Nisbet, Tom, 1937, 38, 39; *, Harvey, Ill. (Thornton)
 Norman, Ken, 1985, 86, 87; F, Chicago, Ill. (Crane)

O

Ohl, Don, 1956, 57, 58; G, Edwardsville, Ill. (Edwardsville)
 Olson, Everette, 1927; *, Hinsdale, Ill. (Lyons)
 O'Neal, Alvin, 1971; G-F, Peoria, Ill. (Spalding)
 O'Neal, Robert, 1941; *, Chicago, Heights, Ill. (Bloom)
 Orr, John, 1945; *, Pittsburg, Kansas (Taylorsville)
 Osterkorn, Walter, 1948, 49, 50; F-C, Chicago, Ill. (Amundsen)
 Otto, Gordon, 1916; *, Chicago, Ill. (Bradley Poly. Inst.)
 Owen, William, 1931, 32, 33; *, South Bend, Ind. (S. Bend)

P

Pace, Dennis, 1967, 68, 69; F, Collinsville, Ill. (Collinsville)
 Parker, Curtis, 1924; *, Hubbard Woods, Ill. (New Trier)
 Parker, Edwin, 1942; C-F, Cicero, Ill. (Morton)
 Parker, Kenneth, 1943; C, Granite City, Ill. (*)
 Patrick, Stan, 1944; F, Chicago, Ill. (Leo)
 Paul, John, 1957, 58; G, Elgin, Ill. (St. Edward)
 Pearson, Preston, 1966, 67; G, Freeport, Ill. (Freeport)
 Penn, Albert, 1908; *, Camden, Indiana (Indiana Univ.)
 Perry, Edward, 1958, 59, 60; F, Salem, Ill. (Salem)
 Peterson, Robert, 1951, 52, 53; C, Elgin, Ill. (Elgin)
 Phillip, Andrew, 1942, 43, 47; F, Granite City, Ill. (*)
 Phillips, Charles, 1938; DuQuoin, Ill. (DuQuoin)
 Pierce, Scott, 1991, 92; F, Euless, Texas (Trinity)
 Plew, Elmer, 1953, 54; G, Paris, Ill. (Paris)
 Popken, Roland, 1922, 23, 24; *, Oak Park, Ill. (Oak Park)
 Popperfuss, Henry, 1908, 09, 10; *, Tomah, Wisc. (St. Ignacius College)
 Poston, Emmett, 1909, 11; *, Crawfordsville, Ind. (Crawfordsville)
 Potter, Glenn, 1922, 23, 24; *, Orange, California (Orange Union)



Three-year letterman Ken Norman earned first-team All-Big Ten honors in 1986 and '87.

Price, Mike, 1968, 69, 70; G, Indianapolis, Ind. (Arsenal Tech.)
 Probst, J. S., 1918; *, Elkhart, Ind. (Elkhart)

R

Range, Perry, 1979, 80, 81, 82; G, South Beloit, Ill. (S. Beloit)
 Redmon, Bogie, 1963, 64, 65; F-C, Collinsville, Ill. (Collinsville)
 Reitsch, Henry, 1921; *, Rockford, Ill. (Rockford)
 Rennacher, Roy, 1909, *. Kirkwood, Ill. (Lewis Institute)

Renner, Jerry, 1961; F, Aurora, Ill. (East)
 Reynolds, Kenneth, 1925, 26, 27; *, Villa Grove, Ill. (Villa Grove)
 Richardson, Quinn, 1981, 82, 84, G, Robbins, Ill. (Eisenhower)
 Richmond, Robert, 1939, 41, *. W Frankfort, Ill. (W Frankfort)
 Ridley, William, 1954, 55, 56, G, Taylorville, Ill. (Taylorville)
 Reigel, Robert, 1935, 36, 37, *. Tolono, Ill. (St. John's Military)
 Riley, Roy, 1906, *. Sutton, Nebraska (W Division)

Roberson, Garvin, 1972, 73; G, Elkhart, Ind. (Elkhart)
 Roberts, Dave, 1973, 74, 75; G, Broadview, Ill. (Proviso East)
 Roettger, Walter, 1922, 23; *, St. Louis, MO (Yeatman)
 Roth, Steve, 1992; F, Belleville, Ill. (East)
 Rowe, Robert, 1946; C, Warren, Ill. (*)
 Rucks, Bill, 1974, 75; C, Waukegan, Ill. (Waukegan)
 Rucks, Jim, 1972; F, Waukegan, Ill. (Waukegan)
 Ryan, Edward, 1906, 07; *, Elgin, Ill. (Elgin)


S

Sabo, John, 1921, 22; *, South Bend, Ind. (South Bend)
 Sachs, Henry, 1939, 40, 41; *, Chicago, Ill. (Wells)
 Schafer, Tom, 1984; F, Algonquin, Ill. (Jacobs)
 Schmidt, Harv, 1955, 56, 57; F, Kankakee, Ill. (Kankakee)
 Schmidt, Rick, 1973, 74, 75; F, Royal, Ill. (St. Joseph-Ogden)
 Scholz, Dave, 1967, 68, 69; F-C, Decatur, Ill. (Decatur)
 Schroeder, C.J., 1972, 73, 74; G, Davenport, Iowa (West)
 Schuldt, James, 1951, 53; G, Dundee, Ill. (Dundee)
 Searcy, Ed, 1960; F-C, Indianapolis, Ind. (Attucks)
 Seyler, Jim, 1944, 45, 46; G, Centralia, Ill. (Centralia)
 Shapiro, Harold, 1939, 40, 41; *, Rochester, New York (Franklin)
 Shapland, Bob, 1970, 71; G, Champaign, Ill. (Central)
 Shapland, Mark, 1989; G, Monticello, Ill. (Monticello)
 Shirley, Alton, 1943; C, St. Elmo, Ill. (Effingham)
 Shoaff, Oliver, 1943; F, Mt. Carmel, Ill. (*)
 Small, Bill, 1961, 62, 63; G, Aurora, Ill. (West)
 Small, Ervin, 1988, 89, 90; F, Chicago, Ill. (Simeon)
 Smiley, Arthur, 1942, 43, 46, 47; G, Waterman, Ill. (*)
 Smith, Dave, 1974; F, Clarendon Hills, Ill. (Hinsdale Central)
 Smith, Larry, 1987, 88, 89, 91; G, Alton, Ill. (Alton)
 Smith, Mark, 1978, 79, 80, 81; F, Peoria, Ill. (Richwoods)
 Solyom, Andrew, 1928; *, Elgin, Ill. (Elgin)
 Staab, Jake, 1944, 45; F, Chillicothe, Ill. (*)
 Starnes, Bob, 1961, 62, 63; F, Dukedom, Tenn. (Chicago, Gage Park)
 Sterneck, Morris, 1954; G, Salem, Ill. (Salem)
 Stewart, Charles, 1906, 07; *, Charleston, Ill. (E. Illinois Univ.)

Stilwell, Leland, 1922, 23, 24; *, Stewartsville, Ind. (Olney)
 Stout, Hiles, 1955, 56, 57; F, Peoria, Ill. (Central)
 Swanson, Harold, 1936, 37; *, Chicago, Ill. (Roosevelt)
 Sunderlage, Don, 1949, 50, 51; F-G, Elgin, Ill.

T

Tabor, Hubert, 1922; *, Sullivan, Ill. (Sullivan)
 Tallmadge, Floyd, 1906; *, Geneva, Nebraska (Geneva)
 Tarwain, John, 1930; *, New Baden, Ill. (Goode-Barren)



A three-year letterman, Govoner Vaughan later went on to play with the Harlem Globetrotters.

Taylor, Brooks, 1990, 91, 92; G, Chicago, Ill. (DeLaSalle)
 Taylor, Curtis, 1986; G, Syracuse, N.Y. (Fowler)
 Taylor, Paul, 1918, 19, 20; *, Indianapolis, Ind. (Mooreville)
 Taylor, Roger, 1957, 58, 59; G, Park Forest, Ill. (Rich)
 Theobald, William, 1933; *, DuQuoin, Ill. (DuQuoin)
 Thomas, Deon, 1991, 92; F-C, Chicago, Ill. (Simeon)
 Thompson, Thomas, 1908, 09, 10; *, Russell, Kansas (Roadhouse)
 Thoren, Skip, 1963, 64, 65; C, Rockford, Ill. (East)
 Thurlby, Burdette, 1948, 49, 50; G, Kirkland, Ill. (*)
 Tucker, Craig, 1981, 82; G, Flint, Michigan (Northern)
 Tucker, Otho, 1973, 75, 76; G, Paris, Ill. (Paris)

Tuttle, Will, 1992; G, Mokena, Ill. (Lincoln Way)

V

Vail, Charles, 1918, 20, 21; Chicago, (Parker)
 Vance, Eugene, 1942, 43, 47; G, Clinton, Ill. (Clinton)
 Vaughn, Govoner, 1958, 59, 60; F, Edwardsville, Ill. (Edwardsville)
 Vopicka, James, 1936, 37; *, Cicero, Ill. (Morton)
 Vopicka, Jim, 1964, 65; G, Brookfield, Ill. (Morton West)

W

Walquist, Lawrence, 1920, 21, 22; *, Rockford, Ill. (Rockford)
 Wardley, George, 1937, 38, 39; *, Joliet, Ill. (Phillips Exeter Acad.)
 Washington, Mike, 1975, 76; F-C, Chicago, Ill. (Morgan Park)
 Watson, Carl, 1909, 10; *, Chicago, Ill. (Lewis Institute)
 Weatherspoon, Nick, 1971, 72, 73; F, Canton, Ohio (McKinley)
 Welch, Anthony, 1982, 83, 85, 86; F, Grand Rapids, Michigan (Creston)
 Wente, Mike, 1974; C, Effingham, Ill. (St. Anthony)
 Wessels, John, 1959, 60, 61; C, Rockford, Ill. (West)
 Westervelt, Kevin, 1980; G, Peoria, Ill. (Richwoods)
 Westfall, Curtis, 1907; *, Bushnell, Ill. (Lombard Coll.)
 Wheeler, T.J., 1992; G, Christopher, Ill. (Christopher)
 White, James, 1911, 12, 13; *, Chicago, Ill. (Lakeview)
 Williams, Nate, 1975, 76; G, Chicago, Ill. (Crane)
 Williford, Edward, 1913, 14, 15; *, Nokomis, Ill. (Nokomis)
 Wilson, Kenneth, 1919, 20; *, Atwood, Ill. (Atwood)
 Windmiller, Bob, 1969, 70; G, N. Manchester, Ind. (Ossian)
 Winters, Erem, 1983, 84, 85, 86; F, Chicago, Ill. (King)
 Woods, Ralf, 1915, 16, 17; *, Evanston, Ill. (Evanston)
 Woods, Ray, 1915, 16, 17; *, Evanston, Ill. (Evanston)
 Woodward, Reggie, 1986; G, Chicago, Ill. (King)
 Woolston, William, 1911, 12; *, Geneva, Ill. (Cornell Univ.)
 Wright, James, 1952, 53, 54; G, Lawrenceville, Ill. (Lawrenceville)
 Wukovits, Victor, 1940, 41, 42; *, South Bend, Ind. (Riley)
 Wysinger, Tony, 1984, 85, 86, 87; G, Peoria, Ill. (Central)

Covering Fighting Illini Basketball



172 MEDIA INFORMATION
176 SID STAFF
177 1993 NCAA MEN'S
CHAMPIONSHIP
BRACKET

178 1992-93 BIG TEN
COMPOSITE SCHEDULE

MEDIA INFORMATION

The University of Illinois Sports Information Office is pleased to present this preseason publication on the 1992-93 Fighting Illini men's basketball team. We hope that it will answer most of your questions. This guide will be supplemented with weekly materials throughout the entire 1992-93 season. Please take a moment to review the following media-related information. As always, if I or my staff can be of further service, please call the UI Sports Information Office at 217/333-1390.

Mike Pearson
Sports Information Director
University of Illinois

ASSEMBLY HALL & PRESS BOX

Entrance to Assembly Hall & Press Box — Properly credentialed media may enter the Assembly Hall through the "Press and Participants" door at the northeast lower entrance. Persons picking up credentials at the Assembly Hall will be required to furnish positive identification to the attendant. Media should proceed to room 123 where overcoats and personal items can be stored while the game is in progress. Media may also secure game programs, media guides and pregame information sheets. Please contact a member of the UI Sports Information staff if access to room 123 is needed during the game. Coupons for refreshments, available at the stand directly behind the center of the back row of the media area, are available from the attendants in room 123.

COURTSIDE PHOTOGRAPHY

All photographers should report to room 123 of the Assembly Hall upon their arrival to receive a photo armband, to be worn in addition to the credential. All photographers must work from within the designated areas around the perimeter of the playing court. The University of Illinois follows NCAA and Big Ten guidelines regarding event photography. In the event of heavy demand for photo credentials for a particular game, shooting locations will be assigned.

Strobes — Photographers wishing to use strobe equipment at Illinois home games must make their requests known to the Illinois Sports Information staff at least one week in advance of the game for which they are needed. There is a nominal charge for installation and/or use of such equipment.

CREDENTIALS

Press Box All members of the media covering the game in a working capacity must seek appropriate credentials in advance from Mike Pearson, UI Sports Information

Director. We would appreciate receiving these requests at least two weeks before the date of the game. Requests for working space in the press box, courtside photo passes and parking passes must be made on your affiliation's letterhead stationary. In the event of heavy demand for credentials for a particular game, requests will be prioritized according to published circulation numbers. Be specific when requesting the type of credential needed. Spouses, dates, non-workers, and children will not be permitted in the press box. Media agencies that violate this policy will not be issued credentials for future games.

Road-Game Credentials Media credential requests for Fighting Illini road games should be addressed to the Sports Information Director of the host institution. Be specific when requesting the type of credential needed.

HEADQUARTERS ON THE ROAD

Updates concerning the Illinois basketball team while it is on the road may be obtained from the accompanying sports information contact, who may be reached at the following hotels at which the team is staying the night before the game:

Nov. 23-28: Great Alaska Shootout

Captain Cook Hotel
P.O. Box 102280
Anchorage, AK 99510
Telephone: (907) 276-6000

Dec. 22: Missouri

Marriott Pavillion
One Broadway
St. Louis, MO 63102
Telephone: (314) 421-1776

Dec. 25: Texas

Hyatt Regency Austin
208 Barton Spring
Austin, TX 78742
Telephone: (512) 477-1234

Jan. 6-7: Northwestern

North Shore Hilton
9599 Skokie Blvd.
Skokie, IL 60077
Telephone: (708) 679-7000

Jan. 8: Michigan State

Harley Hotel
3600 Dunkel Road
Lansing, MI 48910
Telephone: (517) 351-7600

HOTEL ROOMS

The Sports Information Office has a limited number of rooms reserved in the Champaign-Urbana area. Please contact SID secretary Janice Revell at least one week in advance, and she will try to accommodate you.

PARKING

No parking passes are issued at the Assembly Hall. All parking is free and adjacent to the building. Media personnel are encouraged to arrive at least 45 minutes prior to tipoff, and to park in the Northeast lot (enter from Fourth Street), since the "Press and Participants" entrance is located on that side of the arena (see map).

PREGAME AND POSTGAME SERVICES

Play-by-play, halftime and complete final statistics, quote sheets, and pregame and postgame notes are all regular

Media Procedure for Interviews with University of Illinois Coaches, Athletes and Administrators

To facilitate the schedules of Division of Intercollegiate Athletics' (DIA) coaches and administrators and to expedite media requests, the University of Illinois Sports Information Office encourages media personnel to arrange interview requests through the Sports Information staff. Whenever circumstances prevent media personnel the time or opportunity to follow this procedure, DIA coaches and administrators are encouraged to accommodate media requests. Coaches and administrators have the flexibility to establish and maintain relationships with media that accommodate their respective schedules. This interview procedure is designed to enhance the availability of DIA staff members to answer questions from the media at a time which best facilitates each individual's schedule. Telephone calls to the homes of DIA staff members from the media may be made upon consent of the individual coach or staff member.

Interview requests from the media for University of Illinois student-athletes should be arranged through the Sports Information Office. Media personnel are asked not to call the student-athlete at his residence.

In most situations, the most convenient opportunity for media interviews is following the team practice sessions. If this is not a convenient time for the media, return telephone calls from the athletes to the media will be arranged. The student-athletes' academic endeavors are of the utmost importance, and they will not be asked to miss classes for purposes of a media interview. In most situations, student-athletes are not available on the day of scheduled intercollegiate competition until after the event is completed.

For more information, call the Sports Information Office at (217) 333-1390.

services on game day. Postgame information will be distributed to media at their position in the press box.

Postgame — Coach Lou Henson and selected UI players will be available approximately 10-15 minutes after the conclusion of the game, and will be brought to the interview room (located just west of the north tunnel of the Assembly Hall). The visiting coach and players are available, subject to their team's policy. Those interested in audio taping grouped interviews should connect their recorders to the distribution amplifier provided by Sports Information. Output from the device is microphone level, terminated in 1/8" two-conductor plugs and jacks, or three-pin standard microphone male connectors.

TELEPHONES

Telephone lines in the press box must be ordered at least one week in advance of the game(s) for which they are needed. The orders should be addressed to Tony Mangano of Illinois Bell (312/727-5194, during regular business hours). No telephone lines or instruments are available through the UI Sports Information Office. Four charge-a-call phones are located in the center section of Row I in the press box. In addition, a pay telephone is located on the lower concourse of the Assembly Hall, near the East entrance.

Updates

BROADCAST SERVICES

Three-quarter-inch video dubs of 1989-90, 1990-91, and 1991-92 UI men's basketball highlights are available. A limited selection of archive video tape previous to 1989 is also available. At least one-day advance notice of your video request will be appreciated. Call Dave Johnson at (217) 333-1390.

RADIO PROGRAMING

The "Illini Today" show airs Monday through Friday and provides daily updates on UI athletics. "Classroom Champions" is a feature that airs at halftime of each basketball game and highlights the academic exploits of UI students.

INFORMATION ACCESS BY COMPUTER

Another service of the UI Sports Information office is the ability to access up-to-date information about Fighting Illini men's basketball and other sports through computer interface. This service is available 24 hours per

day. For more information, call Dick Barnes at (217) 333-1390.

LIVE PLAY-BY-PLAY

Each Illinois men's basketball game is carried live by the 49-station Illini Sports Network, which blankets the state, and reaches most of the Midwest. Jim Turpin will do the play-by-play with Loren Tate as the color analyst. The Illini Sports Network includes:

WRMJ-FM, 102.3, Aledo	WJOL-AM, 1340, Joliet
WBGZ-AM, 1570, Alton	WKAN-AM, 1590, Kankakee
WRAJ-AM/FM, 1440/92.7, Anna	WLBH-FM, 96.9, Mattoon
WAUR-AM, 930, Aurora	WRAM-AM, 1330, Monmouth
WRMS-AM/FM, 790/94.3, Beardstown	WINI-AM, 1420, Murphysboro
WIBV-AM, 1260, Belleville/St. Louis	WCMT-AM, 1430, Ottawa
WIHN-FM, 96.7, Bloomington/Normal	WPXN-FM, 104.9, Paxton
WKRO-AM, 1490, Cairo	WIRL-AM, 1290, Peoria
WBYS-FM, 98.3, Canton	WBBA-AM/FM, 1580/97.5, Pittsfield
WCNL-FM, 95.9, Carlinville	WSPY-FM, 107.1, Plano
WKZI-AM, 800, Casey	WPOK-AM, 1080, Pontiac
WDWS-AM, 1400, Champaign/Urbana	WZOE-AM, 1490, Princeton
WHMS-FM, 97.5, Champaign/Urbana	WGEN-AM/FM, 1500/104.9, Quad Cities/Geneseo
WEIC-AM, 1270, Charleston	WZLZ-FM, 103.9, Quincy
WLUP-AM, 1000, Chicago	WTAY-AM/FM, 1570/101.7, Robinson
WHOW-AM/FM, 1520, 95.9, Clinton	WRHL-AM/FM, 1060/102.3, Rochelle
WKBM-FM, 100.7, Coal City	WNTA-AM, 1150, Rockford
WIAI-FM, 99.1, Danville	WJBD-AM/FM, 1350/100.1, Salem
WDAN-AM, 1490, Danville	WCCI-FM, 100.1, Savanna
WSOY-AM, 1340, Decatur	WSHY-AM, 1560, Shelbyville
WDQN-AM/FM, 1580/95.9, DuQuoin	WHCO-AM, 1230, Sparta
WCRA-AM, 1090, Effingham	WTAX-AM, 1240, Springfield
WCRC-FM, 95.7, Effingham	WSDR-AM, 1240, Sterling
WAIK-AM, 1590, Galesburg	WTIM-AM, 1410, Taylorville
WJPF-AM, 1340, Herrin	WRVI-FM, 96.7, Virden
WJIL-AM, 1550, Jacksonville	WGFA-AM/FM, 1360/94.1, Watseka
WJVO-FM, 105.5, Jacksonville	WFRX-FM, 97.7, West Frankfort
WJBM-AM, 1480, Jerseyville	

*stations as of Oct. 1, 1992

LOU HENSON TV SHOW

This weekly 30-minute television program, hosted by Jim Turpin, station manager of WDWS Radio in Champaign, features game highlights and interviews with coaches, players and others involved in the Illinois basketball program. Viewers should consult their local listings for the days and times of the telecasts.

PRESS LUNCHEONS

All media personnel who regularly cover Illinois basketball are invited to these bi-weekly sessions, held at the Assembly Hall. Coach Lou Henson is available for interviews, as are opposing coaches (by telephone hook-up). The luncheons get underway at 11:30 a.m. and conclude by 1 p.m. on the dates listed below:

Tuesday, Dec. 8	Tuesday, Feb. 2
Monday, Dec. 21*	Monday, Feb. 15
Tuesday, Jan. 5	Tuesday, March 2
Tuesday, Jan. 19	

* - 9:30 a.m. breakfast

Following the luncheons, upon request, Illinois players will be available for interviews before practice at the practice site.

SPORTS INFORMATION OFFICE

(217) 333-1390
115 Assembly Hall, 1800 S. First St.,
Champaign, IL 61820
FAX NUMBER: (217) 333-5540

MIKE PEARSON, Sports Information Director (Home: 344-5355) (For men's basketball requests regarding: credentials; Director of Athletics Ron Guenther; historical notes; general information)

DICK BARNES, Assistant SID (Home: 384-8113) (For men's basketball requests regarding: media release availability; player interviews; statistics; injuries; general information)

KENT BROWN, Assistant SID (Home: 384-6486) (For men's basketball requests regarding: records; feature ideas/angles; general information)

DAVE JOHNSON, Assistant SID (Home: 352-2477) (For men's basketball requests regarding: broadcast services (video/audio); general information)

JULIE DALPIAZ, Publications Coordinator (Home: 367-2253) (For men's basketball requests regarding: photos; game programs)

ROBYN LOUGHRAN, Graphic Designer

LISA NELSON, Graduate Assistant

STEVE REAVEN, Intern

DAN WALLENBERG, Intern

JANICE REVELL, Office Manager (For men's basketball requests regarding: hotel accommodations; credentials; general information)

MEN'S BASKETBALL OFFICE

(217) 333-3400
Head Coach — Lou Henson
Basketball Secretaries — Dorothy Damewood
Sandra Langley

DIVISION OF INTERCOLLEGIATE ATHLETICS

(217) 333-3631
Director of Athletics — Ron Guenther
Director Guenther's Secretary — Mary Haring

Illinois Sports Information Staff

MIKE PEARSON




Mike Pearson began his fourth year as sports information director at the University of Illinois this fall.

A 1975 graduate of Michigan State University, he earned a bachelor's degree in journalism while working as a student assistant in the MSU sports information office. Upon graduation, he joined Tab Bennett's sports publicity staff at Illinois as an assistant from 1975-79. Pearson then became athletic promotions director at Western Michigan University, serving in that capacity during the 1979-80 season. He rejoined his alma mater in 1980 as an assistant SID, continuing in that position until 1987, when he was promoted to MSU's assistant director of public relations for broadcast/marketing/photos.

Pearson, whose family includes wife Laura, and sons, Anthony and Thomas, hails from St. John's, Mich.

DICK BARNES



Dick Barnes is in his seventh year as a sports information assistant at Illinois. He came to UI from Parkland College in Champaign, where he served as the school's first SID from 1981-86.

A 1975 Illinois graduate in radio/television, Barnes worked with several radio stations in East Central Illinois before entering the sports information

field.

Barnes, along with publications coordinator Julie Dalpiaz and graphic designer Robyn Loughran, received CoSIDA honors for the 1991-92 Illinois basketball media guide, which was rated best in District V at the organization's annual convention.

A native of the Cleveland, Ohio, area, Barnes lives in Urbana with his wife, Lynne, and his daughter, Jennifer.

KENT BROWN



Serving as an assistant sports information director is Kent Brown, now in his seventh year at Illinois and fourth as assistant director.

Brown, a former student assistant and graduate assistant in the UI sports information office, earned a B.S. in journalism from Illinois in 1987 and a M.S. in sports management from Illinois in 1989. He edited the 1988 football program,

which was rated sixth in the nation and second in the district, and the 1988-89 basketball program, which was rated second in the nation and first in the district by the College Sports Information Directors of America.

Brown and his wife, Robin, reside in Urbana.

DAVE JOHNSON



Dave Johnson is in his fifth year as an assistant sports information director, after joining the Illinois staff in 1988.

A native of Champaign, he earned his B.A. in speech communications from Illinois in 1986. He added an M.S. in sports management from the United States Sports Academy in Mobile, Ala., in 1987, earning recognition as the top graduate in his class.

Johnson was sports director at WILL-AM/FM radio from 1983-86 and served an internship in the public relations office of the NBA's Detroit Pistons in 1984. Johnson has received six CoSIDA citations for publications excellence.

A resident of Champaign, Johnson and his wife, Laurie, have two children, Matthew and Jennifer.

JULIE DALPIAZ



Serving as coordinator of publications for the Division of Intercollegiate Athletics since September of 1990 is Julie Dalpiaz.

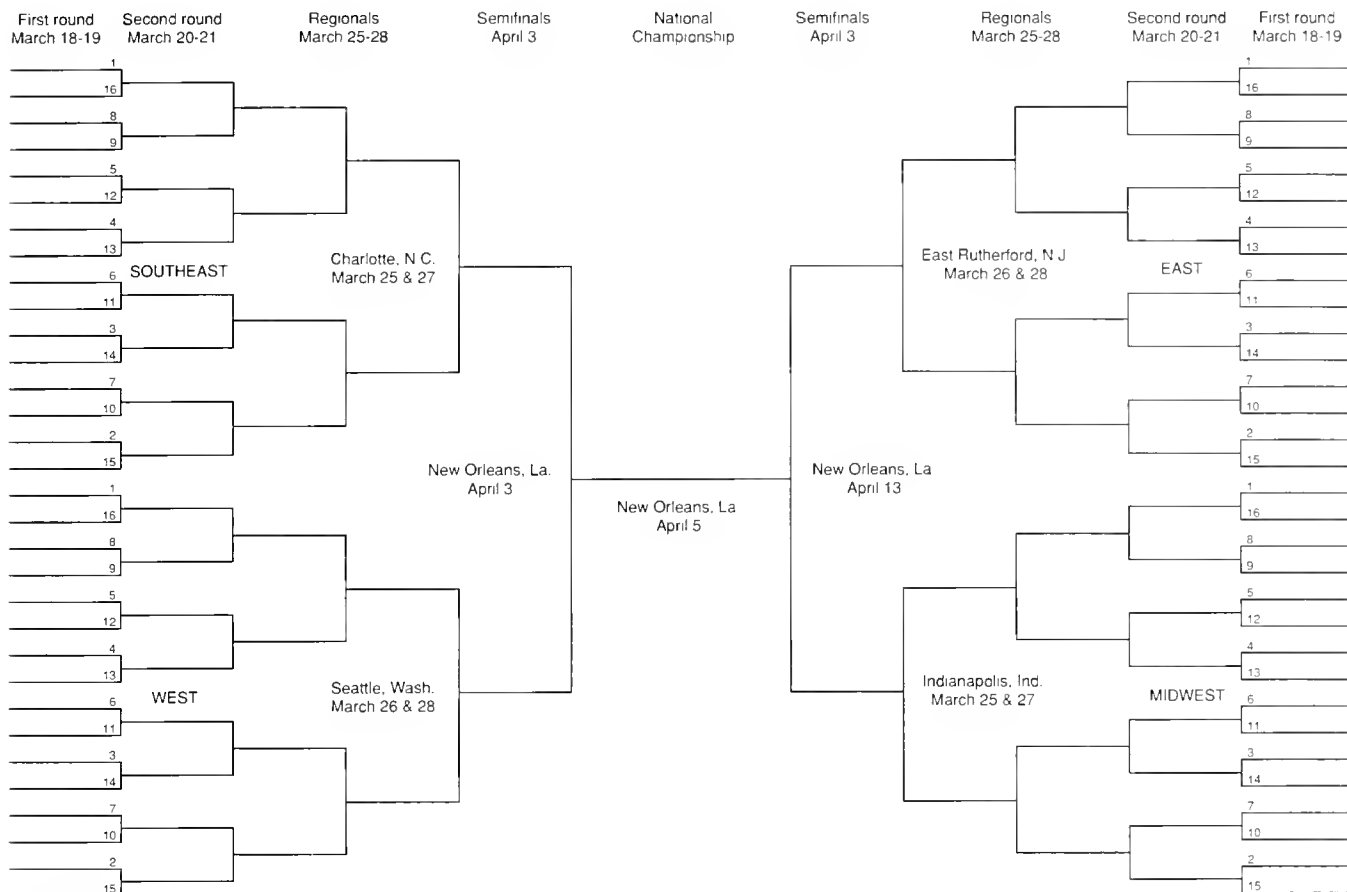
Prior to accepting her current position, Dalpiaz was sports information director at John Carroll University in Cleveland, Ohio, from 1986-1990.

She began her career in sports publicity as a student at the University of Dayton. Following her graduation from Dayton in 1984, Dalpiaz was a sportswriter for *The News-Herald* in Willoughby, Ohio. She earned her master's degree in sport administration from Kent State University in 1990.

Seventeen of Dalpiaz' publications have won awards in CoSIDA competition including the 1991-92 Illinois men's basketball media guide, judged best in District V, and the 1991-92 men's basketball program series, judged third best in the nation.

Dalpiaz resides in Urbana.

1993 NCAA Division I Men's Basketball Championship Bracket



Complete bracket and seeding information will be announced Sunday, March 14, 1993

First and Second Round March 18-21, 1993

EAST

Memorial Coliseum
Winston-Salem, N.C.
March 18 & 20

Carrier Dome
Syracuse, N.Y.
March 19 & 21

MIDWEST

Rosemont Horizon
Chicago, Ill.
March 18 & 20

Hoosier Dome
Indianapolis, Ind.
March 19 & 21

SOUTHEAST

Orlando Arena
Orlando, Fla.
March 18 & 20

Memorial Gym
Nashville, Tenn.
March 19 & 21

WEST

Huntsman Center
Salt Lake City, Utah
March 18 & 20

McKale Center
Tucson, Ariz.
March 19 & 21

Regionals March 25-28, 1993

EAST

Meadowlands Arena
East Rutherford, N.J.
March 26 & 28

MIDWEST

Hoosier Dome
Indianapolis, Ind.
March 25 & 27

SOUTHEAST

Charlotte Coliseum
Charlotte, N.C.
March 25 & 27

WEST

Kingdome
Seattle, Wash.
March 26 & 28

Final Four - April 3 & 5, 1993

Louisiana Superdome
New Orleans, La.

1992-93 BIG TEN MEN'S BASKETBALL SCHEDULE

NOVEMBER

- 16 Russian National Team @ Illinois [7 CST]
Athletes in Action @ Indiana (RAYCOM) [8 EST]
Marathon Oil @ Penn State [7:30 EST]
Lafayette Hustlers @ Purdue (RAYCOM) [8 EST]
- 17 Lafayette Hustlers @ Ohio State (RAYCOM) [8 EST]
Russian National Team @ Wisconsin [8 CST]
- 18 Murray State @ Indiana (ESPN) [7:30 EST]
Cuban National Team @ Iowa (RAYCOM) [7 CST]
Russian National Team @ Michigan State [7:30 EST]
Finland National Team @ Northwestern [7 CST]
- 19 Russian National Team vs. Michigan (@ The Palace, Auburn Hills) [7:30 EST]
- 20 Athletes in Action @ Michigan State [7:30 EST]
- 21 Athletes in Action @ Minnesota [TBA] Marathon Oil @ Northwestern [TBA]
- 21
or
- 22 Indiana vs. TBA (Preseason NIT 2nd Round)
- 22 Marathon Oil @ Iowa (RAYCOM) [3 CST]
Russian National Team @ Purdue (RAYCOM) [2 EST]
Marathon Oil @ Wisconsin [3 CST]
- 23 Ragnon Attorney AAU @ Michigan [7:30 EST]
- 24 Russian National Team @ Ohio State (RAYCOM) [8 EST]
- 25 Indiana vs. TBA (Preseason NIT Semifinal)
Ukrainian National Team @ Minnesota [7 CST]
Russian National Team @ Penn State [7:30 EST]
- 26 **Illinois vs. Dayton (@ Anchorage)**
- 27 Illinois vs. Alabama-Birmingham or Vanderbilt (ESPN-tent.) (@ Anchorage)
Indiana vs. TBA (ESPN) (Preseason NIT Final)
- 28 **Illinois vs. TBA (ESPN-tent.) (@ Anchorage)**
Purdue vs. Connecticut (@ Springfield, MA) (ESPN) [1 EST]
- 30 Cuban National Team @ Indiana (RAYCOM) [8 EST]

DECEMBER

- 1 Mississippi Valley State @ Iowa (RAYCOM) [7 CST]
Michigan @ Rice (ESPN) [9:30 EST]
Chicago @ Northwestern (RAYCOM) [7 CST]
Morehead State @ Michigan State [8 EST]
Ohio University @ Ohio State (RAYCOM) [8 EST]

- Penn State @ Duquesne [8 EST]
Wisconsin @ Loyola, IL [TBA]
- 2 SIU-Edwardsville @ Minnesota (RAYCOM) [7 CST]
- 3 Illinois-Chicago @ Illinois (RAYCOM) [7 CST]
Northwestern @ Vanderbilt [TBA] TBA @ Wisconsin [TBA]
- 4 Texas-Pan American @ Iowa (RAYCOM) [8 CST]
Weber State @ Purdue (RAYCOM) [8 EST]
- 5 Kansas @ Indiana (CBS) [3:45 EST]
Mississippi State or Long Island @ Iowa (RAYCOM) [6/8 CST]
Michigan @ Duke (RAYCOM) [9 EST]
Michigan State vs. Louisville (@ Joe Louis Arena) (RAYCOM) [TBA] Youngstown State @ Northwestern (RAYCOM) [7:30 CST]
Southern California @ Ohio State (RAYCOM) [2 EST]
Mt. St. Mary's @ Penn State [2 EST]
East Tennessee State or Eastern Illinois @ Purdue (RAYCOM) [6:30/9 EST]
Wisconsin-Green Bay @ Wisconsin (RAYCOM) [3 CST]
- Chicago State @ Illinois [7:30 CST]**
- 7 Detroit @ Michigan [7:30 EST]
Penn State @ Miami, OH [7:30 EST]
- 8 Indiana @ Notre Dame (RAYCOM) [TIME TBA]
Northern Iowa @ Iowa (RAYCOM) [7 CST]
Bethune Cookman @ Wisconsin [7 CST]
- 9 Bowling Green @ Michigan [7:30 EST]
- 11 **Jackson State @ Illinois (RAYCOM) [7 CST]**
Austin Peay @ Indiana (RAYCOM) [7 EST]
Stetson vs. Michigan State (@ Los Angeles) [TBA]
- 12 **Princeton or Florida A & M @ Illinois (RAYCOM) [5:30/8 CST]**
Western Michigan or Pacific @ Indiana (RAYCOM) [6:45/9 EST]
Iowa State @ Iowa (RAYCOM) [2 CST]
Cal. St.-Northridge or Loyola Marymount vs. Michigan State (@ Los Angeles) [TBA]
Middle Tennessee State @ Minnesota (RAYCOM) [8:30 CST]
Bowling Green @ Ohio State (RAYCOM) [8 EST]
James Madison @ Penn State [2 EST]
Loyola, IL @ Purdue (RAYCOM) [4 EST]
- 14 Cleveland State @ Michigan [7:30 EST]
Texas-San Antonio @ Minnesota (RAYCOM) [7 CST]
Charleston Southern @ Wisconsin [7 CST]
- 15 Illinois-Chicago @ Michigan State [TBA]
- 16 Wright State @ Ohio State (RAYCOM) [8 EST]
- 17 Texas A & M @ Northwestern (RAYCOM) [7 CST]
- 19 Cincinnati @ Indiana (ESPN) [5 EST]
Iowa State vs. Michigan (ESPN) (The Palace, Auburn Hills) [7:30 EST]
Dayton @ Michigan State [TBA]

Bethune Cookman @ Minnesota (RAYCOM) [2 CST]
 Loyola, IL @ Northwestern (RAYCOM) [7 CST]
 Ohio State @ West Virginia (ESPN) [9:30 EST]
 Indiana State @ Purdue (RAYCOM) [8 EST]

20 Mercer @ Illinois (3 CST)

Iowa @ American University of San Juan [7 CST]

21 Iowa vs. Eastern Michigan or Illinois-Chicago (@ San Juan) [4/7 CST]

Central Michigan @ Michigan [7:30 EST]
 Tennessee-Martin @ Minnesota (RAYCOM) [7 CST]
 Northwestern @ Holy Cross [TBA] Drexel @ Penn State [TBA]

22 Iowa vs. TBA (@ San Juan) [TBA]

North Carolina @ Ohio State (ESPN) [7:30 EST]
 Purdue @ Southwest Missouri State (RAYCOM) [8 EST]

23 Missouri vs. Illinois (@ St. Louis) (RAYCOM) [8 CST]

St. John's @ Indiana (RAYCOM) [8 EST]
 Minnesota @ Santa Clara [9:30 CST]
 Penn State vs. Temple (@ Hershey, PA) [7:30 EST]
 Detroit Mercy @ Wisconsin [8 CST]

26 Illinois @ Texas [7:30 CST]

27 California-Irvine vs. Indiana (@ Indianapolis) (RAYCOM) [7 EST]

28 Butler or Colorado vs. Indiana (@ Indianapolis) (RAYCOM) [6:45/9 EST]

Texas Southern @ Iowa (RAYCOM) [7 CST]
 Michigan vs. Nebraska (@ Honolulu) [6 HST]
 Northwestern vs. Pennsylvania (@ Albuquerque) [TBA]

Ohio State vs. Oregon State (@ Corvallis) (RAYCOM) [10 EST]

Penn State @ Toledo [8 EST]

Purdue vs. Florida (@ El Paso) (RAYCOM) [11 EST]

29 Marquette @ Illinois (6 CST)

Michigan vs. North Carolina or Southwestern Louisiana (@ Honolulu) [TBA]

New Hampshire @ Michigan State [8 EST]

Minnesota @ Iowa State [7:30 CST]

Northwestern vs. New Mexico or William and Mary (@ Albuquerque) [TBA]

Ohio State vs. Oregon or Brigham Young (@ Corvallis) (RAYCOM) [10 or Midnight EST]

Purdue vs. Austin Peay or Texas-El Paso (@ El Paso) (RAYCOM) [9/11 EST]

Alcorn State @ Wisconsin [7 CST]

30 Washington State or Princeton @ Michigan State [TBA]

Michigan vs. TBA (@ Honolulu) [TBA]

31 Memphis State @ Minnesota (RAYCOM) [7 CST]

Fairfield @ Wisconsin [8 CST]

JANUARY

2 Marathon Oil @ Illinois [7 CST]

Central Connecticut @ Iowa (RAYCOM) [7 CST]

Eastern Michigan @ Michigan [2 EST]

Michigan State @ East Tennessee State (ESPN) [Noon EST]

Alabama-Birmingham @ Minnesota (RAYCOM) [1 CST]

Illinois-Chicago @ Ohio State (RAYCOM) [8 EST]

Penn State @ Bowling Green [7:30 EST]

Butler @ Purdue (RAYCOM) [8 EST]

Wisconsin @ Marquette [7:30 CST]

3 Indiana vs. Kentucky (@ Louisville) (CBS) [1 or 3:45 EST]

4 Iowa @ Drake (RAYCOM TBA) [7 CST]

Lehigh @ Northwestern (RAYCOM) [7 CST]

5 Ohio State @ Penn State (ESPN) [7:30 EST]

6 Michigan State @ Minnesota (RAYCOM) [7 CST]

Iowa @ Indiana (RAYCOM) [8 EST]

7 Illinois @ Northwestern (ESPN) [6:30 CST]

Michigan @ Purdue (RAYCOM) [8 EST]

9 Purdue @ Minnesota (RAYCOM) [7 CST]

Penn State @ Indiana (RAYCOM WP) [4 EST]

Illinois @ Michigan State (RAYCOM) [8 EST]

Michigan @ Wisconsin (RAYCOM WP) [1 CST]

Iowa @ Ohio State (RAYCOM) [8 EST]

12 Indiana @ Michigan (ESPN) [7:30 EST]

13 Wisconsin @ Purdue (RAYCOM) [8 EST]

Northwestern @ Penn State (RAYCOM) [8 EST]

Michigan State @ Ohio State (RAYCOM) [8 EST]

Minnesota @ Iowa (RAYCOM) [8 EST]

16 Indiana @ Illinois (RAYCOM) [7 CST]

Purdue @ Penn State (RAYCOM WP) [NOON EST]

Michigan State @ Northwestern (RAYCOM WP)

[1 CST]

Minnesota @ Wisconsin (RAYCOM) [7 CST]

Notre Dame @ Michigan (RAYCOM) [8 EST] Iowa @ Duke (CBS) [4 EST]

19 Indiana @ Purdue (ESPN) [7:30 EST]

20 Northwestern @ Iowa (RAYCOM) [7 CST]

Ohio State @ Wisconsin (RAYCOM) [7 CST]

Michigan @ Minnesota (RAYCOM) [7 CST]

21 Penn State @ Illinois (RAYCOM) [7 CST]

23 Wisconsin @ Michigan State (RAYCOM WP) [1 EST]

Northwestern @ Minnesota (RAYCOM WP) [2 CST]

Iowa @ Penn State (RAYCOM) [8 EST]

Illinois @ Michigan (RAYCOM) [8 EST]

24 Ohio State @ Indiana (CBS) [2:45 EST]

26 Ohio State @ Michigan (ESPN) [7:30 EST]

27 Minnesota @ Indiana (RAYCOM) [8 EST]

Wisconsin @ Illinois (RAYCOM) [7 CST]

- 28 Iowa @ Michigan State (ESPN) [7:30 EST]
- Purdue @ Northwestern (RAYCOM) [7 CST]
- 30 Indiana @ Northwestern (RAYCOM) [7 CST]
- Wisconsin @ Penn State (RAYCOM WP) [3 EST]
- Michigan State @ Purdue (RAYCOM) [5 EST]
- Illinois @ Ohio State (RAYCOM WP) [1 EST]**
- 31 Michigan @ Iowa (CBS) [1:15 CST]

FEBRUARY


- 2 Michigan @ Michigan State (ESPN) [7:30 EST]
- 3 Purdue @ Ohio State (RAYCOM) [8 EST]
- Northwestern @ Wisconsin (RAYCOM) [7 CST]
- Penn State @ Minnesota (RAYCOM) [7 CST]
- 4 Iowa @ Illinois (RAYCOM) [7 CST]
- 6 Indiana @ Iowa (RAYCOM) [7 CST]
- Northwestern @ Illinois (RAYCOM WP)**
[NOON CST]
- Penn State @ Ohio State (RAYCOM WP) [3 EST]
- Minnesota @ Michigan State (RAYCOM) [8 EST]
- 7 Purdue @ Michigan (CBS) [12:45 EST]
- 9 Indiana @ Penn State (ESPN) [7:30 EST]
- 10 Wisconsin @ Michigan (RAYCOM) [8 EST]
- Michigan State @ Illinois (RAYCOM) [7 CST]**
- Ohio State @ Northwestern (RAYCOM) [7 CST]
- Minnesota @ Purdue (RAYCOM) [8 EST]
- 13 **Pittsburgh @ Illinois (CBS) [2:45 CST]**
- Purdue @ Wisconsin (RAYCOM) [7 CST]
- Penn State @ Northwestern (RAYCOM) [7 CST]
- Ohio State @ Michigan State (RAYCOM WP)
[NOON EST]
- Iowa @ Minnesota (RAYCOM WP) [1 CST]
- 14 Michigan @ Indiana (CBS) [3:45 EST]
- 16 Ohio State @ Iowa (ESPN) [6:30 CST]
- 17 Northwestern @ Michigan State (RAYCOM) [8 EST]
- Illinois @ Indiana (RAYCOM) [8 EST]**
- Michigan @ Penn State (RAYCOM) [8 EST]
- 18 Wisconsin @ Minnesota (ESPN) [6:30 CST]
- 20 Wisconsin @ Ohio State (RAYCOM) [8 EST]

- Iowa @ Northwestern (RAYCOM) [7 CST]
- Minnesota @ Michigan (RAYCOM WP) [3 EST]
- Illinois @ Penn State (RAYCOM WP) [1 EST]**
- 21 Purdue @ Indiana (CBS) [2:45 EST]
- 23 Indiana @ Ohio State (ESPN) [7:30 EST]
- 24 Penn State @ Iowa (RAYCOM) [7 CST]
- Michigan State @ Wisconsin (RAYCOM) [7 CST]
- Minnesota @ Northwestern (RAYCOM) [7 CST]
- 25 **Purdue @ Illinois (ESPN) [8:30 CST]**
- 27 Indiana @ Minnesota (RAYCOM WP) [2 CST]
- Northwestern @ Purdue (RAYCOM) [5 EST]
- Michigan State @ Iowa (RAYCOM WP) [NOON CST]
- 28 Michigan @ Ohio State (CBS) [2 EST]
- Illinois @ Wisconsin (RAYCOM WP) [3 CST]**

MARCH

- 2 Iowa @ Michigan (ESPN) [7:30 EST]
- 3 Purdue @ Michigan State (RAYCOM) [8 EST]
- Penn State @ Wisconsin (RAYCOM) [7 CST]
- Illinois @ Minnesota (RAYCOM) [7 CST]**
- 4 Northwestern @ Indiana (RAYCOM) [8 EST]
- 6 **Ohio State @ Illinois (RAYCOM) [7 CST]**
- Wisconsin @ Northwestern (RAYCOM WP) [2 CST]
- Iowa @ Purdue (RAYCOM WP) [1 EST]
- Minnesota @ Penn State (RAYCOM) [8 EST]
- 7 Michigan State @ Michigan (CBS) [2 EST]
- 10 Wisconsin @ Iowa (RAYCOM) [7 CST]
- Michigan State @ Indiana (RAYCOM) [8 EST]
- Minnesota @ Ohio State (RAYCOM) [8 EST]
- Michigan @ Illinois (RAYCOM) [7 CST]**
- 11 Penn State @ Purdue (RAYCOM) [8 EST]
- 13 Northwestern @ Michigan (RAYCOM WP) [1 EST]
- Penn State @ Michigan State (RAYCOM) [8 EST]
- 13 (RAYCOM WP @ 3 EST)
- or (RAYCOM WP @ NOON EST or CBS @ 2:15 EST)
- 14 Ohio State @ Purdue
- Indiana @ Wisconsin
- Illinois @ Iowa**





UNIVERSITY OF ILLINOIS-URBANA
3 0112 041201838

1992

- Nov. 16 (Mon.) 7 p.m. **Russian National Team** (Exh.)
- Nov. 25-28 (Wed.-Sat.) times TBA **at Great Alaska Shootout**
- Dec. 3 (Thurs.) 7 p.m. **Illinois-Chicago**
- Dec. 5 (Sat.) 7:30 p.m. **Chicago State**
- Dec. 11 (Fri.) 7/9:30 p.m. **Illini Classic**
- Dec. 12 (Sat.) 5:30/8 p.m. **Illini Classic**
- Dec. 20 (Sun.) 3 p.m. **Mercer**
- Dec. 23 (Wed.) 8 p.m. **Missouri** (at St. Louis)
- Dec. 26 (Sat.) 7:30 p.m. **at Texas**
- Dec. 29 (Tues.) 6 p.m. **Marquette**

1993

- Jan. 2 (Sat.) 7 p.m. **Marathon Oil** (Exh.)
- Jan. 7 (Thurs.) 6:30 p.m. **at Northwestern**
- Jan. 9 (Sat.) 7 p.m. **at Michigan State**
- Jan. 16 (Sat.) 7 p.m. **Indiana**
- Jan. 21 (Thurs.) 7 p.m. **Penn State**
- Jan. 23 (Sat.) 7 p.m. **at Michigan**
- Jan. 27 (Wed.) 7 p.m. **Wisconsin**
- Jan. 30 (Sat.) Noon **at Ohio State**
- Feb. 4 (Thurs.) 7 p.m. **Iowa**
- Feb. 6 (Sat.) Noon **Northwestern**
- Feb. 10 (Wed.) 7 p.m. **Michigan State**
- Feb. 13 (Sat.) 2:45 p.m. **Pittsburgh**
- Feb. 17 (Wed.) 7 p.m. **at Indiana**
- Feb. 20 (Sat.) Noon **at Penn State**
- Feb. 25 (Thurs.) 8:30 p.m. **Purdue**
- Feb. 28 (Sun.) 3 p.m. **at Wisconsin**
- Mar. 3 (Wed.) 7 p.m. **at Minnesota**
- Mar. 6 (Sat.) 7 p.m. **Ohio State**
- Mar. 10 (Wed.) 7 p.m. **Michigan**
- Mar. 13 or 14 (Sat. or Sun.) time TBA **at Iowa**