


796.32363
IL6
1998-99

ILLINOIS



1998-99 BASKETBALL MEDIA GUIDE



1998 BIG TEN CHAMPIONS

This is Illinois



176.3203
Ilb
Apple & Life Studios

ILLINOIS BASKETBALL

1998-99

THIS IS ILLINOIS BASKETBALL

- 4 1998 Big Ten Championship Season
- 6 Academics
- 8 Facilities
- 10 Illini off the Court
- 12 NCAA Highlights
- 13 Exposure
- 14 The Coaching Staff
- 16 Travel
- 17 Campus Life
- 18 Illini News & Notes
- 20 Orange Krush

THE UNIVERSITY OF ILLINOIS

- 22 The University
- 24 Board of Trustees
- 25 Administration
- 25 The DIA
- 27 Advisory Board
- 28 Director of Athletics
- 29 DIA Administration
- 30 Illinois Athletic Excellence
- 33 Notable Illinois alums
- 34 Chief Illiniwek Fight Songs

COACHING STAFF


- 36 Head Coach Lon Kruger
- 41 Robert McCullum
- 42 Rob Judson
- 43 Mike Shepherd
- 44 Illini Basketball Family
- 45 Support Staff

THE 1998-99 FIGHTING ILLINI

- 50 1998-99 Outlook
- 52 Roster
- 53 TV/Radio Roster
- 54 Carvell Ammons
- 56 Rich Beyers
- 58 Cory Bradford
- 60 Victor Chukwudebe
- 62 Arias Davis
- 64 Sergio McClain
- 66 Fighting Illini
- 69 Player Game-by-Game Statistics

THE OPPONENTS

- 72 Coaches vs. Cancer
- 73 Bradley
- 74 Clemson
- 75 Eastern Illinois
- 76 George Washington
- 77 Indiana
- 78 Iowa
- 79 Kansas
- 80 Michigan
- 81 Michigan State
- 82 Minnesota
- 83 Missouri
- 84 Northwestern
- 85 Ohio State
- 86 Penn State
- 87 Purdue
- 88 Saint Louis
- 89 Tennessee-Martin
- 90 Texas-Pan American
- 91 Valparaiso
- 92 Wisconsin
- 93 Big Ten Conference
- 94 All-Time Series Scores



1997-98 IN REVIEW

- 102 Season in Review
- 103 1997-98 Statistics
- 106 Highs and Lows
- 107 Big Ten Statistics
- 110 Game-by-Game Recaps

THE RECORD BOOK

- 122 Year-by-Year Records
- 122 Coaching Records
- 123 All-Time Results
- 140 Records vs. Opponents
- 142 Year-by-Year Individual Leaders
- 144 Year-by-Year Team Statistics



- 153 Top 50 Career Scorers
- 158 Individual Records
- 164 Team Records
- 166 Assembly Hall Records
- 170 Illinois in the Postseason

BASKETBALL TRADITION

- 172 History
- 178 All-Americans
- 179 Academic All-Americans
- 180 All-Big Ten
- 181 Academic All-Big Ten
- 182 Illini Honors
- 184 Illini in the Pros
- 187 All-time Letterwinners
- 192 By the Numbers

MEDIA INFORMATION

- 196 Media Information
- 199 Media Outlets
- 200 Illini Sports Network
- 201 Big Ten Tournament Bracket
- 202 NCAA Tournament Bracket
- 203 Media Calender
- 208 Restaurant Guide



ON THE COVER:

Pictured clockwise are returnees Rich Beyers, Sergio McClain, Carvell Ammons, Arias Davis, Victor Chukwudebe and Cory Bradford alongside the 1998 Big Ten Championship trophy and ring.

CREDITS

The 1998-99 Illinois Basketball Media Guide is a publication of the Illinois Athletic Public Relations Office, written to assist the media in their coverage of Illinois athletics.

Executive Editor:
Barbara Butler

Interior Design:
Cassie Arner

Cover Design:
Cassie Arner

Editorial Assistance:
Dave Johnson
Michelle Warner
Dave Brauer
Brandon Dybala
Mike Layman
Kara Stachowiak
Matt Herrmann
Jennifer Green

Photography:
Mark Jones,
Barbara Butler

Cover Photos:
Mark Jones

Printed by:
Multi-Ad Printing
Services, Peoria, Ill.

DIA Directory

Quick Facts

Founded: 1867
Opened: March 2, 1868
Location: Urbana-Champaign
Enrollment: 36,000
President: James J. Stukel
Chancellor: Michael T. Aiken
Conference: Big Ten
Arena: Assembly Hall (16,450)
Nickname: Fighting Illini
School Song: "Illinois Loyalty"
Colors: Orange & Blue
General Mailing Address
 Bielfeldt Athletic Administration Building
 1700 South Fourth St.
 Champaign, IL 61820

ADMINISTRATION

(all area codes 217 except as noted)

Director of Athletics

Ron Guenther 333-3630

Associate Director of Athletics

Dana Brenner 333-3630

Associate Director of Athletics

Terry Cole 333-2240

Associate Director of Athletics

Karol Kahrs 333-0171

Associate Director of Athletics

Kelly Landry 244-7061

Associate Director of Athletics

Tom Porter 244-0016

Associate Director of Athletics

Harriet Weatherford 244-4286

Assistant Director of Athletics/Compliance

Vince Ille 333-5731

Assistant Director of Athletics/Business Manager

Tim Tracy 333-3630

Assistant Director of Athletics

Warren Hood 333-2474

Assistant Director of Athletics

Lenny Willis 244-6518

Director of Facilities

Allen Heinze 333-2303

Director of Development, FISF

Ken Zimmerman 333-6595

Director of Development, FISF

Steve Greene (312) 575-7852

Executive Director Varsity "I"

Shawn Wax 244-9277

Ticket Manager

Mike Hatfield 333-3470

Head Trainer

Al Martindale 333-6718

Basketball Trainer

Rod Cardinal 333-6718

Team Physicians

Dr. Robert Gurtler

Dr. Stephen Soboroff 333-6718

Strength & Conditioning Coordinator

Pat Moorer 244-5989

Equipment Manager

Sam Trusner 333-2063

Basketball Equipment

Jesse Ratliff 333-1926

Academic Counselor

Tom Michael 333-9530

BASKETBALL STAFF

Office (217) 333-3400

FAX (217) 333-2120

Head Coach

Lon Kruger

Assistant Coaches

Robert McCullum

Rob Judson

Mike Shepherd

Administrative Assistant

Jeff Guin

Secretary

Cindy Butkovich

Mailing Address

Ubben Basketball Complex

1750 South Fourth Street

Champaign, IL 61820

DIA HEAD COACHES

(all area codes 217)

Baseball

Richard "Itch" Jones 244-8138

Women's Basketball

Theresa Grentz 333-8612

Women's Cross Country/Track & Field

Gary Winckler 333-7970

Men's Cross Country/Track & Field

Gary Wieneke 333-7968

Football

Ron Turner 333-1400

Men's Golf

Ed Beard 333-8604

Women's Golf

Paula Smith 333-8610

Men's Gymnastics

Yoshi Hayasaki 333-7973

Women's Gymnastics

Lynn Brueckman 333-1683

Women's Soccer

Jillian Ellis 333-0004

Women's Swimming & Diving

Jim Lutz 333-7670

Men's Tennis

Craig Tiley 333-7971

Women's Tennis

Sujay Lama 333-8622

Volleyball

Don Hardin 333-8606

Wrestling

Mark Johnson 244-9722

ATHLETIC PUBLIC RELATIONS STAFF

Office (217) 333-1391

Fax (217) 333-5540

Press Row (217) 333-1227

Associate Director of Communications

Dave Johnson (home) 352-2477

Assistant Director for Basketball

Barbara Butler (home) 359-5422

Assistant Directors

Marty Kaufmann (home) 359-5910

Cassie Arner (home) 356-9434

Erich Bacher (home) 278-0454

Jim Christman (home) 355-8864

Intern

Michelle Warner

Graduate Assistant

Scott Chipman

Secretary

Marsha Goldenstein

Mailing Address

Bielfeldt Athletic Administration Building

1700 South Fourth Street

Champaign, IL 61820



ILLINOIS BASKETBALL



1998 Big Ten Championship Season

It was a story that couldn't have been written any better than it played out. All those who picked the Illini to go through the Big Ten season quietly had a big surprise waiting for them. Illinois rolled through the Big Ten Conference schedule with a 13-3 record, the best since 1989, and captured its 13th conference title.


Illinois fielded a team



anchored by seven seniors, five of whom started every Big Ten game. The seniors provided 84 percent of the team's scoring in all games and 87 percent in Big Ten games. The starting five played 78 percent of the minutes in 16 Big Ten games. In the course of winning the Big Ten title, Illinois was undefeated against Indiana, Iowa and Michigan, a first in school history. The Illini also picked up their first double-digit win at Iowa since 1964. From January 3 until February 24, here is a sampling of highlights from the championship season.

Jan. 3 — Illinois bounces back from two straight losses (Missouri, UCLA) and defeats Indiana 74-72, marking two straight victories over the Hoosiers. Kevin Turner turned in a career-high scoring effort with 35 points.

Jan. 8 — Illinois downs No. 11 Iowa,



76-64, in Iowa City. Four Illini score in double figures led by Jerry Hester's 20 points. Freshman Sergio McClain turned in a season high 14 points to

go along with his five rebounds, three assists and a blocked shot.

Jan. 10 — Illinois holds Northwestern to 44 total points in a 59-44 win. It was the lowest point total by an opponent since 1993. Chicago native Jarrod Gee paced the team with 20 points, while anchoring the Illini post play which held Wildcat

13 BIG TEN CHAMPIONSHIP NUMBER 13

1984 Big Ten Champions

1963 Big Ten Champions

1952 Big Ten Champions

1951 Big Ten Champions

1949 Big Ten Champions

1943 Big Ten Champions

1942 Big Ten Champions


1937 Big Ten Champions

1935 Big Ten Champions

1927 Big Ten Champions

1915 Big Ten Champions





*Robin Scholz Photo
Courtesy of the News-Gazette*



Evan Eschmeyer to 2-of-4 shooting from the floor. Illinois, at 3-0, was the only undefeated team in the Big Ten.

Jan. 21 —

Illinois bounces back from two-straight losses (Purdue, Michigan State) and broke a four-game losing streak to the Badgers with a 62-48 decision. Matt Heldman paced the Illini hitting 4-of-5 from three-point land and 5-of-6 from the free-throw line. His 17 points, eight rebounds and five assists led the Illini. The win started a streak of seven consecutive victories for the Illini.

Feb. 7 — In the next meeting with Wisconsin, the Badgers come close to putting a halt on the Illini's title hopes, but Kevin Turner knocked down a jumper with four seconds remaining to send the game into overtime. In the extra five minute period, Illinois outscored Wisconsin 9-3 and looked forward to the upcoming game with Michigan State, where a win would tie the Illini with the

Spartans for first in the league standings.

Feb. 12 — In, by far, the most exciting game of the season unranked Illinois blasted by No. 13 Michigan State, 84-63, and grabbed a share of the lead in race for the Big Ten title. In front of a sold out Assembly Hall, five Illini posted double figures and the team shot an amazing 63 percent from the floor in the second half. The Illini were 9-of-17 from three-point range with Turner, Heldman and Arias Davis each draining three, 3-pointers.

Feb. 22 — It was Senior Day at Illinois and the seniors did not disappoint. In a game which featured 11 second-half lead changes and three ties, Illinois continued on its quest for a championship with a 79-72 win over Iowa. Jerry Hester, who




led the Illini in the first game against the Hawkeyes, had their number again. He scored 20 points and drained four 3-pointers.

Feb. 24 — The final game of the regular season was a must-win for Illinois to have any chance at title

hopes. The obstacle was Indiana in Bloomington, no easy task. In picking up Big Ten win No. 13 the Illini



had five players hit double figures and used the hot hand of Arias Davis to spark the offense which was stagnant early in the game. He made 3-of-5 from 3-point land and his second trey gave the Illini a 13-12 lead at the 11:25 mark, a lead the team would not relinquish. Jerry Hester also drained three from behind the arc and scored 15 for the team. Matt Heldman and Kevin Turner were unwavering from the line, combining to shoot 17-of-22 from the stripe.



Academics

The Illinois basketball team put together some pretty impressive numbers in 1997-98, but the most impressive number of all was a 7-for-7 effort on the graduation front. The 1998 senior class had a 100 percent graduation rate. Jerry Hester and Brian Johnson received their undergraduate degree prior to the 1997-98

season, and the remaining five players in the class: Jelani Boline, David Freeman, Jarrod Gee, Matt Heldman, and Kevin Turner each received a bachelor's degree in 1998.

Overall, University of Illinois student-athletes have put together some pretty impressive numbers in the classroom.

In the fall of 1997, the University of Illinois opened the Irwin Academic Center on the campus of the University of Illinois. Conveniently located it offers the very best in academic services to Illinois student-athletes. In addition to the academic offices, it houses study areas, an expansive computer room, and meeting rooms that over 600 student-athletes use during the year.



Jelani Boline



Brian Johnson



David Freeman



Jarrod Gee



Matt Heldman



Jerry Hester



Kevin Turner



Fighting Illini Basketball

...In the spring semester of 1997, Illinois student-athletes compiled a combined GPA of 2.94 compared to 2.98 for the general student body.

...In the fall semester of 1997, Illinois student-athletes racked up a combined GPA of 2.95 compared to 2.98 for the UI general student body.

...The most recent NCAA graduation information indicates the Illinois student-athletes graduate at a level of 76 percent, compared to 78 percent for the general student body.

...In the fall semester of 1997, 78 percent of UI student-athletes earned a 2.5 GPA or higher and 54 percent recorded a 3.0 GPA or better.

...More than 90 percent of Illinois seniors seeking employment obtain positions in writing eight months of graduation.

...Each year, more than 200 University of Illinois graduates are accepted to medical school and more than 400 are admitted to law school.

...The 1996 Fiske Guide to Colleges calls Illinois, "a giant among academic institutions, ranking among the world's great universities," and award it a five-star ranking in academics.



...Money magazine's 1996 guide to colleges ranks Illinois 23rd on the list of the top 100 schools providing the best education for the money.

...Undergraduate and graduate accounting programs at the University of Illinois were rated first and second in the nation respectively, in a 1995 Public Accounting Report survey of college accounting professors and department heads.

...According to rankings in the U.S. News and World Report, the University of Illinois College of Commerce and Business Administration is tied for fifth in undergraduate business education.

UI's accountancy undergraduate department is No. 1 and the graduate program is rated third best in the country.

...According to U.S. News & World Report in 1997: The University of Illinois ranks 45th nationally in the "America's Best Colleges," issue. Illinois is also listed as the 12th best public university in the nation.

...For anyone desiring to major in advertising, the University of Illinois is a smart choice. A recent poll of advertising educators ranked Illinois' undergraduate program the best of 84 advertising programs nationwide.

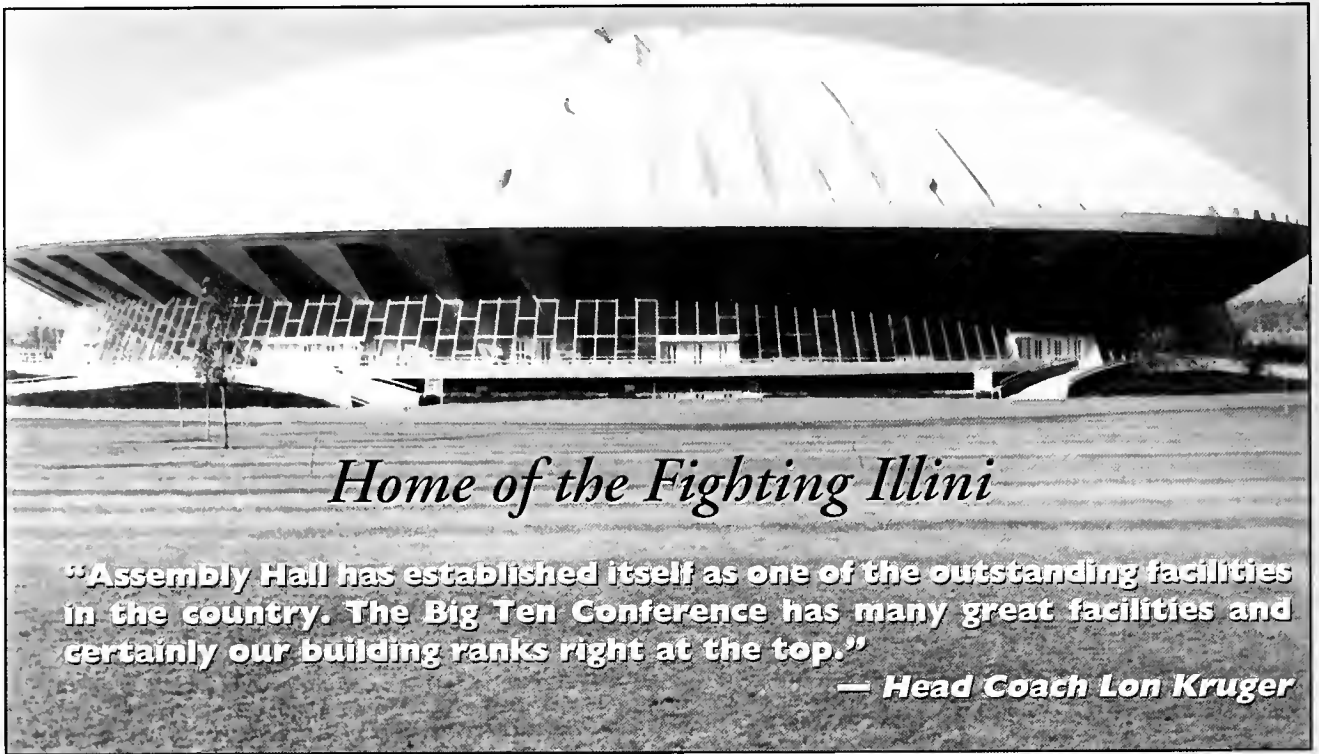
...The Dow Jones Newspaper Fund lists the University of Illinois among an elite group of seven universities: the journalism ivys.

...Six University of Illinois College of Communications graduates have earned the Pulitzer Prize — including film critic Robert Ebert.

...The University of Illinois consistently ranks with Ohio state and Wisconsin as one of the nation's top three education programs.



Illinois Basketball Facilities



Home of the Fighting Illini

"Assembly Hall has established itself as one of the outstanding facilities in the country. The Big Ten Conference has many great facilities and certainly our building ranks right at the top."

— Head Coach Lon Kruger

Assembly Hall has served as home to the Fighting Illini since its construction in 1963 and now the Illini will enjoy a new and improved home with the completion of an extensive renovation project that includes new locker rooms, a state-of-the-art training room, media work room and interview area and new tunnel area to accommodate television trucks and team buses.

With the changes that came with this renovation project, the Assembly Hall is now up to par with the new arenas that are being constructed. Another change for the 1998-99 season is the creation of additional student seating on the floor.

Illinois opened play at the Assembly Hall on March 4, 1963 with a 79-73

victory over Northwestern. Since that first game, Illinois has recorded a 368-108 (.773) mark, including a 109-26 (.807) slate in the 1990s. The Assembly Hall hosted five sellout crowds for Illini basketball last year and saw the Illini record a 13-1 mark in the course of the season.

Originally constructed at a cost of \$8.35 million, the Assembly Hall has hosted stars such as Elvis Presley, Jay Leno, Whitney Houston, Garth Brooks, Stevie Wonder, MC

Hammer, Broadway shows, the Ice Capades, entertainer Bill Cosby and in 1998 the President of the United States Bill Clinton.

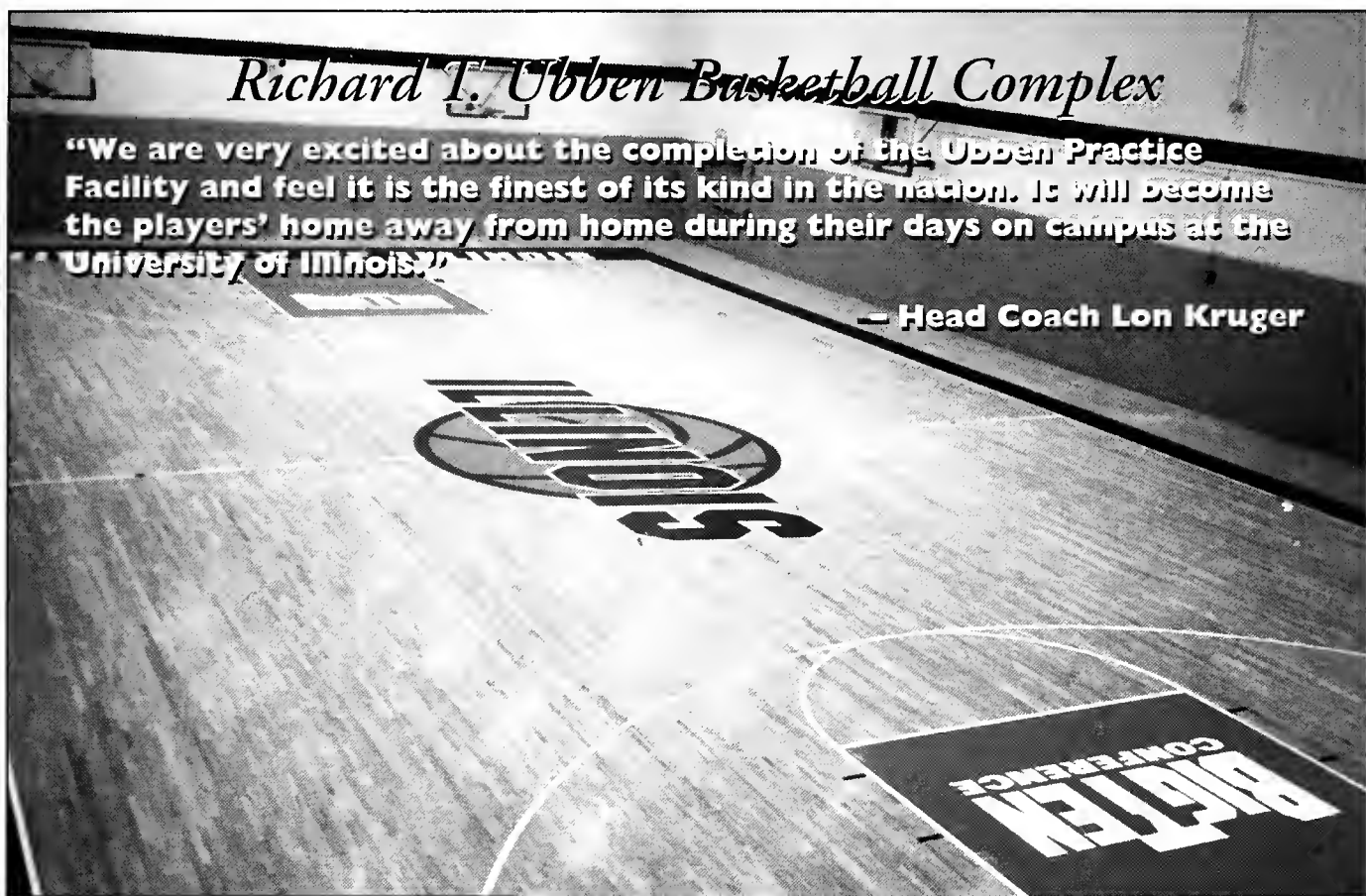
Since 1963, Illinois has sold out 118 games at the Assembly Hall. Illinois set an all-time attendance record on March 9, 1996 when 16,863 fans jammed into the Hall to witness Lou Henson's final



Richard T. Ubben Basketball Complex

"We are very excited about the completion of the Ubben Practice Facility and feel it is the finest of its kind in the nation. It will become the players' home away from home during their days on campus at the University of Illinois."

— Head Coach Lon Kruger



regular-season game as head coach.

In 1970-71, the Assembly Hall accommodated and NCAA record-setting 177,408 spectators (since broken) when all 11 home games were sold out.

In Lon Kruger's two-year tenure

the Fighting Illini have compiled a 25-3 (.893) record at the Assembly Hall.

Not only will the Fighting Illini enjoy a new home of sorts with the renovated Assembly Hall, they will have a real new home in the Richard T. Ubben Practice

Facility which opened in October 1998. The new \$5.5 million facility is the best of its kind and puts the Illinois program at the forefront nationally in terms of practice facilities.

The 40,000-square-foot facility, which houses both the men's and women's basketball teams, includes coaches offices, meeting rooms, video editing rooms, player and coaches locker rooms, training room, a weight room, and two regulation basketball courts.



Illini off the Court

Hometown Heroes

The University of Illinois Hometown Heroes program offers student-athletes the opportunity to speak to young people on goal setting, the importance of getting a good education, and how hard work pays off, among several topics. Illinois basketball players spoke at a number of different schools, including a stop in Decatur in April after winning the Big Ten Championship. Rich Beyers, Jarrod Gee, Jerry Hester and Sergio McClain participated in the Illinois Power Decatur Hometown Heroes rally.



Rich Beyers

Red Ribbon Campaign

Put the SLAM on Drugs!! Last year Fighting Illini players were honorary chairpersons for the Red Ribbon Campaign, a week-long effort promoting a drug-free community. In addition to speaking to local elementary and middle school students on the dangers of drugs, the Illini also welcomed several groups of students to watch practice. Coach Kruger and the Fighting Illini will once again help support the Red Ribbon effort by serving as honorary chairpersons for the 1998 campaign.





Happy 91st Birthday!

Mirjane Kemmerer is a long-time supporter of Fighting Illini basketball and doesn't miss a home game. The week following Illinois' win over Michigan State in Champaign, Mrs. Kemmerer fell and broke both of her legs. After she returned home following a rehabilitation process, a family friend requested a visit from the Illini on her 91st birthday. Illini Matt Heldman, Brian Johnson and Chris Gandy (class of 1997) obliged and paid Mrs. Kemmerer a birthday visit. The players' visit had a positive impact on the entire family and helped create a very special 91st birthday for a special Illini fan.


Everything Must Go!



Last year, in an effort to show their support and help sell out the Northwestern home basketball games Orange Krush members staged "Camp Krush" in the Papa John's parking lot on Green Street and sold tickets to the games. Krush members stayed on the site 24 hours a day for five solid days until the tickets were sold out. In appreciation for their efforts, the Fighting Illini players took a minor detour on the way to West Lafayette for the Purdue game. The bus stopped by the Camp Krush site so players and coaches could say thanks to their loyal student supporters.

Lon Kruger Basketball Camps

Victor Chukwuibe and Arias Davis worked at the Illinois basketball camps over the summer. Players often lead drills and coach teams or serve as referees during camp. Victor Chukwuibe led the calisthenics during the Parent-Child Camp in June.



NCAA Highlights

The University of Illinois' tradition in the NCAA Tournament dates back to 1942 when the Illini were among the eight teams to participate in the championship tournament. Illinois returned to the NCAA field in 1949 and advanced to the Final Four. Illinois advanced to the Final Four again in 1951 and 1952. The Illini participated in the 1963 tourney, advancing to the second round in the Mideast Region.

In 1981, the Illini began a stretch of tournament appearances that ranks among the best in the nation. Over the last 18 years, Illinois is one of only 29 schools in the nation to make the NCAA field 10 or more times. The Illini have earned an NCAA berth in 14 of the last 18 years. Illinois' NCAA experience over the last two decades was highlighted by a trip to the Final Four in 1989. That year, Illinois defeated McNeese State (77-71), Ball State (72-60), Louisville (83-69) and Syracuse (89-86) to advance to the Final Four.

In the 1990s, Illinois has earned a berth in the NCAA Tournament six times, with the latest appearance in 1998. Last year, Illinois advanced to the second round of the West Regional in Sacramento, Calif.



ILLINOIS' NCAA Notebook

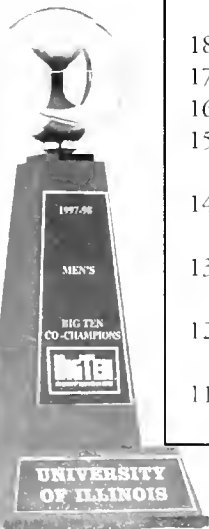
- Lon Kruger is in elite company as one of 14 head coaches to lead three different teams to the NCAA Tournament. He took Kansas State to the Big Dance in 1987-88-89-90, Florida in 1994 and '95, and Illinois in 1997 and '98.
- Lon Kruger is in his 17th season as a head coach. He has led a team to postseason play in 10 of his last 12 years as a head coach, including eight trips to the NCAA Tournament.

- In 1952, Illini James Bredar and John Kerr were selected to the All-Final Four team.
- In 1984 Illini Bruce Douglas was named to the All-Mideast Regional team.
- In 1985, Illini Doug Altenberger was named to the All-East Regional team.
- In 1989, Illini Nick Anderson, Kenny Battle and Kendall Gill were named to the All-Midwest Regional team. Anderson was selected the outstanding player in the region after leading Illinois to the Final Four.

ILLINOIS AMONG TOP NCAA TOURNAMENT TEAMS

The University of Illinois has made 19 NCAA Tournament appearances. Since 1981, the Illini's 14 trips to the Big Dance rank seventh nationally ahead of a number of programs including Arizona, UCLA, Michigan, DePaul, Maryland, and Wake Forest among others.

- 18 North Carolina
- 17 Indiana
- 16 Georgetown
- 15 Arkansas, Kansas, Kentucky,
- 14 ILLINOIS, Duke, Louisville, Purdue, Syracuse
- 13 Virginia, Iowa, Temple, UCLA, Arizona
- 12 Alabama, Missouri, Oklahoma, Michigan, St. John's
- 11 LSU, Maryland, Xavier, Villanova



Exposure

“The national and regional exposure Illinois basketball receives through the television, radio and print media is as good as any school in the country.” — Head Coach Lon Kruger



Head coach Lon Kruger and 1998 seniors Jerry Hester, Brian Johnson and Kevin Turner conduct postgame interviews in the Assembly Hall media room.



www.fightingillini.com

Every Illinois basketball game is broadcast on the Illini Sports Network, which has over 50 stations reaching Illini fans throughout the state. Through the internet fans can also access the Fighting Illini game action over the world wide web. Every Illini basketball radio broadcast is available on the internet on the www.fightingillini.com web site.

Illinois, with its history of an excellent basketball tradition, has always been a popular choice for the television networks. Dating back to the 1987-88 season, Illinois basketball games have been on ESPN, espn2, ABC or CBS a total of 89 times.

ESPN-Regional televises all of the Illinois Big Ten games, which are not on CBS or ESPN, and selected non-conference games to a regional viewing audience.

In 1998, Illinois was on television a total of 28 times, including five games on CBS and four on ESPN.

This year, Illinois basketball will be on the tube 22 times during the regular season.

Illinois receives extensive coverage from the local, regional and national media. Chicago, the largest media market in the midwest is located only two hours away from Champaign. As a result, the Fighting Illini receive excellent coverage in the Chicagoland newspapers, radio station and television station. The Illini also receive excellent coverage in the St. Louis area, where there is a large Illinois fan base.



CBS commentator Clark Kellogg interviews Coach Kruger after the Illini defeated Clemson at the United Center.

The Coaching Staff

“It was a great experience coaching with Lon (at the World Championships). He has a tremendous knowledge of the game and our chemistry was extremely good. Coming from the pro game I had a lot to learn about zone offense and defense, and Lon showed me the way. I’ve always respected him, but now I’ll always be a fan and follow his teams.” — Rudy Tomjanovich, Houston Rockets Head Coach

If you are looking for the finest coaching staff in America, look no farther than the group of individuals Lon Kruger has assembled at the University of Illinois. Along with Head Coach Lon Kruger, assistant coaches Robert McCullum, Rob Judson, and Mike Shepherd have guided the Fighting Illini into the national spotlight with a Big Ten Championship and consecutive NCAA appearances.

This group is also a shining example of the family atmosphere which is so much a part of Kruger’s coaching philosophy. Shepherd’s relationship with Kruger dates back to his days as a student at Kansas State when he served as a manager for Kruger’s nationally ranked Wildcats. McCullum joined Kruger’s Kansas State staff as an assistant coach in 1990 and has been with him ever since, spending six years at Florida and two at Illinois. The newest member of the team, former Illini Rob Judson, brought another facet to the coaching staff with his first-hand experience of the Illinois basketball tradition.

This staff is committed to excellence on and off the




each of their first two seasons.

Lon Kruger and his coaching staff have won everywhere they have been. Kruger and his assistant coaches have won 20 games at a total of eight different schools. Kruger posted 20-wins seasons at Pan American, Kansas State, Florida, and Illinois. McCullum was on a staff that guided Samford and Southern Illinois to 20-wins, and recorded 20-win seasons with Kruger at Florida and Illinois. Judson helped guide

basketball court and the results are evident: Big Ten Championships, NCAA Tournament appearances and most important – graduating athletes.

In two years at Illinois, this group of coaches has done what none other before has accomplished: Win 20 games in

Northern Illinois and Bradley to the 20-win plateau before returning to his alma



The Coaching Staff

mater, and Mike Shepherd has been an integral part of the consecutive 20-win campaigns at Florida and Illinois.

Since arriving on the Illinois campus in 1996, Lon Kruger and his staff have made it a priority to make players, students and fans take ownership in the basketball program. From Day 1, Kruger has created a family atmosphere that extends from his family, to the basketball family to the student-body family at the University of Illinois.

Last year the Krugers hosted a group of cheerleaders, Illinettes and Orange Krush members in their home as a thank you for their support of Illini basketball. It was a great time of fellowship off the court and came at a great time in the season, just days before Illinois downed Michigan at the Assembly Hall.

A strong supporter of the Orange Krush and Illini Pride, Coach Kruger ventured onto campus this fall for Quad Day and visited with students at the Illini Pride/Orange Krush table.

The Illinois coaching staff is much like an extended family for the Fighting Illini players. Jerry Hester's entire family enjoyed celebrating Senior Day with the Illinois coaches.

"We look at the coaches as parents away from home. They show us proper guidance while we are here in school.



In families you are raised to look out for your brothers and sisters, and it is the same way here at Illinois. We are all very close, we all look out for each other. No one can break up what we have, just like a family." — Junior Victor Chukwudebe



Illini Travel

Travel Log for the Last 10 Years

- ALABAMA (Birmingham)
- ALASKA (Anchorage)
- ARIZONA (Tucson)
- CALIFORNIA (Berkeley, Los Angeles, Sacramento)
- CONNECTICUT (Storrs)
- FLORIDA (Gainesville)
- HAWAII (Hawaii, Oahu)
- ILLINOIS (Champaign, Chicago)
- INDIANA (Bloomington, West Lafayette, Indianapolis)
- IOWA (Iowa City)
- KANSAS (Manhattan)
- LOUISIANA (Baton Rouge)
- MICHIGAN (Ann Arbor, East Lansing)
- MINNESOTA (Minneapolis)
- MISSISSIPPI (Oxford)
- NEW YORK (Albany)
- NORTH CAROLINA (Charlotte, Durham)
- OHIO (Columbus)
- PENNSYLVANIA (Philadelphia, University Park)
- TENNESSEE (Memphis)
- TEXAS (Austin)
- UTAH (Salt Lake City)
- WASHINGTON (Seattle)
- WISCONSIN (Madison, Milwaukee)
- PUERTO RICO (San Juan)

Two years ago, it was Hawaii, last year a trip to Puerto Rico and this year the Fighting Illini hit the Big Apple for the Coaches vs. Cancer Classic. In May the Illinois squad will cross the Pacific Ocean in route to Australia on a 15-day trip which will include seven games, practice time, as well as sightseeing.



Adam Bruzonne Photo-Courtesy of Australian Tourist Commission

As one of the nation's top basketball programs, opportunities for diversified travel are always available to the Illini. This year Illinois will travel to Kansas City, St. Louis, Greenville, S.C., New York, and Texas before hitting the Big Ten Schedule. The Illini get two stops in Chicago where they have a huge fan and alumni base. First, in December Illinois will play Bradley at the United Center, then the Illini will return in March for the Big Ten Tournament.

Next season Illinois will head to the nation's capital to participate in the Franklin National Bank Children's

Koala Bears and the famed Sydney Opera House are two popular sites in Australia.




Charities Classic, hosted by George Washington University. The following year, Illinois will return to the beaches of Hawaii for the Maui Classic.

During the course of the year, Illinois utilizes a charter service, which provides the quickest method of travel and as a result, Illini players miss a minimum amount of class time.



The Illini will get an up close look at the New York skyline this fall when they hit the Big Apple for the Coaches vs. Cancer Classic.



Campus Life

The college experience for a student-athlete is meant to encompass everything from the education experience inside the classroom, to the experiences associated with athletics, to the extracurricular activities. It is important to finish college as a well-rounded individual with a variety of experiences and at the University of Illinois the list of opportunities both in and out of the educational realm is endless.



HOUSING

Illinois offers first-rate residence halls with good food, as well as the nation's largest fraternity and sorority system, and independent housing options. The Fighting Illini freshmen live in a dorm on campus, while the upperclassmen share apartments off campus. For students without cars, the campus bus transportation system has stops at the off campus housing locations.

SPORTS & RECREATION

The Division of Intercollegiate Athletics fields 18 sports teams and student-athletes are very active in supporting all of the teams throughout the year. There is always an opportunity for a sporting event on campus, either on weekdays or on weekends. Whether it is volleyball, football, soccer games in the fall, or going to watch the Fighting Illini women's basketball team or tennis team play, the men's basketball players have plenty of opportunity to enjoy watching their fellow student-athletes in action. Last year the Fighting Illini seniors were invited by the baseball players to throw out the first pitch at a ball game in

recognition of winning the Big Ten Championship. It must have been a good omen because the baseball team followed it up with a Big Ten Championship of their own.

The Intramural-Physical Education Building is one of the largest complexes on any campus, with four gymnasiums, 23 handball/racquetball courts, weight and exercise equipment, indoor and outdoor pools, tennis courts and more. The UI has one of the most comprehensive intramural sports programs in the nation. If the great outdoors is more to your liking, the university's 1,500-acre Allerton Park includes sculpture gardens, formal gardens and natural woodlands.

CULTURE AND ENTERTAINMENT

In addition to housing the men's and women's basketball teams in action, the Assembly Hall has hosted concerts, circuses, ice shows, and Broadway musicals. Beautifully restored Foellinger Auditorium on the Quad also is home to concerts, films and speakers. The Krannert Center for the Performing Arts holds four theaters for plays, dance, and concerts by famed individuals and groups, such as the Chicago Symphony.

OFF CAMPUS

If your interests include activities such as movies, bowling, or golf, the Champaign-Urbana area can accommodate you. There are several movie theaters, including a 16-screen theater about five minutes from campus. The U of I Orange and Blue Golf Course is open seven days a week and is also just minutes away from campus.

Additionally the Champaign-Urbana community offers a large number and variety of restaurant choices. With a population of 110,000 the area houses plenty of shopping opportunities and other big-city amenities while still retaining a Midwestern college-town atmosphere.

AFRICAN AMERICAN CULTURAL PROGRAM

Founded in 1969, the African American Cultural Program provides a support system for students by advising, counseling, and offering programs that have an appeal to the students as well as the entire community. Some of the program efforts include recognition of Martin Luther King Holiday, Black History Month, Mom's Day programming and the Black Congratulatory program. The African American Cultural Center is located on the University of Illinois campus and hosts activities on a regular basis. Student workshops revolving around the cultural arts are in place throughout the school year and some are offered for course credit.



Illini News & Notes

All-Time Victories

Illinois has compiled a record of 1343-744 in 93 seasons and the Illini rank 19th on the Division I all-time victory list.

Another 20 Win Season

Illinois has reached the 20 win mark the last two seasons and 18 times in school history. Following is a list of Illinois' 20 win seasons.

1908	20-6	1985	26-9
1949	21-4	1986	22-10
1951	22-5	1987	23-8
1952	22-4	1988	23-10
1963	20-6	1989	31-5
1980	22-13	1990	21-8
1981	21-8	1991	21-10
1983	21-11	1997	22-10
1984	26-5	1998	23-10

Kruger's Unique Summer Camp

One of the several summer camps offered by the men's basketball program at Illinois aims at a lot more than just improving basketball skills. The annual Parent-Child Camp gives families a chance to spend a Friday-Saturday together developing their basketball skills and spending quality time together. The success of the camp, which Kruger started when he was head coach at Florida, is evident with overwhelming demand for the limited spaces available. This year over 100 children participated with a parent. While the camp is primarily made up of fathers and sons, a growing number of daughters have become involved and this year one mother brought her children.




Mr. Basketball

The last two years, the state of Illinois Mr. Basketball has signed on to be a Fighting Illini.

Illinois has the 1997 and 1998 Mr. Basketball winners on

the roster and ironically both the 1997 winner, Sergio McClain, and the 1998 recipient, Frank Williams, hail from Peoria Manual High School. The duo won three state titles together and McClain won a fourth as a freshman.



Top Competition

Last year, Illinois played a challenging non-conference schedule and recorded an 8-5 mark those games. Playing #9 UCLA, #19 Louisville, St. John's, Texas and #17 Clemson in preparation for the rigorous Big Ten schedule paid off as Illinois went 13-3 in league play.

This year the Illini will once again face a difficult non-conference schedule. Illinois opens the season in the Coaches vs. Cancer Classic at Madison Square Garden. The other teams in the tourney are Wake Forest, Georgetown, and Temple. In November Illinois will play George Washington, Saint Louis, Tennessee-Martin, Texas-Pan American, and Valparaiso. In December, the Illini will face Bradley (Chicago), Eastern Illinois, Kansas (Kansas City), Missouri (St. Louis) and Clemson (Greenville, SC).

The Illini's non-conference opponents produced a record of 228-170 (.573) last year and six teams participated in the NCAA Tournament.

Nine of the teams produced winning records last year and five had 20-win seasons.

The Lon Kruger Show

The Lon Kruger Show, a weekly one-hour radio call in show, rotates around to different campus sorority and fraternity houses. The show has also been hosted by dorms, a Boy Scout troop and even Planet Hollywood in St. Louis. Kruger's show was hosted by the popular restaurant the night before the Illinois-Missouri game at the Kiel Center.



Illini News & Notes

The House that Michael Built

Every year since 1994 Illinois has hosted one of its home games at the United Center in Chicago. The Illini have hosted Duke, California, UCLA and Clemson in previous years, and will play Bradley there in December of 1998 and Kansas in December of 1999. The United Center is also

the host site of the 1999 Big Ten Tournament. The arena hosted the 1998 tourney and 1998 Midwest Regional First and Second Round games in the NCAA Tournament.



Coaches vs. Cancer

The Lon Kruger Coaches vs. Cancer Three-Point Attack ranked ninth nationally with \$61,466, a 249 percent increase from 1997. The dollar amount is attributed to a combination of individual pledges, flat donations, corporate sponsorships, money raised through the sale of the signature Lon Kruger neck tie, and money raised through a Coaches vs. Cancer promotion at Applebee's restaurants.

The Lon Kruger neck tie, just introduced last February, was an immediate hit. The American Cancer Society has sold over 300 ties.

nation. The Big Ten Conference has produced the nation's highest home attendance average every year dating back to 1977, and last year eight Big Ten teams ranked in the nation's top 25 in average home attendance.



Kruger Coaches USA World Championship Team

Illini Head Coach Lon Kruger added to his international coaching experience last summer when he served as an assistant on the USA World Championship team that brought home the Bronze Medal. The team represented the United States at the 1998 FIBA World Championship in Athens, Greece. Kruger's international coaching experience also includes head coach of the 1995 USA World University Games Team, head coach of the 1991 USA Junior World Championship Team, head coach 1987 Big Eight select team which played in Beijing, China, and assistant coach of the 1983 U.S. Pan American Games team.

He joined Los Angeles Lakers head coach Del Harris as an assistant on the team that was coached by Houston Rockets Head Coach Rudy Tomjanovich.

Least Experienced

Illinois will field one of the, if not the youngest and least experienced team in the Big Ten this year. The Illini only return four letterwinners and no starters. Michigan lost four players with starting experience, but no other team in the league lost all five starters.

The Illini will field a lineup that consists of one senior, two juniors, five sophomores and four freshmen.

Illinois is Top 20 in Attendance

Big Ten Continues to Dominate Attendance

Illinois traditionally ranks among the nation's elite in attendance average and in 1998 the Illini's average home attendance (13,398) ranked 19th nationally. Illinois' overall attendance total (includes home, away and neutral games) of 454,128 ranked 13th in the

Watch out Major League Baseball

The Fighting Illini seniors threw out the first pitch at the Illinois baseball game against Iowa on April 24th. Six of the seven seniors were able to participate and they, somewhat in sync, each tossed a pitch to a catcher to get the game underway. Kevin Turner threw from the pitchers mound, while the remaining Illini spread out across the infield to toss their pitch.



Orange Krush

"Last year the Orange Krush had a tremendous affect on the crowd atmosphere in the Assembly Hall," Illini Head Coach Lon Kruger said. "It really makes a difference to the home court advantage when the team comes out of the tunnel and sees the Orange Krush in full force. This year we are going to have even more Orange Krush seating on the floor, and the Team Krush program is an excellent way for students to take an active role in contributing to the success of the basketball team while also benefiting the University of Illinois and local charities."

Team Krush will be a fund-raising organization and will take the place of the point system which was used in



Krush members got into the action at the Michigan State game, dancing with the Illinettes to Disco Inferno during a time-out. They were a crowd favorite.

for allocation. The allocation breakdown is as follows: 50 percent will go to the University of Illinois general scholarship fund, 25 percent will go to the Fighting Illini scholarship fund and the remaining 25 percent will be distributed to local charities and assigned to special projects.

This program is the only one of its kind nationally and will give University of Illinois students not only the chance to earn free season tickets, but also an opportunity to participate in a group that is giving back to its university and community.

"This program will not only place Team Krush at the forefront of the nation's elite student support organizations, but positively affect the community through generous support of the General Student Scholarship fund on the University of Illinois campus and local charities," Kruger said.

past seasons to earn Orange Krush tickets to games. Members are asked to solicit cash pledges for every three-point basket scored by the men's basketball team in 1998-99. In return, team members will reap the benefits associated with their level of money raised. All the money raised through this program will be collected by the

Division of Intercollegiate Athletics and given to the Team Krush board



Various Orange Krush members camped out for five days on campus to help sell out the Northwestern game on Feb. 18.



Krush members wear their best orange and Blue to show their support for the Fighting Illini.



The Krush arrive early to games to get the best seats on the floor.



THE UNIVERSITY OF ILLINOIS



The University of Illinois

Since its founding in 1867, the University of Illinois at Urbana-Champaign has earned a reputation of international stature. Its distinguished faculty, outstanding resources, breadth of academic programs and research disciplines, and talented and diverse student body constitute an educational community ideally suited for teaching and research. Located in east central Illinois in the twin cities of Urbana and Champaign (population 110,000), the University of Illinois at Urbana-Champaign is the state's flagship public university.

Students

The University has a fundamental commitment to undergraduate education. More than 26,000 undergraduate students are enrolled in nine undergraduate divisions, which together offer some 4,000 courses in more than 150 fields of study.

The divisions are: the College of Agricultural, Consumer and Environmental Sciences; College of Applied Life Studies; College of Communications; College of Commerce and Business Administration; College of Education; College of Engineering; College of Fine and Applied Arts; College of Liberal Arts and Sciences and the Institute of Aviation.

Undergraduate admission is highly selective. In a recent freshman class, the average student was in the top 10 percent of his or her high school graduating class and scored in the top 10 percent of those taking the national college entrance examination.

Approximately 9,000 graduate and professional students are enrolled in more than 100 disciplines. Many of these programs rank in the top 10 in the country, making Illinois among the nation's top 20 universities that grant doctoral degrees, according to the National Research Council.

World-class Faculty

Many faculty have been recognized for exceptional scholarship with memberships in the American Academy of Arts and Sciences, the National Academy of Sciences, and the National Academy of Engineering; with the

National Medal of Science; as National Science Foundation Young Investigators; and by such organizations as the National Endowment for the Humanities, Guggenheim Memorial Foundation, National Academy of Education, and the Alfred P. Sloan Foundation. At Illinois, research has a home in libraries, laboratories and classrooms, where it provides a real-life context for teaching and learning.

Computing

A leader in supercomputing applications, the University is home of NCSA (National Center for Supercomputing Applications) where Mosaic web browsing software was first developed. Since first released in 1993, Mosaic has spawned exponential growth in the use of the World Wide Web. NCSA staff have also been instrumental in promoting World Wide Web access at the White House and in the city of Chicago. There are 23,000 network connections on campus for students, faculty and staff.

Research

Students and scholars find the University an ideal place to conduct cross-disciplinary research. The most visible example of the University's commitment to such study is the Beckman Institute for Advanced Science and Technology, where research groups from nearly two dozen disciplines work within and across the following three main research themes: biological intelligence, human-computer intelligent interaction and molecular and electronic nanostructures. The special atmosphere at the Beckman Institute made possible the collaboration between two researchers that led to the invention of a technique to extend by a factor of 50 the life of silicon chips, a development that has caught the interest of the world's major chip manufacturers.

University Library

Academic resources on the campus are among the world's finest. The University Library is the third largest academic collection in the nation, housing more than 15.9 million items in the main library and in the more than 40 departmental libraries and units. Only Harvard and Yale have larger collections. The

Did you know . . .

* ILLINOIS OWNS THE LARGEST PUBLIC UNIVERSITY LIBRARY: The University of ILLINOIS library has the largest public university collection in the world.

* ILLINOIS ENGINEERS ENJOY NATION'S LARGEST LIBRARY: Grainger Engineering Library and Information Center is the largest library in the country and one of the world's most technologically advanced information management and retrieval centers.

* ILLINOIS GRADUATES FIND JOBS: More than 90% of seniors seeking employment obtain positions within eight months of graduation from the University of ILLINOIS.

* ILLINOIS GRADUATES MOVE ON TO MEDICAL AND LAW SCHOOL: Each year, more than 200 University of ILLINOIS graduates are accepted to medical school and more than 400 are accepted to law school.

* ILLINOIS GIVEN FIVE-STAR RANKING: The 1996 Fiske Guide to Colleges calls ILLINOIS, "a giant among academic institutions, ranking among the world's great universities," and awards it a five-star ranking in academics.

* MONEY MAGAZINE LISTS ILLINOIS AS A GREAT BUY: Money magazine's 1996 guide to colleges ranks ILLINOIS 23rd in a list of the top 100 schools providing the best education for the money.

* #1 ACCOUNTING SCHOOL IN THE NATION: The University of ILLINOIS undergraduate accounting program is ranked No. 1 in the nation in a 1995 Public Accounting Report survey of college accounting professors and department heads.

* #1 ADVERTISING SCHOOL IN THE NATION: University of ILLINOIS undergraduate advertising program was selected No. 1 in the nation in a recent poll of advertising educators, who ranked the nation's 84 advertising programs.

* U.S. NEWS & WORLD REPORT TABS ILLINOIS TOPS: In the 1996 U.S. News & World Report rankings of college education, the University of ILLINOIS accounting department undergraduate program was selected as the No. 1 program in the country with the graduate accounting program rated third best in the nation.

* U.S. NEWS & WORLD REPORT TABS ILLINI BUSINESS SCHOOL AMONG NATION'S TOP 5: According to rankings in the U.S. News & World report, the University of ILLINOIS College of Commerce and Business Administration is ranked No. 5 in undergraduate business education.

* DOW JONES NEWSPAPER FUND LAUDS ILLINOIS JOURNALISM: The Dow Jones Newspaper Fund lists the University of ILLINOIS among an elite group of seven universities, known as the "journalism ivys."

* ILLINOIS AMONG NATION'S TOP THREE PUBLIC UNIVERSITIES: The University of ILLINOIS is consistently ranked alongside Ohio State and Wisconsin as one of the nation's top three overall education programs.



The University of Illinois

library's computerized cataloging system was the first in the world to serve as the primary access to a large academic library. Users have worldwide access to the collections through the Internet, with more than a million patrons logging on each week.


The Arts

A major center for the arts, the campus attracts dozens of nationally and internationally renowned artists each year to its widely acclaimed Krannert Center for the Performing Arts. Designed by alumnus Max Abramovitz, an architect of New York City's Lincoln Center, the facility has four indoor theaters and an outdoor amphitheater. Together, they host more than 300 performances each year. The University also supports three major museums: the Krannert Art Museum and Kinkead Pavilion, the World Heritage Museum and the Museum of Natural History.

Other major facilities include the multipurpose Assembly Hall (16,000 seats), which hosts concerts, convocations, theater and sporting events; Memorial Stadium, site of Big Ten Conference football games; and the Intramural-Physical Education Building.

Partnership Illinois

Also integral to the University's mission is a commitment to partnerships with many sectors of Illinois business and industry. Each year more than 60,000 Illinois residents



Foellinger Auditorium is located on the south end of the Quad, a hub of activity for University of Illinois students.

participate in scores of conferences, institutes, credit and non-credit courses and workshops presented on campus and statewide.

University-sponsored programs in both urban and rural areas of the state bring University faculty to the citizens of Illinois to share their expertise in food industries, health, K-12 education, technology transfer and economic development, to name a few. Cooperative

Extension Service offices throughout Illinois serve nearly one million people annually.

The Institute for Competitive Manufacturing has succeeded in solving business and manufacturing problems in hundreds of Illinois firms by matching student project teams with businesses in need.

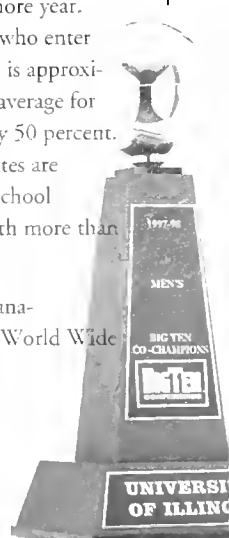
Our Graduates Succeed

Freshman retention and overall graduation rates are well above the national averages. Typically, approximately 90 percent of freshmen return for their sophomore year. The graduation rate for students who enter the university on a full-time basis is approximately 80 percent. The national average for four-year schools is approximately 50 percent. Each year, more than 400 graduates are accepted to law school. Medical school admissions are also impressive with more than 200 students admitted each year.

The University of Illinois at Urbana-Champaign can be found on the World Wide Web at <http://www.uiuc.edu>



The Illini Union located at the north end of the quad.



Board of Trustees

The Board of Trustees of the University of Illinois exercises final authority over the policies and governance of all three campuses of the University (Chicago, Springfield, Urbana-Champaign), within limits fixed by the Illinois Constitution and state law.

Legislation approved by the General Assembly, signed by the governor and tested in court has changed trustee selection. Since last January, the governor has begun to appoint new trustees, as terms expire. Until law changed, trustees had been elected by the people of Illinois in November general elections.

As before, there are nine trustees. Each serves for six years. Their terms are staggered, with three expiring every two years. All trustees serve without pay. The governor is also an ex officio member of the board, with a vote.

In addition, three students, one each from the campuses of Chicago, Springfield and Urbana-Champaign, serve single-year terms on the board.

Trustees elect their own chair annually, in January, from among the nine members. The 1998 chair is Susan L. Gravenhorst.



Judith Ann Calder
Glencoe



William D. Englebrecht
Henry



Jeffrey Gindorf
Crystal Lake



Susan L. Gravenhorst
Lake Bluff



Thomas R. Lamont
Springfield



Ada Lopez
Chicago



Martha R. O'Malley
Belleville



Roger L. Plummer
Chicago



Judith R. Reese
Chicago



Michael J. Clark
Student Trustee
Chicago



Sam N. Gallo
Student Trustee
Springfield



Robert Doyle
Student Trustee
Urbana



Illinois Administration

James J. Stukel

P R E S I D E N T



James J. Stukel is in his third year as president of the University of Illinois. Since becoming the University's 15th chief executive officer, Stukel has taken his four-point plan to thousands of Illinois citizens, including alumni and friends of the University, through community visits and special events in Illinois and several states.

The first point of the Stukel plan is to strengthen the connections between the University and the people of Illinois, in a redefinition of the UI's traditional land-grant obligations. The second is to upgrade students' educational experience through smaller classes and best use of the educational technology. Third is to cut costs where possible, stress productivity and create a positive, business-like administration that reassures taxpayers, tuition-payers and private donors that their money is being used efficiently. And fourth is to maintain the highest quality in a niche filled by relatively few U.S. Universities – basic and applied research.

For four years before becoming president, Stukel served as chancellor and chief executive officer of the University of Illinois at Chicago, leading the UIC into the first rank of research universities.

Stukel has been part of the University of Illinois family since enrolling in graduate school in 1962. He spent 23 years on the Urbana-Champaign campus as an administrator, engineering professor and researcher. He then moved to UIC, spending one year as vice chancellor for research and five years as executive vice chancellor and vice chancellor for academic affairs before assuming the chancellor position in Chicago.

Born March 30, 1937, Stukel earned his B.S. in mechanical engineering from Purdue University in 1959 and spent two years as a research engineer for the Virginia Pulp and Paper Co. In 1962, Stukel enrolled in graduate school at Illinois, earning his M.S. in mechanical engineering in 1963 and his Ph.D. in mechanical engineering in 1968.

He became assistant professor of environmental engineering and mechanical engineering at Illinois in 1968, associate professor in 1971 and full professor in 1975.

Stukel is a member of the Kellogg Commission on the Future of State and Land-Grant Institutions, as well as a member of the board and co-chair of the Council of Governmental Affairs at the National Association of State Universities and Land-Grant Colleges. He also is on the executive committee of the Illinois Coalition and is a governing board member of the Illinois Council on Economic Education. In May 1997, he received an honorary doctor of engineering degree from Purdue.

Stukel and his wife, the former M. Joan Helpling, have four children and three grandchildren.

Michael Aiken

C H A N C E L L O R



When Michael Aiken joined the University of Illinois at Urbana-Champaign in 1993, he brought with him more than 30 years of scholarly and administrative experience. Aiken is an internationally recognized sociologist who has specialized in the analysis of organizations and issues of community power and social change.

As the sixth chancellor of the campus, Aiken has emphasized undergraduate education as well as research and public service. Programs designed to ensure the success of new students include the Freshman Convocation ceremony, which welcomes new students to campus and shares with them the rich traditions of the university, and the Discovery program, which gives new students at Urbana-Champaign the opportunity to study with a senior faculty member in a classroom setting of 20 or fewer students.

Under Aiken's leadership, the Urbana-Champaign campus has launched Partnership Illinois, an effort to catalog, coordinate and promote outreach efforts of the Urbana campus. PI enhances the campus's ability to bring faculty expertise to bear on the educational, technological, economic, social and cultural challenges facing Illinois and the broader society.

These and other new programs were outlined in "A Framework for the Future," the strategic planning document completed in May 1995.

Before coming to Illinois, Aiken served as provost of the University of Pennsylvania, where he also had been a faculty member in the department of sociology, chairman of sociology and dean of the School of Arts and Sciences.

Aiken's career has included academic posts at the University of Wisconsin-Madison, Columbia University, Washington University in St. Louis and two Belgian universities, the Katholieke Universiteit te Leuven and the Universit'e Catholique de Louvain.

Aiken graduated from the University of Mississippi in 1954 and earned his master's degree in 1955. He received a doctorate in sociology in 1964 from the University of Michigan.

Aiken is married to Catherine Comet, an internationally acclaimed orchestral conductor. They have one daughter, Caroline.



Division of Intercollegiate Athletics



The \$7.2 million Bielfeldt Athletic Administration Building opened in June 1996 as a home for nearly 100 members of the DIA staff.

The forerunner of the Division of Intercollegiate Athletics (DIA), the University of Illinois Athletic Association, was chartered in 1892 as a not-for-profit corporation of the State of Illinois. It was charged with overseeing and conducting the University's intercollegiate athletic programs and associated support services, and operated as a separate entity.

After the state legislature voted in June 1989 to bring UI athletics within the University proper, the DIA assumed the functions and responsibilities of the Athletic Association. The Division of Intercollegiate Athletics began operations officially July 1, 1989, and now, more than a century after University of Illinois athletics began, the mission is still to achieve excellence both in the classroom and in sport competition.

The director of athletics is the division's chief executive officer, and reports directly to the chancellor of the Urbana-Champaign campus. The chancellor has final authority regarding the athletic program in all areas except for budget and major appointments. Those decisions rest with the University of Illinois Board of Trustees.

The Athletic Board serves the DIA in an advisory capacity. It is composed

of 18 members, 15 of whom are voting members (eight faculty, four alumni, two students and one trustee); the three non-voting (ex-officio) members are from the University administration.

The faculty and student members are nominated by the Urbana-Champaign Senate and selected by the chancellor.

The Division of Intercollegiate Athletics does not receive state tax dollars and over the years has been able to fully fund the NCAA maximum allowable number of athletic scholarships for student-athletes

in each of its sports programs, as well as to hire excellent coaches and maintain and upgrade its facilities, staying on par with the best major collegiate programs across the nation.

This has been accomplished through revenues derived from four major sources: gate receipts from football and men's basketball; television and radio rights fees for those two sports; corporate sponsorships and donations to the Fighting Illini Scholarship Fund. The FISF contributions provide the maximum allowable number of scholarships in the 19 men's and women's sports at an average annual cost of approximately \$10,000 for in-state student-athletes and about \$15,000 for those from outside Illinois.

Facilities

The Division of Intercollegiate Athletics utilizes 12 facilities for competition and the administration of its 19 varsity sports. They are: Memorial Stadium, Assembly Hall, Huff Hall, Illinois Field, the Outdoor Track and Field and Soccer Stadium, the Armory, Atkins Tennis Center, the Intramural and Physical Education Building, Kenney Gym, the University of Illinois Golf Courses, the Bielfeldt Athletic Administration Building, the Ubben Basketball Practice Facility and the Irwin Academic Center. Also on track is a new football practice facility featuring an indoor all-weather

Athletic Board

- David Chicoine, faculty representative
- Mildred Griggs, faculty representative
- Kristin Acuff, student representative
- Doug Altenberger, alumnus
- John Braden, faculty
- Barrington Coleman, faculty
- Adam Collopy, student representative
- Ronald Guenther, ex officio
- J. Fred Giertz, faculty
- Howard Humphrey, alumnus
- Thomas Lamont, Board of Trustees representative
- Kara L. Loffelmacher, student representative
- Bryan Lutes, student
- Tom McGreal, faculty
- Carol Keiser, alumnus
- Judith Rowan, ex officio
- Mary Slaughter, faculty
- Joel Weisman, faculty
- Matthew B. Wheeler, faculty
- Joyce C. Wright, faculty



The University of Illinois

field connected to the Illinois locker room.

In June 1996, nearly 100 members of the Division of Intercollegiate Athletic staff moved into the 40,000-square foot, \$7.2 million Bielfeldt Athletic Administration Building, located on the east-west axis between the Atkins Tennis Center and the Assembly Hall. The facility houses the offices of not only the administration and most of the coaching staffs, but also those of the Fighting Illini Scholarship Fund, the Varsity "I" Association, the accounting and personnel offices, the marketing and promotions offices, and the athletic public relations offices.

A "Park of Tradition," which will celebrate and commemorate the history of Fighting Illini athletics, is also planned.

The Ubben Basketball Practice Facility will open this fall. The facility will house practice courts, lockerrooms, training facilities and offices for both the men's and women's basketball programs.

In 1992, the DIA completed an \$18 million renovation project on Memorial Stadium, which began after the conclusion of the 1991 home football season.



The Irvin Academic Center features academic services offices, study areas, an expansive computer room and meeting rooms for more than 600 UI student-athletes.

Football is not the only athletic program receiving benefits from new and improved facilities. Another of the most recent additions to the University of Illinois athletic physical plant is the Atkins Tennis Center, which opened in November 1991.

The Big Ten champion baseball and track teams compete at Illinois Field and the UI Outdoor Track Stadium. Illinois Field is a first-rate 1,500-seat baseball facility, and is targeted for a future expansion to accommodate 5,000 fans.

The nationally acclaimed track teams are

primed for another year of competition in their \$2.2 million stadium.

The Big Ten champion men's basketball team plays its games at the 16,000-seat Assembly Hall, just south of Memorial Stadium and the women play at Huff Hall.

Huff Hall, the home of Illinois men's basketball from 1925-63 when it was known as Huff Gym, is in the midst of a step-by-step renewal process designed to upgrade it as a practice and/or competition site for volleyball, women's basketball, wrestling and gymnastics events.



Huff Hall is the home of the University of Illinois volleyball, wrestling and gymnastics teams.



Director of Athletics Ron Guenther



In six years as Director of Athletics at the University of Illinois, Ron Guenther has returned his alma mater to the national elite in competing for championships in 19 intercollegiate sports with outstanding coaches, staff and facilities. The MVP of the 1966 Illinois football squad, Guenther continues to move the Illini athletic program on a breakneck pace toward a position of competing at a championship level in all programs.

In the last two years, Guenther, 52, has overseen a series of dramatic changes that have local, regional and national media, alumni and fans marveling at Guenther's abilities to add sport programs in women's soccer and softball, recruit top-level coaches, plan for and build championship facilities with more than \$ 50 million in capital donations and create a model program producing outstanding student-athletes. In the last three years, Guenther has established Illinois as a rising power among NCAA institutions by:

- * Announcing plans for a state-of-the-art football practice facility, to be completed during the next two years.
- * Overseeing the groundbreaking and construction of the Richard T. Ubben Basketball Practice Facility for the Illini men's and women's cage programs.
- * Adding women's soccer and softball in 1997 and 1998.
- * Signing an exclusive \$ 7.5 million agreement with Nike as one of only 13 Nike institutions in the United States.

* Overseeing the construction and opening of the Irwin Academic Center, providing 600 student-athletes with a state-of-the-art, convenient academic center to teach their full potential as students.

Under Guenther's leadership, Illinois has steadily improved its performance on the field and in the classroom. In the last two years, Illinois has won historic back-to-back Big Ten titles in men's tennis, captured the 1998 Big Ten men's basketball and baseball championships and won the 1997 Big Ten women's basketball title, earning consecutive NCAA "Sweet 16" appearances. Off the field, Illinois student-athletes have continued to benefit from outstanding academic services programs, matching the overall campus grade point average and producing Academic All-Big Ten award winners in all sports.

Guenther has also spearheaded a revolution for funding for championship-level programs and facilities as the Division of Intercollegiate Athletics has opened necessary additional revenue streams totaling more than \$ 3 million through working partnerships with corporate sponsors and management of the Illini Sports Radio Network.

Now in his fourth decade with the University of Illinois, Guenther was the Most Valuable Player on the 1966 Illinois football squad under Head Coach Pete Elliott. Guenther was a second-team All-Big Ten selection at offensive guard, also earning first-team Academic All-Big Ten honors and recognition as the University's outstanding senior in physical education.

Guenther earned his bachelor of science degree in physical education from Illinois in 1967 and an M.S. in administration in 1968 before embarking on a successful career in coaching, athletic administration and business.

Guenther was named the 17th Director of Athletics in 1992 after serving for two years with the University of Illinois Foundation as Director of Major Gifts and for three years as a partner with The Barofsky Association, a Chicago-area investments and marketing firm.

From June of 1988 to March of 1989, Guenther served as Interim Director of Athletics for External Operations, administering the development program, public relations, promotions, tickets, merchandise and summer camps.

Guenther spent the previous three years within the Division of Intercollegiate

Athletics as associate athletic director for development, coordinating the "Campaign for Excellence in Athletics." That campaign began the first major facelift of athletic facilities in nearly 60 years on campus and provided the impetus for the eventual construction of Illinois Field for baseball, the UI Outdoor Track and Field Stadium, the Atkins Tennis Center and the Irwin Football Complex, housing coaches offices, locker rooms, sports medicine, strength and conditioning facilities and meeting rooms for Illinois football.

One of the nation's top athletic fund raisers, Guenther has been instrumental in soliciting gift commitments totaling more than \$ 50 million toward capital improvements at Illinois during the last 15 years.

Firmly committed to delivering the Illinois message across the state and Midwest, Guenther served from 1983 to 1985 as assistant athletic director for Chicago operations, renewing a commitment that continues today to reach out to the thousands of Chicago-area alumni, donors and fans. During his tenure in Chicago, Guenther created the annual statewide caravan for promotion and public relations and saw a tripling in the number of donors to Illinois athletics.

Guenther spent eight years at North Central College in Naperville, Ill., including a stint from 1975-79 as director of admissions and also as an associate head football coach. From 1979-83, he served as the vice president of development and public affairs at North Central, helping to design and implement a \$ 15 million Capital Campaign. As associate head football coach, Guenther helped the Cardinals amass a 23-12-2 record, including the school's first winning season in 15 years.

Before moving to North Central College, Guenther was offensive line coach at Boston College from 1971-74, helping to develop nine National Football League players.

From 1968-71, Guenther was a teacher and coached football, wrestling and track and field for the Evanston Township and Glenbard High School systems in suburban Chicago.

Born October 3, 1945, Guenther is a native of Evanston and a graduate of York High School. He lettered at Illinois in 1965 and 1966, helping Illinois to a 24-14-1 record in his four seasons. Guenther earned MVP honors on a squad that produced five All-Americans in 1966.



DIA Administration



Dana Brenner
Associate Director
of Athletics



David L. Chicoine
Faculty Representative



Terry Cole
Associate Director
of Athletics



Dike Eddleman
Emeritus Executive
Director - FISF



Steve Greene
Fighting Illini Scholarship
Fund - Chicago



Mildred B. Griggs
Faculty Representative



Mike Hatfield
Director of Athletic
Ticket Office



Allan Heinze
Director of Athletic
Facilities



Warren Hood
Assistant Director of
Athletics - Corp. Relations



Vice Ille
Assistant Director of
Athletics - Compliance



Dave Johnson
Director of
Communications



Karol Kahrs
Associate Director
of Athletics



Kelly Landry
Associate Director
of Athletics




Tom Porter
Associate Director
of Athletics



Mike Raycraft
Director of Marketing
and Promotions



Tim Tracy
Assistant Director of
Athletics - Business Mgr.



Shawn Wax
Director of Varsity "I"



Harriet Weatherford
Associate Director
of Athletics



Lenny Willis
Assistant Director
of Athletics



Ken Zimmerman
Fighting Illini Scholarship
Fund - Champaign



Illinois Athletic Excellence

During the 1997-98 athletic season, Illinois sports enjoyed a record-breaking year which included three Big Ten Championship teams, two individual national champions and 10 nationally ranked teams. Here are a few of the Fighting Illini highlights...

#22 Men's Basketball

1998 Big Ten Champs

- Won the 1998 Big Ten championship with a 23-10 overall record, 13-3 in the Big Ten, the most league wins for the Illini since 1989.
- Finished the season ranked No. 22 with second consecutive 20-win season and fifth seed in NCAA West Regional, defeating South Alabama in first round.
- Kevin Turner was a first-team All-Big Ten pick. Jerry Hester was a third team All-Big Ten selection and Matt Heldman was honorable mention.



#10 Men's Tennis

1998 Big Ten Champs

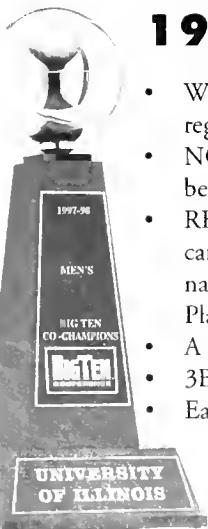

- Won its second consecutive Big Ten title with a perfect 12-0 regular season league record and tournament title.
- Compiled a 21-5 regular season mark and earned top eight seed in NCAA Championship.
- No. 1 singles Gavin Sontag advanced to NCAA "Round of 16" with two victories in NCAA singles championships, earning All-American honors.
- Finished second at ITA National Indoor Championships in February, the highest finish in history by a Big Ten team. The defending Big Ten champions defeated nationally-ranked UCLA (# 2), Pepperdine (# 12) and Mississippi State (# 4) before losing to top-ranked Stanford in the final.
- Ranked No. 2 following the ITA National Indoor Championships, ended the season ranked No. 10, the highest year-end ranking in school history.
- Junior Gavin Sontag became the first All-American in Illinois men's tennis history by reaching the round of 16 in the NCAA singles championships. His 40 wins shattered the school record for singles victories in a season.



#20 Baseball


1998 Big Ten Champs

- Won Big Ten Championship with 19-5 league record, first regular season title in 35 years.
- NCAA South I Regional runnerup with 42-21 overall record, the best since 1990.
- RHP Brett Weber and 2B D.J. Svihlik were named All-Americans with Itch Jones named Big Ten Coach of the Year, Weber named Big Ten Pitcher of the Year and Svihlik named Big Ten Player of the Year.
- A school-record 11 Illini named to All-Big Ten teams, including six first-team members.
- 3B Craig Marquie and RHP Cody Salter named GTE/CoSIDA Academic All-America finalists.
- Earned No. 5 seed in NCAA South I Regional, advancing to final and within two outs of a berth in College World Series.
 - Hosted Big Ten post-season tournament, drawing record attendance to Illinois Field.



#14 Women's Basketball Team Reaches Sweet 16

- Compiled a 20-10 overall record, 12-4 in the Big Ten, finishing second in the league.
- Earned No. 3 seed in NCAA Mideast Regional and defeated Wisconsin-Green Bay and UC-Santa Barbara to advance to NCAA "Sweet Sixteen" for second consecutive season.
- Ashley Berggren earned All-America honors and Theresa Grentz was named Big Ten Coach of the Year.
- Finished the season ranked No. 14 in the final ESPN/USA Today coaches poll.



#3 Men's Gymnastics Romagnoli NCAA Champion

- Finished third at the NCAA Championships in April, the highest UI finish since winning national title in 1989.
- Scored a school record 229.175 points vs. Michigan State in a dual meet.
- Sophomore Academic All-Big Ten selection Travis Romagnoli won the NCAA individual all-around and vault titles, the first UI all-around champion in 40 years.



#19 Women's Track & Field Harrison Two-time All-American

- Finished third at Big Ten Outdoor Championship and sent eight athletes to NCAA Outdoor Championships.
- Collinus Newsome won her fifth Big Ten shot put title, Yvonne Harrison won the 400-meter title and Aleisha Latimer won the 55m dash.
- Ranked No. 19 outdoors, finished third at Big Ten Indoor and Outdoor Championships.
- Yvonne Harrison finished second in the 400m hurdles at the NCAA Outdoor Championship.
- Won three indoor and four outdoor Big Ten titles. Benita Kelley won the 100m and 200m dash titles.



#7 Wrestling Siebert 150-pound National Champion

- Finished seventh at the NCAA Wrestling Championships with 10 athletes competing in the national meet.
- Senior Eric Siebert won the NCAA 150-pound title, the third UI national title under Coach Mark Johnson.



#18 Women's Gymnastics

Sixth at NCAA Regional

- Finished the season ranked No. 18 in the nation.
- Qualified for NCAA regionals for the first time since 1990.
- Posted an overall dual meet record of 12-5 and set a school record with a dual meet score of 194.25.
- Junior Kim Berres earned All-Big Ten honors for the second time in her career.



21 Swimming & Diving

Christiansen 2nd at Big Tens

- Climbed to No. 21 in the national polls, the highest ranking in school history, finishing sixth at the Big Ten championships.
- Posted a dual meet record of 9-3 overall, 4-2 in Big Ten. Freshman Anna Christiansen finished second in the Big Ten 400-meter IM.



24 Men's Track & Field

- Sent two athletes to NCAA Outdoor Championships. Joe Knuffman finished 7th in the long jump.
- Chris Jones won the 400-meter Big Ten title, Matt Klima captured the 600-meter run and Bobby True won the 800-meter run with the 4x400-meter relay squad finished second at NCAA Indoor Championships and Bobby True placed third in 800-meter run, becoming All-Americans

Volleyball

- Returned to national Top 25 for first time in two seasons and began the season with nine consecutive victories.
- Finished 17-13 overall, winning last three Big Ten matches, including convincing 3-0 wins over Purdue, Iowa and Minnesota to conclude the season with all six starters returning in 1998.

Football

- Signed 23 recruits, including seven junior college players, on National Letter of Intent Day.
- Had a school-record 11 Academic All-Big Ten selections last fall, including GTE/CoSIDA Academic All-American finalists Matt Cushing and Ivan Benson.
- Robert Holcombe broke nine school records and became the all-time leading rusher in Illinois history. Holcombe was drafted No. 37 in the April NFL draft by the St. Louis Rams.

Soccer

- Completed the inaugural season in school history under Jill Ellis. Won first four matches, including dramatic victory at St. Louis in overtime.
- Won first-ever Big Ten match, a 3-2 double overtime win over Northwestern.
- Signed nine players on National Letter of Intent Day.

Women's Tennis

- Named Florida assistant Sujay Lama as new head coach in early June.
- Freshman Simone Kung was first frosh to play No. 1 singles at Illinois in a decade.



Notable UI Alumni

Marc Andreessen '94, programmer of Netscape internet browser

Nelson Algren '31, Chicago writer (deceased)

Arnold Beckman '22, founder of Beckman Instruments (now SmithKline-Beckman)

Lou Boudreau '40, Pro Baseball Hall of Famer

James Brady '62, press secretary during Reagan Administration; wounded during Reagan assassination attempt



Mannie Jackson '60, former pro basketball player, owns Harlem Globetrotters

Andrew Davis '68, film director ("The Fugitive," "Under Siege")

Dorothy Day '18, founder of the Catholic Worker Movement (deceased)

Lee Falk '32, cartoonist (The Phantom, Mandrake the Magician)

George M.C. Fisher '62, CEO of Eastman Kodak

Dan Fogelberg (attended), composer & recording artist

Dale Gardner '70, astronaut

Bill Geist '68, journalist on "CBS Sunday Morning"

John Georges '51, CEO of International Paper Co.

Harold "Red" Grange '26, football legend (deceased)

Jerry Hadley '77, opera star

George Halas '18, founder of Chicago Bears (deceased)

Hugh Hefner '49, founder of Playboy

Jesse Jackson (attended), political leader of the Rainbow Coalition

Jesse Jackson Jr. '93, politician

Donald Johanson '66, anthropologist, discoverer of

oldest known hominid, "Lucy"

Arte Johnson '49, "Laugh-In" television personality

Carol Marin '70, television journalist/anchor

Lynn Martin '59, Secretary of Labor during the Bush Administration

Fred Marx '78, co-director & editor of "Hoop Dreams"

Mary Elizabeth Mastrantonio '80, actress

Donna Mills (attended), movie and TV actress

Erie Mills '77, opera star

Bobby Mitchell '58, Pro Football Hall of Famer

Tom Murphy '38, chairman of General Motors (retired)

Steve Nagel '59, astronaut (retired)

Ray Nitschke '58, Pro Football Hall of Famer (deceased)

Robert Novak '52, columnist and CNN political commentator

Fidel Ramos '51, former president of the Philippines

James "Scotty" Reston '32, Pulitzer Prize-winning journalist (deceased)

Gene Shalit '49, "NBC Today Show" film critic

Shel Silverstein (attended), author & songwriter ("Where the Sidewalk Ends," "The Giving Tree")

Roger Simon '70, syndicated columnist for the Baltimore Sun



Ang Lee '80, film director ("Sense and Sensibility," "The Wedding Banquet," "Eat, Drink, Man, Woman")

Sam Skinner '60, Secretary of Transportation; chief of staff during the Bush Administration

Godfrey Sperling Jr. '37, syndicated columnist for The Christian Science Monitor

Dennis Swanson '61, president of ABC Sports

Joe Tanner '73, astronaut

Lynne Thigpen '70, Tony Award-winning actress

Jack Welch '59, Ph.D. '61, CEO of General Electric

Rosalyn Yalow '42, Ph.D. '45, 1978 Nobel Prize-winner in physiology & medicine



Roger Ebert '64, Pulitzer Prize-winning film critic

Dee Brown '51, author of "Bury My Heart at Wounded Knee"

Hal Bruno Jr. '50, director of political coverage for ABC News

Dick Butkus '65, Pro Football Hall of Famer

James Cantalupo '66, president of McDonalds International

John Chancellor (attended), political analyst & newscaster for NBC News (deceased)

Jerry Colangelo '62, president & CEO of the Phoenix Suns

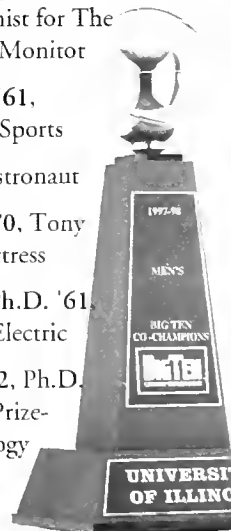
Michael Colgrass '56, Pulitzer Prize-winner in music



Nicole Hollander '60, cartoonist (Sylvia)

Francine "Penny" Patterson '70, taught Koko the gorilla to communicate through Sign Language

Irna Phillips '23, creator of the soap opera (deceased)



Chief Illiniwek/Fight Songs

One of the most dramatic and dignified traditions in college athletics is the performance of Chief Illiniwek at the University of Illinois. Since 1926, this symbol has stirred pride and respect in audiences at Memorial Stadium, the Assembly Hall and Huff Hall.

Illiniwek (pronounced "ill-EYE-nih-wek") was the name of the loose confederation of Algonquin tribes that once lived in the region. The French changed the ending to "ois" in naming what became the state of Illinois. Illiniwek means "they are men" and former Illinois football coach Robert Zuppke is believed to have suggested calling the UI symbol Chief Illiniwek.

In 1926, Assistant Band Director Ray Dvorak conceived the idea of performing an American Indian dance during halftime of the Illinois vs. Pennsylvania football game in Philadelphia. Lester Leurviler, a student interested in Indian lore, was chosen for the role. Leutwiler's performance, done in a homemade costume, was received so well that he was asked to continue his dance through the 1928 season.


Webber Borchers, the second Chief Illiniwek, was the first to appear in authentic American Indian regalia. He initiated a campaign to

raise money to replace his homemade outfit with an authentic one, but with the Depression on, he received just \$15 dollars. However, a Champaign merchant stepped in to fund the rest and Borchers was off.

He recalled: "In the summer of 1930, I went, at my own expense, to the Pine Ridge reservation in South Dakota. I hitchhiked out, called an Indian agent and explained my mission. He and an Indian trader called in an older Sioux woman. She and two younger women made the suit."

On Nov. 8, 1930, in New York's Yankee Stadium, Illinois faced Army in the seventh game of the season. It was there that Borchers made the first appearance of Chief Illiniwek in that outfit. Since then, five different authentic outfits have been used by Chief Illiniwek. The one used in performances now was purchased in 1983 from Sioux Chief Frank Fools Crow, and is topped by a headdress of turkey feathers.

Holding the role of Chief Illiniwek is John Madigan, from Philo, Illinois.



Chief Illiniwek has been the honored symbol of University of Illinois athletics since 1926.

ILLINOIS LOYALTY

We're loyal to you Illinois
We're "Orange and Blue," Illinois
We'll back you to stand
'Gainst the best in the land
For we know you have sand, Illinois
Rah! Rah!
So crack out the ball Illinois
We're backing you all Illinois
Our team is the fame protector
On boys, for we expect a

Victory from you Illinois
Chehee, Cheha, Cheha-ha-ha
Go Illini Go
Chehee, Cheha, Cheha-ha-ha
Go Illini Go
Illinois, Illinois, Illinois
Fling out that dear old flag of
Orange and Blue
Lead on your sons and daughtets,
Fighting for you;
Like men of old, on giants
Place reliance, shouting defiance
Oskee-wow-wow!
Amid the broad green plains

That nourish our land
For honest labor and for learning we stand,
And unto thee we pledge our hard and
hand,
Dear Alma Mater, Illinois

OSKEE-WOW-WOW

Old Princeton yells her tiger
Wisconsin her varsity
And they give the same old
Rah! Rah! Rah!
At each university
But the yell that always thrills me,
And fills my heart with joy,
Is the good old Oskee-wow-wow,
That they yell at Illinoi
Chorus
Oskee-wow-wow, Illinois
Our eyes are all on you
Oskee-wow-wow, Illinois
Wave your Orange and Blue
Rah! Rah!
When your team trots out before you
Ev'ry man stand up and yell
Back the team to gain a victory
Oskee-wow-wow, Illinois

MARCH OF THE ILLINI

We are marching for dear old Illini
For the men who are fighting for you
Here's a cheer for our dear Alma Mater
May our love for her ever be true
While we're marching along life's pathways
May the Spirit of the old Illinois
Keep us marching and singing
In true Illini Spirit
For our dear old Illinois

HAIL TO THE ORANGE

Hail to the Orange.
Hail to the Blue
Hail Alma Mater
Ever so true.
We love no other,
So let our motto be
Victory, Illinois, Varsity





T H E C O A C H I N G S T A F F

Head Coach Lon Kruger



In 1997-98 . . .

- Kruger led Illinois to its 13th Big Ten Championship.
- Kruger led Illinois to an Associated Press Top 25 final ranking (22nd).
- Kruger and the Illini were undefeated against Michigan, Iowa, and Indiana which is a first in Illinois history.
- Kruger led Illinois to a 6-2 road mark in Big Ten action, the first time Illinois won six league road games since 1987.
- Kruger's Illini team ranked first in scoring defense, field goal percentage defense and three-point percentage defense in Big Ten games.

Lon Kruger continues to show why he is recognized as one of the most outstanding coaches in college basketball. In two seasons at Illinois, Kruger has led the Illini to back-to-back 20 win seasons, a first since the early 1990s, and in 1998 he guided Illinois to its first Big Ten Championship since 1984.

Kruger was named the 14th basketball coach at the University of Illinois March 21, 1996, and in two seasons he's compiled a 45-20 record and a 24-10 slate in Big Ten games. On a national scale, Kruger has led four Division I programs to a 20-win season and is one of only a handful of active Division I head coaches who have taken three different teams to the NCAA Tournament.

Kruger's 1998 Illini were picked to finish anywhere from sixth to eighth in the preseason polls. Instead, he led the

Fighting Illini to a 13-3 conference record and a share of the Big Ten title. He guided the Illini to a stretch of seven consecutive victories in Big Ten play, a first since 1984, and the six Illinois Big Ten road victories were the most since 1987.

In his first season at Illinois, Kruger took a team which finished ninth in the Big Ten with a 7-11 record in 1996 and reversed the numbers, finishing 11-7 and tied for fourth in league play. In the course

of the season, he directed the Illini to a 5-2 record against ranked opponents, including an upset of No. 7 Minnesota, 96-90, in Champaign. The 22 wins in 1997 were the most for an Illini team since 1991.

Kruger's success at Illinois was only a matter of time. He is a proven winner, which is evidenced in every program he has directed in the last 16 years. During his six-year stint at Florida, Kruger transformed the Gators into a national contender. The year before Kruger took over (1989-90), Florida finished 7-21 overall and 3-15 in the SEC. In six seasons at Florida, Kruger led the Gators to postseason play four times, twice to the NIT and twice to the NCAA Tournament. His crowning achievement came in 1994 when he led the Gators to a school-record 29-8 record and a NCAA Final Four appearance. Kruger earned Southeastern Conference Coach-of-the-Year honors in 1992 and 1994.

A native of Silver Lake, Kan., Kruger established himself as one of the nation's best young coaches in America during his four seasons as the head coach at his alma mater Kansas State University. During his stay in Manhattan, Kan., Kruger led the Wildcats to a school-record, four-consecutive NCAA tournament appearances and an 81-46 record.

His 1988 Wildcat team ranks as one of the school's all-time greats. It compiled a 25-9 slate, tying the school record for

wins in a season, while coming within one game of reaching the Final Four.

Kruger, a 1975 graduate of Kansas State, began his coaching career as an assistant at Pittsburg State University in Pittsburg, Kan., in 1976-77. He returned to K-State as a graduate assistant coach for the 1977-78 campaign and was promoted to full-time status in 1978. Kruger continued in that role through the 1981-82 season.

Beginning in 1982, Kruger was head coach at Pan American University in Edinberg, Texas. With the Broncos, Kruger compiled a 52-59 mark, turning around a program with seven wins his first season to 20 wins in his final campaign. Kruger was also athletic director in three of his four years at Pan American.

Kruger returned to his alma mater in 1986 when he has named the school's 17th basketball coach. The immediate success that followed was typical of that which took place when he played for the Wildcats. Kansas State was 61-22 with Kruger in uniform. Combining with his coaching marks at the school, Kruger was part of 142 wins, against 67 losses while part of the KSU program.

As a player, Kruger led the Wildcats to back-to-back Big Eight Conference crowns in 1972 and 1973. After being touted as the Big Eight's Sophomore-of-the-Year in 1972, he was honored as the



KRUGER'S CAREER COACHING RECORD

	Overall Record/Conf. Finish	Postseason Play
PAN AMERICAN UNIVERSITY		
1982-83	7-21 (.250)	
1983-84	13-14 (.481)	
1984-85	12-16 (.429)	
1985-86	20-8 (.714)	
4 Years	52-59 (.468)	
KANSAS STATE UNIVERSITY		
1986-87	20-11 (.645) 4th	NCAA (1-1)
1987-88	25-9 (.735) 2nd	NCAA (3-1)
1988-89	19-11 (.633) 3rd	NCAA (0-1)
1989-90	17-15 (.531) 4th	NCAA (0-1)
4 Years	81-46 (.638)	
UNIVERSITY OF FLORIDA		
1990-91	11-17 (.392) 6th	
1991-92	19-14 (.575) 2nd, East	NIT (3-2)
1992-93	16-12 (.571) 3rd, East	NIT (0-1)
1993-94	29-8 (.784) 1st, East	NCAA Final Four (4-1)
1994-95	17-13 (.567) 3rd, East	NCAA (0-1)
1995-96	12-16 (.429) 5th, East	
6 Years	104-80 (.565)	
UNIVERSITY OF ILLINOIS		
1996-97	22-10 (.688) 4th	NCAA (1-1)
1997-98	23-10 (.697) 1st	NCAA (1-1)
2 Years	45-20 (.692)	
16-Year Coaching Record: 282-205 (.579)		



league's best player in 1973 and 1974. He finished his Wildcat career with 1,063 points, the 14th best total in K-State history. He also had the fourth-best career free throw percentage (.826) in school history. As a senior he averaged 17.6 points per game and currently stands 13th on the school's career scoring average list with a 13.3 points per game average. Kruger was selected to the all-time Big Eight Team (third team) and was named "Mr. Hustle" all-time in the Big Eight. An Academic All-American as a senior, he also earned All-Big Eight academic honors three times. He is also the only player to capture K-State's coveted Porky Morgan Most Inspirational Player Award three times.

Kruger received a B.S. in business from Kansas State in 1975 and a M.S. in physical education from Pittsburg State (Kan.) in 1977.

Also a baseball letterwinner at KSU, Kruger enjoyed one season of post-college minor league baseball with the St. Louis

Cardinals' organization in St. Petersburg, Fla. He was drafted out of high school by the Houston Astros and then played second base, third base and pitcher during his Wildcat career. His best season was in 1971 when he posted a 4-3 pitching record (3-1 in Big Eight games) and an earned run average of 3.33. He struck out 38 and walked 14 in 46 innings.

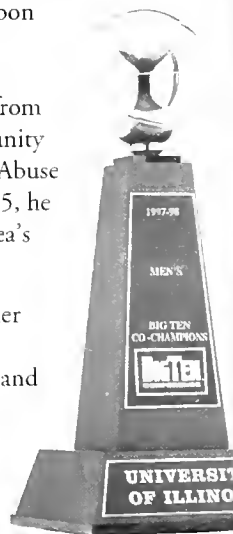
An all-around athlete, Kruger even got some football notice after graduating from Kansas State when the Dallas Cowboys invited him to their 1972 rookie camp as a quarterback.

A prep standout at Silver Lake High School (located 40 miles east of Manhattan), Kruger lettered all four years in football, basketball and baseball. As a senior, he averaged 23 points per game in leading his team to the state basketball tournament, passed for 2,079 yards and scored 23 touchdowns in nine football games, and led the baseball team to the

state tournament as a pitcher-infielder.

Kruger has been a frequent public spokesman for various nonprofit organizations. From 1991-93, he and his wife Barbara served as co-chairpersons of Alachua County's Red Ribbon Campaign, a week-long program aimed at increasing awareness and promoting a drug-free environment for the community. Kruger and Fighting Illini players serve as honorary chairpersons for the Champaign-Urbana Red Ribbon Campaign. The Krugers were honored with consecutive Community Service Awards from the Gainesville (Fla.) Community Council on Alcohol & Drug Abuse for their efforts. In April, 1995, he was named the Gainesville area's Volunteer-of-the-Year.

Kruger is married to the former Barbara Miles. They are the parents of a daughter, Angie, and a son, Kevin.



The Kruger Difference



• At *Pan American*, (1983-86), Kruger inherited a team which had won five games the year prior to his arrival, and he took the Broncs from seven wins in his first year to a 20-8 record in his fourth season.

• In the four years before Kruger joined the *Kansas State* program, the Wildcats had a 49 percent winning percentage and were 16-14 the year prior to Kruger taking over the program. In his first season, Kruger took Kansas State to the NCAA Tournament and led the Wildcats to a 20-11 record. In his second season, Kruger led the Wildcats to a 25-9 record and the NCAA Elite Eight. In four seasons under Kruger, K-State averaged 20.3 wins per year after averaging only 14 wins in the four years prior to his arrival.

• Kruger took over a *Florida* program that was 7-21 in 1990 and in only two seasons, he guided the Gators to a 19-14 record and the NIT Final Four (1992). Two years later, under Kruger's direction, Florida achieved the program's pinnacle with a trip to the Final Four capping a school record 29-8 season.

• After being recognized as one of the top 20 winningest programs in the 1980s, *Illinois* had averaged only 17.2 wins in the five seasons prior to Kruger taking the helm. In his

first season (1996-97), he turned around a team that was 7-11 in the Big Ten in 1996 and finished fourth in the league with an 11-7 record.

The Illini's 22 wins in 1997 were the school's most since a school record 31-5 record in 1989. It was the team's first 20 win season since 1991.

In only his second year as head coach of the Illini, Kruger guided Illinois to its first Big Ten Championship since 1984. Illinois finished the year 23-10 and advanced to the second round of the NCAA Tournament.

• Kruger is the first Illini coach to post over 40 wins in his first two seasons at Illinois. He is 45-20 in two years at Illinois.

• Kruger is the only coach in history to lead Illinois to an undefeated record against Iowa, Michigan and Indiana in a single season. The Illini were 5-0 vs. those teams in 1998.

• Kruger led Illini to a sweep of Indiana in 1998, the first

time that an Illinois team has done that since 1990.

• Kruger has led Illinois to consecutive top 25 finishes in the Associated Press poll.

• Kruger coached teams have earned a berth in the NCAA Tournament eight times. He advanced Kansas State to the Elite Eight in 1988 and directed Florida to the Final Four in 1994. In two seasons at Illinois, he has directed the Illini to the second round both years.

• Kruger's NBA players include Mitch Richmond (Kansas State) of the Sacramento Kings and the MVP of the 1995 NBA All-Star game, Andrew DeClercq (Florida) of the Boston Celtics, Steve Henson (Kansas State) Detroit Pistons, and Kiwane Garris (Illinois) who was with the Denver Nuggets for part of the 1998 season. A number of former Kruger players are playing in basketball leagues overseas.

• He is one of a handful of coaches who have guided three different teams to the NCAA Tournament, and he's recorded 20 win seasons at each of the four schools where he has coached.

• Kruger has coached 12 first-team all conference selections at Kansas State, Florida and Illinois.



Ron Rector interviews Coach Kruger prior to the Parent-Child Camp

What They Are Saying

"Lon Kruger is an outstanding leader and a great teacher. He brings everything to the table, everything it takes to build a program."

-Dick Vitale, ESPN & ABC

"He's certainly one of the brightest guys of his age in college coaching. I think that's universally accepted."

-Billy Packer, CBS

"Without a doubt, Lon is one of the best tacticians in the game. I love Lon. He does everything above board. He has a program Illinois fans can be proud of."

-Mike Krzyzewski, Head Coach Duke

"His teams are very fundamental. They play tremendous defense. They're well-coached. He's an unbelievable person. They're very up-tempo. ... (Players) play hard for him. They like him. He's probably one of the most honorable people in this profession. He's going to do it right. He's a tireless worker."

-Rob Evans, Mississippi head coach

"Lon Kruger, a tremendous hire. This is a great, great day for Illinois basketball. In some ways, I'm happy to see him go because he can coach his tail off. His teams are extremely difficult to play and beat. Lon took Florida from rock bottom to the Final Four."

-Eddie Fogler, South Carolina head coach

Illinois' Lon Kruger is Big Ten Coach of the Decade.

-Loren Tate (*News-Gazette*) March 1998

"Coach Kruger is the most important part of this (winning the Big Ten Championship), without a doubt. He prepares us so well, it's unbelievable. I can't explain it. He knows everything about the game of basketball and teaches us everything he knows. And the most important thing, he makes you believe in yourself as a player and a person."

-Illini Kevin Turner, First-Team All-Big Ten 1998

"He's a great teacher, he loves the game and he loves to teach players how to play this game and how to do it with a love for the game. He brings in good talent, talent he can work with, and kids who are willing to learn and become better basketball players."

Andrew DeClercq, former Gator now with the Boston Celtics

"But quietly, the only way he knows, Kruger has shown his new audience what smart people already realize: he teaches the game as well as anyone, invariably making the most of what he is handed."

-Jay Mariotti, Chicago Sun Times (March 1997)

"In essence, Kruger is what he seems: warm, genuine, friendly, conservative. . . He preaches continual improvement, constant assessment, awareness, intensity and preparation. He believes resolutely in accentuating the positive and bolstering confidence. And be assured that without Kruger as a coach, Illinois probably would not be preparing for an NCAA Tournament game: His impact has been that decisive."

-Bill Coats (St. Louis Post-Dispatch) March 1997

THE KRUGER FILE

COACHING EXPERIENCE

- 1996- University of Illinois, Head Coach
- 1991-96 University of Florida, Head Coach
- 1987-90 Kansas State University, Head Coach
- 1982-86 Pan American University, Head Coach
- 1978-82 Kansas State University, Assistant Coach
- 1977-78 Kansas State University, Graduate Assistant Coach
- 1976-77 Pittsburg State University, Assistant Coach

COACHING HONORS

- One of 12 finalists for 1994 Naismith National Coach-of-the-Year Award
- SEC Coach-of-the-Year (AP & Coaches' choice) 1992 & 1994
- NABC District Coach-of-the-Year, 1988 & 1994
- 1997 State of Illinois Collegiate Coach of the Year

INTERNATIONAL EXPERIENCE

- Assistant Coach 1998 USA World Championship team (bronze medal)
- Head Coach '91 USA Junior World Championship Team (gold medal) and '95 USA World University Games Team (gold medal)
- Appointed by NCAA to serve on the USA Basketball Games Committee
- Served on USA Basketball Subcommittee which selected college developmental squad to scrimmage against USA Olympic Dream Team
- Head Coach 1987 Big Eight Select Team in Beijing, China
- Assistant Coach on 1987 U.S. Pan American Team (gold medal)
- Played on '73 U.S. Team (toured China)

ADMINISTRATIVE

- Athletic Director at Pan American, 1982-85
- Named to National Association of Basketball Coaches Board of Directors in 1994

EDUCATION

- Silver Lake (Kan.) High School, 1970
- Kansas State University, B.S. in business, 1975
- Pittsburg State University, M.S. in physical education, 1977

PLAYING EXPERIENCE

- Silver Lake High School, lettered four years in basketball, baseball, football 1966-70
- Kansas State University, baseball (P-IF), 1971-74
- Kansas State University, basketball, 1971-74

PLAYING HONORS

- Big Eight Player-of-the-Year, 1973 & 1974
- AP All-Time Big Eight Team (third team and Mr. Hustle)
- Big Eight Sophomore-of-the-Year, 1972
- KSU Porky Morgan Most Inspirational Player, 1972, 1973 & 1974
- KSU Captain, 1973, 1974
- Member of Big Eight Championship Team, 1972 & 1973
- Member of NCAA Tournament Regional Finalist, 1972 & 1973
- Played in Aloha All-Star Classic, 1974
- Played in East-West All-Star Classic, 1974

PERSONAL

- Born August 19, 1952 at Topeka, Kan.
- Wife: Barbara Miles of Topeka, Kan.
- Children: Angie and Kevin



A Talk With Lon Kruger



The World Championship coaching experience in 1998...

"On one hand it would have been nice to have watched the NBA players perform because they are the best in the world. On the other hand the guys who were on the trip were terrific. They really appreciated the opportunity to represent their country. They were terrific in their approach to practice everyday. They wanted very badly to win and make people in the U.S.A. very proud of them and they conscientiously thought about those things. As a result I think it was a very positive experience for everyone involved.

"Kiwane (Garris) played very well. It was good to see him again, spend time with 'Key' and to see him play well, especially down the stretch in the medal round. He was certainly a big factor in late-game situations in the games down the stretch."

Some of the highlights of the Big Ten Championship season...

"It was a group that had a lot of players finding they had new roles with the loss of Kiwane Garris and Chris Gandy, the leading scorers from 1997. I think we were kind of feeling our way along early in the season, not playing particularly well, inconsistent at best. We were gradually making some progress, then came the UCLA game where Kevin Turner stepped up and scored effectively and it seemed to take the pressure of some people. From that point on they kind of shared scoring roles, we had different people stepping up at different times.

"Certainly winning the Indiana game at home to open the Big Ten season was huge. Then the win at Iowa and coming back two days later and following that up with a very good performance at Northwestern were big keys for our season. They guys consistently approached each ballgame with the attitude of, 'what we've done to this point doesn't really matter, we have to play the next one'. I think because of that approach and having seniors and being experienced, they were able to do that consistently. Because of that we were able to put together a nice run through the conference season."

The atmosphere on Feb. 12, when Illinois was playing Michigan State for a share of the title as the season was coming to an end...

"It definitely ranks pretty high as one of the most exciting games because of the atmosphere and playing for first place. We really got on a run in the second half, started pulling away and it snowballed. Everything we did offensively and defensively was working and the crowd fed off that and our players fed off the crowd. That was kind of a turning point in terms of realizing we had a chance to win a championship.

"A crowd just like an athlete has to have reference points and sometimes you think you are doing OK until you raise the standard just a little bit. The crowd that night experienced it, felt it, enjoyed it and now they want to do that again. The higher you can raise the bar and set the standard, the better off you are in anything you do."


The expectations for 1998-99...

"Obviously when you lose seven seniors, you expect the next year to be to the other extreme. With seven seniors you've got a lot of experience, a lot of players who played a lot of Big Ten minutes. Now, as is normally the case, we go to a group that does not have a lot of Big Ten minutes, a group that is very short on experience. The core people who return from last year are real solid, but obviously they don't have a lot of points, rebounds, or even minutes.


"That's what makes college basketball so exciting. Each group is different and brings different abilities to the floor. This group will be a fun group. It will be a very versatile team with a lot of guys who can play different positions. We will have a little more size than we did last year, we'll be bigger on the inside and bigger on the perimeter. In the long run we may be more athletic and be able to do more things defensively than we did last year. And yet, we'll be young and it will be interesting to see how quickly we develop."

The Schedule...

"It's a very challenging schedule and maybe it doesn't quite fit the youth of this team. Normally you'd like the schedule we have for a more experienced team, but on the other hand it will challenge our players early to grow up quickly and to progress quickly. We might experience tough times early, but because of our youth and our enthusiasm we will bounce back quickly, and it will help us prepare for Big Ten play."



Assistant Coach Robert McCullum



"Robert McCullum has been with us for about 10 years now and anytime you have a chance to work so closely with someone over a period of time, you get very familiar with what each other is doing. One of Robert's biggest assets is his relationship with the players. He knows how to motivate them, and how to walk that fine line between being very close as a friend and being a demanding coach. He combines those things very well." - Lon Kruger

Robert McCullum, a veteran of both the collegiate and high school ranks, is in his 17th season as a Division I collegiate coach and his third at the University of Illinois. He joined the Illinois staff on April 5, 1996 after spending the

and first-team All-SEC forward Dametri Hill.

McCullum was also an assistant coach at Kansas State University in Kruger's final season in Manhattan.

Prior to joining Kruger at Kansas State, McCullum spent two years as an assistant coach and recruiting coordinator at Southern Illinois University. Before moving to Carbondale, he spent four years at South Alabama in two different stints. He was an assistant coach under Cliff Ellis in 1982, then returned under Mike Hanks in 1984.

In between his two stints at South Alabama, he was an assistant coach at Samford for the 1983-84 season when that school posted the most wins in its history with a 22-8 record.

McCullum spent six years in the high school ranks, coaching two years at Council Junior High School (1976-78) and Ramsay High School (1978-82) in his native Birmingham, Ala. He coached Birmingham's entries in the U.S. Youth Games from 1979-82. His boys' team took the bronze medal in '79, while the girls claimed the gold in '80.

McCullum played two years of basketball at Seminole Junior College in Sanford, Fla., and was team captain one year. He transferred to Birmingham Southern and graduated from there in 1976. He later received a master's degree in secondary education from Alabama State in 1980.

McCullum and his wife, Cheryl, have a son, Darius, and a daughter, Richelle.



previous six years as an assistant on Lon Kruger's staff at the University of Florida.


In two seasons at Illinois McCullum, who works with the Illini frontcourt players, has been instrumental in the Illini's combined 45-20 record, consecutive NCAA appearances and the 1998 Big Ten Championship. In one season (1996-97) he helped transform Illini Chris Gandy from a role player to a 32 game starter who averaged over 10 points a game and continued his playing career professional overseas.

During his tenure in Gainesville, McCullum played a prominent role in the rebuilding of the Florida basketball program as he helped lead the Gators to four consecutive postseason appearances, including a berth in the 1994 NCAA Tournament's Final Four and the 1995 NCAA Tournament. While at Florida, McCullum coached Boston Celtics forward Andrew DeClercq

THE MCCULLUM FILE

- 1976-78 Head Coach, Council Junior High School, (Birmingham, Ala.)
- 1978-82 Assistant Coach, Ramsay High School, (Birmingham, Ala.)
- 1982-83 Assistant Coach, University of South Alabama
- 1983-84 Assistant Coach, Samford University
- 1984-87 Assistant Coach, University of South Alabama
- 1987-89 Assistant Coach, Southern Illinois University
- 1989-90 Assistant Coach, Kansas State University
- 1990-96 Assistant Coach, University of Florida
- 1996- Assistant Coach, University of Illinois

Assistant Coach Rob Judson



"Rob Judson is so conscious, so aware and so sincere about the development of each player not only on the floor, but off the floor as well. He works very closely with our player's academic progress and is a very good teacher on the floor." - Lon Kruger

An Illini Academic All-American, Rob Judson returned to his alma mater when he joined Lon Kruger's staff in 1996. In two seasons at Illinois, Judson has helped continue the great tradition of Fighting Illini basketball that he

a junior and senior. He was Illinois' most valuable player in 1955. Howard lettered in 1944 and 1945 before enjoying a seven-year major league baseball career as a pitcher with the Chicago White Sox (1948-52) and Cincinnati Reds (1953-54).

Rob, 38, has degrees from both Illinois (B.A., liberal arts, 1980) and Roosevelt University (M.A., administration and supervision). He is married to the former Kim McCarty of Tuscola. The couple has three children: daughters Karin and Kristin, and son Matthew.

was a part of as a player in the late 1970s.

A four-year letterwinner at Zion-Benton High School, Judson played for his father, Phil, who was one-half of the famed Judson twins who led tiny Hebron High to the 1952 Illinois High School state championship. Twenty-three years later, Rob was his team's MVP, an all-state selection and a top recruit by the University of Illinois and Lou Henson.


While playing for the Fighting Illini from 1976-80, Judson starred not only on the court but in the classroom. Illinois went 70-52 in his four years, a mark which included a third-place finish in the 1980 NIT. As an Illini, he set Illinois single-season and career free-throw percentage records. Judson also earned four consecutive George Huff Academic awards, Academic All-Big Ten laurels (1979 & 1980) and CoSIDA Academic All-America honors (1979).

Judson's coaching career began at Palatine High School in 1980, then moved to Wauconda High School (1981-83) and Glenbrook South High School (1983-89) in suburban Chicago before joining Jim Molinari at Northern Illinois University. He followed Molinari to Bradley in 1991 (five years to the day), where he was the Bradley head coach's chief recruiter. A former Illinois Basketball Coaches Association District Coach-of-the-Year, Judson is a member of that organization's Hall of Fame.

Judson was the fourth member of his family to letter at Illinois. Besides his father, Phil, who lettered in 1955 and 1956, his uncles Paul and Howard left their mark on Fighting Illini basketball. Paul lettered from 1954-56, earning first-team All-Big Ten honors as

THE JUDSON FILE

- 1980 Assistant Coach, Palatine (Ill.) High School
- 1981-83 Head Coach, Wauconda (Ill.) High School
- 1983-89 Head Coach, Glenbrook (Ill.) South High School
- 1989-91 Assistant Coach, Northern Illinois
- 1991-96 Assistant Coach, Bradley University
- 1996- Assistant Coach, University of Illinois



Assistant Coach Mike Shepherd


Mike Shepherd is in his third year as an assistant coach on Lon Kruger's Illinois staff continuing a working relationship that dates back to his college days at Kansas State. When Shepherd joined the Illini staff on April 12, 1996, it marked his second coaching move as a member of Kruger's staff.

His responsibilities at Illinois include on-the-floor coaching, scouting, administrative aspects related to recruiting, and serving as administrator for the Fighting Illini summer basketball camps. This past summer, Shepherd spent time on the road during the summer evaluation period while head coach Lon Kruger was out of the country coaching with the U.S.A. World

Championship basketball team.


Shepherd, spent six years with Lon Kruger at Florida, including the last two as an assistant coach, before joining the Illinois staff.

Prior to the 1994-95 season, Shepherd, who hails from Burlingame, Kan., coordinated Florida's video operations as they related to practices, game films and scouting. In his two years as an assistant under Kruger, Shepherd was involved in the day-to-day operation of the Gator basketball program, from on-the-floor coaching to scouting to administrative aspects regarding recruiting.



THE SHEPHERD FILE

- 1994-96 Assistant Coach,
University of Florida
- 1996- Assistant Coach,
University of Illinois



A 1990 Kansas State graduate with a degree in social science, Shepherd previously served under Kruger as the head manager for the Wildcats. He was a four-year student manager while at K-State.

A veteran of the college basketball scene, Shepherd has also been a part of the highly successful Lon Kruger Basketball Camps. Over the last 11 years, he has had a part in the organization and coordination of the camps, along with on-the-floor coaching duties.

"Mike Shepherd compliments everyone else. He has really developed and matured into a very good coach in his own right. He probably works more closely with the players on a daily basis than anyone else and has their utmost respect. He is able to get a lot from them in terms of effort and has a very good relationship with them." - Lon Kruger



Illinois Basketball Family



*Front (L-R) Robert McCullum, Kristin Judson, Kim Judson, Matthew Judson, Rob Judson, Karin Judson
Back (L-R) Cheryl McCullum, Jeff Guin, Angie Kruger, Barbara Kruger, Lon Kruger, Kevin Kruger, Mike Shepherd*

1999 Basketball Camp Dates

The summer months are a great time to improve your basketball skills. The Lon Kruger basketball camps offer top competition, intensive drills and lectures that can greatly help you become a better basketball player. Following are the dates of the 1999 camps, which are held on the University of Illinois campus.

June 6-9 - Boys Basketball Camp

June 11-12 - Parent-Child Camp

June 25-27 - Team Camp

June 28-July 1 - Boys Basketball Camp


***Dates are tentative*

CALL (217) 333-3401 FOR MORE INFORMATION



Illinois Support Staff

JEFF GUIN Administrative Assistant



Jeff joined the Fighting Illini staff in August 1997 and enters his second year as the administrative assistant for Illinois basketball operations. Previously, he served as a

manager with the University of Florida basketball team.

He received a bachelor's degree in elementary education from Florida in 1995, then received a master's degree in elementary education in 1996. Last year, Guin earned a second master's degree, in sport management, from Florida.

Prior to attending Florida, he played two years (1991-92 and 1992-93) for Okaloosa-Walton Community College before attending Florida. Guin earned Academic All-American NJCAA Region 1 honors in 1992 and 1993.

Guin's appointment at Illinois marks his second tenure working with Lon Kruger. He was a student manager under Kruger at Florida in 1994-96. He worked with Kruger's 1994 Final Four team and with the 1995 NCAA Tournament squad.

Guin also gained valuable experience working two summers with USA Basketball. In 1995, he was a member of the support staff for the World University Games team trials and training camp, and in 1996 Guin was on the support staff for the Olympic Team Exhibition Tour and the Olympic Games.

Born on July 18, 1972, Guin is a native of Ft. Walton Beach, Fla. He enjoys playing all sports, working out, and reading Tom Clancy novels.

TOM MICHAEL Academic Counselor



Tom Michael is in his third year as the academic counselor for the men's basketball team. His staff appointment at the University of Illinois marked a return to

Champaign for the former Fighting Illini basketball player.

In addition to his assignment with the men's basketball team, Michael also serves as the academic counselor for the women's basketball team and the women's swimming team.

Michael was a four-year letterman at Illinois from 1991-94. In his playing days, Michael helped the Illini to a 70-49 record in four seasons including two

trips to the NCAA Tournament.

He is third in the Illini record books for three point field goals made (149) and also third in three pointers attempted (332). His career three-point percentage (.449) ranks fourth on the Illinois all-time list. In 1992, he led the Big Ten in three-point field goal percentage (75-of-152, .493).

Michael received a B.S. degree in speech communication in 1993 and earned an M.S. in sports administration in 1994. He was an academic all-Big Ten selection in 1993 and 1994.

Prior to joining the UI staff, he worked with his family's business.

Michael is married to the former Shana Schneider. They have two sons Nicholas (8) and Nathaniel (2) and are expecting their third child in January.

BARBARA BUTLER Assistant Sports Information Director



Barbara Butler is in her third year as the men's basketball SID after serving as an assistant SID at the University of Alabama from 1991-96. In addition to her

duties with the men's basketball team, she assists with the publicity efforts for the Fighting Illini football team, and men's and women's golf.

The Florida native graduated from the University of Alabama in 1991 with a B.A. in telecommunication and film and a minor in marketing.

In her tenure at Alabama, she worked with the nationally ranked women's gymnastics team and served as media coordinator for the 1991 NCAA Women's Gymnastics Championships. From 1991-93, she worked with the Crimson Tide football team and played a key role in directing the media relations efforts for the 1992 national championship team. She worked with the Alabama men's basketball team during the 1995 and 1996 seasons. She has received three CoSIDA awards for excellence in publications, including second in the nation for the 1993 women's gymnastics brochure.

In her spare time, she enjoys playing golf and traveling.



Sports Medicine

When it comes to sports medicine, the University of Illinois has the finest in medical personnel to keep the Fighting Illini basketball players healthy and on the court. The sports medicine staff's No. 1 goal is the prevention of injuries, but in the unfortunate event of an injury the staff works diligently to get the athlete back into playing condition.



The Sports Medicine Staff: Dr. Stephen Soboroff, Rod Cardinal, Dr. Robert Gurtler.

Rod Cardinal, one of the best in his field, has been a long-time member of the training staff at the University of Illinois. He is in his 26th year working with men's basketball after being appointed assistant athletic trainer at the University in July 1973. In addition to his responsibilities with men's basketball, Cardinal also works with the Fighting Illini football, and men's and women's tennis teams.

Besides his responsibilities in athletic training, Cardinal holds the important job of travel manager for the Illini, which covers everything from booking charter service to hotel rooms to planning menus for meals on the road.

Prior to his appointment at Illinois, he served in a similar capacity at the U.S. Military Academy.

A native of Blaine, Minn., Cardinal graduated from Southwest State University (Minn.) in 1971 with a B.S. in health and physical education. He was a student trainer in high school, and in college for three years prior to his West Point position. He also played varsity basketball in college.

Cardinal earned a master's degree in 1977 from Illinois in physical education and sports medicine with an additional emphasis in educational administration. He received the Alumni Achievement Award from Southwest State University in 1995.


Cardinal, along with his wife, Mary have three grown children and reside in Tolono.

The sports medicine team would not be complete without the team physicians, who tend to the medical needs of the student-athletes. **Dr. Stephen Soboroff** is the head team physician and **Dr. Robert Gurtler** is the team orthopedic surgeon.

Soboroff has served in this capacity for the University of Illinois since 1983. He directs the drug-education and

drug-testing programs, and provides consultations to the athletic training staff. He received his M.D. from the UI College of Medicine in Chicago in 1969, and is certified by the American Board of Internal Medicine. Soboroff serves on the University of Illinois faculty in the School of Medicine and the Department of Kinesiology.

Gurtler has also been on the team's medical staff since 1983. He is responsible for treating orthopedic injuries to athletes in varsity sports. In addition to his duties with the U of I, Gurtler has a private practice at Carle Hospital, focusing primarily on sports-related injuries.



Strength & Conditioning

It takes more to become a championship-caliber team than just showing up on the field for the first day of practice. Pat Moorer, Illinois' strength and conditioning coach, is committed to seeing every individual on the team become stronger, faster and the best overall athlete he can be.

"I believe that strength training has a huge impact on the success of a basketball team," Moorer says.

Moorer is a firm believer in individualizing a work out regiment for each player, because every person has individual needs and goals in his strength program.

"What makes our program unique is that every player has his own program," Moorer said. "That program is designed to meet his needs.

I want to see each player doing the things to improve and make himself the best athlete he can be.

"We sit down with each and every player and pick out specific goals. That could be his body weight, a goal we want him to



Cutline goes here

bench press or a goal we want him to squat," Moorer added.

Moorer also uses a hands-on approach to strength and conditioning training. He and his staff work individually with each


player to ensure that the student-athlete is doing the exercises correctly.

"These players need assistance. It's got to be more than just handing him a card when he comes into the weight room," Moorer said.

Moorer also emphasizes the mental preparation of strength training and how the mind prepares the players for the battle of the game.

"There comes a point when the body and mind get tired and you feel like you can't go any further. Players get to the point when they feel they have reached the limit and can't go any further," Moorer said. "That's when I take the guys to the next level.

Another key in the strength program, especially down the stretch, is to prevent injuries. It is a long season with a lot of games and the teams which have put in the time in to become the best conditioned rise above the rest down the stretch of the year.



PAT MOORER
Head Strength and Conditioning Coach

Education: B.S. in health and human performance, University of Florida, 1992

Playing Experience: Played football for the University of Florida from 1986-89, served as team captain in 1989 ... Played professional football for the San Diego Chargers in 1990 ... Played professionally for the World Football League's Frankfurt (Germany) Galaxy in 1991-92

Previous Experience: Assistant Strength and Conditioning Coach, University of Florida, 1992-95 ... Strength and Conditioning Coordinator, University of Florida, 1995-97



MIKE CRAWFORD
Assistant Strength and Conditioning Coach

Education: B.S. in exercise science, Cal State-Sacramento, 1994 ... M.A. in sports administration, University of Illinois, 1998

Playing Experience: Played football and ran track at Cal State-Sacramento

Previous Experience: Assisted for three years in the strength department at Cal-State Sacramento ... Graduate assistant strength and conditioning coach, University of Illinois, 1997-98



Illinois Support Staff

BASKETBALL EQUIPMENT MANAGERS

Jesse Ratliff, Sam Trusner, Steve Bode



These three men have the all-encompassing job of keeping up with the Fighting Illini's equipment needs for both practice and competition. Sam Trusner, assistant equipment manager, heads up the team that manages the equipment for the Illini. Trusner is in his seventh year on the equipment staff at Illinois. Previously he was the head equipment manager at Millikin University in Decatur, Ill. Trusner graduated from Millikin in 1977 with a B.S. in physical education. He and his wife, Kathe, have two children Taleb and Terran. Jesse Ratliff is in his 12th year with the equipment staff. Ratliff and his wife, Barbara White, have three children. Steve Bode joined the staff in 1993 after working for the university's Division of Campus Recreation the previous five years. He is married to the former Nancy Edwards.

(L-R): Jesse Ratliff, Sam Trusner, Steve Bode




Cindy Butkovich
Administrative
Secretary



BASKETBALL MANAGERS

(l-r) Robbie Wostratzky, Eric Flores, Ed Forsberg, Brian Gustavson, Mike Carillo, head manager Kevin Ksiazek, Kyle Hayes.





T H E F I G H T I N G I L L I N I

1998-99 Outlook

In the fall of 1997, Illinois Head Coach Lon Kruger entered the basketball season with a top-heavy class led by seven seniors. Although the group was unheralded and not picked to do much intimidating in the Big Ten Conference, it did have experience in its senior class. The 1997-98 Fighting Illini proved skeptics wrong by winning a share of the Big Ten title with a 13-3 league record. With all five starters and 84 percent of the scoring from 1997-98 gone, Kruger faces a different set of challenges this year. Instead of a team led by experienced veterans, he will be throwing the youngest and most inexperienced team in the conference on the court.

"Obviously when you lose seven seniors, you expect the next year to be to the other extreme. With seven seniors you've got a lot of experience, a lot of players who played a lot of Big Ten minutes," Kruger said.

"Now, as is normally the case, we go to a group that does not have a lot of Big Ten minutes, a group that is very short on experience. The core people who return from last year are real solid, but obviously they don't have a lot of points, rebounds, or even minutes.

"That's what makes college basketball so exciting. Each group is different and brings different abilities to the floor. This group will be a fun group. It will be a very versatile team with a lot of guys who can play different positions. We will have a little more size than we did last year, we'll be bigger on the inside and bigger on the perimeter. In the long run we may be more athletic and be able to do more things defensively than we did last year. And yet, we'll be young and it will be interesting to see how quickly we develop."

Versatility is a word that will be heard more than once in describing the 1998-99 version of the Fighting Illini. For the first time in Kruger's tenure at Illinois, he has a good mix of size, strength and ability. The only thing he won't find on

the roster is a great deal of experience.

THE RETURNEES

The most experienced player returning is junior **Victor Chukwudebe**, a two-year letterwinner, who showed flashes of great play last season. He has played in every game the last two seasons just under 12 minutes a game. His top performance in 1998 came at a vital time against Michigan's much larger lineup. With only three players measuring 6-7 or taller on the Illinois roster, Victor made the most of his minutes against the Wolverines and earned CBS Player of the Game honors. He posted a season-high 10 points, grabbed 5 boards, and blocked 2 shots in Illinois' 64-53 win over Michigan. Later in the year, he led the Illini with 9 rebounds in the 84-63 win over Michigan State on Feb. 12.

Another returning Illini who Lon Kruger will depend on a great deal

this year is sophomore **Sergio McClain**. The returnee with the most minutes logged last year (16.5 per game) struggled shooting the ball (33.9 FG%, 12.4 3-PT%), but he made big contributions in other areas. McClain was third on the team in steals (40) and fourth in assists (54). In one of his best performances of the year, at Iowa, McClain threw in a season-high 14 points, grabbed 5 rebounds, dished out 3 assists and blocked a shot. He is the only returning Illini to score in the NCAA Tournament games against South Alabama and Maryland. McClain recorded 2 points,

3 assists, and 3 steals against USA, and had 3 points and 3 rebounds in the Illini's second-round loss to Maryland.

The lone senior on the 1998-99 squad, **Arias Davis**, put in some strong shooting efforts last season and is always a threat from behind the three-point line. After scoring only 3 points in the first five games of the year, Davis more than quadrupled that amount with a season-high 14 in a loss to St. John's at the Puerto Rico Classic. For the year, Davis played in 28 games and shot 36.5 percent from the floor and 33.8 from three-point range.

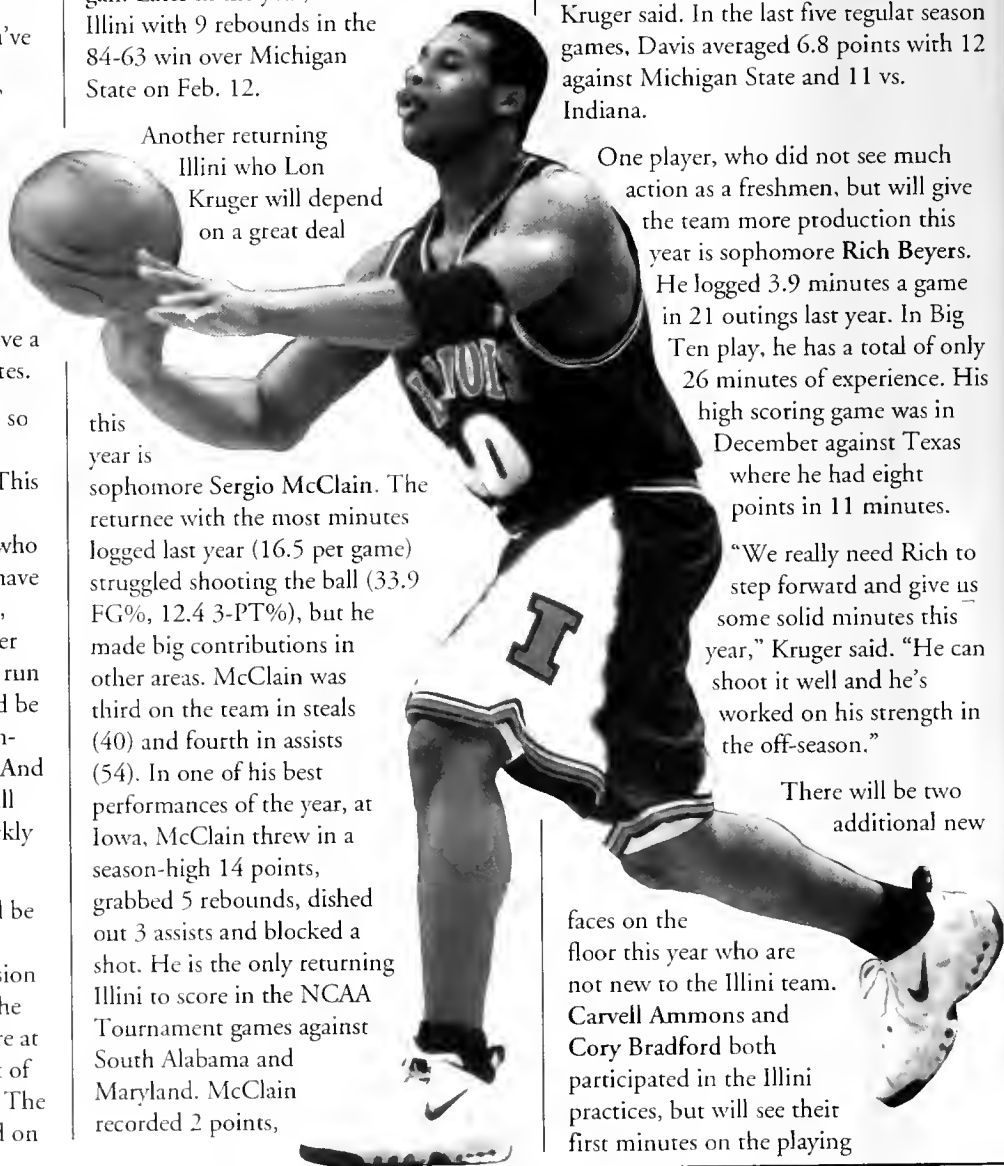
"Down the stretch, Arias really started shooting the ball consistently well and we need him to be a very consistent perimeter shooter for us this year," Kruger said. In the last five regular season games, Davis averaged 6.8 points with 12 against Michigan State and 11 vs. Indiana.

One player, who did not see much action as a freshmen, but will give the team more production this year is sophomore **Rich Beyers**. He logged 3.9 minutes a game in 21 outings last year. In Big Ten play, he has a total of only 26 minutes of experience. His high scoring game was in December against Texas where he had eight points in 11 minutes.

"We really need Rich to step forward and give us some solid minutes this year," Kruger said. "He can shoot it well and he's worked on his strength in the off-season."

There will be two additional new

faces on the floor this year who are not new to the Illini team. **Carvell Ammons** and **Cory Bradford** both participated in the Illini practices, but will see their first minutes on the playing



1998-99 Outlook

floor this year. Ammons, a Champaign-Centennial product, played his freshman season at Northwestern where he was the team's third-leading scorer with 8.3 points per game. He transferred to Illinois following the 1996-97 season and sat out of competition last year. Bradford was a partial qualifier and was on scholarship and could practice with the team, but could not play in games. He spent the season as valuable member of the Illini scout team serving as the point guard for opponents in practice.

"Carvell is another one of our versatile players. He can play power forward or small forward. He needs to continue to work on moving out on the floor to be more effective as a player," Kruger said. "Cory might be as important to the team as anyone because of our lack of depth at the point guard spot."

THE NEWCOMERS

This group makes up half of the Illini roster with six new additions. The Illini gained four freshmen and two junior college transfers, one of whom will be a sophomore in eligibility because he did not play as a freshman.

Both junior college players will make immediate impacts to the squad. Fess Hawkins, who originally signed with Illinois out of high school, was in Champaign for the first semester, but was declared ineligible by the NCAA Clearinghouse. He finished out the semester and then transferred to Westark Community College, where he only played as a sophomore. He brings to Illinois what the team needed most ... SIZE. At 6-9, 275, Hawkins is very agile on the court and has, as Kruger puts it, a real understanding for how to play the game.

Cleotis Brown adds size to the perimeter. At 6-4, 190 he is very athletic and can score inside as well as out. As he becomes more consistent shooting from the perimeter it will also open up the lane for him.

The four freshmen complete a very talented class that has size, strength and versatility. The most highly touted of the signees, Frank Williams, will get plenty of reps in practice but will not see game action in 1998-99 as he is a partial qualifier.

"Frank will be in a similar situation to Cory Bradford last year in that he will be able to practice but not play. It will be

very quickly made an impact on the Lafayette High School program. At 6-10, he is obviously a tremendous addition to the Illini roster.

Another foreigner on the Illini roster is Damir Krupalija, originally from Bosnia, but most recently from Rockford, Ill. At 6-8, he will also add to the Illini's size inside and on the perimeter as he can play either the small or power forward position. He averaged 12 rebounds as a senior and 10 as a junior, and that is an area where Illinois can use his help after being outrebounded 18 times last year.

Another small-power forward who will add to the Illini's size is 6-7 Lucas Johnson, the younger brother of former Illini Brian Johnson.

"Lucas has great versatility in that he can move from inside at the four all the way to the two spot. I think especially as he becomes more consistent as an outside shooter he will bring more versatility to his game," Kruger said.

With the lineup small in numbers at the point guard position, look for walk-on Nate Mast, a Champaign-Central product, to see some game time. He joined the team last year after walk-on tryouts and played in one game. He spent his practice days with Ammons and Bradford as a valuable member of

the practice squad. Going into the season, he is the only backup to Bradford on the Illini roster.

It's most definitely going to be a different type of team on the floor this season. It will obviously be bigger than the Illini of the last several years. It's going to be an enthusiastic and talented team that will be fun to watch, and with a non-conference schedule that features six teams that advanced to the 1998 NCAA Tournament, the young players on the Illini squad will get a taste of big-time college basketball very early in their career.

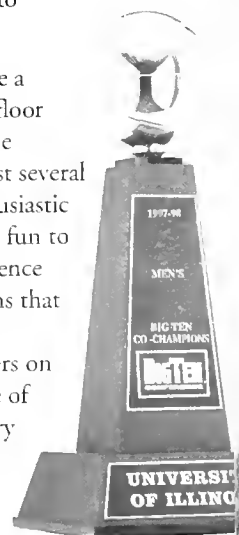


Victor Chukwuidebe earned CBS Player of the Game against Michigan.

Frank's goal to approach it as well as Cory did last year and we expect him to do that.

"He will work extremely hard everyday and will take all the reps at the point for the other team in drills everyday in practice and he will greatly benefit from that," Kruger said.

Robert Archibald was the last addition to the 1998 signee class when he put his name on the dotted line during the late signing period in May. Archibald just completed his first year playing basketball in the United States after growing up in Scotland. He moved with his family to Missouri in before his senior year and he



1998-99 Rosters

Alphabetical Roster

No.	Player	Pos.	Ht.	Wt.	Yr.	Hometown/High School/Junior College
35	Carvell Ammons	F	6-6	207	So.	Champaign, Ill./Centennial
21	Robert Archibald	F/C	6-10	215	Fr.	Ballwin, Mo./Lafayette
44*	Rich Beyers	F	6-8	230	So.	Shelbyville, Ill./Shelbyville
13	Cory Bradford	G	6-2	200	Fr.	Memphis, Tenn./Raleigh Egypt
32	Cleotis Brown	G	6-4	220	Jr.	Pittsview, Ala./Russell Co./So. Union CC (Ala.)
00**	Victor Chukwudebe	F	6-7	230	Jr.	Springfield, Ill./Lanphier
3*	Arias Davis	G	6-2	180	Sr.	Waycross, Ga./Ware County/Otero JC (Colo.)
4	Fess Hawkins	C	6-10	270	So.	Pine Bluff, Ark./Dollarway/Westark CC (Ark.)
5	Nate Mast	G	5-10	160	So.	Champaign, Ill./Central
22	Lucas Johnson	F	6-7	215	Fr.	Des Plaines, Ill./Maine West
33	Damir Krupalija	F	6-8	215	Fr.	Rockford, Ill./Boylan
40*	Sergio McClain	G/F	6-3	215	So.	Peoria, Ill./Manual
30	Frank Williams	G	6-3	190	Fr.	Peoria, Ill./Manual

* Letters Won

Head Coach: Lon Kruger (3rd year at Illinois)

Assistant Coaches: Robert McCullum, Rob Judson, Mike Shepherd

Administrative Assistant: Jeff Guin

Pronunciation Guide

Victor CHUKWUDEBE

CHEW-KOO-DAY-BAY

CLEOTIS Brown

CLEE-OH-TIS

DAMIR KRUPALIJA


DA-MERE CREW-PAUL-YAH

NUMERICAL ROSTER

- 00 Chukwudebe**
- 3 Davis**
- 4 Hawkins**
- 5 Mast**
- 13 Bradford**
- 21 Archibald**
- 22 Johnson**
- 30 Williams**
- 32 Brown**
- 33 Krupalija**
- 35 Ammons**
- 40 McClain**
- 42 Beyers**



TV/Radio Roster



35

6-6 • 207
F • So.
Champaign, Ill.

CARVELL AMMONS



21

6-10 • 215
F/C • Fr.
Ballwin, Mo.


ROBERT ARCHIBALD



44

6-8 • 230
F • So.
Shelbyville, Ill.


RICH BEYERS



13

6-2 • 200
G • Fr.
Memphis, Tenn.


CORY BRADFORD



32

6-4 • 220
G • Jr.
Pittsview, Ala.


CLEOTIS BROWN



00

6-7 • 230
F • Jr.
Springfield, Ill.

VICTOR CHUKWUDEBE



3

6-2 • 180
G • Sr.
Waycross, Ga.


ARIAS DAVIS



4

6-10 • 270
C • So.
Pine Bluff, Ark.


FESS HAWKINS



5

5-10 • 160
G • So.
Champaign, Ill.

NATE MAST



22

6-7 • 215
F • Fr.
Des Plaines, Ill.


LUCAS JOHNSON



33

6-8 • 215
F • Fr.
Rockford, Ill.


DAMIR KRUPALIJA



40

6-3 • 215
G/F • So.
Peoria, Ill.

SERGIO McCLAIN



30

6-3 • 190
G • Fr.
Peoria, Ill.

FRANK WILLIAMS



COACH LON KRUGER



Carvell Ammons

Ammons transferred to Illinois after playing one season at Northwestern. He sat out last season and has three years of eligibility remaining.

AT NORTHWESTERN


1996-97: Ammons was the third-leading scorer for Northwestern averaging 8.3 points a game . . . Played in all 29 games and started 26 . . . Averaged 6.5 rebounds . . . Scored in double figures nine times with a high of 18 points against San Diego State (Dec. 3) . . . Averaged 7.9 points and 6.2 rebounds in 18 Big Ten games . . . Carvell was the Wildcats' leading scorer/rebounder in four games: 14 points and eight rebounds vs. Tennessee Tech (Nov. 30), 18 points and 15 rebounds against San Diego State (Dec. 3), 15 points and eight rebounds vs. Ohio State (Jan. 25) and 13 points, 12 rebounds vs. Iowa (Mar. 8) . . . He only faced Illinois once while at Northwestern scoring five points and grabbing seven boards in a 70-58 loss in Champaign on Feb. 5 . . . Had three double-doubles: 18-15 vs. San Diego State (Dec. 3), 17-11 vs. Seton Hall (Dec. 14), and 13-12 vs. Iowa (Mar. 8) . . . Closed out the season averaging 14 points and 8.3 rebounds in the Wildcats last three games (Purdue, Michigan, Iowa).

HIGH SCHOOL

Two-time Big 12 Conference MVP and 1996 Champaign Area Player of the Year . . . Averaged 21 points, 9.5 rebounds, six assists and two blocks as a senior at Centennial High School . . . Second-team all-state by the News-Gazette . . . Two-time all-conference and all-area selection . . . Led Centennial to a 25-5 record in 1996 and a 26-3 mark in 1995 . . . Scored a career-high 36 points against Champaign Central in 1996 . . . Competed in the Illinois Basketball Coaches Association All-Star game . . . Honor roll student.

PERSONAL

Born June 27, 1977 . . . Parents are Irene Ammons and Prentiss Tate . . . Has four brothers: Orville, Prentiss, Falton and Michael . . . Hobbies include shooting pool and bowling . . . The most influential person in his athletic career is his brother Orville, "because he pushes me to stay on track with everything and never give up." . . . Majoring in finance.



#35

6-6 • 207

**Sophomore
Forward**

**Champaign, Ill.
Centennial HS**

Lon Kruger on Ammons

"Carvell battled a couple of knee surgeries last year, but in and around those had a terrific year. He worked extremely hard and has a terrific attitude. His versatility is a positive, he can play power forward or small forward. He will be even more effective as he continues to work on expanding his game by working on moving out on the floor."

AMMONS' CAREER STATISTICS

Year	G-GS	MIN/Avg	FGM-A/Pct	3PM-A/Pct	FTM-A/Pct	REB/Avg	PF-D	A	TO	B	ST	PTS/Avg
1996-97	29-26	794/27.4	99-219/452	13-37/351	29-66/439	189/6.5	80-2	29	71	6	20	240/8.3



Ammons' Career Highs

Points

18 vs. San Diego
St. (12/3/96),
Michigan (3/5/97)

Field Goals

8 vs. San Diego St.
(12/3/96),
Michigan (3/5/97)

Three-Point Goals

2 vs. Minnesota
(2/1/97), Michigan
(3/5/97)

Rebounds

15 vs. San Diego
St. (12/3/96),
DePaul (12/7/96)

Assists

5 vs. Michigan
(1/4/97),
Michigan (3/5/97)

Blocks

1 six times, last vs.
Iowa (3/8/97)

Steals

3 vs. Michigan
(1/4/97)



Rich Beyers

AT ILLINOIS


1997-98: Rich played in 21 of 33 games . . . Played a season-high 11 minutes in the Illini's 105-80 win against Texas (Dec. 20) . . . In 10 minutes against Georgia Southern (Nov. 21) he grabbed a season-high six rebounds . . . Had five rebounds in eight minutes against Maine (Dec. 8) . . . Was 2-for-4 from the floor and 4-for-6 from the line and scored a season-high eight points against Texas . . . Rich played in 11 of 16 Big Ten games, a total of 26 minutes . . . High minute total in conference games was six against Northwestern (Feb. 18) . . . Did not score in regular season Big Ten action, but had two points in Illinois' tournament loss to Purdue.

HIGH SCHOOL

Played for Sean Taylor at Shelbyville . . . Lettered four years in basketball and one year in track . . . Averaged 19 points, 10 rebounds and four assists as a senior . . . Named all-state, all-conference and the Class A Player of the year in 1997 . . . Led Shelbyville to a 34-1 record and the Class A State Championship in 1996 and the Elite Eight in 1995 . . . Played in a number of all-star games, including Wendy's, IBCA, *Herald and Review* and Coca-Cola All-Americans . . . An honor roll student and member of the National Honor Society . . . Member of Students Against Drunk Drivers.

PERSONAL

Born August 12, 1978 . . . Son of Al and Brenda Beyers . . . Has one sister, Christy, who plays volleyball at Bradley . . . Enjoys shooting pool, playing golf and swimming . . . His biggest thrill in sports was winning the state championship in 1996 . . . Lists his father as the most influential person in his career because he introduced him to basketball . . . Majoring in finance



#44

6-8 • 230 • 1VL

**Sophomore
Forward**

**Shelbyville, Ill.
Shelbyville HS**

Lon Kruger on Beyers

"Rich is a player we need to step forward and give us some solid minutes. He can really shoot the ball and is especially effective when he is facing the basket. He's very hard-nosed and tough. This summer Rich worked hard on increasing his strength and he will be a key to this year's ball club."



BEYERS' CAREER STATISTICS

Year	G-GS	MIN/Avg	FGM-A/Pct	3PM-A/Pct	FTM-A/Pct	REB/Avg	PF-D	A	TO	B	ST	PTS/Avg
1997-98	21-0	81/3.9	4-14/286	0-0/0.00	6-12/500	18/0.9	13-0	3	5	1	0	14/0.7

Beyers' Career Highs

Points

8 vs. Texas
(12/20/97)

Field Goals

2 vs. Texas
(12/20/97)

Three Pointers

None

Free Throws

4 vs. Texas
(12/20/97)

Rebounds

6 vs. Ga. Southern
(11/21/97)

Assists

1 three times, last
vs. Missouri
(12/23/97)

Blocks

1 vs. Texas-Pan Am
(12/2/97)

Steals

None




Gory Bradford

HIGH SCHOOL

Averaged 24 points, seven rebounds and six assists as a senior at Raleigh Egypt . . . Played for Jimmy Adams . . . An all-state, all-conference selection in basketball . . . Led Raleigh Egypt to the 1997 District 2A Championship . . . Played in a number of all-star games including the First Annual Memphis Nike All-Star game, and the Indiana Coca-Cola All-Star game . . . In 1996, he played at the summer Nike All-American camp and played in the Top 20 All-Star game at the Nike camp . . . Listed as the 72nd best high school prospect by Van Coleman Scouting Services . . . Averaged 22 points and 7.6 rebounds as a junior . . . Chose Illinois over Ole Miss, Colorado, Memphis and Tennessee.

PERSONAL

Born December 4, 1978 . . . Son of James and Paulette Alexander . . . His favorite moment in sports, prior to Illinois winning the Big Ten championship, was seeing Evander Holyfield defeat Mike Tyson for the World Heavyweight Title . . . His favorite athlete is Penny Hardaway and he list his grandfather as the most influential person in his athletic career . . . Enjoys listening to music and watching movies . . . Major is undecided in the College of Liberal Arts & Sciences.



#13

6-2 • 200

**Freshman
Guard**

**Memphis, Tenn.
Raleigh Egypt HS**

Lon Kruger on Bradford

"Cory might be as important to the club as anyone because of our lack of depth at the point. Cory had a terrific year last year. Although he wasn't able to play, he practiced everyday. Cory did as good a job at making progress, despite not being able to play, as any player I have ever been around. He worked everyday as if he was preparing for a game and because of that attitude and his ability to concentrate, he made terrific progress."





Victor Chukwudebe

AT ILLINOIS

1997-98: Played a season-high 23 minutes against Penn State (Jan. 31), also saw 20 minutes of action against Wichita State (Nov. 27) and Wisconsin (Feb. 7) . . . Led Illinois with a career-high 10 rebounds against Georgia Southern (Nov. 21) . . . In 12 minutes of action against Texas (Dec. 20), Victor had seven points and six rebounds . . . Played 14 minutes and had two rebounds, two steals, an assist and one block in the Illini's 76-64 win at Iowa (Jan. 8) . . . Had a season-high 10 points against Michigan (Jan. 25) to go along with five rebounds and two blocks . . . CBS Player of the Game vs. Michigan . . . Led the Illini in rebounding with nine boards in the 84-63 win against Michigan State (Feb. 12) . . . Averaged 2.4 points and 4.4 rebounds in 16 Big Ten games, and 2.0 points and 3.3 rebounds in all games . . . He averaged 6.6 rpg over the last five games of the regular season . . . Played in all 33 games.


1996-97: The lone freshman on the Illini squad . . . Played in every game, averaging 10.6 minutes of action . . . Shot 46 percent from the floor (37-for-81) . . . Averaged 2.7 points and 2.2 rebounds. . . In Big Ten play, averaged 1.8 ppg and 1.6 rpg . . . Averaged five points and two rebounds in two NCAA Tournament games (vs. Southern Cal, he was 2-of-3 from the line and had four points, one rebound and an assist in 12 minutes of action . . . vs. Tennessee-Chattanooga, he was 3-of-6 from the field for six points, had three rebounds and a steal in 19 minutes on the floor) . . . Scored a season high 12 points against Chicago State on 6-of-9 shooting . . . Was a perfect 4-for-4 from the floor and scored eight points at Penn State . . . Also added a season-high three blocks against the Nittany Lions . . . Played 19 minutes against the Nittany Lions, a high in Big Ten games.

HIGH SCHOOL

Born March 28, 1978 . . . Earned all-state honors from the Champaign-Urbana *News-Gazette* and *Chicago Sun-Times* . . . An Illinois Basketball Coaches Association All-Star selection . . . A first-team All-Central State Big Eight Conference pick . . . Started all four years at Lanphier . . . Averaged 16.1 points and 9.7 rebounds as a senior, shooting .623 (182-of-292) from the field and 7-of-22 (.318) from three-point range . . . Led Lanphier with 56 blocked shots as a senior when the team finished with a 25-4 record . . . Averaged 14.8 points and 9.5 rebounds for a 22-6 team as a junior . . . Rose to among the nation's top 75 recruits as listed by Bob Gibbons over the summer of 1995 after being the fourth-leading rebounder at the Adidas camp in New Jersey . . . Rated as one of the top 10 high school power forwards by *Basketball Weekly* following his senior season.

PERSONAL

Pronounced "choo-koo-DAY-bay" . . . Name means "The Lord Keepeth" . . . Finished third in the discus at the Illinois Class AA State Track & Field Championships in 1996. . . Native-born Nigerian who came to the United States at age four with mother, Florence, to join his father, Victor, who currently teaches economics at Springfield College of Illinois . . . Was president of the Lanphier Senior Class in 1995-96 . . . Also a member of the Chemistry Club and played trumpet in the band . . . Was a counselor for Lanphier's Peer Mediation Group, which worked to solve disputes between students . . . High School coach was Craig Patton . . . Majoring in sports management.



#00

6-7 • 230 • 2VL

**Junior
Forward
Springfield, Ill.
Lanphier**

**Lon Kruger on
Chukwudebe**

"Victor is a big key to the club this year in that he brings to the floor more experience than anyone else on our team. He feels very strongly about this basketball program, and his leadership and the genuine feelings he has will be significant in setting a standard for this year's team."

CHUKWUDEBE'S CAREER STATISTICS

Year	G-GS	MIN/Avg	FGM-A/Pct	3PM-A/Pct	FTM-A/Pct	REB/Avg	PF-D	A	TO	B	ST	PTS/Avg
1996-97	32-0	338/10.6	37-81/.457	0-0/0.000	12-23/.522	69/2.2	59-0	5	12	14	12	86/2.7
1997-98	33-0	432/13.1	25-68/.368	0-1/0.000	16-23/.696	110/3.3	71-1	8	17	19	13	66/2.0
Totals	65-0	770/11.8	62-149/.416	0-1/0.000	28-46.609	179/2.8	130-1	13	29	33	25	152/2.4





Chukwudebe's Career Highs

Points

12 vs. Chicago St.
(12/11/96)

Field Goals

6 vs. Chicago
State (12/11/96)

Three Point Goals

None

Free Throws

3 twice, last vs.
Texas (12/20/97)

Rebounds

10 vs. Ga. Southern
(11/21/97)

Assists

1, 13 times, last
vs. Wisconsin
(2/7/98)

Blocks

3 vs. Penn St.
(2/24/97)

Steals

2 four times, last vs.
Penn State
(1/31/98)

Arias Davis

AT ILLINOIS

In 1997-98: After scoring a total of three points in the first five games of the year he unloaded on St. John's (Nov. 29) for a season-high 14 (11 of which came in the first half) . . . Was 5-for-10 from the floor (4-for-9 from three-point range) vs. St. John's . . . Hit double figures against Maine (Dec. 8) with 11 first-half points . . . Was 4-for-8 from the field and 3-for-7 from three-point range against Maine . . . Hit double figures twice in Big Ten play, first against Michigan State (Feb. 12) with 12 points (4-of-5 from the field, 3-of-4 from three-point range) and in the final game of the regular season at Indiana with 11 points (4-of-6 from the field, 3-of-5 from three-point range) . . . Played in 28 of 33 games . . . Played in 13 of 16 Big Ten games, including the last 10 . . . His playing time went up in the last five regular season games and improved production followed . . . Averaged 10.8 minutes in the last five regular season games and averaged 6.8 points (12 vs. Michigan State, 0 vs. Purdue, 6 vs. Northwestern, 5 vs. Iowa and 11 vs. Indiana) . . . Shot 58 percent from the field and 45 percent from three-point range in the last five regular-season games . . . Went scoreless in postseason play.

JUNIOR COLLEGE

A third team All-American and first team all-conference selection as a sophomore at Otero Junior College (LaJunta, Colo.) . . . Played for Coach Brad Franz . . . Averaged 22 points and five rebounds as a sophomore . . . Averaged 18 points and four rebounds as a freshman . . . Otero team MVP in 1997 . . . Played in the Reebok All-American game.


HIGH SCHOOL

Averaged 23 points as a senior at Ware County High School in Waycross, Ga. . . . Played for E.B. Price . . . Earned all-state, all-district and all-conference honors . . . Played in the Georgia High School All-Star Game.

PERSONAL

Born March 17, 1976 . . . Son of Herman Davis and Natalie Rood . . . Cousin

Todd Hill played basketball at Southwestern Louisiana and professionally in Spain and Brazil . . . His biggest thrills in sports was hitting the game winning shot against Tifton (Ga.), ranked No. 7 in the state, to win the regional championship, and winning the sub-regional championship in junior college . . . Besides his obvious favorite hobby, playing basketball, Arias also likes to go fishing . . . Majoring in sports management.



#3

6-2 • 180 • 1VL

Senior
Guard

Waycross, Ga.
Otero JC

Lon Kruger on Davis

"When you think of Arias, you think of shooting the ball. Down the stretch last year he really started shooting the ball consistently well, and we need Arias to be a very consistent perimeter shooter. If he does that, he will start putting it on the floor a little bit and getting the shot off the dribble. When he can do that, I think he becomes a real effective outside shooter for us."

DAVIS' CAREER STATISTICS

Year	G-GS	MIN/Avg	FGM-A/Pct	3PM-A/Pct	FTM-A/Pct	REB/Avg	PF-D	A	TO	B	ST	PTS/Avg
1997-98	28-0	201/7.2	31-85/365	24-71/338	3-9/333	22/0.8	19-0	10	12	0	6	89/3.2





Davis' Career Highs

Points

14 vs. St. John's
(11/29/97)

Field Goals

5 vs. St. John's
(11/29/97)

Three Point Goals

4 vs. St. John's
(11/29/97)

Free Throws

2 vs. Texas
(12/20/97)

Rebounds

3 vs. Clemson
(12/13/97), Texas
(12/20/97)

Assists

2 vs. St. John's
(11/29/97), Iowa
(2/22/98)

Blocks

None

Steals

1 six times, last vs.
Wisconsin (3/6/98)

Sergio McClain

AT ILLINOIS


1997-98: Illinois' leading returning scorer, he averaged 3.5 points and 3.1 rebounds . . . Played in all 33 games and was in the starting lineup againstr Maine (Dec. 8) . . . Third on the team in steals with 40 . . . Fourth on the ream in assists with 54 . . . Dished out a season-high 5 assists in a 74-69 loss at UCLA (Dec. 30) . . . Blocked 2 shots and grabbed 4 steals in a 74-72 win against Indiana (Jan. 3) . . . Vs. Iowa (Jan. 8) he scored 14 points, grabbed 5 rebounds, blocked a shot and dished out 3 assists in a 76-64 victory . . . Also scored in double figures with 10 points in a losing effort against Purdue (Jan. 13) . . . In the Big Ten Tournament he had 3 points, 4 rebounds, 5 assists, and 2 steals in the win against Wisconsin; he had 6 points, 4 rebounds, 2 assists and 2 steals in the loss to Purdue . . . In the NCAA Tournament, Sergio recorded 2 points, 3 assists and 3 steals in Illinois' 64-51 first-round win over South Alabama . . . He played 12 minutes and scored 3 points and had 3 rebounds in a 67-61 second-round loss to Maryland . . . Was the only Illinois non-senior to score in the NCAA Tournament games in 1998.

HIGH SCHOOL

Played for his father Wayne McClain on one of the most heralded high school teams in the nation in 1997 . . . Led Peoria Manual to four-consecutive state titles, a mark that stands alone in the high school state record book . . . A three time all-state selection . . . Four-time all-conference selection . . . Conference Player of the Year in 1997 . . . Illinois Mr. Basketball in 1997 . . . Averaged 18.5 points, 5.8 rebounds, and 3.3 assists in 1996-97 . . . Led Manual in scoring in 15 games as a senior . . . Averaged 17.3 points in the high school state tournament with a high of 22 points against Aurora West in the championship game . . . Four-year letterwinner in basketball and track . . . Played in the Magic Johnson All-Star game and was the MVP of the IBCA All-Star game.

PERSONAL

Born November 2, 1978 . . . Son of Wayne and Robin McClain . . . Honor roll student . . . Member of the National Honor Society in 1997 . . . Graduated in the top 10 percent of his class . . . His father Wayne played college basketball at Bradley . . . Majoring in liberal arts and sciences.



#40

6-3 • 215 • 1VL

**Sophomore
Guard/Forward
Peoria, Ill.
Manual HS**

Lon Kruger on McClain

"Sergio is a core of this group in terms of the air of confidence he brings to the team. He didn't shoot the ball extremely well last year, but stepped up and was very effective in a lot of other areas. I know this year he will shoot it well and will have an outstanding season. He's a winner. He's extremely competitive and that rubs off on the other players. Sergio is definitely a big key for this year's team."

McCLAIN'S CAREER STATISTICS

Season	G-GS	MIN/Avg	FGM-A/Pct	3PM-A/Pct	FTM-A/Pct	REB/Avg	PF-D	A	TO	B	ST	PTS/Avg
1997-98	33-1	543/16.5	42-124/339	4-24/167	28-64/438	103/3.1	84-2	54	52	9	40	116/3.5





McClain's Career Highs

Points

14 vs. Iowa
(1/8/98)

Field Goals

5 vs. Iowa (1/8/98)

Three Point Goals

1 five times, last vs.
Maryland
(3/14/98)

Free Throws

3 three times, last
vs. Wisconsin
(1/21/98)

Rebounds

7 vs. Wisconsin
(2/7/98)

Assists

5 vs. UCLA
(12/30/97),
Wisconsin (3/6/98)


Blocks

2 vs. Indiana
(1/3/98)

Steals

4 vs. Saint Louis
(12/6/97), Indiana
(1/3/98)

The Fighting Illini



**6-10 • 215 • Fr. • F/C •
Ballwin, Mo.
Lafayette, HS**

Lon Kruger on Archibald

"Robert obviously brings size. At 6-10, he's a versatile player. He can face up and shoot it and back up to the bucket and score. He's active, athletic, agile. He's a hard worker and very enthusiastic."

#21 Robert Archibald

HIGH SCHOOL

Robert moved from Scotland to the United States with his family prior to his senior year . . . Played one season at Lafayette High School . . . Averaged 10 points, 6.4 rebounds and two blocks in 32 games in 1998 . . . Shot 57 percent from the floor and 69 percent from the free-throw line . . . MVP of the 1997 Nike European Camp for the top 65 European players . . . First team all-conference, first team all-district and honorable mention all-metro . . . Helped lead Lafayette to a 30-2 record and runner-up in the Class 3A state tournament . . . Played in the Missouri Hall of Fame all-state game . . . Played at Queen Anne High School in Dunfermline Scotland from 1993-97 . . . Named the under-18 national player of the year in 1997 and started on the under-23 national team at age 17 . . . Helped lead Queen Anne High School to the high school national championship in 1997 . . . Played on the national club league championship team at under-18 and under-23 in 1997.

PERSONAL

Born March 29, 1980 . . . Robert is the son of Bobby and Heather Archibald and is a native of Paisley, Scotland . . . His younger sister Jemma is a senior at Lafayette High School where she is on the track team . . . Given the Principles Award for Sportsman of the year in 1997 . . . He lists his biggest thrills in sports as winning nine championship titles in 1997 with his team in Scotland and playing in the Missouri Class 3A state championship game in 1998 . . . Majoring in liberal arts and sciences.

#32 Cleotis Brown

JUNIOR COLLEGE


Played the 1995-96 and 1997-98 seasons at Southern Union, but missed the 1996-97 season with a hip injury . . . Averaged 20 ppg as a sophomore in 1998 . . . Named a junior college third-team All-American in 1998 . . . Led Southern Union to sixth place in the nation in 1997-98 and played in the Coca-Cola Classic All-Star game . . . Led Southern Union to two state junior college championships.

HIGH SCHOOL

Played two seasons (1993-94, 1994-95) for Russell County High School . . . Averaged 23 points, eight rebounds and four assists per game as a senior . . . Named all-state, all-conference and all-bi-city in 1994 and 1995.

PERSONAL

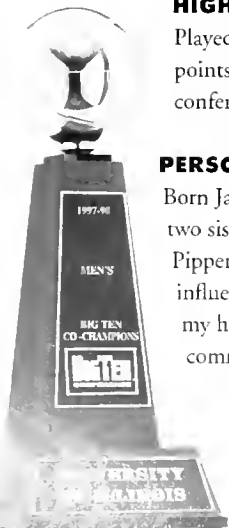
Born January 19, 1978 . . . Son of the late Cleotis Brown II and Katherine Brown . . . Has two sisters Shaquetta, and Mercedes . . . Lists basketball as his favorite hobby and Scottie Pippen as his favorite athlete . . . Cleotis lists his late father as the person who has most influenced his athletic career because, "from the moment I was born he had a basketball in my hands and said, 'My son is going to be a basketball player'." . . . Majoring in speech communications.



**6-4 • 220 • Jr. • G
Pittsview, Ala. • Russell Co
HS/Southern Union CC**

Lon Kruger on Brown

"Cleotis is very athletic, very active, a slasher to the goal. I think as he becomes more consistent from the perimeter shooting the ball, he will become even more effective taking it to the bucket. We're very excited about the athleticism that Cleotis brings to the team."



The Fighting Illini

#4 Fess Hawkins

JUNIOR COLLEGE


Played for coach Charles Ripley at Westark College in 1997-98 . . . Averaged 18.6 points, 8.7 rebounds, 3.4 assists, and 4.5 blocks . . . Participated in the Coca-Cola All-American game and was the MVP and the winner of the three-point shootout . . . All Bi-State East first team . . . Runner up for MVP of the Bi-State East Conference . . . Fess did not use any eligibility in 1996-97, so he has three years of eligibility remaining.

HIGH SCHOOL

Led Dollarway to second place in the Class 2A division of the Arkansas state high school playoffs as a senior in 1996 . . . Earned all-state honors by the Arkansas High School Coaches Association and *Arkansas Democrat-Gazette* three straight years (1994-95-96) . . . Named all-league in the 8 AA conference . . . All-region in 1994-95-96 . . . Named Southeast Arkansas Player of the Year in 1996 . . . King Cotton Tournament MVP in summer of 1995 while playing for the Arkansas Winds All-Star team . . . Led Dollarway in scoring (21.3 ppg), rebounding (11.6 rpg) and blocked shots (5.7 bpg) as a senior . . . Averaged 17.5 points, 9.4 rebounds, and 4.7 blocks as a junior and 19.8 points, 8.9 rebounds, and 3.5 blocks as a sophomore . . . Shot .722 (73-of-101) from the free-throw line in 1996 . . . Scored 29 points, grabbed 25 rebounds and blocked 13 shots against Pulasky Academy during a regional tournament in 1996 . . . Blocked at least five shots 17 times in 1996 . . . Earned honorable mention All-America accolades from *USA Today* in 1996 . . . Coached by Ellis Berry.

PERSONAL


Born February 7, 1978 . . . Signed with Illinois in November 1995 and was at Illinois for the fall semester in 1996, but transferred to Westark after the NCAA Clearinghouse did not accept one of his core classes . . . Parents are Lester and Jeraldine Thompson . . . The youngest of three children, Fess has an older sister, Tonya, and brother, Frederick . . . Also played first base for the Dollarway baseball team . . . Majoring in speech communications.



6-10 • 270 • So. • C
Pine Bluff, Ark.
**Dollarway HS/
Westark CC**

Lon Kruger on Hawkins

"We need size and Fess brings that to the program. I think as much as size, he brings an understanding of how to play. He's gamey and does the little things to be effective as a player and I think that is important for big guys especially."



6-7 • 215 • Fr. • F
Des Plaines, Ill.
Maine West

Lon Kruger on Johnson

"He's one of our more versatile players. He can play inside at power forward, but can also swing all the way to the two-guard spot, especially as he becomes more consistent as an outside shooter. He has a great attitude, a competitive nature, and a great desire to be playing at Illinois."

#22 Lucas Johnson

HIGH SCHOOL

An all-state selection (*IBCA, News Gazette, Chicago Sun-Times*) after averaging 17 points, seven rebounds and four assists for Maine West . . . In the state quarterfinals against Fenwick, Johnson tallied eight points, five rebounds, and four assists despite getting a head injury that required 13 stitches . . . In the semifinal loss to Galesburg Johnson had seven points, eight rebounds, and two assists; in the consolation game he led the team with 19 points and six rebounds . . . Averaged 11.3 points, 6.3 rebounds and 2.3 assists in the state tournament games . . . MVP of the Wheeling Hardwood Classic in 1996 and 1997 . . . Led Maine West to a 28-5 record, the Wheeling Hardwood Holiday Classic title and fourth place in the Class AA state tournament . . . Had eight points, one rebound and two assists in the IBCA All-Star game in June.

PERSONAL

Born May 3, 1980 . . . The son of Ron and Leslie Johnson, and the younger brother of former Illini Brian Johnson, a member of the 1998 Big Ten championship team . . . Lucas was an honor roll student all four years of high school . . . He lists his greatest thrill in sports as helping Maine West place fourth in the state tournament in 1998 . . . Enjoys playing golf in his spare time . . . He worked as a runner at the Chicago Board of Trade last summer . . . Majoring in business.



The Fighting Illini



6-8 • 215 • Fr. • F
Rockford, Ill.
Rockford Boylan HS

Lon Kruger on Krupalija

"Damir is another very versatile player. He can play the power or small forward spot. He's very agile, very athletic. He brings great enthusiasm and a refreshing approach to the game. He's a delight to be around and I believe he will be a key player for us."

#33 Damir Krupalija

HIGH SCHOOL

An all-state selection in 1998 by the *News-Gazette*, *Chicago Tribune* and Associated Press . . . Averaged 19 points, 12 rebounds and 4.5 assists per game in 1998 . . . Played for Steve Goers at Rockford Boylan and led the Titans to conference championships in 1996-98 . . . Led Rockford Boylan to a 31-4 record and fourth place finish at the state tournament in 1997 . . . Led the Titans to the super-sectionals in 1996 and 1998 . . . Led all players in the IBCA all-star game with 11 rebounds, also had four points, four assists and two steals in helping lead the North team to a 111-79 victory over the South all-stars . . . Averaged 17 points, and 10 rebounds as a junior . . . In the 1997 state tournament Damir averaged 11.3 points and six rebounds . . . Posted a double-double with 21 points and 14 rebounds in Boylan's 60-55 semi-final loss to Aurora West in 1997.

PERSONAL

Born June 13, 1979 . . . Damir was born in Sarajevo, Yugoslavia, which is now Bosnia and Herzegovina . . . Fled his war-torn country in 1992 and lived in the Czech Republic for three years before coming to the United States in 1995 . . . His parents joined him in 1995 . . . Son of Sead and Zora Krupalija . . . Has a younger sister Jasna, who is a senior at Boylan this year . . . He was an honor roll student and a member of the National Honor Society . . . Damir enjoys watching television and movies and playing tennis . . . His favorite athlete is Tony Kukoc because, "He is a big man playing the guard position." . . . He lists his grandfather as the person who has most influenced his athletic career because, "he got me started running track and field when I was younger." . . . Majoring in business.

#5 Nate Mast

AT ILLINOIS


Nate joined the Illinois squad as a walk-on and played in one game . . . Saw two minutes of action in Illinois' 88-60 win against Texas-Pan American.

HIGH SCHOOL

A three-year letterwinner in basketball and a two-year letterwinner in baseball and golf for Central High School . . . Named all-conference and all-area in basketball in 1997 and all-conference in baseball in 1997 . . . Nate hit a 50-foot game winning shot against cross-town rival Champaign Centennial on Jan. 10, 1997 . . . Averaged 16 points per game as a senior.

PERSONAL

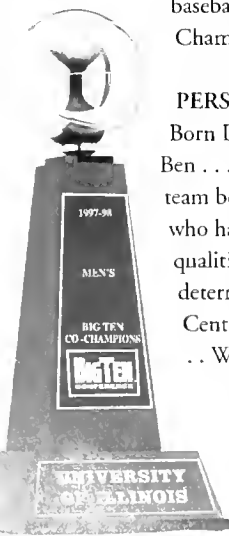
Born December 25, 1978 . . . The son of Eric and Carolyn Mast . . . Has an older brother, Ben . . . A native of Champaign, Nate is proud to be part of the Fighting Illini basketball team because he grew up watching the Fighting Illini play . . . His favorite athlete and person who has most influenced his athletic career is Pistol Pete Maravich because, "He had all the qualities and characteristics I wish to have as a person and a ball player, such as heart, determination, and a love for the game." . . . Nate was a four-year honor roll student at Central, and was a member of the National Honor Society and the French Honor Society . . . Won the American Legion Leadership Award . . . Majoring in architecture.



5-10 • 160 • So. • G
Champaign, Ill.
Central HS


Lon Kruger on Mast

"Nate is a very hard worker. He's someone we need to help provide depth at the point guard position. Nate is willing to do all the little things that are important for the team's success."



The Fighting Illini

#30 Frank Williams



6-3 • 190 • Fr. • G • Peoria, Ill. • Manual HS

Lon Kruger on Williams

"Frank is in the same situation as Cory Bradford was last year. He can practice, but cannot play. It will be Frank's goal to approach it as well as Cory did last year and we expect that will happen. He will work extremely hard everyday and will get all the reps at the point for the opposing team in practice. He will benefit terrifically from that."

HIGH SCHOOL

Frank was named Mr. Basketball for the state of Illinois in 1998 after averaging 24 points, eight rebounds and six assists per game . . . He was a McDonald's All-American and scored five points and had two assists in helping the East team defeat the West team 128-112 . . . Played in the Magic Johnson Roundball Classic . . . Nicknamed "Nitty" by high school coach Wayne McClain . . . He teamed with current Illini Sergio McClain on the 1995, 1996 and 1997 state champion teams . . . Hit a career-high 11 three pointers against Farragut . . . Named the most outstanding player of the Pontiac Holiday Tournament after scoring 33 points in Manual's 88-67 victory over Joliet in the championship game . . . Consensus all-state selection . . . Hit the game-winning three-pointer in Manual's 52-51 upset victory over Milwaukee Vincent, the nation's ninth ranked team, at the Rockford Showdown in January . . . Scored 40 points against Farragut, 42 vs. East St. Louis and 38 vs. Proviso West in a one-week span . . . High School coach Wayne McClain said, "Nobody in America had to do more for his team than Frank. I've never put so much on one player."

PERSONAL

The son of Frank and Mary Williams . . . Frank Jr. has four brothers and sisters, Marlana, Earnest, Maurice and Aaron . . . Away from the basketball court, Frank enjoys playing tennis and spending time with friends . . . His favorite athlete is Michael Jordan because, "he brings so much excitement to the game." . . . Major is undecided in the College of Liberal Arts & Sciences.

Game-by-Game Statistics

RICH BEYERS

VICTOR CHUKWUDEBE

1997-98

OPPONENT	FG-A	3FG-A	FT-A	D-D-R	PF	PTS	A	TO	BLK	STL	MIN
BRADLEY	0-0	0-0	0-0	0-0-0	0	0	0	0	0	0	1
GA. SOUTHERN	0-0	0-0	1-2	1-5-6	0	1	0	0	0	0	10
UIC	DNP										
Wichita State#	0-0	0-0	0-0	0-0-0	1	0	0	0	0	0	2
Louisville#	DNP										
St. John's#	0-0	0-0	0-0	0-0-0	2	0	0	0	0	0	4
TEXAS-PAN AM	1-2	0-0	1-2	1-1-2	1	3	1	1	1	0	9
@ Saint Louis	DNP										
MAINE	0-4	0-0	0-0	1-4-5	0	0	0	1	0	0	8
CLEMSON	DNP										
TEXAS	2-4	0-0	4-6	2-0-2	4	8	1	1	0	0	11
Missouri	0-1	0-0	0-0	0-0-0	0	0	1	0	0	0	4
@ UCLA	DNP										
INDIANA	DNP										
@ Iowa	0-0	0-0	0-0	0-0-0	0	0	0	0	0	0	1
@ Northwestern	0-0	0-0	0-0	0-0-0	0	0	0	0	0	0	1
PURDUE	0-1	0-0	0-0	0-0-0	0	0	0	0	0	0	4
@ Michigan State	DNP										
WISCONSIN	DNP										
MICHIGAN	0-0	0-0	0-2	0-0-0	0	0	0	0	0	0	1
@ Ohio State	0-0	0-0	0-0	0-1-1	0	0	0	0	0	0	4
@ Penn State	DNP										
MINNESOTA	DNP										
@ Wisconsin	0-0	0-0	0-0	0-0-0	0	0	0	0	0	0	1
MICHIGAN ST.	0-0	0-0	0-0	0-1-1	1	0	0	1	0	0	5
@ Purdue	0-0	0-0	0-0	0-0-0	0	0	0	0	0	0	1
NORTHWESTERN	0-1	0-0	0-0	1-0-1	4	0	0	1	0	0	6
IOWA	0-0	0-0	0-0	0-0-0	0	0	0	0	0	0	1
@ Indiana	0-0	0-0	0-0	0-0-0	0	0	0	0	0	0	1
Wisconsin*	DNP										
Purdue*	1-1	0-0	0-0	0-0-0	0	2	0	0	0	0	5
S. Alabama%	0-0	0-0	0-0	0-0-0	0	0	0	0	0	0	1
Maryland%	DNP										

%-NCAA Tournament, #-Big Ten Tournament, #--Puerto Rico Classic

1996-97

OPPONENT	FG-A	3FG-A	FT-A	D-D-R	PF	PTS	A	TO	BLK	STL	MIN
@Ill.-Chicago	0-1	0-0	2-4	2-6-8	2	2	0	0	0	0	14
DELAWARE ST.	2-3	0-0	0-0	0-4-4	4	4	1	0	0	0	14
Texas Christ.+	3-7	0-0	0-0	0-5-5	2	6	0	1	2	1	23
Louisville+	2-3	0-0	0-1	0-0-0	2	4	0	0	1	0	16
Virginia Tech+	2-4	0-0	0-0	0-2-2	3	4	0	0	0	0	14
@ California	0-1	0-0	0-0	1-2-3	1	0	1	0	0	1	14
COLUMBIA	2-5	0-0	0-0	0-1-1	2	4	0	2	0	0	11
TENNESSEE ST.	0-1	0-0	1-2	0-2-2	1	1	0	2	0	0	10
CHICAGO ST.	6-9	0-0	0-0	4-4-8	4	12	0	0	0	1	18
COPPIN ST.	0-2	0-0	3-4	1-2-3	2	3	0	1	0	1	12
UCLA	1-3	0-0	0-0	1-0-1	0	2	0	1	0	0	7
Missouri	1-3	0-0	0-0	0-0-0	1	2	0	0	0	0	5
PURDUE	0-0	0-0	2-2	0-3-3	1	2	0	0	0	0	6
@Ohio State	0-0	0-0	0-0	1-1-2	2	0	0	1	0	0	5
@Michigan	0-0	0-0	0-0	0-0-0	1	0	0	0	0	0	1
PENN STATE	1-3	0-0	0-1	3-0-3	2	2	0	1	0	0	7
MINNESOTA	0-0	0-0	0-0	0-0-0	0	0	0	0	0	0	2
@Michigan St.	1-2	0-0	0-0	1-1-2	2	2	0	1	2	2	7
WISCONSIN	0-0	0-0	0-0	0-0-0	2	0	0	0	0	0	4
@Iowa	2-7	0-0	0-1	0-1-1	3	4	0	0	0	0	15
@Indiana	1-4	0-0	1-2	3-1-4	1	3	1	2	2	2	14
NORTHWESTERN	1-1	0-0	0-0	3-1-4	4	2	0	0	1	0	11
IOWA	0-0	0-0	0-0	0-1-1	1	0	0	0	0	0	7
@Wisconsin	1-2	0-0	2-3	1-0-1	0	4	0	0	1	0	13
MICHIGAN ST.	0-2	0-0	1-2	0-0-0	0	1	0	0	0	0	1
@Minnesota	2-3	0-0	0-0	0-1-1	3	4	0	0	0	1	13
@Penn State	4-4	0-0	0-0	2-1-3	1	8	1	0	3	1	19
MICHIGAN	0-1	0-0	0-0	1-0-1	0	0	0	0	0	0	6
OHIO STATE	0-0	0-0	0-0	0-0-0	2	0	0	1	0	0	4
@Purdue	0-1	0-0	0-0	1-1-2	3	0	0	0	1	0	7
Southern Cal%	2-3	0-0	0-0	0-1-1	4	4	1	0	0	0	12
Chattanooga%	3-6	0-0	0-1	1-2-3	4	6	0	0	0	1	19

%-NCAA Tournament, +Big Island Invitational, Hilo, Hawaii



Game-by-Game Statistics

VICTOR CHUKWUDEBE

1997-98												
OPPONENT	FG-A	3FG-A	FT-A	D-D-R	PF	PTS	A	TO	BLK	STL	MIN	
BRAOLEY	0-0	0-0	2-2	0-1-1	3	2	0	0	2	0	6	
GA. SOUTHERN	1-4	0-0	2-2	3-7-10	1	4	0	0	1	0	17	
UIC	0-0	0-0	0-2	0-2-2	0	0	0	0	0	1	12	
Wichita State#	1-1	0-0	0-0	1-2-3	1	2	0	0	0	0	20	
Louisville#	0-0	0-0	0-0	0-1-1	2	0	0	1	1	0	10	
St. John's*	1-1	0-0	1-2	1-2-3	3	3	1	1	0	1	11	
TEXAS-PAN AM	2-4	0-0	0-0	2-1-3	1	4	0	1	1	1	15	
@ Saint Louis	0-2	0-0	0-0	3-2-5	3	0	0	1	1	0	13	
MAINE	0-0	0-0	0-0	0-0-0	2	0	0	1	0	0	2	
CLEMSON	0-2	0-1	0-0	0-1-1	1	0	0	0	0	0	10	
TEXAS	2-4	0-0	3-3	5-1-6	4	7	0	4	0	0	12	
Missouri	1-1	0-0	2-2	1-1-2	4	4	0	1	0	0	7	
@ UCLA	1-1	0-0	0-0	0-1-1	4	2	0	1	0	1	14	
INDIANA	1-3	0-0	0-2	3-1-4	0	2	0	0	0	0	15	
@ Iowa	0-2	0-0	0-0	1-1-2	4	0	1	0	1	2	14	
@ Northwestern	0-1	0-0	0-0	0-2-2	1	0	1	0	0	0	9	
PURDUE	1-4	0-0	0-0	1-3-4	3	2	0	0	0	0	16	
@ Michigan State	1-2	0-0	1-2	1-0-1	0	3	0	1	0	1	12	
WISCONSIN	0-1	0-0	0-0	1-3-4	2	0	0	1	0	0	10	
MICHIGAN	4-9	0-0	2-3	3-2-5	2	10	0	0	2	0	19	
@ Ohio State	0-4	0-0	0-0	2-1-3	5	0	1	0	0	0	18	
@ Penn State	2-3	0-0	0-0	3-1-4	4	4	1	0	2	2	23	
MINNESOTA	2-2	0-0	0-0	1-1-2	1	4	0	1	0	0	9	
@ Wisconsin	0-2	0-0	0-0	2-4-6	2	0	1	0	1	1	20	
MICHIGAN ST.	3-6	0-0	1-1	3-6-9	3	7	0	0	2	0	16	
@ Purdue	0-3	0-0	0-0	1-3-4	4	0	0	0	0	0	19	
NORTHWESTERN	0-2	0-0	0-0	1-4-5	1	0	1	0	2	0	14	
IOWA	2-3	0-0	0-0	3-3-6	3	4	0	1	2	1	18	
@ Indiana	0-1	0-0	2-2	2-7-9	4	2	1	1	1	0	11	
Wisconsin*	0-0	0-0	0-0	0-1-1	1	0	0	1	0	1	18	
Purdue*	0-0	0-0	0-0	1-0-1	2	0	0	0	0	0	8	
S. Alabama%	0-0	0-0	0-0	0-0-0	0	0	0	0	0	1	11	
Maryland%	0-0	0-0	0-0	0-0-0	0	0	0	0	0	0	3	

%—NCAA Tournament, *—Big Ten Tournament, +—Big Island Invitational, #—Puerto Rico Classic

ARIAS DAVIS

1997-98												
OPPONENT	FG-A	3FG-A	FT-A	D-D-R	PF	PTS	A	TO	BLK	STL	MIN	
BRAOLEY	DNP											
GA. SOUTHERN	1-4	1-4	0-0	0-2-2	1	3	1	1	0	1	17	
UIC	0-1	0-1	0-0	0-0-0	0	0	0	1	0	1	2	
Wichita State#	0-1	0-1	0-1	0-0-0	1	0	0	0	0	0	4	
Louisville#	DNP											
St. John's*	5-10	4-9	0-0	0-0-0	3	14	2	0	0	0	18	
TEXAS-PAN AM	1-3	1-3	0-0	0-1-1	2	3	0	2	0	1	10	
@ Saint Louis	0-0	0-0	0-0	1-0-1	0	0	0	0	0	0	2	
MAINE	4-8	3-7	0-0	1-1-2	0	11	1	1	0	0	11	
CLEMSON	0-2	0-2	0-1	0-3-3	1	0	0	0	0	0	8	
TEXAS	2-8	1-5	2-2	1-2-3	0	7	0	0	0	0	13	
Missouri	2-4	2-3	0-1	0-1-1	0	6	0	0	0	0	9	
@ UCLA	1-2	1-2	0-0	0-0-0	2	3	1	0	0	0	4	
INDIANA	0-0	0-0	0-0	0-0-0	1	0	0	1	0	0	2	
@ Iowa	0-0	0-0	0-0	0-0-0	0	0	0	1	0	0	4	
@ Northwestern	0-1	0-1	0-0	0-0-0	0	0	0	0	0	0	3	
PURDUE	DNP											
@ Michigan State	DNP											
WISCONSIN	DNP											
MICHIGAN	0-0	0-0	0-0	0-0-0	0	0	0	0	0	0	1	
@ Ohio State	1-2	0-1	0-0	0-0-0	0	2	0	0	0	0	3	
@ Penn State	1-2	1-1	0-0	0-0-0	1	3	0	0	0	0	2	
MINNESOTA	1-4	1-3	1-3	0-1-1	0	3	0	0	0	1	5	
@ Wisconsin	0-2	0-2	0-0	1-1-2	1	0	0	0	0	0	5	
MICHIGAN ST.	4-5	3-4	1-3	0-1-1	2	12	1	1	0	0	14	
@ Purdue	0-1	0-1	0-0	0-1-1	0	0	0	0	0	0	4	
NORTHWESTERN	2-7	2-6	0-0	0-0-0	0	6	0	1	0	0	15	
IOWA	2-5	1-4	0-0	0-1-1	1	5	2	1	0	0	12	
@ Indiana	4-6	3-5	0-0	0-0-0	2	11	0	2	0	0	9	
Wisconsin*	0-3	0-2	0-2	1-0-1	0	0	1	0	0	1	5	
Purdue*	0-3	0-3	0-0	1-1-2	1	0	0	0	0	0	7	
S. Alabama%	0-0	0-0	0-0	0-0-0	0	0	1	0	0	0	7	
Maryland%	0-1	0-1	0-0	0-0-0	0	0	0	0	0	0	5	

%—NCAA Tournament, *—Big Ten Tournament, #—Puerto Rico Classic

SERGIO McCLAIN

1997-98												
OPPONENT	FG-A	3FG-A	FT-A	D-D-R	PF	PTS	A	TO	BLK	STL	MIN	
BRAOLEY	1-2	0-0	2-2	0-1-1	2	4	2	2	1	1	14	
GA. SOUTHERN	3-10	1-5	2-4	3-3-6	2	9	0	5	0	3	19	
UIC	0-4	0-1	0-0	1-2-3	3	0	2	1	0	1	19	
Wichita State#	1-2	0-0	0-6	2-2-4	2	2	1	2	0	1	8	
Louisville#	2-4	0-1	0-2	0-1-1	3	4	1	2	1	1	2	
St. John's*	1-3	0-1	0-2	1-0-1	1	2	0	2	0	0	12	
TEXAS-PAN AM	2-3	0-1	3-6	1-5-6	3	7	0	3	0	0	13	
@ Saint Louis	4-7	0-0	0-0	0-1-1	2	8	2	3	0	4	22	
MAINE	1-5	0-0	1-2	1-2-3	1	3	1	0	0	1	13	
CLEMSON	1-1	0-0	1-3	0-1-1	1	3	1	2	0	0	9	
TEXAS	0-1	0-0	2-2	1-0-1	1	2	1	4	1	1	17	
Missouri	0-2	0-1	2-2	1-3-4	3	2	0	1	0	1	11	
@ UCLA	0-2	0-0	1-2	0-4-4	3	1	5	2	0	1	19	
INDIANA	0-2	0-0	0-2	1-4-5	3	0	3	2	2	4	20	
@ Iowa	5-9	1-1	3-4	3-2-5	2	14	3	0	1	0	22	
@ Northwestern	0-2	0-1	0-0	2-2-4	4	0	2	1	0	1	15	
PURDUE	4-8	0-1	2-3	2-3-5	5	10	2	3	0	1	17	
@ Michigan State	0-1	0-0	1-2	0-3-3	2	1	0	0	0	1	13	
WISCONSIN	2-7	0-1	3-4	1-2-3	1	7	1	0	1	0	24	
MICHIGAN	0-2	0-1	2-6	2-2-4	3	2	2	3	1	2	23	
@ Ohio State	1-1	0-0	0-0	0-2-2	0	2	0	0	0	1	10	
@ Penn State	1-4	0-0	0-0	3-0-3	2	2	2	3	0	1	16	
MINNESOTA	1-4	0-0	1-2	0-2-2	3	3	2	0	0	1	18	
@ Wisconsin	0-4	0-0	0-1	4-3-7	3	0	3	1	0	1	17	
MICHIGAN ST.	1-6	0-0	0-0	2-4-6	3	2	1	0	1	0	16	
@ Purdue	3-5	0-1	0-1	1-2-3	5	6	1	2	0	2	23	
NORTHWESTERN	1-3	1-1	1-2	0-2-2	4	4	0	1	0	1	17	
IOWA	1-1	0-0	0-2	0-1-1	3	2	1	2	0	1	11	
@ Indiana	0-0	0-0	0-0	0-0-0	3	0	2	1	0	1	12	
Wisconsin*	1-3	1-2	0-0	0-4-4	3	3	5	2	0	2	25	
Purdue*	3-10	0-4	0-0	2-2-4	3	6	2	1	0	2	27	
S. Alabama%	1-3	0-0	0-0	0-1-1	3	2	3	1	0	3	17	
Maryland%	1-3	0-1	1-2	2-1-3	2	3	0	0	0	0	12	

%—NCAA Tournament, *—Big Ten Tournament, #—Puerto Rico Classic





IN CONCERT

ILLINOIS' OPPONENTS

Coaches vs. Cancer



GEORGETOWN HOYAS

Location: Washington, D.C.
 President: Leo J. O'Donovan, S.J.
 Enrollment: 12,629
 Arena/Capacity: MCI Center/20,000
 Nickname: Hoyas
 Colors: Blue and Gray
 Conference: Big East
 Athletic Director: Joseph C. Lang
 Athletic Department Phone:
 (202) 687-2435
 Sports Information Mailing Address:
 Georgetown Sports Information
 McDonough Arena-Box 571124
 Washington, D.C. 20057
 Telephone: (202) 687-9280
 Fax: (202) 687-2491
 Website: www.georgetown.edu/athletics
 Sports Information Director Home
 Phone: Bill Shapland/(703) 521-5535
 Basketball SID/Home Phone: Same
 Shapland e-mail:
 shaplanw@gunet.georgetown.edu
 Head Coach: John Thompson
 (Providence '64)
 Collegiate Coaching Record: 589-233
 (26 years)
 Record at Georgetown: Same
 Record at Georgetown vs. Illinois: 1-1
 Basketball Office Telephone:
 (202) 687-2374
 Games: 2
 Series Leader: Series tied 1-1
 At Illinois: 0-0
 At Georgetown: 0-0
 At Neutral Sites: 1-1




TEMPLE OWLS

Location: Philadelphia, Pa.
 President: Peter J. Liacouras
 Enrollment: 30,000
 Arena/Capacity: The Forum at the
 Apollo of Temple/10,206
 Nickname: Owls
 Colors: Cherry and White
 Conference: Atlantic 10
 Athletic Director: Dave O'Brian
 Athletic Department Phone:
 (215) 204-7447
 Sports Information Mailing Address:
 Temple Sports Information
 4th Floor, Vivacqua Hall
 Philadelphia, PA 19122
 Telephone: (215) 204-7445
 Fax: (215) 204-7499
 Website: www.temple.edu/owlsport
 Sports Information Director/Home
 Phone: Brian Kirschner/
 (215) 635-2652
 Basketball SID/Home Phone: Same
 Kirschner e-mail:
 owlsport@blue.temple.edu
 Head Coach: John Chaney
 (Bethune-Cookman '55)
 Collegiate Coaching Record: 581-208
 (26 years)
 Record at Temple: 356-149 (16 years)
 Record at Temple vs. Illinois: 1-1
 Basketball Office Telephone:
 (215) 204-7443
 Games: 5
 Series Leader: Temple leads 3-2
 At Illinois: Illinois leads 1-0
 At Temple: Temple leads 3-0
 At Neutral Sites: Illinois leads 1-0
 Lon Kruger vs. Temple all-time: 0-1




WAKE FOREST DEMON DEACONS

Location: Winston-Salem, NC
 President: Dr. Thomas Hearn
 Enrollment: 3,761
 Arena/Capacity: Lawrence Joel
 Coliseum/14,407
 Nickname: Demon Deacons
 Colors: Old Gold and Black
 Conference: Atlantic Coast
 Athletic Director: Ron Wellman
 Athletic Department Phone:
 (336) 758-5616
 Sports Information Mailing Address:
 Wake Forest Sports Information
 PO Box 7426
 Winston-Salem, NC 27109
 Telephone: (336) 758-5640
 Fax: (336) 758-5140
 Website: www.wfu.edu/sports
 Sports Information Director/Home
 Phone: John Justus/(336) 722-1094
 Basketball SID/Home Phone: Same
 Justus e-mail: justusjj@wfu.edu
 Head Coach: Dave Odom (Guilford '65)
 Collegiate Coaching Record: 220-135
 (12 years)
 Record at Wake Forest: 182-93 (9 years)
 Record at Wake Forest vs. Illinois: 0-0
 Basketball Office Telephone:
 (336) 758-5622
 Games: First meeting
 Lon Kruger vs. Wake Forest all-time: 1-1



Bradley Braves




Saturday, December 5, 1998
at Chicago, Ill.
(United Center),
1 p.m., ESPN Regional



Jim Molinari
Head Coach



Joe Dalfonso
SID



Eric Roberson
Jr., Guard

GENERAL INFORMATION

Location: Peoria, Ill.
Enrollment: 6,000
Arena/Capacity: Carver Arena/10,825
Nickname: Braves
Colors: Red and White
Conference: Missouri Valley
Athletic Director: Ken Kavanagh
Athletic Department Phone: (309) 677-2670
Sports Information Mailing Address:
Bradley Sports Information
Robertson Field House
Bradley University
Peoria, IL 61625
Telephone: (309) 677-2624
Fax: (309) 677-2626
Press Row Phone: (309) 673-8381
Website: www.bradley.edu/athletics
Sports Information Director/Home Phone: Joe Dalfonso/(309) 444-7414
Basketball SID/Home Phone: Same
Dalfonso e-mail: jdalfons@lydia.bradley.edu

BASKETBALL INFORMATION

Head Coach: Jim Molinari (Illinois Wesleyan '77)
Collegiate Coaching Record: 157-109 (9 years)
Record at Bradley: 115-92 (7 years)
Assistant Coaches: Pat Donahue (Elmhurst '88), Duane Broussard (Bradley '93), George Barber (Asbury '86)
Basketball Office Telephone: (309) 677-2668
1997-98 Overall Record: 15-14
1997-98 Conference Record/Finish: 9-9/T6th
Starters Returning/Lost: 4/1
Lettermen Returning/Lost: 10/2

BRADLEY ROSTER

Player	Ht.	Wt.	Yr.	Pos.	Hometown	ppg/rpg/apg
Fred Atkins	6-6	190	So.	G-F	Cape Coral, Fla.	5.9/2.3/1.2
Ed Cage	6-7	225	Jr.	F	Lake Forest, Ill.	7.6/3.5
Rob Dye	6-1	190	Jr.	G	Springfield, Ill.	12.5/4.8/3.2
Reggie Hall	6-6	195	So.	G-F	Chicago, Ill.	
Mile Kirsch	6-7	215	Fr.	F	Indianapolis, Ind.	
Aba Koita	6-9	225	Jr.	C	Winnetka, Ill.	2.3/1.7
Matthew Lee	6-8	225	Jr.	F-C	Sr. Paul, Minn.	2.3/1.7
Matt Moran	6-7	230	Jr.	F	Pekin, Ill.	4.1/2.6
Eric Roberson	6-4	185	Jr.	G	Pittsburgh, Pa.	8.2/6.0/3.6
Jerome Robinson	6-3	195	So.	G	Missassagua, Ont.	3.1/2.0/1.1
Gavin Schairer	6-7	210	Sr.	F	Burlington, Ill.	5.1/1.8
Jim Vershaw	6-4	220	Sr.	G	East Peoria, Ill.	

SERIES HISTORY

Games: 12
Series Leader: Illinois leads 10-2
At Illinois: Illinois leads 8-1
At Bradley: Illinois leads 2-0
At Neutral Sites: Bradley leads 1-0
Illinois' Largest Winning Margin: 30 (55-25),
December 10, 1934, at Peoria
Bradley's Largest Winning Margin: 17 (105-88),
January 24, 1974, at Chicago
Overtime games (last): 0
Kruger vs. Bradley at Illinois: 1-0
Kruger vs. Bradley all-time: 1-0
Molinari vs. Illinois at Bradley: 0-1

1998-99 SCHEDULE

Nov. 17	SE MISSOURI STATE
Nov. 21	TENNESSEE-MARTIN
Nov. 23	LOYOLA-CHICAGO
Dec. 2	at Michigan
Dec. 5	vs. Illinois
Dec. 9	PENN STATE
Dec. 19	WESTERN ILLINOIS
Dec. 22	INDIANA STATE
Dec. 30	at Creighton
Jan. 3	NORTHERN IOWA
Jan. 6	at Southern Illinois
Jan. 9	at Drake
Jan. 13	at SW Missouri State
Jan. 16	WICHITA STATE
Jan. 20	at Illinois State
Jan. 23	EVANSVILLE
Jan. 27	CREIGHTON
Jan. 30	at Indiana State
Feb. 3	at Northern Iowa
Feb. 6	DRAKE
Feb. 10	ILLINOIS STATE
Feb. 13	SW MISSOURI STATE
Feb. 17	at Evansville
Feb. 20	at Wichita State
Feb. 22	SOUTHERN ILLINOIS
F. 26-Mar. 1	at Missouri Valley Conference Tournament



Clemson Tigers



Saturday, December 29, 1998
at Greenville, S.C.
(BI-LO Center),
6:30 p.m., ESPN-Regional



Larry Shyatt
Head Coach



Tim Bourret
SID



Terrell McIntyre
Sr., Guard

GENERAL INFORMATION

Location: Clemson, SC
Enrollment: 16,404
Arena/Capacity: Littlejohn Coliseum/11,020
BI-LO Center/14,205
Nickname: Tigers
Colors: Orange and Purple
Conference: Atlantic Coast
Athletic Director: Bobby Robinson
Athletic Department Phone: (864) 656-1935
Sports Information Mailing Address:
Clemson Sports Information
P.O. Box 632
Clemson, SC 29633
Telephone: (864) 656-2114
Fax: (864) 656-0299
Press Row Phone: (864) 654-3326
Website: www.clemson.tigers.com
Sports Information Director/Home Phone: Tim Bourret (864) 888-3490
Basketball SID/Home Phone: Same
Bourret e-mail: btimoth@clemson.edu

BASKETBALL INFORMATION

Head Coach: Larry Shyatt (Wooster '73)
Collegiate Coaching Record: 19-9 (1 year)
Record at Clemson: First year
Assistant Coaches: Scott Duncan (Wooster '78), Darren Tillis (Paul
Quinn College '96), Matt Driscoll (Slippery Rock '92)
Basketball Office Telephone: (864) 656-1954
1997-98 Overall Record: 18-14
1997-98 Conference Record/Finish: 7-9/4th
Starters Returning/Lost: 3/2
Lettermen Returning/Lost: 9/2

CLEMSON ROSTER

Player	Ht.	Wt.	Yr.	Pos.	Hometown	ppg/rpg/apg
Adam Allenspach	7-1	245	So.	C	Parkland, Fla.	2.1/1.2
Dustin Braddock	6-5	200	Fr.	G	Charleston, SC	
Tony Christie	6-6	220	Sr.	F	Hartford, Conn.	8.0/1.8
Chuckie Gilmore	6-8	275	Fr.	F	Fayetteville, NC	
Harold Jamison	6-8	260	Sr.	F	Vance, SC	9.8/7.3
Andrius Jurkunas	6-9	230	Jr.	F	Kaunas, Lithuania	2.5/1.7
Terrell McIntyre	5-9	175	Sr.	G	Raeford, NC	13.9/3.4/5.3
Johnny Miller	6-0	180	Sr.	G	Christiana, Pa.	4.3/0.9/1.7
Will Solomon	6-2	175	Fr.	G	East Hartford, Conn.	
Vincent Whitt	6-6	185	Jr.	F/G	Greensboro, NC	5.5/2.8/1.2
Tom Wideman	6-10	250	Sr.	C	Marietta, Ga.	4.4/4.8
Mohamed Woni	6-9	235	Jr.	C	Ivory Coast, Africa	3.7/2.8

SERIES HISTORY

Games: 1
Series Leader: Illinois leads 1-0
At Illinois: 0-0
At Clemson: 0-0
At Neutral Sites: Illinois leads 1-0
Illinois' largest winning margin: 10 (71-61), December 13, 1997,
at Chicago
Clemson's largest winning margin: N/A
Overtime games (last): 0
Kruger vs. Clemson at Illinois: 1-0
Kruger vs. Clemson all-time: 1-0
Shyatt vs. Illinois at Clemson: 0-0

1998-99 SCHEDULE

Nov. 13	ARKANSAS-PINE BLUFF
Nov. 16	STETSON
Nov. 19	WESTERN CAROLINA
Nov. 23	vs. Michigan
Nov. 24	vs. Syracuse or Chaminade
Nov. 25	vs. Kansas State, Indiana, Arizona State or Utah
Nov. 30	RADFORD
Dec. 3	EAST TENNESSEE STATE
Dec. 12	UNC-ASHEVILLE
Dec. 16	at South Carolina
Dec. 21	SOUTH CAROLINA STATE
Dec. 26	vs. Furman
Dec. 29	vs. Illinois
Jan. 2	at North Carolina
Jan. 5	NORTH CAROLINA STATE
Jan. 9	WAKE FOREST
Jan. 12	at Florida State
Jan. 17	at Virginia
Jan. 20	DUKE
Jan. 24	MARYLAND
Jan. 26	at Georgia Tech
Feb. 4	NORTH CAROLINA
Feb. 6	at North Carolina State
Feb. 10	at Wake Forest
Feb. 14	FLORIDA STATE
Feb. 17	VIRGINIA
Feb. 20	at Duke
Feb. 24	at Maryland
Feb. 28	GEORGIA TECH
Mar. 4-7	at ACC Tournament

Eastern Illinois Panthers



Saturday, December 12, 1998
at Champaign, Ill.
2 p.m.

GENERAL INFORMATION

Location: Charleston, Ill.
Enrollment: 10,806
Arena/Capacity: Lantz Gym/5,600
Nickname: Panthers
Colors: Blue and Gray
Conference: Ohio Valley
Athletic Director: Dr. Richard McDuffie
Sports Information Mailing Address:
Eastern Illinois Sports Information
Lantz Gym
Eastern Illinois University
Charleston, IL 61920
Telephone: (217) 581-6408
Fax: (217) 581-6434
Press Row Phone: (217) 581-5135
Website: www.eiu.edu/~sprtinfo
Sports Information Director/Home Phone: Dave Kidwell/(217) 345-4166
Kidwell e-mail: csdak@eiu.edu

BASKETBALL INFORMATION

Head Coach: Rick Samuels (Chadron State '70)
Collegiate Coaching Record: 262-254 (18 years)
Record at Eastern Illinois: Same
Assistant Coaches: Matt Painter (Purdue '93), David Cason (Illinois State '95), Mike Church (Northeast Missouri '73)
Basketball Office Telephone: (217) 581-2511
1997-98 Overall Record: 16-11
1997-98 Conference Record/Finish: 13-5/2nd
Starters Returning/Lost: 2/3
Lettermen Returning/Lost: 6/8

EASTERN ILLINOIS ROSTER


Player	Ht.	Wt.	Yr.	Pos.	Hometown	ppg/rpg/apg
Todd Bergmann	6-7	190	Fr.	F	Elk Grove, Ill.	
Matt Britton	6-1	178	Jr.	G	Plainfield, Ind.	
Henry Domecraft	6-2	187	Fr.	G	Naperville, Ill.	
Michael Forest	6-3	200	Jr.	G	Hopkinsville, Ky.	
Keith Hibbler	6-7	195	Jr.	F	St. Louis, Mo.	1.8/2.6
Kyle Hill	6-2	185	So.	G	Summit, Ill.	5.4/2.1
Merv Jospheh	6-3	212	So.	F	St. John's Antigua	
Greg Ktistou	6-0	170	So.	G	Downers Grove, Ill.	3.8/1.2/1.5
Luke Mueller	5-11	160	Fr.	G	Crystal Lake, Ill.	
Jack Owens	6-0	175	Sr.	G	Indianapolis, Ind.	11.2/3.8/4.6
Marc Polire	6-5	190	Jr.	F	East Moline, Ill.	10.3/3.3/1.0
Luke Sharp	6-8	215	Fr.	F/C	Irvington, Ill.	
Michael Shaver	6-10	210	Sr.	C	Bedford, Ind.	1.3/1.7/0.3
John Smith	6-7	235	Jr.	F	Paducah, Ky.	5.7/4.5/0.8
Jan Thompson	6-11	208	Fr.	F/C	Auburn, Ind.	



Rick Samuels
Head Coach



Dave Kidwell
SID



Jack Owens
Sr., Guard

SERIES HISTORY

Games: 3
Series Leader: Illinois leads 3-0
At Illinois: Illinois leads 3-0
At Eastern Illinois: 0-0
At Neutral Sites: 0-0
Illinois' largest winning margin: 34 (85-51),
December 8, 1986, at Champaign
Eastern Illinois' largest winning margin: N/A
Overtime games (last): 0
Kruger vs. Eastern Illinois at Illinois: 0-0
Kruger vs. Eastern Illinois all-time: 0-2
Samuels vs. Illinois at Eastern Illinois: 0-3

1998-99 SCHEDULE

Nov. 16	MISSOURI BAPTIST COLLEGE
Nov. 18	INDIANA STATE
Nov. 21	at Loyola (Chicago)
Nov. 29	at Purdue
Dec. 3	at Tennessee State
Dec. 5	at Austin Peay
Dec. 8	EVANSVILLE
Dec. 10	WESTERN ILLINOIS
Dec. 12	at Illinois
Dec. 18-19	at University of Hawaii Tournament
Dec. 29	at Illinois State
Jan. 2	MOREHEAD STATE
Jan. 4	EASTERN KENTUCKY
Jan. 7	at Tennessee Tech
Jan. 9	at Middle Tennessee State
Jan. 12	TENNESSEE STATE
Jan. 14	TENNESSEE-MARTIN
Jan. 16	MURRAY STATE
Jan. 23	SE MISSOURI STATE
Jan. 28	at Morehead State
Jan. 30	at Eastern Kentucky
Feb. 2	AUSTIN PEAY
Feb. 4	TENNESSEE TECH
Feb. 6	MIDDLE TENNESSEE ST.
Feb. 11	at Tennessee-Martin
Feb. 13	at Murray State
Feb. 20	at SE Missouri State
Feb. 23-27	at Ohio Valley Conference Tournament



George Washington Colonials



Tuesday, November 17, 1998
at Champaign, Ill.
7 p.m.



Tom Penders
Head Coach



Brad Bower
SID



Yegor Mescheriakov
Grad., Forward

GENERAL INFORMATION

Location: Washington, D.C.
Enrollment: 19,356
Arena/Capacity: Charles E. Smith Center/5,000
Nickname: Colonials
Colors: Buff and Blue
Conference: Atlantic 10 (West)
Athletic Director: Jack Kvanecz
Athletic Department Phone: (202) 994-6650
Sports Information Mailing Address:
George Washington Sports Information
600 22nd St., NW
Washington, D.C. 20052
Telephone: (202) 994-0339
Fax: (202) 994-2713
Press Row Phone: (202) 994-1776
Website: www.gwu.edu/~gwsports
Sports Information Director/Home Phone: Brad Bower/
(703) 685-1854
Basketball SID/Home Phone: Same
Bower e-mail: bbower@gwu.edu

BASKETBALL INFORMATION

Head Coach: Tom Penders (Connecticut '67)
Collegiate Coaching Record: 478-319 (27 years)
Record at George Washington: First year
Assistant Coaches: Bonzie Colson (Rhode Island '89), Tommy Penders (Texas '95)
Basketball Office Telephone: (202) 994-6651
1997-98 Overall Record: 24-9
1997-98 Conference Record/Finish: 11-5/T1st
Starters Returning/Lost: 4/1
Lettermen Returning/Lost: 11/5

GEORGE WASHINGTON ROSTER

Player	Ht.	Wt.	Yr.	Pos.	Hometown	ppg/rpg/apg
San Anyan	6-6	197	Jr.	F	Baltimore, Md.	
Seco Camara	6-5	202	Sr.	F	Lisbon, Portugal	4.0/1.6
Francisco de Miranda	6-9	220	Jr.	F	Breda, The Netherlands	5.1/3.7
Roey Eyal	6-2	160	So.	G	Jerusalem, Israel	1.2/0.8
Antxon Iturbe	6-8	252	So.	F	Vitoria, Spain	6.4/5.5
Mike King	6-5	190	So.	G	Baltimore, Md.	13.2/3.8
Mark Lund	6-0	165	Jr.	G	Klawock, Ark.	
Yegor Mescheriakov	6-8	235	Grad.	F	Minsk, Belarus	12.7/4.8
Pat Ngongba	6-8	224	So.	F	Bangui, Cent. African Rep.	4.3/4.4
Shawnta Rogers	5-4	155	Sr.	G	Baltimore, Md.	14.7/4.4/4.8
Daniel Soares	6-3	195	Jr.	G	Rio de Janeiro, Brazil	

SERIES HISTORY

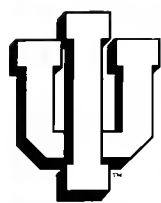
Games: First meeting
Kruger vs. George Washington all-time: 1-0

1998-99 SCHEDULE

Nov. 13	GEORGE MASON
Nov. 17	at Illinois
Nov. 29	at UNC Charlotte
Dec. 2	at American
Dec. 6-7	at BB&T Classic
Dec. 12	OLD DOMINION
Dec. 23	at Siena
Dec. 26	BRADLEY
Dec. 30	OHIO
Jan. 2	at Duquesne
Jan. 9	LA SALLE
Jan. 14	DAYTON
Jan. 17	at Xavier
Jan. 21	at St. Bonaventure
Jan. 23	at Rhode Island
Jan. 28	DUQUESNE
Jan. 31	FORDHAM
Feb. 3	at La Salle
Feb. 6	at Virginia Tech
Feb. 12	ST. JOSEPH'S
Feb. 14	at Dayton
Feb. 17	MASSACHUSETTS
Feb. 20	at Temple
Feb. 24	VIRGINIA TECH
Feb. 27	XAVIER
Mar. 3-6	at Atlantic 10 Tournament



Indiana Hoosiers



Sunday, January 3, 1999
at Bloomington, Ind.
Noon/3 p.m., CBS
Feb. 23, 24, or 25, 1999
at Champaign, Ill.
Time & TV to be announced

GENERAL INFORMATION

Location: Bloomington, Ind.
Enrollment: 36,000
Arena/Capacity: Assembly Hall/17,357
Nickname: Hoosiers
Colors: Crimson and Creme
Conference: Big Ten
Athletic Director: Clarence Doninger
Athletic Department Phone: (812) 855-1966
Sports Information Mailing Address:
Indiana Media Relations
1001 E. 17th Street
Bloomington, IN 47408
Telephone: (812) 855-9399
Fax: (812) 855-9401
Press Row Phone: (812) 855-2754
Website: www.athletics.indiana.edu
Sports Information Director/Home Phone: Kit Klingelhoffer/(812) 339-6540
Basketball SID/Home Phone: Gregg Elkin/(812) 330-0550
Elkin e-mail: gelkin@indiana.edu

BASKETBALL INFORMATION

Head Coach: Bob Knight (Ohio State '62)
Collegiate Coaching Record: 720-270 (33 years)
Record at Indiana: 618-220 (27 years)
Assistant Coaches: Mike Davis (Thomas Edison '95), Pat Knight (Indiana '95), John Treloar (Belhaven '78)
Basketball Office Telephone: (812) 855-2238
1997-98 Overall Record: 20-12
1997-98 Conference Record/Finish: 9-7/T5th
Starters Returning/Lost: 4/1
Letterwinners Returning/Lost: 7/4

INDIANA ROSTER


Player	Ht.	Wt.	Yr.	Pos.	Hometown	ppg/rpg/apg
Antwaan Randle El	5-11	180	Fr.	G	Riverdale, Ill.	
Dane Fife	6-4	190	Fr.	G	Clarkston, Mich.	
Tom Geyer	6-8	240	Fr.	F	Indianapolis, Ind.	
William Gladness	6-8	218	Sr.	F	West Memphis, Ark.	8.6/5.1/1.9
A.J. Guyton	6-1	175	Jr.	G	Peoria, Ill.	16.8/3.5/3.7
Kirk Haston	6-10	230	Fr.	F/C	Linton, Tenn.	
Kyle Hornsby	6-5	205	Fr.	G/F	Annacoca, La.	
Luke Jimenez	6-3	195	Jr.	G	Redwood Falls, Minn.	3.0/1.0/1.4
Michael Lewis	6-1	180	Jr.	G	Jasper, Ind.	6.2/2.5/4.7
Jarrod Odle	6-8	205	Fr.	F	Converse, Ind.	
Luke Recker	6-6	193	So.	G/F	Waterloo, Iowa	12.8/3.9/2.8
Larry Richardson	6-8	220	Jr.	F	Orange Park, Fla.	2.9/1.3/0.1
Rob Turner	6-4	205	Sr.	G	Wilmington, Del.	7.3/2.8/1.8
Lynn Washington	6-7	225	Jr.	F	San Jose, Calif.	



Bobby Knight
Head Coach



Gregg Elkin
SID



A.J. Guyton
Jr., Guard

SERIES HISTORY

Games: 138
Series Leader: Indiana leads 73-65
At Illinois: Illinois leads 40-29
At Indiana: Indiana leads 44-25
At Neutral Sites: 0-0
Illinois' largest winning margin: 29 (35-6), January 6, 1914, at Urbana
Indiana's largest winning margin: 40 (107-67), February 9, 1974, at Bloomington
Overtime games (last): 4 (January 11, 1984, Indiana 73, Illinois 68 at Bloomington)
Kruger vs. Indiana at Illinois: 3-0
Kruger vs. Indiana all-time: 3-0
Knight vs. Illinois at Indiana: 32-19

1998-99 SCHEDULE


Nov. 7	vs. Seton Hall
Nov. 8	vs. South Carolina
Nov. 14	INDIANA STATE
Nov. 18	ALABAMA-BIRMINGHAM
Nov. 23-25	at Maui Classic
Dec. 1	at Notre Dame
Dec. 5	TEMPLE
Dec. 8	vs. Kentucky
Dec. 11	vs. Boise State
Dec. 12	vs. Bowling Green/Grambling
Dec. 20	SAN FRANCISCO
Dec. 27	vs. Drake
Dec. 28	vs. Ball State/Bucknell
Dec. 31	at Iowa
Jan. 3	ILLINOIS
Jan. 5	at Michigan
Jan. 9	at Ohio State
Jan. 13	NORTHWESTERN
Jan. 16	at Purdue
Jan. 24	MICHIGAN STATE
Jan. 26	at Minnesota
Jan. 31	at Penn State
Feb. 3	WISCONSIN
Feb. 9	PURDUE
Feb. 13	at Northwestern
Feb. 17	OHIO STATE
Feb. 21	MICHIGAN
Feb. 23/24/25	at Illinois
Feb. 27 or 28	IOWA
March 4-7	at Big Ten Tourn.



Iowa Hawkeyes



Thursday, January 7, 1999
at Iowa City, Iowa
8:30 p.m., ESPN
Sunday, February 21, 1999
at Champaign, Ill.
1:30 p.m., ESPN-RS



Tom Davis
Head Coach



Steve Roe
SID



Kent McCausland
Sr., Guard

GENERAL INFORMATION

Location: Iowa City, Iowa
Enrollment: 27,871
Arena/Capacity: Carver-Hawkeye/15,500
Nickname: Hawkeyes
Colors: Old Gold and Black
Conference: Big Ten
Athletic Director: Bob Bowlsby
Athletic Department Phone: (319) 335-9435
Sports Information Mailing Address
Iowa Sports Information
157 Carver-Hawkeye Arena
Iowa City, IA 52242
Telephone: (319) 335-9411
Fax: (319) 335-9417
Website: www.hawkeyesports.com
Press Row Phone: (319) 335-7284
Sports Information Director/Home Phone: Phil Haddy/(319) 351-3012
Basketball SID/Home Phone: Steve Roe/(319) 339-0980
Roe e-mail: steve-roe@uiowa.edu

BASKETBALL INFORMATION

Head Coach: Tom Davis (Wisc.-Parkside '60)
Collegiate Coaching Record: 523-280 (27 years)
Record at Iowa: 249-130 (12 years)
Assistant Coaches: Gary Close (Arizona State '78), Frank DiLeo (Lafayette College '75), Rich Walker (Bowling Green '71)
Basketball Office Telephone: (319) 335-9411
1997-98 Overall Record: 20-11
1997-98 Conference Record/Finish: 9-7 (T5th)
Starters Returning/Lost: 2/3
Lettermen Returning/Lost: 7/5

IOWA ROSTER

Player	Ht.	Wt.	Yr.	Pos.	Hometown	ppg/rpg/apg
Jason Bauer	6-3	190	Sr.	G	Hudson, Iowa	
Kyle Galloway	6-5	185	So.	G	Sioux City, Iowa	4.2/1.8
Marcelo Gomes	6-6	220	So.	F	San Antonio, Texas	
Duez Henderson	6-7	200	Fr.	F	Detroit, Mich.	
Jacob Jaacks	6-8	235	Jr.	C	Cedar Rapids, Iowa	
J.R. Koch	6-10	225	Sr.	F	Morton, Ill.	6.9/3.3
Ryan Luehrmann	5-11	175	Jr.	G	Cedar Rapids, Iowa	4.0/1.9/3.7
Kent McCausland	6-3	190	Sr.	G	Waterloo, Iowa	9.6/2.2
Dean Oliver	5-11	175	So.	G	Mason City, Iowa	8.8/2.5/4.1
Jason Price	6-0	170	Jr.	G	Chicago, Ill.	
Antonio Ramos	7-2	215	Fr.	C	Minneapolis, Minn.	
Joey Range	6-5	200	Fr.	G	Galesburg, Ill.	
Guy Rucker	6-10	270	Jr.	C	Inkster, Mich.	6.6/3.3
Rod Thompson	6-6	230	Fr.	F	Galesburg, Ill.	

SERIES HISTORY

Games: 124
Series Leader: Illinois leads 64-60
At Illinois: Illinois leads 50-13
At Iowa: Iowa leads 47-14
At Neutral Sites: 0-0
Illinois' largest winning margin: 32 (66-34), January 19, 1943, at Champaign
Iowa's largest winning margin: 25 (95-70), January 4, 1975, at Iowa City
Overtime games (last): 7 (February 11, 1995, Illinois 104, Iowa 97 at Champaign)
Kruger vs. Iowa at Illinois: 3-1
Kruger vs. Iowa all-time: 3-1
Davis vs. Illinois at Iowa: 10-14

1998-99 SCHEDULE

Nov. 15	vs. Western Illinois
Nov. 19	NORTHERN IOWA
Nov. 25	CREIGHTON
Dec. 1	at Drake
Dec. 4-5	at Hawkeye Invitational
Dec. 8	at Kansas
Dec. 12	IOWA STATE
Dec. 19	MISSOURI
Dec. 23	COPPIN STATE
Dec. 31	INDIANA
Jan. 3	at Northwestern
Jan. 7	ILLINOIS
Jan. 12	at Ohio State
Jan. 16	at Minnesota
Jan. 21	at Michigan State
Jan. 23	WISCONSIN
Jan. 27	PENN STATE
Jan. 30	at Michigan
Feb. 4	at Purdue
Feb. 6	MICHIGAN STATE
Feb. 10	MINNESOTA
Feb. 13	OHIO STATE
Feb. 21	at Illinois
Feb. 23/24/25	NORTHWESTERN
Feb. 27/28	at Indiana
March 4-7	at Big Ten Tournament



Kansas Jayhawks



Saturday, December 19, 1998
at Kansas City, Mo.
(Kemper Arena)
3 p.m., CBS



Roy Williams
Head Coach



Dean Buchan
SID



T.J. Pugh
Sr., Forward

GENERAL INFORMATION

Location: Lawrence, Kan.
Enrollment: 27,407
Arena/Capacity: Allen Fieldhouse/16,300
Nickname: Jayhawks
Colors: Crimson and Blue
Conference: Big 12
Athletic Director: Dr. Bob Frederick
Athletic Department Phone: (785) 864-3143
Sports Information Mailing Address:
Kansas Sports Information
104 Allen Fieldhouse
Lawrence, KS 66045
Telephone: (785) 864-3470
Fax: (785) 864-7944
Press Row Phone: TBA
Website: www.jayhawks.org
Sports Information Director/Home Phone: Doug Vance/(785) 841-1247
Basketball SID/Home Phone: Dean Buchan/(785) 766-5229
Buchan e-mail: kusports@falcon.cc.ukans.edu

SERIES HISTORY

Games: 1
Series leader: Illinois leads 1-0
At Illinois: 0-0
At Kansas: 0-0
At Neutral Sites: Illinois leads 1-0
Illinois' largest winning margin: 6 (81-75), November 29, 1987,
at Maui, Hawaii
Kansas' largest winning margin: N/A
Overtime games (last): 0
Kruger vs. Kansas at Illinois: 0-0
Kruger vs. Kansas all-time: 4-9
Williams vs. Illinois at Kansas: 0-0

BASKETBALL INFORMATION

Head Coach: Roy Williams (North Carolina '72)
Collegiate Coaching Record: 282-62 (10 years)
Record at Kansas: Same
Assistant Coaches: Matt Doherty (North Carolina '84), Neil
Dougherty (Cameron '84), Joe Holladay (Oklahoma '69)
Basketball Office Telephone: (785) 864-3056
1997-98 Overall Record: 35-4
1997-98 Conference Record/Finish: 15-1/1st
Starters Returning/Lost: 2/3
Lettermen Returning/Lost: 9/4

KANSAS ROSTER

Player	Ht.	Wt.	Yr.	Pos.	Hometown	ppg/rpg/apg
Luke Axtell	6-9	210	So.	G/F	Austin, Texas	
Jeff Boschee	6-1	185	Fr.	G	Valley City, N.D.	
Nick Bradford	6-6	190	Jr.	G/F	Fayetteville, Ark.	4.2/2.5/1.7
Jeff Carey	6-9	230	Fr.	F/C	Camdenton, Mo.	
Eric Chenowith	7-0	235	So.	C	Villa Park, Calif.	5.9/4.9
John Crider	6-3	180	Fr.	G	Horton, Kan.	
Lester Earl	6-8	235	Jr.	F	Baton Rouge, La.	7.6/6.5
Kenny Gregory	6-5	215	So.	G/F	Columbus, Ohio	7.1/2.0/1.3
Jelani Janisse	6-3	210	Sr.	G	Granada Hills, Calif.	0.7/0.8
Ashante Johnson	6-8	210	Jr.	F	San Diego, Calif.	
Marlon London	6-3	180	Fr.	G	Broadview, Ill.	
Chris Martin	6-2	190	Sr.	G	Overland Park, Kan.	0.7/0.5
Terry Nooner	6-0	170	Jr.	G	Raytown, Mo.	1.0/0.2
T.J. Pugh	6-8	240	Sr.	F	Omaha, Neb.	5.7/5.0/0.6
Ryan Robertson	6-5	190	Sr.	G	St. Charles, Mo.	8.3/2.8/6.4

1998-99 SCHEDULE

Nov. 13	GONZAGA
Nov. 16	at Pennsylvania
Nov. 21	FORT HAYS STATE
Nov. 27	at Tip-Off Classic
Dec. 1	at Great Eight vs. Kentucky
Dec. 5	at John Wooden Classic
Dec. 8	IOWA
Dec. 12	SOUTHERN CALIFORNIA
Dec. 17	DePaul
Dec. 19	at Sprint Shootout vs. Illinois
Dec. 23	at St. Louis
Jan. 2	TEXAS A&M
Jan. 6	at Baylor
Jan. 9	IOWA STATE
Jan. 11	at Missouri
Jan. 16	at Massachusetts
Jan. 18	TEXAS
Jan. 24	MISSOURI
Jan. 27	at Nebraska
Jan. 30	COLORADO
Feb. 1	at Kansas State
Feb. 7	at Colorado
Feb. 10	NEBRASKA
Feb. 13	at Texas Tech
Feb. 17	KANSAS STATE
Feb. 20	at Oklahoma
Feb. 22	OKLAHOMA STATE
Feb. 28	at Iowa State
March 4-7	at Big 12 Tournament



Michigan Wolverines



Wednesday, January 18, 1999
at Ann Arbor, Mich.
7 p.m., ESPN Regional



Brian Ellerbe
Head Coach



Bruce Madej
SID



Louis Bullock
Jr., Guard

GENERAL INFORMATION

Location: Ann Arbor, Mich.
Enrollment: 36,450
Arena/Capacity: Crisler Arena/13,562
Nickname: Wolverines
Colors: Maize and Blue
Conference: Big Ten
Athletic Director: Tom Goss
Athletic Department Phone: (734) 647-2583
Sports Information Mailing Address:
Michigan Sports Information
1000 S. State St.
Ann Arbor, MI 48109
Telephone: (734) 763-4423
Fax: (734) 647-1188
Press Row Phone: (734) 998-7188
Website: www.umich.edu/~mgoblue
Sports Information Director/Home Phone: Bruce Madej/
(734) 971-2549
Basketball SID/Home Phone: B.J. Sohn/(734) 481-9336
Sohn e-mail: bjsohn@umich.edu

BASKETBALL INFORMATION

Head Coach: Brian Ellerbe (Rutgers '85)
Collegiate Coaching Record: 59-56 (4 years)
Record at Michigan: 25-9 (1 year)
Assistant Coaches: Scott Trost (Minnesota-Harris '85), Kurtis Townsend (Western Kentucky '81), Lorenzo Neely (Eastern Michigan '91)
Basketball Office Telephone: (734) 763-5504
1997-98 Overall Record: 25-9
1997-98 Conference Record/Finish: 11-5/4th
Starters Returning/Lost: 2/3
Lettermen Returning/Lost: 9/4

MICHIGAN ROSTER

Player	Ht.	Wt.	Yr.	Pos.	Hometown	ppg/rpg/apg
Josh Asselin	6-11	225	So.	C/F	Caro, Mich.	
Louis Bullock	6-3	180	Sr.	G	Temple Hills, Md.	17.1/3.3
Leon Jones	6-5	200	Fr.	G/F	Battle Creek, Mich.	
Ron Oliver	6-0	175	Sr.	G	Little Rock, Ar.	0.7/0.3
Robbie Reid	6-1	185	Sr.	G	Spanish Fork, Utah	8.2/2.4/3.4
Donté Scott	6-2	180	So.	G	Canton, Mich.	
Brandon Smith	6-7	190	So.	F	Amarillo, Texas	3.2/1.3
Darius Taylor	6-4	190	Sr.	G/F	Chicago, Ill.	
Chris Young	6-10	210	Fr.	C/F	Plymouth, Mich.	
Perer Vignier	6-11	240	Jr.	C	Teaneck, N.J.	0.3/0.7

SERIES HISTORY

Games: 133
Series Leader: Illinois leads 67-66
At Illinois: Illinois leads 44-23
At Michigan: Michigan leads 42-23
At Neutral Sites: Michigan leads 1-0
Illinois' largest winning margin: 30 (96-66), Dec. 15, 1953,
at Champaign
Michigan's largest winning margin: 26 (42-16), Feb. 25, 1922, at Ann Arbor
Overtime games (last): 5 (March 10, 1993, Michigan 98, Illinois 97
at Champaign)
Kruger vs. Michigan at Illinois: 2-1
Kruger vs. Michigan all-time: 2-1
Ellerbe vs. Illinois at Michigan: 0-1

1998-99 SCHEDULE

Nov. 13	at Florida International
Nov. 16	BALL STATE
Nov. 19	DETROIT-MERCY
Nov. 23-25	at Maui Classic
Nov. 30	TOWSON STATE
Dec. 2	BRADLEY
Dec. 6	vs. Western Michigan
Dec. 9	at Eastern Michigan
Dec. 12	at Duke
Dec. 21	HAMPTON
Dec. 27	at Florida
Dec. 30	WISCONSIN
Jan. 2	at Penn State
Jan. 5	INDIANA
Jan. 9	at Michigan State
Jan. 16	OHIO STATE
Jan. 20	at Minnesota
Jan. 23	at Purdue
Jan. 28	ILLINOIS
Jan. 30	IOWA
Feb. 4	at Northwestern
Feb. 7	MINNESOTA
Feb. 9	at Ohio State
Feb. 16	MICHIGAN STATE
Feb. 21	at Indiana
Feb. 23/24/25	PENN STATE
Feb. 27/28	at Wisconsin
March 4-7	at Big Ten Tournament



Michigan State Spartans

S

Saturday, January 16, 1999
at Champaign, Ill.
7 p.m., ESPN Regional
Thursday, February 11, 1999
at East Lansing, Mich.
6:30 p.m., ESPN

GENERAL INFORMATION

Location: East Lansing, Mich.
Enrollment: 42,603
Arena/Capacity: Breslin Center/15,138
Nickname: Spartans
Colors: Green and White
Conference: Big Ten
Athletic Director: Merritt Norvell
Athletic Department Phone: (517) 355-1623
Sports Information Mailing Address:
Michigan State Sports Information
401 Olds Hall
East Lansing, MI 48824
Telephone: (517) 355-2271
Fax: (517) 355-6609
Press Row Phone: (517) 353-1626
Website: www.msuspartans.com
Sports Information Director/Home Phone: John Lewandowski/
(517) 381-9456
Basketball SID/Home Phone: John Farina/(517) 351-9062
Farina e-mail: athlj@msu.edu

BASKETBALL INFORMATION

Head Coach: Tom Izzo (Northern Michigan '77)
Collegiate Coaching Record: 55-36 (3 years)
Record at Michigan State: Same
Assistant Coaches: Tom Crean (Central Michigan '89), Stan Heath
(Eastern Michigan '88), Mike Garland (Northern Michigan '77)
Basketball Office Telephone: (517) 355-1643
1997-98 Overall Record: 22-8
1997-98 Conference Record/Finish: 13-3/T1st
Starters Returning/Lost: 5/0
Lettermen Returning/Lost: 14/1

MICHIGAN STATE ROSTER

Player	Ht.	Wt.	Yr.	Pos.	Hometown	ppg/rpg/apg
Adam Ballinger	6-9	225	Fr.	F	Bluffton, Ind.	
Charlie Bell	6-3	185	So.	G	Flint, Mich.	9.2/4.4/1.3
Mike Chappell	6-9	195	Jr.	G	Southfield, Mich.	
Steve Cherry	6-6	190	So.	F	Coldwater, Mich.	
Mateen Cleaves	6-2	195	Jr.	G	Flint, Mich.	16.1/2.5/7.2
Doug Davis	6-3	165	So.	G	Columbus, Ohio	2.1/0.8
A.J. Granger	6-9	230	Jr.	F	Findlay, Ohio	2.6/1.8
Lorenzo Guess	6-3	190	So.	G	Wayne, Mich.	
Andre Hutson	6-8	210	So.	F	Trotwood, Ohio	7.5/5.2
Thomas Kelley	6-2	190	Sr.	G	Grand Rapids, Mich.	
Jason Klein	6-7	200	Sr.	G/F	Grosse Ile, Mich.	11.2/3.7/1.3
Ken Miller	6-10	245	So.	C	St. Clair Shores, Mich.	
Morris Peterson	6-6	210	Jr.	F	Flint, Mich.	8.0/3.5
Antonio Smith	6-8	250	Sr.	F	Flint, Mich.	7.9/8.7
Brandon Smith	5-10	165	So.	G	Rochester, N.Y.	
David Thomas	6-7	195	Jr.	G/F	Brampton, Ontario	3.5/3.8



Tom Izzo
Head Coach



John Farina
SID



Mateen Cleaves
Jr., Guard

SERIES HISTORY

Games: 85
Series Leader: Illinois leads 45-40
At Illinois: Illinois leads 29-13
At Michigan State: Michigan State leads 27-15
At Neutral Sites: Illinois leads 1-0
Illinois' largest winning margin: 32 (121-89), March 9, 1965,
at Champaign
Michigan State's largest winning margin: 22 (89-67), February 25,
1978, at East Lansing
Overtime games (last): 0
Kruger vs. Michigan State at Illinois: 3-1
Kruger vs. Michigan State all-time: 3-2
Izzo vs. Illinois at Michigan State: 3-3

1998-99 SCHEDULE

Nov. 13	NORTHEAST LOUISIANA
Nov. 17	at Oakland
Nov. 20	at Temple
Nov. 27-28	at Coca-Cola Classic
Dec. 2	vs. Duke (at Great Eight Tournament)
Dec. 5	at Connecticut
Dec. 10	at East Tennessee State
Dec. 13	ILLINOIS-CHICAGO
Dec. 21-23	at Pearl Harbor Classic
Dec. 30	UNC-ASHEVILLE
Jan. 2	LOUISVILLE
Jan. 6	at Wisconsin
Jan. 9	MICHIGAN
Jan. 13	MINNESOTA
Jan. 16	at Illinois
Jan. 21	IOWA
Jan. 24	at Indiana
Jan. 27	OHIO STATE
Jan. 30	NORTHWESTERN
Feb. 2	at Penn State
Feb. 6	at Iowa
Feb. 11	ILLINOIS
Feb. 13	at Minnesota
Feb. 16	PURDUE
Feb. 18	at Michigan
Feb. 20	WISCONSIN
Feb. 27/28	at Purdue
March 4-7	at Big Ten Tournament



Minnesota Golden Gophers




Wednesday, February 3, 1999
at Minneapolis, Minn.
7 p.m., ESPN-Regional



Clem Haskins
Head Coach



Bill Crumley
SID



Quincy Lewis
Sr., Forward

GENERAL INFORMATION

Location: Minneapolis, Minn.
Enrollment: 37,615
Arena/Capacity: Williams Arena/14,625
Nickname: Golden Gophers
Colors: Maroon and Gold
Conference: Big Ten
Athletic Director: Dr. Mark Dienharr
Athletic Department Phone: (612) 625-4838
Sports Information Mailing Address:
Minnesota Sports Information
BFAB Rm. 208
516 15th Ave. SE
Minneapolis, MN 55454
Telephone: (612) 625-4090
Fax: (612) 625-0359
Press Row Phone: (612) 626-1308
Website: www.gophersports.com
Sports Information Director/Home Phone: Marc Ryan/(612) 722-4504
Basketball SID/Home Phone: Bill Crumley/(612) 425-5886
Crumley e-mail: crum1001@maroon.rc.umn.edu

BASKETBALL INFORMATION

Head Coach: Clem Haskins (Western Kentucky '67)
Collegiate Coaching Record: 324-227 (18 years)
Record at Minnesota: 223-154 (12 years)
Assistant Coaches: Bobby Jones (Western Kentucky '84), Bill Brown (SW Missouri State '92), Brent Haskins (Minnesota '98)
Basketball Office Telephone: (612) 625-3085
1997-98 Overall Record: 20-15
1997-98 Conference Record/Finish: 6-10/8th
Starters Returning/Lost: 3/2
Lettermen Returning/Lost: 7/3

MINNESOTA ROSTER

Player	Ht.	Wt.	Yr.	Pos.	Hometown	ppg/rpg/apg
John Aune	6-9	250	Fr.	C/F	Maple Grove, Minn.	
John Blair Bickerstaff	6-6	190	Jr.	F	Denver, Colo.	
Antoine Broxsie	6-10	230	So.	C	Tampa, Fla.	1.5/2.3
Kevin Burleson	6-2	190	Fr.	G	Seattle, Wash.	
Kevin Clark	6-2	180	Sr.	G	Savannah, Ga.	11.6/4.1/2.1
Greg Halbert	6-8	200	Fr.	F	White Bear Lake, Minn.	
Ryan Kearing	5-11	175	Fr.	G	Minnetonka, Minn.	
Quincy Lewis	6-7	215	Sr.	F	Little Rock, Ark.	14.5/5.6
Kevin Nathaniel	6-5	210	So.	G/F	Camarillo, Calif.	2.01/1.7
Mitch Ohnstad	6-2	175	So.	G	Faribault, Minn.	
Joell Przybilla	7-0	250	Fr.	C	Monticello, Minn.	
Dusty Rychart	6-7	210	Fr.	F	Grand Rapids, Minn.	
Kyle Sanden	6-11	260	So.	F/C	Thief River Falls, Minn.	4.4/2.3
Terrance Simmons	6-3	185	So.	G	Houghton, La.	
Nick Sinville	6-6	225	Fr.	F	Shreveport, La.	
Jason Stanford	6-6	185	Sr.	F	Milwaukee, Wis.	2.0/1.6
Jermaine Stanford	6-6	185	Sr.	F	Milwaukee, Wis.	0.4/0.7
Miles Tarver	6-8	230	Sr.	F	Oakland, Calif.	4.4/6.3

SERIES HISTORY

Games: 152
Series Leader: Illinois leads 93-59
At Illinois: Illinois leads 60-16
At Minnesota: Minnesota leads 42-33
At Neutral Sites: Minnesota leads 1-0
Illinois' largest winning margin: 36 (86-50), Feb. 11, 1968, at Champaign
Minnesota's largest winning margin: 39 (42-3), January 31, 1907, at Minneapolis
Overtime games (last): 4 (February 22, 1995, Illinois 94, Minnesota 88 at Champaign)
Kruger vs. Minnesota at Illinois: 2-1
Kruger vs. Minnesota all-time: 2-5
Haskins vs. Illinois at Minnesota: 8-13

1998-99 SCHEDULE

Nov. 21	APPALACHIAN STATE
Nov. 24	SETON HALL
Nov. 28	WINTHROP
Nov. 30	OREGON
Dec. 4	at Fresno State
Dec. 12	EASTERN MICHIGAN
Dec. 16	CINCINNATI
Dec. 19	at Nebraska
Dec. 22	MONTANA STATE
Dec. 28	SACRAMENTO STATE
Jan. 2	at Purdue
Jan. 6	NORTHWESTERN
Jan. 9	PENN STATE
Jan. 13	at Michigan State
Jan. 16	IOWA
Jan. 20	MICHIGAN
Jan. 23	at Ohio State
Jan. 26	INDIANA
Jan. 30	at Wisconsin
Feb. 3	ILLINOIS
Feb. 7	at Michigan
Feb. 10	at Iowa
Feb. 13	MICHIGAN STATE
Feb. 17	at Penn State
Feb. 23/24/25	PURDUE
Feb. 27	at Northwestern
March 4-7	at Big Ten Tournament


Missouri Tigers



Tuesday, December 22, 1998
at St. Louis, Mo.
(Kiel Center)
8 p.m., ESPN Regional



Norm Stewart
Head Coach



Chad Moller
SID



John Woods
Sr., Guard

GENERAL INFORMATION

Location: Columbia, Mo.
Enrollment: 22,500
Arena/Capacity: Hearnese Center/13,300
Nickname: Tigers
Colors: Old Gold and Black
Conference: Big 12 (North)
Athletic Director: Gene McArtor (Interim)
Athletic Department Phone: (573) 882-6501
Sports Information Mailing Address:
Missouri Sports Information
P.O. Box 677-Hearnese Center
Columbia, MO 65205
Telephone: (573) 882-3241
Fax: (573) 882-4720
Press Row Phone: (573) 882-1442
Website: www.fansonly.com/schools/miss/

Sports Information Director/Home Phone: Bob Brendel/(573) 874-0453
Basketball SID/Home Phone: Chad Moller/(573) 474-6620
Moller e-mail: chad_moller@muccmail.missouri.edu

BASKETBALL INFORMATION

Head Coach: Norm Stewart (Missouri '56)
Collegiate Coaching Record: 711-366 (37 years)
Record at Missouri: 614-324 (31 years)
Assistant Coaches: Kim Anderson (Missouri '77), Rich Daly (NE Missouri '62), Lynn Hardy (Missouri '93)
Basketball Office Telephone: (573) 882-3463
1997-98 Overall Record: 17-15
1997-98 Conference Record/Finish: 8-8/T5th
Starters Returning/Lost: 3/2
Lettermen Returning/Lost: 8/3

MISSOURI ROSTER

Player	Ht.	Wt.	Yr.	Pos.	Hometown	ppg/rpg/apg
Keyon Dooling	6-3	180	Fr.	G	Ft. Lauderdale, Fla.	
Clarence Gilbert	6-2	180	Fr.	G	Ft. Lauderdale, Fla.	
Brian Grawer	6-0	166	So.	G	St. Louis, Mo.	5.9/2.4
Jeff Hafer	6-5	215	Jr.	G	Joplin, Mo.	5.8/3.4
Monte Hardge	6-11	335	Sr.	C	Jefferson City, Mo.	7.0/5.9
Johnnie Parker	6-6	220	So.	G/F	St. Louis, Mo.	3.7/2.2
Matt Rowan	6-7	230	Fr.	F	Liberty, Mo.	
Pat Schumacher	7-0	250	Fr.	C	St. Louis, Mo.	
Mark Wampler	6-5	195	Jr.	G/F	Savannah, Mo.	
Steve Weaver	6-0	165	Fr.	G	St. Louis, Mo.	
Albert White	6-5	238	Jr.	G/F	Inkster, Mich.	10.9/4.9
John Woods	6-3	202	Sr.	G	McKinney, Texas	11.4/2.4

SERIES HISTORY

Games: 28
Series Leader: Illinois leads 18-10
At Illinois: Illinois leads 4-1
At Missouri: Illinois leads 3-2
At Neutral Sites: Illinois leads 11-7
Illinois' largest winning margin: 28 (77-49), December 4, 1954, at Champaign
Missouri's largest winning margin: 17 (61-44), December 23, 1991, at St. Louis
Overtime games (last): 4 (December 20, 1995, Illinois 96, Missouri 85)
Kruger vs. Missouri at Illinois: 1-1
Kruger vs. Missouri all-time: 4-9
Stewart vs. Illinois at Missouri: 8-13

1998-99 SCHEDULE

Nov. 13	JACKSON STATE
Nov. 18	SW MISSOURI STATE
Nov. 20	Chase NIT Second Round
Nov. 23	AUSTIN PEAY
Nov. 25	Chase NIT Semifinals
Nov. 27	Chase NIT Finals
Nov. 29	SW TEXAS STATE
Dec. 1	NICHOLLS STATE
Dec. 5	IDAHO
Dec. 9	ARKANSAS-PINE BLUFF
Dec. 12	at SMU
Dec. 19	at Iowa
Dec. 22	Illinois
Dec. 30	CENTENARY COLLEGE
Jan. 2	NEBRASKA
Jan. 6	at Kansas State
Jan. 9	at Texas A&M
Jan. 11	KANSAS
Jan. 16	at Colorado
Jan. 24	at Kansas
Jan. 27	KANSAS STATE
Jan. 30	BAYLOR
Feb. 3	TEXAS TECH
Feb. 6	at Nebraska
Feb. 8	at Iowa State
Feb. 13	COLORADO
Feb. 15	OKLAHOMA
Feb. 20	at Oklahoma State
Feb. 24	IOWA STATE
Feb. 27	at Texas
Mar. 4-7	at Big 12 Tournament



Northwestern Wildcats



Saturday, January 9, 1999
at Champaign, Ill.
1:30 p.m., ESPN-RS
Wednesday, February 17, 1999
at Evanston, Ill.
7 p.m., ESPN-Regional



Kevin O'Neill
Head Coach



Chris Hughes
SID



Evan Eschmeyer
Sr., Center

GENERAL INFORMATION

Location: Evanston, Ill.
Enrollment: 7,400
Arena/Capacity: Welsh-Ryan Arena/8,117
Nickname: Wildcats
Colors: Purple and White
Conference: Big Ten
Athletic Director: Rick Taylor
Athletic Department Phone: (847) 491-8880
Sports Information Mailing Address:
Northwestern Sports Information
1501 Central Street
Evanston, IL 60208
Telephone: (847) 491-7503
Fax: (847) 491-8818
Press Row Phone: (847) 491-8852
Website: www.nusports.com
Sports Information Director/Home Phone: Brad Hurlbut/(773) 769-3709
Basketball SID/Home Phone: Chris Hughes/(773) 764-8203
Hughes e-mail: c-hughes@nwu.edu

BASKETBALL INFORMATION

Head Coach: Kevin O'Neill (McGill '79)
Collegiate Coaching Record: 150-137 (10 years)
Record at Northwestern: 10-17 (1 year)
Assistant Coaches: Bob Beyer (Alfred State '84), Brian Gregory (Oakland '90), Billy Schmidt (Wake Forest '92)
Basketball Office Telephone: (847) 491-7906
1997-98 Overall Record: 10-17
1997-98 Conference Record/Finish: 3-13/10th
Starters Returning/Lost: 4/1
Lettermen Returning/Lost: 8/1

NORTHWESTERN ROSTER

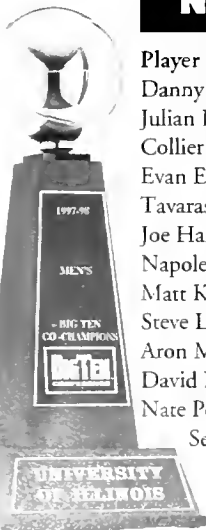
Player	Ht.	Wt.	Yr.	Pos.	Hometown	ppg/rpg/apg
Danny Allouche	6-5	193	Sr.	G	Omer, Israel	
Julian Bonner	6-1	203	Sr.	G	Detroit, Mich.	9.0/2.8
Collier Drayton	6-3	180	Fr.	G	Lyons, N.Y.	
Evan Eschmeyer	6-11	244	Sr.	C	New Knoxville, Ohio	21.7/10.7
Tavaras Hardy	6-7	215	Fr.	F	Joliet, Ill.	
Joe Harmsen	6-9	248	Sr.	F	Fond du Lac, Wis.	3.9/3.1
Napoleon Harris	6-3	209	So.	G	Dixmoor, Ill.	5.3/5.6
Matt Kamrath	6-1	165	Jr.	G	Boca Raton, Fla.	
Steve Lepore	6-5	200	Fr.	G/F	North Olmsted, Ohio	
Aron Molnar	6-11	242	Jr.	C	Mississauga, Ontario	4.5/2.7
David Newman	6-0	170	Fr.	G	Des Moines, Iowa	
Nate Pomeday	6-3	196	Sr.	G	Cedar Grove, Wis.	3.5/1.2
Sean Wink	6-2	176	So.	G	Brea, Calif.	12.1/2.4

SERIES HISTORY

Games: 140
Series Leader: Illinois leads 108-32
At Illinois: Illinois leads 55-12
At Northwestern: Illinois leads 53-20
At Neutral Sites: 0-0
Illinois' largest winning margin: 42 (twice), February 27, 1943, at Chicago, 86-44; March 8, 1995, at Champaign, 99-57
Northwestern's largest winning margin: 16 (88-72), March 8, 1958, at Evanston
Overtime games (last): 1 (Jan. 11, 1969, Illinois 82, Northwestern 77 at Evanston)
Kruger vs. Northwestern at Illinois: 3-0
Kruger vs. Northwestern all-time: 3-0
O'Neill vs. Illinois at Northwestern: 0-2

1998-99 SCHEDULE

Nov. 17	MAINE
Nov. 21	OAKLAND
Nov. 25	ST. FRANCIS (N.Y.)
Nov. 28	FURMAN
Dec. 5	DAYTON
Dec. 14	UW-MILWAUKEE
Dec. 19	at Seton Hall
Dec. 23	BOSTON COLLEGE
Dec. 27	LONG BEACH STATE
Jan. 3	IOWA
Jan. 6	at Minnesota
Jan. 9	at Illinois
Jan. 13	at Indiana
Jan. 16	WISCONSIN
Jan. 20	PENN STATE
Jan. 23	TEXAS-PAN AMERICAN
Jan. 27	PURDUE
Jan. 30	at Michigan State
Feb. 4	MICHIGAN
Feb. 6	at Penn State
Feb. 10	at Wisconsin
Feb. 13	INDIANA
Feb. 17	ILLINOIS
Feb. 20	at Ohio State
Feb. 23/24/25	at Iowa
Feb. 27	MINNESOTA
March 4-7	at Big Ten Tournament



Ohio State Buckeyes



Saturday, January 30, 1999
at Champaign, Ill.
3:30 p.m., ESPN-RS

GENERAL INFORMATION

Location: Columbus, Ohio
Enrollment: 48,300
Arena/Capacity: Value City Arena at the Jerome Schottenstein Center/19,500
Nickname: Buckeyes
Colors: Scarlet and Gray
Conference: Big Ten
Athletic Director: Andy Geiger
Athletic Department Phone: (614) 292-7572
Sports Information Mailing Address:
Ohio State Athletic Communications
Room 124-St. John Arena
410 Woody Hayes Drive
Columbus, Ohio 43210
Telephone: (614) 292-6861
Fax: (614) 292-8547
Press Row Phone: (614) 292-1812
Website: www.ohiostatebuckeyes.com

Sports Information Director/Home Phone: Gerry Emig/(614) 792-3080
Basketball SID/Home Phone: Dan Wallenberg/(614) 459-2179
Wallenberg e-mail: dwallenberg@buckeyes.ath.ohio-state.edu

BASKETBALL INFORMATION

Head Coach: Jim O'Brien (Boston College '71)
Collegiate Coaching Record: 243-239 (16 years)
Record at Ohio State: 8-22 (1 year)
Assistant Coaches: Paul Biancardi (Salem State '85), Rock Boyages (Bowdoin College '85), Dave Spiller (Canisius '78)
Basketball Office Telephone: (614) 292-0505
1997-98 Overall Record: 8-22
1997-98 Conference Record/Finish: 1-15/11th
Starters Returning/Lost: 4/1
Lettermen Returning/Lost: 8/1

OHIO STATE ROSTER

Player	Ht.	Wt.	Yr.	Pos.	Hometown	ppg/rpg/apg
Brian Brown	6-3	187	Fr.	G	Brooklyn, N.Y.	
Neshaun Coleman	6-3	195	Sr.	G	Toledo, Ohio	
Will Dudley	6-8	210	Fr.	F	Brooklyn, N.Y.	
Shamar Herron	6-9	247	So.	F	Detroit, Mich.	
Brad Hosker	6-3	215	So.	G	Columbus, Ohio	
Ken Johnson	6-11	220	Jr.	C	Detroit, Mich.	6.8/4.2
James "Scoonie" Penn	5-10	175	Jr.	G	Salem, Mass.	
Michael Redd	6-5	193	So.	G	Columbus, Ohio	21.9/6.5
George Reese	6-7	220	Jr.	F	Columbus, Ohio	
Jon Sanderson	6-7	213	So.	F/G	Lexington, Ohio	9.1/5.5
Jason Singleton	6-6	200	Sr.	G/F	Detroit, Mich.	10.7/4.8
Slobodan Savovic	6-5	210	Fr.	G	Montenegro, Yugoslavia	
Kwadjo Steele	6-6	198	Jr.	F	Dayton, Ohio	



Jim O'Brien
Head Coach



Dan Wallenberg
SID



Michael Redd
So., Guard

SERIES HISTORY

Games: 146
Series Leader: Illinois leads 92-54
At Illinois: Illinois leads 54-20
At Ohio State: Illinois leads 38-34
At Neutral Sites: 0-0
Illinois' largest winning margin: 47 (111-64), February 11, 1956, at Champaign
Ohio State's largest winning margin: 34 (89-55), Jan. 19, 1991, at Columbus
Overtime games (last): 2 (January 14, 1982, Ohio State 51, Illinois 50 at Champaign)
Kruger vs. Ohio State at Illinois: 3-0
Kruger vs. Ohio State all-time: 3-0
O'Brien vs. Illinois at Ohio State: 0-1

1998-99 SCHEDULE

Nov. 13	OAKLAND
Nov. 15	ALABAMA
Nov. 18	ROBERT MORRIS
Nov. 20	PENN STATE
Nov. 22	ARMY
Nov. 24	TENNESSEE TECH
Nov. 28	at Vanderbilt
Dec. 5	at Toledo
Dec. 14	TENNESSEE-MARTIN
Dec. 17	FLORIDA ATLANTIC
Dec. 21-23	at Puerto Rico Holiday Classic
Dec. 27	at Miami (Fla.)
Jan. 2	at Wisconsin
Jan. 9	INDIANA
Jan. 12	IOWA
Jan. 16	at Michigan
Jan. 19	PURDUE
Jan. 23	MINNESOTA
Jan. 27	at Michigan State
Jan. 30	at Illinois
Feb. 6	at Purdue
Feb. 9	MICHIGAN
Feb. 13	at Iowa
Feb. 17	at Indiana
Feb. 20	NORTHWESTERN
Feb. 24	WISCONSIN
Feb. 27	at Penn State
March 4-7	at Big Ten Tournament



Penn State Nittany Lions



Saturday, January 23, 1999
at Champaign, Ill.
1 p.m., ESPN Regional



Jerry Dunn
Head Coach



Patrick Donghia
SID



Jarrett Stephens
Sr., Forward

GENERAL INFORMATION

Location: University Park, Pa.
Enrollment: 32,715
Arena/Capacity: Bryce Jordan Center/15,261
Nickname: Nittany Lions
Colors: Blue and White
Conference: Big Ten
Athletic Director: Tim Curley
Athletic Department Phone: (814) 865-1086
Sports Information Mailing Address:
Penn State Sports Information
101D Bryce Jordan Center
University Park, PA 16803
Telephone: (814) 865-1757
Fax: (814) 863-3165
Press Row Phone: (814) 863-3516
Website: www.psu.edu
Sports Information Director/Home Phone: Jeff Nelson/(814) 234-1411
Basketball SID/Home Phone: Partick Donghia/(814) 235-6745
Donghia e-mail: pad11@psu.edu

BASKETBALL INFORMATION

Head Coach: Jerry Dunn (George Mason '80)
Collegiate Coaching Record: 50-37 (3 years)
Record at Penn State: Same
Assistant Coaches: Chuck Swenson (Indiana '76), Mike Boyd (Northern Michigan '70), Christian Appleman (Penn State '90)
Basketball Office Telephone: (814) 865-5494
1997-98 Overall Record: 19-13
1997-98 Conference Record/Finish: 8-8/7th
Starters Returning/Lost: 5/1
Letterment Returning/Lost: 11/2

PENN STATE ROSTER

Player	Ht.	Wt.	Yr.	Pos.	Hometown	ppg/rpg/apg
Stephan Bekale	6-9	235	Fr.	F/C	Libraville, Gabon	
Calvin Booth	6-11	226	Sr.	C	Reynoldsburg, Ohio	11.8/6.5
Jon Branam	6-0	160	Jr.	G	Harrisburg, Pa.	
Gyasi Cline-Heard	6-7	220	So.	F	Houston, Texas	3.0/2.3
Joe Crispin	6-1	185	So.	G	Pitman, N.J.	9.6/1.9
Dan Earl	6-4	193	Sr.	G	Medford Lakes, N.J.	8.4/3.2
Greg Grays	6-0	183	So.	G	Southfield, Mich.	6.0/1.3
Titus Ivory	6-4	210	So.	G	Charlotte, N.C.	5.4/2.9/2.0
Carl Jackson	6-9	247	Jr.	F/C	Columbia, Md.	1.8/1.9
Tim McGovern	6-0	160	Jr.	G	Columbia, N.J.	
Pete Rogowski	6-6	210	So.	F	Spruce Creek, Pa.	
Tyler Smith	6-8	220	Fr.	F	Lake Forest, Ill.	
Jarrett Stephens	6-7	255	Sr.	F	Ferndale, Mich.	13.9/5.8
Rob Walls	6-5	195	Fr.	G/F	Aurora, Ill.	
Scott Witkowsky	7-0	270	So.	C	Littleton, Colo.	0.6/1.2

SERIES HISTORY

Games: 12
Series Leader: Illinois leads 8-4
At Illinois: Illinois leads 4-1
At Penn State: Illinois leads 4-2
At Neutral Sites: Penn State leads 1-0
Illinois' largest winning margin: 25 (84-59), March 5, 1994, at Champaign
Penn State's largest winning margin: 10 (78-68), December 5, 1990, at University Park
Overtime games (last): 0
Kruger vs. Penn State at Illinois: 3-0
Kruger vs. Penn State all-time: 3-0
Dunn vs. Illinois at Penn State: 1-3

1998-99 SCHEDULE

Nov. 16	VIRGINIA MILITARY INSTITUTE
Nov. 20	at Ohio State
Nov. 23	LEHIGH
Nov. 28	at George Mason
Dec. 1	TEMPLE
Dec. 5	VILLANOVA
Dec. 9	at Bradley
Dec. 12	PENNSYLVANIA
Dec. 21	BUCKNELL
Dec. 28-30	at Fiesta Bowl Tournament
Jan. 2	MICHIGAN
Jan. 6	PURDUE
Jan. 9	at Minnesota
Jan. 13	WISCONSIN
Jan. 20	at Northwestern
Jan. 23	at Illinois
Jan. 27	at Iowa
Jan. 31	INDIANA
Feb. 2	MICHIGAN STATE
Feb. 6	NORTHWESTERN
Feb. 13	at Wisconsin
Feb. 17	MINNESOTA
Feb. 20	at Purdue
Feb. 23/24/25	at Michigan
Feb. 27	OHIO STATE
March 4-7	at Big Ten Tournament

Purdue Boilermakers



Wednesday, January 13, 1999
at West Lafayette, Ind.
7 p.m., ESPN-Regional
Saturday, February 13, 1999
at Champaign, Ill.
11:30 a.m., ESPN-RS

GENERAL INFORMATION

Location: West Lafayette, Ind.
Enrollment: 35,715
Arena/Capacity: Mackey Arena/14,123
Nickname: Boilermakers
Colors: Old Gold and Black
Conference: Big Ten
Athletic Director: Morgan J. Burke
Athletic Department Phone: (765) 494-3189
Sports Information Mailing Address:
Purdue Sports Information
Mackey Arena Room 15
West Lafayette, IN 47907
Telephone: (765) 494-3198
Fax: (765) 494-5447
Press Row Phone: (765) 494-6364
Website: www.purduesports.com
Sports Information Director/Home Phone: Jim Vruggink/(765) 463-6570
Basketball SID/Home Phone: Andrew Punzal/TBA
Punzal e-mail: apunzal@athletics.purdue.edu

BASKETBALL INFORMATION

Head Coach: Gene Keady (Kansas State '58)
Collegiate Coaching Record: 432-187 (20 years)
Record at Purdue: 394-168 (18 years)
Assistant Coaches: Frank Kendrick (Purdue '74), Jay Price (Kansas '91), Jim Thrash (Eastern New Mexico '68)
Basketball Office Telephone: (765) 494-3214
1997-98 Overall Record: 28-8
1997-98 Conference Record/Finish: 12-4/3rd
Starters Returning/Lost: 7/4
Lettermen Returning/Lost: 3/2

PURDUE ROSTER


Player	Ht.	Wt.	Yr.	Pos.	Hometown	ppg/rpg/apg
John Allison	6-10	215	Fr.	C	New Palentrine, Ind.	
Brian Cardinal	6-8	230	Jr.	F	Tolono, Ill.	12.0/4.9/1.8
Jaraan Cornell	6-3	200	Jr.	G	South Bend, Ind.	12.8/2.9/2.3
Carson Cunningham	6-1	170	So.	G	Ogden Dunes, Ind.	
Jamaal Davis	6-7	215	So.	F	Merrillville, Ind.	
Alan Eldridge	6-1	185	Sr.	G	Fort Wayne, Ind.	7.2/2.6/3.6
Chad Kerkhof	6-0	170	Jr.	G	Greenfield, Ind.	0.9/0.5/0.3
Maynard Lewis	6-1	170	Fr.	G	Terre Haute, Ind.	
Gary McQuay	6-8	200	Jr.	F	Gary, Ind.	6.0/4.6/1.0
Tony Mayfield	6-1	180	Sr.	G	Milwaukee, Wis.	2.5/1.7/2.1
Mike Robinson	6-6	210	Jr.	F	Peoria, Ill.	11.3/5.3/1.7
Rodney Smith	6-6	205	Fr.	F	Indianapolis, Ind.	
Cameron Stephens	6-8	220	So.	F	Fort Wayne, Ind.	



Gene Keady
Head Coach



Andrew Punzal
SID



Brian Cardinal
Jr., Forward

SERIES HISTORY

Games: 152
Series Leader: Purdue leads 79-73
At Illinois: Illinois leads 49-27
At Purdue: Purdue leads 51-24
At Neutral Sites: Purdue leads 1-0
Illinois' largest winning margin: 44 (98-54), February 21, 1948, at Champaign
Purdue's largest winning margin: 34 (83-49), February 14, 1970, at West Lafayette
Overtime games (last): 6 (February 25, 1993, Illinois 78, Purdue 70 at Champaign)
Kruger vs. Purdue at Illinois: 0-5
Kruger vs. Purdue all-time: 3-6
Keady vs. Illinois at Purdue: 19-16

1998-99 SCHEDULE

Nov. 13	UNC-ASHEVILLE
Nov. 16-18	at Preseason NIT
Nov. 22	LAFAYETTE
Nov. 25-27	at Preseason NIT
Nov. 29	EASTERN ILLINOIS
Dec. 5	at Xavier
Dec. 8	ILLINOIS STATE
Dec. 11-12	BOILERMAKER INVITATIONAL
Dec. 19	vs. Butler
Dec. 22	vs. South Carolina
Dec. 27	at Providence
Jan. 2	MINNESOTA
Jan. 6	at Penn State
Jan. 10	at Wisconsin
Jan. 13	ILLINOIS
Jan. 16	INDIANA
Jan. 19	at Ohio State
Jan. 23	MICHIGAN
Jan. 27	at Northwestern
Feb. 4	IOWA
Feb. 6	OHIO STATE
Feb. 9	at Indiana
Feb. 13	at Illinois
Feb. 16	at Michigan State
Feb. 20	PENN STATE
Feb. 23/24/25	at Minnesota
Feb. 27 or 28	MICHIGAN STATE
March 4-7	at Big Ten Tournament



Saint Louis Billikens



Friday, November 20, 1998
at Champaign, Ill.
7 p.m., ESPN-Regional

GENERAL INFORMATION

Location: St. Louis, Mo.
Enrollment: 11,038
Arena/Capacity: Kiel Center/20,000
Nickname: Billikens
Colors: Blue and White
Conference: Conference USA
Athletic Director: Doug Woolard
Athletic Department Phone: (314) 977-3167
Sports Information Mailing Address:
Saint Louis Sports Information
221 N. Grand Blvd.
DB Room 38
St. Louis, MO 63103
Telephone: (314) 977-3462
Fax: (314) 977-7193
Press Row Phone: (314) 589-5832
Website: www.slu.edu
Sports Information Director/Home Phone: Doug McIlhagga/
(314) 939-3437
McIlhagga e-mail: mcilhagg@wpogate.slu.edu

BASKETBALL INFORMATION

Head Coach: Charlie Spoonhour (Ozarks '61)
Collegiate Coaching Record: 304-155 (15 years)
Record at Saint Louis: 107-74 (6 years)
Assistant Coaches: Greg Lackey (S. Mississippi '80), Derek Thomas
(Mo.-St. Louis '89), Jay Spoonhour (Kansas State '94)
Basketball Office Telephone: (314) 977-3170
1997-98 Overall Record: 22-11
1997-98 Conference Record/Finish: 11-5/3rd
Starters Returning/Lost: 4/1
Lettermen Returning/Lost: 11/2

SAINT LOUIS ROSTER

Player	Ht.	Wt.	Yr.	Pos.	Hometown	ppg/rpg/apg
Matt Baniak	6-9	235	So.	F	St. Louis, Mo.	8.7/5.0
Chris Braun	6-10	225	Fr.	F	Waterloo, Ill.	
Virgil Cobbin	6-4	205	Sr.	G/F	Houston, Texas	8.0/2.2
Charles Cranford	6-5	200	Fr.	G	Queens, N.Y.	
Drew Diener	6-5	185	Fr.	G	Fon du Lac, Wis.	
Dave Ferguson	6-0	175	Jr.	G	Merced, Calif.	
Chris Heinrich	6-11	250	So.	C	Quakertown, Pa.	4.3/3.0
Justin Love	6-2	210	Jr.	G	San Francisco, Calif.	
Ryan Luechtefeld	6-8	220	Sr.	F	Okawville, Ill.	9.8/5.7
John Redden	6-1	190	Jr.	G	St. Louis, Mo.	3.5/2.4
Troy Robertson	6-4	190	Jr.	G/F	St. Charles, Mo.	2.5/1.5
Larry Simmons	6-7	190	Jr.	F	Missouri City, Texas	2.7/1.4
Jamall Walker	6-0	185	Sr.	G	Wichita, Kan.	6.1/2.2/3.9



Charlie Spoonhour
Head Coach



Doug McIlhagga
SID



Virgil Cobbin
Sr., Guard

SERIES HISTORY

Games: 15
Series Leader: Illinois leads 10-5
At Illinois: Illinois leads 7-2
At Saint Louis: Saint Louis leads 3-1
At Neutral Sites: Illinois leads 2-0
Illinois' largest winning margin: 14 (31-17), December 12, 1931,
at Champaign
Saint Louis' largest winning margin: 20 (62-42), February 1, 1950,
at St. Louis
Overtime games (last): 0
Kruger vs. Saint Louis at Illinois: 0-1
Kruger vs. Saint Louis all-time: 0-1
Spoonhour vs. Illinois at Saint Louis: 1-0

1998-99 SCHEDULE

Nov. 13	ARKANSAS STATE
Nov. 20	at Illinois
Nov. 23	at San Francisco
Nov. 27-29	at City Bank/Aloha Airlines B Island Invitational
Dec. 5	GRAMBLING
Dec. 12	CAL-STATE FULLERTON
Dec. 15	at SIU-Carbondale
Dec. 20	UNC CHARLOTTE
Dec. 23	KANSAS
Dec. 28	KANSAS STATE
Jan. 2	SW MISSOURI STATE
Jan. 6	at Louisville
Jan. 9	TULANE
Jan. 13	at Houston
Jan. 16	at Marquette
Jan. 20	SOUTH FLORIDA
Jan. 23	at Cincinnati
Jan. 28	LOUISVILLE
Jan. 30	MARQUETTE
Feb. 3	SOUTHERN MISSISSIPPI
Feb. 6	at UNC Charlotte
Feb. 8	MURRAY STATE
Feb. 11	at DePaul
Feb. 14	CINCINNATI
Feb. 18	at Memphis
Feb. 20	DEPAUL
Feb. 27	at Alabama-Birmingham
March 3-6	at Conference USA Tournament



Tennessee-Martin Skyhawks



Monday, November 23, 1998
at Champaign, Ill.
7 p.m.

GENERAL INFORMATION

Location: Martin, Tenn.
Enrollment: 6,012
Arena/Capacity: Skyhawk Arena/6,700
Nickname: Skyhawks
Colors: Royal Blue, Orange and White
Conference: Ohio Valley
Athletic Director: Benny Hollis
Athletic Department Phone: (901) 587-7660
Sports Information Mailing Address:
Tennessee-Martin Sports Information
40 Skyhawk Fieldhouse
The University of Tennessee at Martin
Martin, TN 38238
Telephone: (901) 587-7630
Fax: (901) 587-7624
Press Row Phone: (901) 587-7694
Website: www.utm.edu
Sports Information Director/Home Phone: Lee Wilmot/(901) 587-9811
Wilmot e-mail: lwilmot@utm.edu
Basketball SID/Home Phone: Same

BASKETBALL INFORMATION

Head Coach: Cal Luther (Valparaiso '51)
Collegiate Coaching Record: 486-444 (37 years)
Record at Tennessee-Martin: 59-131 (7 years)
Assistant Coaches: Bob Ward (Murray State '74), Ernest Neal
(Maryland-Eastern Shore '74)
Basketball Office Telephone: (901) 587-7663
1997-98 Overall Record: 7-20
1997-98 Conference Record/Finish: 5-13 (T8th)
Starters Returning/Lost: 3/2
Lettermen Returning/Lost: 5/5

TENNESSEE-MARTIN ROSTER

Player	Ht.	Wt.	Yr.	Pos.	Hometown	ppg/rpg/avg
Andrae Betts	5-9	150	Fr.	G	Marion, Ind.	
Ben Corley	6-5	195	Fr.	G/F	Fort Wayne, Ind.	
Joe Crumby	6-8	210	Sr.	F/C	Nashville, Tenn.	13.1/5.3
Ryan DeMichael	6-9	220	Sr.	F/C	Woodhaven, Mich.	14.9/9.8
Nick DeVilder	6-5	185	So.	G/F	Moline, Ill.	0.9/0.5
Sean Griffin	6-1	185	So.	G	Charlotte, N.C.	1.1/0.4/0.2
Daniel Grubbs	6-7	220	Jr.	F	Jeffersonville, Ind.	
Adam Hassett	6-9	245	Sr.	C	Logansport, Ind.	2.8/2.3
Eric Johnson	5-9	175	Fr.	G	Chesapeake, Va.	
Steve Jordan	6-3	190	Jr.	G/F	Fort Wayne, Ind.	
Brian Lyon	6-6	210	So.	F/C	Paintsville, Ky.	
Jason Ohlsen	6-2	180	Sr.	G	Genesco, Ill.	10.5/1.9/2.0
Morris Robinson	6-7	225	Fr.	F	Jackson, Tenn.	



Cal Luther
Head Coach



Lee Wilmot
SID



Ryan DeMichael
Sr., F/C

SERIES HISTORY

Games: First Meeting

1998-99 SCHEDULE

Nov. 16	LYON COLLEGE
Nov. 18	EVANSVILLE
Nov. 21	at Bradley
Nov. 23	at Illinois
Nov. 28	at Mississippi State
Nov. 30	BETHEL
Dec. 3	at Eastern Kentucky
Dec. 5	at Morehead State
Dec. 14	at Ohio State
Jan. 2	MIDDLE TENNESSEE
Jan. 4	TENNESSEE TECH
Jan. 9	at Murray State
Jan. 12	EASTERN KENTUCKY
Jan. 14	at Eastern Illinois
Jan. 16	at Southeast Missouri
Jan. 21	AUSTIN PEAY
Jan. 23	TENNESSEE STATE
Jan. 28	at Middle Tennessee
Jan. 30	at Tennessee Tech
Feb. 2	MOREHEAD STATE
Feb. 6	MURRAY STATE
Feb. 8	BRESCIA
Feb. 11	EASTERN ILLINOIS
Feb. 13	SOUTHEAST MISSOURI
Feb. 18	at Austin Peay
Feb. 20	at Tennessee State
Feb. 23-27	at Ohio Valley Tournament



Texas-Pan American Broncs



Saturday, November 28, 1998
at Edinburg, Texas
7:30 p.m.



Delray Brooks
Head Coach



Jim McKone
SID



Larry Jackson
Jr., Forward

GENERAL INFORMATION

Location: Edinburg, Texas
Enrollment: 12,500
Arena/Capacity: Fieldhouse/5,000
Nickname: Broncs
Colors: Green and White
Conference: Sun Belt
Athletic Director: William Weidner
Athletic Department Phone: (956) 381-2221
Sports Information Mailing Address:
Texas-Pan American Sports Information
1201 W. University Drive
Edinburg, Texas 78539
Telephone: (956) 381-2240
Fax: (956) 381-2398
Press Row Phone: (956) 381-2236
Website: www.panam.edu/athletics
Sports Information Director/Home Phone: Jim McKone/(956) 682-5319
Basketball SID/Home Phone: Same
McKone e-mail: mckonerx@hiline.net

BASKETBALL INFORMATION

Head Coach: Delray Brooks (Providence College '88)
Collegiate Coaching Record: 3-24 (1 year)
Record at Texas-Pan American: Same
Assistant Coaches: George Morgan (Valparaiso '79), Patrick Harrington (Rollins College '86), Jason Patterson (Brigham Young '95)
Basketball Office Telephone: (956) 381-2228
1997-98 Overall Record: 3-24
1997-98 Conference Record/Finish: 3-15/10th
Starters Returning/Lost: 4/5
Lettermen Returning/Lost: 3/2

SERIES HISTORY

Games: 1
Series Leader: Illinois leads 1-0
At Illinois: Illinois leads 1-0
At Texas-Pan American: 0-0
At Neutral Sites: 0-0
Illinois' largest winning margin: 28 (88-60), December 2, 1997, at Champaign
Texas-Pan American's largest winning margin: None
Overtime games (last): None
Kruger vs. Texas-Pan American at Illinois: 1-0
Kruger vs. Texas-Pan American all-time: 1-0
Brooks vs. Illinois at Texas-Pan American: 0-1

1998-99 SCHEDULE

Nov. 13	at Rice
Nov. 16	at Louisiana State
Nov. 21	at Providence
Nov. 23	at Pittsburgh
Nov. 25	COLORADO STATE
Nov. 28	ILLINOIS
Dec. 4-5	at SW Missouri St. Tournament
Dec. 8	at New Mexico
Dec. 11	at DePaul
Dec. 17	at Texas Tech
Dec. 22	LOUISIANA TECH
Dec. 28	GONZAGA
Dec. 30	at Baylor
Jan. 2	at Southern Methodist
Jan. 4	ARKANSAS-LITTLE ROCK
Jan. 11	SW LOUISIANA
Jan. 19	at Arkansas-Little Rock
Jan. 23	at Northwestern
Jan. 25	at South Alabama
Jan. 30	DENVER
Feb. 1	at Louisiana Tech
Feb. 9	SOUTH ALABAMA
Feb. 16	at Wyoming
Feb. 18	at Denver
Feb. 22	at Southwestern Louisiana
Feb. 27	IUPUI

TEXAS-PAN AMERICAN ROSTER

Player	Ht.	Wt.	Yr.	Pos.	Hometown	ppg/rpg/apg
Charles Baker	6-1	185	Fr.	G	Missouri City, Texas	
Watra Banks	6-4	175	Fr.	G	Chicago, Ill.	
John Braxton	6-4	205	So.	G/F	Seabrook, Texas	
Larry Gibbs	6-7	220	Fr.	C/F	Sleepyhalow, N.Y.	
Bruca Green	6-6	185	Fr.	F	Berkley, Ill.	
Larry Jackson	6-5	190	Jr.	F	Oak Park, Ill.	17.3/5.7
Kirby Lemons	6-7	220	Fr.	F	Midland, Texas	
Micah McAdams	6-9	235	So.	F/C	Deer Park, Texas	2.3/2.3
Brian McRiweather	6-3	185	So.	G	Evansville, Ind.	
Matt Palmquist	6-9	210	Jr.	C/F	Cedar Creek, Texas	6.7/3.5
Lalo Rios	5-10	175	Sr.	G	Edinburg, Texas	9.2/3.5
Kyle Sanders	6-5	205	Jr.	F	Clarkson, Ga.	
George Simpkins	6-7	200	Fr.	F	Missouri City, Texas	
Dewayne Watson	6-9	225	Fr.	C	East St. Louis, Ill.	



Valparaiso Crusaders



Monday, November 30, 1998
at Champaign, Ill.
7 p.m.

GENERAL INFORMATION

Location: Valparaiso, Ind.
Enrollment: 3,500
Arena/Capacity: Athletics-Recreation Center/4,500
Nickname: Crusaders
Colors: Brown and Gold
Conference: Mid-Continent
Athletic Director: Dr. William Steinbrecher
Athletic Department Phone: (219) 464-6894
Sports Information Mailing Address:
Valparaiso Sports Information
ARC-Valparaiso University
Valparaiso, IN 46383
Telephone: (219) 464-6953
Fax: (219) 464-5762
Press Row Phone: (219) 464-5492
Website: www.valpo.edu/athletics/
Sports Information Director/Home Phone: Bill Rogers/(219) 477-4605
Basketball SID/Home Phone: Same
Rogers e-mail: wrogers@exodus.valpo.edu

BASKETBALL INFORMATION

Head Coach: Dr. Homer Drew (William Jewell '66)
Collegiate Coaching Record: 413-269 (22 years)
Record at Valparaiso: 144-147 (10 years)
Assistant Coaches: Scott Drew (Butler '93), Steve Flint (UC-San Diego '84), Mark Morefield (Valparaiso '98)
Basketball Office Telephone: (219) 464-5254
1997-98 Overall Record: 23-10
1997-98 Conference Record/Finish: 13-3/1st
Starters Returning/Lost: 1/4
Lettermen Returning/Lost: 6/8

VALPARAISO ROSTER


Player	Ht.	Wt.	Yr.	Pos.	Hometown	ppg/rpg/apg
Aric Graham	6-3	195	So.	G	Valparaiso, Ind.	0.6
Jason Jenkins	6-8	220	So.	F	East Peoria, Ill.	2.5
Jared Nuness	5-11	165	So.	G	Eden Prairie, Minn.	5.8
Marty Perry	6-10	200	Fr.	F	Jacksonville, Ill.	
Tarrance Price	6-3	175	Jr.	G	Junction City, Kan.	
Marko Punda	6-6	205	So.	G	Split, Croatia	1.8
Ryan Sexson	6-3	175	Fr.	G	Lafayette, Ind.	
Chris Sparks	6-0	170	Jr.	G	Milford, Ohio	
Milo Stovall	6-4	185	Fr.	G	Kalamazoo, Mich.	
Aaron Thomason	6-7	220	Jr.	F	Detroit, Mich.	1.1
Dwayne Toatley	6-2	185	Jr.	G	Eden Prairie, Minn.	
Greg Tonagel	6-3	185	Fr.	G	LaPorte, Ind.	
Zoran Viskovic	6-11	270	Sr.	C	Tucepi, Croatia	13.6/6.1
Ivan Vujic	6-10	240	Jr.	C	Split, Croatia	
Phil Wille	6-9	220	Fr.	C	Hilliard, Ohio	



Homer Drew
Head Coach



Bill Rogers
SID



Zoran Viskovic
Sr., Center

SERIES HISTORY

Games: 3
Series Leader: Illinois leads 3-0
At Illinois: Illinois leads 3-0
At Valparaiso: 0-0
At Neutral Sites: 0-0
Illinois' largest winning margin: 35 (94-59), December 2, 1982, at Champaign
Valparaiso's largest winning margin: N/A
Overtime games (last): 0
Kruger vs. Valparaiso at Illinois: 0-0
Kruger vs. Valparaiso all-time: 0-0
Drew vs. Illinois at Valparaiso: 0-0

1998-99 SCHEDULE

Nov. 7	at NABC Classic Valparaiso vs. South Carolina
Nov. 10	Foreign Team
Nov. 15	NORTHLAND COLLEGE
Nov. 23	KENDALL COLLEGE
Nov. 28	at Norfolk State
Nov. 30	at Illinois
Dec. 2	NORFOLK STATE
Dec. 5	MISSOURI-KANSAS CITY
Dec. 7	ORAL ROBERTS
Dec. 11-12	at Boilermaker Invitational
Dec. 22	at Wisconsin-Green Bay
Jan. 2	SOUTHERN UTAH
Jan. 7	at Oakland
Jan. 9	YOUNGSTOWN STATE
Jan. 11	BELMONT
Jan. 16	at Western Illinois
Jan. 21	at Chicago State
Jan. 23	IUPUI
Jan. 28	OAKLAND
Jan. 30	at Southern Utah
Feb. 4	at Missouri-Kansas City
Feb. 6	at Oral Roberts
Feb. 11	WESTERN ILLINOIS
Feb. 13	at Youngstown State
Feb. 18	CHICAGO STATE
Feb. 20	at IUPUI
Feb. 22	at Belmont
Feb. 28-Mar. 2	at Mid-Continent Tournament



Wisconsin Badgers



Wednesday, January 20, 1999
at Madison, Wis.
8 p.m., ESPN-Regional
Saturday, February 6, 1999
at Champaign, Ill.
3:30 p.m., ESPN-Regional



Dick Bennett
Head Coach



Justin Doherty
SID



Sean Mason
Sr., Guard

GENERAL INFORMATION

Location: Madison, Wis.
Enrollment: 39,826
Arena/Capacity: Kohl Center/17,142
Nickname: Badgers
Colors: Cardinal and White
Conference: Big Ten
Athletic Director: Pat Richter
Athletic Department Phone: (608) 262-1866
Sports Information Mailing Address:
Wisconsin Men's Sports Information
1440 Monroe Street
Madison, WI 53711
Telephone: (608) 262-1811
Fax: (608) 262-8184
Press Row: (608) 265-4333
Website: www.wisc.edu/ath/
Sports Information Director/Home Phone: Steve Malchow/(608) 238-8199
Basketball SID/Home Phone: Justin Doherty/(608) 833-4811
Doherty e-mail: justin.doherty@cmail.adp.wisc.edu

BASKETBALL INFORMATION

Head Coach: Dick Bennett (Ripon '65)
Collegiate Coaching Record: 407-233 (22 years)
Record at Wisconsin: 47-44 (3 years)
Assistant Coaches: Brad Soderberg (UW-Stevens Point '85), Shawn Hood (Cleveland State '88), Brian Hecker (Indiana '90)
Basketball Office Telephone: (608) 262-4597
1997-98 Overall Record: 12-19
1997-98 Conference Record/Finish: 3-13/T9th
Starters Returning/Lost: 4/1
Lettermen Returning/Lost: 9/4

WISCONSIN ROSTER

Player	Ht.	Wt.	Yr.	Pos.	Hometown	ppg/rpg/apg
Hennessy Auriantal	6-1	185	Sr.	G	Montreal, Quebec	7.2/3.4
Jon Bryant	6-2	195	Jr.	G	Plymouth, Minn.	
David Burkemper	6-1	210	Sr.	G	Hubertus, Wis.	0.7/0.8
Ty Calderwood	6-0	180	Sr.	G	Joliet, Ill.	8.8/3.2
Travon Davis	5-10	175	Fr.	G	Summitt, Ill.	
Duany Duany	6-5	180	Jr.	G	Bloomington, Ind.	4.5/1.7
Mike Kelley	6-3	195	So.	G	Milwaukee, Wis.	4.2/2.0
Andy Kowske	6-8	230	So.	F	Brookfield, Wis.	5.1/3.9
Maurice Linton	6-8	210	So.	F	Calumet City, Ill.	2.5/1.4
Sean Mason	6-2	180	Sr.	G	Country Club Hills, Ill.	15.5/3.4
John Moriarty	6-5	185	Fr.	G	Oostburg, Wis.	
Maurice Sessoms	6-8	220	Fr.	F	Teaneck, N.J.	
Mark Vershaw	6-9	225	So.	F	East Peoria, Ill.	5.3/2.7
Charlie Wills	6-8	230	Fr.	F	Angola, Ind.	

SERIES HISTORY

Games: 159
Series Leader: Illinois leads 97-62
At Illinois: Illinois leads 60-17
At Wisconsin: Wisconsin leads 45-36
At Neutral Sites: Illinois leads 1-0
Illinois' largest winning margin: 39 (93-54), February 16, 1959, at Champaign
Wisconsin's largest winning margin: 34 (47-13), February 1, 1907, at Madison
Overtime games (last):3 (February 7, 1998, Illinois 53, Wisconsin 47 at Madison)
Kruger vs. Wisconsin at Illinois: 3-2
Kruger vs. Wisconsin all-time: 3-2
Bennett vs. Illinois at Wisconsin: 3-3

1998-99 SCHEDULE

Nov. 14	LOYOLA (CHICAGO)
Nov. 16	UW-MILWAUKEE
Nov. 20-22	at Top of the World Tourm.
Nov. 28	at Rhode Island
Dec. 2	NORTHERN ILLINOIS
Dec. 5	at Illinois State
Dec. 9	at Temple
Dec. 12	PEPPERDINE
Dec. 15	at Texas
Dec. 23	at Marquette
Dec. 27	FRESNO STATE
Dec. 30	at Michigan
Jan. 2	OHIO STATE
Jan. 6	MICHIGAN STATE
Jan. 10	PURDUE
Jan. 13	at Penn State
Jan. 16	at Northwestern
Jan. 20	ILLINOIS
Jan. 23	at Iowa
Jan. 30	MINNESOTA
Feb. 3	at Indiana
Feb. 6	at Illinois
Feb. 10	NORTHWESTERN
Feb. 13	PENN STATE
Feb. 20	at Michigan State
Feb. 24	at Ohio State
Feb. 27 or 28	MICHIGAN
March 4-7	at Big Ten Tournament

The Big Ten Conference



James E. Delany
Commissioner



Mark D. Rudner
Assistant
Commissioner

Tops In Attendance

For the 22nd consecutive year, the Big Ten Conference led all NCAA conferences in home attendance for men's basketball. The league's attendance mark in 1997-98 (2,166,264) set an NCAA record. The Big Ten placed seven teams in the top 25 nationally for home attendance (Indiana, Purdue, Iowa, Michigan State, Minnesota, ILLINOIS, and Wisconsin).

Postseason Play

The Big Ten sent eight teams to postseason competition in 1997-98. Five conference teams earned berths to the NCAA Championship (ILLINOIS, Indiana, Michigan, Michigan State, Purdue) and three accepted bids to the NIT (Iowa, Minnesota, Penn State). The Spartans and Boilermakers reached the Sweet 16, while Illinois, Indiana and

Michigan advanced to the second round.

The championship game of the NIT was an all-Big Ten match up with Minnesota and Penn State both advancing to the title game. The Gophers won their second NIT title in the 1990s.

Since the NCAA Tournament expanded to 64 teams in 1985, the Big Ten has recorded a 108-77 mark, with champions coming in 1987 (Indiana) and 1989 (Michigan). Since 1985, the Big Ten has been represented in the Final Four seven times, including two years with multiple teams advancing to the national semifinals (ILLINOIS & Michigan in 1989, Michigan & Indiana in 1992).

Since the first tournament in 1939, the Big Ten has advanced teams to the championship game 17 times, with a Big Ten team emerging as the champion seven times. League schools have accounted for 30 appearances in the Final Four since the first tournament in 1939. Since 1940, Big Ten players have been selected to the Final Four All-Tournament team 39 times.

The Big Ten is the all-time leader with 143 bids to the NCAA Tournament since 1939.

Non-Conference Competition

In the 1998-99 season, the Big Ten Conference schools are once again set to play tough non-conference schedules, with its teams playing 30 programs that were either ranked in the top 25 or

BIG TEN CONFERENCE

The Big Ten Conference
1500 West Higgins Road
Park Ridge, IL 60068-6300
(847) 696-1010
FAX: (847) 696-1110

James E. Delany
Commissioner

Kevin L. Weiberg
Associate Commissioner

Richard Falk
Assistant Commissioner

Carol A. Iwaoka
Assistant Commissioner

Mark D. Rudner
Assistant Commissioner

Robert C. Vowels Jr.
Assistant Commissioner

Sue Ryan
Director of Communications

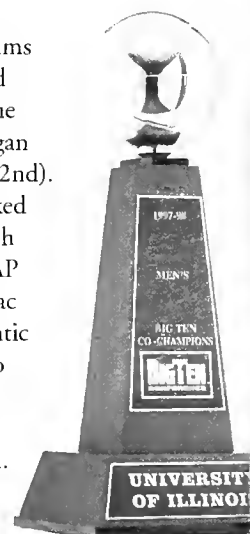
received votes in the final ESPN/USA Today Coaches Poll. ILLINOIS boasts the toughest non-conference schedule with six teams that were either ranked or received votes in the final poll.

Polls

In 1997-98, four Big Ten teams were ranked in the Associated Press top 25 final poll (Purdue 11th, Michigan 12th, Michigan State 16th, and ILLINOIS 22nd). The Big Ten conference ranked first, along with the SEC, each with four teams in the final AP poll. The ACC, WAC and Pac 10 had three teams, the Atlantic 10 and Big East each had two teams, and four other conferences had one team in the final Associated Press poll.

Big Ten Postseason Basketball Appearances

	Overall	NCAA
Indiana	30	27
Michigan	25	20
Ohio State	24	18
Purdue	23	17
Illinois	22	19
Iowa	20	18
Michigan St.	17	12
Penn State	14	7
Minnesota	14	6
Wisconsin	8	4
Northwestern	2	0



Series Records

BRADLEY (10-2)

H — 8-1 A — 2-0 N — 0-1

12-11-26	37-24	W	Champaign
12-17-27	41-35	W	Champaign
12-10-28	46-29	W	Champaign
12-14-29	22-30	L	Champaign
1-1-31	28-17	W	Peoria
2-9-32	29-21	W	Champaign
12-10-32	26-21	W	Champaign
2-6-34	38-26	W	Champaign
12-10-34	55-25	W	Champaign
12-30-36	43-33	W	Peoria
1-24-74	88-105	L	Chicago
11-17-97	69-59	W	Champaign

CLEMSON (1-0)

H — 0-0 A — 0-0 N — 1-0

12-13-97	71-61	W	Chicago
----------	-------	---	---------

EASTERN ILLINOIS (3-0)

H — 3-0 A — 0-0 N — 0-0

12-8-86	85-51	W	Champaign
12-1-90	106-87	W	Champaign
11-28-95	89-57	W	Champaign

GEORGE WASHINGTON (0-0)

First meeting

GEORGETOWN (1-1)

H — 0-0 A — 0-0 N — 1-1

12-27-65	96-94	W	New York City
3-18-94	77-84	L	Oklahoma City

INDIANA (65-73)

H — 40-29 A — 25-44 N — 0-0

1-20-06	27-24	W	Urbana
2-16-06	7-38	L	Bloomington
1-25-08	39-12	W	Champaign
1-9-09	30-2	W	Champaign
3-6-09	13-23	L	Bloomington
2-5-10	30-20	W	Champaign
3-5-10	26-12	W	Bloomington
1-7-11	32-22	W	Champaign
2-17-11	14-19	L	Bloomington
2-7-12	24-25	L	Bloomington
2-23-12	41-16	W	Champaign

3-1-13	29-12	W	Champaign
3-8-13	23-17	W	Bloomington
1-6-14	35-6	W	Champaign
2-7-14	31-15	W	Bloomington
1-11-15	34-13	W	Champaign
1-26-15	20-4	W	Bloomington
1-13-23	31-22	W	Champaign
2-12-23	24-31	L	Bloomington
1-17-25	34-24	W	Champaign
2-23-25	24-30	L	Bloomington
2-19-26	21-20	W	Bloomington
3-6-26	25-28	L	Champaign
1-21-28	29-44	L	Bloomington
3-6-28	23-27	L	Champaign
1-8-29	20-16	W	Champaign
2-23-29	22-32	L	Bloomington
1-17-31	34-35	L	Champaign
2-23-31	39-25	W	Bloomington
1-11-32	30-22	W	Bloomington
3-7-32	33-32	W	Champaign
2-10-34	28-25	W	Champaign
2-24-34	24-36	L	Bloomington
1-5-35	28-32	L	Champaign
1-14-35	29-42	L	Bloomington
1-11-37	40-31	W	Champaign
2-20-37	42-25	W	Bloomington
1-4-38	46-51/OT	L	Bloomington
3-4-38	35-45	L	Champaign
1-9-39	28-29	L	Champaign
1-6-40	36-38	L	Bloomington
1-11-41	38-48	L	Champaign
2-9-42	36-41	L	Bloomington
2-12-45	71-48	W	Champaign
2-28-45	55-65	L	Bloomington
2-15-47	59-50	W	Champaign
3-1-47	41-48	L	Bloomington
1-19-48	46-45	W	Champaign
3-1-48	52-51	W	Bloomington
1-8-49	44-42	W	Bloomington
2-28-49	91-68	W	Champaign
2-13-50	72-83	L	Champaign
2-27-50	66-80	L	Bloomington
1-15-51	53-64	L	Bloomington
2-19-51	71-65	W	Champaign
1-14-52	78-66	W	Champaign
2-18-52	77-70	W	Bloomington
1-17-53	70-74/OT	L	Bloomington
2-28-53	79-91	L	Champaign
3-6-54	64-67	L	Bloomington
1-8-55	99-75	W	Champaign
1-14-56	96-72	W	Bloomington
2-6-56	92-89	W	Champaign
1-14-57	112-91	W	Champaign
3-4-57	76-84	L	Bloomington
1-11-58	82-89	L	Bloomington
3-3-58	86-96	L	Champaign
2-9-59	89-83	W	Bloomington
2-21-59	100-98	W	Champaign
2-22-60	78-92	L	Champaign
2-25-61	82-93	L	Bloomington
2-3-62	96-85	W	Champaign
3-5-62	92-104	L	Bloomington
2-4-63	104-101	W	Champaign
2-16-63	100-103	L	Bloomington
2-3-64	96-104	L	Bloomington
1-4-65	86-81	W	Champaign
1-8-66	98-84	W	Bloomington
2-12-66	77-81	L	Champaign
2-20-67	81-96	L	Bloomington
3-4-67	80-70	W	Champaign
1-9-68	60-61/OT	L	Champaign

3-1-69	77-64	W	Bloomington
1-6-70	94-74	W	Champaign
3-3-70	85-75	W	Bloomington
2-20-71	86-88	L	Champaign
3-13-71	103-87	W	Bloomington
2-22-72	71-90	L	Champaign
2-12-73	66-87	L	Bloomington
2-9-74	67-107	L	Bloomington
2-18-74	83-101	L	Champaign
1-27-75	57-73	L	Bloomington
2-24-75	89-112	L	Champaign
1-17-76	55-83	L	Champaign
2-14-76	48-58	L	Bloomington
1-8-77	60-80	L	Bloomington
2-17-77	73-69	W	Champaign
1-7-78	65-64	W	Bloomington
3-2-78	68-77	L	Champaign
1-4-79	65-61	W	Bloomington
3-3-79	60-72	L	Champaign
1-31-80	54-60	L	Bloomington
2-9-80	89-68	W	Champaign
1-10-81	61-78	L	Bloomington
3-5-81	66-69	L	Champaign
1-21-82	53-54	L	Champaign
2-11-82	60-73	L	Bloomington
1-13-83	55-69	L	Champaign
3-5-83	55-67	L	Bloomington
1-11-84	68-73/OT	L	Bloomington
3-4-84	70-53	W	Champaign
1-27-85	52-41	W	Champaign
2-21-85	66-50	W	Bloomington
1-25-86	69-71	L	Bloomington
2-20-86	60-61	L	Champaign
1-28-87	66-69	L	Bloomington
3-1-87	69-67	W	Champaign
2-6-88	74-75	L	Champaign
2-29-88	75-65	W	Bloomington
1-28-89	75-65	W	Champaign
3-5-89	70-67	W	Bloomington
2-4-90	70-65	W	Champaign
3-11-90	69-63	W	Bloomington
1-2-91	74-109	L	Bloomington
3-10-91	58-70	L	Champaign
2-4-92	65-76	L	Champaign
3-1-92	70-76	L	Bloomington
1-16-93	79-83	L	Champaign
2-17-93	72-93	L	Bloomington
1-30-94	88-81	W	Champaign
3-1-94	77-82	L	Bloomington
1-14-95	78-67	W	Champaign
3-2-95	85-89	L	Bloomington
1-13-96	71-85	L	Champaign
2-28-96	64-76	L	Bloomington
2-2-97	78-74	W	Bloomington
1-3-98	74-72	W	Champaign
2-24-98	82-72	W	Bloomington

IOWA (64-60)

H — 50-13 A — 14-47 N — 0-0

2-14-08	36-46	L	Iowa City
1-28-13	35-9	W	Champaign
2-23-24	26-14	W	Iowa City
2-29-24	38-19	W	Champaign
1-24-25	23-15	W	Champaign
2-27-25	25-33	L	Iowa City
1-22-27	40-33	W	Champaign
2-12-27	24-26	L	Iowa City
1-13-28	30-36	L	Iowa City



Series Records

2-24-28	27-41	L	Champaign
2-24-31	26-23	W	Iowa City
2-28-31	31-13	W	Champaign
2-27-33	27-30	L	Iowa City
3-4-33	44-16	W	Champaign
1-15-34	14-36	L	Iowa City
2-26-34	35-31	W	Champaign
1-4-36	26-27	L	Iowa City
2-10-36	36-14	W	Champaign
1-16-37	42-28	W	Champaign
2-27-37	40-29	W	Iowa City
2-6-39	34-26	W	Champaign
3-2-40	47-62	L	Iowa City
2-17-41	56-53	W	Champaign
1-19-42	42-35	W	Champaign
3-2-42	32-46	L	Iowa City
1-16-43	61-41	W	Champaign
1-18-43	66-34	W	Champaign
1-21-44	51-56	L	Iowa City
1-22-44	44-53	L	Iowa City
1-26-45	43-42	W	Champaign
3-3-45	37-43	L	Iowa City
12-22-45	39-41	L	Iowa City
2-23-46	57-51	W	Champaign
2-8-47	45-36	W	Champaign
2-9-48	61-70	L	Iowa City
2-21-49	80-49	W	Champaign
2-11-50	65-70	L	Iowa City
1-8-51	72-69	W	Iowa City
1-20-51	69-53	W	Champaign
2-9-52	68-73	L	Champaign
2-23-52	78-62	W	Champaign
2-14-53	80-63	W	Champaign
2-21-53	62-67	L	Iowa City
1-18-54	70-79	L	Champaign
2-20-54	74-51	W	Iowa City
1-17-55	80-92	L	Iowa City
2-21-55	70-89	L	Champaign
3-3-56	72-96	L	Iowa City
1-7-57	81-70	W	Champaign
1-6-58	68-70	L	Champaign
2-22-58	79-83	L	Iowa City
1-12-59	103-97	W	Champaign
2-28-59	72-70	W	Iowa City
2-27-60	85-70	W	Champaign
1-16-61	71-78	L	Iowa City
2-10-62	91-81	W	Iowa City
3-3-62	78-88	L	Champaign
1-5-63	85-76	W	Iowa City
3-9-63	73-69	W	Champaign
1-11-64	87-70	W	Iowa City
3-9-64	90-67	W	Champaign
2-23-65	97-80	W	Champaign
3-6-65	84-94	L	Iowa City
3-5-66	106-90	W	Champaign
2-17-67	89-96	L	Iowa City
2-3-68	66-63	W	Champaign
3-2-68	56-61	L	Iowa City
2-8-69	98-69	W	Champaign
2-25-69	53-74	L	Iowa City
2-17-70	81-83	L	Champaign
2-2-71	84-92	L	Iowa City
2-15-72	84-87	L	Iowa City
3-7-72	91-84	W	Champaign
1-13-73	80-78	W	Champaign
3-10-73	76-93	L	Iowa City
2-23-74	91-84	W	Champaign
1-4-75	70-95	L	Iowa City
3-8-75	70-73	L	Champaign
1-3-76	60-84	L	Iowa City
3-6-76	70-82	L	Champaign

1-15-77	81-84/OT	L	Champaign
2-24-77	64-76	L	Iowa City
1-26-78	70-61	W	Iowa City
2-18-78	77-76	W	Champaign
1-25-79	52-58	L	Iowa City
2-17-79	53-67	L	Champaign
1-3-80	71-72	L	Champaign
3-1-80	71-75	L	Iowa City
1-31-81	79-66	W	Champaign
2-7-81	66-72	L	Iowa City
1-9-82	50-56	L	Iowa City
3-4-82	73-67/OT	W	Champaign
2-3-83	62-61	W	Champaign
2-12-83	66-68	L	Iowa City
2-2-84	54-52/2OT	W	Iowa City
2-12-84	73-53	W	Champaign
1-5-85	60-64	L	Iowa City
3-7-85	59-53/OT	W	Champaign
1-4-86	59-60	L	Champaign
3-6-86	53-57	L	Iowa City
1-14-87	88-91/OT	L	Champaign
2-14-87	61-66	L	Iowa City
1-21-88	79-93	L	Iowa City
3-6-88	94-81	W	Champaign
2-5-89	82-86	L	Iowa City
3-8-89	118-94	W	Champaign
1-29-90	67-69	L	Iowa City
3-4-90	118-85	W	Champaign
1-28-91	53-50	W	Champaign
2-23-91	79-74	W	Iowa City
1-15-92	69-74	L	Iowa City
2-23-92	77-72/OT	W	Champaign
2-4-93	78-77	W	Champaign
3-13-93	53-63	L	Iowa City
1-19-94	105-90	W	Champaign
2-19-94	69-83	L	Iowa City
2-1-95	79-74	W	Iowa City
2-11-95	104-97/OT	W	Champaign
1-18-96	79-82	L	Iowa City
2-24-96	91-86	W	Champaign
1-29-97	65-82	L	Iowa City
2-9-97	66-51	W	Champaign
1-8-98	76-64	W	Iowa City
2-22-98	79-72	W	Champaign

1-28-26	31-29	W	Ann Arbor
2-26-26	24-33	L	Champaign
1-17-27	24-25	L	Ann Arbor
2-25-27	26-30	L	Champaign
1-14-29	17-21	L	Ann Arbor
2-18-29	27-24	W	Champaign
1-13-30	24-18	W	Ann Arbor
3-1-30	30-17	W	Champaign
1-18-32	16-28	L	Ann Arbor
2-20-32	29-33	W	Champaign
1-9-33	22-17	W	Champaign
1-14-33	30-35	L	Ann Arbor
1-19-35	34-22	W	Champaign
3-4-35	36-22	W	Ann Arbor
2-24-36	37-42	L	Champaign
3-2-36	22-35	L	Ann Arbor
1-8-38	37-45	L	Ann Arbor
2-28-38	36-32	W	Champaign
1-7-39	30-20	W	Champaign
2-13-39	35-28	W	Ann Arbor
1-15-40	48-43	W	Ann Arbor
2-24-40	51-28	W	Champaign
1-13-41	47-41	W	Champaign
2-22-41	31-47	L	Ann Arbor
1-10-42	44-40	W	Ann Arbor
2-14-42	52-29	W	Champaign
1-9-43	47-34	W	Champaign
1-8-44	45-52	L	Ann Arbor
1-6-45	38-43	L	Champaign
1-13-45	55-37	W	Ann Arbor
1-5-46	48-49	L	Ann Arbor
2-9-46	49-44	W	Champaign
2-24-47	45-36	W	Ann Arbor
2-7-48	57-66	L	Champaign
3-7-49	53-70	L	Ann Arbor
2-18-50	70-60	W	Champaign
1-13-51	68-47	W	Champaign
1-12-52	67-51	W	Ann Arbor
12-15-52	96-66	W	Champaign
2-9-53	92-62	W	Ann Arbor
2-6-54	87-68	W	Champaign
2-27-54	79-61	W	Ann Arbor
2-7-55	81-80	W	Ann Arbor
2-28-55	81-75	W	Champaign
2-13-56	89-66	W	Champaign
2-16-57	89-102	L	Ann Arbor
2-8-58	81-88	L	Ann Arbor
3-1-58	88-75	W	Ann Arbor
2-2-59	85-87	L	Champaign
3-2-59	95-101	L	Ann Arbor
2-6-60	75-61	W	Champaign
2-29-60	90-61	W	Champaign
1-14-61	88-64	W	Champaign
3-6-61	66-74	L	Ann Arbor
1-6-62	91-71	W	Champaign
3-2-63	81-84	L	Ann Arbor
2-8-64	82-93	L	Champaign
2-29-64	83-89	L	Ann Arbor
1-9-65	83-89	L	Ann Arbor
2-27-65	79-80	L	Champaign
2-1-66	99-93	W	Ann Arbor
1-14-67	99-93	W	Champaign
2-13-68	65-67	L	Champaign
2-20-68	72-64	W	Ann Arbor
2-11-69	87-92	L	Ann Arbor
2-22-69	100-92	W	Champaign
1-17-70	75-73	W	Ann Arbor
3-2-71	74-75	L	Champaign
1-11-72	70-75	L	Champaign
2-12-72	83-105	L	Ann Arbor

KANSAS (1-0)

H — 0-0	A — 0-0	N — 1-0
11-29-87	81-75	W Maui

MICHIGAN (67-66)

H — 44-23	A — 23-42	N — 0-1
2-1-19	27-23	W Ann Arbor
3-10-19	18-22	L Champaign
1-26-20	41-14	W Champaign
3-1-20	28-21	W Ann Arbor
2-26-21	18-24	L Ann Arbor
3-7-21	26-28	L Champaign
1-16-22	20-17	W Champaign
2-25-22	16-42	L Ann Arbor
1-16-23	13-30	L Ann Arbor
2-26-23	20-27	L Champaign
1-14-24	23-24	L Ann Arbor
3-8-24	23-20	W Champaign



Series Records

2-3-73	76-75	W	Champaign
2-26-73	96-89	W	Ann Arbor
2-2-74	77-101	L	Champaign
1-2-75	84-86	L	Champaign
3-3-75	75-77	L	Ann Arbor
1-26-76	76-75	W	Champaign
2-23-76	75-90	L	Ann Arbor
1-22-77	61-66	L	Ann Arbor
3-3-77	72-87	L	Champaign
1-14-78	65-61	W	Champaign
2-23-78	96-107	L	Ann Arbor
1-27-79	54-56	L	Champaign
2-3-79	65-74	L	Ann Arbor
1-17-80	80-69	W	Champaign
2-14-80	76-78	L	Ann Arbor
1-22-81	76-80/OT	L	Ann Arbor
2-19-81	67-64	W	Champaign
1-30-82	79-61	W	Champaign
2-6-82	53-58	L	Ann Arbor
1-29-83	87-74	W	Ann Arbor
2-17-83	91-71	W	Champaign
1-28-84	75-66/4OT	W	Champaign
2-16-84	60-62	L	Ann Arbor
1-10-85	64-58/OT	W	Champaign
2-9-85	45-57	L	Ann Arbor
1-8-86	59-61	L	Ann Arbor
2-8-86	83-79/OT	W	Champaign
1-3-87	95-84	W	Champaign
3-4-87	89-75	W	Ann Arbor
1-28-88	64-76	L	Ann Arbor
3-9-88	85-74	W	Champaign
1-14-89	96-84	W	Champaign
3-11-89	89-73	W	Ann Arbor
4-1-89	81-83	L	Seattle, WA
1-15-90	70-74	L	Champaign
2-11-90	79-93	L	Ann Arbor
1-26-91	72-67	W	Ann Arbor
2-28-91	68-65	W	Champaign
1-18-92	61-68	L	Champaign
3-14-92	59-68	L	Ann Arbor
1-23-93	68-76	L	Ann Arbor
3-10-93	97-98/OT	L	Champaign
1-23-94	70-74	L	Champaign
2-22-94	70-79	L	Ann Arbor
1-17-95	59-69	L	Champaign
2-26-95	51-63	L	Ann Arbor
1-9-96	68-83	L	Ann Arbor
3-3-96	73-62	W	Champaign
1-9-97	74-88	L	Ann Arbor
3-2-97	70-51	W	Champaign
1-25-98	64-53	W	Champaign

1-16-60	96-88	W	Champaign
2-8-60	77-78	L	East Lansing
1-30-61	93-92	W	Champaign
2-20-61	80-90	L	East Lansing
1-13-62	66-65	W	East Lansing
2-9-63	91-86	W	Champaign
1-4-64	87-66	W	Champaign
2-17-64	82-85	L	East Lansing
2-20-65	113-94	W	East Lansing
3-9-65	121-89	W	Champaign
2-22-66	66-68	L	East Lansing
1-7-67	74-76	L	Champaign
1-6-68	66-56	W	Champaign
3-9-68	59-62	L	East Lansing
2-15-69	70-75	L	East Lansing
3-4-69	71-57	W	Champaign
12-29-69	86-77	W	Portland, OR
2-24-70	74-67	W	East Lansing
3-7-70	76-81	L	Champaign
1-9-71	89-61	W	Champaign
1-16-71	69-67	W	East Lansing
2-8-72	79-89	L	East Lansing
2-24-73	81-71	W	Champaign
1-14-74	82-90	L	Champaign
1-28-74	82-93	L	East Lansing
2-1-75	60-75	L	Champaign
3-1-75	82-96	L	East Lansing
1-24-76	63-74	L	Champaign
2-21-76	59-69	L	East Lansing
1-20-77	58-67	L	East Lansing
3-5-77	61-62	L	Champaign
1-12-78	70-82	L	Champaign
2-25-78	67-89	L	East Lansing
1-11-79	57-55	W	Champaign
2-24-79	62-76	L	East Lansing
1-26-80	74-65	W	Champaign
2-2-80	59-68	L	East Lansing
1-29-81	71-70	W	East Lansing
2-21-81	82-62	W	Champaign
1-16-82	55-51	W	Champaign
2-25-82	47-56	L	East Lansing
1-27-83	78-71	W	East Lansing
2-19-83	69-61	W	Champaign
1-26-84	46-40	W	Champaign
2-19-84	70-53	W	East Lansing
1-12-85	75-63	W	Champaign
2-7-85	56-64	L	East Lansing
1-12-86	51-58	L	East Lansing
2-6-86	80-84	L	Champaign
1-5-87	79-72	W	Champaign
3-7-87	77-64	W	East Lansing
1-9-88	77-62	W	Champaign
2-13-88	83-65	W	East Lansing
1-7-89	71-54	W	Champaign
2-16-89	75-56	W	East Lansing
1-18-90	73-64	W	Champaign
2-17-90	63-70	L	East Lansing
1-17-91	68-71	L	Champaign
2-16-91	58-62	L	East Lansing
1-11-92	75-77	L	East Lansing
3-7-92	80-71	W	Champaign
1-9-93	52-39	W	East Lansing
2-10-93	83-80	W	Champaign
1-8-94	74-79	L	East Lansing
2-9-94	72-64	W	Champaign
1-28-95	67-75	L	Champaign
2-15-95	58-68	L	East Lansing
1-6-96	58-68	L	Champaign
3-6-96	67-77	L	East Lansing
1-22-97	66-63	W	East Lansing
2-15-97	79-68	W	Champaign

1-17-98	64-68	L	East Lansing
2-12-98	84-63	W	Champaign

MINNESOTA (93-59)

H — 60-16 A — 33-42 N — 0-1

2-2-06	19-32	L	Minneapolis
2-28-06	25-27	L	Champaign
1-31-07	3-42	L	Minneapolis
3-1-07	29-36	L	Champaign
2-15-08	16-15	W	Minneapolis
3-12-08	22-20	W	Champaign
1-22-09	17-18	L	Minneapolis
2-10-09	21-20	W	Champaign
3-9-10	9-22	L	Champaign
1-20-11	18-17	W	Minneapolis
3-2-11	22-12	W	Champaign
1-12-12	16-22	L	Minneapolis
2-10-12	13-10	W	Champaign
2-8-13	19-12	W	Champaign
2-22-13	20-10	W	Minneapolis
1-23-14	18-16	W	Champaign
2-21-14	26-11	W	Minneapolis
2-15-15	20-10	W	Minneapolis
3-8-15	26-11	W	Champaign
2-21-16	27-22	W	Minneapolis
3-13-16	20-9	W	Champaign
1-22-17	11-20	L	Minneapolis
2-10-17	18-17	W	Champaign
1-14-18	28-17	W	Champaign
2-25-18	22-35	L	Minneapolis
1-27-19	17-36	L	Minneapolis
3-3-19	9-26	L	Champaign
1-17-20	31-19	W	Champaign
2-23-20	26-20	W	Minneapolis
1-24-21	23-22	W	Minneapolis
2-12-21	24-20	W	Champaign
2-11-22	29-28	W	Minneapolis
2-18-22	28-18	W	Champaign
2-2-23	24-21	W	Minneapolis
2-19-23	25-18	W	Champaign
1-5-24	20-36	L	Minneapolis
3-10-24	31-19	W	Champaign
1-11-26	17-8	W	Champaign
3-8-26	21-28	L	Minneapolis
1-3-27	27-13	W	Minneapolis
2-5-27	36-27	W	Champaign
2-11-29	35-32	W	Minneapolis
3-4-29	32-27	W	Champaign
2-8-30	21-26	L	Minneapolis
2-15-30	26-22	W	Champaign
2-15-32	23-15	W	Champaign
2-27-32	26-27	L	Minneapolis
2-18-33	26-22	W	Minneapolis
2-25-33	28-30	L	Champaign
2-23-35	38-34	W	Minneapolis
3-2-35	41-29	W	Champaign
1-6-36	42-19	W	Minneapolis
2-22-36	35-33	W	Champaign
1-17-38	29-41	L	Champaign
2-12-38	23-28	L	Minneapolis
1-23-39	33-35	L	Minneapolis
2-10-40	60-31	W	Champaign
2-8-41	38-50	L	Minneapolis
1-24-42	49-36	W	Champaign
2-16-42	41-37	W	Minneapolis
2-13-43	56-35	W	Minneapolis
2-15-43	67-43	W	Minneapolis
3-3-44	50-32	W	Champaign

MICHIGAN STATE (45-40)

H — 29-13 A — 15-27 N — 1-0

3-5-51	49-43	W	East Lansing
2-11-52	84-62	W	Champaign
1-29-53	76-64	W	East Lansing
3-2-53	66-53	W	Champaign
1-9-54	59-60	L	East Lansing
2-14-55	90-72	W	Champaign
1-2-56	73-65	W	Champaign
2-18-56	96-76	W	East Lansing
2-9-57	64-70	L	East Lansing
2-18-57	83-89	L	Champaign
2-15-58	56-69	L	East Lansing
1-10-59	96-97	L	Champaign



Series Records

1-4-44	53-27	W	Champaign
1-10-45	57-35	W	Minneapolis
1-19-45	49-48	W	Champaign
1-6-47	31-34	L	Champaign
1-27-48	51-59	L	Minneapolis
1-29-49	45-44	W	Champaign
1-4-50	67-57	W	Minneapolis
1-6-51	70-62	W	Champaign
1-5-52	52-43	W	Minneapolis
1-23-52	73-77	L	Minneapolis
1-23-53	83-82	W	Champaign
1-2-54	72-84	L	Champaign
1-12-55	71-78/OT	L	Minneapolis
1-30-56	95-84	W	Minneapolis
1-27-56	97-81	W	Champaign
1-5-57	88-91	L	Minneapolis
1-2-57	75-86	L	Champaign
1-17-58	94-87	W	Champaign
1-26-59	70-81	L	Minneapolis
1-9-60	90-82	W	Champaign
1-18-60	70-77	L	Minneapolis
1-4-61	65-60	W	Minneapolis
1-27-61	76-85	L	Champaign
1-5-62	89-80	W	Champaign
1-25-63	81-70	W	Minneapolis
1-15-64	81-92	L	Minneapolis
1-22-64	86-78	W	Champaign
1-16-65	75-72	W	Champaign
1-13-65	90-105	L	Minneapolis
1-19-66	100-89	W	Champaign
1-26-66	92-94	L	Minneapolis
1-11-67	81-93	L	Minneapolis
1-27-67	84-71	W	Champaign
1-13-68	61-60	W	Minneapolis
1-4-69	80-58	W	Champaign
1-7-70	73-82	L	Minneapolis
1-28-70	75-73	W	Champaign
1-6-71	93-78	W	Champaign
1-27-71	64-80	L	Minneapolis
1-3-72	62-91	L	Minneapolis
1-19-73	73-82	L	Champaign
1-11-74	61-80	L	Minneapolis
1-25-74	52-72	L	Champaign
1-6-75	47-75	L	Minneapolis
1-3-75	50-56	L	Champaign
1-8-76	68-77	L	Minneapolis
1-2-76	62-72	L	Champaign
1-13-77	69-83	W**	Champaign
1-26-77	70-72	W**	Minneapolis
1-19-78	66-70	L	Minneapolis
1-16-78	69-75	L	Champaign
1-2-79	67-57	W	Champaign
1-10-79	59-57	W	Minneapolis
1-2-80	75-79	L	Minneapolis
1-21-80	60-58/OT	W	Champaign
1-17-80	63-65	L	New York City
1-17-81	80-76	W	Champaign
1-26-81	59-76	L	Minneapolis
1-23-82	64-57	W	Minneapolis
1-20-82	77-65	W	Champaign
1-6-83	49-75	L	Minneapolis
1-13-83	70-67	W	Champaign
1-5-84	80-53	W	Champaign
1-3-84	53-41	W	Minneapolis
1-3-85	58-60	L	Minneapolis
1-3-85	82-56	W	Champaign
1-2-86	76-57	W	Champaign
1-3-86	73-64	W	Minneapolis
1-17-87	80-58	W	Champaign
1-12-87	79-67	W	Minneapolis
1-7-88	65-61/OT	W	Minneapolis

2-11-88	86-50	W	Champaign
1-26-89	62-69	L	Minneapolis
3-2-89	63-58	W	Minneapolis
1-6-90	74-91	L	Minneapolis
2-8-90	99-72	W	Champaign
1-10-91	67-66	W	Champaign
2-10-91	94-74	W	Minneapolis
1-25-92	53-54	L	Minneapolis
2-15-92	74-58	W	Champaign
3-3-93	65-67	L	Minneapolis
3-9-94	90-75	W	Champaign
1-21-95	66-77	L	Minneapolis
2-22-95	94-88/OT	W	Champaign
1-3-96	64-69	L	Minneapolis
3-9-96	66-67	L	Champaign
1-14-97	96-90	W	Champaign
2-22-97	66-67	L	Minneapolis
2-4-98	68-56	W	Champaign

**Minnesota forfeited game

2-12-16	21-23	L	Champaign
2-29-16	16-25	L	Evanston
1-12-17	45-17	W	Champaign
3-2-17	21-12	W	Evanston
2-9-18	38-22	W	Champaign
3-2-18	14-29	L	Evanston
1-17-24	38-18	W	Champaign
3-4-24	36-35	W	Evanston
1-14-25	27-16	W	Evanston
2-12-25	30-20	W	Champaign
1-8-27	27-23	W	Evanston
2-16-27	46-32	W	Champaign
2-8-28	32-20	W	Champaign
3-1-28	31-39	L	Evanston
2-10-30	30-24	W	Evanston
2-22-30	32-34	L	Champaign
1-12-31	27-29	L	Champaign
2-16-31	35-28	W	Evanston
1-7-33	27-25	W	Champaign
1-21-33	27-30	L	Evanston
1-20-34	34-20	W	Champaign
2-19-34	25-32	L	Evanston
1-18-36	28-40	L	Champaign
2-17-36	39-38	W	Evanston
1-4-37	38-47	L	Champaign
3-6-37	32-26	W	Evanston
2-25-39	34-36	L	Evanston
2-12-40	35-33	W	Champaign
1-18-41	42-41	W	Evanston
2-7-42	41-33	W	Champaign
2-28-42	63-49	W	Chicago
2-1-43	68-51	W	Champaign
2-27-43	86-44	W	Chicago
2-11-44	29-42	L	Champaign
2-25-44	50-47	W	Chicago
1-19-45	51-42	W	Champaign
12-24-45	45-57	L	Chicago
1-14-46	45-38	W	Chicago
2-16-46	43-48	L	Champaign
1-11-47	55-40	W	Champaign
2-22-47	52-51	W	Chicago
1-5-48	52-47	W	Champaign
2-28-48	60-43	W	Chicago
2-7-49	85-66	W	Champaign
2-26-49	81-64	W	Chicago
1-16-50	76-50	W	Champaign
3-4-50	69-52	W	Chicago
3-3-51	80-76	W	Chicago
3-3-52	95-74	W	Champaign
1-12-53	83-58	W	Champaign
3-9-53	86-70	W	Evanston
1-4-54	66-65	W	Evanston
3-1-54	84-82	W	Champaign
2-5-55	104-89	W	Champaign
3-5-55	81-69	W	Evanston
3-5-56	82-83	L	Evanston
2-11-57	104-97	W	Evanston
2-1-58	102-98	W	Champaign
3-8-58	72-88	L	Evanston
2-7-59	79-88	L	Evanston
3-7-59	81-84	L	Champaign
12-29-59	92-79	W	Los Angeles
3-5-60	84-77	W	Evanston
2-18-61	72-78	L	Champaign
2-12-62	88-70	W	Champaign
3-10-62	73-68	W	Evanston
1-14-63	78-76	W	Evanston
3-4-63	79-73	W	Champaign
1-1-64	73-71	W	Champaign

MISSOURI (18-10)

H — 4-1 A — 3-2 N — 11-7

12-21-32	36-24	W	Columbia
1-3-34	31-27	W	Champaign
12-14-42	51-30	W	Champaign
12-18-43	39-29	W	Columbia
12-16-46	50-55	L	Kansas City
12-4-54	77-49	W	Champaign
12-10-55	73-74	L	Columbia
12-3-76	75-76	L	Columbia
12-6-77	96-85	W	Champaign
12-5-78	69-57	W	Columbia
12-4-79	66-67/OT	L	Champaign
12-10-80	84-62	W	St. Louis
12-8-81	68-78/OT	L	St. Louis
12-28-83	66-60	W	St. Louis
12-6-84	65-50	W	St. Louis
12-21-85	67-55	W	St. Louis
12-23-86	92-74	W	St. Louis
12-22-87	75-63	W	St. Louis
12-19-88	87-84	W	St. Louis
12-20-89	101-93	W	St. Louis
12-19-90	84-81	W	St. Louis
12-23-91	44-61	L	St. Louis
12-23-92	65-66	L	St. Louis
12-22-93	107-108/3OT	L	St. Louis
12-22-94	58-76	L	St. Louis
12-20-95	96-85/OT	W	St. Louis
12-28-96	85-69	W	St. Louis
12-23-97	69-75	L	St. Louis

NORTHWESTERN (108-32)

H — 55-12 A — 53-20 N — 0-0

3-7-08	18-13	W	Evanston
2-27-09	35-4	W	Evanston
2-25-11	26-15	W	Evanston
3-2-12	25-10	W	Champaign
3-9-12	30-19	W	Evanston
2-14-13	23-22	W	Champaign
3-15-13	18-20	L	Evanston
2-14-14	35-15	W	Champaign



Series Records

3-2-65	93-70	W	Evanston
2-7-66	77-80	L	Champaign
3-7-66	76-84	L	Evanston
1-10-67	96-104	L	Evanston
2-4-67	93-83	W	Champaign
2-10-68	71-78	L	Evanston
2-24-68	62-61	W	Champaign
1-11-69	82-77/OT	W	Evanston
3-8-69	78-68	W	Champaign
1-13-70	101-80	W	Evanston
3-9-71	70-85	L	Champaign
1-8-72	67-63	W	Evanston
2-5-72	68-59	W	Champaign
2-5-73	84-77	W	Evanston
3-5-73	77-76	W	Champaign
2-16-74	75-86	L	Evanston
1-11-75	64-60	W	Champaign
2-8-75	47-51	L	Evanston
1-10-76	74-69	W	Champaign
2-7-76	61-55	W	Evanston
1-24-77	71-68	W	Champaign
2-10-77	65-64	W	Evanston
1-21-78	73-63	W	Champaign
2-9-78	61-72	L	Evanston
1-6-79	74-56	W	Evanston
3-1-79	64-71	L	Champaign
1-5-80	81-71	W	Champaign
2-28-80	90-66	W	Evanston
1-8-81	88-64	W	Evanston
3-7-81	98-76	W	Champaign
1-7-82	60-50	W	Evanston
3-6-82	85-65	W	Champaign
2-5-83	78-62	W	Champaign
2-10-83	55-58	L	Evanston
2-4-84	71-52	W	Evanston
2-8-84	73-49	W	Champaign
1-19-85	55-43	W	Evanston
2-14-85	64-42	W	Champaign
1-18-86	72-46	W	Champaign
2-13-86	75-52	W	Evanston
1-10-87	76-69	W	Evanston
2-5-87	72-43	W	Champaign
1-23-88	79-48	W	Champaign
3-12-88	79-74	W	Evanston
1-19-89	75-70	W	Evanston
2-11-89	86-69	W	Champaign
1-13-90	85-78	W	Evanston
2-14-90	88-74	W	Champaign
2-4-91	73-59	W	Champaign
3-2-91	91-81	W	Evanston
2-1-92	43-46	L	Evanston

2-26-92	92-65	W	Champaign
1-7-93	81-71	W	Evanston
2-6-93	82-67	W	Champaign
1-12-94	81-53	W	Champaign
2-12-94	68-79	L	Evanston
1-7-95	82-55	W	Evanston
3-8-95	99-57	W	Champaign
1-27-96	74-62	W	Evanston
2-14-96	93-62	W	Champaign
2-5-97	70-58	W	Champaign
2-18-98	69-57	W	Champaign
1-10-98	59-44	W	Evanston

OHIO STATE (92-54)

H — 54-20 A — 38-24 N — 0-0

1-23-15	24-17	W	Champaign
3-1-15	26-19	W	Columbus
1-15-16	21-10	W	Champaign
3-6-16	28-22	W	Columbus
1-8-17	38-14	W	Columbus
2-5-17	34-21	W	Champaign
2-11-18	35-21	W	Champaign
2-18-18	26-23	W	Columbus
1-20-19	25-20	W	Champaign
2-24-19	15-32	L	Columbus
1-12-20	40-22	W	Champaign
2-9-20	35-27	W	Columbus
2-7-21	46-11	W	Champaign
2-28-21	35-32	W	Columbus
1-14-22	48-36	W	Columbus
2-20-22	41-22	W	Champaign
1-8-23	36-31	W	Columbus
3-5-23	37-21	W	Champaign
1-12-24	27-24	W	Columbus
2-11-24	22-25	L	Champaign
1-16-26	18-30	L	Columbus
2-13-26	35-31	W	Champaign
1-15-27	28-29	L	Columbus
2-7-27	43-30	W	Champaign
1-12-29	22-27	L	Columbus
2-16-29	30-35	L	Champaign
1-6-30	19-15	W	Champaign
2-17-30	26-16	W	Columbus
1-4-32	28-29	L	Champaign
2-13-32	26-29	L	Columbus
1-16-33	22-33	L	Columbus
2-13-33	29-31	L	Champaign
1-12-35	44-23	W	Columbus
2-18-35	44-36	W	Champaign
1-13-36	13-18	L	Champaign
2-29-36	30-20	W	Columbus
1-22-38	26-46	L	Columbus
2-19-38	42-34	W	Champaign
1-16-39	45-31	W	Champaign
1-13-40	31-37	L	Columbus
2-24-41	53-36	W	Champaign
1-12-42	58-49	W	Columbus
2-21-42	48-31	W	Champaign
2-6-43	60-48	W	Columbus
2-8-43	50-44	W	Columbus
2-18-44	41-52	L	Champaign
2-19-44	53-54	L	Champaign
2-16-45	56-41	W	Champaign
2-23-45	44-60	L	Columbus
1-12-46	35-41	L	Columbus
1-13-47	61-42	W	Champaign
2-1-47	59-58	W	Columbus
1-10-48	61-58	W	Champaign
2-14-48	50-57	L	Columbus
1-10-49	64-63	W	Columbus
2-12-49	64-49	W	Champaign
1-7-50	62-83	L	Columbus
1-21-50	66-50	W	Champaign
2-12-51	79-59	W	Champaign
2-24-51	89-69	W	Columbus
2-2-52	66-62	W	Columbus
2-16-52	80-53	W	Champaign
12-27-52	87-62	W	Champaign
3-7-53	93-74	W	Columbus
1-11-54	90-76	W	Champaign
1-16-54	82-78	W	Columbus

1-15-55	86-78	W	Columbus
2-26-55	85-77	W	Champaign
2-11-56	111-64	W	Champaign
2-25-56	84-87	L	Columbus
2-4-57	96-89	W	Champaign
2-25-57	79-72	W	Columbus
2-3-58	70-78	L	Columbus
1-3-59	81-80	W	Champaign
1-4-60	73-97	L	Columbus
2-15-60	81-109	L	Champaign
1-7-61	65-91	L	Columbus
3-11-61	66-95	L	Champaign
2-24-62	79-102	L	Columbus
1-7-63	90-78	W	Champaign
2-10-64	92-110	L	Columbus
3-2-64	74-86	L	Champaign
2-8-65	86-71	W	Columbus
2-16-65	95-72	W	Champaign
2-5-66	78-77	W	Champaign
3-6-67	79-100	L	Columbus
2-26-68	75-95	L	Columbus
3-4-68	64-67	L	Champaign
1-28-69	67-76	L	Columbus
2-18-69	73-57	W	Champaign
1-10-70	77-59	W	Champaign
2-13-71	72-92	L	Columbus
2-19-72	64-62	W	Champaign
2-29-72	70-103	L	Columbus
2-17-73	79-68	W	Champaign
3-3-73	64-65	L	Columbus
1-5-74	75-73	W	Columbus
3-9-74	78-79	L	Champaign
1-25-75	66-62	W	Columbus
2-22-75	83-78	W	Champaign
1-19-76	63-64	L	Columbus
2-16-76	91-73	W	Champaign
1-6-77	89-72	W	Columbus
2-19-77	60-64	L	Champaign
1-30-78	84-87	L	Champaign
2-4-78	65-70	L	Columbus
1-13-79	66-69/OT	L	Champaign
2-22-79	55-73	L	Columbus
1-24-80	76-79	L	Champaign
2-16-80	57-71	L	Columbus
2-5-81	82-63	W	Champaign
2-14-81	63-57	W	Columbus
1-14-82	50-51/OT	L	Champaign
2-27-82	53-63	L	Columbus
1-15-83	63-55	W	Champaign
3-3-83	74-73	W	Columbus
1-14-84	55-53	W	Columbus
3-1-84	73-58	W	Champaign
1-23-85	84-66	W	Champaign
2-23-85	64-72	L	Columbus
1-23-86	67-65	W	Columbus
2-22-86	66-62	W	Champaign
2-2-87	82-65	W	Columbus
2-25-87	93-70	W	Champaign
2-4-88	60-64	L	Columbus
2-17-88	118-86	W	Champaign
2-9-89	62-60	W	Champaign
2-26-89	94-71	W	Columbus
1-27-90	92-81	W	Champaign
2-26-90	80-86	L	Columbus
1-19-91	55-89	L	Columbus
2-20-91	64-73	L	Champaign
1-30-92	72-74	L	Champaign
3-11-92	70-82	L	Columbus
1-30-93	86-76	W	Columbus
3-6-93	85-73	W	Champaign
1-15-94	83-75	W	Columbus



Series Records

2-15-94	8-68	W	Champaign
1-4-95	79-70	W	Champaign
3-11-95	82-63	W	Columbus
1-24-96	77-46	W	Champaign
2-17-96	76-67	W	Columbus
1-4-97	72-64	W	Columbus
3-5-97	90-83	W	Champaign
1-28-98	66-62	W	Columbus

PENN STATE (8-4)

H — 4-1 A — 4-2 N — 0-1

3-21-42	34-41	L	New Orleans
12-5-90	68-78	L	University Park
11-25-91	60-65	L	Champaign
1-21-93	82-66	W	Champaign
2-20-93	74-66	W	University Park
2-2-94	83-65	W	University Park
3-5-94	84-59	W	Champaign
2-8-95	67-58	W	Champaign
2-8-96	58-61	L	University Park
1-11-97	85-70	W	Champaign
2-25-97	87-65	W	University Park
1-31-98	77-71	W	University Park

PURDUE (73-79)

H — 49-27 A — 24-51 N — 0-1

1-27-06	25-19	W	Urbana, IL
2-17-06	22-48	L	West Lafayette
1-12-07	27-32	L	Champaign
2-16-07	18-45	L	West Lafayette
1-11-08	24-23	W	West Lafayette
2-29-08	38-15	W	Champaign
2-17-09	24-18	W	Champaign
3-5-09	20-28	L	West Lafayette
1-29-10	33-17	W	Champaign
3-4-10	10-28	L	West Lafayette
1-28-11	29-33	L	Champaign
2-18-11	25-15	W	West Lafayette
1-27-12	20-35	L	Champaign
2-6-12	14-28	L	West Lafayette
1-21-13	22-18	W	Champaign
3-7-13	11-12	L	West Lafayette
1-17-14	26-20	W	Champaign
2-6-14	30-25	W	West Lafayette
1-16-15	27-8	W	Champaign
2-27-15	22-15	W	West Lafayette
1-11-16	22-11	W	Champaign
3-4-16	29-19	W	West Lafayette
1-6-17	28-24	W	West Lafayette
2-17-17	27-16	W	Champaign
1-9-18	27-17	W	Champaign
2-16-18	26-29	L	West Lafayette
1-18-19	13-16	L	Champaign
2-21-19	25-18	W	West Lafayette
1-10-20	33-31	W	Champaign
2-7-20	20-36	L	West Lafayette
3-2-21	39-26	W	West Lafayette
2-22-21	19-29	L	Champaign
2-7-22	29-28	W	Champaign
3-7-22	31-39	L	West Lafayette
1-20-23	20-24	L	Champaign
2-17-23	28-26	W	West Lafayette
3-2-25	18-34	L	West Lafayette

3-6-25	37-27	W	Champaign
2-10-26	29-28	W	Champaign
3-1-26	23-28	L	West Lafayette
1-7-28	24-30	L	Champaign
2-14-28	14-40	L	West Lafayette
1-5-29	24-33	L	West Lafayette
3-2-29	23-37	L	Champaign
1-10-31	15-30	L	West Lafayette
2-10-31	26-22	W	Champaign
1-9-32	28-21	W	Champaign
2-29-32	19-34	L	West Lafayette
1-8-34	21-36	L	West Lafayette
3-5-34	27-26	W	Champaign
1-7-35	37-36	W	Champaign
2-16-35	27-35	L	West Lafayette
1-18-37	38-37	W	West Lafayette
2-15-37	34-61	L	Champaign
1-10-38	51-43	W	Champaign
2-7-38	13-23	L	West Lafayette
2-11-39	30-34	L	West Lafayette
2-20-39	35-26	W	Champaign
2-17-40	27-33	L	West Lafayette
3-4-40	31-34	L	Champaign
1-6-41	49-34	W	Champaign
2-3-41	29-46	L	West Lafayette
3-7-42	34-32	W	Champaign
2-5-47	42-51	L	West Lafayette
2-21-48	98-54	W	Champaign
1-31-49	53-55	L	West Lafayette
1-9-50	59-54	W	Champaign
2-5-51	85-76	W	West Lafayette
2-17-51	70-65	W	Champaign
1-28-52	84-57	W	West Lafayette
3-1-52	82-71	W	Champaign
1-5-53	87-71	W	West Lafayette
2-16-53	93-67	W	Champaign
2-8-54	89-55	W	Champaign
1-10-55	83-73	W	West Lafayette
1-16-56	92-76	W	West Lafayette
2-20-56	102-77	W	Champaign
2-2-57	74-85	L	West Lafayette
2-23-57	80-78	W	Champaign
2-10-58	99-84	W	Champaign
1-31-59	81-102	L	West Lafayette
1-11-60	81-75	W	West Lafayette
2-13-60	93-89/2OT	W	Champaign
2-11-61	73-89	L	West Lafayette
3-4-61	85-75	W	Champaign
1-8-62	89-96	L	West Lafayette
2-17-62	88-100	L	Champaign
1-12-63	106-82	W	Champaign
2-19-63	87-79	W	West Lafayette
2-24-64	74-85	L	West Lafayette
2-6-65	121-93	W	Champaign
1-15-66	87-93	L	West Lafayette
2-28-66	98-81	W	Champaign
2-18-67	94-92	W	Champaign
2-25-67	86-98	L	West Lafayette
2-17-68	68-75	L	Champaign
1-7-69	84-98	L	West Lafayette
2-14-70	49-83	L	West Lafayette
2-21-70	81-88	L	Champaign
2-16-71	70-73	L	Champaign
3-6-71	93-99	L	West Lafayette
1-15-72	74-85	L	Champaign
1-6-73	80-91	L	West Lafayette
1-12-74	69-91	L	Champaign
3-2-74	83-94	L	West Lafayette
1-18-75	67-86	L	Champaign
2-15-75	91-114	L	West Lafayette
1-31-76	71-63	W	Champaign

2-28-76	62-81	L	West Lafayette
1-29-77	63-66	L	West Lafayette
2-5-77	71-70	W	Champaign
1-5-78	85-95	L	West Lafayette
3-4-78	67-66	W	Champaign
1-20-79	57-69	L	Champaign
2-8-79	65-71	L	West Lafayette
1-10-80	66-74	L	West Lafayette
2-23-80	69-72	L	Champaign
1-15-81	87-65	W	Champaign
2-28-81	81-70	W	West Lafayette
1-28-82	63-48	W	West Lafayette
2-18-82	44-52	L	Champaign
1-19-83	62-63	L	West Lafayette
2-23-83	54-56	L	Champaign
1-21-84	76-52	W	Champaign
2-25-84	55-59	L	West Lafayette
1-30-85	34-54	L	West Lafayette
3-2-85	86-43	W	Champaign
2-2-86	80-68	W	Champaign
2-27-86	81-72	W	West Lafayette
1-22-87	86-87/OT	L	West Lafayette
2-23-87	75-76/OT	L	Champaign
1-4-88	68-81	L	Champaign
2-25-88	79-93	L	West Lafayette
2-2-89	72-76	L	West Lafayette
2-20-89	102-75	W	Champaign
1-20-90	68-81	L	West Lafayette
2-21-90	90-78	W	Champaign
1-5-91	63-61	W	Champaign
2-6-91	59-56	W	West Lafayette
1-8-92	74-72/OT	W	Champaign
2-11-92	76-71/OT	W	West Lafayette
2-25-93	78-70/2OT	W	Champaign
3-13-94	77-87	L	West Lafayette
1-10-95	62-58	W	West Lafayette
3-4-95	56-69	L	Champaign
1-20-96	71-67	W	West Lafayette
2-20-96	71-74	L	Champaign
1-2-97	69-75	L	Champaign
3-8-97	69-77	L	West Lafayette
1-13-98	58-68	L	Champaign
2-14-98	72-75	L	West Lafayette
3-7-98	47-68	L	Chicago

SAINT LOUIS (10-5)

H — 7-2 A — 1-3 N — 2-0

12-12-31	31-17	W	Champaign
2-7-33	26-19	W	Champaign
12-10-33	21-22	L	Champaign
12-22-34	33-22	W	Champaign
12-7-35	35-27	W	Champaign
12-5-45	54-46	W	Champaign
12-22-49	59-47	W	Champaign
2-1-50	42-62	L	St. Louis
12-4-63	78-81	L	Champaign
12-5-64	64-79	L	St. Louis
12-30-70	78-60	W	Honolulu
11-26-76	68-65	W	St. Louis
12-4-76	54-46	W	Columbia
12-19-81	53-43	W	Champaign
12-6-97	51-57	L	St. Louis/ TWA Dome



Series Records

TEMPLE (2-3)

H — 1-0 A — 0-3 N — 1-0

12/20/37	38-51	L	Philadelphia
12/28/40	41-42	L	Philadelphia
12/29/72	82-77	W	New Orleans
12/16/89	78-61	W	Champaign
12-10-91	56-92	L	Philadelphia

TENNESSEE-MARTIN (0-0)

First meeting

TEXAS-PAN AMERICAN (1-0)

H — 1-0 A — 0-0 N — 0-0

12-2-97	88-60	W	Champaign
---------	-------	---	-----------

VALPARAISO (3-0)

H — 3-0 A — 0-0 N — 0-0

12-4-72	80-62	W	Champaign
12-3-74	69-58	W	Champaign
12-2-82	94-59	W	Champaign

WAKE FOREST (0-0)

First meeting

WISCONSIN (97-62)

H — 60-17 A — 36-45 N — 1-0

3-3-06	32-35	L	Madison
1-19-07	16-22	L	Champaign
2-1-07	13-47	L	Madison
1-18-08	20-28	L	Champaign
3-9-08	14-27	L	Madison
1-16-09	28-19	W	Champaign
1-23-09	10-20	L	Madison
1-15-10	16-28	L	Madison
1-21-10	34-14	W	Champaign
1-21-11	17-20	L	Madison
3-11-11	21-18	W	Champaign
1-14-12	10-27	L	Madison
3-15-12	15-23	L	Champaign
1-11-13	15-16	L	Champaign
2-21-13	13-18	L	Madison
1-10-14	25-26	L	Champaign
2-20-14	16-29	L	Madison

2-8-15	39-19	W	Champaign
2-13-15	19-17	W	Madison
1-22-16	27-20	W	Champaign
2-19-16	14-34	L	Madison
1-20-17	14-25	L	Madison
2-24-17	20-17	W	Champaign
1-19-18	21-22	L	Champaign
2-23-18	15-23	L	Madison
1-25-19	25-15	W	Madison
2-15-19	16-14	W	Champaign
2-24-20	43-20	W	Champaign
2-21-20	29-33	L	Madison
1-22-21	18-23	L	Madison
2-19-21	17-9	W	Champaign
2-10-22	23-25	L	Madison
2-27-22	37-35	W	Champaign
2-16-24	12-13	L	Madison
2-25-24	31-20	W	Champaign
2-21-25	35-25	W	Champaign
3-9-25	9-24	L	Madison
2-28-27	32-28	W	Champaign
3-5-27	13-39	L	Madison
1-16-28	34-33	W	Madison
3-9-28	22-32	L	Champaign
1-18-30	9-14	L	Madison
2-24-30	17-23	L	Champaign
1-5-31	9-12	L	Champaign
1-24-31	20-30	L	Madison
2-11-33	38-25	W	Champaign
2-20-33	29-15	W	Madison
1-7-34	20-17	W	Champaign
2-17-34	22-28	L	Madison
1-11-36	29-27	W	Madison
2-15-36	36-20	W	Champaign
1-9-37	31-28	W	Madison
2-22-37	48-31	W	Champaign
1-21-39	37-34	W	Madison
2-19-40	37-35	W	Champaign
2-15-41	30-46	L	Madison
1-3-42	55-40	W	Madison
2-23-42	45-43	W	Champaign
1-11-43	52-40	W	Madison
2-20-43	50-26	W	Champaign
1-3-44	45-43	W	Madison
1-7-44	38-43	L	Champaign
1-1-46	38-31	W	Madison
2-18-46	72-53	W	Champaign
1-1-47	47-53	L	Madison
1-25-47	63-37	W	Champaign
1-3-48	47-52	L	Madison
1-24-48	57-36	W	Champaign
1-3-49	62-50	W	Champaign
2-5-49	61-54	W	Madison
1-21-50	50-59	L	Madison
2-25-50	76-58	W	Champaign
1-1-51	71-69/OT	W	Madison
2-10-51	63-52	W	Champaign
1-7-52	53-49	W	Champaign
3-8-52	48-58	L	Madison
1-10-53	71-61	W	Champaign
2-7-53	65-61	W	Madison
1-13-54	70-64	W	Madison
2-22-54	66-64	W	Champaign
1-1-55	64-79	L	Champaign
2-19-55	99-71	W	Madison
1-9-56	96-77	W	Champaign
1-12-57	79-63	W	Madison
1-4-58	64-59	W	Madison
1-13-58	70-71	L	Champaign
1-5-59	77-51	W	Champaign
2-16-59	93-54	W	Champaign

2-20-60	63-75	L	Madison
2-6-61	77-73	W	Champaign
1-29-62	81-85	L	Champaign
2-19-62	101-103	L	Madison
2-11-63	77-84	L	Madison
2-23-63	89-77	W	Champaign
3-7-64	97-73	W	Champaign
12-15-64	70-56	W	Madison
12-14-65	90-70	W	Madison
1-11-66	80-64	W	Champaign
12-19-66	87-74	W	Champaign
3-11-67	92-102	L	Madison
2-6-68	68-60	W	Madison
2-1-69	86-73	W	Champaign
1-3-70	74-69	W	Madison
2-3-70	65-66	L	Champaign
1-12-71	84-82	W	Champaign
2-23-71	84-88	L	Madison
2-26-72	91-86	W	Champaign
3-11-72	84-97	L	Madison
1-8-73	76-74	W	Champaign
2-10-73	88-99	L	Madison
1-19-74	75-101	L	Madison
1-13-75	72-56	W	Champaign
2-10-75	70-76	L	Madison
1-12-76	71-61	W	Champaign
2-9-76	70-59	W	Madison
2-3-77	82-72	W	Champaign
2-12-77	50-62	L	Madison
2-2-78	74-71	W	Champaign
2-11-78	73-80	L	Madison
1-18-79	81-74	W	Madison
2-15-79	81-64	W	Champaign
1-19-80	69-64	W	Madison
2-7-80	67-50	W	Champaign
1-24-81	45-54	L	Champaign
2-12-81	84-65	W	Madison
2-4-82	88-54	W	Champaign
2-13-82	68-60	W	Madison
1-8-83	61-54	W	Madison
3-10-83	71-64	W	Champaign
1-7-84	63-62/OT	W	Madison
3-10-84	81-57	W	Champaign
1-17-85	78-67	W	Madison
2-16-85	68-49	W	Champaign
1-16-86	73-54	W	Champaign
2-15-86	82-74	W	Madison
1-8-87	68-66	W	Madison
2-7-87	99-74	W	Champaign
1-16-88	80-65	W	Madison
2-21-88	85-65	W	Champaign
1-12-89	103-80	W	Champaign
2-18-89	52-72	L	Madison
1-4-90	73-59	W	Champaign
1-25-90	66-63	W	Madison
2-2-91	70-62	W	Champaign
3-6-91	77-85	L	Madison
1-22-92	74-67	W	Champaign
2-20-92	78-92	L	Madison
1-27-93	80-72	W	Champaign
2-28-93	66-74	L	Madison
1-25-94	56-66	L	Madison
2-27-94	76-65	W	Champaign
2-4-95	60-73	L	Madison
2-3-96	56-57	L	Champaign
1-25-97	56-73	L	Champaign
2-12-97	45-62	L	Madison
1-21-98	62-48	W	Champaign
2-7-98	53-47/OT	W	Madison
3-6-98	66-61	W	Chicago





1 9 9 7 - 9 8 I N R E V I E W

1997-98 In Review

For everyone associated with Illinois basketball, from fans to players to coaches 1997-98 will always be remembered as a special season. It was the year that a group of unheralded seniors led a team which was picked to finish in the bottom half of the league standings to a share of the Big Ten title. They did so with unrelentless effort and a stingy defense that led the Big Ten in scoring defense, field goal percentage defense, and three-point percentage defense. Illinois started five seniors in all but one game and of those five players none were picked to be all league, but at the end of the season Kevin Turner's name was on the first-team All-Big Ten list after averaging 17.7 points and setting the school record with 78 three pointers. The 1997-98 version of the Fighting Illini exhibited the true meaning of teamwork. No stars, no egos, just a group of players on the floor working their tails off for every win. Here are some of the highlights from the season.

- ✓ All seven Illinois seniors earned their undergraduate degree. Two seniors, Jerry Hester and Brian Johnson completed their undergraduate work prior to the 1998 season.
- ✓ Illinois, picked to finish anywhere from fifth to seventh in the Big Ten, produced a 13-3 record and captured its first Big Ten Championship since 1984. The Illini's 13-3 record is the best in league play since the Illini were 14-4 in 1989.
- ✓ This is the first year in school history that Illinois has gone undefeated against Indiana, Iowa and Michigan.
- ✓ This is the first time since 1990 that Illinois has swept Indiana and Lon Kruger is 3-0 vs. Indiana in two years at Illinois.
- ✓ Illinois produced back-to-back 20-win seasons with a 22-10 record in 1997 and a 23-10 mark in 1998.
- ✓ Illinois finished the regular season ranked in the top 25 for the second year in a row. The Illini were 22nd in the final Associated Press poll.
- ✓ Illinois was the top defensive team in the Big Ten holding first place in scoring defense, field goal percentage defense, and three-point percentage defense in conference games.

- ✓ Three Illini players earned Big Ten Player of the Week accolades. **Matt Heldman** was selected after averaging 13.5 points in games against Maine and Clemson. Against Clemson he hit a career best 14-of-14 from the free throw line. **Kevin Turner** was chosen after scoring 32 and 35 points in back-to-back games against UCLA and Indiana, and

Jerry Hester was chosen in February after averaging 18.5

points in wins against Northwestern and Iowa. That week, he was 6-of-9 from three-point range.

- ✓ When Illinois defeated Michigan 64-53 on Jan. 25, the Illini held the Wolverines to 23 points below their scoring average.
- ✓ The Illini defeated Iowa by double figures (76-64) in Iowa City for the first time since 1964.
- ✓ UI's seniors produced 84 percent of the team's scoring and 63 percent of its rebounding.
- ✓ **Kevin Turner** was chosen first team All-Big Ten, **Jerry Hester** was chosen third team All-Big Ten and **Matt Heldman** was honorable mention All-Big Ten.



Jerry Hester was the team's co-MVP and a third team All-Big Ten selection.

Individual Honors

Lon Kruger

One of only 12 active coaches who have led three different teams to the NCAA Tournament ... Led Illinois to the second round of the NCAA Tournament two straight years (first time since 1988 & 1989 that Illinois has advanced to the second round in consecutive years) ... First coach to reach the 40-win plateau in two seasons at Illinois, he is currently 45-20 (24-10 in the Big Ten) ... *Basketball Times* Midwest Region Coach of the Year.

Jarrod Gee

CBS Player of the Game vs. Clemson (13 points, 10 rebounds, 4 blocks) and vs. Maryland in the NCAA Tournament (14 points, 13 rebounds) ... Eighth on the Illinois career blocked shot list.

Matt Heldman

Honorable Mention All-Big Ten ... Co-Big Ten Player of the Week (Dec. 7-13) ... Finished his career second in the Illinois record book for free-throw percentage (.840), fourth in three-point field goals made (161), and fourth in three-point attempts (398) ... In single season records, he is in the top 10 for minutes played (2nd, 1,203), three-pointers made (6th, 67), attempted (5th, 165), and free-throw percentage (4th, .860) ... Ralf Woods Free Throw Award winner.

Jerry Hester

Third Team All-Big Ten ... Co-Big Ten Player of the Week (Feb. 16-22) ... Finished his career 10th on the Illinois all-time scoring list with 1,415 points ... Sixth in the Illinois career records for three pointers made (143), and fifth for three pointers attempted (394) ... Team Co-MVP.

Brian Johnson

Brian earned Academic All-Big Ten honors for the third consecutive season ... He was voted a GTE District V Academic All-American ... Kenny Battle Inspiration Award.

Kevin Turner

First Team All-Big Ten ... Big Ten Player of the Week (Dec. 29-Jan. 4) ... Scored 32 points vs. UCLA then followed it up with 35 vs. Indiana, becoming the first Illinois player since 1994 to post back to back 30 point games ... Set the school record for three pointers made (78) and attempted (212) in a season ... Finished his career third in three pointers made (179) and attempted (496) ... Team Co-MVP.

1997-98 Statistics

RECORD	OVERALL	HOME	AWAY	NEUTRAL
ALL GAMES	23-10	14-1	6-4	3-5
CONFERENCE	13-3	7-1	6-2	0-0
NON-CONFERENCE	10-7	7-0	0-2	3-5

PLAYER	G-GS	MIN/Avg.	FG-FGA	Pct.	3FG-FGA	Pct.	FT-FTA	Pct.	OR-DR	TOT/Avg.	PF-DQ	A	TO	BLK	ST	PTS/Avg.
Turner	33-33	1095/33.2	215-512	.420	78-212	.368	76-106	.717	15-90	105/3.2	58-0	91	92	2	44	584/17.7
Lester	33-32	1042/31.6	186-395	.471	40-114	.351	74-96	.771	62-113	175/5.3	69-0	49	55	8	28	486/14.7
Heldman	33-33	1203/36.5	97-238	.408	67-165	.406	98-114	.860	10-87	97/2.9	66-1	131	81	0	42	359/10.9
Gee	33-32	795/24.1	115-220	.523	0-0	.000	49-77	.636	65-110	175/5.3	102-5	23	40	29	32	279/8.5
Johnson	33-33	919/27.8	83-141	.589	0-0	.000	66-95	.695	53-94	147/4.5	87-2	78	53	17	29	232/7.0
McClain	33-1	543-16.5	42-124	.339	4-24	.167	28-64	.438	36-67	103/3.1	84-2	54	52	9	40	116/3.5
Davis	28-0	201/7.2	31-85	.365	24-71	.338	3-9	.333	6-16	22/0.8	19-0	10	12	0	6	89/3.2
Chukwudebe	33-0	432/13.1	25-68	.368	0-1	.000	16-23	.696	45-65	110/3.3	71-1	8	17	19	13	66/2.0
Storey	27-0	153/5.7	24-57	.421	0-1	.000	6-16	.375	9-23	32/1.2	27-0	6	10	5	5	54/2.0
Speyers	21-0	81/3.9	4-14	.286	0-0	.000	6-12	.500	6-12	18/0.9	13-0	3	5	1	0	14/0.7
Greenman	19-0	24/1.3	3-5	.600	0-1	.000	1-4	.250	2-3	5/0.3	4-0	0	2	0	1	7/0.4
Poline	28-1	131/4.7	0-6	.000	0-1	.000	8-16	.500	2-8	10/0.4	16-0	16	14	0	3	8/0.3
Reichardt	1-0	2/2.0	2-3	.667	2-3	.667	0-0	.000	0-0	0/0.0	0-0	0	1	0	0	6/6.0
Wilkinson	1-0	0+/0.0	0-0	.000	0-0	.000	1-2	.500	0-0	0/0.0	0-0	0	0	0	0	1/1.0
East	1-0	2/2.0	0-0	.000	0-0	.000	0-0	.000	0-0	0/0.0	0-0	0	1	0	0	0/0.0
Callaghan	1-0	1/1.0	0-0	.000	0-0	.000	0-0	.000	0-0	0/0.0	0-0	0	0	0	1	0/0.0
Campbell	1-0	1/1.0	0-0	.000	0-0	.000	0-0	.000	0-1	1/1.0	1-0	0	0	0	0	0/0.0
Williams	1-0	0+/0.0	0-1	.000	0-0	.000	0-0	.000	0-0	0/0.0	0-0	0	0	0	0	0/0.0
TEAM									55-54	109			8			
ILLINOIS	33	6625	827-1869	.442	215-593	.363	432-634	.681	366-743	1109/33.6	617	469	443	90	244	2301/69.7
Opponents	33	6625	736-1768	.416	173-551	.314	450-655	.687	372-763	1135/34.4	611	415	538	84	179	2095/63.5

BIG TEN GAMES ONLY

PLAYER	G-GS	MIN/Avg.	FG-FGA	Pct.	3FG-FGA	Pct.	FT-FTA	Pct.	OR-DR	TOT/Avg.	PF-DQ	A	TO	BLK	ST	PTS/Avg.
Turner	16-16	560/35.0	111-261	.425	40-109	.367	36-47	.766	9-42	51/3.2	27-0	50	51	1	20	298/18.6
Lester	16-16	540/33.8	99-183	.541	26-61	.426	36-46	.783	30-58	88/5.5	37-0	21	27	3	18	260/16.3
Heldman	16-16	614/38.4	48-113	.425	37-86	.430	54-62	.871	4-52	56/3.5	31-0	75	36	0	17	187/11.7
Gee	16-16	357/22.3	49-94	.521	0-0	.000	19-29	.655	26-45	71/4.4	50-2	11	17	10	16	117/7.3
Johnson	16-16	430/26.9	33-60	.550	0-0	.000	27-39	.692	18-42	60/3.8	49-2	38	28	10	14	93/5.8
McClain	16-0	274/17.1	20-59	.339	2-7	.286	13-29	.448	21-34	55/3.4	46-2	28	19	6	18	55/3.4
Davis	13-0	80/6.2	15-35	.429	11-28	.393	1-3	.333	1-5	6/0.5	8-0	3	7	0	1	42/3.2
Chukwudebe	16-0	250/15.6	16-48	.333	0-0	.000	6-10	.600	28-42	70/4.4	39-1	7	5	13	7	38/2.4
Storey	13-0	57/4.4	6-20	.300	0-0	.000	1-2	.500	0-6	6/0.5	11-0	0	3	2	1	13/1.0
Greenman	7-0	9/1.3	1-2	.500	0-0	.000	0-0	.000	1-0	1/0.1	3-0	0	1	0	1	2/0.3
Poline	14-0	26/1.9	0-1	.000	0-0	.000	2-2	1.000	1-0	1/0.0	1-0	3	4	0	0	2/0.1
Speyers	11-0	26/2.4	0-2	.000	0-0	.000	0-2	.000	1-2	3/0.3	5-0	0	2	0	0	0/0.0
TEAM									15-17	32			4			
ILLINOIS	16	3225	398-878	.453	116-291	.399	195-271	.720	155-345	500/31.3	307-7	236	204	45	113	1107/69.2
Opponents	16	3325	399-827	.410	75-259	.290	239-339	.705	181-357	538/33.6	272	189	241	43	79	992/62.0

SCORE BY HALVES	1st	2nd	OT	TOTAL
ILLINOIS	1062	1230	9	2301
Opponents	895	1197	3	2095

DEADBALL REBOUNDS	OFF	DEF	TOTAL
ILLINOIS	93	29	122
Opponents	94	20	114



Game-by-Game Statistics

Date	Opponent	Score	W/L	Attendance	High Scorer	High Rebounder
11/17/97	BRADLEY	69-59	W	13,304	Turner (17)	Gee (7)
11/21/97	GEORGIA SOUTHERN	82-53	W	10,789	Hester (18)	Chukwudebe (10)
11/24/97	ILLINOIS-CHICAGO	71-70	W	11,043	Gee (26)	Hester (8)
11/27/97	*Wichita State	70-57	W	1,500	Hester (21)	Hester (7)
11/28/97	*Louisville	57-58	L	1,500	Heldman (16)	Gee (10)
					Turner (16)	
11/29/97	*St. John's	66-83	L	500	Heldman (16)	Gee (7)
12/2/97	TEXAS-PAN AMERICAN	88-60	W	10,456	Turner (28)	McClain (6)
12/6/97	at Saint Louis (TWA Dome)	51-57	L	32,429	Turner (17)	Johnson (7)
12/8/97	MAINE	88-69	W	10,742	Turner (17)	Johnson (11)
12/13/97	CLEMSON (United Center)	71-61	W	9,282	Heldman (17)	Gee (10)
12/20/97	TEXAS	105-80	W	14,746	Hester (24)	Chukwudebe (6)
12/23/97	Missouri (Kiel Center)	69-75	L	22,371	Turner (17)	Heldman (6)
						Turner (6)
						Johnson (6)
12/30/97	at UCLA	69-74	L	12,055	Turner (32)	Hester (9)
1/3/98	INDIANA	74-72	W	16,450	Turner (35)	McClain (5)
1/8/98	at Iowa	76-64	W	15,500	Hester (20)	Heldman (6)
1/10/98	at Northwestern	59-44	W	8,117	Gee (20)	Hester (7)
1/13/98	PURDUE	58-68	L	14,874	Heldman (18)	Hester (7)
1/17/98	at Michigan State	64-68	L	14,574	Hester (14)	Gee (4)
1/21/98	WISCONSIN	62-48	W	11,281	Heldman (17)	Heldman (8)
						Turner (8)
1/25/98	MICHIGAN	64-53	W	16,450	Turner (17)	Heldman (7)
1/28/98	at Ohio State	66-62	W	9,250	Turner (24)	Hester (9)
1/31/98	at Penn State	77-71	W	12,977	Turner (26)	Hester (10)
2/4/98	MINNESOTA	68-56	W	12,204	Turner (19)	Gee (11)
2/7/98	at Wisconsin	53-47 (OT)	W	16,414	Hester (18)	Hester (13)
2/12/98	MICHIGAN STATE	84-63	W	16,450	Turner (20)	Chukwudebe (9)
2/14/98	at Purdue	72-75	L	14,123	Hester (27)	Gee (6)
2/18/98	NORTHWESTERN	69-57	W	16,450	Turner (28)	Chukwudebe (5)
						Johnson (5)
2/22/98	IOWA	79-72	W	16,450	Hester (20)	Chukwudebe (6)
						Heldman (6)
2/24/98	at Indiana	82-72	W	17,103	Heldman (16)	Chukwudebe (9)
					Gee (16)	
					Turner (16)	
3/6/98	#Wisconsin	66-61	W	21,711	Turner (24)	Gee (7)
						Turner (7)
3/7/98	#Purdue	47-68	L	21,711	Turner (12)	Gee (7)
3/12/98	%South Alabama	64-51	W	14,920	Turner (18)	Heldman (3)
						Hester (3)
						Johnson (3)
3/14/98	%Maryland	61-67	L	16,402	Hester (15)	Gee (13)

* Puerto Rico Shootout

#Big Ten Tournament (Chicago, Ill.)

%NCAA Tournament First/Second Rounds (Sacramento, Calif.)

ATTENDANCE SUMMARY

	GAMES	TOTALS	AVG/GAME
HOME	15	200,971	13,398
AWAY	10	152,542	15,254
NEUTRAL	8	100,615	12,577
TOTAL	33	454,128	13,761



Game-by-Game Statistics

Opponent	Att.	FG-A/Pct	3P-A/Pct	FT-A/Pct	O-D-R	PF	A	TO	BK	ST	PTS
1/17 Bradley	13,304	23-59/.390 21-47/.447	4-16/.250 8-13/.615	19-23/.826 9-18/.500	15-21—36 9-21—30	21 20	13 12	9 16	6 5	9 4	36-33—69 26-33—59
1/21 Ga. Southern	10,789	29-63/.460 17-61/.279	8-22/.364 6-26/.231	16-30/.533 13-23/.565	15-33—48 13-24—37	23 26	16 11	17 21	3 2	8 4	30-52—82 19-34—53
1/24 Illinois-Chicago	11,043	28-57/.491 26-58/.448	3-14/.214 10-23/.435	12-22/.545 8-11/.727	12-21—33 10-23—33	17 23	12 12	7 11	2 4	5 4	32-39—71 31-39—70
1/27 Vichita State	1,500	25-49/.510 20-54/.370	0-9/.000 5-21/.238	20-33/.606 12-21/.571	16-25—41 14-16—30	20 28	8 7	18 18	3 1	8 16	26-44—70 16-41—57
1/28 Louisville	1,500	24-56/.429 23-54/.426	6-17/.353 4-18/.222	3-6/.500 8-15/.533	13-26—39 10-21—31	18 12	9 9	23 17	4 4	8 9	35-22—57 25-33—58
1/28 St. John's	500	24-58/.414 30-54/.556	11-28/.393 5-9/.556	7-13/.538 18-26/.692	13-13—26 17-26—43	18 16	17 14	15 16	3 2	6 7	32-34—66 31-52—83
2/2 Texas-Pan American	10,456	30-57/.526 25-59/.424	12-23/.522 5-18/.278	16-23/.696 5-9/.556	9-29—38 6-19—25	14 22	19 9	20 21	4 0	9 5	37-51—88 25-35—60
2/6 St. Louis	32,429	17-51/.333 17-51/.333	3-13/.231 3-13/.231	14-18/.778 20-26/.769	9-27—36 9-25—24	23 20	6 11	22 18	3 1	10 10	27-24—51 29-28—57
2/8 Maine	10,742	34-75/.453 26-59/.441	7-19/.368 10-20/.500	13-28/.464 7-11/.636	18-28—46 9-29—38	14 24	14 11	12 26	0 0	8 5	37-51—88 29-40—69
2/13 Clemson	9,282	21-54/.389 23-68/.338	2-14/.143 8-22/.364	27-33/.818 7-16/.438	12-27—39 23-25—48	14 26	16 15	10 16	4 3	9 5	32-39—71 31-30—61
2/20 Texas	14,746	31-68/.456 27-66/.409	5-15/.333 8-26/.308	38-52/.731 18-29/.621	18-22—40 17-25—42	24 32	19 14	17 28	2 4	7 6	45-60—105 33-47—80
2/23 Missouri	22,371	25-76/.329 23-55/.418	7-26/.269 5-11/.455	12-18/.667 24-29/.828	16-27—43 9-38—47	22 17	15 14	12 19	0 1	11 6	26-43—69 28-47—75
2/30 UCLA	12,055	27-61/.443 24-53/.453	12-24/.500 4-10/.400	3-7/.429 23-32/.688	10-18—28 14-25—39	25 9	16 19	15 18	3 2	5 6	26-43—69 40-34—74
3/3 Indiana	16,450	27-62/.435 27-53/.509	8-20/.400 6-15/.400	12-19/.632 12-17/.706	14-17—31 8-25—33	17 17	16 19	10 15	4 2	8 5	38-36—74 25-47—72
3/8 Iowa	15,500	27-55/.491 21-58/.362	11-22/.500 5-21/.238	11-14/.786 17-22/.773	8-24—32 17-21—38	20 15	15 16	15 16	7 7	15 11	38-38—76 32-32—64
3/10 Northwestern	8,117	26-57/.456 13-33/.394	3-10/.300 1-8/.125	4-6/.667 17-25/.680	10-18—28 9-23—32	21 13	15 8	3 16	2 1	7 0	21-38—59 13-31—44
3/13 Purdue	14,874	21-60/.350 23-50/.460	4-13/.308 6-13/.462	12-17/.706 16-24/.667	8-23—31 10-34—44	22 18	11 12	7 15	2 4	5 2	31-27—58 36-32—68
3/17 Michigan State	14,574	22-39/.564 23-50/.460	3-10/.300 10-21/.476	17-19/.895 12-18/.667	6-14—20 12-13—25	19 18	12 10	19 15	0 2	7 9	35-29—64 27-41—68
3/21 Wisconsin	11,281	19-42/.452 16-47/.340	5-11/.455 6-16/.375	19-29/.655 10-15/.667	11-27—38 7-15—22	16 25	12 9	15 10	3 1	3 6	32-30—62 22-26—48
3/25 Michigan	16,450	23-56/.411 20-60/.333	7-19/.368 4-18/.222	11-24/.458 9-13/.692	11-24—35 15-27—42	16 21	15 14	13 18	3 2	8 5	33-31—64 30-23—53
3/28 Ohio State	9,250	22-52/.423 22-53/.415	8-23/.348 4-15/.267	14-17/.824 14-24/.583	10-21—31 15-20—35	17 14	12 15	17 18	0 1	5 7	32-34—66 27-35—62
3/31 Penn State	12,977	27-56/.482 28-59/.475	7-13/.538 4-19/.211	16-20/.800 11-14/.786	11-20—31 11-22—33	18 18	16 18	17 18	4 7	10 7	44-33—77 25-46—71
3/4 Minnesota	12,204	23-52/.442 21-51/.412	9-24/.375 3-15/.200	13-17/.765 11-17/.647	9-24—33 11-20—31	17 17	16 9	12 16	2 2	8 4	40-28—68 29-27—56
3/7 Wisconsin	16,414	18-59/.305 16-52/.308	5-23/.217 1-16/.063	12-18/.667 14-22/.636	16-29—45 11-28—39	19 20	9 5	15 14	2 6	8 3	23-21-9—53 21-23-3—47
3/12 Michigan State	16,450	33-62/.532 22-59/.373	9-17/.529 4-18/.222	9-11/.818 15-24/.625	13-19—32 19-17—36	21 16	22 10	12 13	5 2	4 3	32-52—84 27-36—63
3/14 Purdue	14,123	28-58/.483 22-45/.489	8-20/.400 5-14/.357	8-9/.889 26-37/.703	6-22—28 6-24—30	27 11	13 13	14 12	1 5	4 5	36-36—72 30-45—75
3/18 Northwestern	16,450	25-55/.455 17-47/.362	11-18/.611 6-13/.462	8-11/.727 17-18/.944	5-19—24 9-25—34	18 14	16 9	11 17	4 0	9 1	31-38—69 23-34—57
3/22 Iowa	16,450	32-64/.500 28-56/.500	9-29/.310 4-20/.200	6-10/.600 12-15/.800	10-21—31 8-23—31	16 12	20 14	9 14	4 1	8 7	36-43—79 37-35—72
3/24 Indiana	17,103	25-49/.510 20-54/.370	9-19/.474 6-17/.353	23-30/.767 26-34/.765	7-23—30 13-20—33	23 23	16 8	16 14	2 0	4 4	33-49—82 28-44—72
3/6 Wisconsin	21,711	26-48/.542 23-55/.418	4-13/.308 5-17/.294	10-17/.588 10-12/.833	4-29—33 5-21—26	15 17	17 12	12 10	2 2	5 5	26-40—66 10-51—61
3/7 Purdue	21,711	21-58/.362 26-46/.565	3-20/.150 2-13/.154	2-6/.333 14-17/.824	17-14—31 8-22—30	17 12	9 23	15 15	1 4	8 4	25-22—47 31-37—68
3/12 South Alabama	14,920	19-41/.463 21-45/.467	5-10/.500 4-15/.267	21-28/.750 5-8/.625	2-14—16 10-22—32	13 22	13 12	6 10	2 4	13 2	28-36—64 24-27—51
3/14 Maryland	16,402	25-60/.417 25-56/.446	7-19/.368 6-17/.353	4-6/.667 11-13/.846	12-24—35 8-24—32	12 11	14 21	9 4	2 2	2 3	27-34—61 35-32—67



1997-98 Highs & Lows

Individual	Illinois	Opponent
Points Scored	35 by Kevin Turner vs. Indiana, 1/3/98	27 by Mateen Cleaves, MSU, 1/17/98
Field Goals Made	12 by Kevin Turner vs. UCLA 12/30/97 Indiana 1/3/98	10 by Larry Jackson, UT-Pan Am, 12/2/97
Field Goals Attempted	25 by Kevin Turner vs. UCLA/Indiana	23 by Larry Jackson, UT-Pan Am, 12/2/97
3-Point Field Goals Made	8 by Kevin Turner vs. UCLA 12/30/97	5 by three players
3-Point Field Goals Attempted	16 by Kevin Turner vs. Indiana, 1/3/98	10 by 3 players
Free Throws Made	14 by Matt Heldman vs. Clemson, 12/13/97	12 by Zendon Hamilton, St. John's, 11/29/97
Free Throws Attempted	14 by Matt Heldman vs. Clemson, 12/13/97	16 by Zendon Hamilton, St. John's, 11/29/97
Rebounds	13 by Jerry Hester vs. Wisconsin, 2/7/98 13 by Jarrod Gee vs. Maryland, 3/14/98	16 by Brad Miller, Purdue, 1/13/98
Assists	8 by Matt Heldman vs. Ga. Southern, 11/21/97	7 by five players
Blocked Shots	4 by Jarrod Gee vs. Clemson, 12/13/97	6 by Calvin Booth, Penn State, 1/31/98
Steals	5 by Jarrod Gee vs. Iowa, 1/8/98	

Illinois	Highs	Lows
Points Scored	105 vs. Texas, 12/20/97	47 vs. Purdue, 3/7/98
Points Scored 1st Half	45 vs. Texas, 12/20/97	21 vs. Northwestern, 1/10/98
Points Scored 2nd Half	60 vs. Texas, 12/20/97	21 vs. Wisconsin, 2/7/98
Field Goals Made	34 vs. Maine, 12/8/97	17 vs. Saint Louis, 12/6/97
Field Goals Attempted	76 vs. Missouri, 12/23/97	39 vs. Michigan State, 1/17/98
Field Goal Percentage	.564 vs. Michigan State, 1/17/98	.329 vs. Missouri, 12/23/97
3-Point Field Goals Made	12 vs. Texas-Pan American, 12/2/97	0 vs. Wichita State, 11/27/97
3-Point Field Goals Attempted	29 vs. Iowa, 2/22/98	9 vs. Wichita State, 11/27/97
3-Point Field Goal Percentage	.611 vs. Northwestern, 2/18/98	.000 vs. Wichita State, 11/27/97
Free Throws Made	38 vs. Texas, 12/20/97	3 vs. Louisville, 11/28/97
Free Throws Attempted	52 vs. Texas, 12/20/97	3 vs. UCLA, 12/30/97
Free Throw Percentage	.895 vs. Michigan State, 1/17/98	6, five times
Rebounds	48 vs. Georgia Southern, 11/21/97	.333 vs. Purdue, 3/7/98
Assists	22 vs. Michigan State 2/12/98	20 vs. Michigan State, 1/17/98
Blocked Shots	7 vs. Iowa, 1/8/98	6 vs. Saint Louis, 12/6/97
Steals	15 vs. Iowa, 1/8/98	0, four times
Personal Fouls	27 vs. Purdue, 2/14/98	3 vs. Wisconsin, 1/21/98
Margin of Victory	28 vs. Texas-Pan Am, 12/2/97	12 vs. Maryland, 3/14/98
		1 vs. UIC, 11/24/97

Opponents	Highs	Lows
Points Scored	83 by St. John's, 11/29/97	44 by Northwestern, 1/10/98
Points Scored 1st Half	40 by UCLA, 12/30/97	13 by Northwestern, 1/10/98
Points Scored 2nd Half	52 by St. John's, 11/29/97	26 by Wisconsin, 1/21/98
Field Goals Made	30 by St. John's, 11/29/97	13 by Northwestern, 1/10/98
Field Goals Attempted	68 by Clemson, 12/13/97	33 by Northwestern, 1/10/98
Field Goal Percentage	.556 by St. John's, 11/29/97	.279 vs. Georgia Southern, 11/21/97
3-Point Field Goals Made	10, three teams	1 by Northwestern, 1/10/98
3-Point Field Goals Attempted	26 by Georgia Southern, 11/21/97	1 by Wisconsin, 2/7/98
3-Point Field Goal Percentage	.615 by Bradley, 11/17/97	8 by Northwestern, 1/10/98
Free Throws Made	26 by Purdue, 2/14/98 26 by Indiana, 2/24/98	.063 by Wisconsin, 2/7/98
Free Throws Attempted	37 by Purdue, 2/14/98	5 by Texas-Pan American, 12/2/97
Free Throw Percentage	.944 by Northwestern, 2/18/98	8 by South Alabama, 3/12/98
Rebounds	48 by Clemson, 12/13/97	.438 by Clemson, 12/13/97
Assists	23 by Purdue, 3/7/98	22 by Wisconsin, 1/21/98
Blocked Shots	7 by Iowa, 1/8/98 7 by Penn State, 1/31/98	10 by Wisconsin, 1/21/98
Steals	16 by Wichita State, 11/27/97	0, four teams
Personal Fouls	32 by Texas, 12/20/97	0 by Northwestern, 1/10/98
Margin of Victory		9 by UCLA, 12/30/97



1997-98 Big Ten Statistics

FINAL REGULAR SEASON STANDINGS

	Conference Games			All Games		
	G	W	L	G	W	L
1. Michigan State	13	3	.813	22	8	.733
ILLINOIS	13	3	.813	23	10	.697
3. Purdue	12	4	.750	28	8	.778
4. Michigan	11	5	.688	25	9	.735
5. Iowa	9	7	.563	20	11	.645
Indiana	9	7	.563	20	12	.625
7. Penn State	8	8	.500	19	13	.594
8. Minnesota	6	10	.375	20	15	.571
9. Wisconsin	3	13	.188	12	19	.387
10. Northwestern	3	13	.188	10	17	.370
11. Ohio State	1	15	.063	8	22	.267

SCORING OFFENSE

Team	G	W	L	Pts	Avg
1. Purdue	36	28	8	3014	83.7
2. Iowa	31	20	11	2486	80.2
3. Michigan	34	25	9	2630	77.4
4. Indiana	32	20	12	2457	76.8
5. Michigan State	30	22	8	2202	73.4
6. Penn State	32	19	13	2334	72.9
7. Minnesota	35	20	15	2530	72.3
8. Illinois	33	23	10	2301	69.7
9. Ohio State	30	8	22	1978	65.9
10. Northwestern	27	10	17	1636	60.6
11. Wisconsin	31	12	19	1877	60.5

SCORING DEFENSE

Team	G	Pts	Avg/G
1. Wisconsin	31	1940	62.6
2. Illinois	33	2095	63.5
3. Northwestern	27	1724	63.9
4. Michigan State	30	1920	64.0
5. Michigan	34	2284	67.2
6. Iowa	31	2091	67.5
7. Minnesota	35	2403	68.7
8. Penn State	32	2204	68.9
9. Purdue	36	2602	72.3
10. Ohio State	30	2185	72.8
11. Indiana	32	2346	73.3

SCORING MARGIN

Team	G	OFF	DEF	Margin
1. Iowa	31	80.2	67.5	+12.7
2. Purdue	36	83.7	72.3	+11.4
3. Michigan	34	77.4	67.2	+10.2
4. Michigan State	30	73.4	64.0	+9.4
5. Illinois	33	69.7	63.5	+6.2
6. Penn State	32	72.9	68.9	+4.1
7. Minnesota	35	72.3	68.7	+3.6
8. Indiana	32	76.8	73.3	+3.5
9. Wisconsin	31	60.5	62.6	-2.0
10. Northwestern	27	60.6	63.9	-3.3
11. Ohio State	30	65.9	72.8	-6.9

FIELD GOAL PERCENTAGE

Team	G	FG	FGA	Pct
1. Indiana	32	879	1792	.491
2. Michigan	34	932	1907	.489
3. Purdue	36	1057	2185	.484
4. Iowa	31	878	1828	.480
5. Northwestern	27	570	1203	.474
6. Penn State	32	821	1734	.473
7. Michigan State	30	799	1779	.449
8. Ohio State	30	743	1670	.445
9. Minnesota	35	901	2029	.444
10. Illinois	33	827	1869	.442
11. Wisconsin	31	644	1579	.408

FIELD GOAL PCT DEFENSE

Team	G	FG	FGA	Pct
1. Michigan	34	815	2032	.401
2. Michigan State	30	669	1637	.409
3. Illinois	33	736	1768	.416
4. Minnesota	35	810	1915	.423
5. Wisconsin	31	643	1513	.425
6. Northwestern	27	598	1407	.425
7. Iowa	31	776	1805	.430
8. Penn State	32	816	1868	.437
9. Ohio State	30	730	1647	.443
10. Purdue	36	1007	2271	.443
11. Indiana	32	865	1940	.446

FREE THROW PERCENTAGE

Team	G	FTM	FTA	Pct
1. Purdue	36	657	864	.760
2. Penn State	32	470	635	.740
3. Indiana	32	513	702	.731
4. Minnesota	35	540	747	.723
5. Iowa	31	512	721	.710
6. Wisconsin	31	459	652	.704
7. Michigan	34	506	729	.694
8. Illinois	33	432	634	.681
9. Michigan State	30	428	639	.670
10. Northwestern	27	354	579	.611
11. Ohio State	30	349	607	.575

3-POINT FIELD GOAL PERCENTAGE

Team	G	FG	FGA	Pct
1. Michigan	34	260	621	.419
2. Iowa	31	218	543	.401
3. Indiana	32	186	489	.380
4. Northwestern	27	142	375	.379
5. Purdue	36	243	650	.374
6. Illinois	33	215	594	.362
7. Michigan State	30	176	493	.362
8. Penn State	32	222	624	.356
9. Minnesota	35	188	552	.341
10. Ohio State	30	143	458	.312
11. Wisconsin	31	130	438	.297

3-POINT FIELD GOAL PCT DEFENSE

Team	G	FG	FGA	Pct
1. Michigan State	30	142	471	.302
2. Illinois	33	173	551	.314
3. Minnesota	35	201	613	.328
4. Iowa	31	204	603	.338
5. Penn State	32	155	457	.339
6. Indiana	32	201	589	.341
7. Northwestern	27	189	532	.355
8. Wisconsin	31	197	553	.356
9. Michigan	34	257	721	.356
10. Purdue	36	205	565	.363
11. Ohio State	30	268	678	.395

3-POINT FG MADE

Team	G	3FG	Avg/G
1. Michigan	34	260	7.65
2. Iowa	31	218	7.03
3. Penn State	32	222	6.94
4. Purdue	36	243	6.75
5. Illinois	33	215	6.52
6. Michigan State	30	176	5.87
7. Indiana	32	186	5.81
8. Minnesota	35	188	5.37
9. Northwestern	27	142	5.26
10. Ohio State	30	143	4.77
11. Wisconsin	31	130	4.19

REBOUNDING OFFENSE

Team	G	Reb	Avg/G
1. Michigan State	30	1197	39.9
2. Michigan	34	1314	38.6
3. Iowa	31	1186	38.3
4. Purdue	36	1339	37.2
5. Minnesota	35	1228	35.1
6. Indiana	32	1079	33.7
7. Illinois	33	1109	33.6
8. Northwestern	27	903	33.4
9. Wisconsin	31	996	32.1
10. Ohio State	30	143	45.8
11. Penn State	32	1012	31.6



1997-98 Big Ten Statistics

REBOUNDED DEFENSE

Team	G	Reb	Avg/G
1. Northwestern	27	736	27.3
2. Michigan State	30	931	31.0
3. Michigan	34	1086	31.9
4. Iowa	31	1010	32.6
5. Wisconsin	31	1034	33.4
6. Illinois	33	1134	34.4
7. Penn State	32	1101	34.4
8. Indiana	32	1115	34.8
9. Ohio State	30	1050	35.0
10. Purdue	36	1266	35.2
11. Minnesota	35	1293	36.9

ASSISTS

Team	G	AST	Avg/G
1. Purdue	36	680	18.89
2. Iowa	31	566	18.26
3. Indiana	32	568	17.75
4. Penn State	32	513	16.03
5. Michigan	34	537	15.79
6. Northwestern	27	407	15.07
7. Michigan State	30	446	14.87
8. Minnesota	35	498	14.23
9. Illinois	33	469	14.21
10. Ohio State	30	423	14.10
11. Wisconsin	31	348	11.23

TURNOVER MARGIN

Team	Tm/Avg	Opp/Avg	Margin
1. Minnesota	12.7	16.3	+3.63
2. Illinois	13.4	16.2	+2.82
3. Purdue	15.5	17.5	+1.94
4. Wisconsin	13.9	15.5	+1.61
5. Iowa	16.5	17.9	+1.32
6. Ohio State	15.7	16.3	+0.57
7. Indiana	15.3	15.5	+0.22
8. Michigan State	15.3	15.2	-0.07
9. Penn State	14.8	14.6	-0.13
10. Michigan	15.9	13.9	-1.97
11. Northwestern	17.1	11.0	-6.11

OFFENSIVE REBOUNDS

Team	G	No.	Avg/G
1. Michigan State	30	479	15.97
2. Purdue	36	491	13.64
3. Iowa	31	420	13.55
4. Minnesota	35	437	12.49
5. Michigan	34	422	12.41
6. Ohio State	30	368	12.27
7. Illinois	33	366	11.09
8. Wisconsin	31	317	10.23
9. Indiana	32	327	10.22
10. Penn State	32	314	9.81
11. Northwestern	27	263	9.74

STEALS

Team	G	Steals	Avg/G
1. Iowa	31	315	10.16
2. Purdue	36	313	8.69
3. Minnesota	35	304	8.69
4. Michigan State	30	229	7.63
5. Illinois	33	244	7.39
6. Indiana	32	235	7.34
7. Michigan	34	243	7.15
8. Penn State	32	228	7.13
9. Ohio State	30	191	6.37
10. Wisconsin	31	189	6.10
11. Northwestern	27	107	3.96

ASST/TO MARGIN

Team	Asst/Avg	TO/Avg	Ratio
1. Purdue	18.9	15.5	1.22
2. Indiana	17.8	15.3	1.16
3. Minnesota	14.2	12.7	1.12
4. Iowa	18.3	16.5	1.10
5. Penn State	16.0	14.8	1.09
6. Illinois	14.2	13.4	1.06
7. Michigan	15.8	15.9	1.00
8. Michigan State	14.9	15.3	0.97
9. Ohio State	14.1	15.7	0.90
10. Northwestern	15.1	17.1	0.88
11. Wisconsin	11.2	13.9	0.81

DEFENSIVE REBOUNDS

Team	G	No.	Avg/G
1. Michigan	34	892	26.24
2. Iowa	31	766	24.71
3. Michigan State	30	718	23.93
4. Northwestern	27	640	23.70
5. Purdue	36	848	23.56
6. Indiana	32	752	23.50
7. Minnesota	35	791	22.60
8. Illinois	33	743	22.52
9. Wisconsin	31	679	21.90
10. Penn State	32	698	21.81
11. Ohio State	30	592	19.73

BLOCKED SHOTS

Team	G	Blocks	Avg/G
1. Penn State	32	179	5.59
2. Minnesota	35	143	4.09
3. Michigan	34	134	3.94
4. Michigan State	30	117	3.90
5. Purdue	36	137	3.81
6. Indiana	32	235	7.34
7. Michigan	34	243	7.15
8. Penn State	32	228	7.13
9. Ohio State	30	191	6.37
10. Wisconsin	31	189	6.10
11. Northwestern	27	107	3.96

REBOUNDED MARGIN

Team	TM/Avg	Opp/Avg	Margin
1. Michigan State	39.9	31.0	+8.9
2. Michigan	38.6	31.9	+6.7
3. Northwestern	33.4	27.3	+6.2
4. Iowa	38.3	32.6	+5.7
5. Purdue	37.2	35.2	+2.0
6. Illinois	33.6	34.4	-0.8
7. Indiana	33.7	34.8	-1.1
8. Wisconsin	32.1	33.4	-1.2
9. Minnesota	35.1	36.9	-1.9
10. Penn State	31.6	34.4	-2.8
11. Ohio State	32.0	35.0	-3.0

ALL BIG TEN TEAMS

As selected by the Big Ten coaches

FIRST TEAM

Chad Austin, Purdue
 *Mateen Cleaves, Michigan State
 Evan Eschmeyer, Northwestern
 Robert Traylor, Michigan
 Kevin Turner, Illinois

SECOND TEAM

Ryan Bowen, Iowa
 Louis Bullock, Michigan
 A.J. Guyton, Indiana
 Sam Jacobson, Minnesota
 Brad Miller, Purdue

THIRD TEAM

Maceo Baston, Michigan
 Brian Cardinal, Purdue (tie)
 Jarran Cornell, Purdue (tie)
 Jerry Hester, Illinois
 Michael Redd, Ohio State
 Antonio Smith, Michigan State

HONORABLE MENTION

Matt Heldman, IL, Andrae Patterson, IN; Ricky Davis, IA, Eric Harris, Quincy Lewis, Minn.; Calvin Booth, Pete Lisicky, PSU; Sean Mason, WIS

PLAYER OF THE YEAR - Mateen Cleaves, Michigan State

FRESHMAN OF THE YEAR - Michael Redd, Ohio State

DEFENSIVE PLAYER OF THE YEAR - Calvin Booth, Penn State

As selected by the Media

FIRST TEAM

A.J. Guyton, Indiana
 *Mateen Cleaves, Michigan State
 Evan Eschmeyer, Northwestern
 Robert Traylor, Michigan
 Kevin Turner, Illinois

SECOND TEAM

Ryan Bowen, Iowa
 Louis Bullock, Michigan
 Chad Austin, Purdue
 Sam Jacobson, Minnesota
 Bard Miller, Purdue

THIRD TEAM

Pete Lisicky, Penn State
 Brian Cardinal, Purdue
 Jerry Hester, Illinois
 Michael Redd, Ohio State
 Antonio Smith, Michigan State

HONORABLE MENTION

Matt Heldman, IL; Luke Recker, IN; Ricky Davis, IOWA; Maceo Baston, MICH; Jason Klein, MSU; Eric Harris, MINN; Calvin Booth, Jarrett Stephens, PSU; Jarran Cornell, PUR; Sean Mason, WIS

PLAYER OF THE YEAR - Mateen Cleaves, Michigan State

FRESHMAN OF THE YEAR - Michael Redd, Ohio State

COACH OF THE YEAR - Tom Izzo, Michigan State


*unanimous



1997-98 Big Ten Statistics

INDIVIDUAL SCORING LEADERS

Player-Team	G	FG	3FG	FT	Pts	Avg/G
1. Michael Redd-OS	30	241	46	130	658	21.9
2. Evan Eschmeyer-NU	27	200	0	185	585	21.7
3. Sam Jacobson-MN	32	215	48	104	582	18.2
4. Kevin Turner-IL	33	215	78	76	584	17.7
5. Brad Miller-PU	34	191	3	199	584	17.2
6. Louis Bullock-MI	34	182	93	123	580	17.1
7. Chad Austin-PU	35	212	67	103	594	17.0
8. A.J. Guyton-IN	32	188	79	82	537	16.8
9. Robert Traylor-MI	34	224	0	104	552	16.2
10. Mateen Cleaves-MS	30	161	51	111	484	16.1



Matt Heldman led the Illini in free throw shooting and was third in the Big Ten.

REBOUNDING

Player-Team	G	TOT	Avg/G
1. Evan Eschmeyer-NU	27	290	10.7
2. Robert Traylor-MI	34	344	10.1
3. Brad Miller-PU	34	302	8.9
4. Ryan Bowen-IA	31	271	8.7
5. Antonio Smith-MS	30	262	8.7
6. Maceo Baston-MI	30	223	7.4
7. Calvin Booth-PS	32	208	6.5
8. Michael Redd-OS	30	194	6.5
9. Miles Tarver-MN	35	220	6.3
10. Sean Daugherty-WI	31	192	6.2

FIELD GOAL PCT

(Min. 5.0 made per game)

Player-Team	G	FG	FGA	Pct
1. Jarrett Stephens-PSU	31	165	257	.642
2. Brad Miller-PU	34	191	302	.632
3. Evan Eschmeyer-NU	27	200	328	.610
4. Ryan Bowen-IA	31	164	272	.603
5. Robert Traylor-MI	34	224	387	.579
6. Jerry Hester-IL	33	186	395	.471
7. A.J. Guyton-IN	32	188	402	.468
8. Ricky Davis-IA	31	173	371	.466
9. Quincy Lewis-MN	35	197	431	.457
10. Louis Bullock-MI	34	182	411	.443

3-POINT FG PCT

(Min. 1.5 made per game)

Player-Team	G	3FG	FGA	Pct
1. Jaraan Cornell-PU	28	61	122	.500
2. Kent McCausland-IA	31	74	161	.460
3. Sean Wink-NU	27	86	188	.457
4. Louis Bullock-MI	34	93	207	.449
5. A.J. Guyton-IN	32	79	180	.439
6. Robbie Reid-MI	34	74	175	.423
7. Jason Klein-MS	30	69	168	.411
8. Matt Heldman-IL	33	67	165	.406
9. Kevin Turner-IL	33	78	212	.368
10. Pete Lisicky-PS	32	86	234	.368

FREE THROW PCT

(Min. 2.5 made per game)

Player-Team	G	FTM	FTA	Pct
1. Louis Bullock-MI	34	123	135	.911
2. Pete Lisicky-PS	32	106	119	.891
3. Matt Heldman-IL	33	98	114	.860
4. Michael Lewis-IN	32	84	101	.832
5. Sean Mason-WI	31	128	157	.815
6. Andrae Patterson-IN	32	88	111	.793
7. Eric Harris-MN	35	140	177	.791
8. Brian Cardinal-PU	36	122	155	.787
9. Luke Recker-IN	32	82	105	.781
10. Brad Miller-PU	34	199	255	.780

ASSISTS

Player-Team	G	Assists	Avg/G
1. Mateen Cleaves-MS	30	217	7.23
2. Michael Lewis-IN	32	150	4.69
3. Travis Conlan-MI	31	131	4.23
Dean Oliver-IA	31	131	4.23
5. Carlos Davis-OS	30	126	4.20
6. Eric Harris-MN	35	144	4.11
7. Julian Bonner-NU	27	111	4.11
8. Matt Heldman-IL	33	131	3.97
9. Chad Austin-PU	35	131	3.74
10. Ryan Luehrsmann-IA	31	115	3.71

STEALS

Player-Team	G	Steals	Avg/G
1. Ryan Bowen-IA	31	79	2.55
2. Mateen Cleaves-MS	30	73	2.43
3. Eric Harris-MN	35	72	2.06
4. Michael Redd-OS	30	61	2.03
5. Quincy Lewis-MN	35	68	1.94
6. Mike Kelley-WI	31	58	1.87
7. Brian Cardinal-PU	36	65	1.81
8. Hennssy Auriantal-WI	29	46	1.59
9. Travis Conlan-MI	31	49	1.58
10. Jarrett Stephens-PS	31	48	1.55

BLOCKED SHOTS

Player-Team	G	Blocks	Avg/G
1. Calvin Booth-PS	32	140	4.38
2. Ken Johnson-OS	30	58	1.93
3. Dajuan Wiley-MS	30	50	1.67
4. Brad Miller-PU	34	56	1.65
5. Quincy Lewis-MN	35	50	1.43
6. Robert Traylor-MI	34	46	1.35
7. Ryan Bowen-IA	31	41	1.32
8. Antoine Broxsie-MN	30	36	1.20
9. Maceo Baston-MI	30	33	1.10
10. Gary McQuay-PU	36	35	0.97



Game-by-Game

GAME 1

Illinois 69
Bradley 59

November 17, 1997 • Assembly Hall
Champaign, IL • Attendance: 13,304

The most talked about matchup of this game was not between any two players on the court, but rather the two coaches on the bench. Illinois Head Coach Lon Kruger and Bradley Head Coach Jim Molanari are close friends, who played one season together at Kansas State, when Kruger was a senior and Molanari was a freshman. While their relationship was a much talked about part of the game, it was all about the players once the ball was tipped.

The Illini started five seniors and those players provided the Illini with 61 of the 69 team points. Kevin Turner led the way with 17 points, despite hitting only 4-of-15 from the floor. He was a perfect 7-of-7 from the line.

The team, which will rely on its outside shooting a great deal this year, only managed to hit 4-of-16 from beyond the arc, while Bradley shot 62 percent from three-point range (8-of-13).

Jerry Hester made his debut after missing most of last year following back surgery. He was 6-of-17 from the floor and had 14 points.

BU (59)	FG-A	3P-A	FTA	REB	TP	A	TO	BK	S
Koita	0-1	0-0	0-2	2	0	1	0	1	0
Collins	0-2	0-0	2-3	2	2	0	0	0	0
Akinkunle	3-9	0-1	4-7	9	10	1	4	1	0
Dye	9-19	5-9	0-0	0	23	2	6	0	0
Roberson	3-8	1-1	2-4	7	9	7	3	2	3
Lee	0-0	0-0	1-2	2	1	1	0	0	0
Robinson	0-0	0-0	0-0	0	0	0	0	0	0
Scharer	3-4	2-2	0-0	0	5	0	0	0	0
Cage	3-4	0-0	0-0	3	3	0	2	1	1
Atkins	0-0	0-0	0-0	0	0	0	1	0	0
Totals	21-47	8-13	9-18	30	59	12	16	5	4

FG%	1st: 9-20/.450	2nd: 12-27/.444	Game: 447
3PT%	1st: 2-3/.667	2nd: 6-10/.600	Game: .615
FT%	1st: 6-13/.462	2nd: 3-5/.600	Game: 500

UI (69)	FG-A	3P-A	FTA	REB	TP	A	TO	BK	S
Hester	6-17	1-4	1-2	6	14	2	1	0	1
Johnson	5-9	0-0	5-5	6	15	2	0	1	1
Gee	5-9	0-0	2-5	7	12	1	1	1	1
Heldman	1-5	1-5	0-0	4	3	4	3	0	1
Turner	4-15	2-7	7-7	5	17	2	2	0	2
Chukwuudebe	0-0	0-0	2-2	1	2	0	0	2	0
Boline	0-0	0-0	0-0	0	0	0	0	0	0
Freeman	0-0	0-0	0-0	0	0	0	0	0	0
McClain	1-2	0-0	2-2	1	3	2	2	1	1
Storey	1-2	0-0	0-0	0	2	0	0	1	0
Beyers	0-0	0-0	0-0	0	0	0	0	0	0
Totals	23-59	4-16	19-23	36	69	13	9	6	9

FG%	1st: 11-32/.344	2nd: 12-27/.444	Game: .390
3PT%	1st: 2-11/.182	2nd: 2-5/.400	Game: .250
FT%	1st: 12-12/1.000	2nd: 7-11/.636	Game: .826

Score by Periods:	1st	2nd	Game
Bradley	26	33	59
Illinois	36	33	69

GAME 2

Illinois 82
Georgia Southern 53

November 21, 1997 • Assembly Hall
Champaign, IL • Attendance: 10,789

Georgia Southern entered the game averaging 95 points through two games, but the tough Illinois defense allowed the Eagles only 53 points and 28 percent shooting from the floor. Illinois took an 11 point lead into the half and used a 16-5 run to start the second half to pull away from the Eagles.

After only shooting 36 percent from the floor in the first half and 23 percent from three-point range (3-13), Illinois was 17-of-30 and 5-of-9 in the second half as the Illini out-scored Georgia Southern by 18 in the second half.

One area where the Illini struggled was from the free-throw line. Illinois was only 53 percent from the line for the game (16-of-30) after hitting over 80 percent the game before against Bradley.

Four Illini players hit double-figures and sophomore Victor Chukwuudebe grabbed a career-high 10 rebounds to lead the Illini.

GSU (53)	FG-A	3P-A	FTA	REB	TP	A	TO	BK	S
McGinnis	4-9	2-4	0-1	7	10	2	5	1	1
Jones	5-9	0-0	4-5	6	14	0	2	1	0
Daniel	0-6	0-2	0-1	6	0	5	3	0	0
Rolle	3-14	3-10	0-0	1	9	0	2	0	0
Martin	2-6	0-2	1-2	3	5	0	2	0	0
Wright	2-11	1-6	4-4	6	9	1	3	0	0
Wilkes	0-2	0-1	0-2	3	0	0	0	0	0
Kidd	0-1	0-1	2-2	1	2	2	0	0	0
Thompson	0-2	0-0	1-3	0	1	1	2	0	3
Gunn	0-0	0-0	0-0	0	0	0	0	0	0
Hill	1-1	0-0	1-3	2	3	0	1	0	0
Totals	17-61	6-26	13-23	37	53	11	21	2	4

FG%	1st: 7-27/.259	2nd: 10-34/.294	Game: .279
3PT%	1st: 1-10/.100	2nd: 5-16/.313	Game: .231
FT%	1st: 4-8/.500	2nd: 9-15/.600	Game: .565

UI (82)	FG-A	3P-A	FTA	REB	TP	A	TO	BK	S
Hester	7-15	1-3	3-4	6	18	4	3	0	0
Johnson	5-6	0-0	4-7	5	14	2	0	1	0
Gee	1-4	0-0	1-2	4	3	0	0	1	1
Heldman	5-6	2-2	0-1	0	12	8	3	0	2
Turner	4-12	3-8	2-4	2	13	0	3	0	1
Chukwuudebe	1-4	0-0	2-2	10	4	0	0	1	0
Davis	1-4	1-4	0-0	2	3	1	1	0	1
Boline	0-0	0-0	1-4	2	3	0	2	0	0
Freeman	0-0	0-0	0-0	0	0	0	0	0	0
McClain	3-10	1-5	2-4	6	9	0	5	0	3
Storey	2-2	0-0	0-0	2	4	1	0	0	0
Beyers	0-0	0-0	1-2	6	1	0	0	0	0
Totals	29-63	8-22	16-30	48	82	16	17	3	8

FG%	1st: 12-33/.364	2nd: 17-30/.567	Game: 460
3PT%	1st: 3-13/.231	2nd: 5-9/.556	Game: .364
FT%	1st: 3-6/.500	2nd: 13-24/.542	Game: .533

Score by Periods:	1st	2nd	Game
Ga. Southern	19	34	53
Illinois	30	52	82

GAME 3

Illinois 71
Illinois-Chicago 70

November 24, 1997 • Assembly Hall
Champaign, IL • Attendance: 11,043

Despite UIC's 10 three pointers, Illinois emerged from this matchup with the same one-point margin it held at the half.

Jarrod Gee and Jerry Hester each poured in over 20 points to lead the Illini. Gee, who had eight at the half, hit seven field goals and five free throws in the second half, giving the senior a career high 26 points, his best scoring effort since the UIC game in 1995 when he scored 24.

Neither team ever led by more than seven points. UIC took a five-point lead with under four minutes in the first half on a Mark Miller three-point field goal. Eight consecutive points in the last five minutes by Kevin Turner helped the Illini take a one-point lead into the half.

In the second half, UIC jumped out to a six-point lead early behind the three-point shooting of Anthony Coomes and Mark Miller. From the 17:22 mark to the 9:59 mark, Illinois outscored UIC 19-6 and led by seven. UIC tied the game with 4:50 remaining, but Gee sealed the win with five points in the last 3:30. After two Kevin Turner free-throw misses at the 00:24 mark, UIC had a chance to win but the Flames did not get off a good shot.


UIC (70)	FG-A	3P-A	FTA	REB	TP	A	TO	BK	S
Jackson	0-0	0-0	0-0	1	0	1	1	1	0
Lowe	6-10	0-0	2-4	6	14	2	3	2	0
Stavropoulos	1-4	0-2	2-2	2	4	1	0	0	1
Miller	9-20	4-9	2-3	6	24	3	1	1	0
Coomes	6-10	5-7	2-2	1	19	3	5	0	2
Walker	0-0	0-0	0-0	0	0	0	0	0	0
Kimrough	1-7	1-4	0-0	3	3	0	0	0	0
Flagg	0-0	0-0	0-0	1	0	1	0	0	1
Ayers	1-3	0-1	0-0	2	2	1	1	0	0
Collins	2-4	0-0	0-0	4	4	0	0	0	0
Totals	26-58	10-23	8-11	33	70	12	11	4	4

FG%	1st: 12-28/.429	2nd: 14-30/.467	Game: .448
3PT%	1st: 4-10/.400	2nd: 6-13/.462	Game: .435
FT%	1st: 3-3/1.000	2nd: 5-8/.625	Game: .727

UI (71)	FG-A	3P-A	FTA	REB	TP	A	TO	BK	S
Hester	8-16	2-6	3-4	8	21	1	1	0	0
Johnson	2-4	0-0	1-2	7	5	2	2	0	1
Gee	10-13	0-0	6-9	5	26	0	0	2	0
Heldman	3-9	1-3	2-3	3	9	4	1	0	1
Turner	5-10	0-3	0-2	2	10	3	1	0	0
Chukwuudebe	0-0	0-0	0-2	2	0	0	0	0	1
Davis	0-1	0-1	0-0	0	0	0	1	0	0
Freeman	0-0	0-0	0-0	1	0	0	0	0	0
McClain	0-4	0-1	0-0	3	0	2	1	0	1
Totals	28-57	3-14	12-22	33	71	12	7	2	5

FG%	1st: 13-30/.433	2nd: 15-27/.556	Game: .491
3PT%	1st: 2-10/.200	2nd: 1-4/.250	Game: .214
FT%	1st: 4-8/.500	2nd: 8-14/.571	Game: .545

Score by Periods:	1st	2nd	Game
UIC	31	39	70
Illinois	32	39	71



Game-by-Game

GAME 4

Illinois 70
Wichita State 57
 Nov. 27, 1997 • Eugene Guerro Athletic Complex • Bayamon, Puerto Rico • Att: 1,500

Playing under the experimental rules with four quarters, Illinois took an early 14-7 lead after the first quarter and never relinquished that lead. The Illini advanced to the championship bracket with the 70-57 win in the opening round of the tournament. Poor first-half shooting by both teams led to a 26-16 halftime score, with the Illini in the lead. The Illini failed to drain a three pointer for the first time in 76 games, but 21 points from Jerry Hester, a career-high 18 from Brian Johnson and 14 from Kevin Turner gave Illinois the victory.

Hester knocked down seven field goals and two free throws in the second half to lead the Illini. Illinois was strong on the boards outrebounding the Shockers, 41-30. Johnson used the free-throw line for 10 of his 18 points, hitting seven of nine attempts in the second half.

WSU (57)	FG-A	3P-A	FTA	REB	TP	A	TO	BK	S
Williams	0-2	0-1	0-0	0	0	0	1	0	0
Overstreet	1-4	0-0	2-6	5	4	0	1	0	0
Hankton	6-12	1-4	5-5	3	18	4	0	0	2
Grill	5-10	1-4	4-5	3	15	1	4	0	0
Perez	3-6	1-3	0-3	3	7	0	4	1	2
Rhodes	1-5	0-3	1-2	4	3	1	0	0	0
McLod	0-1	0-0	0-0	4	0	1	3	0	0
Evans	4-11	2-4	0-0	1	10	0	3	0	1
Bunch	0-0	0-0	0-0	0	0	0	0	0	0
Michens	0-2	0-2	0-0	0	0	0	1	0	0
Gwaltney	0-1	0-0	0-0	1	0	0	0	0	1
Totals	20-54	5-21	12-21	30	57	7	18	1	6

FG%	1st: .250	2nd: .467	Game: .370
3PT%	1st: .125	2nd: .308	Game: .238
FT%	1st: .385	2nd: .875	Game: .571

UI (70)	FG-A	3P-A	FTA	REB	TP	A	TO	BK	S
Hester	9-15	0-3	3-3	7	21	0	4	1	1
Gee	3-4	0-0	0-0	5	6	0	2	0	0
Johnson	4-7	0-0	10-12	2	18	1	1	2	1
Heldman	1-5	0-2	1-2	2	3	4	4	0	2
Turner	5-12	0-3	4-7	4	14	1	2	0	2
Chukwudebe	1-1	0-0	0-0	3	2	0	0	0	0
McClain	1-2	0-0	0-6	4	2	1	2	0	1
Storey	1-2	0-0	2-3	1	4	0	0	0	0
Beyers	0-0	0-0	0-0	0	0	0	0	0	0
Boline	0-0	0-0	0-0	2	0	1	1	0	1
Freeman	0-0	0-0	0-0	0	0	0	1	0	0
Totals	25-49	0-9	20-33	41	70	8	18	3	8

FG%	1st: .417	2nd: .577	Game: .500
3PT%	1st: .000	2nd: .000	Game: .000
FT%	1st: .500	2nd: .706	Game: .606

Score by Periods:	1st	2nd	Game
Wichita State	16	41	57
Illinois	26	44	70

GAME 5

#19 Louisville 58
Illinois 57
 Nov. 28, 1997 • Eugene Guerro Athletic Complex • Bayamon, Puerto Rico • Att: 1,500

Despite leading the Cardinals throughout the game, Illinois was outscored 13-2 in the last five minutes and Louisville advanced to the championship game against Georgia Tech, while the loss sent the Illini to the third-place game against St. John's.

Behind Kevin Turner's 12 first-half points, the Illini carried a 35-25 lead into the break. In the second half, the Illini built a 13-point lead (43-30) on a Jerry Hester layup with 17:07 remaining. Over the next 11 minutes, Louisville only came within six points (48-42), but it was inside of six minutes when Louisville made its run. After Matt Heldman hit two free throws to make the score 57-50 at the 4:26 mark, the Illini would not score again. Illinois turned the ball over five times in the final minutes and Louisville capitalized on those turnovers to go ahead 58-57 and win the game.

UL (58)	FG-A	3P-A	FTA	REB	TP	A	TO	BK	S
Sanders	2-7	1-3	3-4	2	8	2	4	1	2
Danzler	2-7	1-2	1-3	7	6	1	2	1	0
Johnson, N.	5-7	0-1	0-1	10	10	1	4	2	2
Murray	4-9	0-2	0-0	0	8	2	2	0	2
Mayben	4-11	1-6	4-4	3	13	0	4	0	1
Williams	2-5	1-3	0-0	1	5	3	0	0	2
McKinnley	0-0	0-0	0-0	2	0	0	0	0	0
Johnson, E.	3-5	0-0	0-3	1	6	0	1	0	0
Johnson, J.	1-3	0-1	0-0	2	2	0	0	0	0
Totals	23-54	4-18	8-15	31	58	9	17	4	9

FG%	1st: .440	2nd: .414	Game: .426
3PT%	1st: .222	2nd: .222	Game: .222
FT%	1st: .333	2nd: .583	Game: .533

UI (57)	FG-A	3P-A	FTA	REB	TP	A	TO	BK	S
Hester	3-10	0-2	0-0	8	6	1	3	0	0
Johnson	2-4	0-0	0-0	7	4	2	5	1	2
Gee	5-9	0-0	1-1	10	11	0	3	2	1
Heldman	5-9	4-7	2-2	5	16	2	3	0	1
Turner	7-18	2-7	0-1	2	16	1	4	0	3
McClain	2-4	0-1	0-2	1	4	1	2	1	1
Chukwudebe	0-0	0-0	0-0	1	0	0	1	0	0
Boline	0-1	0-0	0-0	2	0	2	2	0	0
Storey	0-1	0-0	0-0	0	0	0	0	0	0
Totals	24-56	6-17	3-6	39	57	9	23	4	8

FG%	1st: .484	2nd: .360	Game: .429
3PT%	1st: .400	2nd: .286	Game: .353
FT%	1st: .333	2nd: .667	Game: .500

Score by Periods:	1st	2nd	Game
Louisville	25	33	58
Illinois	35	22	57

GAME 6

St. John's 83
Illinois 66
 Nov. 29, 1997 • Eugene Guerro Athletic Complex • Bayamon, Puerto Rico • Att: 1,500

After being down 23-12 in the first quarter, St. John's came roaring back to within a point (32-31) at the half and put the Illini away in the second half with 64 percent field goal shooting.

Two Red Storm players scored over 20 points and St. John's captured third place in the Puerto Rico Shootout. Zendon Hamilton took it to the Illini on the inside, going 6-for-10 from the floor and 12-for-16 from the free-throw line. He led St. John's with 24 points. Felipe Lopez, who entered the game shooting 3-for-21 from three-point range, hit on 4-of-6 from beyond the arc and 8-of-13 from the floor for 20 points.

One surprise on the floor for the Red Storm was the play of Illini junior Arias Davis, who entered the game with three points on the year. He lit up the Red Storm for 14 points, going 5-for-10 from the floor, 4-for-9 from three-point range.

Matt Heldman was named to the all-tournament team after scoring 16 points against both Louisville and St. John's. Jerry Hester had 10 second-half points, giving him 15 for the game.

SJU (83)	FG-A	3P-A	FTA	REB	TP	A	TO	BK	S
Artest	6-9	1-2	1-4	3	14	2	3	0	0
Postell	2-4	0-0	2-2	4	6	1	2	-	1
Hamilton	6-10	0-0	12-16	8	24	1	2	1	-
Charles	2-5	0-0	2-2	1	6	5	0	0	2
Lopez	8-13	4-6	0-0	8	20	2	1	0	1
Jessie	0-0	0-0	0-0	0	0	0	1	0	0
Grant	3-5	0-0	1-2	11	7	1	2	0	0
Crooks	0-1	0-0	0-0	0	0	0	2	1	1
Felton	1-2	0-0	0-0	1	2	0	0	0	1
Turner	2-3	0-0	0-0	2	4	2	3	0	1
Totals	30-54	5-9	18-26	43	83	14	16	2	7

FG%	1st: .462	2nd: .600	Game: .556
3PT%	1st: .500	2nd: .600	Game: .556
FT%	1st: .625	2nd: .722	Game: .692

UI (66)	FG-A	3P-A	FTA	REB	TP	A	TO	BK	S
Hester	6-14	3-6	0-0	3	15	0	0	0	0
Gee	1-7	0-0	1-3	7	3	0	0	2	0
Johnson	1-2	0-0	0-1	6	2	5	2	0	0
Heldman	6-12	4-8	0-0	2	16	4	7	0	1
Turner	2-7	0-4	5-5	1	9	4	2	0	3
Davis	5-10	4-9	0-0	0	14	2	0	0	0
Chukwudebe	1-1	0-0	1-2	3	3	1	1	0	1
McClain	1-3	0-1	0-2	1	2	0	2	0	0
Boline	0-1	0-0	0-0	0	0	1	0	0	0
Storey	1-1	0-0	0-0	0	2	0	1	1	1
Beyers	0-0	0-0	0-0	0	0	0	0	0	0
Totals	24-58	11-28	7-13	26	66	17	15	3	6

FG%	1st: .458	2nd: .382	Game: .414
3PT%	1st: .500	2nd: .313	Game: .393
FT%	1st: .800	2nd: .375	Game: .538

Score by Periods:	1st	2nd	Game
St. John's	31	52	83
Illinois	32	34	66



Game-by-Game

GAME 7	
Illinois	88
Texas-Pan Am.	60
December 2, 1997 • Assembly Hall Champaign, IL • Attendance: 10,456	

Illinois came out a little sluggish in the first half of its fifth game in a 10 day period. At the half, Illinois led the winless Broncs by 12 (37-25). Ten Bronc fouls put the Illini at the line 10 times in the first half, and Illinois took advantage of those shots, making nine of 10 from the line. Kevin Turner poured in a team-high 17 points in the first 20 minutes (5-of-7 from the floor, 3-of-4 from three-point range and 4-of-4 from the line).

The Illini jumped out to a 51-30 lead at the 16:10 mark and the closest Pan American would get was 13 (56-43) at the 9:41 mark.

Illinois' outside shooting had been streaky over the previous six games, but against the Broncs Illinois hit 62 percent from three-point range in the second half and 52 percent for the game. Kevin Turner led the three-point attack, hitting on five of his seven attempts.

TPA (60)	FG-A	3P-A	FTA	REB	TP	A	TO	BK	S
Allen	2-6	0-1	0-0	5	4	1	2	0	1
Jackson	5-7	0-2	2-3	6	22	3	2	0	1
Palmquist	5-7	0-0	0-1	4	8	1	2	0	1
Howard	3-5	2-4	0-0	3	8	0	2	0	0
Rios	2-8	2-6	0-1	1	6	3	7	0	1
McClain	0-0	0-0	0-0	0	0	0	0	0	0
Ostarcevic	2-4	0-0	0-0	2	4	0	4	0	0
Garza	1-1	1-1	0-0	0	3	0	0	0	0
Bandmann	0-3	0-3	0-0	0	0	1	1	0	1
McAdams	0-2	0-1	3-4	1	3	0	1	0	0
Totals	25-59	5-18	5-9	25	60	9	21	0	5

FG%	1st: 12-30/.400	2nd: 13-29/.449	Game: .424
3PT%	1st: 1-8/.125	2nd: 4-10/.400	Game: .278
FT%	1st: 0-11/.000	2nd: 5-8/.625	Game: .556

UI (88)	FG-A	3P-A	FTA	REB	TP	A	TO	BK	S
Hester	4-9	1-2	1-2	3	10	2	2	0	0
Johnson	1-1	0-0	1-2	4	3	4	2	0	1
Gee	4-7	0-0	0-0	4	8	2	1	1	0
Heldman	4-8	3-6	4-4	4	15	5	2	0	2
Turner	9-12	5-7	5-5	1	28	2	2	1	2
Chukwudebe	2-4	0-0	0-0	3	4	0	1	1	1
Davis	1-3	1-3	0-0	1	3	0	2	0	1
Boline	0-0	0-0	0-0	0	0	1	0	0	1
Mast	0-0	0-0	0-0	0	0	0	1	0	0
Reichardt	2-3	2-3	0-0	0	6	0	1	0	0
Freeman	0-1	0-1	0-0	1	0	0	0	0	0
McClain	2-3	0-1	3-6	6	7	0	3	0	0
Storey	0-4	0-0	1-2	5	1	2	2	0	1
Beyers	1-2	0-0	1-2	2	3	1	1	1	0
Totals	30-57	12-23	16-23	38	88	19	20	4	9

FG%	1st: 12-30/.400	2nd: 18-27/.667	Game: .526
3PT%	1st: 4-10/.400	2nd: 8-13/.615	Game: .522
FT%	1st: 9-10/.900	2nd: 7-13/.538	Game: .696

Score by Periods:	1st	2nd	Game
Texas-Pan American	25	35	60
Illinois	37	51	88

GAME 8	
Saint Louis	57
Illinois	51
December 6, 1997 • TWA Dome St. Louis, Mo. • Attendance: 32,429	

A state of Missouri record crowd turned out for the first basketball game ever played in the TWA Dome and although neither team could muster much offensive output, the Billikens improved to 6-0 with a six-point win over Illinois.

Entering the game, a key for the Illini was holding freshman Larry Hughes below his scoring average of 25 ppg. With two quick fouls in the first half, Hughes sat on the bench the majority of the first half, but 8-for-25 shooting in the first half by Illinois did not allow the Illini to get any kind of a lead on Saint Louis.

Kevin Turner provided a bright spot for the Illini offense with 17 points for the game. The only other player in double figures was Matt Heldman with 10 points. Jerry Hester and Jarrod Gee combined for 3-for-15 shooting and a total of 12 points, well below their combined average of 24.5 entering Saturday's game.

Illinois committed 15 second-half turnovers, and the Billikens capitalized despite poor shooting on their part as well.

UI (51)	FG-A	3P-A	FTA	REB	TP	A	TO	BK	S
Hester	2-10	0-3	1-2	6	5	0	5	1	0
Gee	1-5	0-0	5-6	6	7	0	2	1	1
Johnson	2-5	0-0	0-0	7	2	1	2	0	0
Heldman	2-8	1-5	5-6	3	10	0	5	0	4
Turner	6-14	2-5	3-4	5	17	3	2	0	1
Chukwudebe	0-2	0-0	0-0	5	0	0	1	1	0
Davis	0-0	0-0	0-0	1	0	0	0	0	0
Boline	0-0	0-0	0-0	0	0	0	2	0	0
McClain	4-7	0-0	0-0	1	8	2	3	0	4
Total	17-51	3-13	14-18	36	51	6	22	3	10

FG%	1st: 8-25/.320	2nd: 9-26/.346	Game: .333
3PT%	1st: 2-4/.500	2nd: 1-9/.111	Game: .231
FT%	1st: 9-12/.750	2nd: 5-6/.833	Game: .778

SLU (57)	FG-A	3P-A	FTA	REB	TP	A	TO	BK	S
Cobbin	2-5	1-3	2-2	0	7	0	1	0	1
Luechtefeld	2-5	0-0	3-3	7	7	2	3	0	2
Baniak	0-2	0-0	3-4	5	3	0	2	0	0
Walker	4-10	1-4	0-0	4	9	5	3	0	1
Hughes	3-16	1-4	6-7	5	13	1	3	0	1
Robertson	1-3	0-1	0-0	0	2	2	1	1	1
Redden	1-1	0-0	4-8	4	6	1	2	0	3
Simmons	0-4	0-1	2-2	2	2	0	1	0	1
Heinrich	4-5	0-0	0-0	4	8	0	2	0	0
Total	17-51	3-13	20-26	34	57	11	18	1	0

FG%	1st: 9-22/.409	2nd: 8-29/.276	Game: .333
3PT%	1st: 1-4/.250	2nd: 2-9/.222	Game: .231
FT%	1st: 10-13/.769	2nd: 10-13/.769	Game: .769

Score by Periods:	1st	2nd	Game
Illinois	27	24	51
Saint Louis	29	28	57

GAME 9	
Illinois	88
Maine	69
December 8, 1997 • Assembly Hall Champaign, IL • Attendance: 10,742	

Although Maine played Illinois in a tight game for 35 minutes, the Illini were able to pull away late in the second half, with a 21-4 run in the final 5:30 of the game. Six Illinois players scored in double figures, including two newcomers, Awvee Storey and Arias Davis. Davis lit up the floor with 11 in the first half and Storey scored 10, with two baskets on put-backs after a missed Illinois free throw.

Maine stayed in the game with the three-point shot. The Black Bears hit on 10 of 20 attempts, while Illinois was 7-for-20 from beyond the arc. The Illini's eight-point half time lead dwindled quickly as Maine opened the half outscoring the Illini 6-1. In the second half, the Illini never lost the lead, but Maine was able to pull the game to within two when Allen Ledbetter made the first of a one-and-one shooting situation making the score 67-65. From that point, Illinois outscored Maine 21-4 to end the game.

UM (69)	FG-A	3P-A	FTA	REB	TP	A	TO	BK	S
Haynes	5-10	4-6	0-0	12	14	0	4	0	0
Meeks	8-19	3-5	2-4	1	21	1	4	0	1
Ledbetter	4-6	0-0	1-2	5	9	0	2	0	0
Wills	8-16	3-6	4-5	7	23	2	9	0	0
Faison	0-3	0-1	0-0	2	0	5	4	0	0
Thibodeau	0-2	0-1	0-0	0	0	1	1	0	0
Fein	1-3	0-1	0-0	3	2	2	0	0	1
Tibbets	0-0	0-0	0-0	4	0	0	2	0	0
Total	26-59	10-20	7-11	38	69	11	26	0	1

FG%	1st: 10-25/.400	2nd: 16-34/.471	Game: .441
3PT%	1st: 6-11/.545	2nd: 4-9/.444	Game: .500
FT%	1st: 3-31/.090	2nd: 4-8/.500	Game: .636

UI (88)	FG-A	3P-A	FTA	REB	TP	A	TO	BK	S
Turner	7-16	3-5	0-1	4	17	1	2	0	0
McClain	1-5	0-1	1-2	3	3	1	0	0	0
Johnson	7-9	0-0	2-2	11	16	1	0	0	0
Boline	0-1	0-0	3-7	0	3	2	1	0	0
Heldman	3-7	1-2	3-5	2	10	3	3	0	0
Chukwudebe	0-0	0-0	0-0	0	0	0	1	0	0
Davis	4-8	3-7	0-0	2	11	1	1	0	0
Wilkinson	0-0	0-0	1-2	0	1	0	0	0	0
Hester	6-14	0-5	1-1	3	13	3	1	0	1
Williams	0-1	0-0	0-0	0	0	0	0	0	0
Freeman	0-0	0-0	1-2	1	1	0	0	0	0
Gee	1-3	0-0	1-4	6	3	0	2	0	0
Storey	5-7	0-0	0-2	5	10	2	0	0	0
Beyers	0-4	0-0	0-0	5	0	0	1	0	0
Total	34-75	7-20	13-28	46	88	14	12	0	0

FG%	1st: 15-39/.385	2nd: 19-36/.528	Game: .453
3PT%	1st: 4-12/.333	2nd: 3-8/.375	Game: .350
FT%	1st: 3-8/.375	2nd: 10-20/.500	Game: .464

Score by Periods:	1st	2nd	Game
Maine	29	40	69
Illinois	37	51	88



Game-by-Game

GAME 10

Illinois 71
#17 Clemson 61

December 13, 1997 • United Center
Chicago, IL • Attendance: 9,282

Illinois used a season-best performance from the free-throw line to defeat the 17th ranked Tigers. Clemson outrebounded the Illini, made two more shots from the floor and made six more three pointers, but it was Illinois' 27-of-33 showing at the line which sealed the victory for the Illini.

Matt Heldman was 1-of-6 from the floor, but led the team in scoring with 17 points as he hit a career best 14-of-14 from the line. He earned Big Ten Player of the Week honors for his play against Maine and Clemson. Jarrod Gee stood up to the big frontline of Clemson and scored 13 points to go with his 10 rebounds. He was the CBS Player of the Game for Illinois.

The Illini built an 11-point lead in the first half (27-16), but a 15-5 Clemson run in the last 4:18 of the half cut the Illini's lead to one, 32-31. The Tigers opened the second half with a 9-0 run, giving them a 40-32 lead at the 15:40 mark. Two quick baskets by Brian Johnson and another from Kevin Turner cut the Tiger's lead to two. Illinois took the lead for good at the 7:51 mark when Heldman hit two free throws giving the Illini a 48-47 lead. In the final 7:51, Heldman was 10-for-10 from the line.

CU (61)	FG-A	3P-A	FTA	REB	TP	A	TO	BK	S
Isturbe	1-7	0-0	4-8	6	6	1	4	0	1
Wideman	4-8	0-0	0-0	10	8	2	3	0	0
Allenspach	0-1	0-0	0-0	0	0	0	0	0	0
Buckner	7-14	3-6	1-2	5	18	3	1	2	1
McIntyle	7-16	2-5	0-0	2	16	4	4	0	2
Woni	1-2	0-0	0-0	4	2	0	0	0	0
Jamison	0-6	0-0	1-4	9	1	0	1	1	0
Miller	3-12	3-10	1-2	5	10	5	1	0	0
Whitt	0-2	0-1	0-0	1	0	0	2	0	1
Christie	0-0	0-0	0-0	0	0	0	0	0	0
Total	23-68	8-22	7-16	52	61	15	16	3	5

FG%	1st: 13-27/.481	2nd: 10-41/.244	Game: .338
3PT%	1st: 3-5/.600	2nd: 5-17/.294	Game: .364
FT%	1st: 2-4/.500	2nd: 5-12/.417	Game: .438

UI (71)	FG-A	3P-A	FTA	REB	TP	A	TO	BK	S
Hester	6-16	0-2	3-3	3	15	2	1	0	1
Johnson	3-5	0-0	3-4	2	9	3	0	0	2
Gee	4-7	0-0	5-6	10	13	2	2	4	1
Heldman	1-6	1-5	14-14	3	17	6	1	0	3
Turner	6-13	1-3	1-2	3	14	1	3	0	2
Davis	0-2	0-2	0-1	3	0	0	0	0	0
Boline	0-0	0-0	0-0	0	0	1	0	0	0
Chukwudebe	0-2	0-1	0-0	1	0	0	0	0	0
McClain	1-1	0-0	1-3	1	3	1	2	0	0
Storey	0-2	0-1	0-0	3	0	0	1	0	0
Freeman	0-0	0-0	0-0	0	0	0	0	0	0
Total	21-54	2-14	27-33	41	71	16	10	4	9

FG%	1st: 12-30/.400	2nd: 9-24/.375	Game: .389
3PT%	1st: 2-9/.222	2nd: 0-5/.000	Game: .143
FT%	1st: 6-8/.750	2nd: 21-25/.840	Game: .818

Score by Periods:	1st	2nd	Game
Clemson	31	30	61
Illinois	32	39	71

GAME 11

Illinois 105
Texas 80

December 20, 1997 • Assembly Hall
Champaign, IL • Attendance: 14,746

This game featured the experimental rules with quarters and despite its attempt to speed up the game, this contest lasted some two-an-a-half hours, due to the 56 total fouls called and the 81 attempted free throws between the two teams.

After the first quarter, the scored was tied at 14, but the Illini outscored Texas 31-19 in the second quarter and took a 12-point lead into the half.

Illinois widened its lead with a 33-18 third quarter, which included 20 personal fouls called and Texas head coach Tom Penders being ejected after receiving two technicals. In the third quarter the Illini were 18-for-24 from the line.

With 6:29 remaining in the game, Texas assistant coach Eddie Oran received his second technical foul and was ejected from the game.

The Illini went to the line a school record 52 times and made a school record 38 free throws. Senior Jerry Hester was the CBS Player of the Game after scoring a season high 24 points. His 10 free throws made were a career best.

UT (80)	FG-A	3P-A	FTA	REB	TP	A	TO	BK	S
Muoneke	4-10	0-1	4-10	7	12	3	2	1	0
Clack	6-15	3-8	2-2	5	17	1	3	0	2
Mihm	2-6	0-0	5-6	14	9	1	2	1	0
Vazquez	2-2	1-1	0-0	1	5	0	3	1	0
Axtell	3-9	2-7	2-3	3	10	0	6	1	0
Wagner	2-7	1-3	4-6	0	9	2	1	9	4
Perryman	0-3	0-3	0-0	0	0	0	2	0	0
Goode	1-2	1-2	0-0	1	3	2	2	0	0
Smith	3-5	0-1	1-2	3	7	4	1	0	0
Carter	0-0	0-0	0-0	0	0	0	0	0	0
Clark	4-7	0-0	0-0	4	8	1	5	0	0
Drakes	0-0	0-0	0-0	1	0	0	0	0	0
Totals	27-66	8-26	18-29	42	80	28	4	6	

FG%	1st: 11-27/.407	2nd: 16-39/.410	Game: .409
3PT%	1st: 3-12/.250	2nd: 5-14/.357	Game: .308
FT%	1st: 8-12/.667	2nd: 10-17/.588	Game: .621

UI (105)	FG-A	3P-A	FTA	REB	TP	A	TO	BK	S
Hester	7-9	0-0	10-11	4	24	1	1	0	0
Johnson	2-4	0-0	7-10	5	11	6	1	0	1
Gee	3-9	0-0	2-4	5	8	1	0	1	3
Heldman	3-4	1-2	4-4	0	11	2	3	0	0
Turner	7-17	3-8	1-2	3	18	4	1	0	0
Chukwudebe	2-4	0-0	3-3	6	7	0	4	0	0
Davis	2-8	1-5	2-2	3	7	0	0	0	1
Boline	0-0	0-0	2-2	2	2	3	1	0	0
Freeman	1-1	0-0	0-2	0	2	0	0	0	0
McClain	0-1	0-0	2-2	1	2	1	4	1	1
Storey	2-7	0-0	1-4	3	5	0	1	0	0
Campbell	0-0	0-0	0-0	1	0	0	0	0	0
Beyers	2-4	0-0	4-6	2	8	1	1	0	0
Gallagher	0-0	0-0	0-0	0	0	0	0	0	1
Totals	31-68	5-15	38-52	40	105	19	17	2	7

FG%	1st: 17-34/.500	2nd: 14-34/.412	Game: .412
3PT%	1st: 3-8/.375	2nd: 2-7/.286	Game: .333
FT%	1st: 8-9/.889	2nd: 30-43/.698	Game: .731

Score by Periods:	1st	2nd	Game
Texas	33	47	80
Illinois	45	60	105

GAME 12

Missouri 75
Illinois 69

December 23, 1997 • Kiel Center
St. Louis, Mo. • Attendance: 22,371

Illinois' three-game win streak came to a halt when the Missouri tigers pulled off the upset and downed the Illini to recapture the Braggins' Rights trophy after losing the last two years.

Tiger transfer Albert White, playing in only his second game this year after becoming eligible following the first semester, hammered the Illini with 16 points and 11 rebounds. Senior Kelly Thames scored 14 in the second half, including a perfect 8-for-8 from the line, to lead the Tigers with 20 for the game.

The Illini led by three (8-5) early in the game, but fell behind after going almost eight minutes without a field goal. The Tigers went on a 10-2 run in that period and took a 15-10 lead at the 10:26 mark.

In the second half, Illinois had a three-point lead after a Victor Chukwudebe tip-in at 16:08, but an 18-3 Missouri run gave the Tigers' their biggest lead (12) with 7:59 remaining. Illinois cut the lead to 60-58 inside of three minutes, but the Tigers sealed the victory with an 11-for-13 effort from the free-throw line in the last two minutes of the game.

UI (69)	FG-A	3P-A	FTA	REB	TP	A	TO	BK	S
Hester	4-14	2-5	2-4	5	12	1	2	0	0
Gee	4-12	0-0	0-1	5	8	1	1	0	4
Johnson	3-5	0-0	1-1	6	7	2	1	0	0
Heldman	3-12	1-6	2-2	6	9	5	4	0	3
Turner	6-19	2-10	3-4	6	17	3	2	0	2
Chukwudebe	1-1	0-0	2-2	2	4	0	1	0	0
Davis	2-4	2-3	0-1	1	6	0	0	0	0
Boline	0-1	0-1	0-0	0	0	1	0	0	0
Freeman	1-1	0-0	0-0	1	2	0	0	0	0
McClain	0-2	0-1	2-4	2	2	0	1	0	1
Storey	1-4	0-0	0-1	4	2	1	0	0	1
Beyers	0-1	0-0	0-0	0	0	1	0	0	0
Totals	25-76	7-26	12-18	43	69	15	12	0	11

FG%	1st: 9-33/.273	2nd: 16-43/.372	Game: .329
3PT%	1st: 2-9/.222	2nd: 5-17/.294	Game: .269
FT%	1st: 6-8/.750	2nd: 6-10/.600	Game: .667

UM (75)	FG-A	3P-A	FTA	REB	TP	A	TO	BK	S
Woods	3-9	0-2	3-4	3	9	1	3	0	0
White	6-16	3-4	1-2	11	16	2	6	0	0
Thames	6-13	0-0	8-8	9	20	1	3	0	0
Ray	0-1	0-1	0-0	1	0	1	1	0	1
Hafer	1-2	0-0	3-4	0	5	1	0	0	2
Lee	3-5	0-0	0-0	5	6	2	2	0	2
Decker	0-0	0-0	0-0	0	0	0	0	0	0
Graver	0-2	0-1	5-7	7	5	2	3	0	1
Parker	3-5	2-3	2-2	3	10	4	1	0	0
Harge	1-2	0-0	2-2	2	4	0	0	1	0
Totals	23-55	5-11	24-29	47	75	14	19	1	6

FG%	1st: 11-31/.355	2nd: 12-24/.500	Game: .418
3PT%	1st: 2-6/.333	2nd: 3-5/.600	Game: .455
FT%	1st: 4-6/.667	2nd: 20-23/.870	Game: .828

Score by Periods:	1st	2nd	Game
Illinois	26	43	69
Missouri	28	47	75



Game-by-Game

GAME 13

#9 UCLA 74
Illinois 69

December 30, 1997 • Pauley Pavillion
Las Angeles, CA • Attendance: 12,055

After trailing by 14 at the half (40-26) a second-half Illini surge fell short as the No. 9 Bruins handed Illinois its second straight loss. The Illini's stagnant offense scored only 13 points in the first 15 minutes of the game and the Illini trailed by as many as 19 points. Kevin Turner found his shot late in the first half and scored the Illini's final 13 points in the last five minutes of the period.

Turner unloaded on the Bruins in the second half with 19 points, including five three pointers, to lead the Illini comeback. Illinois tied the game at 63-63 with 5:07 remaining and took a 66-63 lead on a Turner three pointer. With 2:25 remaining, a Turner three put Illinois up 69-68, but six free throws by the Bruins gave them the victory.

In the tale of two halves, Illinois went from shooting 32 percent in the first 20 minutes to 56.7 percent in the second half. The Bruins shot 40 percent in the final 20 minutes, with only one three pointer. The Illini were 7-of-13 from beyond the arc in the second half. The difference in scoring came at the line where UCLA was 22-of-32 and Illinois was 3-of-7.

Kevin Turner's eight three pointers in the game set a Pauley Pavilion and Illinois single game record.

UI (69)	FG-A	3P-A	FTA	REB	TP	A	TO	BK	S
Hester	2-10	1-1	1-2	9	6	3	1	0	1
Johnson	2-2	0-0	0-0	6	4	3	1	1	0
Gee	1-4	0-0	0-0	1	2	1	2	1	1
Heldman	3-10	2-8	0-0	0	8	1	2	0	0
Turner	12-25	8-13	0-1	2	32	2	4	0	0
Chukwudebe	1-1	0-0	0-0	1	2	0	1	0	1
McClain	0-2	0-0	1-2	4	1	5	2	0	1
Storey	5-5	0-0	1-2	4	11	0	2	1	1
Davis	1-2	1-2	0-0	0	3	1	0	0	0
Totals	27-61	12-24	3-7	28	69	16	15	3	5

FG%	1st: 10-31/323	2nd: 17-30/567	Game: .443
3PT%	1st: 5-11/455	2nd: 7-13/538	Game: .500
FT%	1st: 1-3/333	2nd: 2-4/500	Game: .429

UCLA (74)	FG-A	3P-A	FTA	REB	TP	A	TO	BK	S
Henderson	6-11	0-0	10-14	9	22	3	1	0	0
Johnson	2-8	1-3	0-0	7	5	0	5	0	0
Bailey	6-15	3-5	3-4	4	18	5	4	1	2
Watson	3-7	0-0	1-1	6	7	5	4	0	1
Davis	4-7	0-1	4-7	5	12	6	3	0	3
McCoy	2-3	0-0	3-4	3	7	0	1	1	0
Knight	1-2	0-1	1-2	3	3	0	0	0	0
Totals	24-53	4-10	22-23	39	74	19	18	2	6

FG%	1st: 14-28/500	2nd: 10-25/400	Game: .453
3PT%	1st: 3-6/500	2nd: 1-4/250	Game: .400
FT%	1st: 9-14/643	2nd: 13-18/722	Game: .688

Score by Periods:	1st	2nd	Game
Illinois	26	43	69
UCLA	40	34	74

GAME 14

Illinois 74
Indiana 72

January 3, 1998 • Assembly Hall
Champaign, IL • Attendance: 16,450

The Illini came out on fire taking an 11-0 lead in the first five minutes of the game. Behind another outstanding shooting effort by Kevin Turner, the Illini built a 18-4 lead at the 12:00 mark and led 38-25 at the half. In the first half, Illinois shot 50 percent from the floor, to Indiana's 38.5 percent. The Illini hit five three pointers, four of which came off the hands of Turner.

Turner accounted for 20 of the Illini's 35 first half points and he would end the game with a career-high 35.

Much like the Illini's comeback attempt at UCLA, Indiana posted their own run in the final 10 minutes of the game. Illinois built a 23 point lead (60-37), its largest of the game, but saw that dwindle when the Hoosiers went on a 22-3 run to end the game. Illinois went without a field goal for over eight minutes and Indiana capitalized. The Hoosiers tied the game at 69-69 with 2:00 remaining, but a Kevin Turner three pointer and two free throws in the last 1:30, coupled with tough defense by the Illini on the final Hoosier possession gave Illinois its second-straight win over Indiana. Kevin Turner earned Player of the Game and Big Ten Player of the Week honors.

IU (72)	FG-A	3P-A	FTA	REB	TP	A	TO	BK	S
Miller	0-1	0-1	2-2	5	2	1	0	0	0
Gladness	9-11	0-0	1-2	4	19	3	1	1	0
Patterson	2-8	0-1	2-2	9	6	2	4	1	1
Recker	2-7	0-2	1-1	4	5	1	2	0	1
Guyton	6-12	2-6	3-6	1	17	5	4	0	0
Turner	5-7	1-2	0-0	2	11	3	2	0	0
Lewis	3-5	3-3	3-4	3	12	4	2	0	2
Eggers	0-0	0-0	0-0	0	0	0	0	0	0
Richardson	0-2	0-0	0-0	0	0	0	0	0	1
Totals	27-53	6-15	12-17	33	72	19	15	2	5

FG%	1st: 10-27/370	2nd: 17-26/654	Game: .509
3PT%	1st: 2-7/286	2nd: 4-8/500	Game: .400
FT%	1st: 3-5/600	2nd: 9-12/750	Game: .706

UI (74)	FG-A	3P-A	FTA	REB	TP	A	TO	BK	S
Hester	6-11	0-1	2-2	2	14	3	0	1	1
Johnson	2-3	0-0	4-4	4	8	2	0	0	0
Gee	4-9	0-0	2-5	3	10	0	3	1	2
Heldman	1-6	1-3	0-0	2	3	6	2	0	1
Turner	12-25	7-16	4-4	3	35	2	2	0	0
Chukwudebe	1-3	0-0	0-2	4	2	0	0	0	0
Davis	0-0	0-0	0-0	0	0	0	1	0	0
Boline	0-0	0-0	0-0	0	0	0	0	0	0
McClain	0-2	0-0	0-2	5	0	3	2	2	4
Storey	1-3	0-0	0-0	3	2	0	0	0	0
Totals	27-62	8-20	12-19	31	74	16	10	4	8

FG%	1st: 16-32/500	2nd: 11-30/367	Game: .435
3PT%	1st: 5-11/455	2nd: 3-9/333	Game: .400
FT%	1st: 1-2/500	2nd: 11-17/647	Game: .632

Score by Periods:	1st	2nd	Game
Indiana	25	47	72
Illinois	38	36	74

GAME 15

Illinois 76
#11 Iowa 64

January 8, 1998 • Carver-Hawkeye Arena
Iowa City, IA • Attendance: 15,500

The Fighting Illini took the fight to the Iowa Hawkeyes picking up their first double-figure win in Iowa City since 1964 and improving to 2-0 in Big Ten play.

Senior Kevin Turner came off his back-to-back 30 point games with 10 in the first half to lead the Illini. The Illini opened up a 7-0 lead before Iowa tied the game at 7-7 at the 13:37 mark. Illinois never trailed in this game, and took a 38-32 lead into the half. Illinois stymied Iowa from three-point range defensively not allowing a trey in the first half. Iowa was 0-for-8 while the Illini drained 6-of-10 in the first 20 minutes.

In the second half, Iowa could not muster enough offensive power to overtake the Illini, who were led by Jerry Hester with 20 points, including four three pointers.

The Hawkeyes outscored the Illini 12-6 to start the second half, and tied the game at 44-44 with 13:49 remaining. Illinois outscored Iowa 23-6 in the next nine minutes and the Illini led by as many as 17 points (on a Kevin Turner layup with 4:32 left in the game).

Sergio McClain produced his finest outing of the year, scoring 14 points, grabbing five rebounds, dishing out three assists and blocking a shot.

UI (76)	FG-A	3P-A	FTA	REB	TP	A	TO	BK	S
Hester	7-11	4-6	2-3	5	20	0	4	0	3
Johnson	1-1	0-0	0-0	5	2	5	2	2	0
Gee	1-3	0-0	0-0	3	2	1	1	1	5
Heldman	5-9	3-7	6-7	6	19	4	2	0	2
Turner	7-18	3-8	0-0	4	17	1	3	0	3
Chukwudebe	0-2	0-0	0-0	2	0	1	0	1	2
Davis	0-0	0-0	0-0	0	0	0	1	0	0
Boline	0-0	0-0	0-0	0	0	0	0	0	0
McClain	5-9	1-1	3-4	5	14	3	0	1	0
Storey	1-2	0-0	0-0	0	2	0	1	2	0
Beyers	0-0	0-0	0-0	0	0	0	0	0	0
Totals	27-55	11-22	11-14	32	76	15	15	7	1

FG%	1st: 14-26/536	2nd: 13-29/448	Game: .491
3PT%	1st: 6-10/600	2nd: 5-12/417	Game: .500
FT%	1st: 4-4/1,000	2nd: 7-10/700	Game: .786

IOWA (64)	FG-A	3P-A	FTA	REB	TP	A	TO	BK	S
Bowen	3-6	0-0	8-11	9	14	1	0	3	3
Moore	2-6	0-1	2-3	9	6	3	3	0	1
Rucker	2-4	0-0	2-2	1	6	1	5	1	0
Oliver	3-10	1-3	4-4	3	11	3	4	0	2
Davis	5-14	1-6	1-2	3	12	0	4	1	1
Sauer	0-0	0-0	0-0	0	0	1	0	0	0
Leuhrsmann	1-5	0-2	0-0	3	2	7	0	0	2
Galloway	0-2	0-2	0-0	1	0	0	0	0	0
McCausland	3-8	3-7	0-0	2	9	0	0	0	1
Koch	2-3	0-0	0-0	4	4	0	0	2	1
Terrones	0-0	0-0	0-0	0	0	0	0	0	0
Totals	21-58	5-21	17-22	38	64	16	16	7	1

FG%	1st: 10-30/333	2nd: 11-28/393	Game: .362
3PT%	1st: 0-8/000	2nd: 5-13/385	Game: .238
FT%	1st: 12-14/857	2nd: 5-8/625	Game: .773

Score by Periods:	1st	2nd	Game
Illinois	38	38	76
Iowa	32	32	64



Game-by-Game

GAME 16

Illinois 59
Northwestern 44

January 10, 1998 • Welsh-Ryan Arena
Evanston, IL • Attendance: 8,117

Coming off a big victory at Iowa only two days before, Illinois became the only undefeated team in the Big Ten with a 59-44 win at Northwestern. In this defensive battle Illinois held Northwestern to the lowest point total by a Big Ten team since Jan. 9, 1993 when the Illini defeated Michigan State 52-39 in East Lansing.

The key to this game for Illinois was keeping the ball out of the hands of Evan Eschmeyer, the leading scorer in Big Ten games. With outstanding defense in the post by Jarrod Gee, Victor Chukwudebe, Brian Johnson and Sergio McClain, Eschmeyer was held to 2-of-4 shooting from the floor. He finished the game with 12 points after making eight free throws.

Secondly, Illinois had to keep Julian Bonner from scoring big numbers. He went 3-for-8 and missed all three of his three-point attempts.

Offensively for the Illini, Gee came through with his sixth double figure scoring effort of the year. His 20 points led the Illini. All of Illinois' scoring came from the starting five, but once McClain made significant contributions without scoring. He grabbed four rebounds, dished out two assists and had a steal.

The Illini opened a 7-0 lead and the closest Northwestern came after that point was three points (8-5) with 12:47 remaining in the first half.

UI (59)	FG-A	3P-A	FTA	REB	TP	A	TO	BK	S
Hester	3-6	1-2	0-1	7	7	0	0	0	1
Johnson	2-7	0-0	0-0	3	4	1	1	1	1
Gee	9-15	0-0	2-3	4	20	0	0	1	2
Heldman	5-9	1-4	2-2	1	13	5	0	0	1
Turner	7-14	1-2	0-0	2	15	6	1	0	0
Chukwudebe	0-1	0-0	0-0	2	0	1	0	0	0
Davis	0-1	0-1	0-0	0	0	0	0	0	0
Boline	0-0	0-0	0-0	0	0	0	0	0	0
Freeman	0-0	0-0	0-0	0	0	0	0	0	0
McClain	0-2	0-1	0-0	4	0	2	1	0	1
Storey	0-2	0-0	0-0	0	0	0	0	0	1
Beyers	0-0	0-0	0-0	0	0	0	0	0	0
Totals	26-57	3-10	4-6	28	259	15	3	2	7

FG%	1st: 9-28/321	2nd: 17-29/586	Game: 456
3PT%	1st: 1-7/143	2nd: 2-3/667	Game: 300
FT%	1st: 2-2/1,000	2nd: 2-4/500	Game: 667

NW (44)	FG-A	3P-A	FTA	REB	TP	A	TO	BK	S
Harmsen	0-2	0-0	0-0	3	0	0	2	0	0
Branch	1-4	0-1	0-0	5	2	0	1	0	0
Eschmeyer, E.	2-4	0-0	8-13	12	12	2	1	0	0
Bonner	3-8	0-3	7-9	2	13	3	3	0	0
Wink	1-4	1-4	0-0	0	3	1	0	0	0
Kammrath	0-0	0-0	0-0	1	0	1	1	0	0
Avery	1-2	0-0	0-1	1	2	0	0	0	0
Molnar	5-9	0-0	2-2	4	12	1	5	1	0
Eschmeyer, J.	0-0	0-0	0-0	0	0	0	0	0	0
Totals	13-33	1-8	17-25	32	44	8	16	1	0

FG%	1st: 4-13/308	2nd: 9-20/450	Game: 394
3PT%	1st: 0-5/1,000	2nd: 1-3/333	Game: 125
FT%	1st: 5-8/625	2nd: 12-17/706	Game: 680

Score by Periods:	1st	2nd	Game
Illinois	21	38	59
Northwestern	13	31	44

GAME 17

#9 Purdue 68
Illinois 58

January 13, 1998 • Assembly Hall
Champaign, IL • Attendance: 14,874

The Illini's unbeaten home record received its only loss of the year at the hands of the ninth ranked team in the country. Purdue extended its win streak over the Illini to four games with a 68-58 victory.

Illinois entered this game having not trailed in a Big Ten contest to date, but that mark fell quickly when Brian Cardinal drained a three-pointer at 19:37 to give the Boilermakers a 3-0 lead. Illinois tied the game four times at 7-7, 9-9, 12-12, and 17-17 before the Illini took a 25-20 lead on a 7-2 run. Illinois could not extend its lead any more than five points and Purdue outscored the Illini 16-6 in the last eight minutes to take a 36-31 lead into the half.

Jerry Hester led the Illini at the half with 10 points hitting four field goals, including two three pointers. The Illini's four three pointers at the half would be the only in the game as Matt Heldman, Kevin Turner, Sergio McClain and Hester went 0-for-5 in the second half from three-point range.

Purdue beat the Illini on the boards 44-31, led by Brad Miller's 16 rebound effort. His 18 points were also a team high for the Boilermakers.

Purdue opened up a 46-35 lead in the second half, but an 8-0 Illini run cut the lead to 46-43. The Boilermakers countered with an 8-0 run and got their lead back to nine points with 6:50 remaining. Illinois never got any closer than nine points the rest of the game.

PU (68)	FG-A	3P-A	FTA	REB	TP	A	TO	BK	S
Cornell	2-8	1-3	0-0	3	5	4	2	0	0
Cardinal	3-8	1-2	0-1	6	7	0	1	1	0
Miller	6-10	0-1	6-7	16	18	0	6	2	0
Austin	7-11	0-2	1-4	3	15	4	3	0	0
Eldridge	2-4	2-2	0-0	2	6	2	3	1	1
McQuay	0-2	0-0	1-2	4	1	1	0	0	1
Mayfield	1-1	1-1	2-2	5	1	0	0	0	0
Robinson	2-6	1-2	6-8	5	11	0	0	0	0
Totals	23-50	6-13	16-24	44	68	12	15	4	2

FG%	1st: 11-29/379	2nd: 12-21/571	Game: 460
3PT%	1st: 3-9/333	2nd: 3-4/750	Game: 462
FT%	1st: 11-15/733	2nd: 5-9/556	Game: 667

UI (58)	FG-A	3P-A	FTA	REB	TP	A	TO	BK	S
Hester	5-11	2-5	0-0	7	12	0	2	0	1
Johnson	3-7	0-0	0-0	2	6	2	1	0	0
Gee	0-1	0-0	0-3	1	0	0	0	1	1
Heldman	4-9	1-3	9-9	2	18	3	1	0	1
Turner	3-14	1-4	0-0	4	7	4	0	1	1
Chukwudebe	1-4	0-0	0-0	4	2	0	0	0	0
Boline	0-1	0-0	0-0	1	0	0	0	0	0
McClain	4-8	0-1	2-3	5	10	2	3	0	1
Storey	1-4	0-0	1-2	2	3	0	0	0	0
Beyers	0-1	0-0	0-0	0	0	0	0	0	0
Totals	21-60	4-13	12-17	31	58	11	7	2	5

FG%	1st: 11-32/344	2nd: 10-28/357	Game: 350
3PT%	1st: 4-8/500	2nd: 0-5/1,000	Game: 308
FT%	1st: 5-6/833	2nd: 7-11/636	Game: 706

Score by Periods:	1st	2nd	Game
Purdue	36	32	68
Illinois	31	27	58

GAME 18

Michigan State 68
Illinois 64

January 17, 1998 • Breslin Center
East Lansing, MI • Attendance: 14,574

Illinois took control of the game early with a 13-0 start in the first 5:30 of the game. The Illini held the Spartans scoreless until a Morris Peterson three-pointer at the 14:08 mark. Illinois jumped out to its biggest lead of the game (16 points) on a Kevin Turner layup that up Illinois up 21-5 at the 11:05 mark.

Michigan State began to cut into the Illini lead in the last six minutes of the half. Despite only three points from leading scorer Mateen Cleaves, Michigan State trailed by only eight at the half.

Illinois' balanced scoring in the first half was paced by Matt Heldman's 10 points (two three pointers and four free throws). The Illini capitalized on fouls, hitting 12-of-14 from the free throw line.

The second half was a completely different story. Mateen Cleaves scored 17 points in the first seven minutes of the second half and the Michigan State took their first lead of the game, 47-46, at the 13:01 mark. Over the next 10 minutes there were six lead changes and four ties, but in the end it was the Spartans pulling away. Michigan State hit six three pointers in the second half. Illinois was 0-for-5 from three-point range.

In the final minute of the game, Michigan State held a 63-62 lead and extended that to 67-62 at the free-throw line. Jerry Hester scored with 2.3 seconds remaining to make it 67-64, and the Illini fouled Jason Klein with 1.4 remaining in a final effort to get the ball back. He sealed the victory hitting one of his two free throws.

UI (64)	FG-A	3P-A	FTA	REB	TP	A	TO	BK	S
Hester	6-10	0-2	2-2	3	14	2	1	0	3
Johnson	4-5	0-0	4-4	2	12	4	6	0	0
Gee	3-4	0-0	0-0	4	6	0	1	0	0
Heldman	2-4	2-4	6-6	3	12	1	4	0	0
Turner	4-10	1-4	3-3	2	12	2	4	0	2
Chukwudebe	1-2	0-0	1-2	1	3	0	1	0	1
Boline	0-0	0-0	0-0	0	0	0	0	0	0
Freeman	0-0	0-0	0-0	0	0	0	0	0	0
McClain	0-1	0-0	1-2	3	1	3	0	0	1
Storey	2-3	0-0	0-0	0	4	0	1	0	0
Totals	22-39	3-10	17-19	20	64	12	19	0	7

FG%	1st: 10-17/588	2nd: 12-22/545	Game: 564
3PT%	1st: 3-5/600	2nd: 0-5/1,000	Game: 300
FT%	1st: 12-14/857	2nd: 5-5/1,000	Game: 895

MSU (68)	FG-A	3P-A	FTA	REB	TP	A	TO	BK	S
Hutson	1-2	0-0	2-2	3	4	1	3	0	2
Klein	4-10	3-7	2-4	2	13	0	0	0	1
Smith	1-5	0-0	1-2	6	3	1	1	0	1
Cleaves	9-16	5-10	4-4	1	27	6	4	0	1
Bell	0-1	0-0	0-0	1	0	0	1	0	1
Guess	0-0	0-0	0-0	2	0	0	1	0	1
Davis	1-1	0-0	0-0	0	2	0	0	0	0
Peterson	4-8	1-3	3-4	2	12	1	1	0	2
Granger	2-4	1-1	0-2	4	5	1	2	0	0
Wiley	1-3	0-0	0-0	0	2	0	2	2	0
Totals	23-50	10-21	12-18	25	18	10	15	2	9

FG%	1st: 10-25/400	2nd: 13-25/520	Game: 460
3PT%	1st: 4-9/444	2nd: 6-12/500	Game: 476
FT%	1st: 3-4/750	2nd: 9-14/643	Game: 667

Score by Periods:	1st	2nd	Game
Illinois	35	29	64
Michigan State	27	41	68



Game-by-Game

GAME 19	
Illinois	62
Wisconsin	48
January 21, 1998 • Assembly Hall Champaign, IL • Attendance: 11,281	

Illinois won its first game against Wisconsin since 1994, and improved its home record to 9-1 and its Big Ten record to 4-2.

Wisconsin opened up a quick 4-0, then 6-1 lead on the Illini in the early minutes of the game. Jerry Hester scored six points in a three minute period and Jarrod Gee added a field goal, giving the Illini a 9-6 lead that was never relinquished. Hester's 13 first half points paced the Illini, which carried a 10 point lead into the half.

One of the outstanding stats in this game was the rebounding totals. In the first half, Illinois out rebounded Wisconsin 20-9 and that carried over into the second half. The Illini out rebounded the Badgers by 16 for the game (38-22).

In the second half Illinois built its largest lead, 17 points, on a Matt Heldman three pointer to make the score 47-30 with 11:55 remaining. Wisconsin cut the lead to nine points, but the Illini got the job done at the line, hitting 7-of-10 in the final seven minutes to seal the victory.

Matt Heldman had his best shooting game making four of his five three point attempts. He extended his streak of consecutive free throws to 27 in a row, before missing his first of two with 2:01 remaining.

UW (48)	FG-A	3P-A	FTA	REB	TP	A	TO	BK	S
Kelley	3-5	0-2	0-0	1	6	3	3	0	3
Daugherty	1-4	0-0	2-3	5	4	1	0	0	0
Coleman	1-3	0-0	2-2	5	4	0	0	0	1
Auriantal	5-11	3-5	0-0	0	13	2	1	0	2
Mason	3-12	2-4	0-1	1	8	0	2	0	0
Duany	1-4	1-4	1-2	1	4	0	1	0	0
Kowske	1-2	0-0	1-2	3	3	0	1	0	0
Burkemper	0-0	0-0	0-0	0	0	0	0	0	0
Linton	0-0	0-0	0-0	0	0	0	0	0	0
Chambers	0-0	0-0	0-0	0	0	0	0	0	0
Vershaw	1-6	0-1	4-5	3	6	3	0	1	0
Totals	16-47	6-16	10-15	22	48	9	10	1	6

FG%	1st: 8-22/.364	2nd: 8-25/.320	Game: .340
3PT%	1st: 3-7/.429	2nd: 3-9/.333	Game: .375
FT%	1st: 3-6/.500	2nd: 7-9/.778	Game: .667

UI (62)	FG-A	3P-A	FTA	REB	TP	A	TO	BK	S
Hester	6-11	1-3	3-5	4	16	0	2	1	0
Johnson	1-3	0-0	4-6	4	6	2	1	0	1
Gee	3-5	0-0	4-4	4	10	1	0	1	0
Heldman	4-5	4-5	5-6	8	17	5	3	0	0
Turner	3-9	0-2	0-4	8	6	3	6	0	2
Chukwudebe	0-1	0-0	0-0	4	0	0	1	0	0
Boline	0-0	0-0	0-0	0	0	0	1	0	0
Freeman	0-0	0-0	0-0	0	0	0	0	0	0
McClain	2-7	0-1	3-4	3	7	1	0	1	0
Storey	0-1	0-0	0-0	0	0	0	0	0	0
Totals	19-42	5-11	19-29	38	62	12	15	3	3

FG%	1st: 11-25/.440	2nd: 8-17/.471	Game: .452
3PT%	1st: 3-9/.333	2nd: 2-2/1.000	Game: .455
FT%	1st: 7-10/.700	2nd: 12-19/.632	Game: .655

Score by Periods:	1st	2nd	Game
Wisconsin	22	26	48
Illinois	32	30	62

GAME 20	
Illinois	64
#16 Michigan	53
January 25, 1998 • Assembly Hall Champaign, IL • Attendance: 16,450	

Illinois picked up its third victory over a ranked opponent and its second straight over Michigan at home. The Illini opened up a 6-0 lead but Michigan quickly answered with six straight points to tie the game. Michigan took a 9-6 lead when Louis Bullock hit three free throws, but that would be the only lead for the Wolverines. Illinois scored the next eight points, taking a 14-9 lead. Illinois' largest lead of the first half was 11, but Michigan scored the last eight points of the half to cut the lead to three, 33-30 at the break.

The Illini went on a 9-0 run to start the second half and quickly had a 42-30 advantage. Illinois hit five three pointers in the second half and the lead never dropped below seven points.

The Illini's inside game got a boost from sophomore Victor Chukwudebe, who had 10 points, five rebounds and two blocks against a bigger Michigan frontcourt. Turner led the Illini with 17 points and Jerry Hester added 15. Matt Heldman dished out six assists and only turned the ball over one time.

Illinois' defensive play held Michigan to its lowest point total this year matching an outstanding defensive effort against the Wolverines last year in Champaign, when Illinois held Michigan to 51 points in a 70-51 win.

UM (53)	FG-A	3P-A	FTA	REB	TP	A	TO	BK	S
Baston	5-9	0-0	4-4	9	14	1	5	2	1
Ward	4-10	2-4	1-3	5	11	1	1	0	0
Traylor	5-14	0-0	0-0	7	10	0	2	0	1
Reid	0-6	0-5	0-0	3	0	5	4	0	1
Bullock	4-15	2-9	3-3	5	13	2	2	0	0
Conlan	0-4	0-0	0-1	0	6	5	4	0	2
Asselin	2-2	0-0	1-2	4	5	0	0	0	0
Smith	0-0	0-0	0-0	0	0	0	0	0	0
Totals	20-60	4-18	9-13	42	53	14	18	2	5

FG%	1st: 11-27/.407	2nd: 9-33/.273	Game: .333
3PT%	1st: 1-5/.200	2nd: 3-13/.231	Game: .222
FT%	1st: 7-8/.875	2nd: 2-5/.400	Game: .692

UI (64)	FG-A	3P-A	FTA	REB	TP	A	TO	BK	S
Hester	6-12	2-5	1-2	4	15	3	2	0	1
Johnson	2-4	0-0	3-6	6	7	0	1	0	1
Gee	2-7	0-0	0-1	4	4	0	1	0	1
Heldman	2-7	2-6	1-2	7	7	6	1	0	1
Turner	6-14	3-7	2-2	2	17	4	4	0	2
Chukwudebe	4-9	0-0	2-3	5	10	0	0	2	0
Davis	0-0	0-0	0-0	0	0	0	0	0	0
Boline	0-0	0-0	0-0	0	0	0	0	0	0
Freeman	1-1	0-0	0-0	1	2	0	0	0	0
McClain	0-2	0-1	2-6	4	2	2	3	1	2
Beyers	0-0	0-0	0-2	0	0	0	0	0	0
Totals	23-56	7-19	11-24	35	64	15	13	3	8

FG%	1st: 14-30/.467	2nd: 9-26/.346	Game: .411
3PT%	1st: 2-10/.200	2nd: 5-9/.556	Game: .368
FT%	1st: 8-21/.381	2nd: 8-21/.381	Game: .458

Score by Periods:	1st	2nd	Game
Michigan	30	23	53
Illinois	33	31	64

GAME 21	
Illinois	66
Ohio State	62
January 28, 1998 • St. John's Arena Columbus, Ohio • Attendance: 9,250	

Illinois used three consecutive treys late in the game to turn a three-point deficit into a six-point lead and held on from the free throw line for a 66-62 win over Ohio State in Columbus. The Illini have now won 11 straight games over the Buckeyes.

In a tight first half which saw eight ties and three lead changes, the Illini asserted control late in the stanza. Tied at 23, Illinois scored the next seven points, five from Kevin Turner, to take a 30-23 lead. UI went into the half with a 32-27 advantage.

In the second half, Illinois began to build its advantage, eventually taking the largest lead of the game at 43-31 with 16:24 remaining. But Ohio State came back to go on a 17-2 run, as the Illini went without a field goal for nearly 11 minutes, to take a 48-45 lead with 5:56 remaining in the game. The Illini responded from long range, as senior Matt Heldman knocked down a trey to tie the game and Turner followed with two straight three-pointers to give Illinois a 54-48 lead. Ohio State kept the game close but the Illini hit 7-of-8 free throws down the stretch to earn the 66-62 win.

Turner led the Illini with a game-high 24 points, including five treys. Heldman hit 8-of-8 from the line for 14 points while Jerry Hester tallied 14 points and grabbed a game-high nine rebounds. Ohio State freshman Michael Redd led the Buckeyes with 22 points.

UI (66)	FG-A	3P-A	FTA	REB	TP	A	TO	BK	S
Hester	6-14	1-4	1-2	9	14	4	2	0	2
Johnson	2-2	0-0	2-3	3	6	0	3	0	0
Gee	2-5	0-0	0-0	6	4	0	1	0	0
Heldman	2-8	2-7	8-8	2	14	3	4	0	2
Turner	8-16	5-11	3-4	4	24	4	7	0	0
Chukwudebe	0-4	0-0	0-0	3	0	1	0	0	0
Davis	1-2	0-1	0-0	0	2	0	0	0	0
McClain	1-1	0-0	0-0	2	2	0	0	0	1
Beyers	0-0	0-0	0-0	1	0	0	0	0	0
Totals	22-52	8-23	14-17	31	66	12	17	0	5

FG%	1st: 13-30/.433	2nd: 9-22/.409	Game: .423
3PT%	1st: 3-14/.214	2nd: 5-9/.556	Game: .348
FT%	1st: 3-5/.600	2nd: 11-12/.917	Game: .824

OSU (62)	FG-A	3P-A	FTA	REB	TP	A	TO	BK	S
Singleton	6-12	0-0	5-8	7	17	1	4	0	0
Sanderson	3-7	1-3	1-2	5	8	0	0	0	0
Johnson	1-4	0-0	0-2	8	2	1	0	1	0
Davis	3-5	0-1	1-2	5	7	4	6	0	4
Redd	7-20	1-7	7-10	7	22	4	5	0	2
Coleman	2-5	2-4	0-0	2	6	5	3	0	0
Lumpkin	0-0	0-0	0-0	0	0	0	0	0	1
Totals	22-53	4-15	14-24	35	62	15	18	1	7

FG%	1st: 12-30/.400	2nd: 10-23/.435	Game: .415
3PT%	1st: 2-9/.222	2nd: 2-6/.333	Game: .267
FT%	1st: 1-4/.250	2nd: 13-20/.650	Game: .583

Score by Periods:	1st	2nd	Game
Illinois	32	34	66
Ohio State	27	35	62



Game-by-Game

GAME 22

Illinois 77
Penn State 71

January 31, 1998 • Bryce-Jordan Center
State College, PA • Attendance: 12,977

Illinois jumped to a big first-half lead and held on in the second half for a 77-71 win at Penn State.

The Illini shot a season-best 59.4 percent in the first half to build their advantage. The Nittany Lions trailed 19-14 when the Illini went on a 14-2 run to create a 33-16 lead with 5:34 left in the half. UI continued to pour it on and led 44-25 at the break.

Penn State opened the second half by scoring 15 of the first 19 points to cut the lead to only six points at 48-42 with 11:19 remaining in the game.

The Nittany Lions would cut the lead to four points just a few minutes later and trailed only 63-59 with 3:23 remaining. A Kevin Turner three-pointer and a layup by Jerry Hester pushed the lead to nine points at 68-59 before Penn State made one last run. A layup by PSU's Calvin Booth made it 74-71 with 36 seconds left but Illinois hit three of four free throws down the stretch to hold on for a 77-71 win.

Turner led the Illini with 26 points, including four treys, and five assists while Hester logged a double-double with 18 points and 10 rebounds. For the Nittany Lions, Jarrett Stephens came off the bench to score 19 points while Pete Lisicky fired in 17 points and dished out seven assists. Penn State's Calvin Booth added 14 points, seven rebounds and six blocked shots.

UI (77)	FG-A	3P-A	FTA	REB	TP	A	TO	BK	S
Hester	6-11	0-1	6-6	10	18	1	6	0	2
Johnson	4-6	0-0	1-3	4	9	3	1	1	3
Hester	3-6	0-0	1-1	3	7	0	1	1	0
Heldman	2-6	2-5	2-2	4	8	4	4	0	2
Turner	8-17	4-6	6-8	2	26	5	2	0	0
Chukwudebe	2-3	0-0	0-0	4	4	1	0	2	2
Davis	1-2	1-1	0-0	0	3	0	0	0	0
McClain	0-0	0-0	0-0	0	0	0	0	0	0
Storey	1-4	0-0	0-0	3	2	2	3	0	1
Broxsie	0-1	0-0	0-0	0	0	0	0	0	0
Totals	27-56	7-13	16-20	31	77	16	17	4	10

FG% Ist: 19-32/.594 2nd: 8-24/.333 Game: .482
3PT% Ist: 5-8/.625 2nd: 2-5/.400 Game: .538
FT% Ist: 1-2/.500 2nd: 15-18/.833 Game: .800

UI (71)	FG-A	3P-A	FTA	REB	TP	A	TO	BK	S
Storey	1-2	0-0	1-2	4	3	3	2	1	0
Johnson	0-0	0-0	0-0	1	0	0	2	0	0
Booth	7-10	0-0	0-0	7	14	1	4	6	1
Rispin	2-12	0-5	2-2	0	6	4	4	0	1
Slicky	6-18	3-11	2-2	2	17	7	2	0	1
Line-Heard	0-0	0-0	0-0	0	0	0	0	0	0
Trays	3-5	1-2	5-7	4	12	1	1	0	1
Stephens	9-11	0-0	1-1	10	19	2	3	0	3
Tevenson	0-1	0-1	0-0	2	2	0	0	0	0
Totals	28-59	4-19	11-14	33	71	18	18	7	7

FG% Ist: 10-27/.370 2nd: 18-32/.563 Game: .475
3PT% Ist: 0-7/.000 2nd: 4-12/.333 Game: .211
FT% Ist: 5-7/.714 2nd: 6-7/.857 Game: .786

Score by Periods:	1st	2nd	Game
Illinois	44	33	77
Penn State	25	46	71

GAME 23

Illinois 68
Minnesota 56

February 4, 1998 • Assembly Hall
Champaign, IL • Attendance: 12,204

The University of Illinois built a double-digit lead in the first half with six three-pointers and hit 9-of-24 for the game, as the Illini were never challenged in the second half on their way to a 68-56 win over Minnesota at the Assembly Hall.

Minnesota stayed close in the first part of the game, trailing only 20-18 with 10:32 remaining. A driving basket by freshman Sergio McClain was followed by a Kevin Turner trey and a long jumper to create a 7-0 run and a 27-18 Illini advantage with 8:49 left in the half. UI held a 40-29 lead at the break, thanks to 6-for-13 shooting from long range.

In the second half, Minnesota would get no closer than seven points. At 50-42 with 10:05 left in the contest, a Jerry Hester trey sparked a 9-2 run that gave the Illini their largest lead in the game at 59-44 with 5:30 remaining. Hester had five points in the run as Jarrod Gee added two baskets in the post. The Golden Gophers would cut the lead to seven points with 2:44 remaining but UI hit 5-of-6 free throws down the stretch, including 4-for-4 from Hester, to pull away for a 68-56 win.

Illinois outrebounded the Gophers 33-31 and shot 44 percent from the field while holding Minnesota to only 41 percent from the floor.

Turner led the offensive attack with three treys and 19 points while Hester added 17 point with three three-pointers. Gee dominated the boards, earning a double-double with 14 points and 11 rebounds.

UM (56)	FG-A	3P-A	FTA	REB	TP	A	TO	BK	S
Lewis	3-8	0-3	4-7	6	10	1	2	1	0
Tarver	0-1	0-0	0-0	5	0	1	1	1	1
Sanden	2-2	0-0	0-0	1	4	0	4	0	0
Jacobson	7-19	0-3	2-3	6	16	0	1	0	0
Clark	4-10	0-2	4-4	7	12	4	1	0	0
Schnaenel	2-2	0-0	0-0	0	4	0	1	0	0
Nathaniel	0-0	0-0	0-0	0	0	1	0	0	0
Harris	3-9	3-7	1-3	2	10	2	3	0	3
Broxsie	0-0	0-0	0-0	1	0	0	0	1	0
Totals	21-51	3-15	11-17	31	56	9	16	2	4

FG% Ist: 12-23/.522 2nd: 9-28/.321 Game: .412
3PT% Ist: 2-6/.333 2nd: 1-9/.111 Game: .200
FT% Ist: 3-6/.500 2nd: 8-11/.727 Game: .647

UI (68)	FG-A	3P-A	FTA	REB	TP	A	TO	BK	S
Hester	4-11	3-8	6-6	5	17	1	2	0	0
Johnson	0-2	0-0	2-4	5	2	5	1	1	3
Gee	5-7	0-0	4-5	11	14	2	2	1	1
Heldman	2-6	2-6	0-0	4	6	6	4	0	2
Turner	8-16	3-7	0-0	2	19	0	1	0	0
Chukwudebe	2-2	0-0	0-0	2	4	0	1	0	0
Davis	1-4	1-3	0-0	1	3	0	0	0	1
Boline	0-0	0-0	0-0	0	0	1	0	0	0
McClain	1-4	0-0	1-2	3	2	0	0	0	1
Storey	0-0	0-0	0-0	0	0	0	0	0	0
Totals	23-52	9-24	13-17	33	68	16	12	2	8

FG% Ist: 16-30/.533 2nd: 7-22/.318 Game: .442
3PT% Ist: 6-13/.462 2nd: 3-11/.273 Game: .375
FT% Ist: 2-4/.500 2nd: 11-13/.846 Game: .765

Score by Periods:	1st	2nd	Game
Minnesota	29	27	56
Illinois	40	28	68

GAME 24

Illinois 53
Wisconsin 47^{OT}

February 7, 1998 • Kohl Center
Madison, WI • Attendance: 16,414

Illini senior Kevin Turner hit a spinning bank shot to send the game into overtime and Illinois outscored Wisconsin in the extra session to remain in second place in the Big Ten with a 53-47 win over the Badgers.

The Illini won their sixth straight Big Ten game and set up a showdown with the Big Ten leader, Michigan State, at the Assembly Hall on Thursday, Feb. 12.

In a tight, low-scoring first half, neither team could build a lead bigger than four points as the Illini clung to a 23-21 lead at the break.

The game remained close in the second half but Illinois attempted to pull away with 14:12 left in the contest. At 32-29, the Illini went on a 6-0 run to take a 38-29 lead with 10:36 remaining.

The UI still led by nine points with nine minutes left in the game, but then went scoreless until the end of regulation. Wisconsin took advantage of the drought by cutting the lead to 42-41 with 1:59 remaining and took its first lead since late in the first half on a jump hook by Sean Daugherty with 24 seconds left in the game. 43-42. Illinois' Matt Heldman missed a jumper on the other end and Daugherty was fouled on the rebound and went to the line with 11 seconds left to seal the game. Daugherty hit the first but missed the second, and Turner drove the length of the court, spun towards the basket, and banked in a running jumper with only four seconds left to tie the game and send it into overtime.

In the extra session, a Jerry Hester jumper gave the Illini a lead they would never relinquish and the UI hit 3-of-4 free throws down the stretch for the victory.

Hester led the Illini with a double-double, 18 points and 13 rebounds, while Turner added 16 points and Heldman scored 12 points. Wisconsin's Daugherty also had a double-double with 16 points and 12 boards.

UI (53)	FG-A	3P-A	FTA	REB	TP	A	TO	BK	S
Hester	7-12	1-3	3-5	13	18	1	1	1	3
Johnson	1-1	0-0	2-2	5	4	0	2	0	0
Gee	1-3	0-0	1-1	6	3	0	3	0	1
Heldman	3-11	3-8	3-4	3	12	4	2	0	0
Turner	6-22	1-10	3-5	1	16	0	5	0	2
Chukwudebe	0-2	0-0	0-0	6	0	1	0	1	1
Davis	0-2	0-2	0-0	2	0	0	0	0	0
McClain	0-4	0-0	0-1	7	0	3	1	0	1
Storey	0-2	0-0	0-0	0	0	0	1	0	0
Beyers	0-0	0-0	0-0	0	0	0	0	0	0
Totals	18-59	5-23	12-18	45	53	9	15	2	8

FG% Ist: 8-30/.267 2nd: 10-29/.345 Game: .305
3PT% Ist: 5-13/.385 2nd: 0-10/.000 Game: .217
FT% Ist: 2-5/.400 2nd: 10-13/.769 Game: .667

UI (47)	FG-A	3P-A	FTA	REB	TP	A	TO	BK	S
Kowske	4-9	0-0	2-3	5	10	0	2	3	1
Kelley	1-4	0-2	0-0	2	2	1	2	0	1
Daugherty	6-11	0-1	4-6	12	16	0	2	0	0
Mason	3-14	1-8	3-6	3	10	1	3	1	0
Burkemper	0-2	0-2	0-0	1	0	1	1	0	0
Duany	1-5	0-2	2-2	4	4	0	0	1	1
Auriantal	1-5	0-1	0-1	8	2	2	2	0	0
Coleman	0-0	0-0	0-0	1	0	0	0	0	0
Vershaw	0-2	0-0	3-4	2	3	0	2	0	0
Totals	16-52	1-16	14-22	39	47	5	14	6	3

FG% Ist: 6-20/.300 2nd: 10-32/.313 Game: .308
3PT% Ist: 1-7/.143 2nd: 0-9/.000 Game: .063
FT% Ist: 8-13/.615 2nd: 6-9/.667 Game: .636

Score by Periods:	1st	2nd	OT	Game
Illinois	23	21	9	53
Wisconsin	21	23	3	47



Game-by-Game

GAME 25

Illinois 84
#13 Michigan St. 63

February 12, 1998 • Assembly Hall
Champaign, IL • Attendance: 16,450

Illinois (18-7, 10-2) climbed into a tie for first place in the Big Ten by blasting No. 13 Michigan State, 84-63, giving the Illini their seventh straight victory.

The Illini jumped out to a fast start, taking a 14-4 lead only six minutes into the game. UI led 25-13 when the Spartans slashed into the lead, going on an 8-0 run to cut the deficit to 25-21 with 3:55 left in the half. The Illini maintained their composure and held a 32-27 lead at the break.

The Orange and Blue jumped out of the gates quickly in the second half. With the score 36-31, UI went on a 13-4 run, highlighted by six points from Jerry Hester, to build a 14-point advantage at 49-35 with 14:37 remaining. Only two minutes later, the Illini went on a 7-1 run, thanks to two treys from reserve Arias Davis and Matt Heldman to take a 58-39 lead. Illinois built its largest lead of the game, 24 points, at 73-49 with 6:21 remaining and then coasted to an 84-63 victory.

The Illini held Michigan State to 37 percent from the field in the game while blistering the nets at 53 percent. UI hit 9-of-17 three-pointers to bury the Spartans from long range and dished out 22 assists to only 10 for MSU.

Illinois had five players in double figures, led by senior Kevin Turner with 20 points. Hester added 16 points, Davis came off the bench to hit three treys and tally 12 points, Heldman scored 11 points and Jarrod Gee chipped in with 10 points. Reserve Victor Chukwudebe grabbed a team-high nine rebounds.

MSU (63)	FG-A	3P-A	FTA	REB	TP	A	TO	BK	S
Hutson	0-1	0-0	0-2	3	0	0	3	0	0
Klein	2-9	0-4	1-2	3	5	1	1	1	0
Smith	5-9	0-0	0-0	12	10	0	1	0	1
Cleaves	4-12	0-2	3-4	3	11	7	6	0	1
Bell	3-8	1-6	2-2	4	9	1	0	0	0
Guess	0-0	0-0	0-0	0	0	0	0	0	0
Thomas	1-1	0-0	0-0	0	2	0	0	0	0
Cherry	0-0	0-0	0-0	0	0	0	0	0	0
Davis	0-3	0-1	2-2	0	2	0	1	0	0
Peterson	3-9	1-2	4-6	4	11	1	1	0	0
Granger	3-6	2-3	1-2	2	9	0	0	0	1
Miller	0-0	0-0	1-2	1	1	0	0	0	0
Wiley	1-1	0-0	1-2	4	3	0	0	1	0
Totals	22-59	4-18	15-24	36	63	10	13	2	3

FG%	1st: 11-28/393	2nd: 11-31/355	Game: 373
3PT%	1st: 1-9/111	2nd: 3-9/333	Game: 222
FT%	1st: 4-4/1,000	2nd: 11-20/550	Game: 625

UI (84)	FG-A	3P-A	FTA	REB	TP	A	TO	BK	S
Hester	6-10	0-1	4-4	5	16	2	3	0	0
Johnson	2-3	0-0	0-0	2	4	2	2	1	1
Gee	5-8	0-0	0-0	3	10	2	0	1	1
Heldman	3-5	3-5	2-2	0	11	7	0	0	1
Turner	8-16	3-7	1-1	3	20	4	3	0	0
Chukwudebe	3-6	0-0	1-1	9	7	0	0	2	0
Davis	4-5	3-4	1-3	1	12	1	1	0	0
Boline	0-0	0-0	0-0	0	0	3	1	0	0
Freeman	0-1	0-0	0-0	0	0	1	0	0	0
McClain	1-6	0-0	0-0	6	2	1	0	1	0
Storey	1-2	0-0	0-0	1	2	0	0	0	0
Beyers	0-0	0-0	0-0	1	0	0	1	0	0
Totals	33-62	9-17	9-11	32	84	22	12	5	4

FG%	1st: 14-32/438	2nd: 19-30/633	Game: 532
3PT%	1st: 4-9/444	2nd: 5-8/625	Game: 529
FT%	1st: 0-0/000	2nd: 9-11/818	Game: 818

Score by Periods:	1st	2nd	Game
Michigan State	27	36	63
Illinois	32	52	84

GAME 26

#8 Purdue 75
Illinois 72

February 14, 1998 • Mackey Arena
West Lafayette, IN • Attendance: 14,123

Illinois' (18-8, 10-3) Jerry Hester had a three pointer go in and out of the basket with under 10 seconds in the game, and Kevin Turner missed a long three-pointer at the buzzer as No. 8 Purdue (22-4, 10-2) barely survived for the 75-72 win in West Lafayette.

After Illinois jumped out to a quick lead, 11-0, then 19-4, Purdue closed the gap to six at the half (36-30).

The Illini's six-point lead quickly diminished in the second half as Purdue shot 56 percent from the field and outscored Illinois 45-36.

Three Illini players fouled out, including two starters (Jarrod Gee and Brian Johnson, and Sergio McClain). Illinois was called for 27 fouls in the game, as Purdue was whistled for only 11 fouls. Purdue went to the foul line 37 times, hitting 26 free throws, while Illinois was 8-of-9 from the free throw stripe in the game.

Hester led the Illini with 27 points on 10-16 shooting while fellow-senior Turner hit three treys and added 23 points. Senior Matt Heldman also hit three three-pointers and scored 11 points.

For Purdue, four players scored in double figures led by Chad Austin's 26 points. Center Brad Miller added 16 points.

UI (72)	FG-A	3P-A	FTA	REB	TP	A	TO	BK	S
Hester	10-16	2-6	5-5	3	27	0	2	0	1
Gee	0-3	0-0	0-0	6	0	2	3	0	0
Johnson	2-3	0-0	1-1	3	5	2	2	1	0
Heldman	3-7	3-6	2-2	4	11	4	1	0	1
Turner	10-20	3-6	0-0	3	23	4	3	0	0
Chukwudebe	0-3	0-0	0-0	4	0	0	0	0	0
Davis	0-1	0-1	0-0	1	0	0	0	0	0
Boline	0-0	0-0	0-0	0	0	0	0	0	0
McClain	3-5	0-1	0-1	3	6	1	2	0	2
Beyers	0-0	0-0	0-0	0	0	0	0	0	0
Totals	28-58	8-20	8-9	28	72	13	14	1	4

FG%	1st: 13-27/481	2nd: 15-31/484	Game: 483
3PT%	1st: 5-11/455	2nd: 3-9/333	Game: 400
FT%	1st: 5-5/1,000	2nd: 3-4/750	Game: 889

PU (75)	FG-A	3P-A	FTA	REB	TP	A	TO	BK	S
Robinson	4-6	0-1	4-5	5	12	1	0	1	0
Cardinal	2-4	0-0	6-7	5	10	0	0	0	1
Miller	5-7	0-0	6-7	8	16	4	2	1	0
Austin	7-15	3-6	9-10	4	26	3	2	1	2
Eldridge	2-7	1-4	1-4	0	6	4	1	1	1
McQuay	2-4	1-1	0-2	5	5	0	4	1	0
Kerkhof	0-0	0-0	0-0	0	0	0	0	0	0
Mayfield	0-2	0-2	0-2	2	0	1	3	0	1
Totals	22-45	5-14	26-37	30	75	13	12	5	5

FG%	1st: 8-20/400	2nd: 14-25/560	Game: 489
3PT%	1st: 3-8/375	2nd: 2-6/333	Game: 357
FT%	1st: 11-15/733	2nd: 15-22/682	Game: 703

Score by Periods:	1st	2nd	Game
Illinois	36	36	72
Purdue	30	45	75

GAME 27

#23 Illinois 69
Northwestern 57

February 18, 1998 • Assembly Hall
Champaign, IL • Attendance: 16,450

The three pointers were falling for the 23rd ranked Illini as Illinois picked up its seventh consecutive win over the Wildcats and moved into second in the Big Ten standings (11-3) after Purdue lost at Iowa and fell to 10-3.

Illinois took an early 12-4 lead, but Northwestern went on a 12-3 run to take the lead, 16-15 at the 8:15 mark. It would be the Wildcats only lead of the game. After falling behind, Illinois outscored Northwestern 10-1 over the next four minutes to go up 25-17.

The Illini led 31-23 at the half and were paced by the hot three-point shooting hands of Kevin Turner, Matt Heldman and Arias Davis. Each hit two treys in the first half.

Heldman, Hester and Turner each drained a three pointer on the Illini's first three offensive possessions to open the second half and Illinois extended its lead to 40-23.

Despite a 14-point second half from Evan Eschmeyer, Illinois still outscored the Wildcats 38-34 in the final 20 minutes.

NW (57)	FG-A	3P-A	FTA	REB	TP	A	TO	BK	S
Harmsen	0-3	0-0	2-2	3	2	0	2	0	0
Branch	1-4	0-0	0-0	4	2	3	1	0	1
Eschmeyer	6-13	0-0	6-6	10	18	2	3	0	0
Bonner	4-6	3-4	0-0	4	11	1	5	0	0
Wink	4-13	3-9	2-2	7	13	2	2	0	0
Kammrath	0-0	0-0	0-0	0	0	0	1	0	0
Harris	2-8	0-0	5-6	5	9	0	2	0	0
Pomeday	0-0	0-0	2-2	1	2	1	0	0	0
Totals	17-47	6-13	17-18	14	57	9	17	0	1

FG%	1st: 8-20/400	2nd: 9-27/333	Game: 362
3PT%	1st: 2-7/286	2nd: 4-6/667	Game: 462
FT%	1st: 5-6/833	2nd: 12-12/1,000	Game: 944

UI (69)	FG-A	3P-A	FTA	REB	TP	A	TO	BK	S
Hester	7-11	2-2	1-2	2	17	1	0	0	0
Johnson	1-3	0-0	1-1	5	3	4	1	2	4
Gee	1-3	0-0	0-0	3	2	1	1	0	0
Heldman	3-4	3-4	0-0	2	9	5	3	0	1
Turner	10-21	3-5	5-6	3	28	4	3	0	3
Chukwudebe	0-2	0-0	0-0	5	0	1	0	2	0
Davis	2-7	2-6	0-0	0	6	0	1	0	0
Boline	0-0	0-0	0-0	0	0	0	0	0	0
McClain	1-3	1-1	1-2	2	4	0	1	0	1
Storey	0-0	0-0	0-0	0	0	0	0	0	0
Beyers	0-1	0-0	0-0	1	0	0	1	0	0

FG%	1st: 11-26/423	2nd: 14-29/483	Game: 455
3PT%	1st: 6-11/545	2nd: 5-7/714	Game: 611
FT%	1st: 3-4/750	2nd: 5-7/714	Game: 727

Score by Periods:	1st	2nd	Game
Northwestern	23	34	57
Illinois	31	38	69



Game-by-Game

GAME 28

#23 Illinois 79
Iowa 72

February 22, 1998 • Assembly Hall
Champaign, IL • Attendance: 16,450

The third consecutive sellout for the Illini proved to be one of the most exciting games of the year, and it was the Illini seniors that prevailed on Senior Day in Champaign, getting the sweep of Iowa with a 79-72 victory.

After an emotional pregame senior recognition ceremony that paid tribute to the seven seniors, Illinois opened up a 10-2 lead on the Hawkeyes. It was truly balanced scoring in the opening minutes with points coming from Kevin Turner, Matt Heldman, Jarrod Gee, and Jerry Hester.

Iowa answered quickly and closed the gap to three, at 13-10. Iowa closed the gap to one (20-19) on a Ryan Bowen layup with 7:21 remaining in the half. Iowa took its first lead of the game with 5:15 remaining (25-24) on a Bowen jump hook. After a Kevin Turner jumper, Illinois widened its lead with back-to-back three pointers by Turner and Hester.

Iowa answered again and took a one-point lead into the half 37-36, the Illini's closest margin at the half in a Big Ten game this year.

The second half margin for either team was no more than three points until Iowa took a 54-50 lead at 12:14 on a Kyle Galloway layup. Illinois answered with a three by Heldman. In a second half which featured 11 lead changes and three ties, Illinois sealed its victory inside of the last 1:00 by going 5-for-7 from the line.

The win gave Illinois its second-straight 20 win season.

IOWA (72)	FG-A	3P-A	FTA	REB	TP	A	TO	BK	S
Davis	8-12	0-2	2-2	5	18	1	3	0	1
McCausland	1-5	1-5	0-0	2	3	3	2	0	0
Bowen	7-12	0-1	2-4	10	16	3	4	1	1
Oliver	6-15	1-6	2-3	3	15	3	1	0	2
Galloway	2-5	0-3	0-0	0	4	1	1	0	1
Bauer	0-0	0-0	0-0	0	0	0	0	0	0
Rucker	2-3	0-0	0-0	3	4	1	0	0	0
Luehrsman	2-3	2-3	4-4	5	10	2	2	0	0
Koch	0-0	0-0	0-0	1	0	0	1	0	0
Moore	0-1	0-0	2-2	1	2	0	0	0	2
Totals	28-56	4-20	12-15	31	72	14	14	1	7

FG%	1st: 15-31/.484	2nd: 13-25/.520	Game: .500
3PT%	1st: 3-11/.273	2nd: 1-9/.111	Game: .200
FT%	1st: 4-4/1.000	2nd: 5-9/.556	Game: .600

UI (79)	FG-A	3P-A	FTA	REB	TP	A	TO	BK	S
Hester	8-13	4-7	0-0	4	20	3	0	0	0
Johnson	3-6	0-0	3-5	4	9	3	0	1	0
Gee	4-7	0-0	1-1	4	9	0	0	1	1
Heldman	4-11	3-9	0-0	6	11	7	2	0	1
Turner	8-18	1-9	0-0	4	17	4	2	0	4
Chukwudebe	2-3	0-0	0-0	6	4	0	1	2	1
Davis	2-5	1-4	0-0	1	5	2	1	0	0
Boline	0-0	0-0	2-2	0	2	0	1	0	0
Freeman	0-0	0-0	0-0	0	0	0	0	0	0
McClain	1-1	0-0	0-2	1	2	1	2	0	1
Storey	0-0	0-0	0-0	0	0	0	0	0	0
Beyers	0-0	0-0	0-0	0	0	0	0	0	0
Totals	32-64	9-29	6-10	31	79	20	9	4	8

FG%	1st: 15-34/.441	2nd: 17-30/.567	Game: .500
3PT%	1st: 5-18/.278	2nd: 4-11/.364	Game: .310
FT%	1st: 1-1/1.000	2nd: 5-9/.556	Game: .600

Score by Periods:	1st	2nd	Game
Iowa	37	35	72
Illinois	36	43	79

GAME 29

#22 Illinois 82
Indiana 72

February 24, 1998 • Assembly Hall
Bloomington, IN • Attendance: 17,103

The Illini struggled in the early minutes, turning the ball over four times in the first two minutes of the game, and recording only one basket in the first 6:42 of the game. Lucky for the Illini, Indiana could not muster much offense in the early part of the game either. Arias Davis provided the spark Illinois needed when he scored two straight baskets, one a three pointer, which closed the gap to 10-8.

Davis hit another three at the 11:25 mark, putting Illinois up by one 13-12. Illinois never trailed after that basket. Illinois led by as many as nine in the first half, but the Hoosiers closed the gap and hit a three with 6.4 seconds on the clock to go into the half down by five, 33-28.

The Illini went on a 9-0 run to start the second half and led by 14 (42-28) at the 16:39 mark. During the run Illinois was led by Jarrod Gee, who scored two straight baskets and hit a free throw. Illinois built its largest lead, 15 points, when Davis hit his third three pointer of the game at 14:37.

With 9:37 remaining on the clock, Illinois' Sergio McClain was called for a technical after he hung on the rim while trying to block a Luke Recker attempted layup. During the next several minutes, with an injured Recker on the floor, Knight received his second technical foul and was ejected from the game. Before Knight left the floor, he was called for a third technical. Indiana had cut the lead to eight when Michael Lewis hit both technical free throws, but Matt Heldman hit three of his four free throws for the Indiana technical fouls and put Illinois up by 11.

Illinois was not affected by the roaring crowd in the minutes following Knight's ejection and the Illini were almost perfect from the line, hitting 9-of-12 in the final two minutes, when Indiana was forced to foul.

UI (82)	FG-A	3P-A	FTA	REB	TP	A	TO	BK	S
Hester	6-13	3-5	0-1	5	15	0	0	0	0
Johnson	3-4	0-0	0-0	3	6	3	4	0	0
Gee	6-8	0-0	4-5	6	16	2	0	1	1
Heldman	3-6	2-4	8-12	2	16	5	3	0	1
Turner	3-11	1-5	9-10	4	16	3	5	0	1
Chukwudebe	0-1	0-0	2-2	9	2	1	1	1	0
McClain	0-0	0-0	0-0	0	0	2	1	0	1
Davis	4-6	3-5	0-0	11	0	0	2	0	0
Boline	0-0	0-0	0-0	0	0	0	0	0	0
Freeman	0-0	0-0	0-0	0	0	0	0	0	0
Storey	0-0	0-0	0-0	0	0	0	0	0	0
Beyers	0-0	0-0	0-0	0	0	0	0	0	0
Totals	25-49	9-19	23-30	30	82	16	16	2	4

FG%	1st: 12-26/.462	2nd: 13-23/.565	Game: .510
3PT%	1st: 4-10/.400	2nd: 5-9/.556	Game: .474
FT%	1st: 5-7/.714	2nd: 18-23/.783	Game: .767

IU (72)	FG-A	3P-A	FTA	REB	TP	A	TO	BK	S
Recker	0-7	0-2	1-2	3	1	1	0	0	0
Gladness	4-6	0-0	1-1	10	9	0	3	0	2
Patterson	3-7	0-0	7-9	5	13	1	4	0	0
Turner	2-5	1-2	0-0	4	5	1	1	0	0
Guyton	6-18	2-6	11-14	3	25	4	2	0	1
Miller	0-1	0-1	2-4	1	2	0	0	0	0
Lewis	2-3	2-2	2-2	3	8	1	2	0	1
Richardson	1-2	0-0	2-2	3	4	0	1	0	0
Jimenez	1-3	1-3	0-0	1	3	0	1	0	0
Mandeville	0-1	0-1	0-0	0	0	0	0	0	0
Eggers	1-1	0-0	0-0	1	2	0	0	0	0
Totals	20-54	6-17	26-34	33	72	8	14	0	4

FG%	1st: 8-25/.320	2nd: 12-29/.414	Game: .370
3PT%	1st: 1-5/.200	2nd: 5-12/.417	Game: .353
FT%	1st: 11-17/.647	2nd: 15-17/.882	Game: .765

Score by Periods:	1st	2nd	Game
Illinois	33	49	82
Indiana	28	44	72

GAME 30

#18 Illinois 66
Wisconsin 61

March 6, 1998 • United Center • Big Ten Taurm.
Chicago, IL • Attendance: 21,711

The Fighting Illini entered the inaugural Big Ten tournament as the No. 2 seed and did not disappoint with a 66-61 win over the Wisconsin Badgers in the quarterfinals.

Illinois used a pesky defense to limit the Badgers to just 10 points on 19 percent field goal shooting in the first half. Sergio McClain's three-pointer at the 10:20 mark ignited a 19-4 run for the Illini to close the half. The 10 points scored by the Badgers were the least allowed by an Illini opponent in a half this season.

The Badgers refused to quit as they opened the second half by making 15 of their first 19 shots and took the lead 46-45 on a Sean Daugherty free throw. However, the Illini quickly regained control by riding the hot hand of Kevin Turner. The 6-3 senior scored 11 of the Illini's 13 points during a 13-2 run that gave Illinois a 58-48 lead at the 2:30 mark. The run was ignited by the defensive play of Jarrod Gee, who blocked one shot and grabbed two rebounds during the stretch.

The Illini shot 54 percent from the floor and outrebounded the Badgers 33-26. Turner led three Illinois players in double figures with 24 points on 11-of-19 shooting from the floor. Gee scored 17 points and Jerry Hester added 15. Daugherty led the Badgers with 24 points.

UW (61)	FG-A	3P-A	FTA	REB	TP	A	TO	BK	S
Kowske	2-4	0-0	0-0	4	4	2	0	0	1
Linton	0-4	0-0	0-0	4	0	0	2	0	0
Daugherty	9-16	2-5	4-5	3	24	1	0	1	0
Auriantal	4-10	1-3	2-2	4	11	3	1	0	1
Kelley	5-5	0-0	1-1	2	11	0	0	0	2
Burkemper	0-0	0-0	0-0	0	0	0	0	0	0
Chambers	0-0	0-0	0-0	0	0	0	0	0	0
Coleman	0-0	0-0	0-0	0	0	0	0	0	0
Duany	1-3	1-3	0-0	0	3	1	1	0	0
Mason	1-11	1-6	3-4	4	6	4	4	1	0
Vershaw	1-2	0-0	0-0	1	2	1	2	0	1
Vraney	0-0	0-0	0-0	0	0	0	0	0	0
Totals	23-55	5-17	10-12	26	61	12	10	2	5

FG%	1st: 5-26/.192	2nd: 18-29/.621	Game: .418
3PT%	1st: 0-7/.000	2nd: 5-10/.500	Game: .294
FT%	1st: 0-0/.000	2nd: 10-12/.833	Game: .833

UI (66)	FG-A	3P-A	FTA	REB	TP	A	TO	BK	S
Hester	5-8	0-1	5-6	6	15	2	1	0	0
Johnson	0-0	0-0	1-4	2	1	1	3	0	1
Gee	8-10	0-0	1-1	7	17	0	1	2	0
Heldman	1-5	1-4	3-4	0	6	3	1	0	0
Turner	11-19	2-4	0-0	7	24	5	3	0	0
Chukwudebe	0-0	0-0	0-0	1	0	0	1	0	1
Boline	0-0	0-0	0-0	0	0	0	0	0	0
Davis	0-3	0-2	0-2	1	0	1	0	0	1
Freeman	0-0	0-0	0-0	0	0	0	0	0	0
McClain	1-3	1-2	0-0	4	3	5	2	0	2
Storey	0-0	0-0	0-0	0	0	0	0	0	0
Totals	26-48	4-13	10-17	33	66	17	12	2	5

FG%	1st: 11-25/.400	2nd: 15-23/.652	Game: .542
3PT%	1st: 3-8/.375	2nd: 1-5/.200	Game: .308
FT%	1st: 1-3/.333	2nd: 9-14/.643	Game: .588

Score by Periods:	1st	2nd	Game
Wisconsin	10	51	61
Illinois	26	40	66



Game-by-Game

GAME 31

#9 Purdue 68
#18 Illinois 47

March 7, 1998 • United Center • Big Ten Tourn.
Chicago, IL • Attendance: 21,711

Purdue used relentless defensive pressure and 57 percent shooting to gun down Illinois 68-47 in the semifinals of the Big Ten Conference tournament.

The Illini got off to a solid start and led the Boilermakers 22-17 at the 7:18 mark of the first half after a Brian Johnson layup. But the Boilermakers responded with a 14-3 run to end the first half with a 31-25 lead.

Illinois hoped to make a run at Purdue in the second half, but it just wasn't meant to be. The Boilermakers stretched their lead to as many as 25 points late in the game. The Boilers drilled 14 of 21 shots in the second half to put the game out of reach.

Chad Austin, who scored a game-high 22 points for Purdue, harassed Illinois' Kevin Turner into a 5-for-15 shooting performance. Austin's defense and the inside play of senior center Brad Miller (19 points) helped the Boilermakers to the championship game of the tournament.

Illinois shot just 36 percent for the game and were just 3-for-20 from beyond the arc. Turner scored 12 points to lead the Illini. Jarrod Gee added 11 points and seven rebounds. The 21-point loss was the largest of the season for Illinois, and the largest since a 21-point loss at Indiana (93-72) on Feb. 17, 1993.

PU (68)	FG-A	3P-A	FTA	REB	TP	A	TO	BK	S
McQuay	4-6	0-1	0-0	6	8	2	0	0	1
Robinson	6-10	0-1	2-2	8	14	6	3	0	0
Miller	8-10	0-0	3-4	7	19	3	2	2	3
Austin	7-13	1-6	7-7	1	22	4	3	1	0
Eldridge	0-2	0-1	0-0	1	0	2	1	0	0
Barnes	0-0	0-0	0-0	0	0	0	1	0	0
Cardinal	0-0	0-0	2-4	1	2	2	1	0	0
Carretta	1-2	1-2	0-0	0	3	0	0	0	0
Kerkhof	0-0	0-0	0	1	0	0	0	0	0
Mayfield	0-3	0-2	0-0	2	0	4	2	1	0
Team	26-46	2-13	14-17	30	68	23	15	4	4

FG%	1st: 12-25/.480	2nd: 14-21/.667	Game: .565
3PT%	1st: 2-9/.222	2nd: 0-4/.000	Game: .154
FT%	1st: 5-7/.714	2nd: 9-10/.900	Game: .824

UI (47)	FG-A	3P-A	FTA	REB	TP	A	TO	BK	S
Hester	3-9	1-3	0-0	4	7	1	0	1	2
Johnson	3-6	0-0	0-0	1	6	0	2	0	1
Gee	5-7	0-0	1-2	7	11	0	2	0	0
Heldman	1-6	1-5	0-1	2	3	1	3	0	0
Turner	5-15	1-5	1-2	3	12	4	4	0	2
Chukwudebe	0-0	0-0	0-0	1	0	0	0	0	0
Beyers	1-1	0-0	0-0	0	0	0	0	0	0
Boline	0-1	0-0	0-1	1	0	1	1	0	0
Davis	0-3	0-3	0-0	2	0	0	0	0	0
Freeman	0-0	0-0	0-0	0	0	0	0	0	0
McClain	3-10	0-4	0-0	4	6	2	1	0	2
Storey	0-0	0-0	0-0	0	0	0	0	0	0
Totals	21-58	3-20	2-6	31	47	9	15	1	8

FG%	1st: 10-28/.357	2nd: 11-30/.367	Game: .362
3PT%	1st: 3-11/.273	2nd: 0-9/.000	Game: .150
FT%	1st: 2-6/.333	2nd: 0-0/0.000	Game: .333

Score by Periods:	1st	2nd	Game
Purdue	31	37	68
Illinois	25	22	47

GAME 32

Illinois 64
South Alabama 51

March 12, 1998 • ARCO Arena • NCAA Tourn.
Sacramento, CA • Attendance: 14,920

Illinois, the No. 5 seed, scored the first basket of the game and kept the lead over No. 12 seed South Alabama the rest of the game. USA kept it close through most of the first half, but Illinois began to pull away with a 9-0 run from the 9:21 to the 3:27 mark. Illinois built its biggest lead of the half when Matt Heldman nailed a three-pointer to grade the Illini a 26-16 lead. The Illini and USA traded baskets to produce a 28-18 score and then USA reeled off six points to end the half cutting UI's lead to 28-24. In the second half UI's Brian Johnson scored to put Illinois up 30-24 then Illinois missed its next three shots and USA went on a 6-0 run to tie the game. Matt Heldman continued to be perfect from the floor and hit his third three pointer of the game giving Illinois a 35-30 lead. USA was able to cut the lead to 35-33, but from that point on Illinois took control of the game. Four Illini players finished with double figures in the scoring column and despite being beaten terribly on the boards 32-16, Illinois used a 21-for-28 effort from the free-throw line and 54 percent shooting from the floor to advance to the second round with a 64-51 win.

USA (51)	FG-A	3P-A	FTA	REB	TP	A	TO	BK	S
Hamm	5-10	3-7	0-0	4	13	0	3	0	1
Evans	2-5	0-0	0-0	8	4	2	3	0	0
Alderson	5-7	0-0	3-6	6	13	3	6	3	0
Coaxum	0-3	0-0	0-0	2	0	1	3	0	0
Madison	8-14	1-5	2-2	4	19	3	4	0	1
Herlihy	0-0	0-0	0-0	0	0	0	0	0	0
Theriot	0-1	0-1	0-0	0	0	0	0	0	0
Wierzbza	0-1	0-0	0-0	1	0	0	0	0	0
Dye	0-0	0-0	0-0	0	0	0	0	0	0
Dubbs	1-4	0-2	0-0	3	2	3	1	0	0
Barrett	0-0	0-0	0-0	1	0	0	0	1	0
Totals	21-45	4-15	5-8	32	51	12	20	4	2

FG%	1st: 9-21/.429	2nd: 12-24/.500	Game: .467
3PT%	1st: 2-6/.333	2nd: 2-9/.222	Game: .267
FT%	1st: 4-4/1.000	2nd: 1-4/.250	Game: .625

UI (64)	FG-A	3P-A	FTA	REB	TP	A	TO	BK	S
Hester	3-11	0-1	3-4	3	9	1	1	0	2
Johnson	3-4	0-0	4-6	3	10	1	2	1	2
Gee	4-7	0-0	2-2	2	10	1	2	1	3
Heldman	4-4	3-3	4-4	3	15	2	0	0	1
Turner	4-12	2-6	8-12	2	18	4	0	0	1
Chukwudebe	0-0	0-0	0-0	0	0	0	0	0	1
Davis	0-0	0-0	0-0	0	0	1	0	0	0
Boline	0-0	0-0	0-0	0	0	0	0	0	0
Freeman	0-0	0-0	0-0	0	0	0	0	0	0
McClain	1-3	0-0	0-0	1	2	3	1	0	3
Beyers	0-0	0-0	0-0	0	0	0	0	0	0
Totals	19-41	5-10	21-28	16	64	13	6	2	13

FG%	1st: 12-22/.545	2nd: 7-19/.368	Game: .463
3PT%	1st: 4-6/.667	2nd: 1-4/.250	Game: .500
FT%	1st: 0-0/0.000	2nd: 21-28/.750	Game: .750

GAME 33

Maryland 67
Illinois 61

March 14, 1998 • ARCO Arena • NCAA Tourn.
Sacramento, CA • Attendance: 16,402

Illinois faced the No. 4 seed in the region and mounted a tremendous comeback effort after falling behind by as many as 12 points in the second half. The Fighting Illini showed they still had some fight left in them when they began to chip away at the 12-point lead the Terps had built early in the second half. The Illini went on a 17-6 run and tied the game with a free throw by Jerry Hester finishing off a 3-point play. Thirty-two seconds later, Kevin Turner hit his first three-pointer of the afternoon with seven minutes remaining in the game. Unfortunately Maryland answered with a 3-pointer by Terrell Stokes tying the game at 52-52. A jumper by Obinna Ekezie and another 3-pointer by Sarunas Jasikevicius, who was a perfect 4-for-4 from behind the arc, put Maryland up 57-52. Illinois tied the game at 61-61, but Maryland was 6-for-6 from the line (Ekezie going 4-for-4) in the final minute to seal the victory and spoil the Illini's chance for a trip to the Sweet 16.

UM (67)	FG-A	3P-A	FTA	REB	TP	A	TO	BK	S
Profit	4-12	0-2	1-2	4	9	5	2	1	0
Elliott	8-13	0-3	0-0	9	16	3	0	0	0
Ekezie	1-5	0-0	6-6	7	8	0	0	0	1
Stokes	4-9	2-7	0-0	1	10	7	2	0	1
Jasikevicius	7-11	4-4	2-3	2	20	3	0	0	0
Kovarik	0-0	0-0	2-2	2	2	3	0	0	0
Mardesich	1-3	0-0	0-0	1	2	0	0	0	0
Morris	0-3	0-1	0-0	0	0	1	0	0	0
Totals	25-56	6-17	11-13	32	67	21	4	2	3

FG%	1st: 9-21/.432	2nd: 11-24/.458	Game: .446
3PT%	1st: 4-11/.364	2nd: 2-6/.333	Game: .353
FT%	1st: 3-5/.600	2nd: 8-9/.900	Game: .846

UI (61)	FG-A	3P-A	FTA	REB	TP	A	TO	BK	S
Hester	6-15	2-6	1-2	3	15	4	1	2	1
Johnson	5-8	0-0	0-0	7	10	4	1	0	0
Gee	6-9	0-0	2-2	13	14	3	2	0	0
Heldman	3-9	3-6	0-0	2	9	2	0	0	1
Turner	4-15	2-5	0-0	2	10	1	4	0	0
Chukwudebe	0-0	0-0	0-0	0	0	0	0	0	0
Davis	0-1	0-1	0-0	0	0	0	0	0	0
McClain	1-3	0-1	1-2	3	3	0	0	0	0
Totals	25-60	7-19	4-6	36	61	14	9	2	2

FG%	1st: 12-26/.462	2nd: 13-34/.382	Game: .417
3PT%	1st: 3-7/.429	2nd: 4-12/.333	Game: .368
FT%	1st: 0-0/0.000	2nd: 4-6/.667	Game: .667



ILLINOIS RECORD BOOK



Year-by-Year Records

YEAR	COACH	SEASON		BIG TEN		BIG TEN POST FINISH	SEASON
		W	L	W	L		
1906	Elwood Brown	6	8	3	6	fourth	
1907	F.L. Pinckney	1	10	0	8	fifth	
1908	Fletcher Lane	20	6	6	5	third	
1909	Herb V. Juul	7	6	5	6	fourth	
1910	Herb V. Juul	5	4	5	4	fourth	
1911	T.E. Thompson	6	6	6	5	fourth	
1912	T.E. Thompson	8	8	4	8	fifth	
1913	Ralph R. Jones	10	6	7	6	fifth	
1914	Ralph R. Jones	9	4	7	3	third	
1915	Ralph R. Jones	16	0	12	0	FIRST	
1916	Ralph R. Jones	13	3	9	3	second (T)	
1917	Ralph R. Jones	13	3	10	2	FIRST (T)	
1918	Ralph R. Jones	9	6	6	6	fourth (T)	
1919	Ralph R. Jones	6	8	5	7	fifth	
1920	Ralph R. Jones	9	4	8	4	third	
1921	Frank J. Winters	11	7	7	5	fourth (T)	
1922	Frank J. Winters	14	5	7	5	fourth (T)	
1923	J. Craig Ruby	9	6	7	5	fourth (T)	
1924	J. Craig Ruby	11	6	8	4	FIRST (T)	
1925	J. Craig Ruby	11	6	8	4	third (T)	
1926	J. Craig Ruby	9	8	6	6	fifth (T)	
1927	J. Craig Ruby	10	7	7	5	fourth (T)	
1928	J. Craig Ruby	5	12	2	10	ninth (T)	
1929	J. Craig Ruby	10	7	6	6	fifth (T)	
1930	J. Craig Ruby	8	8	7	5	fourth (T)	
1931	J. Craig Ruby	12	5	7	5	fifth	
1932	J. Craig Ruby	11	6	7	5	fifth	
1933	J. Craig Ruby	11	7	6	6	fifth (T)	
1934	J. Craig Ruby	13	6	7	5	fourth	
1935	J. Craig Ruby	15	5	9	3	FIRST (T)	
1936	J. Craig Ruby	13	6	7	5	third (T)	
1937	Douglas R. Mills	14	4	10	2	FIRST (T)	

YEAR	COACH	SEASON		BIG TEN		BIG TEN POST FINISH	SEASON
		W	L	W	L		
1938	Douglas R. Mills	9	9	4	8	eighth (T)	
1939	Douglas R. Mills	14	5	8	4	third	
1940	Douglas R. Mills	14	6	7	5	fourth (T)	
1941	Douglas R. Mills	13	7	7	5	third (T)	
1942	Douglas R. Mills	18	5	13	2	FIRST	NCAA
1943	Douglas R. Mills	17	1	12	0	FIRST	
1944	Douglas R. Mills	11	9	5	7	sixth	
1945	Douglas R. Mills	13	7	7	5	third	
1946	Douglas R. Mills	14	7	7	5	fifth (T)	
1947	Douglas R. Mills	14	6	8	4	second (T)	
1948	Harry Combes	15	5	7	5	third (T)	
1949	Harry Combes	21	4	10	2	FIRST	
1950	Harry Combes	14	8	7	5	third (T)	
1951	Harry Combes	22	5	13	1	FIRST	NCAA
1952	Harry Combes	22	4	12	2	FIRST	NCAA
1953	Harry Combes	18	4	14	4	second	
1954	Harry Combes	17	5	10	4	third (T)	
1955	Harry Combes	17	5	10	4	second (T)	
1956	Harry Combes	18	4	11	3	second	
1957	Harry Combes	14	8	7	7	seventh	
1958	Harry Combes	11	11	5	9	eighth (T)	
1959	Harry Combes	12	10	7	7	fifth (T)	
1960	Harry Combes	16	7	8	6	third (T)	
1961	Harry Combes	9	15	5	9	seventh	
1962	Harry Combes	15	8	7	7	fourth (T)	
1963	Harry Combes	20	6	11	3	FIRST (T)	NCAA
1964	Harry Combes	13	11	6	8	sixth (T)	
1965	Harry Combes	18	6	10	4	third	
1966	Harry Combes	12	12	8	6	third (T)	
1967	Harry Combes	12	12	6	8	seventh (T)	
1968	Harv Schmidt	11	13	6	8	seventh (T)	
1969	Harv Schmidt	19	5	9	5	second (T)	
1970	Harv Schmidt	15	9	8	6	third (T)	
1971	Harv Schmidt	11	12	5	9	fifth (T)	
1972	Harv Schmidt	14	10	5	9	eighth (T)	
1973	Harv Schmidt	14	10	8	6	third (T)	
1974	Harv Schmidt	5	18	2	12	tenth	
1975	Gene Bartow	8	18	4	14	ninth (T)	
1976	Lou Henson	14	13	7	11	seventh (T)	
1977	Lou Henson	16	14	8	10	sixth	
1978	Lou Henson	13	14	7	11	seventh	
1979	Lou Henson	19	11	7	11	seventh	
1980	Lou Henson	22	13	8	10	sixth (T)	NIT
1981	Lou Henson	21	8	12	6	third	NCAA
1982	Lou Henson	18	11	10	8	sixth	NIT
1983	Lou Henson	21	11	11	7	second (T)	NCAA
1984	Lou Henson	26	5	15	3	FIRST (T)	NCAA
1985	Lou Henson	26	9	12	6	second	NCAA
1986	Lou Henson	22	10	11	7	fourth (T)	NCAA
1987	Lou Henson	23	8	13	5	fourth	NCAA
1988	Lou Henson	23	10	12	6	third (T)	NCAA
1989	Lou Henson	31	5	14	4	second	NCAA
1990	Lou Henson	21	8	11	7	fourth (T)	NCAA
1991	Lou Henson	21	10	11	7	third (T)	
1992	Lou Henson	13	15	7	11	eighth	
1993	Lou Henson	19	13	11	7	third (T)	NCAA
1994	Lou Henson	17	11	10	8	fourth (T)	NCAA
1995	Lou Henson	19	12	10	8	fifth (T)	NCAA
1996	Lou Henson	18	13	7	11	ninth	NIT
1997	Lon Kruger	22	10	11	7	fourth (T)	NCAA
1998	Lon Kruger	23	10	13	3	FIRST (T)	NCAA



Harry Combes



Lou Henson



Doug Mills

Illinois Coaching Records

Coach	Seasons Yrs.	G	W	L	Pct.
Elwood Brown	1906	1	14	6	.429
F. L. Pinckney	1907	1	11	1	.091
Fletcher Lane	1908	1	26	20	.679
Herb V. Juul	1909-10	2	22	12	.545
T. E. Thompson	1911-12	2	28	14	.500
Ralph R. Jones	1913-20	8	119	85	.714
Frank J. Winters	1921-22	2	37	25	.676
J. Craig Ruby	1923-36	14	243	148	.609
Douglas R. Mills	1937-47	11	217	151	.66
Harry Combes	1948-67	20	466	316	.578
Harv Schmidt	1968-74	7	166	89	.536
Gene Bartow	1975	1	26	8	.308
Lou Henson	1976-96	21	647	423	.654
Lon Kruger	1997-98	2	65	45	.692
Total	93	2087	1343	744	.644



All-Time Year-by-Year Scores

Elwood Brown (1 year, 6-8)



Leo Hana was put in charge of building the basketball program at Illinois after a women's program had existed for years. A team, led by its playing captain Roy Riley, beat Champaign

High School Jan. 6, two weeks before Hana was able to replace Riley with a "professional" coach. Elwood Brown became Illinois' first basketball coach Jan. 20, 1906, and proceeded to turn in a commendable coaching job, especially since the squad lost two of its mainstays during the season. "The results of the season were on the whole satisfactory. In the future, there will not be such a lack of material as hampered the coach (Brown) this season," wrote the 1907 *Illio*.

1905-06 (6-8, 3-6)

Coach: Elwood Brown

Captains: (elected each game)

Lineup: f Stewart, f Tallmadge, c Riley, g Dadant, g Juul, g Ryan

J 12	71	Champaign High School (at Urbana)	4	(W)
F 20	27	Indiana (at Urbana)	24	(W)
J 27	25	Purdue (at Urbana)	19	(W)
F 2	19	at Minnesota	32	(L)
F 5	23	Wheaton	21	(W)
F 8	15	at Evanston Y.M.C.A.	51	(L)
F 9	14	at Chicago	49	(L)
F 10	28	at Wheaton	37	(L)
F 14	31	Oberlin	25	(W)
F 16	7	at Indiana	38	(L)
F 17	22	at Purdue	48	(L)
F 24	24	Chicago	21	(W)
F 28	25	Minnesota	27	(L)
M 3	32	Wisconsin	35	(L)

Big Ten: 4th place

F. L. Pinckney (1 year, 1-10)

Pinckney took over the coaching reins for a year in 1907. There was promise for a good season after the solid start the program had made in 1906. More than 100 men tried out for the team. Pinckney found at least three freshman he thought would help the team and placed them on the varsity squad. However, the Western Conference Committee declared the three ineligible, leaving Pinckney with a much depleted team and Illinois with its worst record ever. The decision to make the freshmen ineligible gave Pinckney the same problem Brown faced the year before - turning out a winning team with limited talent.

1906-07 (1-10, 0-8)

Coach: F.L. Pinckney

Captain: H.V. Juul

Lineup: f Ryan, f Stewart, c Westfall, g Dadant, g Cermack, g Juul

D 15	38	at Peoria Y.M.C.A.	19	(W)
J 2	26	at Chicago Y.M.C.A.	31	(L)
J 12	27	Purdue	32	(L)
J 19	16	Wisconsin	22	(L)
J 31	3	at Minnesota	42	(L)
F 1	13	at Wisconsin	47	(L)
F 2	20	at Chicago	53	(L)
F 15	13	at Wabash	50	(L)
F 16	18	at Purdue	45	(L)
F 23	20	Chicago	35	(L)
M 1	29	Minnesota	36	(L)

Big Ten: 5th place

Fletcher Lane (1 year, 20-6)



Fletcher Lane's all-time best winning percentage among Illinois coaches is misleading, since he only coached for one year. His 20-6 team of 1908 benefited from a long Southern trip in which the team beat several YMCA and club teams from Tennessee, Texas, Alabama, and Georgia. The club was billed as a closely-knit group, due in part to the long trip. The players, however, did not appear to appreciate Lane's coaching style. M.G. Dadant, the 1908 captain wrote, "Handicapped as they were by the lack of any competent coaching, the players went through the season in perfect harmony, each one relinquishing any personal feelings that the team might be better as a whole."

1907-08 (20-6, 6-5)

Coach: Fletcher Lane

Captain: M.G. Dadant

Lineup: f Penn, f Popperfuss, c Brundage, g Thompson, g Dadant

D 19	33	at Decatur Y.M.C.A.	28	(W)
D 20	36	Washington University	25	(W)
D 21	92	at Cairo Athletic Club	14	(W)
D 23	56	at Memphis Y.M.C.A.	8	(W)
D 25	41	at Ft. Worth Y.M.C.A.	25	(W)
D 25	32	at Ft. Worth Y.M.C.A.	20	(W)
D 26	58	at Waco Y.M.C.A.	20	(W)
D 27	36	at Temple Y.M.C.A.	17	(W)
D 28	41	at Galveston Y.M.C.A.	21	(W)
D 30	34	at Beaumont Y.M.C.A.	17	(W)
J 1	22	at Mobile Y.M.C.A.	21	(W)
J 2	31	at Columbus Y.M.C.A.	30	(W)
J 2	21	at Montgomery Y.M.C.A.	31	(L)
J 3	46	at Birmingham A.C.	24	(W)
J 4	35	Rose Poly (at Terre Haute)	26	(W)
J 11	24	at Purdue	23	(W)
J 18	20	Wisconsin	28	(L)

J 25	39	Indiana	12	(W)
F 8	21	Chicago	35	(L)
F 14	36	at Iowa	46	(L)
F 15	16	at Minnesota	15	(W)
F 29	38	Purdue	15	(W)
M 6	17	at Chicago	42	(L)
M 7	18	at Northwestern	13	(W)
M 9	14	at Wisconsin	27	(L)
M 12	22	Minnesota	20	(W)

Big Ten: 3rd place

H. V. Juul (2 years, 12-10)



H. V. Juul became the first Illinois basketball coach to stay for more than one year. He also became the first former Fighting Illini player to head the Illinois basketball program and was

captain of the 1907 squad. After leading Illinois to a 12-10 record over two years, he departed to become a professional baseball player, enjoying stints with the Chicago Cubs and Cincinnati Reds. Juul was the son of a former Illinois Congressman and, prior to his death in 1928, was a committeeman in the 35th Ward in Chicago as well as campaign director for the Republican Party headquarters at the Morrison Hotel in Chicago.

1908-09 (7-6, 5-6)

Coach: H.V. Juul

Captain: H.J. Popperfuss

Lineup: f Watson, f Popperfuss, c Poston, g Rennacker, g Bernstein, g Thompson

D 22	93	at Shelbyville Business College	19	(W)
D 23	47	at Mt. Vernon	25	(W)
J 9	30	Indiana	2	(W)
J 16	28	Wisconsin	19	(W)
J 22	17	at Minnesota	18	(L)
J 23	10	at Wisconsin	20	(L)
F 10	21	Minnesota	20	(W)
F 13	15	Chicago	17	(L)
F 17	24	Purdue	18	(W)
F 26	10	at Chicago	23	(L)
F 27	35	at Northwestern	4	(W)
M 5	20	at Purdue	28	(L)
M 6	13	at Indiana	23	(L)

Big Ten: 4th place

(note: all Big Ten Conference games in bold; also Big Ten record in bold; Illinois score listed on left; lineup listed includes regular starters)



All-Time Year-by-Year Scores

1909-10 (5-4, 5-4)

Coach: H.V. Juul
 Captain: Carl Watson
 Lineup: f Hall, f Popperfuss, c Watson,
 g Bernstein, g Thompson

J 15	16	at Wisconsin	28	(L)
J 21	34	Wisconsin	14	(W)
J 29	33	Purdue	17	(W)
F 5	30	Indiana	20	(W)
F 8	11	Chicago	21	(L)
F 26	24	at Chicago	15	(W)
M 4	10	at Purdue	28	(L)
M 5	26	at Indiana	12	(W)
M 9	9	Minnesota	22	(L)

Big Ten: 4th place

T. E. Thompson (2 years, 14-14)



T. E. Thompson also had a two-year career as head basketball coach at Illinois, compiling a 14-14 record. Thompson claimed, at the time, to be the only player in Western Conference history to have played five years of collegiate basketball. He was at Northwestern for one year before playing at Illinois for four additional seasons. In addition to his duties as basketball coach at Illinois in 1911-12, he also served as Athletic Director George Huff's only assistant in the athletic department, doubling as the school's general manager of athletics and as ticket manager. After leaving the university, he founded The Thomas Thompson Company in Highland Park, Ill., a manufacturer of enamel products.

1910-11 (6-6, 6-5)

Coach: T.E. Thompson
 Captain: L.S. Bernstein
 Lineup: f Bernstein, f Poston, c Leo, g White,
 g Woolston

D 31	19	at Evanston Y.M.C.A.	28	(L)
J 7	32	Indiana	22	(W)
J 14	17	Chicago	23	(L)
J 20	18	at Minnesota	17	(W)
J 21	17	at Wisconsin	20	(L)
J 28	29	Purdue	33	(L)
F 17	14	at Indiana	19	(L)
F 18	25	at Purdue	15	(W)
F 24	18	at Chicago	19	(L)
F 25	26	at Northwestern	15	(W)
M 2	22	Minnesota	12	(W)
M 11	21	Wisconsin	18	(W)

Big Ten: 4th place

1911-12 (8-8, 4-8)

Coach: T.E. Thompson
 Captain: W.H. Woolston
 Lineup: f Hall, f Dahringer, f Gates, c Leo,
 g White, g Woolston

D 16	48	Millikin	8	(W)
D 29	43	at Evanston Reds	8	(W)
D 30	37	at Evanston Reds	7	(W)
J 5	44	Illinois Wesleyan	12	(W)
J 12	16	at Minnesota	22	(L)
J 14	10	at Wisconsin	27	(L)
J 20	21	Chicago	22	(L)
J 27	20	Purdue	35	(L)
F 6	14	at Purdue	28	(L)
F 7	24	at Indiana	25	(L)
F 10	13	Minnesota	10	(W)
F 23	41	Indiana	16	(W)
M 2	25	Northwestern	10	(W)
M 8	12	at Chicago	17	(L)
M 9	30	at Northwestern	19	(W)
M 15	15	Wisconsin	23	(L)

Big Ten: 5th place

Ralph Jones (8 years, 85-34)



After arriving at Illinois from Purdue, Ralph Jones left an impressive legacy behind in Champaign. Besides coaching freshman football and baseball during his tenure at Illinois, he was credited by some with originating the fast break in basketball. After leading the Fighting Illini to one outright crown and the sharing of one other conference championship, Jones left to coach at Wabash and eventually Lake Forest Academy. In addition, Jones was head coach of the Chicago Bears from 1930-33, where, among other achievements, he was credited with the revival of the T-formation, and the use of a man in motion to throw off the defense.

1912-13 (10-6, 7-6)

Coach: Ralph R. Jones
 Captain: H.W. Dahringer
 Lineup: f Kircher, f Dahringer, f Williford, g White,
 g Duner, g Hoffman

D 20	18	Wesleyan	13	(W)
J 4	27	at Decatur Y.M.C.A.	13	(W)
J 6	52	Rose Poly Tech.	14	(W)
J 11	15	Wisconsin	16	(L)
J 21	22	Purdue	18	(W)
J 28	35	Iowa	9	(W)
F 8	19	Minnesota	12	(W)
F 14	23	Northwestern	22	(W)
F 21	13	at Wisconsin	18	(L)
F 22	20	at Minnesota	10	(W)
F 26	12	Chicago	19	(L)
M 1	29	Indiana	12	(W)
M 7	11	at Purdue	12	(L)
M 8	23	at Indiana	17	(W)
M 14	16	at Chicago	21	(L)
M 15	18	at Northwestern	20	(L)

Big Ten: 5th place

1913-14 (9-4, 7-3)

Coach: Ralph R. Jones
 Captain: E. A. Williford
 Lineup: f Kircher, f Williford, c Bane, g Crane,
 g Duner

D 18	19	Millikin	10	(W)
J 2	46	Riverside (at LaGrange)	17	(W)
J 3	20	at Evanston Reds	24	(L)
J 6	35	Indiana	6	(W)
J 10	25	Wisconsin	26	(L)
J 17	26	Purdue	20	(W)
J 20	11	Chicago	12	(L)
J 23	18	Minnesota	16	(W)
F 6	30	at Purdue	25	(W)
F 7	31	at Indiana	15	(W)
F 14	35	Northwestern	15	(W)
F 20	16	at Wisconsin	29	(L)
F 21	26	at Minnesota	11	(W)

Big Ten: 4th place

1914-15 (16-0, 12-0) National Champions

Coach: Ralph R. Jones
 Captain: Sven Duner
 Lineup: f Alwood, f Williford, f Ralf Woods,
 c Bane, g Duner, g Ray Woods

D 8	52	Arkansas A.C.	6	(W)
D 12	50	Illinois Wesleyan	9	(W)
D 18	19	at Millikin	16	(W)
J 2	27	at Peoria Tigers	14	(W)
J 11	34	Indiana	13	(W)
J 16	27	Purdue	8	(W)
J 23	24	Ohio State	17	(W)
J 26	20	at Indiana	4	(W)
F 8	39	Wisconsin	19	(W)
F 13	19	at Wisconsin	17	(W)
F 15	20	at Minnesota	10	(W)
F 23	20	Chicago	12	(W)
F 27	22	at Purdue	15	(W)
M 1	26	at Ohio State	19	(W)
M 6	19	at Chicago	18	(W)
M 8	26	Minnesota	11	(W)

Big Ten: 1st place

1915-16 (13-3, 9-3)

Coach: Ralph R. Jones
 Captain: Ray Woods
 Lineup: f Otto, f Ralf Woods, f Elwell, c Alwood,
 g Ray Woods, g Applegran

D 13	36	Millikin	16	(W)
D 17	34	at Millikin	19	(W)
J 1	25	at Illinois Wesleyan	18	(W)
J 4	24	Wabash	16	(W)
J 11	22	Purdue	11	(W)
J 15	21	Ohio State	10	(W)
J 22	27	Wisconsin	20	(W)
F 9	30	at Chicago	17	(W)
F 12	21	Northwestern (OT)	23	(L)
F 19	14	at Wisconsin	34	(L)
F 21	27	at Minnesota	22	(W)
F 26	31	Chicago	13	(W)
F 29	16	at Northwestern	25	(L)
M 4	29	at Purdue	19	(W)
M 6	28	at Ohio State	22	(W)
M 13	20	Minnesota	9	(W)

Big Ten: 2nd place (t)



All-Time Year-by-Year Scores

1916-17 (13-3, 10-2)

Coach: Ralph R. Jones
Captain: C.G. Alwood
Lineup: f Felmley, f McKay, f Ralf Woods, c Alwood, g Ray Woods, g Halas

D 9	38	at Millikin	18	(W)
D 15	26	Wabash	28	(L)
D 18	38	Millikin	16	(W)
D 3	52	Northwestern College	10	(W)
D 6	28	at Purdue	24	(W)
D 8	38	at Ohio State	14	(W)
D 12	45	Northwestern	17	(W)
D 16	20	Chicago	10	(W)
D 20	14	at Wisconsin	25	(L)
D 22	11	at Minnesota	20	(L)
D 3	19	at Chicago	16	(W)
D 5	34	Ohio State	21	(W)
D 10	18	Minnesota	17	(W)
D 17	27	Purdue	16	(W)
D 24	20	Wisconsin	17	(W)
D 12	21	at Northwestern	12	(W)

Big Ten: 1st place (t)

1917-18 (9-6, 6-6)

Coach: Ralph R. Jones
Captains: George S. Halas, E.W. Anderson
Lineup: f Anderson, f Mittleman, c Probst, c Taylor, g Halas, g Ingwersen

D 15	40	Millikin	13	(W)
D 19	31	at Millikin	13	(W)
D 5	24	Wabash	9	(W)
D 9	27	Purdue	17	(W)
D 14	28	Minnesota	17	(W)
D 19	21	Wisconsin	22	(L)
D 2	19	at Chicago	23	(L)
D 9	38	Northwestern	22	(W)
D 11	35	Ohio State	21	(W)
D 16	26	at Purdue	29	(L)
D 18	26	at Ohio State	23	(W)
D 23	15	at Wisconsin	23	(L)
D 25	22	at Minnesota	35	(L)
D 12	14	at Northwestern	29	(L)
D 16	20	Chicago	17	(W)

Big Ten: 4th place (t)

1918-19 (6-8, 5-7)

Coach: Ralph R. Jones
Captain: B.A. Ingwersen
Lineup: f Fletcher, f Ingwersen, f Mittleman, c Wilson, g Kopp, g Taylor

D 3	26	Great Lakes	28	(L)
D 10	37	Millikin	17	(W)
D 18	13	Purdue	16	(L)
D 20	25	Ohio State	20	(W)
D 25	25	at Wisconsin	15	(W)
D 27	17	at Minnesota	36	(L)
F 1	27	at Michigan	23	(W)
F 8	12	at Chicago	17	(L)
F 15	16	Wisconsin	14	(W)
F 21	25	at Purdue	18	(W)
F 24	15	at Ohio State	32	(L)
F 31	15	Chicago	17	(L)
F 3	9	Minnesota	26	(L)
F 10	18	Michigan	22	(L)

Big Ten: 5th place

1919-20 (9-4, 8-4)

Coach: Ralph R. Jones
Captain: K.L. Wilson
Lineup: f Wilson, f Felmley, f Mee, f Taylor, c Carney, g Vail, g Ingwersen, g Walquist

J 5	24	Northwestern College	12	(W)
J 10	33	Purdue	31	(W)
J 12	40	Ohio State	22	(W)
J 17	31	Minnesota	19	(W)
J 24	43	Wisconsin	20	(W)
J 26	41	Michigan	14	(W)
F 7	20	at Purdue	36	(L)
F 9	35	at Ohio State	27	(W)
F 14	21	Chicago	23	(L)
F 21	29	at Wisconsin	33	(L)
F 23	26	at Minnesota	20	(W)
F 28	20	at Chicago	27	(L)
M 1	28	at Michigan	21	(W)

Big Ten: 3rd place

Frank Winters (2 years, 25-12)



While in his two-year stint as coach of the Illinois basketball team, Frank Winters was faced with having only a handful of veteran players available and was forced into installing an entirely new system of play. His 25-12 record in two years was a testament to the way Winters made negatives into positives. Upon arriving as head coach in the fall of 1920, he inherited a team whose best player, Chuck Carney, had just severely injured his knee in the last football game. Nonetheless, the team went on to an 11-7 record and improved to 14-5 in the 1922 campaign.

1920-21 (11-7, 7-5)

Coach: Frank J. Winters
Captain: C.W. Vail
Lineup: f Walquist, f Carney, f Hellstrom, c Reitsch, g Vail, g Sabog, g Collins

D 18	24	Millikin	29	(L)
D 20	32	at Illinois Normal	21	(W)
J 1	25	Nebraska	30	(L)
J 3	26	Nebraska	24	(W)
J 10	42	Illinois Normal	17	(W)
J 14	26	at Millikin	20	(W)
J 18	33	Chicago	29	(W)
J 22	18	at Wisconsin	23	(L)
J 24	23	at Minnesota	22	(W)
F 5	39	at Purdue	26	(W)
F 7	46	Ohio State	11	(W)
F 12	24	Minnesota	20	(W)
F 19	17	Wisconsin	9	(W)
F 22	19	Purdue	29	(L)
F 26	18	at Michigan	24	(L)
F 28	35	at Ohio State	32	(W)
M 5	26	at Chicago	29	(L)
M 7	26	Michigan	28	(L)

Big Ten: 4th place (t)

1921-22 (14-5, 7-5)

Coach: Frank J. Winters
Captain: C.R. Carney
Lineup: f Popken, f Potter, f Carney, c Roettger, g Walquist, g Sabo

D 16	35	Illinois Wesleyan	19	(W)
D 17	32	Knox	24	(W)
D 30	33	Millikin	20	(W)
J 2	49	Notre Dame	38	(W)
J 3	40	Notre Dame	27	(W)
J 7	30	Butler	28	(W)
J 14	48	at Ohio State	36	(W)
J 16	20	Michigan	17	(W)
J 19	34	at Millikin	33	(W)
F 4	16	at Chicago	22	(L)
F 7	29	Purdue	28	(W)
F 10	23	at Wisconsin	25	(L)
F 11	29	at Minnesota	28	(W)
F 18	28	Minnesota	18	(W)
F 20	41	Ohio State	22	(W)
F 25	16	at Michigan	42	(L)
F 27	37	Wisconsin	35	(W)
M 3	25	Chicago	26	(L)
M 7	31	at Purdue	39	(L)

Big Ten: 4th place (t)

J. Craig Ruby (14 years, 148-95)



J. Craig Ruby was known as one of the great basketball tacticians of his time. He and legendary Kansas coach Phog Allen actively campaigned together for higher baskets to offset the advantage of tall centers. Ruby alone advocated the elimination of the dribble to do away with stalling, and wanted the hoop enlarged to 20 inches in diameter rather than the standard 18. Ruby's second season at Illinois produced a tie for the Big Ten championship in 1924, but it was not until 1935 that he could lead his team to tie for top conference honors again.



All-Time Year-by-Year Scores

1922-23 (9-6, 7-5)

Coach: J. Craig Ruby
Captain: E.N. Hellstrom
Lineup: f Potter, f Roettger, f Hellstrom, c Stilwell, g Popken, g Lipe

D 16	29	Washington University	14	(W)
D 21	41	Notre Dame	38	(W)
D 2	25	Butler	29	(L)
J 8	36	at Ohio State	31	(W)
J 13	31	Indiana	22	(W)
J 16	13	at Michigan	30	(L)
J 20	20	Purdue	24	(L)
F 2	24	at Minnesota	21	(W)
F 7	20	Chicago	18	(W)
F 12	24	at Indiana	31	(L)
F 17	28	at Purdue	26	(W)
F 19	25	Minnesota	18	(W)
F 24	20	at Chicago	24	(L)
F 26	20	Michigan	27	(L)
M 5	37	Ohio State	21	(W)

Big Ten: 4th place (t)

1923-24 (11-6, 8-4)

Coach: J. Craig Ruby
Captain: G.E. Potter
Lineup: f Karnes, f Potter, f Mauer, c Stilwell, g Lipe, g Popken

D 12	28	DePauw	29	(L)
D 15	15	Washington University	17	(L)
D 21	16	Iowa State	12	(W)
J 2	29	Notre Dame	21	(W)
J 5	20	at Minnesota	36	(L)
J 12	27	at Ohio State	24	(W)
J 14	23	at Michigan	24	(L)
J 17	38	Northwestern	18	(W)
F 5	28	Butler	27	(W)
F 11	22	Ohio State	25	(L)
F 16	12	at Wisconsin	13	(L)
F 23	26	at Iowa	14	(W)
F 25	31	Wisconsin	20	(W)
F 29	38	Iowa	19	(W)
M 4	36	at Northwestern	35	(W)
M 8	23	Michigan	20	(W)
M 10	31	Minnesota	19	(W)

Big Ten: 1st place (t)

1924-25 (11-6, 8-4)

Coach: J. Craig Ruby
Captain: J.W. Mauer
Lineup: f Daugherty, f Karnes, c Martin, g Lipe, g Mauer, g Haines

D 13	27	DePauw	23	(W)
D 19	36	Washington University	19	(W)
D 30	22	at Butler	24	(L)
J 5	36	Kentucky	26	(W)
J 10	27	at Chicago	16	(W)
J 14	27	at Northwestern	16	(W)
J 17	34	Indiana	24	(W)
J 24	23	Iowa	15	(W)
F 7	18	at Notre Dame	29	(L)
F 12	30	Northwestern	20	(W)
F 14	19	Chicago	15	(W)
F 21	35	Wisconsin	25	(W)
F 23	24	at Indiana	30	(L)
F 27	25	at Iowa	33	(L)
M 2	18	at Purdue	34	(L)
M 6	37	Purdue	27	(W)
M 9	9	at Wisconsin	24	(L)

Big Ten: 3rd place (t)

1925-26 (9-8, 6-6)

Coach: J. Craig Ruby
Captain: L.M. Haines
Lineup: f Daugherty, f Martin, f Lipe, c Mauer, g Reynolds, g Haines

D 12	23	Butler	22	(W)
D 19	16	at Drake	20	(L)
D 21	33	at Ames	14	(W)
J 4	30	Kansas Aggies	29	(W)
J 11	17	Minnesota	8	(W)
J 16	18	at Ohio State	30	(L)
J 18	31	at Michigan	29	(W)
J 23	14	at Chicago	19	(L)
F 6	14	Notre Dame	26	(L)
F 10	29	Purdue	28	(W)
F 13	35	Ohio State	31	(W)
F 19	21	at Indiana	20	(W)
F 22	24	Chicago	16	(W)
F 26	24	Michigan	33	(L)
M 1	23	at Purdue	28	(L)
M 6	25	Indiana	28	(L)
M 8	21	at Minnesota	28	(L)

Big Ten: 5th place (t)

1926-27 (10-7, 7-5)

Coach: J. Craig Ruby
Captain: R.S. Daugherty
Lineup: f Daugherty, f Dorn, f Greene, c Lindsay, g McKay, g Reynolds

D 11	37	Bradley	24	(W)
D 17	22	Coe	28	(L)
D 20	34	Drake	26	(W)
D 30	36	North Dakota	28	(W)
J 3	27	at Minnesota	13	(W)
J 8	27	at Northwestern	23	(W)
J 15	28	at Ohio State	29	(L)
J 17	24	at Michigan	25	(L)
J 22	40	Iowa	33	(W)
F 2	30	Butler	32	(L)
F 5	36	Minnesota	27	(W)
F 7	43	Ohio State	30	(W)
F 12	24	at Iowa	26	(L)
F 16	46	Northwestern	32	(W)
F 25	26	Michigan	30	(L)
F 28	32	Wisconsin	28	(W)
M 5	13	at Wisconsin	39	(L)

Big Ten: 4th place (t)

1927-28 (5-12, 2-10)

Coach: J. Craig Ruby
Captain: Everett Olson
Lineup: f Dorn, f Drew, c Solyom, g Mills, g Deimling

D 10	22	Knox	18	(W)
D 17	41	Bradley	35	(W)
D 27	23	at Washington	34	(L)
D 29	34	at Washington	24	(W)
D 30	26	at Washington	32	(L)
J 7	24	Purdue	30	(L)
J 13	30	at Iowa	36	(L)
J 16	34	at Wisconsin	33	(W)
J 21	29	at Indiana	44	(L)
F 8	32	Northwestern	20	(W)
F 14	14	at Purdue	40	(L)
F 17	26	at Chicago	52	(L)
F 24	27	Iowa	41	(L)
M 1	31	at Northwestern	39	(L)
M 3	18	Chicago	19	(L)
M 6	23	Indiana	27	(L)
M 9	22	Wisconsin	32	(L)

Big Ten: 9th place (t)

1928-29 (10-7, 6-6)

Coach: J. Craig Ruby
Captain: E. F. Dorn
Lineup: f Harper, f Dorn, f Drew, c May, g Mills, g Hill

D 10	46	Bradley	29	(W)
D 15	44	Lombard	22	(W)
D 20	28	North Dakota	27	(W)
D 31	38	Washington University	29	(W)
J 5	24	at Purdue	33	(L)
J 8	20	Indiana	16	(W)
J 12	22	at Ohio State	27	(L)
J 14	17	at Michigan	21	(L)
J 19	22	Chicago	19	(W)
F 4	28	Butler	33	(L)
F 9	33	at Chicago	29	(W)
F 11	35	at Minnesota	32	(W)
F 16	30	Ohio State	35	(L)
F 18	27	Michigan	24	(W)
F 23	22	at Indiana	32	(L)
M 2	23	Purdue	37	(L)
M 4	32	Minnesota	27	(W)

Big Ten: 5th place (t)

1929-30 (8-8, 7-5)

Coach: J. Craig Ruby
Captain: D.R. Mills
Lineup: f E. Kamp, f Harper, c May, g Fencil, g Mills, g R. Kamp

D 14	22	Bradley	30	(L)
D 19	30	Washington University	19	(W)
D 23	26	DePauw	28	(L)
J 2	18	at Butler	28	(L)
J 6	19	Ohio State	15	(W)
J 13	24	at Michigan	18	(W)
J 18	9	at Wisconsin	14	(L)
F 5	28	Chicago	25	(W)
F 8	21	at Minnesota	26	(L)
F 10	30	at Northwestern	24	(W)
F 15	26	Minnesota	22	(W)
F 17	26	at Ohio State	16	(W)
F 22	32	Northwestern	34	(L)
F 24	17	Wisconsin	23	(L)
M 1	30	Michigan	17	(W)
M 5	22	at Chicago	35	(L)

Big Ten: 4th place (t)

1930-31 (12-5, 7-5)

Coach: J. Craig Ruby
Captain: Charles B. Harper
Lineup: f E. Kamp, f Harper, f Fencil, c May, g R. Kamp, g Owen

D 8	27	DePauw	15	(W)
D 13	23	Carleton	11	(W)
D 19	40	Miami	17	(W)
D 22	28	Wabash	13	(W)
J 1	28	at Bradley	17	(W)
J 5	9	Wisconsin	12	(L)
J 10	15	at Purdue	30	(L)
J 12	27	Northwestern	29	(L)
J 17	34	Indiana	35	(L)
J 24	20	at Wisconsin	30	(L)
F 10	26	Purdue	22	(W)
F 14	26	at Iowa	23	(W)
F 16	35	at Northwestern	28	(W)
F 21	45	Chicago	22	(W)
F 23	39	at Indiana	25	(W)
F 28	31	Iowa	13	(W)
M 2	36	at Chicago	30	(W)

Big Ten: 5th place



All-Time Year-by-Year Scores

1931-32 (11-6, 7-5)

Coach: J. Craig Ruby
 Captain: E. B. Kamp
 Lineup: f R. Kamp, f Bartholomew, c Bennett, g E. Kamp, g Owen

D 12	31	St. Louis	17	(W)
D 18	35	Miami-Ohio	19	(W)
D 20	17	Butler	22	(L)
D 1	44	Cornell	23	(W)
D 4	28	Ohio State	29	(L)
D 9	28	Purdue	21	(W)
D 11	30	at Indiana	22	(W)
D 18	16	at Michigan	28	(L)
D 23	30	Chicago	20	(W)
D 9	29	Bradley	21	(W)
D 13	26	at Ohio State	29	(L)
D 15	23	at Minnesota	15	(W)
D 20	29	Michigan	23	(W)
D 27	26	at Minnesota	27	(L)
D 29	19	at Purdue	34	(L)
D 45	41	at Chicago	20	(W)
D 47	33	Indiana	32	(W)

Big Ten: 5th place

1932-33 (11-7, 6-6)

Coach: J. Craig Ruby
 Captain: W.B. Owen
 Lineup: f Froschauer, f Bennett, c Hellmich, g A.C. Kamm, Owen

D 10	26	Bradley	21	(W)
D 17	24	Wabash	34	(L)
D 21	36	at Missouri	24	(W)
D 30	26	North Dakota	24	(W)
D 3	39	Detroit	28	(W)
D 7	27	Northwestern	25	(W)
D 9	22	Michigan	17	(W)
D 14	30	at Michigan	35	(L)
D 16	22	at Ohio State	33	(L)
D 21	27	at Northwestern	30	(L)
D 7	26	St. Louis	19	(W)
D 11	38	Wisconsin	25	(W)
D 13	29	Ohio State	31	(L)
D 18	26	at Minnesota	22	(W)
D 20	29	at Wisconsin	15	(W)
D 25	28	Minnesota	30	(L)
D 27	27	at Iowa	30	(L)
D 44	44	Iowa	16	(W)

Big Ten: 5th place (t)

1933-34 (13-6, 7-5)

Coach: J. Craig Ruby
 Captain: H. Hellmich
 Lineup: f Froschauer, f Fencil, f A.J. Kamm, c Hellmich, g A.C. Kamm, g Benyon

D 10	21	St. Louis	22	(L)
D 16	37	Illinois Wesleyan	19	(W)
D 22	40	at Washington University	36	(W)
D 29	21	at Knox	18	(W)
D 30	37	at Augustana	26	(W)
D 3	31	Missouri	27	(W)
D 7	20	Wisconsin	17	(W)
D 8	21	at Purdue	36	(L)
D 13	32	at Chicago	26	(W)
D 15	14	at Iowa	36	(L)
D 20	34	Northwestern	20	(W)
D 6	38	Bradley	26	(W)
D 10	28	Indiana	25	(W)
D 12	42	Chicago	21	(W)

F 17	22	at Wisconsin	28	(L)
F 19	25	at Northwestern	32	(L)
F 24	24	at Indiana	36	(L)
F 26	35	Iowa	31	(W)
F M 5	27	Purdue	26	(W)

Big Ten: 4th place

1934-35 (15-5, 9-3)

Coach: J. Craig Ruby
 Captain: Frank Froschauer
 Lineup: f Froschauer, f Guttschow, c Dehner, c Riegel, g Henry, g Combes, g Beynon

D 10	55	Bradley	25	(W)
D 10	26	DePaul	29	(L)
D 14	30	Wabash	27	(W)
D 21	35	at Washington University	18	(W)
D 22	33	St. Louis	22	(W)
D 29	24	at Butler	39	(L)
J 1	35	at Wabash	28	(W)
J 5	28	Indiana	32	(L)
J 7	37	Purdue	36	(W)
J 12	44	at Ohio State	23	(W)
J 14	29	at Indiana	42	(L)
J 19	34	Michigan	22	(W)
F 5	27	Notre Dame	26	(W)
F 9	43	at Chicago	36	(W)
F 16	27	at Purdue	35	(L)
F 18	44	Ohio State	36	(W)
F 23	38	at Minnesota	34	(W)
F 25	39	Chicago	29	(W)
M 2	41	Minnesota	29	(W)
M 4	36	at Michigan	22	(W)

Big Ten: 1st place (t)

1935-36 (13-6, 7-5)

Coach: J. Craig Ruby
 Captain: Howard J. Braun
 Lineup: f Combes, f Benham, f Vopicka, c Riegel, g Henry, g Braun

D 7	35	St. Louis	27	(W)
D 11	40	Wabash	22	(W)
D 17	47	DePaul	14	(W)
D 20	26	at DePaul	24	(W)
D 28	48	at Knox	31	(W)
D 30	42	California	17	(W)
J 4	26	at Iowa	27	(L)
J 6	42	at Minnesota	19	(W)
J 11	29	at Wisconsin	27	(W)
J 13	13	Ohio State	18	(L)
J 18	28	Northwestern	40	(L)
F 5	23	at Notre Dame	33	(L)
F 10	36	Iowa	14	(W)
F 15	36	Wisconsin	20	(W)
F 17	39	at Northwestern	38	(W)
F 22	35	Minnesota	33	(W)
F 24	37	Michigan	42	(L)
F 29	30	at Ohio State	20	(W)
M 2	22	at Michigan	35	(L)

Big Ten: 3rd place (t)

Douglas R. Mills 11 years (151-66)



Doug Mills was not only an extremely successful basketball coach at Illinois, but one of the University's most prolific and long-standing administrators.

He began his association with Fighting Illini athletics as a standout in both football and basketball in the late 1920s. Mills became the first Illinois head basketball coach to lead his squad to three Big Ten crowns. Also included in his 11-year coaching tenure was the formation of the legendary "Whiz Kids" team of 1942 and '43. That team won back-to-back Big Ten crowns. After retiring from the coaching ranks in 1947, Mills retained his position as athletic director until 1966.

1936-37 (14-4, 10-2)

Coach: Douglas R. Mills
 Captain: Robert W. Riegel
 Lineup: f Boudreau, f Combes, c Riegel, g Nisbet, g Vopicka, g Henry

D 8	51	Carroll	34	(W)
D 12	44	DePaul	24	(W)
D 19	44	Notre Dame	29	(W)
D 23	25	at DePaul	31	(L)
D 30	43	at Bradley	33	(W)
J 4	38	Northwestern	47	(L)
J 9	31	at Wisconsin	28	(W)
J 11	40	Indiana	31	(W)
J 16	42	Iowa	28	(W)
J 18	38	at Purdue	37	(W)
J 23	28	Chicago	22	(W)
F 6	33	at Notre Dame	41	(L)
F 13	34	at Chicago	26	(W)
F 15	34	Purdue	61	(L)
F 20	42	at Indiana	25	(W)
F 22	48	Wisconsin	31	(W)
F 27	40	at Iowa	29	(W)
M 6	32	at Northwestern	26	(W)

Big Ten: 1st place (t)



All-Time Year-by-Year Scores

1937-38 (9-9, 4-8)

Coach: Douglas R. Mills

Captain: Louis Boudreau

Lineup: Boudreau, Frank, Hapac, Dehner, Wardley, Nisbet, Handlon

D 7	48	Carroll	25	(W)
D 11	43	at Augustana	27	(W)
D 15	57	Washington University	24	(W)
D 18	60	at St. John's (NY)	45	(W)
D 20	38	at Temple	51	(L)
D 28	33	Notre Dame	32	(W)
J 4	46	at Indiana (OT)	51	(L)
J 8	37	at Michigan	45	(L)
J 10	51	Purdue	43	(W)
J 15	50	Chicago	34	(W)
J 17	29	Minnesota	41	(L)
J 22	26	at Ohio State	46	(L)
F 7	13	at Purdue	23	(L)
F 12	23	at Minnesota	28	(L)
F 19	42	Ohio State	34	(W)
F 21	39	at Chicago	43	(L)
F 28	36	Michigan	32	(W)
M 4	35	Indiana	45	(L)

Big Ten: 8th place (t)

1938-39 (14-5, 8-4)

Coach: Douglas R. Mills

Captain: Tom Nisbet

Lineup: Hapac, Nisbet, Dehner, Handlon, Frank, Drish

D 10	49	Washington University	31	(W)
D 17	61	North Dakota	33	(W)
D 21	49	Connecticut State	23	(W)
D 27	60	at Manhattan	41	(W)
D 29	28	at Villanova	22	(W)
J 3	35	Cornell	34	(W)
J 7	30	Michigan	20	(W)
J 9	28	Indiana	29	(L)
J 14	43	at Chicago	33	(W)
J 16	45	Ohio State	31	(W)
J 21	37	at Wisconsin	34	(W)
J 23	33	at Minnesota	35	(L)
F 3	24	Notre Dame	38	(L)
F 6	34	Iowa	26	(W)
F 11	30	at Purdue	34	(L)
F 13	35	at Michigan	28	(W)
F 20	35	Purdue	26	(W)
F 25	34	at Northwestern	36	(L)
F 27	49	at Chicago	26	(W)

Big Ten: 3rd place

1939-40 (14-6, 7-5)

Coach: Douglas R. Mills

Captain: William J. Hapac

Lineup: Hapac, Drish, Shapiro, Evers, Wukovits, Frank

D 6	37	Monmouth	19	(W)
D 6	60	Wabash	21	(W)
D 15	46	Carleton	15	(W)
D 18	41	Princeton	25	(W)
D 27	42	Notre Dame	29	(W)
D 29	37	at Drake	32	(W)
J 1	37	at Butler	18	(W)
J 6	36	at Indiana	38	(L)
J 8	34	Chicago	33	(W)
J 13	31	at Ohio State	37	(L)
J 15	48	at Michigan	43	(W)
F 3	40	at Notre Dame	58	(L)
F 10	60	Minnesota	31	(W)
F 12	35	Northwestern	33	(W)
F 17	27	at Purdue	33	(L)
F 19	37	Wisconsin	35	(W)
F 24	51	Michigan	28	(W)
F 26	42	at Chicago	40	(W)
M 2	47	at Iowa	62	(L)
M 4	31	Purdue	34	(L)

Big Ten: 4th place (t)

1940-41 (13-7, 7-5)

Coach: Douglas R. Mills

Captain: John W. Drish

Lineup: Shapiro, Mathison, Wukovits, Richmond, Drish

D 6	38	Georgia	34	(W)
D 20	41	Pittsburgh	43	(L)
D 23	41	at Notre Dame	39	(W)
D 26	56	at Manhattan	40	(W)
D 28	41	at Temple	42	(L)
D 31	40	at Marquette	32	(W)
J 2	45	Kansas State	29	(W)
J 6	49	Purdue	34	(W)
J 11	38	Indiana	48	(L)
J 13	47	Michigan	41	(W)
J 18	42	at Northwestern	41	(W)
J 29	53	University of Mexico	30	(W)
F 3	29	at Purdue	46	(L)
F 8	38	at Minnesota	50	(W)
F 10	55	at Chicago	29	(L)
F 15	30	at Wisconsin	46	(L)
F 17	56	Iowa	53	(W)
F 22	31	at Michigan	47	(L)
F 24	53	Ohio State	36	(W)
M 1	52	Chicago	33	(W)

Big Ten: 3rd place (t)

1941-42 (18-5, 13-2)

Coach: Douglas R. Mills

Captain: William Hocking

Lineup: f Smiley, f Menke, c Mathison, c Wukovits, g Phillip, g Vance

D 9	45	Marquette	43	(W)
D 13	38	Chanute Field	40	(L)
D 17	52	Butler	50	(W)
D 20	49	at Detroit	34	(W)
D 23	48	Notre Dame	29	(W)
D 30	39	Harvard	33	(W)
J 3	55	at Wisconsin	40	(W)
J 10	44	at Michigan	40	(W)
J 12	58	at Ohio State	49	(W)

J 17	54	Chicago	26	(W)
J 19	42	Iowa	35	(W)
J 24	49	Minnesota	36	(W)
F 7	41	Northwestern	33	(W)
F 9	36	at Indiana	41	(L)
F 14	52	Michigan	29	(W)
F 16	41	at Minnesota	37	(W)
F 21	48	Ohio State	31	(W)
F 23	45	Wisconsin	43	(W)
F 28	63	at Northwestern	49	(W)
M 2	32	at Iowa	46	(L)
M 7	34	Purdue	32	(W)
M 20	44	Kentucky (at New Orleans)	46	(L)
M 21	34	Penn State (at New Orleans)	41	(L)

Big Ten: 1st place

1942-43 (17-1, 12-0)

Coach: Douglas R. Mills

Captain: Arthur F. Mathison

Lineup: f Phillip, f Menke, c Mathison, g Smiley, g Vance

D 7	38	Detroit	25	(W)
D 12	69	Nebraska	27	(W)
D 14	51	Missouri	30	(W)
D 19	57	Great Lakes	53	(W)
D 21	31	Camp Grant (at Rockford, IL)	41	(L)
J 2	38	Stanford	26	(W)
J 9	47	Michigan	34	(W)
J 11	52	at Wisconsin	40	(W)
J 16	61	Iowa	41	(W)
J 18	66	Iowa	34	(W)
F 1	68	Northwestern	51	(W)
F 6	60	at Ohio State	48	(W)
F 8	50	at Ohio State	44	(W)
F 13	56	at Minnesota	35	(W)
F 15	67	at Minnesota	43	(W)
F 20	50	Wisconsin	26	(W)
F 27	86	at Northwestern	44	(W)
M 1	92	Chicago	25	(W)

Big Ten: 1st place (t)

1943-44 (11-9, 5-7)

Coach: Douglas R. Mills

Captain: (selected each game)

Lineup: Kirk, Judson, DeMoulin, Morton, Delaney, Gillespie

D 4	51	Alumni	35	(W)
D 7	56	Detroit	25	(W)
D 11	44	Great Lakes (at Chicago)	52	(L)
D 18	39	at Missouri	29	(W)
D 20	43	Kentucky	41	(W)
D 29	64	Great Lakes	51	(W)
J 3	45	at Wisconsin	43	(W)
J 7	38	Wisconsin	43	(L)
J 8	45	at Michigan	52	(L)
J 15	69	at Chicago	32	(W)
J 21	51	at Iowa	56	(L)
J 22	44	at Iowa	53	(L)
F 7	40	Kentucky	51	(L)
F 11	29	Northwestern	42	(L)
F 12	45	at DePaul	33	(W)
F 18	41	Ohio State	52	(L)
F 19	53	Ohio State	54	(L)
F 25	50	at Northwestern	47	(W)
M 3	50	Minnesota	32	(W)
M 4	53	Minnesota	27	(W)

Big Ten: 6th place



All-Time Year-by-Year Scores

1944-45 (13-7, 7-5)

Coach: Douglas R. Mills
Captain: (selected each game)
Lineup: Kirk, Burmaster, Orr, Kersulis, Delaney, Judson

D 2	64	Chanute Field	25	(W)
D 8	44	Great Lakes (at Chicago Stadium)	40	(W)
D 9	56	at Great Lakes	53	(W)
D 16	43	DePaul (at Chicago Stadium)	40	(W)
D 20	45	Great Lakes	52	(L)
D 29	77	Nebraska	39	(W)
J 1	56	DePaul	63	(L)
J 6	38	Michigan	43	(L)
J 13	55	at Michigan	37	(W)
J 19	51	Northwestern	42	(W)
J 26	43	Iowa	42	(W)
F 6	58	at Chanute Field	46	(W)
F 10	57	at Minnesota	35	(W)
F 12	71	Indiana	48	(W)
F 16	56	Ohio State	41	(W)
F 19	49	Minnesota	48	(W)
F 23	44	at Ohio State	60	(L)
F 24	45	Northwestern (at Chicago Stadium)	57	(L)
F 28	55	at Indiana	65	(L)
M 3	37	at Iowa	43	(L)

Big Ten: 3rd place

1945-46 (14-7, 7-5)

Coach: Douglas R. Mills
Captain: Walton Kirk, Jr.
Lineup: Doster, Burmaster, Mroz, Humphrey, Rowe

D 1	52	Wright Field	56	(L)
D 5	54	St. Louis	46	(W)
D 8	58	Great Lakes	41	(W)
D 8	51	Great Lakes Hospital	23	(W)
D 11	51	Detroit	34	(W)
D 15	46	Ohio State	50	(L)
D 18	64	Drake	42	(W)
D 20	62	at Nebraska	51	(W)
D 22	39	at Iowa	41	(L)
D 29	56	DePaul	37	(W)
J 1	38	at Wisconsin	31	(W)
J 5	48	at Michigan	49	(L)
J 12	35	at Ohio State	41	(L)
J 14	45	at Northwestern	38	(W)
J 19	70	at Chicago	28	(W)
J 26	42	at Great Lakes	67	(L)
F 4	85	Chicago	24	(W)
F 9	49	Michigan	44	(W)
F 16	43	Northwestern	48	(L)
F 18	72	Wisconsin	53	(W)
F 23	57	Iowa	51	(W)

Big Ten: 5th place (t)

1946-47 (14-6, 8-4)

Coach: Douglas R. Mills
Captain: (selected each game)
Lineup: Smiley, Green, Phillip, Menke, Vance, Kirk

D 6	87	Cornell	39	(W)
D 11	73	Marquette	40	(W)
D 14	58	Pittsburgh	31	(W)
D 16	50	Missouri (Kansas City, Mo.)	55	(L)
D 20	58	at California	36	(W)
D 21	35	at California	53	(L)
D 28	72	Nebraska	37	(W)
J 1	47	at Wisconsin	53	(L)
J 4	94	University of Mexico	36	(W)
J 6	31	Minnesota	34	(L)

J 11	55	Northwestern	40	(W)
J 13	61	Ohio State	42	(W)
J 25	63	Wisconsin	37	(W)
F 1	59	at Ohio State	58	(W)
F 5	42	at Purdue	51	(L)
F 8	45	Iowa	36	(W)
F 15	59	Indiana	50	(W)
F 22	52	at Northwestern	51	(W)
F 24	45	at Michigan	36	(W)
M 1	41	at Indiana	48	(L)

Big Ten: 2nd place (t)

Harry Combes (20 years, 316-150)



Harry Combes only had to move across town after accepting the job as head coach at Illinois. Prior to joining the Illini, he had been head coach at Champaign High School where he posted an astounding 254-46 record, including winning the state title in 1946. Once at Illinois he won three Big Ten titles in his first five seasons ('49, '51 and '52). It was also Combes who led the Fighting Illini to three third-place finishes in the NCAA Tournament in the four-year period from 1949-52. The squad won 79 of the 100 games during those four years. Illinois' 1952 Final Four appearance was the first officially recognized Final Four and the only Final Four appearance Illinois made until 1990. Combes' 316 wins were the most wins ever by an Illinois head basketball coach.

1947-48 (15-5, 7-5)

Coach: Harry Combes
Captain: Jack Burmaster
Lineup: Eddleman, Burmaster, Erickson, Osterkorn, Marks, Green, Thurlby

D 5	67	Coe College	27	(W)
D 8	40	Notre Dame	38	(W)
D 13	70	Pittsburgh	33	(W)
D 20	70	at Pennsylvania	44	(W)
D 22	71	Washington State	35	(W)
D 23	59	Washington State	42	(W)
J 1	77	Harvard	41	(W)
J 3	47	at Wisconsin	52	(L)
J 5	52	Northwestern	47	(W)
J 10	61	Ohio State	58	(W)
J 17	51	at Minnesota	59	(L)
J 19	46	Indiana	45	(W)
J 24	57	Wisconsin	36	(W)
J 28	88	at Marquette	66	(W)
F 7	57	Michigan	66	(L)
F 9	61	at Iowa	70	(L)
F 14	50	at Ohio State	57	(L)
F 21	98	Purdue	54	(W)
F 28	60	at Northwestern	43	(W)
M 1	52	at Indiana	51	(W)

Big Ten: 3rd place (t)

1948-49 (21-4, 10-2)

Coach: Harry Combes
Captain: Dwight Eddleman
Lineup: Eddleman, Erickson, Osterkorn, Green, Sunderlage, Marks

D 3	67	Butler	62	(W)
D 8	59	at Notre Dame (OT)	58	(W)
D 11	50	at DePaul	60	(L)
D 13	73	Oklahoma	68	(W)
D 18	80	Pennsylvania	61	(W)
D 20	89	DePaul	51	(W)
D 21	71	Cornell	47	(W)
D 29	77	Colgate	54	(W)
D 30	85	Colgate	55	(W)
J 3	62	Wisconsin	50	(W)
J 8	44	at Indiana	42	(W)
J 10	64	at Ohio State	63	(W)
J 15	96	Creighton	30	(W)
J 29	45	Minnesota	44	(W)
J 31	53	at Purdue	55	(L)
F 5	61	at Wisconsin	54	(W)
F 7	85	Northwestern	66	(W)
F 12	64	Ohio State	49	(W)
F 21	80	Iowa	49	(W)
F 26	81	at Northwestern	64	(W)
F 28	91	Indiana	68	(W)
M 7	53	at Michigan	70	(L)

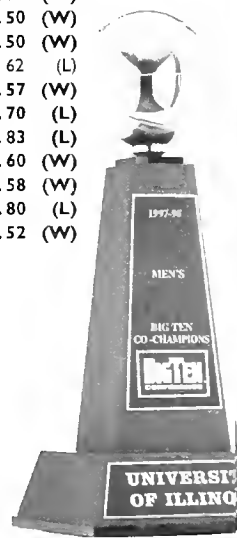
Eastern NCAA Playoffs
M 21 71 Yale (at New York) 67 (W)
M 22 47 Kentucky (at New York) 76 (L)
Final NCAA Playoffs
M 26 57 Oregon State (at Seattle) 53 (W)
Big Ten: 1st place

1949-50 (14-8, 7-5)

Coach: Harry Combes
Captain: William Erickson
Lineup: Osterkorn, Erickson, Thurlby, Sunderlage, Gatewood, Follmer, Fletcher

D 3	60	at Butler	56	(W)
D 8	67	Toledo	51	(W)
D 10	47	at Oklahoma	55	(L)
D 14	65	Arkansas	53	(W)
D 17	57	Oklahoma	47	(W)
D 22	59	St. Louis	47	(W)
D 23	63	UCLA	65	(L)
D 27	58	Columbia	46	(W)
D 30	68	Princeton	61	(W)
J 2	50	at Wisconsin	59	(L)
J 7	62	at Ohio State	83	(L)
J 9	59	Purdue	54	(W)
J 16	76	Northwestern	50	(W)
J 21	66	Ohio State	50	(W)
F 1	42	at St. Louis	62	(L)
F 4	67	at Minnesota	57	(W)
F 11	65	at Iowa	70	(L)
F 13	72	Indiana	83	(L)
F 18	70	Michigan	60	(W)
F 25	76	Wisconsin	58	(W)
F 27	66	at Indiana	80	(L)
M 4	69	at Northwestern	52	(W)

Big Ten: 3rd place (t)



All-Time Year-by-Year Scores

1950-51 (22-5, 13-1)

Coach: Harry Combes
Captain: Donald Sunderlage
Lineup: Sunderlage, Beach, Fletcher, Follmer, Peterson, Bemoras

D 4	66	Marquette	47	(W)
D 8	74	Oregon State	51	(W)
D 9	54	at Toledo	68	(L)
D 16	69	at DePaul	68	(W)
D 20	71	Washington State	48	(W)
D 22	75	Pennsylvania	65	(W)
D 28	65	DePaul	68	(L)
D 29	88	Butler	52	(W)
J 1	71	at Wisconsin (OT)	69	(W)
J 6	70	Minnesota	62	(W)
J 8	72	at Iowa	69	(W)
J 13	68	Michigan	47	(W)
J 15	53	at Indiana	64	(L)
J 20	69	Iowa	53	(W)
F 5	85	at Purdue	76	(W)
F 10	63	Wisconsin	52	(W)
F 12	79	Ohio State	59	(W)
F 17	70	Purdue	65	(W)
F 19	71	Indiana	65	(W)
F 24	89	at Ohio State	69	(W)
M 3	80	at Northwestern	76	(W)
M 5	49	at Michigan State	43	(W)

NCAA Warmup
M 14 72 at Kansas State 91 (L)
NCAA Eastern Playoffs
M 20 79 Columbia (at New York) 71 (W)
M 22 84 N.C. State (at New York) 70 (W)
M 24 74 Kentucky (at New York) 76 (L)
NCAA Final Playoff
M 27 61 Oklahoma A&M (at Minneapolis) 46 (W)
Big Ten: 1st place

1951-52 (22-4, 12-2)

Coach: Harry Combes
Captain: Rodney Fletcher
Lineup: f Peterson, f Follmer, c Kerr, g Fletcher, g Bemoras, g Bredar

D 8	68	at Butler	57	(W)
D 12	74	Loyola (Chicago)	66	(W)
D 18	69	Oklahoma	51	(W)
D 20	86	North Carolina	66	(W)
D 22	70	DePaul	61	(W)
D 28	73	UCLA	67	(W)
D 31	68	Marquette	57	(W)
J 5	52	at Minnesota	43	(W)
J 7	53	Wisconsin	49	(W)
J 12	67	at Michigan	51	(W)
J 14	78	Indiana	66	(W)
J 26	65	at DePaul	69	(L)
J 28	84	Purdue	57	(W)
F 2	66	at Ohio State	62	(W)
F 9	68	Iowa	73	(L)
F 11	84	Michigan State	62	(W)
F 16	80	Ohio State	53	(W)
F 18	77	Indiana	70	(W)
F 23	78	Iowa	62	(W)
M 1	82	Purdue	71	(W)

M 3	95	Northwestern	74	(W)
M 8	48	at Wisconsin	58	(L)

NCAA Mideast Regional
M 21 80 Dayton (at Chicago) 61 (W)
M 22 74 Duquesne (at Chicago) 68 (W)
NCAA Final Playoffs
M 25 59 St. John's (at Seattle) 61 (L)
M 26 67 Santa Clara (at Seattle) 64 (W)
Big Ten: 1st place

1952-53 (18-4, 14-4)

Coach: Harry Combes
Captain: Jim Bredar
Lineup: f Hooper, f Follmer, c Kerr, g Bredar, g Bemoras, g Wright

D 10	71	Loyola (Chicago)	57	(W)
D 15	96	Michigan	66	(W)
D 20	75	Butler	58	(W)
D 23	73	at Minnesota	77	(L)
D 27	87	Ohio State	62	(W)
D 30	94	St. Mary's	65	(W)
J 5	87	at Purdue	71	(W)
J 10	71	Wisconsin	61	(W)
J 12	83	Northwestern	58	(W)
J 17	70	at Indiana (OT)	74	(L)
J 19	76	at Michigan State	64	(W)
F 2	93	DePaul	50	(W)
F 7	65	at Wisconsin	61	(W)
F 9	92	at Michigan	62	(W)
F 14	80	Iowa	63	(W)
F 16	93	Purdue	67	(W)
F 21	62	at Iowa	67	(L)
F 23	83	Minnesota	82	(W)
F 28	79	Indiana	91	(L)
M 2	66	Michigan State	53	(W)
M 7	93	at Ohio State	74	(W)
M 9	86	at Northwestern	70	(W)

Big Ten: 2nd place

1953-54 (17-5, 10-4)

Coach: Harry Combes
Captain: John Kerr
Lineup: f Brothers, f Hooper, c Kerr, g Wright, g Paul Judson

D 1	85	Ohio University	54	(W)
D 5	86	at Oklahoma	61	(W)
D 9	80	Butler	48	(W)
D 12	77	Alabama	54	(W)
D 19	79	DePaul	65	(W)
D 21	60	Oklahoma A&M (OT)	65	(L)
D 29	88	Utah State	61	(W)
J 2	72	Minnesota	84	(L)
J 4	66	at Northwestern	65	(W)
J 9	59	at Michigan State	60	(L)
J 11	90	Ohio State	76	(W)
J 16	82	at Ohio State	78	(W)
J 18	70	Iowa	79	(L)
F 1	71	at DePaul	61	(W)
F 6	87	Michigan	68	(W)
F 8	89	Purdue	55	(W)
F 13	70	at Wisconsin	64	(W)
F 20	74	at Iowa	51	(W)
F 22	66	Wisconsin	64	(W)
F 27	79	at Michigan	61	(W)
M 1	84	Northwestern	82	(W)
M 6	64	at Indiana	67	(L)

Big Ten: 3rd place (t)

1954-55 (17-5, 10-4)

Coach: Harry Combes
Captain: Appointed each game
Lineup: f Paul Judson, f Brothers, c BonSalle, g Altenberger, g Ridley

D 2	88	Butler	34	(W)
D 4	77	Missouri	49	(W)
D 11	59	at Oklahoma A&M	53	(W)
D 15	97	Miami of Ohio	72	(W)
D 18	66	Notre Dame	57	(W)
D 21	86	at Rice	54	(W)
D 22	66	at Loyola (New Orleans)	72	(L)
J 1	64	Wisconsin	79	(L)
J 8	99	Indiana	75	(W)
J 10	83	at Purdue	73	(W)
J 15	86	at Ohio State	78	(W)
J 17	80	at Iowa	92	(L)
J 29	95	at Loyola (Chicago)	69	(W)
F 5	104	Northwestern	89	(W)
F 7	81	at Michigan	80	(W)
F 12	71	at Minnesota (OT)	78	(L)
F 14	90	Michigan State	72	(W)
F 19	99	at Wisconsin	71	(W)
F 21	70	Iowa	89	(L)
F 26	85	Ohio State	77	(W)
F 28	81	Michigan	75	(W)
M 5	81	at Northwestern	69	(W)


Big Ten: 2nd place (t)

1955-56 (18-4, 11-3)

Coach: Harry Combes
Captain: Paul Judson
Lineup: f Schmidt, f-c Brothers, f Ohl, c BonSalle, g Paul Judson, g Ridley

D 6	107	Butler	75	(W)
D 10	73	at Missouri	74	(L)
D 13	103	at Notre Dame	93	(W)
D 17	75	Washington University	74	(W)
D 19	97	DePaul	79	(W)
D 23	82	Oklahoma	58	(W)
D 29	102	Drake	66	(W)
J 2	73	Michigan State	65	(W)
J 9	96	Wisconsin	77	(W)
J 14	96	at Indiana	72	(W)
J 16	92	at Purdue	76	(W)
J 28	80	at DePaul	66	(W)
J 30	95	at Minnesota	84	(W)
F 6	92	Indiana	89	(W)
F 11	111	Ohio State	64	(W)
F 13	89	Michigan	66	(W)
F 18	96	at Michigan State	76	(W)
F 20	102	Purdue	77	(W)
F 25	84	at Ohio State	87	(L)
F 27	97	Minnesota	81	(W)
M 3	72	at Iowa	96	(L)
M 5	82	at Northwestern	83	(L)

Big Ten: 2nd place



All-Time Year-by-Year Scores

1956-57 (14-8, 7-7)

Coach: Harry Combes
 Captain: Harv Schmidt
 Lineup: f Schmidt, f Stout, c BonSalle, g Taylor, g Ohl

D 5	98	Butler	81	(W)
D 8	69	at Oklahoma	58	(W)
D 15	83	Loyola (New Orleans)	72	(W)
D 17	62	San Francisco	33	(W)
D 21	82	at Dayton	65	(W)
D 22	70	at Kentucky	91	(L)
D 28	108	Princeton	87	(W)
D 5	88	at Minnesota	91	(L)
F 7	81	Iowa	70	(W)
F 12	79	at Wisconsin	63	(W)
F 14	112	Indiana	91	(W)
F 26	99	Notre Dame (at Chicago)	81	(W)
F 2	74	at Purdue	85	(L)
F 4	96	Ohio State	89	(W)
F 9	64	at Michigan State	70	(L)
F 11	104	Northwestern	97	(W)
F 16	89	at Michigan	102	(L)
F 18	83	Michigan State	89	(L)
F 23	80	Purdue	78	(W)
F 25	79	at Ohio State	72	(W)
F 2	75	Minnesota	86	(L)
F 4	76	at Indiana	84	(L)

Big Ten: 7th place

J 3	81	Ohio State	80	(W)
J 5	77	at Wisconsin	51	(W)
J 10	96	Michigan State	97	(L)
J 12	103	Iowa	97	(W)
J 24	75	Notre Dame (at Chicago)	85	(L)
J 26	70	at Minnesota	81	(L)
J 31	81	at Purdue	102	(L)
F 2	85	Michigan	87	(L)
F 7	79	at Northwestern	88	(L)
F 9	89	at Indiana	83	(W)
F 16	93	Wisconsin	54	(W)
F 21	100	Indiana	98	(W)
F 28	72	at Iowa	70	(W)
M 2	95	at Michigan	101	(L)
M 7	81	Northwestern	84	(L)

Big Ten: 5th place (t)

1959-60 (16-7, 8-6)

Coach: Harry Combes
 Captain: John Paul
 Lineup: f Jackson, f Paul, c Vaughn, g Taylor, g Ohl

D 2	100	Marquette	90	(W)
D 7	75	DePaul	70	(W)
D 11	91	Butler	75	(W)
D 16	64	Colorado	46	(W)
D 18	85	Rice	82	(W)
D 21	60	at Iowa State	68	(L)
D 28	93	Miami (OH)	75	(W)
F 4	64	at Wisconsin	59	(W)
F 6	68	Iowa	70	(L)
F 11	82	at Indiana	89	(L)
F 13	70	Wisconsin	71	(L)
F 25	67	Notre Dame (at Chicago)	81	(L)
F 31	102	Northwestern	98	(W)
F 3	70	at Ohio State	78	(L)
F 8	81	at Michigan	88	(L)
F 10	99	Purdue	84	(W)
F 15	56	at Michigan State	69	(L)
F 17	94	Minnesota	87	(W)
F 22	79	at Iowa	83	(L)
F 31	88	Michigan	75	(W)
F 3	86	Indiana	96	(L)
F 18	72	at Northwestern	88	(L)

Big Ten: 8th place (t)

Coach: Harry Combes
 Captain: Mannie Jackson
 Lineup: f Vaughn, f Perry, c Wessels and Altemeyer, g Jackson, g Landt

D 2	83	Butler	75	(W)
D 12	93	Western Kentucky	80	(W)
D 14	89	Marquette	77	(W)
D 19	85	Ohio University	79	(W)
D 21	60	Oklahoma	57	(W)
D 28	48	at California	62	(L)
D 29	92	Northwestern (at Los Angeles)	79	(W)
D 30	74	Stanford	62	(W)
J 4	73	at Ohio State	97	(L)
J 9	90	Minnesota	82	(W)
J 11	81	at Purdue	75	(W)
J 16	96	Michigan State	88	(W)
J 18	70	at Minnesota	77	(L)
J 30	71	Notre Dame (at Chicago)	67	(W)
F 6	75	at Michigan	61	(W)
F 8	77	at Michigan State	78	(L)
F 13	93	Purdue (2OT)	89	(W)
F 15	81	Ohio State	109	(L)
F 20	63	at Wisconsin	75	(L)
F 22	78	Indiana	92	(L)
F 27	85	Iowa	70	(W)
F 29	90	Michigan	61	(W)
M 5	84	at Northwestern	77	(W)

Big Ten: 3rd place (t)

1960-61 (9-15, 5-9)

Coach: Harry Combes
 Captain: Roger Taylor
 Lineup: f Vaughn, f Perry and Gosnell, c Wessels, g Taylor, g Jackson

D 2	103	Butler	79	(W)
D 6	53	at Marquette	69	(L)
D 13	85	College of Pacific	67	(W)
D 15	68	Iowa State	46	(W)
D 20	83	New York University	78	(W)
D 23	71	Stanford	62	(W)
D 30	75	at Kentucky	76	(L)

Coach: Harry Combes
 Captain: (Appointed each game)
 Lineup: f Downey, f Wessels, c Burwell, g Small, g Colangelo

D 1	99	Creighton	74	(W)
D 5	84	Butler	52	(W)
D 12	81	at Colorado	90	(L)
D 17	87	at Marquette	96	(L)
D 19	79	Washington State	58	(W)
D 21	78	at Kentucky	83	(L)
D 20	54	California (at Lexington, KY)	72	(L)
D 27	68	at Butler	70	(L)
D 28	66	at Notre Dame	69	(L)
J 7	65	at Ohio State	91	(L)
J 14	88	Michigan	64	(W)
J 16	71	at Iowa	78	(L)
J 28	77	Notre Dame (at Chicago)	62	(W)
J 30	93	Michigan State	92	(W)
F 4	65	at Minnesota	60	(W)
F 6	77	Wisconsin	73	(W)
F 11	73	at Purdue	89	(L)
F 18	72	Northwestern	78	(L)

F 20	80	at Michigan State	90	(L)
F 25	82	at Indiana	93	(L)
F 27	76	Minnesota	85	(L)
M 4	85	Purdue	75	(W)
M 6	66	at Michigan	74	(L)
M 11	66	Ohio State	95	(L)

Big Ten: 7th place

1961-62 (15-8, 7-7)

Coach: Harry Combes
 Captain: Jerry Colangelo
 Lineup: f Downey, f Starnes, c Burwell, g Small, g Colangelo

D 1	82	Butler	72	(W)
D 9	72	at Oklahoma	60	(W)
D 12	70	Creighton	61	(W)
D 16	82	Iowa State	73	(W)
D 18	81	Xavier	69	(W)
D 23	60	Cornell	72	(L)
D 28	61	Manhattan (at Chicago)	56	(W)
D 30	88	Colgate (at Chicago)	50	(W)
J 6	91	Michigan	71	(W)
J 8	89	at Purdue	96	(L)
J 13	66	at Michigan State	65	(W)
J 28	85	Notre Dame (at Chicago)	77	(L)
J 29	81	Wisconsin	85	(W)
F 3	96	Indiana	85	(W)
F 5	89	Minnesota	80	(W)
F 10	91	at Iowa	81	(W)
F 12	88	Northwestern	70	(W)
F 17	88	Purdue	100	(L)
F 19	101	at Wisconsin	103	(L)
F 24	79	at Ohio State	102	(L)
M 3	78	Iowa	88	(L)
M 5	92	at Indiana	104	(L)
M 10	73	at Northwestern	69	(W)

Big Ten: 4th place (t)

1962-63 (20-6, 11-3)

Coach: Harry Combes
 Captain: Bob Starnes
 Lineup: f Downey, f Starnes, c Burwell, g Small, g Brody

N 30	66	Butler	49	(W)
D 6	99	Washington University	55	(W)
D 15	76	at Iowa State	73	(W)
D 17	90	San Jose State	64	(W)
D 22	93	Oklahoma	90	(W)
D 26	98	Pennsylvania (at New York)	66	(W)
D 28	91	at New York	84	(W)
D 29	92	Western Virginia (at New York)	74	(W)
D 31	88	Notre Dame (at Chicago)	90	(L)
J 5	85	at Iowa	76	(W)
J 7	90	Ohio State	78	(W)
J 12	106	Purdue	82	(W)
J 14	78	at Northwestern	76	(W)
J 26	53	Cincinnati (at Chicago)	62	(L)
F 4	104	Indiana	101	(W)
F 9	91	Michigan State	86	(W)
F 11	77	at Wisconsin	84	(L)
F 16	100	at Indiana	103	(L)
F 19	87	at Purdue	79	(W)
F 23	89	Wisconsin	77	(W)
F 25	81	at Minnesota	70	(W)
M 2	81	at Michigan	84	(L)
M 4	79	Northwestern	73	(W)
M 9	73	Iowa	69	(W)

NCAA Midwest Regional



All-Time Year-by-Year Scores

M 15	70	Bowling Green	67	(W)
		(at East Lansing, MI)		
M 16	64	Loyola (Chicago)	79	(L)
		(at East Lansing, MI)		

Big Ten: 1st place (t)

1963-64 (13-11, 6-8)

Coach: Harry Combes

Captain: Bill Edwards

Lineup: f Freeman, f Redman, c Thoren,
g Brody, g Vopicka

N 30	59	at Butler	52	(W)
D 4	78	St. Louis	81	(L)
D 9	104	at Oklahoma	105	(L)
D 14	79	Notre Dame	68	(W)
D 19	74	Butler	53	(W)
D 26	92	West Virginia (at Los Angeles)	86	(W)
D 27	83	Pittsburgh (at Los Angeles)	76	(W)
D 28	79	at UCLA	83	(L)
D 31	87	Notre Dame (at Chicago)	78	(W)
J 4	87	Michigan State	66	(W)
J 11	87	at Iowa	70	(W)
J 25	97	Arizona State (at Chicago)	78	(W)
F 1	73	Northwestern	71	(W)
F 3	96	at Indiana	104	(L)
F 8	82	Michigan	93	(L)
F 10	92	at Ohio State	110	(L)
F 15	81	at Minnesota	92	(L)
F 17	82	at Michigan State	85	(L)
F 22	86	Minnesota	78	(W)
F 24	74	at Purdue	85	(L)
F 29	83	at Michigan	89	(L)
M 2	74	Ohio State	86	(L)
M 7	97	Wisconsin	73	(W)
M 9	90	Iowa	67	(W)

Big Ten: 6th place (t)

1964-65 (18-6, 10-4)

Coach: Harry Combes

Captain: Skip Thoren

Lineup: f Freeman, f Redman, c Thoren,
g Brody, g Dawson

D 4	110	UCLA	83	(W)
D 5	64	at St. Louis	79	(L)
D 8	100	Bowling Green	62	(W)
D 12	103	Washington University	59	(W)
D 15	70	at Wisconsin	56	(W)
D 18	104	at Dayton	86	(W)
D 19	91	at Kentucky	86	(W)
D 26	102	New York Univ. (at Philadelphia)	79	(W)
D 28	71	at St. Joseph's (Philadelphia)	75	(L)
D 29	74	at Villanova	65	(W)
J 4	86	Indiana	81	(W)
J 9	83	at Michigan	89	(L)
J 16	75	Minnesota	72	(W)
J 30	101	Notre Dame (at Chicago)	87	(W)
F 6	121	Purdue	93	(W)
F 8	86	at Ohio State	71	(W)
F 13	90	at Minnesota	105	(L)
F 16	95	Ohio State	72	(W)
F 20	113	at Michigan State	94	(W)
F 23	97	Iowa	80	(W)
F 27	79	Michigan	80	(L)
M 2	93	at Northwestern	70	(W)
M 6	84	at Iowa	94	(L)
M 9	121	Michigan State	89	(W)

Big Ten: 3rd place

1965-66 (12-12, 8-6)

Coach: Harry Combes

Captain: Don Freeman

Lineup: f Freeman, f Jones, c Dunlop, g Dawson,
g Pearson & Brown

D 1	88	Butler	74	(W)
D 2	98	at Brigham Young	109	(L)
D 4	79	at UCLA	97	(L)
D 9	68	Kentucky	86	(L)
D 11	96	West Virginia	86	(W)
D 14	90	at Wisconsin	70	(W)
D 18	81	Princeton (at Chicago)	84	(L)
D 27	96	Georgetown (at New York)	94	(W)
D 28	79	Providence (at New York)	81	(L)
D 30	69	Army (at New York)	78	(L)
J 8	98	at Indiana	84	(W)
J 11	80	Wisconsin	64	(W)
J 15	87	at Purdue	93	(L)
J 28	120	Notre Dame (at Chicago)	92	(W)
F 1	99	at Michigan	93	(W)
F 5	78	Ohio State	77	(W)
F 7	77	Northwestern	80	(L)
F 12	77	Indiana	81	(L)
F 19	100	Minnesota	89	(W)
F 22	66	at Michigan State	68	(L)
F 26	92	at Minnesota	94	(L)
F 28	98	Purdue	81	(W)
M 5	106	Iowa	90	(W)
M 7	76	at Northwestern	84	(L)

Big Ten: 3rd place (t)

1966-67 (12-12, 6-8)

Coach: Harry Combes

Captain: Jim Dawson

Lineup: f Louis, f Flessner, c Scholz,
g Dawson, g Pearson

D 3	82	Butler	51	(W)
D 5	98	at Kentucky	97	(W)
D 10	88	at West Virginia	90	(L)
D 19	87	Wisconsin	74	(W)
D 21	81	Stanford	67	(W)
D 23	97	California (at Chicago)	87	(W)
D 27	93	Arizona (at Los Angeles)	77	(W)
D 29	72	Southern Cal (at Los Angeles)	73	(L)
D 30	83	Georgia Tech (at Los Angeles)	71	(W)
J 7	74	Michigan State	76	(L)
J 10	96	at Northwestern	104	(L)
J 14	99	Michigan	93	(W)
J 28	75	Notre Dame (at Chicago)	90	(L)
J 29	82	UCLA (at Chicago)	120	(L)
F 4	93	Northwestern	83	(W)
F 7	89	at Iowa	96	(L)
F 11	81	at Minnesota	93	(L)
F 18	94	Purdue	92	(W)
F 20	81	at Indiana	96	(L)
F 25	86	at Purdue	98	(L)
F 27	84	Minnesota	71	(W)
M 4	80	Indiana	70	(W)
M 6	79	at Ohio State	100	(L)
M 11	92	at Wisconsin	102	(L)

Big Ten: 7th place (t)

Harv Schmidt (7 years, 89-77)



Harv Schmidt, a former all-time great player at Illinois, returned to his alma mater in 1968 after serving as an assistant at New Mexico for three years.

Within three years of his arrival, he had brought Illinois back to among the elite programs in the Big Ten. The beginning of his tenure marked what possibly was the high-water mark in fan enthusiasm. Illinois led the nation in attendance in 1970, averaging 16,128 per home contest, as students routinely camped out for tickets outside the newly opened, state-of-the-art Assembly Hall.

1967-68 (11-13, 6-8)

Coach: Harv Schmidt

Captain: Ben Louis

Lineup: f Crews, f Louis, c Scholz, g Harrison, g Price

D 2	75	at Butler	57	(W)
D 9	46	Houston	54	(L)
D 14	63	Brigham Young	55	(W)
D 15	42	at Tennessee	66	(L)
D 16	57	Army (at Tennessee)	65	(L)
D 22	72	at Stanford	74	(L)
D 23	72	at California	89	(L)
D 28	65	Georgia Tech (at Chicago)	54	(W)
D 30	68	Texas-El Paso (at Chicago)	50	(W)
J 6	66	Michigan State	56	(W)
J 9	60	Indiana (OT)	61	(L)
J 13	61	at Minnesota	60	(W)
J 27	68	Notre Dame (at Chicago)	67	(W)
F 3	66	Iowa	63	(W)
F 6	68	at Wisconsin	60	(W)
F 10	71	at Northwestern	78	(L)
F 13	65	Michigan	67	(L)
F 17	68	Purdue	75	(L)
F 20	72	at Michigan	64	(W)
F 24	62	Northwestern	61	(W)
F 26	75	at Ohio State	95	(L)
M 2	56	at Iowa	61	(L)
M 4	64	Ohio State	67	(L)
M 9	59	at Michigan State	62	(L)

Big Ten: 7th place (t)

1968-69 (19-5, 9-5)

Coach: Harv Schmidt

Captain: Dave Scholz

Lineup: f Scholz, f Miller, c Jackson,
g Harrison, g Price

D 2	105	Butler	66	(W)
D 6	69	at Creighton	66	(W)
D 9	83	North Dakota	51	(W)
D 14	75	Iowa State	48	(W)
D 17	95	Ohio University	82	(W)
D 19	105	Tulane	71	(W)
D 21	97	at Houston	84	(W)
D 27	90	Creighton (at Miami, FL)	77	(W)
D 28	86	at Miami	76	(W)
J 4	80	Minnesota	58	(W)



All-Time Year-by-Year Scores

7	84	at Purdue	98	(L)
11	82	at Northwestern (OT)	77	(W)
25	91	Notre Dame (at Chicago)	57	(W)
28	67	at Ohio State	76	(L)
1	86	Wisconsin	73	(W)
8	98	Iowa	69	(W)
11	87	at Michigan	92	(L)
15	70	at Michigan State	75	(L)
18	73	Ohio State	57	(W)
22	100	Michigan	92	(W)
25	53	at Iowa	74	(L)
1	77	at Indiana	64	(W)
4	71	Michigan State	57	(W)
18	78	Northwestern	68	(W)

Big Ten: 2nd place (t)

F 27	64	at Minnesota	80	(L)
M 2	74	Michigan	75	(L)
M 6	93	at Purdue	99	(L)
M 9	70	Northwestern	85	(L)
M 13	103	at Indiana	87	(W)

Big Ten: 5th place (t)

1971-72 (14-10, 5-9)

Coach: Harv Schmidt
 Captain: Jim Krelle
 Lineup: f Weatherspoon, f Conner, c Morris, g Krelle, g Roberson

D 1	73	Butler	71	(W)
D 4	70	at Oklahoma	65	(W)
D 7	96	South Dakota	56	(W)
D 10	79	at Tulane	68	(W)
D 11	94	at Loyola (New Orleans)	74	(W)
D 16	84	Georgia	78	(W)
D 23	92	at Vanderbilt	95	(L)
D 28	74	North Carolina State	72	(W)
		(at Jacksonville, FL)		
D 29	76	Florida (at Jacksonville, FL)	75	(W)
J 8	67	at Northwestern	63	(W)
J 11	70	Michigan	75	(L)
J 15	74	Purdue	85	(L)
J 28	81	Notre Dame (at Chicago)	59	(W)
F 5	68	Northwestern	59	(W)
F 8	79	at Michigan State	89	(L)
F 12	83	at Michigan	105	(L)
F 15	84	at Iowa	87	(L)
F 19	64	Ohio State	62	(W)
F 22	71	Indiana	90	(L)
F 26	91	Wisconsin	86	(W)
F 29	70	at Ohio State	103	(L)
M 4	62	at Minnesota	91	(L)
M 7	91	Iowa	84	(W)
M 11	84	at Wisconsin	97	(L)

Big Ten: 8th place (t)

1972-73 (14-10, 8-6)

Coach: Harv Schmidt
 Captain: Nick Weatherspoon
 Lineup: f Schmidt, f Weatherspoon, c Conner, g Dawson, g Tucker

D 2	100	DePauw	68	(W)
D 4	80	Valparaiso	62	(W)
D 9	77	at Detroit (OT)	79	(L)
D 12	74	Iowa State	60	(W)
D 19	86	Furman	81	(W)
D 22	72	at Southern Cal	75	(L)
D 29	82	Temple (at New Orleans)	77	(W)
D 30	64	UCLA (at New Orleans)	71	(L)
J 6	80	at Purdue	91	(L)
J 8	76	Wisconsin	74	(W)
J 13	80	Iowa	78	(W)
J 25	87	Notre Dame (at Chicago)	84	(W)
J 27	76	South Carolina (at Chicago)	86	(L)
F 3	76	Michigan	75	(W)
F 5	84	at Northwestern	77	(W)
F 10	88	at Wisconsin	99	(L)
F 12	66	at Indiana	87	(L)
F 17	79	Ohio State	68	(W)
F 19	73	Minnesota	82	(L)
F 24	81	Michigan State	71	(W)
F 26	96	at Michigan	89	(W)
M 3	64	at Ohio State	65	(L)
M 5	77	Northwestern	76	(W)
M 10	76	at Iowa	93	(L)

Big Ten: 3rd place (t)

1973-74 (5-18, 2-12)

Coach: Harv Schmidt
 Captain: Jeff Dawson
 Lineup: f Schmidt, f Farnham, c Rucks, g Dawson, g Roberts

N 30	80	at Arizona	101	(L)
D 3	99	Tulane	78	(W)
D 8	60	Southern Cal	71	(L)
D 11	64	Detroit	60	(W)
D 14	87	Northern Michigan	72	(W)
D 27	60	at St. John's (NY)	76	(L)
D 29	83	Duquesne (at New York)	85	(L)
J 5	75	at Ohio State	73	(W)
J 12	69	Purdue	91	(L)
J 14	82	Michigan State	90	(L)
J 19	75	at Wisconsin	101	(L)
J 24	88	Bradley (at Chicago)	105	(L)
J 26	86	Jacksonville	89	(L)
J 28	82	at Michigan State	93	(L)
F 2	77	Michigan	101	(L)
F 9	67	at Indiana	107	(L)
F 11	61	at Minnesota	80	(L)
F 16	75	at Northwestern	86	(L)
F 18	83	Indiana	101	(L)
F 23	91	Iowa	84	(W)
F 25	52	Minnesota	72	(L)
M 2	83	at Purdue	94	(L)
M 9	78	Ohio State	79	(L)

Big Ten: 10th place

1969-70 (15-9, 8-6)

Coach: Harv Schmidt
 Captains: Mike Price, Randy Crews
 Lineup: f Crews, f Miller, c Jackson, g Price, g Howat

D 2	83	Butler	67	(W)
D 6	81	at Georgia	70	(W)
D 8	91	DePauw	57	(W)
D 13	57	Creighton	51	(W)
D 18	82	Detroit	65	(W)
D 20	66	Wichita State (at Chicago)	63	(W)
D 27	58	at Washington State	59	(L)
D 29	86	Michigan St. (at Portland, OR)	77	(W)
D 30	62	Southern Cal (at Portland, OR)	65	(L)
3	74	at Wisconsin	69	(W)
6	94	Indiana	74	(W)
10	77	Ohio State	59	(W)
13	101	at Northwestern	80	(W)
17	75	at Michigan	73	(W)
31	83	Notre Dame (at Chicago)	86	(L)
3	65	Wisconsin	66	(L)
7	73	at Minnesota	82	(L)
14	49	at Purdue	83	(L)
17	81	Iowa	83	(L)
21	81	Purdue	88	(L)
24	74	at Michigan State	67	(W)
28	75	Minnesota	73	(W)
13	85	at Indiana	75	(W)
17	76	Michigan State	81	(L)

Big Ten: 3rd place (t)

1970-71 (11-12, 5-9)

Coach: Harv Schmidt
 Captains: Rick Howat, Fred Miller
 Lineup: f Weatherspoon, f Miller, c Jackson and Conner, g Howat, g Krelle

D 1	113	Butler	102	(W)
D 5	72	Oklahoma	74	(L)
D 8	96	Vanderbilt	79	(W)
D 12	78	at Iowa State	63	(W)
D 14	82	Northern Michigan	70	(W)
D 26	76	Villanova (at Honolulu)	89	(L)
D 30	78	St. Louis (at Honolulu)	60	(W)
9	89	Michigan State	61	(W)
12	84	Wisconsin	82	(W)
16	69	at Michigan State	67	(W)
29	68	Southern Cal (at Chicago)	81	(L)
30	69	Notre Dame (at Chicago) (OT)	66	(W)
2	84	at Iowa	92	(L)
6	93	Minnesota	78	(W)
13	72	at Ohio State	92	(L)
F 16	70	Purdue	73	(L)
F 20	86	Indiana	88	(L)
F 23	84	at Wisconsin	88	(L)

Gene Bartow (1 year, 8-18)



Brought to Illinois to continue the magical rebuilding jobs he had undertaken at Valparaiso and Memphis State, Gene Bartow was counted on by Athletic Director Cecil Coleman to restore the successful level of play fans had become accustomed to in the past few decades. However, Bartow's stay in Champaign was short-lived, lasting only one year and producing an 8-18 record. The lure away from Illinois was a strong one for Bartow; he was hired away by UCLA to replace legendary Bruin coach John Wooden.



All-Time Year-by-Year Scores

1974-75 (8-18, 4-14)

Coach: Gene Bartow

Captain: Rick Schmidt

Lineup: f Schmidt, f Matthews, c Washington and Carmichael, g Tucker, g Williams

D 3	69	Valparaiso	58	(W)
D 7	96	DePauw	53	(W)
D 9	77	at Iowa State	71	(W)
D 13	66	at Arizona	78	(L)
D 14	69	at Arizona State	91	(L)
D 27	76	Stanford (at Albuquerque, NM)	89	(W)
D 28	79	Army (at Albuquerque, NM)	70	(W)
J 2	84	Michigan	86	(L)
J 4	70	at Iowa	95	(L)
J 6	47	at Minnesota	75	(L)
J 11	64	Northwestern	60	(W)
J 13	72	Wisconsin	56	(W)
J 18	67	Purdue	86	(L)
J 23	69	Tulane	81	(L)
J 25	66	at Ohio State	62	(W)
J 27	57	at Indiana	73	(L)
F 1	60	Michigan State	75	(L)
F 3	50	Minnesota	56	(L)
F 8	47	at Northwestern	51	(L)
F 10	70	at Wisconsin	76	(L)
F 15	91	at Purdue	114	(L)
F 22	83	Ohio State	78	(W)
F 24	89	Indiana	112	(L)
M 1	82	at Michigan State	96	(L)
M 3	75	at Michigan	77	(L)
M 8	70	Iowa	73	(L)

Big Ten: 9th place (t)

Lou Henson (21 years, 423-224)



Lou Henson, the all-time winningest coach in Illinois basketball history, came to Champaign-Urbana after successful head coaching stints at Hardin-Simmons and New Mexico State Universities. He finished his career No. 12 on the NCAA all-time victory list with 663 wins. Illinois became a national power under Henson, being selected to the NCAA tournament 11 times. The highlight of the postseason competition came in 1989 when the spectacular Flying Illini team won a school-record 31 contests and advanced to the Final Four. Henson's Illini were also seeded among the top four in their regional for six consecutive years (1984-89) for the second-longest such streak (next to North Carolina) ever. Illinois finished in the upper division in the Big Ten nine consecutive seasons (1983-91), and had 11 straight years of producing a plus-500 Big Ten record from 1981 to 1991, the fifth-longest streak of that kind in Big Ten history. Henson led the Illini to a 1984 Big Ten co-championship and No. 1 national ranking in 1989. He coached Illinois to nine straight 20-win seasons from 1983 to 1991 and finished his career as the third-winningest coach in Big Ten history with 214 victories.

1975-76 (14-13, 7-11)

Coach: Lou Henson

Captain: Appointed each game

Lineup: f Adams, f Matthews, c Washington, g Williams, g Tucker, g Leighty

N 28	60	at Nebraska	58	(W)
D 1	73	Kent State	54	(W)
D 4	67	Missouri-Rolla	65	(W)
D 6	67	New Mexico	66	(W)
D 8	90	North Dakota State	73	(W)
D 11	73	at Furman	75	(L)
D 13	58	at Southern Cal	62	(L)
D 20	66	Arizona	60	(W)
D 22	106	Rice	64	(W)
J 3	60	at Iowa	84	(L)
J 8	68	at Minnesota	77	(L)
J 10	74	Northwestern	69	(W)
J 12	71	Wisconsin	61	(W)
J 17	55	Indiana	83	(L)
J 19	63	at Ohio State	64	(L)
J 24	63	Michigan State	74	(L)
J 26	76	Michigan	75	(W)
J 31	71	Purdue	63	(W)
F 2	62	Minnesota	72	(L)
F 7	61	at Northwestern	55	(W)
F 9	70	at Wisconsin	59	(W)
F 14	48	at Indiana	58	(L)
F 16	91	Ohio State	73	(W)
F 21	59	at Michigan State	69	(L)

F 23	75	at Michigan	90	(L)
F 28	62	at Purdue	81	(L)
M 6	70	Iowa	82	(L)

Big Ten: 7th place (t)

1976-77 (16-14, 8-10)

Coach: Lou Henson

Captain: Audie Matthews

Lineup: f Cobb, f Leighty, f Ferdinand, c Adams, g Matthews, g Lanter

N 26	68	at St. Louis	65	(W)
D 3	75	at Missouri	76	(L)
D 4	54	St. Louis (at Columbia, MO)	46	(W)
D 8	84	San Jose State	70	(W)
D 11	67	Nebraska	63	(W)
D 13	72	Cleveland State	70	(W)
D 17	67	Cal Poly-San Luis Obispo	65	(W)
D 18	80	Arizona State	74	(W)
D 27	66	Houston (at Honolulu)	69	(L)
D 29	73	William & Mary (at Honolulu)	64	(W)
D 30	52	St. John's (NY) (at Honolulu)	56	(L)
J 1	70	at Long Beach State	84	(L)
J 6	89	at Ohio State	72	(W)
J 8	60	at Indiana	80	(L)
J 13	69	Minnesota	83	*(W)
J 15	81	Iowa (OT)	84	(L)
J 20	58	at Michigan State	67	(L)
J 22	61	at Michigan	66	(L)
J 24	71	Northwestern	68	(W)
J 29	63	at Purdue	66	(L)
F 3	82	Wisconsin	72	(W)
F 5	71	Purdue	70	(W)
F 10	65	at Northwestern	63	(W)
F 12	50	at Wisconsin	62	(L)
F 17	73	Indiana	69	(W)
F 19	60	Ohio State	64	(L)
F 24	64	at Iowa	76	(L)
F 26	70	at Minnesota	72	*(W)
M 3	72	Michigan	87	(L)
M 5	61	Michigan State	62	(L)

*Later forfeited to Illinois

Big Ten: 6th place

1977-78 (13-14, 7-11)

Coach: Lou Henson

Captain: Audie Matthews

Lineup: f Bresnahan, f Cobb, c Adams, g Matthews, g Gray

N 25	64	North Carolina-Charlotte	68	(L)
N 28	113	Arizona	107	(W)
D 1	82	Southern Cal	59	(W)
D 3	84	at South Carolina	68	(W)
D 6	96	Missouri	85	(W)
D 16	81	Brigham Young	74	(W)
D 28	75	Washington St. (at Portland)	82	(L)
D 29	86	Oregon (at Portland)	80	(W)
D 30	68	Washington (at Portland)	81	(L)
J 5	85	at Purdue	95	(L)
J 7	65	at Indiana	64	(W)
J 12	70	Michigan State	82	(L)
J 14	65	Michigan	61	(W)
J 19	66	at Minnesota	70	(L)
J 21	73	Northwestern	64	(W)
J 26	70	at Iowa	61	(W)
J 30	84	Ohio State	87	(L)
F 2	74	Wisconsin	71	(W)
F 4	65	at Ohio State	70	(L)
F 9	61	at Northwestern	72	(L)
F 11	73	at Wisconsin	80	(L)
F 16	69	Minnesota	75	(L)



All-Time Year-by-Year Scores

F 18	77	Iowa	76	(W)
F 23	96	at Michigan	107	(L)
F 25	67	at Michigan State	89	(L)
M 2	68	Indiana	77	(L)
M 4	67	Purdue	66	(W)

Big Ten: 7th place

1978-79 (19-11, 7-11)

Coach: Lou Henson

Captain: Larry Lubin

Lineup: f Johnson, f Smith, f Bresnahan, c Holcomb, g Judson

N 24	109	Texas-Arlington	74	(W)
N 28	81	Denver	57	(W)
D 2	65	at Tulane	60	(W)
D 5	69	at Missouri	57	(W)
D 8	64	South Carolina	57	(W)
D 9	86	Centenary	60	(W)
D 16	82	at Kent State	44	(W)
D 22	64	Syracuse (at Lexington, KY)	61	(W)
D 23	71	Texas A&M (at Lexington, KY)	57	(W)
D 28	84	Western Michigan (at Anchorage, AK)	79	(W)
D 29	88	Ozarks (at Anchorage, AK)	82	(W)
D 30	92	at Alaska (Anchorage, AK)	80	(W)
J 4	65	Indiana	61	(W)
J 6	74	at Northwestern	56	(W)
J 11	57	Michigan State	55	(W)
J 13	66	Ohio State (OT)	69	(L)
J 18	81	at Wisconsin	74	(W)
J 20	57	Purdue	69	(L)
J 25	52	at Iowa	58	(L)
J 27	54	Michigan	56	(L)
F 1	67	Minnesota	57	(W)
F 3	65	at Michigan	74	(L)
F 8	65	at Purdue	71	(L)
F 10	59	at Minnesota	57	(W)
F 15	81	Wisconsin	64	(W)
F 17	53	Iowa	67	(L)
F 22	55	at Ohio State	73	(L)
F 24	62	at Michigan State	76	(L)
M 1	64	Northwestern	71	(L)
M 3	60	Indiana	72	(L)

Big Ten: 7th place

1979-80 (22-13, 8-10)

Coach: Lou Henson

Captains: Levi Cobb, Neil Bresnahan

Lineup: f Johnson, f Smith, c Griffin, g Gray, g Range, g Judson

N 30	86	at Brigham Young	76	(W)
D 4	66	Missouri (OT)	67	(L)
D 6	74	Kent State	65	(W)
D 8	77	Long Beach State	60	(W)
D 10	79	at Texas Christian	64	(W)
D 11	91	Missouri-St. Louis	65	(W)
D 14	94	Kentucky State	65	(W)
D 15	47	Illinois State	40	(W)
D 22	78	Marquette	80	(L)
D 28	75	Army (at Honolulu)	48	(W)
D 29	77	Louisville (at Honolulu)	64	(W)
D 30	94	at Hawaii	82	(W)
J 3	71	Iowa	72	(L)
J 5	81	Northwestern	71	(W)
J 10	66	at Purdue	74	(L)
J 12	75	at Minnesota	79	(L)
J 17	80	Michigan	69	(W)
J 19	69	at Wisconsin	64	(W)
J 24	76	Ohio State	79	(L)
J 26	74	Michigan State	65	(W)

J 31	54	at Indiana	60	(L)
F 2	59	at Michigan State	68	(L)
F 7	67	Wisconsin	50	(W)
F 9	89	Indiana	68	(W)
F 14	76	at Michigan	78	(L)
F 16	57	at Ohio State	71	(L)
F 21	60	Minnesota (OT)	58	(W)
F 23	69	Purdue	72	(L)
F 28	90	at Northwestern	66	(W)
M 1	71	at Iowa	75	(L)

National Invitation Tournament

M 5	105	Loyola (Chicago)	87	(W)
M 10	75	Illinois State	65	(W)
M 13	65	Murray State	63	(W)
M 17	63	Minnesota (at New York)	65	(L)
M 19	84	Nevada-Las Vegas (at New York)	74	(W)

Big Ten: 6th place (t)

1980-81 (21-8, 12-6)

Coach: Lou Henson

Captains: Derek Holcomb, Eddie Johnson, Mark Smith

Lineup: f Johnson, f Smith, c Holcomb, g Range, g Harper

N 29	98	Loyola Marymount	65	(W)
D 6	87	Texas Christian	55	(W)
D 10	84	Missouri (at St. Louis)	62	(W)
D 13	69	at Marquette	68	(W)
D 19	75	Brigham Young (at Knoxville)	80	(L)
D 20	106	Iona (at Knoxville)	84	(W)
D 26	84	Ohio University	54	(W)
D 27	93	Oklahoma	63	(W)
J 3	104	Southern Illinois-Edwards	68	(W)
J 8	88	at Northwestern	64	(W)
J 10	61	at Indiana	78	(L)
J 15	87	Purdue	65	(W)
J 17	80	Minnesota	76	(W)
J 22	76	at Michigan (OT)	80	(L)
J 24	45	Wisconsin	54	(L)
J 29	71	at Michigan State	70	(W)
J 31	79	Iowa	66	(W)
F 5	82	Ohio State	63	(W)
F 7	66	at Iowa	72	(L)
F 12	84	at Wisconsin	65	(W)
F 14	63	at Ohio State	57	(W)
F 19	67	Michigan	64	(W)
F 21	82	Michigan State	62	(W)
F 26	59	at Minnesota	76	(L)
F 28	81	at Purdue	70	(W)
M 5	66	Indiana	69	(L)
M 7	98	Northwestern	76	(W)

NCAA West Regional

M 14	67	Wyoming (at Los Angeles)	65	(W)
M 19	52	Kansas St. (at Salt Lake City)	57	(L)

Big Ten: 3rd place

1981-82 (18-11, 10-8)

Coach: Lou Henson

Captains: James Griffin, Perry Range, Craig Tucker

Lineup: f Leonard, f/g Range, c Griffin, g Tucker, g Harper

N 28	87	at Loyola (Chicago) (OT)	83	(W)
D 5	55	Kansas State	49	(W)
D 8	68	Missouri (at St. Louis) (OT)	78	(L)
D 11	72	Army	37	(W)
D 12	76	Texas A&M	63	(W)
D 19	53	St. Louis	43	(W)
D 22	90	North Dakota State	61	(W)
D 28	56	Bowling Green (at Toledo, OH)	51	(W)
D 29	51	at Toledo	71	(L)
J 7	60	at Northwestern	50	(W)

J 9	50	at Iowa	56	(L)
J 14	50	Ohio State (OT)	51	(L)
J 16	55	Michigan State	51	(W)
J 21	53	Indiana	54	(L)
J 23	64	at Minnesota	57	(W)
J 28	63	at Purdue	48	(W)
J 30	79	Michigan	61	(W)
F 4	88	Wisconsin	54	(W)
F 6	53	at Michigan	58	(L)
F 11	60	at Indiana	73	(L)
F 13	68	at Wisconsin	60	(W)
F 18	44	Purdue	52	(L)
F 20	77	Minnesota	65	(W)
F 25	47	at Michigan State	56	(L)
F 27	53	at Ohio State	63	(L)
M 4	73	Iowa (OT)	67	(W)
M 6	85	Northwestern	65	(W)

National Invitation Tournament

M 10	126	Long Island	78	(W)
M 15	58	Dayton	61	(L)

Big Ten: 6th place

1982-83 (21-11, 11-7)

Coach: Lou Henson

Captains: Kevin Bontemps, Derek Harper, Bryan Leonard


Lineup: f Winters, f Welch, c Leonard, g Harper, g Douglas

N 26	47	Vanderbilt (at Anchorage, AK)	58	(L)
N 27	72	Texas A&M (at Anchorage, AK)	70	(W)
N 28	68	Florida (at Anchorage, AK)	55	(W)
D 2	94	Valparaiso	59	(W)
D 4	75	Western Michigan	59	(W)
D 8	59	at Kansas State	55	(W)
D 11	57	at Kentucky	76	(L)
D 13	79	Vanderbilt	77	(W)
D 17	79	Southern Illinois-Carbondale	61	(W)
D 18	67	Illinois State	60	(W)
D 23	75	at Oklahoma	101	(L)
D 31	73	Loyola (Chicago)	72	(W)
J 3	74	Iowa State (at Rosemont, IL)	57	(W)
J 6	49	at Minnesota	75	(L)
J 8	61	at Wisconsin	54	(W)
J 13	55	Indiana	69	(L)
J 15	63	Ohio State	55	(W)
J 19	62	at Purdue	63	(L)
J 27	78	at Michigan State	71	(W)
J 29	87	at Michigan	74	(W)
F 3	62	Iowa	61	(W)
F 5	78	Northwestern	62	(W)
F 10	55	at Northwestern	58	(L)
F 12	66	at Iowa	68	(L)
F 17	91	Michigan	71	(W)
F 19	69	Michigan State	61	(W)
F 23	54	Purdue	56	(L)
M 3	74	at Ohio State	73	(W)
M 5	55	at Indiana	67	(L)
M 10	71	Wisconsin	64	(W)
M 13	70	Minnesota	67	(W)

NCAA West Regional

M 17	49	Utah (at Boise, ID)	52	(L)
------	----	---------------------	----	-----

Big Ten: 2nd place (t)



All-Time Year-by-Year Scores

1983-84 (26-5, 15-3)

Coach: Lou Henson

Captain: Quinn Richardson

Lineup: f Winters, f Altenberger, c Montgomery, g Douglas, g Richardson

N 25	99	Utah (at Rosemont, IL)	65	(W)
N 26	70	Loyola (Chicago) (at Rosemont, IL)	53	(W)
D 2	65	Western Illinois	49	(W)
D 3	78	Southern Mississippi	47	(W)
D 6	69	at Vanderbilt	55	(W)
D 10	74	West Texas State	58	(W)
D 12	74	Loyola (Chicago)	69	(W)
D 21	78	Cal. State-Northridge	57	(W)
D 24	54	Kentucky	56	(L)
D 28	66	Missouri (at St. Louis)	60	(W)
J 5	80	Minnesota	53	(W)
J 7	63	at Wisconsin (OT)	62	(W)
J 11	68	at Indiana (OT)	73	(L)
J 14	55	at Ohio State	53	(W)
J 21	76	Purdue	52	(W)
J 26	46	Michigan State	40	(W)
J 28	75	Michigan (4OT)	66	(W)
F 2	54	at Iowa (2OT)	52	(W)
F 4	71	at Northwestern	52	(W)
F 8	73	Northwestern	49	(W)
F 12	73	Iowa	53	(W)
F 16	60	at Michigan	62	(L)
F 19	70	at Michigan State	53	(W)
F 25	55	at Purdue	59	(L)
M 1	73	Ohio State	58	(W)
M 4	70	Indiana	53	(W)
M 8	53	at Minnesota	41	(W)
M 10	81	Wisconsin	57	(W)
NCAA Midwest Regional				
M 18	64	Villanova (at Milwaukee)	56	(W)
M 22	72	Maryland (at Lexington, KY)	70	(W)
M 24	51	Kentucky (at Lexington, KY)	54	(L)
Big Ten: 1st place (t)				

1984-85 (26-9, 12-6)

Coach: Lou Henson

Captain: George Montgomery

Lineup: f Welch, f Winters, c Montgomery, c Meents, g Altenberger, g Douglas

N 18	81	Oklahoma (at Springfield, MA)	64	(W)
N 23	64	Idaho State (at Anchorage, AK)	44	(W)
N 24	52	Alabama-Birmingham	59	(L)
N 25	75	Oregon (at Anchorage, AK) (3OT)	72	(W)
N 28	81	Chicago State	63	(W)
D 1	73	Oklahoma	70	(W)
D 4	92	Cal State-Chico	47	(W)
D 6	65	Missouri (at St. Louis)	50	(W)
D 7	72	Columbia	48	(W)
D 8	93	New Mexico State	55	(W)
D 15	83	South Carolina State	47	(W)
D 18	87	Cincinnati (at Rosemont, IL)	65	(W)
D 22	62	Loyola (Chicago) (at Rosemont, Ill.)	63	(L)
J 3	58	at Minnesota	60	(L)
J 5	60	at Iowa	64	(L)
J 10	64	Michigan (OT)	58	(W)
J 12	75	Michigan State	63	(W)
J 17	78	at Wisconsin	67	(W)
J 19	55	at Northwestern	43	(W)

J 23	84	Ohio State	66	(W)
J 27	52	Indiana	41	(W)
J 30	34	at Purdue	54	(L)
F 3	77	at Houston	76	(W)
F 7	56	at Michigan State	64	(L)
F 9	45	at Michigan	57	(L)
F 14	64	Northwestern	42	(W)
F 16	68	Wisconsin	49	(W)
F 21	66	at Indiana	50	(W)
F 23	64	at Ohio State	72	(L)
M 2	86	Purdue	43	(W)
M 7	59	Iowa (OT)	53	(W)
M 9	82	Minnesota	56	(W)
NCAA East Regional				
M 15	76	Northeastern (at Atlanta)	57	(W)
M 17	74	Georgia (at Atlanta)	58	(W)
M 21	53	Georgia Tech (at Providence, RI)	61	(L)
Big Ten: 2nd place				

1985-86 (22-10, 11-7)

Coach: Lou Henson

Captains: Bruce Douglas, Efreem Winters

Lineup: f Norman, f Welch, c Winters, c Meents, g Douglas, g Wysinger, g Blackwell

N 26	95	Loyola (Chicago)	64	(W)
N 29	72	Hawaii-Loa (at Honolulu)	45	(W)
N 30	57	Oklahoma (at Honolulu)	59	(L)
D 4	84	Wisconsin-Green Bay	34	(W)
D 6	79	Eastern Kentucky	56	(W)
D 7	115	Utah State	64	(W)
D 10	51	at Tennessee	54	(L)
D 14	102	Houston	92	(W)
D 21	67	Missouri (at St. Louis)	55	(W)
D 23	95	Howard	61	(W)
D 30	64	Iowa State (at Rosemont, IL)	62	(W)
J 2	76	Minnesota	57	(W)
J 4	59	Iowa	60	(L)
J 8	59	at Michigan	61	(L)
J 12	51	at Michigan State	58	(L)
J 16	73	Wisconsin	54	(W)
J 18	72	Northwestern	46	(W)
J 23	67	at Ohio State	65	(W)
J 25	69	at Indiana	71	(L)
F 2	80	Purdue	68	(W)
F 6	80	Michigan State	84	(L)
F 8	83	Michigan (OT)	79	(W)
F 13	75	at Northwestern	52	(W)
F 15	82	at Wisconsin	74	(W)
F 20	60	Indiana	61	(L)
F 22	66	Ohio State	62	(W)
F 27	81	at Purdue	72	(W)
M 1	59	at Georgia Tech	57	(W)
M 6	53	at Iowa	57	(L)
M 8	73	at Minnesota	64	(W)
NCAA Southeast Regional				
M 14	75	Fairfield (at Charlotte, NC)	51	(W)
M 16	56	Alabama (at Charlotte, NC)	58	(L)
Big Ten: 4th place (t)				

1986-87 (23-8, 13-5)

Coach: Lou Henson

Captains: Doug Altenberger, Ken Norman, Tony Wysinger

Lineup: f Norman, f Hamilton, c Kujawa, g Altenberger, g Wysinger, g Blackwell

N 28	67	N. Mexico St. (at Laie, HI)	65	(W)
N 29	69	Duke (at Laie, HI)	62	(W)
D 4	92	Chicago State	78	(W)
D 6	99	at Pittsburgh	97	(W)
D 8	85	Eastern Illinois	51	(W)

D 12	92	Baylor	68	(W)
D 13	81	Princeton	55	(W)
D 20	77	at North Carolina	90	(L)
D 23	92	Missouri (at St. Louis)	74	(W)
D 27	82	at Loyola (Chicago)	83	(L)
J 3	95	Michigan	84	(W)
J 5	79	Michigan State	72	(W)
J 8	68	at Wisconsin	66	(W)
J 10	76	at Northwestern	69	(W)
J 14	88	Iowa (OT)	91	(L)
J 17	80	Minnesota	58	(W)
J 22	86	at Purdue (OT)	87	(L)
J 24	82	Arizona	63	(W)
J 28	66	at Indiana	69	(L)
J 31	69	Colorado	65	(W)
F 2	82	at Ohio State	65	(W)
F 5	72	Northwestern	43	(W)
F 7	99	Wisconsin	74	(W)
F 12	79	at Minnesota	67	(W)
F 14	61	at Iowa	66	(L)
F 23	75	Purdue (OT)	76	(L)
F 25	93	Ohio State	70	(W)
M 1	69	Indiana	67	(W)
M 4	89	at Michigan	75	(W)
M 7	77	at Michigan State	64	(W)
NCAA Southeast Regional				
M 12	67	Austin Peay (at Birmingham, AL)	68	(L)
Big Ten: 4th place (t)				


1987-88 (23-10, 12-6)

Coach: Lou Henson

Captains: Glynn Blackwell, Jens Kujawa

Lineup: f Anderson, f Battle, c Kujawa, g Gill, g Bardo, g Blackwell

N 27	73	Baylor (at Maui, HI)	50	(W)
N 28	76	Villanova (at Maui, HI)	78	(L)
N 29	81	Kansas (at Maui, HI)	75	(W)
D 2	86	Chicago State	57	(W)
D 5	111	Mississippi Valley State	73	(W)
D 8	100	Austin Peay	62	(W)
D 11	109	Illinois-Chicago	53	(W)
D 12	107	Auburn (OT)	103	(W)
D 19	74	North Carolina	85	(L)
D 22	75	Missouri (at St. Louis)	63	(W)
D 30	86	Colorado (at Denver)	68	(W)
J 4	68	Purdue	81	(L)
J 7	65	at Minnesota (OT)	61	(W)
J 9	77	Michigan State	62	(W)
J 16	80	at Wisconsin	65	(W)
J 17	103	Tennessee	79	(W)
J 21	79	at Iowa	93	(L)
J 23	79	Northwestern	48	(W)
J 28	64	at Michigan	76	(L)
J 30	70	at Arizona	78	(L)
F 4	60	at Ohio State	64	(L)
F 6	74	Indiana	75	(L)
F 11	86	Minnesota	50	(W)
F 13	83	at Michigan State	65	(W)
F 17	118	Ohio State	86	(W)
F 21	85	Wisconsin	65	(W)
F 25	79	at Purdue	93	(L)
F 29	75	at Indiana	65	(W)
M 6	94	Iowa	81	(W)
M 9	85	Michigan	74	(W)
M 12	79	at Northwestern	74	(W)
NCAA Southeast Regional				
M 18	81	Texas-San Antonio (at Cincinnati)	72	(W)
M 20	63	Villanova (at Cincinnati)	66	(L)
Big Ten: 3rd place (t)				



All-Time Year-by-Year Scores

1988-89 (31-5, 14-4)

Coach: Lou Henson
 Captains: Kenny Battle, Lowell Hamilton
 Lineup: f Anderson, f Battle, f Liberty, c Hamilton, g Gill, g Bardo

N 26	85	Illinois-Chicago	59	(W)
N 29	86	Metro State	55	(W)
D 3	91	Mississippi	79	(W)
D 6	97	Florida	67	(W)
D 9	112	Duquesne	81	(W)
D 10	107	Arkansas-Little Rock	88	(W)
D 17	105	Tennessee Tech	77	(W)
D 19	87	Missouri (at St. Louis)	84	(W)
D 22	127	at Louisiana State	100	(W)
D 28	85	Tulsa (at Honolulu)	58	(W)
D 29	80	Georgia Tech (at Honolulu)	75	(W)
D 30	96	at Hawaii	87	(W)
F 7	71	Michigan State	54	(W)
F 12	103	Wisconsin	80	(W)
F 14	96	Michigan	84	(W)
F 19	75	at Northwestern	70	(W)
F 22	103	Georgia Tech (2OT)	92	(W)
F 26	62	at Minnesota	69	(L)
F 28	75	Indiana	65	(W)
F 2	72	at Purdue	76	(L)
F 5	82	at Iowa	86	(L)
F 9	62	Ohio State	60	(W)
F 11	86	Northwestern	69	(W)
F 16	75	at Michigan State	56	(W)
F 18	52	at Wisconsin	72	(L)
F 20	102	Purdue	75	(W)
F 26	94	at Ohio State	71	(W)
M 2	63	Minnesota	58	(W)
M 5	70	at Indiana	67	(W)
M 8	118	Iowa	94	(W)
M 11	89	at Michigan	73	(W)

NCAA Midwest Regional

M 16	77	McNeese St. (at Indianapolis)	71	(W)
M 18	72	Ball State (at Indianapolis)	60	(W)
M 24	83	Louisville (at Minneapolis)	69	(W)
M 26	89	Syracuse (at Minneapolis)	86	(W)

NCAA Final Four

A 1	81	Michigan (at Seattle)	83	(L)
-----	----	-----------------------	----	-----

Big Ten: 2nd place

F 11	79	at Michigan	93	(L)
F 14	88	Northwestern	74	(W)
F 17	63	at Michigan State	70	(L)
F 21	90	Purdue	78	(W)
F 26	80	at Ohio State	86	(L)
M 4	118	Iowa	85	(W)
M 11	69	at Indiana	63	(W)

NCAA Midwest Regional

M 15	86	Dayton (at Austin, TX)	88	(L)
------	----	------------------------	----	-----

Big Ten: 4th place (t)

1990-91 (21-10, 11-7)

Coach: Lou Henson
 Captains: Andy Kpedi, Larry Smith
 Lineup: f Thomas, f Kaufmann, c Kpedi, g Smith, g Clemons

N 23	103	at American-Puerto Rico	84	(W)
N 24	73	Nebraska (at San Juan)	100	(L)
N 25	80	Old Dominion (at San Juan)	62	(W)
N 29	60	Illinois-Chicago	71	(L)
D 1	106	Eastern Illinois	87	(W)
D 3	120	Wisconsin-Milwaukee (2OT)	116	(W)
D 5	68	at Penn State	78	(L)
D 7	112	Oregon State	78	(W)
D 8	85	Georgia Southern	67	(W)
D 15	83	Arkansas-Little Rock	72	(W)
D 19	84	Missouri (at St. Louis)	81	(W)
D 22	102	Louisiana State	96	(W)
D 29	84	at Memphis State	75	(W)
J 2	74	at Indiana	109	(L)
J 5	63	Purdue	61	(W)
J 10	67	Minnesota	66	(W)
J 17	68	Michigan State	71	(L)
J 19	55	at Ohio State	89	(L)
J 26	72	at Michigan	67	(W)
J 28	53	Iowa	50	(W)
F 2	70	Wisconsin	62	(W)
F 4	73	Northwestern	59	(W)
F 6	59	at Purdue	56	(W)
F 10	94	at Minnesota	74	(W)
F 16	58	at Michigan State	62	(L)
F 20	64	Ohio State	73	(L)
F 23	79	at Iowa	74	(W)
F 28	68	Michigan	65	(W)
M 2	91	at Northwestern	81	(W)
M 6	77	at Wisconsin	85	(L)
M 10	58	Indiana	70	(L)

Big Ten: 3rd place (t)

1991-92 (13-15, 7-11)

Coach: Lou Henson
 Captains: Tom Michael, Deon Thomas
 Lineup: f Michael, f Pierce and Bennett, c Thomas, g Wheeler, g Clemons

N 25	60	Penn State	65	(L)
N 30	95	Northeast Louisiana	70	(W)
D 3	78	Tennessee State	56	(W)
D 6	69	Hawaii	64	(W)
D 7	76	Washington	55	(W)
D 10	56	at Temple	92	(L)
D 21	84	Maryland-Baltimore	71	(W)
D 23	44	Missouri (at St. Louis)	61	(L)
D 30	94	at Illinois-Chicago (OT)	87	(W)
J 4	66	Connecticut	70	(L)
J 8	74	Purdue (OT)	72	(W)
J 11	75	at Michigan State	77	(L)
J 15	69	at Iowa	74	(L)
J 18	61	Michigan	68	(L)
J 22	74	Wisconsin	67	(W)
J 25	53	at Minnesota	54	(L)

J 30	72	Ohio State	74	(L)
F 1	43	at Northwestern	46	(L)
F 4	65	Indiana	76	(L)
F 11	76	at Purdue (OT)	71	(W)
F 15	74	Minnesota	58	(W)
F 20	78	at Wisconsin	92	(L)
F 23	77	Iowa (OT)	72	(W)
F 26	92	Northwestern	65	(W)
M 1	70	at Indiana	76	(L)
M 7	80	Michigan State	71	(W)
M 11	70	at Ohio State	82	(L)
M 14	59	at Michigan	68	(L)

Big Ten: 8th place

1992-93 (19-13, 11-7)

Coach: Lou Henson
 Captains: Tom Michael, Deon Thomas
 Lineup: f Kaufmann, f Bennett, c Thomas, g Clemons, g Keene and Wheeler

N 25	86	Dayton (OT) (at Anchorage)	78	(W)
N 27	93	Vanderbilt (at Anchorage)	77	(W)
N 28	94	N. Mexico St. (at Anchorage)	95	(L)
D 3	70	Illinois-Chicago	68	(W)
D 5	88	Chicago State	61	(W)
D 11	85	Jackson State	81	(W)
D 12	58	Princeton	50	(W)
D 20	77	Mercer	58	(W)
D 23	65	Missouri (at St. Louis)	66	(L)
D 26	72	at Texas	89	(L)
D 29	58	Marquette	61	(L)
J 7	81	at Northwestern	71	(W)
J 9	52	at Michigan State	39	(W)
J 16	79	Indiana	83	(L)
J 21	82	Penn State	66	(W)
J 23	68	at Michigan	76	(L)
J 27	80	Wisconsin	72	(W)
J 30	86	at Ohio State	76	(W)
F 4	78	Iowa	77	(W)
F 6	82	Northwestern	67	(W)
F 10	83	Michigan State	80	(W)
F 13	79	Pittsburgh	95	(L)
F 17	72	at Indiana	93	(L)
F 20	74	at Penn State	66	(W)
F 25	78	Purdue (2OT)	70	(W)
F 28	66	at Wisconsin	74	(L)
M 3	65	at Minnesota	67	(L)
M 6	85	Ohio State	73	(W)
M 10	97	Michigan (OT)	98	(L)
M 13	53	at Iowa	63	(L)

NCAA West Regional

M 18	75	Long Beach St. (at Salt Lake City)	72	(W)
M 20	68	Vanderbilt (at Salt Lake City)	85	(L)

Big Ten: 3rd place (t)

1989-90 (21-8, 11-7)

Coach: Lou Henson
 Captains: Kendall Gill, Stephen Bardo
 Lineup: f Liberty, f Kaufmann, c Small and Jones, g Gill, g Bardo, g Bowman

N 28	83	at Mississippi	72	(W)
D 2	82	Chicago State	62	(W)
D 5	74	at Florida	69	(W)
D 8	93	Indiana State	59	(W)
D 9	96	Metro State	62	(W)
D 16	78	Temple	61	(W)
D 20	101	Missouri (at St. Louis)	93	(W)
D 23	71	Wisconsin-Green Bay	47	(W)
D 29	97	Grambling (at Chicago)	73	(W)
D 30	83	Memphis St. (at Chicago)	71	(W)
F 4	73	Wisconsin	59	(W)
F 6	74	at Minnesota	91	(L)
F 13	85	at Northwestern	78	(W)
F 15	70	Michigan	74	(L)
F 18	73	Michigan State	64	(W)
F 20	68	at Purdue	81	(L)
F 25	66	at Wisconsin	63	(W)
F 27	92	Ohio State	81	(W)
F 29	67	at Iowa	69	(L)
F 4	70	Indiana	65	(W)
F 8	99	Minnesota	72	(W)



All-Time Year-by-Year Scores

1993-94 (17-11, 10-8)

Coach: Lou Henson
Captains: Tom Michael, Deon Thomas, T.J. Wheeler
Lineup: f Wheeler, f Clark, c Thomas, g Garris, g Keene

D 1	99	LaSalle	73	(W)
D 4	101	Illinois-Chicago	80	(W)
D 7	65	at Marquette	74	(L)
D 10	110	Morehead State	75	(W)
D 11	108	American	84	(W)
D 18	121	Chicago State	52	(W)
D 20	79	Jackson State	63	(W)
D 22	107	Missouri (3OT) (at St. Louis)	108	(L)
J 2	83	Texas	78	(W)
J 8	74	at Michigan State	79	(L)
J 12	81	Northwestern	53	(W)
J 15	83	at Ohio State	75	(W)
J 19	105	Iowa	90	(W)
J 23	70	Michigan	74	(L)
J 25	56	at Wisconsin	66	(L)
J 30	88	Indiana	81	(W)
F 2	83	at Penn State	65	(W)
F 9	72	Michigan State	64	(W)
F 12	68	at Northwestern	79	(L)
F 15	80	Ohio State	68	(W)
F 19	69	at Iowa	83	(L)
F 22	70	at Michigan	79	(L)
F 27	76	Wisconsin	65	(W)
M 1	77	at Indiana	82	(L)
M 5	84	Penn State	59	(W)
M 9	90	Minnesota	75	(W)
M 13	77	at Purdue	87	(L)

NCAA Midwest Regional
M 18 77 Georgetown 84 (L)
(at Oklahoma City, OK)
Big Ten: 4th place (t)

1994-95 (19-12, 10-8)

Coach: Lou Henson
Captains: Robert Bennett & Shelly Clark
Lineup: f Hester, f Bennett, c Clark, g Garris, g Keene

N 25	89	at American-Puerto Rico	77	(W)
N 26	65	Charleston (at San Juan)	57	(W)
N 27	85	Virginia Tech (at San Juan)	75	(W)
D 3	65	Duke (at Chicago)	70	(L)
D 5	76	at Kansas State	69	(W)
D 9	71	Northeastern Illinois	53	(W)
D 10	59	Princeton	37	(W)
D 17	75	Illinois-Chicago	60	(W)
D 19	90	Mercer	66	(W)
D 22	58	Missouri (at St. Louis)	76	(L)
D 27	56	at Connecticut	71	(L)
D 29	86	Memphis	76	(W)
J 4	79	Ohio State	70	(W)
J 7	82	at Northwestern	55	(W)
J 10	62	at Purdue	58	(W)
J 14	78	Indiana	67	(W)
J 17	59	Michigan	69	(L)
J 21	66	at Minnesota	77	(L)
J 28	67	Michigan State	75	(L)
F 1	79	at Iowa	74	(W)
F 4	60	at Wisconsin	73	(L)
F 8	67	Penn State	58	(W)
F 11	104	Iowa (OT)	97	(W)

F 15	58	at Michigan State	68	(L)
F 22	94	Minnesota (OT)	88	(W)
F 26	51	at Michigan	63	(L)
M 2	85	at Indiana	89	(L)
M 4	56	Purdue	69	(L)
M 8	99	Northwestern	57	(W)
M 11	82	at Ohio State	63	(W)

NCAA East Regional
M 17 62 Tulsa (at Albany, NY) 68 (L)
Big Ten: 5th place (t)

1995-96 (18-13, 7-11)

Coach: Lou Henson
Captains: Richard Keene, Kiwane Garris, Jerry Hester
Lineup: f Hester, f Notree & Gandy, c Gee, g Garris, g Keene

N 25	83	Texas-San Antonio	80	(W)
N 28	89	Eastern Illinois	57	(W)
D 2	75	at Duke	65	(W)
D 4	82	Kansas State	56	(W)
D 8	89	Southeast Missouri State	70	(W)
D 9	97	Ball State	53	(W)
D 16	81	Illinois-Chicago	73	(W)
D 20	96	Missouri (at St. Louis) (OT)	85	(W)
D 23	83	California (at Chicago)	69	(W)
D 27	64	Syracuse (at Honolulu)	75	(L)
D 29	82	at Hawaii (OT)	81	(W)
D 30	85	N. Carolina St. (at Honolulu)	76	(W)
J 3	64	at Minnesota	69	(L)
J 6	58	Michigan State	68	(L)
J 9	68	at Michigan	83	(L)
J 13	71	Indiana	85	(L)
J 18	79	at Iowa	82	(L)
J 20	71	at Purdue	67	(W)
J 24	77	Ohio State	46	(W)
J 27	74	at Northwestern	62	(W)
F 3	56	Wisconsin	57	(L)
F 8	58	at Penn State	61	(L)
F 14	93	Northwestern	62	(W)
F 17	76	at Ohio State	74	(W)
F 20	71	Purdue	82	(L)
F 24	91	Iowa	86	(W)
F 28	64	at Indiana	76	(L)
M 3	73	Michigan	62	(W)
M 6	67	at Michigan State	77	(L)
M 9	66	Minnesota	67	(L)

National Invitation Tournament
M 13 69 Alabama 72 (L)
Big Ten: 9th place

Lon Kruger (2 years, 45-20)



Lon Kruger was named the 14th men's basketball coach at the University of Illinois on March 21, 1996, succeeding Lou Henson, who retired after 21 seasons at Illinois.

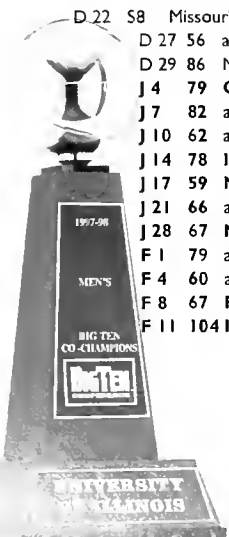
Kruger came to Champaign-Urbana after six seasons at Florida, where he led the Gators to their first Final Four in 1994. His previous head coaching experience includes a four year stint at his alma mater Kansas State (1987-90) and at Pan American (1983-86). In his second year at Illinois, Kruger led the Illini to a share of the Big Ten championship, the school's first since 1984. He has guided Illinois to consecutive NCAA Tournament appearances.

1996-97 (22-10, 11-7)

Coach: Lon Kruger
Captains: Kiwane Garris, Chris Gandy, Herb Caldwell
Lineup: f Gee, f Gandy, g Garris, g Heldman, g Turner

N 22	68	at Illinois-Chicago	63	(W)
N 25	92	Delaware State	51	(W)
N 29	73	Texas Christian (at Hilo, HI)	67	(W)
N 30	60	Louisville (at Hilo, HI)	70	(L)
D 1	92	Virginia Tech (at Hilo, HI)	68	(W)
D 3	88	at California (2OT)	89	(L)
D 6	84	Columbia	59	(W)
D 7	86	Tennessee State	73	(W)
D 11	94	Chicago State	57	(W)
D 14	91	Coppin State	55	(W)
D 21	79	UCLA (at Chicago)	63	(W)
D 28	85	Missouri (at St. Louis)	69	(W)
J 2	69	Purdue	75	(L)
J 4	72	at Ohio State	64	(W)
J 9	74	at Michigan	88	(L)
J 11	85	Penn State	70	(W)
J 14	96	Minnesota	90	(W)
J 22	66	at Michigan State	63	(W)
J 25	56	Wisconsin	73	(L)
J 29	65	at Iowa	82	(L)
F 2	78	at Indiana	74	(W)
F 5	70	Northwestern	58	(W)
F 9	66	Iowa	51	(W)
F 12	45	at Wisconsin	62	(L)
F 15	79	Michigan State	68	(W)
F 22	66	at Minnesota	67	(L)
F 25	87	at Penn State	65	(W)
M 2	70	Michigan	51	(W)
M 5	90	Ohio State	83	(W)
M 8	69	at Purdue	77	(L)

NCAA Southeast Regional
M 14 90 Southern Cal (at Charlotte, NC) 77 (W)
M 16 63 Tenn.-Chattanooga 75 (L)
(at Charlotte, NC)
Big Ten: 4th place (t)



All-Time Year-by-Year Scores

1997-98 (23-10, 13-3)

Coach: Lon Kruger
 Captains: Jerry Hester, Brian Johnson
 Lineup: f Gee, f Johnson, f Hester, g Heldman, g Turner

117	69	Bradley	59	(W)
121	82	Georgia Southern	53	(W)
124	71	Illinois-Chicago	70	(W)
127	70	Wichita State (at Bayamon)	57	(W)
128	57	#19 Louisville (at Bayamon)	58	(L)
129	66	St. John's (at Bayamon)	83	(L)
132	88	Texas-Pan American	60	(W)
136	51	at Saint Louis (TWA Dome)	57	(L)
138	88	Maine	69	(W)
143	71	#17 Clemson (at Chicago)	61	(W)
150	105	Texas	80	(W)
153	69	Missouri (at St. Louis)	75	(L)
160	69	at #9 UCLA	74	(L)
163	74	Indiana	72	(W)
168	76	at #11 Iowa	64	(W)
170	59	at Northwestern	44	(W)
173	58	#9 Purdue	68	(L)
177	64	at Michigan State	68	(L)
181	62	Wisconsin	48	(W)
185	64	#16 Michigan	53	(W)
188	66	at Ohio State	62	(W)
191	77	at Penn State	71	(W)
194	68	Minnesota	56	(W)
197	53	at Wisconsin (OT)	47	(W)
202	84	#13 Michigan State	63	(W)
204	72	at #8 Purdue	75	(L)
208	69	Northwestern	57	(W)
212	79	Iowa	72	(W)
214	82	at Indiana	72	(W)
Big Ten Tournament				
216	66	Wisconsin (at Chicago)	61	(W)
217	47	#9 Purdue	68	(L)
NCAA West Regional				
2112	64	South Alabama	51	(W)
2114	61	#20 Maryland	67	(L)
Big Ten: 1st place (t)				



Records vs. Opponents

Opponent	Games Won	Lost	Home	Away*	
A Alabama	2	1	1	1-0	0-1
Alabama-Birmingham	1	0	1	0-0	0-1
Alaska-Anchorage	1	1	0	0-0	1-0
Ames	1	1	0	0-0	1-0
American	1	1	0	1-0	0-0
American-Puerto Rico	2	2	0	0-0	2-0
Arizona	5	3	2	2-0	1-2
Arizona State	3	2	1	1-0	1-1
Arkansas	1	1	0	1-0	0-0
Arkansas Athletic Club	1	1	0	1-0	0-0
Arkansas-Little Rock	2	2	0	2-0	0-0
Army	5	3	2	1-0	2-2
Auburn	1	1	0	1-0	0-0
Augustana	2	2	0	0-0	2-0
Austin Peay	2	1	1	1-0	0-1
B Ball State	2	2	0	1-0	1-0
Baylor	2	2	0	1-0	1-0
Beaumont YMCA	1	1	0	0-0	1-0
Birmingham Athletic Club	1	1	0	0-0	1-0
Bowling Green	3	3	0	1-0	2-0
Bradley	12	10	2	8-1	2-1
Brigham Young	5	3	2	2-0	1-2
Butler	37	29	8	25-4	4-4
C Cairo Athletic Club	1	1	0	0-0	1-0
California	9	4	5	1-0	3-5
Cal Poly (SLO)	1	1	0	1-0	0-0
Cal St.-Chico	1	1	0	1-0	0-0
Cal St.-Northridge	1	1	0	1-0	0-0
Carleton	2	2	0	2-0	0-0
Carroll	2	2	0	2-0	0-0
Centenary	1	1	0	1-0	0-0
Champaign High School	1	1	0	1-0	0-0
Chanute AFB	3	2	1	1-1	1-0
Chicago	68	39	29	22-12	17-17
Chicago State	6	6	0	6-0	0-0
Chicago YMCA	1	0	1	0-0	0-1
Cincinnati	2	1	1	0-0	1-1
Clemson	1	1	0	0-0	1-0
Cleveland State	1	1	0	1-0	0-0
Coe	2	1	1	1-1	0-0
College of Charleston	1	1	0	0-0	1-0
Colgate	3	3	0	2-0	1-0
Colorado	4	3	1	2-0	1-1
Columbia	4	4	0	3-0	1-0
Columbus YMCA	1	1	0	0-0	1-0
Coppin State	1	1	0	1-0	0-0
Connecticut	2	0	2	0-1	0-1
Connecticut State	1	1	0	1-0	0-0
Cornell	5	4	1	4-1	0-0
Creighton	6	5	0	4-0	2-0
D Dayton	6	4	2	0-1	4-1
Decatur YMCA	2	2	0	0-0	2-0
Delaware State	1	1	0	1-0	0-0
Denver	1	1	0	1-0	0-0
DePaul	17	11	6	6-3	5-3
DePauw	10	8	2	8-2	0-0
Detroit	8	7	1	6-0	1-1
Drake	5	4	1	3-0	1-1
Duke	3	2	1	0-0	2-1
Duquesne	3	2	1	1-0	1-1
E Eastern Illinois	3	3	0	3-0	0-0
Eastern Kentucky	1	1	0	1-0	0-0
Evanston YMCA Reds	5	2	3	0-0	2-3
F Fairfield	1	1	0	0-0	1-0
Florida	4	4	0	1-0	3-0
Fort Worth YMCA	2	2	0	0-0	2-0
Furman	2	1	1	1-0	0-1

Opponent	Games Won	Lost	Home	Away*	
G Galveston YMCA	1	1	0	0-0	1-0
Georgetown	2	1	1	0-0	1-1
Georgia	4	4	0	2-0	2-0
Georgia Southern	2	2	0	2-0	0-0
Georgia Tech	6	5	1	1-0	4-1
Camp Grant	1	0	1	0-0	0-1
Grambling	1	1	0	0-0	1-0
Great Lakes	10	6	4	3-2	3-2
H Harvard	2	2	0	2-0	0-0
Hawaii	4	4	0	1-0	3-0
Hawaii Armed Forces All-Stars	1	1	0	0-0	1-0
Hawaii-Loa	1	1	0	0-0	1-0
Houston	5	3	2	1-1	2-1
Howard	1	1	0	1-0	0-0
I Idaho State	1	1	0	0-0	1-0
Illinois-Chicago	10	9	1	7-1	2-0
Illinois State	5	5	0	4-0	1-0
Illinois Wesleyan	8	7	1	5-1	2-0
Indiana	138	65	73	40-29	25-44
Indiana State	1	1	0	1-0	0-0
Iona	1	1	0	0-0	1-0
Iowa	124	64	60	50-13	14-47
Iowa State	11	10	1	5-0	5-1
J Jacksonville (Fla.)	1	0	1	0-0	0-1
Jackson State	2	2	0	2-0	0-0
K Kansas	1	1	0	0-0	1-0
Kansas Aggies	1	1	0	1-0	0-0
Kansas State	7	5	2	3-0	3-1
Kent State	3	3	0	2-0	1-0
Kentucky	12	4	8	2-1	2-5
Kentucky State	1	1	0	1-0	0-0
Knox	4	4	0	2-0	2-0
L LaSalle	1	1	0	1-0	0-0
Long Beach State	3	2	1	1-0	1-1
Louisiana State	2	2	0	1-0	1-0
Louisville	2	1	1	0-0	1-1
Loyola (Chicago)	12	9	3	6-0	3-3
Loyola (Los Angeles)	1	1	0	1-0	0-0
Loyola (New Orleans)	3	2	1	1-0	0-0
M Maine	1	1	0	1-0	0-0
Manhattan	3	3	0	0-0	3-0
Marquette	14	9	5	6-2	3-3
Maryland	1	1	0	0-0	1-0
Maryland-Baltimore	1	1	0	1-0	0-0
McNeese State	1	1	0	0-0	0-0
Melbourne (Australia)	2	2	0	2-0	0-0
Memphis YMCA	1	1	0	0-0	1-0
Memphis	3	3	0	1-0	2-0
Mercer	2	2	0	2-0	0-0
Metro State	2	2	0	2-0	0-0
Mexico	2	2	0	2-0	0-0
Miami (Fla.)	1	1	0	0-0	1-0
Miami (Ohio)	4	4	0	3-0	1-0
Michigan	133	67	66	44-23	23-43
Michigan State	85	45	40	29-13	16-27
Millikin	15	14	1	8-1	6-0
Minnesota	151	93	59	60-16	33-43
Mississippi	2	2	0	2-0	0-0
Mississippi Valley State	1	1	0	1-0	0-0
Missouri	28	18	10	5-1	13-9
Missouri-St. Louis	1	1	0	1-0	0-0
Mobile YMCA	1	1	0	0-0	1-0
Monmouth College	1	1	0	1-0	0-0
Montgomery YMCA	1	0	1	0-0	0-1
Morehead State	1	1	0	1-0	0-0
Mount Vernon	1	1	0	0-0	1-0
Murray State	1	1	0	1-0	0-0

*(Away and Neutral)



Records vs. Opponents

Opponent	Games Won	Last	Home	Away*
Nebraska	8	6	2	4-1 2-1
Nevada-Las Vegas	1	1	0	0-0 1-0
New Mexico	1	1	0	1-0 0-0
New Mexico State	3	2	1	1-0 1-1
New York University	3	3	0	1-0 2-3
North Carolina	3	1	2	1-1 0-1
North Carolina-Charlotte	1	0	1	0-1 0-0
North Carolina State	3	3	0	0-0 3-0
Northeast Louisiana	1	1	0	1-0 0-0
Northeastern	1	1	0	0-0 1-0
Northeastern Illinois	1	1	0	1-0 0-0
Northwestern College	2	2	0	2-0 0-0
Northwestern	140	108	32	55-12 51-21
North Dakota	5	5	0	5-0 0-0
North Dakota State	2	2	0	2-0 0-0
Northern Michigan	2	2	0	2-0 0-0
Notre Dame	39	27	12	12-1 15-11
Oberlin	1	1	0	1-0 0-0
Ohio	4	4	0	4-0 0-0
Ohio State	146	92	54	54-20 38-34
Oklahoma	18	13	5	8-1 5-4
Oklahoma A&M	3	2	1	0-1 2-0
Old Dominion	1	1	0	0-0 0-0
Oregon	2	2	0	0-0 2-0
Oregon State	3	3	0	2-0 1-0
College of the Ozarks	1	1	0	0-0 1-0
College of Pacific	1	1	0	1-0 0-0
Peoria Tigers	1	1	0	0-0 1-0
Peoria YMCA	1	1	0	0-0 1-0
Penn State	12	8	4	4-1 4-3
Pennsylvania	4	4	0	2-0 2-0

Opponent	Games Won	Last	Home	Away*
Pittsburgh	6	4	2	2-2 2-0
Princeton	7	6	1	6-0 0-1
Providence	1	0	1	0-0 0
Purdue	152	73	79	49-27 26-51
R Rice	2	2	0	1-0 1-0
Riverside	1	1	0	1-0 0-0
Rose Poly	2	2	0	1-0 1-0
S Santa Clara	1	1	0	0-0 1-0
St. John's University	3	1	2	0-0 1-2
St. Joseph (Pa.)	1	0	1	0-0 0-1
St. Louis	15	10	5	7-2 3-3
St. Mary's (Calif.)	1	1	0	1-0 0-0
San Francisco	1	1	0	1-0 0-0
San Jose State	2	2	0	2-0 0-0
Shelbyville Business College	1	1	0	0-0 1-0
South Carolina	3	2	1	1-0 1-1
South Carolina State	1	1	0	1-0 0-0
South Dakota	1	1	0	1-0 0-0
Southeast Missouri State	1	1	0	1-0 0-0
Southern California	7	1	6	1-1 0-5
Southern Illinois (Carbondale)	1	1	0	1-0 0-0
Southern Illinois (Edwardsville)	1	1	0	1-0 0-0
Stanford	6	4	2	3-0 1-2
Syracuse	3	2	1	0-0 2-1
T Temple	5	2	3	1-0 1-3
Temple YMCA	1	1	0	0-0 1-0
Tennessee	3	1	2	1-0 0-2
Tennessee State	2	2	0	2-0 0-0
Tennessee Tech	1	1	0	1-0 0-0
Texas	3	2	1	2-0 0-1
Texas-Arlington	1	1	0	1-0 0-0
Texas-El Paso	1	1	0	1-0 0-0
Texas A & M	3	3	0	1-0 2-0
Texas Christian	3	3	0	1-0 2-0
Texas-Pan American	1	1	0	1-0 0-0
Texas-San Antonio	2	2	0	1-0 1-0
Toledo	4	1	3	0-0 1-3
Tulane	5	4	1	2-1 2-0
Tulsa	2	1	1	0-0 1-1
U UCLA	9	3	6	2-2 1-4
Utah	2	1	1	0-0 1-1
Utah State	2	2	0	2-0 0-0
V Valparaiso	3	3	0	3-0 0-0
Vanderbilt	7	4	3	2-0 2-3
Villanova	6	3	3	0-0 3-3
Virginia Tech	2	2	0	0-0 2-0
W Wabash	10	7	3	6-2 1-1
Waco YMCA	1	1	0	0-0 1-0
Washington	5	2	3	1-0 1-3
Washington (St. Louis)	15	12	3	9-1 3-2
Washington State	5	4	1	4-0 0-1
Western Kentucky	1	1	0	1-0 0-0
West Texas State	1	1	0	1-0 0-0
West Virginia	4	3	1	1-0 2-1
Western Illinois	1	1	0	1-0 0-0
Western Michigan	2	2	0	1-0 1-0
Wheaton	2	1	1	1-0 0-1
William & Mary	1	1	0	0-0 1-0
Wichita State	2	2	0	0-0 2-0
Wisconsin	159	97	62	60-17 37-45
Wisconsin-Green Bay	2	2	0	2-0 0-0
Wisconsin-Milwaukee	1	1	0	1-0 0-0
Wright Field	1	0	1	0-1 0-0
Wyoming	1	1	0	0-0 1-0
X Xavier	1	1	0	1-0 0-0
Y Yale	1	1	0	0-0 1-0



Matt Heldman started every game for the Fighting Illini last season.



Annual Individual Leaders

Total Points (Avg.)

1906-(statistical information not available)		
1907-Edward Ryan	94	(8.5) *
1908-Henry Popperfuss	401	(15.4) *
1909-Carl Watson	142	(10.9) *
1910-Albert Hall	66	(7.3) *
1911-Emmett Poston	90	(7.5) *
1912-Albert Hall	113	(7.1) *
1913-Homer Dahringer	169	(10.6) *
1914-Edward Williford	130	(10.0) *
1915-Edward Williford	116	(7.3)
1916-Ralf Woods	122	(12.2)
1917-Ralf Woods	164	(10.3)
1918-Earl Anderson	201	(13.4)
1919-Ken Wilson	118	(8.5) *
1920-Charles Carney	215	(16.5)
1921-Charles Vail, Jr.	108	(6.0)
1922-Charles Carney	249	(13.1)
1923-Walter Roettger	129	(8.9)
1924-Leland Stilwell	129	(7.6)
1925-Russell Daugherty	111	(6.5)
1926-Russell Daugherty	99	(5.8)
1927-Russell Daugherty	135	(7.9)
1928-John How	125	(7.4)
1929-John How	102	(6.0)
1930-Charles Harper	76	(4.8)
1931-Charles Harper	124	(7.3)
1932-Caslon Bennett	106	(6.2)
1933-Frank Froschauer	140	(7.8)
1934-Frank Froschauer	170	(8.9)
1935-Frank Froschauer	147	(7.4)
1935-Bob Riegel	147	(7.4)
1936-Harry Combes	154	(8.1)
1937-Lou Boudreau	157	(8.7)
1938-Louis Dehner	223	(12.4)
1939-Louis Dehner	239	(12.6)
1940-William Hapac	244	(12.2)
1941-Art Mathisen	178	(8.9)
1942-Andy Phillip	232	(10.1)
1943-Andy Phillip	305	(16.9)
1944-Stan Patrick	240	(12.0)
1945-Walt Kirk	212	(10.6)
1946-Bob Doster	273	(13.0)
1947-Andy Phillip	192	(9.6)
1948-Dwight Eddleman	277	(13.9)
1949-Dwight Eddleman	329	(13.1)
1950-Wally Osterkorn	333	(15.1)
1951-Don Sunderlage	471	(17.4)
1952-John Kerr	357	(13.7)
1953-John Kerr	386	(17.5)
1954-John Kerr	556	(25.3)
1955-Paul Judson	363	(16.5)
1956-George BonSalle	321	(22.9)
1957-Harv Schmidt	414	(18.8)
1958-Don Ohl	431	(19.6)
1959-Roger Taylor	376	(17.9)
1960-Govoner Vaughn	411	(17.9)
1961-Dave Downey	402	(16.8)
1962-Dave Downey	445	(20.2)
1963-Dave Downey	513	(19.7)
1964-Skip Thoren	488	(20.3)
1965-Skip Thoren	533	(22.2)
1966-Don Freeman	668	(27.8)
1967-Jim Dawson	521	(21.7)
1968-Dave Scholz	529	(22.0)
1969-Dave Scholz	459	(19.1)

1970-Greg Jackson	409	(17.0)
1971-Rick Howat	474	(20.6)
1972-Nick Weatherspoon	500	(20.8)
1973-Nick Weatherspoon	600	(25.0)
1974-Rick Schmidt	493	(21.4)
1975-Rick Schmidt	524	(20.2)
1976-Rich Adams	429	(15.9)
1977-Audie Matthews	479	(16.0)
1978-Audie Matthews	327	(12.1)
1979-Mark Smith	404	(13.5)
1980-Eddie Johnson	610	(17.4)
1981-Eddie Johnson	500	(17.2)
1982-Craig Tucker	450	(15.5)
1983-Derek Harper	492	(5.4)
1984-Efrem Winters	456	(14.7)
1985-Anthony Welch	415	(11.9)
1986-Ken Norman	525	(16.4)
1987-Ken Norman	641	(20.7)
1988-Nick Anderson	525	(15.9)
1989-Nick Anderson	647	(18.0)
1990-Kendall Gill	581	(20.0)
1991-Andy Kaufmann	660	(21.3)
1992-Deon Thomas	542	(19.4)
1993-Deon Thomas	587	(18.3)
1994-Deon Thomas	548	(19.6)
1995-Kiwane Garris	494	(15.9)
1996-Kiwane Garris	386	(15.4)
1997-Kiwane Garris	622	(19.4)
1998-Kevin Turner	584	(17.7)

*Some statistical information is not available, thus averages were multiplied by games played to give an estimate.

Total Rebounds (Avg.)


1959-John Wessels	205	(9.3)
1960-Govoner Vaughn	187	(8.1)
1961-Dave Downey	267	(11.1)
1962-Dave Downey	269	(12.2)
1963-Dave Downey	254	(9.8)
1964-Skip Thoren	331	(13.8)

1965-Skip Thoren	349	(14.5)
1966-Don Freeman	285	(11.9)
1967-Dave Scholz	250	(10.9)
1968-Dave Scholz	230	(9.6)
1969-Dave Scholz	209	(8.7)
1970-Greg Jackson	234	(9.8)
1971-Nick Weatherspoon	246	(10.7)
1972-Nick Weatherspoon	265	(11.0)
1973-Nick Weatherspoon	295	(12.3)
1974-Rick Schmidt	165	(7.2)
1975-Rick Schmidt	139	(5.3)
1976-Rich Adams	158	(5.9)
1977-Levi Cobb	192	(6.4)
1978-Neil Bresnahan	195	(7.2)
1979-Neil Bresnahan	236	(7.9)
1980-Eddie Johnson	310	(8.9)
1981-Eddie Johnson	267	(9.2)
1982-James Griffin	204	(7.0)
1983-Efrem Winters	213	(6.9)
1984-George Montgomery	224	(7.2)
1985-Efrem Winters	252	(7.2)
1986-Ken Norman	226	(7.1)
1987-Ken Norman	303	(9.8)
1988-Nick Anderson	217	(6.6)
1989-Nick Anderson	285	(7.9)
1990-Marcus Liberty	206	(7.7)
1991-Deon Thomas	203	(6.8)
1992-Deon Thomas	193	(6.9)
1993-Deon Thomas	256	(8.0)
1994-Deon Thomas	194	(6.9)
1995-Shelly Clark	233	(8.3)
1996-Bryant Notree	190	(6.1)
Jarrod Gee	190	(6.1)
1997-Chris Gandy	181	(5.7)
1998-Jerry Hester	175	(5.3)
Jarrod Gee	175	(5.3)

Field Goal Percentage

(Min. 3 attempts per game)

1948-Jim Marks	351	(33-94)
1949-Fred Green	338	(65-192)
1950-Wally Osterkorn	406	(125-308)
1951-Clive Follmer	386	(88-228)
1952-John Kerr	392	(143-365)
1953-Clive Follmer	406	(82-202)
1954-Jim Dutcher	441	(30-68)
1955-Phil Judson	444	(35-79)
1956-Harv Schmidt	431	(113-262)
1957-Harv Schmidt	432	(156-361)
1958-Roger Taylor	435	(97-223)
1959-Ed Perry	489	(46-94)
1960-Lee Frandsen	477	(41-86)
1961-Jerry Colangelo	459	(128-279)
1962-Bob Starnes	477	(81-170)
1963-Bill Burwell	500	(158-316)
1964-Skip Thoren	501	(187-373)
1965-Skip Thoren	560	(219-391)
1966-Bob Brown	478	(44-92)
1967-Deon Flessner	466	(85-182)
1968-Jodie Harrison	553	(88-159)
1969-Jodie Harrison	608	(87-143)
1970-Fred Miller	507	(107-211)
1971-Rick Howat	485	(190-391)
1972-Larry Cohen	457	(42-92)
1973-Nick Conner	462	(136-294)
1974-Tom Carmichael	500	(48-96)
1975-Tom Carmichael	608	(54-89)
1976-Nate Williams	534	(102-191)



Jarrod Gee was a leading rebounder for the Illini the last two seasons.



Annual Individual Leaders

77-Audie Matthews	510	(202-396)
78-Rob Judson	514	(76-148)
79-Derek Holcomb	539	(90-167)
80-Mark Smith	552	(187-339)
81-Derek Holcomb	569	(70-123)
82-Perry Range	521	(146-280)
83-Derek Harper	537	(198-369)
84-Quinn Richardson	588	(94-160)
85-Ken Norman	632	(86-136)
86-Ken Norman	641	(216-337)
87-Ken Norman	578	(256-443)
87-Lowell Hamilton	578	(149-258)
88-Kenny Battle	578	(197-341)
89-Kenny Battle	604	(218-361)
90-Ervin Small	568	(75-132)
91-Deon Thomas	577	(172-298)
92-Deon Thomas	585	(199-340)
93-Deon Thomas	606	(225-371)
94-Deon Thomas	633	(207-327)
95-Robert Bennett	551	(98-178)
96-Bryant Notree	515	(122-237)
97-Jarrold Gee	541	(86-159)
Brian Johnson	541	(59-109)
98-Brian Johnson	589	(83-141)

3-Point Percentage

(Min. 1.5 attempts per game)

83-Derek Harper*	481	(13-27)
87-Doug Altenberger	475	(76-160)
88-Kendall Gill	304	(21-69)
89-Stephen Bardo	492	(29-59)
90-Andy Kaufmann	449	(22-49)
91-Andy Kaufmann	394	(41-104)
92-Tom Michael	493	(75-152)
93-Tom Michael	400	(26-65)
94-Richard Keene	425	(48-113)
95-Jerry Hester	404	(38-94)
96-Jerry Hester	388	(38-98)
97-Matt Heldman	418	(64-153)
98-Matt Heldman	406	(67-165)

*Experimental season for 3-point rule: 27 attempts in 32 games

Free Throw Percentage

(Min. 1.5 FTs made per game)

48-Bill Erickson	617	(37-60)
49-Don Sunderlage	684	(39-57)
50-Burdette Thurlby	722	(52-72)
51-Ted Beach	825	(47-57)
52-Clive Follmer	765	(91-119)
53-Max Hooper	790	(45-57)
54-Max Hooper	812	(34-42)
55-Bill Ridley	726	(88-124)
56-Harv Schmidt	793	(69-87)
57-Harv Schmidt	761	(102-134)
58-Roger Taylor	840	(68-81)
59-Roger Taylor	833	(60-72)
60-Govoner Vaughn	865	(83-96)
61-Bill Small	894	(42-47)
62-Bill Small	864	(70-81)
63-Bob Starnes	800	(84-105)
64-Tal Brody	684	(91-133)
65-Bogie Redman	833	(55-66)
66-Don Freeman	771	(152-197)
67-Jim Dawson	762	(93-122)
68-Mike Price	729	(62-85)
69-Randy Crews	767	(46-60)



Ken Norman led Illinois in scoring, rebounding and blocked shots in 1986 and 1987.

1970-Mike Price	824	(89-108)
1971-Rick Howat	832	(94-113)
1972-Larry Cohen	867	(39-45)
1973-Jeff Dawson	814	(83-102)
1974-Dennis Graff	862	(50-58)
1975-Rick Schmidt	804	(144-179)
1976-Otho Tucker	764	(68-89)
1977-Audie Matthews	798	(75-94)
1978-Rob Judson	957	(45-47)
1979-Mark Smith	771	(84-109)

1980-Mark Smith	817	(161-197)
1981-Mark Smith	816	(102-125)
1982-Craig Tucker	833	(110-132)
1983-Bruce Douglas	719	(64-89)
1984-Quinn Richardson	794	(50-63)

1985-Doug Altenberger	769	(70-91)
1986-Ken Norman	802	(93-116)
1987-Glynn Blackwell	871	(61-70)
1988-Kendall Gill	753	(67-89)
1989-Stephen Bardo	792	(76-96)

1990-Andy Kaufmann	802	(81-101)
1991-Andy Kaufmann	833	(169-203)
1992-T.J. Wheeler	844	(81-96)
1993-T.J. Wheeler	870	(60-69)
1994-T.J. Wheeler	813	(61-75)

1995-Kiwane Garris	831	(148-178)
1996-Kiwane Garris	862	(112-130)
1997-Kiwane Garris	833	(204-245)
1998-Matt Heldman	860	(98-114)

Total Steals (Avg.)

1978-Mark Smith	37	(1.37)
1979-Mark Smith	53	(1.77)
1980-Reno Gray	39	(1.11)
1981-Derek Harper	39	(1.34)

1982-Derek Harper	67	(2.31)
1983-Bruce Douglas	78	(2.44)
1984-Bruce Douglas	73	(2.35)
1985-Bruce Douglas	85	(2.43)
1986-Bruce Douglas	88	(2.75)
1987-Kendall Gill	39	(1.26)
1988-Kenny Battle	72	(2.18)
1989-Kenny Battle	89	(2.47)
1990-Kendall Gill	63	(2.17)
1991-Rennie Clemons	43	(1.39)
1992-Rennie Clemons	42	(1.50)
1993-Rennie Clemons	42	(1.45)
1994-Kiwane Garris	33	(1.18)
1995-Kiwane Garris	36	(1.16)
1996-Kiwane Garris	42	(1.68)
1997-Kiwane Garris	52	(1.63)
1998-Kevin Turner	44	(1.33)

Total Assists (Avg.)

1974-Jeff Dawson	73	(3.17)
1975-Rick Schmidt	73	(2.81)
1976-Otho Tucker	84	(3.23)
1977-Steve Lanter	103	(3.43)
1978-Neil Bresnahan	68	(2.52)
1979-Mark Smith	121	(4.03)

1980-Reno Gray	109	(3.11)
1981-Derek Harper	156	(5.38)
1982-Derek Harper	145	(5.00)
1983-Bruce Douglas	189	(5.91)
1984-Bruce Douglas	177	(5.71)

1985-Bruce Douglas	200	(5.71)
1986-Bruce Douglas	199	(6.22)
1987-Tony Wysinger	192	(6.40)
1988-Kendall Gill	138	(4.20)
1989-Larry Smith	157	(4.36)

1990-Stephen Bardo	137	(4.72)
1991-Larry Smith	144	(4.97)
1992-Rennie Clemons	137	(4.89)
1993-Rennie Clemons	121	(4.17)
1994-Richard Keene	113	(4.04)

1995-Kiwane Garris	117	(3.77)
1996-Richard Keene	162	(5.23)
1997-Kiwane Garris	180	(5.63)
1998-Matt Heldman	131	(3.97)

Blocked Shots (Avg.)

1978-Rich Adams	32	(1.18)
1979-Derek Holcomb	86	(2.96)
1980-Derek Holcomb	46	(1.48)
1981-Derek Holcomb	42	(1.45)
1982-James Griffin	56	(1.93)
1983-Efrem Winters	31	(1.00)
1984-Scott Meents	25	(0.81)

1985-Efrem Winters	32	(0.91)
1986-Ken Norman	25	(0.78)
1987-Ken Norman	48	(1.55)
1988-Jens Kujawa	29	(0.89)
1989-Nick Anderson	32	(0.90)

1990-Marcus Liberty	26	(0.90)
1991-Deon Thomas	54	(1.80)
1992-Deon Thomas	44	(1.57)
1993-Deon Thomas	42	(1.31)
1994-Deon Thomas	37	(1.32)


1995-Robert Bennett	13	(0.42)
1996-Jarrold Gee	33	(1.06)
1997-Chris Gandy	21	(0.66)
1998-Jarrold Gee	29	(0.88)



Annual Team Statistics

Illinois stats on top in bold, opponent stats on bottom

	1905-06	1906-07	1907-08	1908-09	1909-10	1910-11	1911-12	1912-13	1913-14	1914-15	1915-16
G	14 14	11 11	26 26	14 14	9 9	12 12	16 16	16 16	13 13	16 16	16 16
FG											
FGA											
FG%											
3P											
3PA											
3P%											
FT											
FTA											
FT%											
Reb.											
Avg.											
PF											
DQ											
Pts.	363 431	223 412	879 603	407 268	193 177	258 241	413 289	353 246	338 226	444 208	405 294
Ave.	25.9 30.8	20.2 37.5	33.8 23.2	29.1 19.1	21.4 19.7	21.5 20.1	25.8 18.1	22.1 15.4	26.0 17.4	27.8 13.0	25.3 18.4
HG	71 51	38 50	92 46	93 28	34 28	32 33	48 35	52 21	46 29	52 19	36 34
A											
TO											
BK											
STL											



Annual Team Statistics


	1916-17	1917-18	1918-19	1919-20	1920-21	1921-22	1922-23	1923-24	1924-25	1925-26	1926-27
G	16 16	15 15	14 14	13 13	18 18	19 19	15 15	17 17	17 17	17 17	17 17
FG											
FGA											
FG%											
3P											
3PA											
3P%											
FT											
FTA											
FT%											
Reb.											
Avg.											
PF											
DQ											
Pts.	449 281	386 313	280 301	391 305	449 423	596 527	393 374	443 343	447 400	398 409	525 473
Ave.	28.1 17.6	25.7 20.9	20.0 21.5	30.1 23.5	24.9 23.5	31.4 27.7	26.2 24.9	26.0 20.2	26.3 23.5	23.4 24.1	30.9 27.8
HG	52 28	40 35	37 36	43 36	46 32	49 39	41 38	38 36	37 34	35 33	46 39
A											
TO											
BK											
STL											



Annual Team Statistics

	1927-28	1928-29	1929-30	1930-31	1931-32	1932-33	1933-34	1934-35	1935-36	1936-37	1937-38
G	17 17	17 17	16 16	17 17	17 17	18 18	19 19	20 20	19 19	18 18	18 18
FG	114* 154*	107* 125*	105* 98*	136* 96*	120* 106*	128* 110*	124* 121*	162* 138*	255 130*	256 161*	275 136*
FGA											
FG%											
3P											
3PA											
3P%											
FT	82* 105*	93* 82*	74* 77*	67* 107*	89* 88*	94* 107*	76* 92*	115* 100*	124 82*	170 69*	156 86*
FTA											
FT%											
Reb.											
Avg.											
PF	142* 124*	122* 115*	122* 127*	162* 120*	149* 147*	160* 147*	136* 123*	136* 157*	117* 137*	117* 160*	134* 141*
DQ											
Pts.	492 556	491 472	380 374	489 372	485 402	526 431	549 508	704 590	634 510	686 583	707 669
Ave.	28.9 32.7	28.9 27.8	23.8 23.4	28.8 21.9	28.5 23.6	29.2 23.9	28.9 26.7	35.2 29.5	33.4 26.8	38.1 32.4	39.3 37.2
HG	41 52	46 37	32 35	45 35	44 34	44 34	38 36	55 42	48 42	51 61	60 51
A											
TO											
BK											
STL											

NOTE: * Conference Games Only



Annual Team Statistics

	1938-39	1939-40	1940-41	1941-42	1942-43	1943-44	1944-45	1945-46	1946-47	1947-48	1948-49
G	19 19	20 20	20 20	23 23	18 18	20 20	20 20	21 21	20 20	20 20	25 25
FG	282 136*	312 163*	330 180*	410 220*	437 271	386 357	416 359	441 337	447 323	485 344	651 514
FGA									1663 1331	1727 1415	2152 1832
FG%									.269 .243	.281 .243	.303 .281
3P											
3PA											
3P%											
FT	175 86*	195 121*	215 144*	223 127*	165 125	178 136	212 202	234 221	233 217	264 276	403 388
FTA					270 222	316 231	382 372	401 416	392 400	467 475	666 584
FT%					.611 .563	.563 .593	.555 .540	.584 .531	.594 .542	.565 .581	.605 .664
Reb.											
Avg.											
PF	134* 141*	228* 195*	190* 197*	168* 201*	181 211	209 265	330 326	315 178	350 330	421 401	509 533
DQ											
Pts.	739 580	819 664	875 793	1043 883	1039 667	950 850	1043 920	1117 895	1127 863	1234 964	1705 1416
Ave.	38.9 30.5	41.0 33.2	43.8 39.7	45.3 38.4	57.7 37.1	47.5 42.5	52.2 46.0	53.2 42.6	56.4 43.2	61.7 48.2	68.2 56.6
HG	61 41	60 62	56 53	63 50	92 53	69 56	77 65	85 67	94 58	98 70	96 76
A											
TO											
BK											
STL											

NOTE: * Conference Games Only



Annual Team Statistics

	1949-50	1950-51	1951-52	1952-53	1953-54	1954-55	1955-56	1956-57	1957-58	1958-59	1959-60
G	22 22	27 27	26 26	22 22	22 22	22 22	22 22	22 22	22 22	22 22	23 23
FG	509 468	715 658	679 586	657 493	605 465	684 521	731 551	708 652	695 679	742 644	716 664
FGA	1621 1666	2056 2095	2007 1916	1823 1516	1670 1357	1764 1504	1836 1566	1778 1675	1795 1708	1817 1594	1729 1696
FG%	.314 .281	.348 .314	.338 .306	.361 .316	.362 .343	.389 .346	.398 .352	.398 .389	.387 .397	.408 .403	.414 .391
3P											
3PA											
3P%											
FT	366 363	491 374	487 427	461 467	468 493	440 515	534 574	435 431	356 364	331 447	399 441
FTA	627 611	747 565	779 661	691 727	690 740	671 789	725 813	620 632	503 515	517 671	562 654
FT%	.584 .594	.657 .662	.625 .646	.671 .642	.678 .666	.656 .653	.737 .706	.702 .681	.708 .707	.640 .666	.710 .675
Reb.										1179 1256	1128 1293
Avg.										53.4 57.1	49.0 56.2
PF	500 517	508 643	614 661	474 451	491 513	477 394	475 535	440 414	369 360	457 377	479 432
DQ											
Pts.	1384 1299	1921 1690	1865 1599	1775 1453	1678 1423	1808 1557	1996 1678	1851 1735	1746 1722	1815 1173	1831 1769
Ave.	62.9 59.0	71.1 62.6	71.7 61.5	80.7 66.0	76.3 64.7	82.2 70.8	90.7 76.3	84.1 78.9	79.4 78.3	82.5 53.3	79.6 76.9
HG	76 83	89 91	95 74	96 91	90 84	104 92	111 96	112 102	102 98	103 102	96 109
A											
TO											
BK											
STL											



Annual Team Statistics

	1960-61	1961-62	1962-63	1963-64	1964-65	1965-66	1966-67	1967-68	1968-69	1969-70	1970-71
G	24 24	23 23	26 26	24 24	24 24	24 24	24 24	24 24	24 24	24 24	23 23
FG	705 725	712 737	855 755	786 765	899 754	830 799	802 843	602 593	768 642	735 679	742 708
FGA	1722 1813	1645 1772	1892 1983	1853 1817	1871 1937	1905 1817	1846 1825	1500 1361	1708 1449	1563 1597	1629 1577
FG%	.409 .400	.433 .416	.452 .381	.424 .421	.480 .389	.435 .439	.434 .461	.401 .436	.450 .443	.470 .424	.455 .449
3P											
3PA											
3P%											
FT	422 413	459 314	491 481	444 399	415 399	438 431	462 385	337 373	466 424	359 355	383 415
FTA	589 649	618 478	670 657	663 609	591 564	617 601	697 556	526 565	663 581	568 537	572 591
FT%	.716 .636	.727 .657	.733 .732	.670 .644	.703 .708	.709 .717	.663 .693	.641 .644	.703 .730	.632 .661	.670 .702
Reb.	1228 1280	1154 1137	1349 1271	1262 1286	1278 1218	1243 1199	1214 1218	990 1055	1144 957	1078 1059	1061 1069
Avg.	51.2 53.3	50.2 49.4	51.9 48.9	52.6 53.6	53.3 50.8	51.8 50.0	50.6 50.8	41.3 43.9	47.7 39.9	44.9 44.1	46.1 46.1
PF	481 424	382 452	501 491	467 498	426 454	464 464	437 501	461 424	455 489	438 435	449 427
DQ											
Pts.	1832 1863	1883 1788	2201 1991	2016 1929	2213 1897	2098 2029	2066 2071	1541 1561	2002 1708	1829 1713	1867 1831
Ave.	76.3 77.6	81.9 77.7	84.7 76.6	84.0 80.4	92.2 79.0	87.4 84.5	86.1 86.3	64.2 65.0	83.4 71.2	75.9 71.4	81.1 79.6
HG	99 96	101 104	106 103	104 110	121 105	120 109	99 120	75 95	105 88	101 102	124 105
A											
TO											
BK											
STL											



Annual Team Statistics

	1971-72	1972-73	1973-74	1974-75	1975-76	1976-77	1977-78	1978-79	1979-80	1980-81	1981-82
G	24 24	24 24	23 23	26 26	27 27	30 30	37 37	39 39	35 35	29 29	29 29
FG	694 761	765 779	693 826	722 809	765 739	855 782	847 797	891 738	1040 909	916 755	768 667
FGA	1645 1726	1730 1757	1571 1662	1714 1770	1619 1672	1802 1662	1857 1683	1908 1828	2160 2080	1799 1724	1620 1510
FG%	.422 .441	.442 .443	.441 .497	.421 .457	.473 .442	.474 .471	.456 .474	.467 .404	.481 .437	.509 .438	.474 .442
3P											
3PA											
3P%											
FT	489 367	364 310	371 377	401 374	329 388	338 521	350 477	310 670	534 551	422 438	378 382
FTA	689 522	513 467	509 474	546 553	460 530	480 740	498 684	454 681	739 780	577 608	533 547
FT%	.709 .703	.709 .663	.729 .711	.734 .676	.715 .732	.704 .704	.703 .697	.683 .690	.723 .706	.731 .720	.709 .698
Reb.	1152 1119	1066 1183	902 1085	1044 1219	996 1064	1094 1094	1133 1118	1238 1097	1344 1244	1120 926	960 937
Avg.	48.0 46.6	44.4 49.3	39.2 47.2	40.2 47.0	36.9 39.4	36.5 36.5	42.0 41.4	41.3 36.6	38.4 35.5	38.6 31.9	33.1 32.3
PF	426 483	475 491	505 514	553 526	521 516	660 561	617 516	619 530	705 701	559 530	499 523
DQ	24 16	19 22	13 18	30 20	26 28	25 20	25 14	21	17	20	21
Pts.	1877 1889	1849 1868	1757 1989	1845 1992	1859 1866	2048 2085	2044 2071	2092 1948	2614 2369	2254 1948	1914 2369
Ave.	78.2 78.7	78.9 77.8	76.4 86.5	71.0 76.6	68.9 69.1	68.3 69.5	75.5 76.7	69.7 64.9	74.7 67.7	77.7 67.2	66.0 59.2
HG	96 105	100 99	99 107	96 114	106 90	89 87	113 107	109 82	105 87	106 84	126 83
A			244 347	390 484	427 413	459 405	398 398	473 338	618 479	547 407	435 366
TO					430 438	414 456	473 472	505 556	397 419	306 421	
BK						65 81	162 56	119 86	120 65	114 74	
STL							216 253	215 181	187 166	194 147	



Annual Team Statistics

	1982-83	1983-84	1984-85	1985-86	1986-87	1987-88	1988-89	1989-90	1990-91	1991-92	1992-93
G	32 32	31 31	35 35	32 32	31 31	33 33	36 36	29 29	31 31	28 28	32 32
FG	866 822	836 712	974 832	990 779	956 814	1067 881	1200 1027	860 766	861 853	677 726	877 860
FGA	1825 1803	1655 1617	2005 1989	1828 1715	1865 1823	2107 1958	2340 2228	1803 1767	1800 1925	1490 1655	1832 1926
FG%	.475 .456	.505 .440	.486 .418	.542 .454	.513 .447	.506 .450	.513 .461	.477 .434	.478 .443	.454 .439	.479 .447
3P					112 100	39 118	136 158	109 118	101 162	130 135	158 181
3PA					223 264	140 291	320 450	287 380	265 458	314 380	431 493
3P%					.461 .379	.279 .405	.425 .351	.380 .311	.381 .354	.414 .355	.367 .367
FT	420 390	433 313	462 337	350 399	464 454	552 460	574 438	539 454	580 473	500 367	517 446
FTA	624 561	618 422	653 503	475 529	649 654	827 666	817 614	725 651	850 688	758 584	750 643
FT%	.673 .695	.701 .742	.708 .670	.737 .754	.715 .694	.667 .691	.703 .713	.743 .697	.682 .688	.660 .628	.689 .694
Reb.	1104 1005	1015 845	1271 1102	1041 825	1100 1008	1233 1097	1343 1188	1117 1006	1192 1033	1018 902	1155 1061
Avg.	34.5 31.4	32.7 27.3	36.3 31.5	32.5 25.8	35.5 32.5	37.4 33.2	37.3 33.0	38.5 34.7	38.5 33.3	36.4 32.2	36.1 33.2
PF	573 607	476 566	519 609	505 518	564 621	635 730	627 726	586 625	586 704	511 632	573 666
DQ	9 27	13 17	13 23	6 15	15 17	12 31	5 32	12 25	12 24	17 24	14 13
Pts.	2168 2081	2105 1736	2410 2001	2330 1957	2488 2182	2725 2340	3110 2650	2368 2104	2403 2341	1984 1954	2429 2347
Ave.	67.8 65.0	67.9 56.0	68.9 57.2	72.8 61.2	80.3 70.4	82.6 70.9	86.4 73.6	81.7 72.6	77.5 75.5	70.9 69.8	75.9 73.3
HG	94 101	99 73	93 76	115 92	99 97	118 103	127 100	118 93	120 116	95 92	97 98
A	508 450	523 353	630 436	555 379	598 426	582 497	639 527	457 397	446 427	422 374	496 440
TO	443 455	342 415	452 528	407 438	429 492	500 625	470 611	403 477	536 444	468 406	485 428
BK	101 93	73 78	113 71	109 65	144 78	113 78	107 68	104 96	123 140	108 110	92 104
STL	240 203	212 157	262 200	258 184	250 195	310 216	341 213	236 173	198 217	157 200	179 212



Annual Team Statistics

	1993-94	1994-95	1995-96	1996-97	1997-98	1998-99	1999-2000	2000-01	2001-02	2002-03	2003-04
G	28 28	31 31	31 31	32 32	33 33						
FG	833 727	823 780	844 742	848 782	827 736						
FGA	1739 1647	1842 1728	1967 1764	1917 1705	1869 1768						
FG%	.479 .441	.447 .451	.429 .421	.442 .459	.442 .416						
3P	162 178	167 190	231 195	238 158	215 173						
3PA	436 468	458 508	662 558	632 463	593 551						
3P%	.372 .380	.365 .374	.349 .349	.377 .341	.363 .314						
FT	525 463	452 375	433 484	514 475	432 450						
FTA	732 629	694 597	629 697	691 733	634 655						
FT%	.717 .736	.651 .628	.688 .694	.744 .648	.681 .687						
Reb.	1081 897	1173 988	1147 1150	1076 1119	1109 1135						
Avg.	38.6 32.0	37.8 31.9	37.0 37.1	33.6 35.0	33.6 34.4						
PF	525 605	588 620	611 583	663 634	617 611						
DQ	9 18	7 20	15 13	19 21	11 18						
Pts.	2353 2095	2265 2125	2352 2163	2448 2197	2301 2095						
Ave.	84.0 74.8	73.1 68.5	75.9 69.8	76.5 68.7	69.7 63.5						
HG	121 108	104 97	97 86	96 90	105 83						
A	483 424	397 411	500 414	515 452	469 415						
TO	374 417	425 447	352 478	434 595	443 538						
BK	79 88	53 102	84 92	63 89	90 84						
STL	171 148	174 166	207 154	249 153	244 179						



Top 50 Career Scorers

#1

Deon Thomas



YEAR(S)	GP/GS	FGM-A/FG%	FTM-A/FT%	REB/AVG	AST/AVG	PTS/AVG
1990-91	30/28	172-298/.577	108-168/.643	203-6.8	18/0.6	452/15.1
1991-92	28/26	199-340/.585	144-218/.661	193/6.9	20/0.7	542/19.4
1992-93	32/30	225-371/.606	137-212/.646	256/8.0	37/1.2	587/18.3
1993-94	28/26	*207-327/.633	133-192/.693	194/6.9	43/1.5	548/19.6
TOTALS	118/110	803-1336/.601	522-790/.661	846/7.2	118/1.0	2129/18.0

* includes 1-of-2 three-point shooting

#2

Kiwane Garris




1993-94	28/27	*133-307/.433	151-188/.803	98/3.5	107/3.8	446/15.9
1994-95	31/30	#150-342/.439	148-178/.831	88/2.8	117/3.8	494/15.9
1995-96	25/22	+118-316/.373	112-130/.862	86/3.4	98/3.9	386/15.4
1996-97	32/32	&171-428/.400	204-245/.833	113/3.5	180/5.6	622/19.4
TOTALS	116/111	572-1393/.411	615-741/.830	385/3.3	502/4.3	1948/16.8

* includes 29-of-87 three-point shooting
+ includes 38-of-117 three-point shooting

includes 46-of-119 three-point shooting
& includes 76-of-197 Three-point shooting

#3

Eddie Johnson



1977-8	27/3	100-234/.427	20-27/.741	84/3.1	16/0.6	220/8.1
1978-9	30/27	168-405/.415	26-49/.531	170/5.7	52/1.7	362/12.1
1979-80	35/35	266-576/.462	78-119/.655	310/8.9	71/2.0	610/17.4
1980-1	29/29	219-443/.494	62-82/.756	267/9.2	70/2.4	500/17.2
TOTALS	121/94	753-1658/.454	186-277/.671	831/7.5	209/1.8	1692/15.2

#4

Mark Smith



1977-8	27/7	111-235/.472	90-128/.703	163/6.0	36/1.3	312/11.6
1978-9	30/30	160-312/.513	84-109/.771	173/5.8	121/4.0	404/13.5
1979-80	35/31	187-339/.552	161-197/.817	214/6.1	95/2.7	535/15.3
1980-1	29/29	150-272/.551	102-125/.816	171/5.9	98/3.4	402/13.9
TOTALS	121/97	608-1158/.525	437-559/.781	722/6.5	98/3.4	1653/13.6

#5

Andy Kaufmann



1988-9	12/0	*16-44/.364	14-20/.700	20/1.7	8/0.7	51/4.3
1989-90	29/16	#91-204/.446	81-101/.802	93/3.2	54/1.9	285/9.8
1990-1	31/30	+225-482/.467	169-203/.833	154/5.0	67/3.2	660/21.3
1992-93	31/25	&183-433/.423	134-168/.798	128/4.1	74/2.4	537/17.3
TOTALS	103/71	515-1163/.443	398-492/.809	395/3.8	203/2.0	1533/14.9

* includes 5-of-17 three-point shooting
includes 22-of-49 three-point shooting

+ includes 41-of-104 three-point shooting
& includes 37-of-106 three-point shooting

#6

Efrem Winters



1982-3	31/29	159-343/.464	67-94/.713	213/6.9	20/0.6	385/12.4
1983-4	31/28	182-354/.514	92-120/.767	205/6.6	54/1.7	456/14.7
1984-5	35/33	137-289/.474	76-103/.738	252/7.2	49/1.4	350/10.0
1985-6	32/30	124-235/.528	48-81/.593	183/5.7	40/1.3	296/9.3
TOTALS	129/120	602-1221/.493	283-398/.711	853/6.6	163/1.3	1487/11.2

#7

Nick Weatherspoon



1970-1	23/	151-334/.452	79-110/.718	246/10.7		381/16.5
1971-2	24/	200-477/.419	100-134/.746	262/10.9		500/20.8
1972-3	24/	247-540/.457	106-149/.711	295/12.3		600/25.0
TOTALS	71/	598-1351/.442	285-393/.725	806/11.4		1481/20.9

#8

Dave Scholz



1966-7	23/	194-423/.459	83-124/.669	250/10.9		471/20.5
1967-8	24/	223-541/.412	83-120/.692	230/9.6		529/22.0
1968-9	24/	181-436/.415	97-131/.740	209/8.7		459/19.1
TOTALS	71/	598-1400/.427	263-379/.694	689/9.7		1459/20.5

#9

Don Freeman



1963-4	24/	130-316/.411	81-122/.664	231/9.6		341/14.2
1964-5	24/	178-365/.488	84-122/.689	226/9.4		440/18.3
1965-6	24/	258-595/.434	152-197/.771	285/11.9		668/27.8
TOTALS	72/	566-1276/.444	317-493/.643	742/10.3		1449/20.1

#10

Jerry Hester



1993-94	28/2	*87-214/.407	32-44/.727	111/4.0	43/1.5	227/8.1
1994-95	30/27	#119-260/.458	47-88/.534	145/4.8	57/1.9	323/10.8
1995-96	28/23	+112-246/.455	46-65/.708	111/4.0	35/1.3	308/11.0
1996-97	5/4	&26-68/.382	13-14/.929	28/5.6	13/2.6	71/14.2
1997-98	33/32	%186-395/.471	74-96/.771	175/5.3	49/1.5	486/14.7
TOTALS	124/88	530-1183/.448	212-307/.691	470/4.6	197/1.6	1415/11.4

* includes 21-of-65 three-point shooting
+ includes 38-of-98 three-point shooting
% includes 40-of-114 three-point shooting

includes 38-of-94 three-point shooting
& includes 6-of-23 three-point shooting



Top 50 Career Scorers

#11

Kendall Gill



YEAR(S)	GP/GS	FGM-A/FG%	FTM-A/FT%	REB/AVG	AST/AVG	PTS/AVG
1986-7	31/0	*40-83/.482	34-53/.642	42/1.4	27/0.9	114/3.7
1987-8	33/23	#128-272/.471	67-89/.753	73/2.2	138/4.2	344/10.4
1988-9	24/18	+143-264/.542	46-58/.793	70/2.9	91/3.8	370/15.4
1989-90	29/29	82/11-422/.500	136-175/.777	143/4.9	96/3.3	581/20.0
TOTALS	117/70	522-1041/.501	283-375/.755	213/1.8	352/3.0	1409/12.0

* includes 0-of-1 three-point shooting
includes 21-of-69 three-point shooting

#12

Ken Norman



YEAR(S)	GP/GS	FGM-A/FG%	FTM-A/FT%	REB/AVG	AST/AVG	PTS/AVG
1984-5	29/6	86-136/.632	55-83/.663	107/3.7	26/0.9	227/7.8
1985-6	32/27	216-337/.641	93-116/.802	226/7.1	32/1.0	525/16.4
1986-7	31/31	*256-443/.578	128-176/.727	303/9.8	68/2.2	641/20.7
TOTALS	92/64	558-916/.609	272-360/.755	636/6.9	126/1.4	1393/15.1

* includes 1-of-4 three-point shooting

#13

Dave Downey



YEAR(S)	GP/GS	FGM-A/FG%	FTM-A/FT%	REB/AVG	AST/AVG	PTS/AVG
1960-1	24/	157-404/.389	88-123/.715	267/11.1		402/16.8
1961-2	22/	174-385/.452	97-130/.746	269/12.2		445/20.2
1962-3	26/	201-459/.440	111-156/.712	254/9.8		513/19.7
TOTALS	72/	532-1248/.426	296-409/.724	790/11.0		1360/18.9

#14

John Kerr



YEAR(S)	GP/GS	FGM-A/FG%	FTM-A/FT%	REB/AVG	AST/AVG	PTS/AVG
1951-2	26/	143-365/.392	71-124/.572			357/13.7
1952-3	22/	153-397/.386	80-123/.650			386/17.5
1953-4	22/	210-520/.404	136-214/.636			556/25.3
TOTALS	70/	506-1281/.395	287-461/.623			1299/18.6

#15

Doug Altenberger



YEAR(S)	GP/GS	FGM-A/FG%	FTM-A/FT%	REB/AVG	AST/AVG	PTS/AVG
1982-3	31/4	30-90/.333	35-47/.745	40/1.3	23/0.7	96/3.1
1983-4	31/29	143-281/.509	66-95/.695	115/3.7	68/2.2	352/11.4
1984-5	35/31	162-322/.503	70-91/.769	126/3.6	67/1.9	394/11.3
1985-6	5/0	10-19/.526	0-2/.000	10/2.0	3/0.6	20/4.0
1986-7	30/29	*139-288/.483	55-76/.724	138/4.6	91/3.0	409/13.6
TOTALS	132/93	484-1000/.484	226-311/.727	429/3.3	252/1.9	1271/9.6

* includes 76-of-160 three-point shooting

#16

Bruce Douglas



YEAR(S)	GP/GS	FGM-A/FG%	FTM-A/FT%	REB/AVG	AST/AVG	PTS/AVG
1982-3	32/27	118-257/.459	64-89/.719	87/2.7	189/5.9	301/9.4
1983-4	31/30	159-337/.472	81-109/.743	136/4.4	177/5.7	399/12.9
1984-5	35/31	118-307/.384	42-57/.737	107/3.1	200/5.7	278/7.9
1985-6	32/29	118-248/.476	47-60/.783	88/2.8	199/6.2	283/8.8
TOTALS	130/117	513-1149/.446	234-315/.743	418/3.2	765/5.9	1261/9.7

#17

Lowell Hamilton



YEAR(S)	GP/GS	FGM-A/FG%	FTM-A/FT%	REB/AVG	AST/AVG	PTS/AVG
1985-6	24/0	36-67/.537	16-26/.615	41/1.7	4/0.2	88/3.7
1986-7	31/22	149-259/.578	36-66/.545	121/3.9	28/0.9	334/10.8
1987-8	33/6	*141-271/.520	48-77/.623	127/3.8	9/0.3	331/10.0
1988-9	36/33	#219-424/.517	50-89/.562	204/5.7	24/0.7	488/13.6
TOTALS	124/61	545-1020/.534	150-258/.581	493/4.0	65/0.5	1241/10.0

* includes 1-of-2 three-point shooting
includes 0-of-1 three-point shooting

#18

Rich Adams



YEAR(S)	GP/GS	FGM-A/FG%	FTM-A/FT%	REB/AVG	AST/AVG	PTS/AVG
1974-5	26/8	50-160/.313	33-52/.635	107/4.1	19/0.7	133/5.1
1975-6	27/26	181-356/.508	67-90/.744	158/9.6	41/1.5	429/15.9
1976-7	30/30	171-376/.455	45-64/.703	171/5.7	62/2.1	387/12.9
1977-8	27/20	108-239/.452	58-81/.716	133/4.9	37/1.4	274/10.1
TOTALS	110/84	510-1131/.451	203-287/.707	569/5.2	159/1.4	1223/11.1

#19

Anthony Welch



YEAR(S)	GP/GS	FGM-A/FG%	FTM-A/FT%	REB/AVG	AST/AVG	PTS/AVG
1981-2	26/1	30-64/.469	17-22/.773	39/1.5	12/0.5	77/3.0
1982-3	32/31	158-321/.492	61-87/.701	201/6.3	44/1.4	377/11.8
1983-4	2/2	6-12/.500	2-2/.000	4/2.0	0/0.0	14/7.0
1984-5	35/33	182-350/.520	51-68/.750	189/5.4	51/1.5	415/11.9
1985-6	32/29	156-292/.534	22-29/.759	147/4.6	49/1.5	334/10.4
TOTALS	127/96	532-1039/.512	153-208/.736	336/2.6	156/1.2	1217/9.6

#20

Audie Matthews



YEAR(S)	GP/GS	FGM-A/FG%	FTM-A/FT%	REB/AVG	AST/AVG	PTS/AVG
1974-5	26/10	41-122/.336	18-28/.643	87/3.3	19/0.9	100/3.8
1975-6	27/27	129-269/.480	46-68/.676	144/5.3	50/1.9	304/11.3
1976-7	30/30	202-396/.510	75-94/.798	151/5.0	75/2.5	479/16.0
1977-8	27/27	136-306/.444	55-79/.696	87/3.2	50/1.9	327/12.1
TOTALS	110/94	508-1093/.465	194-269/.721	469/4.3	194/1.8	1210/11.0



Top 50 Career Scorers

#21

Nick Anderson




YEAR(S)	GP/GS	FGM-A/FG%	FTM-A/FT%	REB/AVG	AST/AVG	PTS/AVG
1987-8	33/25	*223-390/.572	77-120/.642	217/6.6	55/1.7	525/15.9
1988-9	36/32	#262-487/.538	99-148/.669	285/7.9	72/2.0	647/18.0
TOTALS	69/57	485-877/.553	176-268/.657	502/7.3	127/1.8	1172/17.0

* includes 2-of-6 three-point shooting
includes 24-of-66 three-point shooting

#22

Skip Thoren



1962-3	26/	53-125/.424	37-58/.638	150/5.8		143/5.5
1963-4	24/	187-373/.501	114-174/.655	331/13.8		488/20.3
1964-5	24/	219-391/.560	95-137/.694	349/14.5		533/22.2
TOTALS	74/	459-889/.516	246-369/.667	830/11.2		1164/15.7

#23

Kevin Turner



1994-95	27/0	*26-78/.333	7-17/.412	20/0.7	17/0.6	73/2.7
1995-96	31/2	#65-180/.361	15-33/.455	49/1.6	54/1.7	170/5.5
1996-97	32/20	+120-293/.410	21-26/.808	75/2.3	66/2.1	323/10.1
1997-98	33/33	&215-512/.420	76-106/.717	105/3.2	91/2.8	584/17.7
TOTALS	123/55	426-1063/.401	119-182/.654	249/2.0	228/1.9	1150/9.3

* includes 14-of-38 three-point shooting # includes 25-of-89 three point shooting
+ includes 62-of-157 three-point shooting & includes 78-of-212 three-point shooting

#24

Richard Keene



1992-93	32/24	*92-226/.407	25-34/.735	71/2.2	73/2.3	266/8.3
1993-94	28/27	#81-213/.380	14-22/.636	97/3.5	113/4.0	224/8.0
1994-95	31/31	+123-324/.380	29-44/.659	119/3.8	111/3.6	338/10.9
1995-96	31/31	&107-288/.372	34-42/.810	116/3.7	162/5.2	317/10.2
TOTALS	122/113	403-1051/.383	102-142/.718	403/3.3	459/3.8	1145/9.4

* includes 57-of-145 three pointers # includes 48-of-113 three pointers
+ includes 63-of-173 three pointers & includes 69-of-186 three pointers

#25

James Griffin



1978-9	30/4	105-238/.441	19-34/.559	98/3.3	7/0.2	229/7.6
1979-80	35/28	119-259/.459	36-58/.621	154/4.4	25/0.7	274/7.8
1980-1	29/8	103-193/.534	21-36/.583	122/4.2	12/0.4	227/7.8
1981-2	29/28	171-334/.512	52-86/.605	204/7.0	27/0.9	394/13.6
TOTALS	123/68	498-1024/.486	128-214/.598	578/4.7	71/0.6	1124/9.1

#26

Tal Brody



1962-3	26/	95-215/.441	63-92/.685	90/3.5		253/9.7
1963-4	24/	157-379/.414	91-133/.684	97/4.0		405/16.9
1964-5	24/	183-392/.467	97-141/.688	108/4.5		463/19.3
TOTALS	74/	435-986/.441	251-366/.747	295/4.0		1121/15.1

#27

Bill Burwell



1960-1	24/	117-262/.446	57-86/.663	207/8.6		291/12.1
1961-2	23/	151-325/.463	124-168/.738	266/11.6		426/18.5
1962-3	26/	158-316/.500	86-110/.782	230/8.8		402/15.5
TOTALS	73/	426-903/.472	267-364/.734	703/9.6		1119/15.3

#28

Kenny Battle



1987-8	33/32	*197-341/.578	122-179/.682	183/5.5	55/1.7	516/15.6
1988-9	36/34	#218-361/.604	151-200/.755	174/4.8	64/1.8	596/16.6
TOTALS	69/66	415-702/.591	273-379/.720	357/5.2	119/1.7	1112/16.1

* includes 0-of-1 three-point shooting
includes 9-of-17 three-point shooting

#29

Rick Schmidt



1972-3	23/21	39-110/.355	10-19/.526	90/3.9		88/3.8
1973-4	23/23	191-389/.491	111-159/.698	165/7.2	34/1.5	493/21.4
1974-5	26/26	190-426/.446	144-179/.804	139/5.3	73/2.8	524/20.2
TOTALS	72/70	420-925/.454	265-357/.742	394/5.5	107/2.2	1105/15.3

#30

Greg Jackson



1968-9	24/	163-339/.481	68-109/.624	200/8.3		394/16.4
1969-70	24/	175-367/.477	59-115/.513	234/9.8		409/17.0
1970-1	23/	113-241/.468	49-65/.754	157/6.8		275/11.9
TOTALS	71/	451-947/.476	176/289/.609	591/8.3		1078/15.2



Top 50 Career Scorers

#31
Paul Judson



YEAR(S)	GP/GS	FGM-A/FG%	FTM-A/FT%	REB/AVG	AST/AVG	PTS/AVG
1953-4	22/	92-244/.379	62-79/.785			246/11.2
1954-5	22/	139-343/.405	85-119/.714			363/16.5
1955-6	22/	160-388/.412	84-113/.743			404/18.4
TOTALS	66/	391-975/.401	231-311/.743			1013/15.3

#32
Govonor Vaughn




1957-8	22/	138-324/.426	55-61/.773			327/14.9
1958-9	21/	110-289/.381	43-67/.642	170/8.1		263/12.5
1959-60	23/	164-357/.460	83-96/.865	187/8.1		411/17.9
TOTALS	66/	412-970/.425	181-224/.808			1001/15.2

#33
Derek Harper



1980-1	29/27	104-252/.413	33-46/.717	75/2.6	156/5.4	241/8.3
1981-2	29/27	105-230/.457	34-45/.756	133/4.6	145/5.0	244/8.4
1982-3	32/32	198-369/.537	83-123/.675	112/3.5	118/3.7	492/15.4
TOTALS	90/86	407-851/.478	150-214/.701	320/3.6	419/4.7	977/10.9

#34
Jim Dawson



1964-5	22/	38-93/.409	11-18/.611	41/1.9		87/4.0
1965-6	24/	163-344/.474	42-59/.712	100/4.2		368/15.3
1966-7	24/	214-495/.432	93-122/.762	73/3.0		521/21.7
TOTALS	70/	415-932/.445	146-199/.734	214/3.1		976/14.0

#35
George BonSalle



1954-5	20/	98-251/.390	67-95/.705			263/13.2
1955-6	22/	156-368/.424	118-170/.694			430/19.5
1956-7	14/	104-253/.411	69-101/.683			277/19.8
TOTALS	56/	358-872/.411	254-366/.694			970/17.3

#36
Bill Small



1960-1	22/	73-174/.420	42-47/.894	56/2.5		188/8.5
1961-2	23/	133-317/.420	70-81/.864	90/3.9		336/14.6
1962-3	26/	179-380/.471	81-102/.794	120/4.6		439/16.9
TOTALS	71/	385-871/.442	193-230/.839	266/3.7		963/13.6

#37
Perry Range



1978-9	24/1	21-40/.525	14-21/.667	25/1.0	12/0.5	56/2.3
1979-80	35/13	90-178/.506	63-82/.768	85/2.4	64/1.8	243/6.9
1980-1	29/22	101-178/.567	65-89/.730	115/4.0	70/2.4	267/9.2
1981-2	29/29	146-280/.521	83-108/.769	128/4.4	71/2.4	375/12.9
TOTALS	117/65	358-676/.530	225-300/.750	353/3.0	217/1.9	941/8.0

#38
Glynn Blackwell



1984-5	10/0	8-24/.333	9-13/.692	11/1.1	10/1.0	25/2.5
1985-6	32/13	94-169/.556	18-27/.667	63/2.0	53/1.7	206/6.4
1986-7	31/19	*120-231/.519	61-70/.871	106/3.4	64/2.1	307/9.9
1987-8	33/25	#153-319/.480	83-111/.748	111/3.4	78/2.4	399/12.1
TOTALS	106/57	375-743/.505	171-221/.774	291/2.7	205/1.9	937/8.8

* includes 6-of-15 three-point shooting
includes 10-of-44 three-point shooting

#39
Mannie Jackson



1957-8	22/	107-301/.355	31-51/.608			245/11.1
1958-9	22/	137-321/.426	25-42/.596	89/4.0		299/13.6
1959-60	23/	162-392/.413	54-86/.628	95/4.1		378/16.4
TOTALS	67/	406-1014/.400	110-179/.615	184/4.1		922/13.8

#40
Don Ohl



1955-6	22/	57-170/.335	33-48/.688			147/6.7
1956-7	22/	145-344/.421	53-84/.631			343/15.6
1957-8	22/	183-454/.403	65-102/.637			431/19.6
TOTALS	66/	385-968/.398	151-234/.645			921/14.0



Top 50 Career Scorers

#41
Steve Bardo



YEAR(S)	GP/GS	FGM-A/FG%	FTM-A/FT%	REB/AVG	AST/AVG	PTS/AVG
1986-7	31/10	*42-102/.412	34-50/.680	92/3.0	85/2.7	119/3.8
1987-8	33/21	#80-178/.449	53-87/.609	138/4.2	125/3.8	216/6.5
1988-9	36/30	+94-212/.443	76-96/.792	144/4.0	148/4.1	292/8.1
1989-90	29/29	&99-225/.440	55-78/.705	178/6.1	137/4.7	281/9.7
TOTALS	129/90	315-717/.439	218-311/.701	552/4.3	495/3.8	908/7.0

* includes 1-of-3 three-point shooting
includes 3-of-8 three-point shooting

+ includes 29-of-59 three-point shooting
& includes 28-of-64 three-point shooting

#42
Rick Howat



1968-9	22/	34-82/.415	10-13/.769	14/0.6		78/3.5
1969-70	24/	147-291/.505	41-54/.759	66/2.7		335/13.9
1970-1	23/	190-391/.485	94-113/.832	67/2.9		474/20.6
TOTALS	69/	371-764/.486	145-180/.806	147/2.1		887/12.9

#43
T.J. Wheeler



1990-91	13/1	*18-38/.474	19-24/.792	28/2.2	20/1.5	59/4.5
1991-92	27/22	#84-197/.426	81-96/.844	111/4.1	72/3.3	278/10.3
1992-93	32/12	+85-185/.459	60-69/.870	110/3.4	75/2.3	257/8.0
1993-94	26/26	&99-213/.465	61-75/.813	119/4.6	97/3.7	289/11.1
TOTALS	98/61	286-633/.452	221-264/.837	368/3.8	264/2.7	883/9.0

* includes 4-of-13 three-point shooting
includes 29-of-71 three-point shooting

+ includes 27-of-78 three-point shooting
& includes 30-of-88 three-point shooting

#44
Roger Taylor



1956-7	22/	88-228/.386	52-70/.743			228/10.4
1957-8	20/	97-223/.434	68-81/.840			262/13.1
1958-9	21/	158-350/.451	60-72/.833	68/3.2		376/17.9
TOTALS	63/	343-801/.428	180-223/.807			866/13.7

#45
Jeff Dawson



1972-3	24/24	182-406/.448	83-102/.814	68/2.8		447/18.6
1973-4	23/23	173-408/.424	72-88/.818	41/1.8	73/3.2	418/18.2
TOTALS	47/47	355-814/.436	155-190/.789	109-2.3		865/18.4

#46
Rennie Clemons



1990-91	31/28	*90-202/.446	76-121/.628	99/3.2	96/3.1	264/8.5
1991-92	28/25	#104-237/.439	93-126/.738	106/3.8	137/4.9	312/11.1
1992-93	29/27	+105-221/.475	71-113/.628	91/3.1	121/4.2	287/9.9
TOTALS	88/80	299-660/.453	240-360/.667	296/3.4	354/4.0	863/9.8

* includes 8-of-18 three-point shooting
includes 11-of-32 three-point shooting

+ includes 6-of-16 three-point shooting

#47
Mike Price



1967-8	24/	71-211/.336	62-85/.729	123/5.1		204/8.5
1968-9	24/	120-254/.472	58-77/.753	163/6.8		298/12.4
1969-70	24/	135-301/.449	89-108/.824	220/9.2		359/14.9
TOTALS	72/	326-766/.426	209-270/.774	506/7.0		861/12.0

#48
Neil Bresnahan



1976-7	28/3	80-176/.455	46-61/.754	138/4.9	31/1.1	206/7.4
1977-8	27/25	94-200/.470	31-47/.660	195/7.2	68/2.5	219/8.1
1978-9	30/26	105-236/.445	40-56/.714	236/7.9	75/2.5	250/8.3
1979-80	35/5	67-136/.493	27-37/.730	121/3.5	64/1.8	161/4.6
TOTALS	120/59	346-748/.462	144-201/.716	590/4.9	238/2.0	836/9.2

#49
George Montgomery



1981-2	28/0	41-83/.494	20-40/.500	104/3.7	13/0.5	102/3.6
1982-3	32/9	72-143/.503	40-78/.513	146/4.6	22/0.7	184/5.8
1983-4	31/30	124-226/.549	53-103/.515	224/7.2	53/1.7	301/9.7
1984-5	23/22	86-171/.503	64-104/.615	168/7.3	39/1.7	236/10.3
TOTALS	114/61	323-623/.518	177-325/.545	642/5.6	127/1.1	823/7.2

#50
Irving Bemoras



1950-1	27/	83-254/.327	49-66/.742			215/8.0
1951-2	26/	108-314/.344	69-105/.658			285/11.0
1952-3	22/	119-320/.373	84-119/.706			322/14.6
TOTALS	75/	310-887/.349	181-279/.685			822/11.0



Individual Records

Points

Single Game

1. 53 Dave Downey at Indiana, 2/16/63
2. 46 Andy Kaufmann vs. Wisc.-Milwaukee, 12/3/90
3. 42 Dave Scholz vs. Northwestern, 2/24/68
4. 40 Andy Kaufmann vs. Eastern Illinois, 12/1/90
Andy Phillip vs. Chicago, 3/1/43
6. 39 Deon Thomas at Ill.-Chicago, 12/30/91
- 39 Rich Adams vs. Arizona, 11/28/77
8. 38 John (Red) Kerr at Ohio State, 1/16/54
Eddie Johnson vs. Long Beach State, 12/8/79
Dave Scholz at Northwestern, 2/10/68

Single Season

1. 668 Don Freeman, 1965-66
2. 660 Andy Kaufmann, 1990-91
3. 649 Nick Anderson, 1988-89
4. 641 Ken Norman, 1986-87
5. 622 Kiwane Garris, 1996-97
6. 610 Eddie Johnson, 1979-80
7. 600 Nick Weatherspoon, 1972-73
8. 596 Kenny Battle, 1988-89
9. 587 Deon Thomas, 1992-93
10. 584 Kevin Turner, 1997-98

Career

1. 2129 Deon Thomas, 1991-94
2. 1948 Kiwane Garris, 1994-97
3. 1692 Eddie Johnson, 1978-81
4. 1653 Mark Smith, 1978-81
5. 1533 Andy Kaufmann, 1989-93
6. 1487 Efreem Winters, 1983-86
7. 1481 Nick Weatherspoon, 1971-73
8. 1459 Dave Scholz, 1967-69
9. 1449 Don Freeman, 1964-66
10. 1409 Kendall Gill, 1987-90

NOTE - Some statistical categories have been recorded only in recent years. Records for the following categories only go back as far as the season in which they were first kept: Fouls - 1926; FG Att. - 1942; FT Att. - 1942; Rebounds - 1959; Turnovers - 1968; Assists - 1971; Blocked shots - 1978; Steals - 1978; Minutes - 1978; Games - 1906



Dave Downey's record of 53 points in a game is the second-oldest individual game record in Illini history behind Andy Phillips record of 54 field goal attempts in 1943.

Field Goals

Single Game

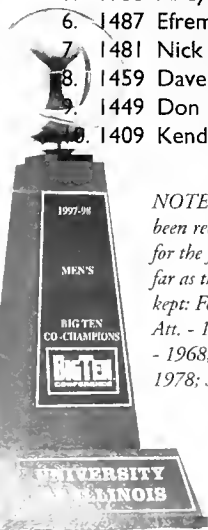
1. 22 Dave Downey at Indiana, 2/16/63
2. 17 Andy Kaufmann vs. Eastern Illinois, 12/1/90
- 17 Eddie Johnson vs. Long Beach State, 12/8/79
4. 16 Deon Thomas at Ill.-Chicago, 12/30/91
- 16 Rich Adams vs. Arizona, 11/28/77
- 16 Nick Weatherspoon at Vanderbilt, 12/23/71
- 16 Greg Jackson vs. Michigan, 2/22/69
- 16 Dave Scholz at Northwestern, 2/10/68
- 16 Dave Scholz at Butler, 12/2/67
- 16 Don Freeman at Minnesota, 2/26/66
- 16 Rich Jones vs. Providence, 12/28/65
- 16 Andy Phillip vs. Chicago, 3/1/43

Season

1. 266 Eddie Johnson, 1979-80
2. 262 Nick Anderson, 1988-89
3. 258 Don Freeman, 1965-66
4. 256 Ken Norman, 1986-87
5. 247 Nick Weatherspoon, 1972-73
6. 225 Andy Kaufmann, 1990-91
225 Deon Thomas, 1992-93
8. 223 Nick Anderson, 1987-88
223 Dave Scholz, 1967-68
10. 219 Skip Thoren, 1964-65
219 Eddie Johnson, 1980-81
219 Lowell Hamilton, 1988-89

Career

1. 803 Deon Thomas, 1991-94
2. 753 Eddie Johnson, 1978-81
3. 608 Mark Smith, 1978-81
4. 602 Efreem Winters, 1983-86
5. 598 Nick Weatherspoon, 1971-73
598 Dave Scholz, 1967-69
7. 572 Kiwane Garris, 1994-97
8. 566 Don Freeman, 1964-66
9. 558 Ken Norman, 1985-87
10. 545 Lowell Hamilton, 1986-89



Individual Records

Field Goal Attempts

Single Game

1. 54 Andy Phillip vs. Chicago, 3/1/43
2. 34 Nick Weatherspoon vs. South Carolina, 1/27/72
- 34 Dave Downey at Indiana, 2/16/63
- 34 John Kerr vs. Alabama, 12/12/5
5. 33 Dave Scholz at Northwestern, 2/10/68
- 33 Jim Dawson at Purdue, 2/25/67
7. 32 Eddie Johnson vs. Long Beach State, 12/8/79
- 32 Greg Jackson vs. Michigan, 2/22/69
- 32 Jim Dawson at Northwestern, 1/10/67
- 32 Don Ohl vs. Wisconsin, 1/13/58

Single Season

1. 595 Don Freeman, 1965-66
2. 576 Eddie Johnson, 1979-80
3. 541 Dave Scholz, 1967-68
4. 540 Nick Weatherspoon, 1972-73
5. 520 John Kerr, 1953-54
6. 512 Kevin Turner, 1997-98
7. 495 Jim Dawson, 1966-67
8. 487 Nick Anderson, 1988-89
9. 482 Andy Kaufmann, 1990-91
10. 477 Nick Weatherspoon, 1971-72

Career

1. 1658 Eddie Johnson, 1991-94
2. 1400 David Scholz, 1967-69
3. 1393 Kiwane Garris, 1994-97
4. 1351 Nick Weatherspoon, 1971-73
5. 1336 Deon Thomas, 1991-94
6. 1281 John Kerr, 1952-54
7. 1276 Don Freeman, 1964-66
8. 1248 Dave Downey, 1961-63
9. 1221 Efreem Winters, 1983-86
10. 1183 Jerry Hester, 1994-98

Field Goal Percentage

Single Game

(min. 10 attempts)

1. 1.000 Derek Harper (11-11) vs. Michigan State, 2/19/83
2. .917 Anthony Welch (11-12) vs. Cal State-Chico, 12/4/84
3. .909 Shelly Clark (10-11) at Northwestern, 1/7/95
- .909 Deon Thomas (10-11) at Purdue, 3/13/94
- .909 George Montgomery (10-11) at Iowa State, 1/3/83
- .909 Rick Howat (10-11) vs. Ohio State, 1/10/70
7. .900 Deon Thomas (9-10) vs. Vanderbilt, 11/27/92
- .900 Deon Thomas (9-10) vs. Northwestern, 2/4/91
9. .857 Deon Thomas (12-14) vs. Pittsburgh, 2/13/93
- .857 Andy Kaufmann (12-14) vs. Vanderbilt, 11/27/92

Single Season

(min. 200 attempts)

1. .641 Ken Norman, 1985-86 (216-337)
2. .633 Deon Thomas, 1993-94 (207-327)
3. .606 Deon Thomas, 1992-93 (225-371)
4. .604 Kenny Battle, 1987-88 (197-341)
5. .585 Deon Thomas, 1991-92 (199-340)
6. .578 Ken Norman, 1986-87 (256-443)
- .578 Kenny Battle, 1988-89 (218-361)
- .578 Lowell Hamilton, 1986-87 (149-258)
9. .577 Deon Thomas, 1990-91 (172-298)
10. .572 Nick Anderson, 1987-88 (223-390)

Career

(min. 500 attempts)

1. .609 Ken Norman, 1985-87 (558-916)
2. .601 Deon Thomas, 1991-94 (803-1336)
3. .591 Kenny Battle, 1988-89 (415-702)
4. .553 Nick Anderson, 1988-89 (485-877)
5. .534 Lowell Hamilton, 1986-89 (545-1020)
6. .530 Perry Range, 1979-82 (358-676)
7. .525 Mark Smith, 1978-81 (608-1158)
8. .518 George Montgomery, 1982-85 (323-623)
9. .516 Skip Thoren, 1963-65 (459-889)
10. .514 Tony Wysinger, 1984-87 (306-595)



Kevin Turner holds four Illini individual records in three-pointers, treys made and attempted in a game and single season.



Individual Records

Free Throws

Single Game

1. 19 Deon Thomas
vs. Ohio State, 2/15/94
2. 17 Kiwane Garris
vs. Ohio State, 3/5/97
- 17 Kiwane Garris
at California, 12/3/96
4. 16 Kiwane Garris
vs. Wisconsin, 2/27/94
- 16 Kiwane Garris
vs. Ohio State, 2/15/94
6. 15 Kiwane Garris
vs. Missouri, 12/20/95
- 15 Otho Tucker
vs. Northwestern, 1/11/75
- 15 Jeff Dawson
vs. Michigan State, 1/14/74
- 15 Don Freeman
vs. West Virginia, 12/11/65
10. 14 Deon Thomas at Purdue, 2/11/92
- 14 Audie Matthews
at Ohio State, 1/6/77
- 14 Matt Heldman vs. Clemson, 12/13/97

Single Season

1. 204 Kiwane Garris, 1996-97
2. 171 Don Sunderlage, 1950-51
3. 169 Andy Kaufmann, 1990-91
4. 161 Mark Smith, 1979-80
5. 152 Don Freeman, 1965-66
6. 151 Kiwane Garris, 1993-94
- 151 Kenny Battle, 1988-89
8. 148 Kiwane Garris, 1994-95
9. 144 Rick Schmidt, 1974-75
- 144 Deon Thomas, 1991-92

Career

1. 615 Kiwane Garris, 1994-97
2. 522 Deon Thomas, 1991-94
3. 437 Mark Smith, 1978-81
4. 398 Andy Kaufmann, 1989-93
5. 317 Don Freeman, 1964-66
6. 296 Dave Downey, 1961-63
7. 287 John Kerr, 1952-54
8. 285 Nick Weatherspoon, 1971-73
9. 283 Kendall Gill, 1987-90
- 283 Efreem Winters, 1983-86

Most Consecutive Free Throws

1. 39 Kiwane Garris, 2/1-2/22/95
2. 32 Rob Judson, 2/3/79-1/26/80
3. 30 Efreem Winters, 12/7/84-1/19/85

Free Throw Attempts

Single Game

1. 22 Deon Thomas
vs. Ohio State, 2/15/94
- 22 Kiwane Garris
vs. Missouri, 12/22/93
3. 20 Kiwane Garris
vs. Wisconsin, 2/27/94
- 20 Kiwane Garris
vs. Ohio State, 1/15/94
5. 19 Wally Osterkorn
vs. St. Louis, 12/22/49
6. 18 Kiwane Garris
vs. Ohio State, 3/5/97
- 18 Deon Thomas at Purdue, 2/11/92
- 18 Hiles Stout vs. Purdue, 2/23/57
9. 17 Kiwane Garris at California, 12/3/96
- 17 Otho Tucker
vs. Northwestern, 1/11/75
- 17 Bill Burwell vs. Cornell, 12/23/61
- 17 John Kerr at Michigan State, 1/9/54

Single Season

1. 245 Kiwane Garris, 1996-97
2. 218 Deon Thomas, 1991-92
- 218 Don Sunderlage, 1950-51
4. 214 John Kerr, 1953-54
5. 212 Deon Thomas, 1992-93
6. 203 Andy Kaufmann, 1990-91
7. 200 Kenny Battle, 1988-89
8. 197 Mark Smith, 1979-80
- 197 Don Freeman, 1965-66
10. 188 Kiwane Garris, 1993-94

Career

1. 790 Deon Thomas, 1991-94
2. 741 Kiwane Garris, 1994-97
3. 559 Mark Smith, 1978-81
4. 493 Don Freeman, 1964-66
5. 492 Andy Kaufmann, 1989-93
6. 461 John Kerr, 1952-54
7. 403 Dave Downey, 1961-63
8. 398 Efreem Winters, 1983-86
9. 393 Nick Weatherspoon, 1971-73
- 379 Dave Scholz, 1967-69
- 379 Kenny Battle, 1988-89



Deon Thomas holds six Illinois records: single game free-throws made and attempted, career points, field goals, free-throw attempts, and blocked shots.



Individual Records

Free Throw Percentage

Single Game

(min. 10 attempts)

- 1.000 Kiwane Garris (17-17) at California, 12/3/96
- 1.000 Matt Heldman (14-14) vs. Clemson, 12/13/97
- 1.000 Kendall Gill (13-13) vs. Minnesota, 2/8/90
1.000 Bill Burwell (13-13) at Indiana, 3/5/62
- 1.000 Efrem Winters (12-12) vs. New Mexico State, 12/8/84
- 1.000 Rich Jones (11-11) vs. Indiana, 2/6/66
1.000 Andy Kaufmann (11-11) vs. Georgia Southern, 12/8/90
- 1.000 Kiwane Garris (11-11) vs. Iowa, 2/11/95
- 1.000 Andy Kaufmann (10-10) at Minnesota, 2/10/91
1.000 Ken Norman (10-10) vs. Houston, 12/14/85
1.000 Scott Pierce (10-10) vs. Oregon State, 12/7/90
1.000 Perry Range (10-10) vs. Army, 12/11/81
1.000 C. J. Schroeder (10-10) vs. Northwestern, 2/5/72
1.000 Mark Smith (10-10) vs. Minnesota, 1/17/81
1.000 Craig Tucker (10-10) vs. Minnesota, 2/20/82
1.000 Tony Wysinger (10-10) at Pittsburgh, 12/6/86
1.000 Andy Kaufmann (10-10) vs. Missouri, 12/23/92
1.000 Kiwane Garris (10-10) vs. Indiana, 1/14/95

Single Season

(min. 75 attempts)

- .865 Govoner Vaughn, 1959-60 (83-96)
- .864 Bill Small, 1961-62 (70-81)
- .862 Kiwane Garris, 1995-96 (112-130)
- .860 Matt Heldman, 1997-98 (98-114)
- .844 T.J. Wheeler, 1991-92 (81-96)
- .840 Roger Taylor, 1957-58 (68-81)
- .833 Kiwane Garris, 1996-97 (204-245)
.833 Andy Kaufmann, 1990-91 (169-203)
.833 Craig Tucker, 1981-82 (110-132)
- .831 Kiwane Garris, 1994-95 (148-178)

Career

(min. 140 attempts)

- .875 Rob Judson, 1977-80 (126-144)
- .840 Matt Heldman, 1995-98 (195-232)
- .839 Bill Small, 1961-63 (193-230)
- .837 T.J. Wheeler, 1991-94 (221-264)
- .830 Kiwane Garris, 1994-97 (615-741)
- .827 Tony Wysinger, 1984-87 (158-191)
- .823 Craig Tucker, 1981-82 (186-226)
- .816 Jeff Dawson, 1973-74 (155-190)
- .809 Andy Kaufmann, 1989-93 (398-492)
- .808 Govoner Vaughn, 1958-60 (181-224)

Three-Point Field Goals Made

Single Game

- 8 Kevin Turner at UCLA, 12/30/97
- 7 Andy Kaufmann vs. Missouri, 12/19/90
7 Kevin Turner vs. Indiana 1/3/98
- 6 Kevin Turner vs. Ohio State, 3/5/97
6 Richard Keene vs. Iowa, 2/24/96
6 Jerry Hester vs. Indiana, 1/14/95
6 Tom Michael vs. New Mexico State, 1/12/89
6 T.J. Wheeler vs. Iowa, 2/23/92
6 Tom Michael vs. Ohio State, 1/30/92
6 Doug Altenberger vs. Indiana, 3/1/87
6 Doug Altenberger vs. Purdue, 2/23/87
6 Doug Altenberger vs. Wisconsin, 2/7/87
6 Doug Altenberger at Pittsburgh, 12/6/86

Single Season

- 78 Kevin Turner, 1997-98
- 76 Kiwane Garris, 1996-97
76 Doug Altenberger, 1986-87
- 75 Tom Michael, 1991-92
- 69 Richard Keene, 1995-96
- 67 Matt Heldman, 1997-98
- 64 Matt Heldman, 1996-97
- 63 Richard Keene, 1994-95
- 62 Kevin Turner, 1996-97
- 57 Richard Keene, 1992-93

Career

- 237 Richard Keene, 1993-96
- 189 Kiwane Garris, 1994-97
- 179 Kevin Turner, 1995-98
- 161 Matt Heldman, 1995-98
- 149 Tom Michael, 1991-94
- 143 Jerry Hester, 1994-98
- 105 Andy Kaufmann, 1989-93
- 90 T.J. Wheeler, 1991-94
- 82 Kendall Gill, 1987-90
- 76 Doug Altenberger, 1983-87

Three-Point Field Goal Attempts

Single Game

- 16 Kevin Turner vs. Indiana, 1/3/98
- 14 Andy Kaufmann vs. Missouri, 12/19/90
- 13 P.J. Bowman vs. Iowa, 2/5/89
13 Doug Altenberger vs. Purdue, 2/23/87
13 Kevin Turner at UCLA, 12/30/97
- 12 Kiwane Garris vs. Iowa, 2/9/97
12 Richard Keene vs. Iowa, 2/24/96
12 Richard Keene vs. Missouri, 12/22/94
12 Tom Michael vs. Connecticut, 1/4/92
12 Tom Michael at Temple, 12/10/91

Single Season

- 212 Kevin Turner, 1997-98
- 197 Kiwane Garris, 1996-97
- 186 Richard Keene, 1995-96
- 173 Richard Keene, 1994-95
- 165 Matt Heldman, 1997-98
- 160 Doug Altenberger, 1986-87
- 157 Kevin Turner, 1996-97
- 153 Matt Heldman, 1996-97
- 152 Tom Michael, 1991-92
- 145 Richard Keene, 1992-93

Career

- 617 Richard Keene, 1993-1996
- 520 Kiwane Garris, 1994-97
- 496 Kevin Turner, 1995-98
- 398 Matt Heldman, 1995-98
- 394 Jerry Hester, 1994-98
- 332 Tom Michael, 1991-94
- 276 Andy Kaufmann, 1989-93
- 250 T.J. Wheeler, 1991-94
- 219 Kendall Gill, 1987-90
- 160 Doug Altenberger, 1983-87



Individual Records

Three-Point Field Goal Percentage

Single Game

(min. 7 attempts)

- 1.000 Doug Altenberger (6-6) vs. Wisconsin, 2/7/87
- .833 Richard Keene (5-6) at Iowa, 2/1/95
- .833 Kiwane Garris (5-6) at Indiana, 3/1/94
- .750 Tom Michael (6-8) vs. Ohio State, 1/30/92
- .714 Kevin Turner (5-7) vs. Texas-Pan American, 12/2/97
- .714 Kevin Turner (5-7) vs. Minnesota, 1/14/97
- .714 Matt Heldman (5-7) vs. Virginia Tech, 12/1/96
- .714 Kiwane Garris (5-7) vs. Northwestern, 2/14/96
- .714 Richard Keene (5-7) vs. Ball State, 12/9/95
- .714 Kiwane Garris (5-7) at Ohio State, 3/11/95
- .714 Richard Keene (5-7) vs. Iowa, 2/4/93
- .714 Tom Michael (5-7) vs. Indiana, 2/4/92
- .714 Kendall Gill (5-7) vs. Dayton, 3/15/90

Single Season

(min. 40 attempts)

- .493 Tom Michael, 1991-92 (75-152)
- .492 Stephen Bardo, 1988-89 (29-59)
- .475 Doug Altenberger, 1986-87 (76-160)
- .467 Tony Wysinger, 1986-87 (29-60)
- .458 Kendall Gill, 1988-89 (38-83)
- .449 Andy Kaufmann, 1989-90 (22-49)
- .438 Stephen Bardo, 1989-90 (28-64)
- .425 Richard Keene, 1993-94 (48-113)
- .423 Tom Michael, 1993-94 (30-71)
- .418 Matt Heldman, 1996-97 (64-153)

Career

(min. 50 attempts)

- .475 Doug Altenberger, 1983-87 (76-160)
- .467 Tony Wysinger, 1984-87 (29-60)
- .455 Stephen Bardo, 1987-90 (61-134)
- .449 Tom Michael, 1991-94 (149-332)
- .405 Matt Heldman, 1995-98 (161-398)
- .384 Richard Keene, 1993-96 (237-617)
- .380 Andy Kaufmann, 1989-93 (105-276)
- .379 Rennie Clemons, 1991-93 (25-66)
- .375 P.J. Bowman, 1988-90 (45-120)
- .374 Kendall Gill, 1987-90 (82-219)

Rebounds

Single Game

- 24 Skip Thoren at UCLA, 12/28/63
- 23 Nick Weatherspoon vs. Michigan, 3/2/71
- 22 Nick Weatherspoon vs. DePauw, 12/2/72
- 22 Deon Flessner vs. Georgia Tech, 12/30/66
- 22 Skip Thoren at Villanova, 12/29/64
- 22 Skip Thoren at Kentucky, 12/19/64
- 21 Rich Jones at Northwestern, 3/7/66
- 21 Skip Thoren vs. Indiana, 1/4/65
- 21 Bill Burwell at Wisconsin, 2/19/62
- 21 Dave Downey vs. Creighton, 12/12/61

Single Season

- 349 Skip Thoren, 1964-65
- 331 Skip Thoren, 1963-64
- 310 Eddie Johnson, 1979-80
- 303 Ken Norman, 1986-87
- 295 Nick Weatherspoon, 1972-73
- 285 Nick Anderson, 1988-89
- 285 Don Freeman, 1965-66
- 269 Dave Downey, 1961-62
- 267 Eddie Johnson, 1980-81
- 267 Dave Downey, 1960-61

Career

- 853 Efrem Winters, 1983-86
- 846 Deon Thomas, 1991-94
- 831 Eddie Johnson, 1978-81
- 830 Skip Thoren, 1963-65
- 806 Nick Weatherspoon, 1971-73
- 790 Dave Downey, 1961-63
- 742 Don Freeman, 1964-66
- 723 Mark Smith, 1978-81
- 703 Bill Burwell, 1961-63
- 690 Neil Bresnahan, 1977-80

Assists

Single Game

- 16 Tony Wysinger at Pittsburgh, 12/6/86
- 15 Bruce Douglas vs. Houston, 12/14/83
- 13 Kiwane Garris vs. Virginia Tech, 12/1/96
- 13 Bruce Douglas vs. Minnesota, 3/9/85
- 12 Kiwane Garris vs. USC 3/14/97
- 12 Richard Keene vs. UIC, 12/4/93
- 12 Rennie Clemons vs. Oregon State, 12/7/90
- 12 Bruce Douglas vs. Wisconsin, 3/10/83
- 12 Bruce Douglas vs. Texas A&M, 11/27/82
- 12 Derek Harper vs. Michigan, 1/30/82
- 12 Derek Harper vs. Northwestern, 3/7/81
- 12 Derek Harper at Purdue, 2/28/81

Single Season

- 200 Bruce Douglas, 1984-85
- 199 Bruce Douglas, 1985-86
- 192 Tony Wysinger, 1986-87
- 189 Bruce Douglas, 1982-83
- 180 Kiwane Garris, 1996-97
- 177 Bruce Douglas, 1983-84
- 157 Larry Smith, 1988-89
- 156 Derek Harper, 1980-81
- 148 Stephen Bardo, 1988-89
- 145 Derek Harper, 1981-82

Career

- 765 Bruce Douglas, 1983-86
- 502 Kiwane Garris, 1994-97
- 495 Stephen Bardo, 1987-90
- 459 Richard Keene, 1993-96
- 419 Derek Harper, 1981-83
- 397 Larry Smith, 1987-91
- 385 Tony Wysinger, 1984-87
- 354 Rennie Clemons, 1991-93
- 352 Kendall Gill, 1987-90
- 350 Mark Smith, 1978-81

Opponents Individual Single-Game Record

Points	50	Von McDade, Wisconsin-Milwaukee (12/3/90)
Field Goals	21	Lew Alcindor (21-27), UCLA (1/29/67)
Three-Point Field Goals		
(min. 5 attempts)	9	Von McDade, Wisconsin-Milwaukee (12/3/90)
Free Throws	19	Ken Pannington (19-22), Butler (12/3/59)
Rebounds	26	Michael Graney, Notre Dame (1/24/59)
Assists	14	Tony Miller, Marquette (12/7/93)
	14	Quinn Buckner, Indiana (2/18/74)
Steals	7	Pat Baldwin, Northwestern (3/2/91)
Blocked Shots	8	Roy Rogers, Alabama (3/13/96)



Individual Records

Minutes

Single Game

1. 60 Bruce Douglas vs. Michigan, 1/28/84
2. 55 Doug Altenberger vs. Oregon, 11/25/84
- 55 Quinn Richardson vs. Michigan, 1/28/84
- 55 Efrem Winters vs. Michigan, 1/28/84
- 54 Doug Altenberger vs. Michigan, 1/28/84
6. 53 Bruce Douglas vs. Oregon, 11/25/84
7. 52 Anthony Welch vs. Oregon, 11/25/84
8. 51 Kiwane Garris vs. Missouri, 12/22/93
- 51 George Montgomery vs. Michigan, 1/28/84
10. 50 Bruce Douglas at Iowa, 2/2/84

Single Season

1. 1215 Eddie Johnson, 1979-80
2. 1203 Matt Heldman, 1997-98
3. 1182 Derek Harper, 1982-83
4. 1174 Bruce Douglas, 1984-85
5. 1125 Nick Anderson, 1988-89
6. 1124 Doug Altenberger, 1983-84
7. 1113 Doug Altenberger, 1984-85
- 1113 Bruce Douglas, 1983-84
9. 1112 Ken Norman, 1986-87
10. 1109 Kenny Battle, 1988-89

Career

1. 4373 Bruce Douglas, 1983-86
2. 4033 Efrem Winters, 1983-86
3. 3803 Kiwane Garris, 1994-97
4. 3799 Deon Thomas, 1991-94
5. 3730 Doug Altenberger, 1984-87
6. 3629 Eddie Johnson, 1978-81
7. 3517 Mark Smith, 1978-81
8. 3464 Jerry Hester, 1994-98
9. 3400 Richard Keene, 1993-96
10. 3394 Stephen Bardo, 1987-90

Career Consecutive Starts

1. 85 Richard Keene, 1993-96
2. 84 Audie Matthews, 1975-78
3. 72 Eddie Johnson, 1978-81

Steals

Single Game

1. 8 Bruce Douglas at Purdue, 2/25/84
2. 7 Kendall Gill vs. Iowa, 3/4/90
- 7 Kenny Battle vs. Michigan, 3/9/88
- 7 Kendall Gill vs. Eastern Illinois, 12/8/86
- 7 Bruce Douglas at Michigan, 1/8/86
- 7 Bruce Douglas vs. Wisconsin-Green Bay, 12/4/85
- 7 Bruce Douglas vs. Northwestern, 2/14/85
- 7 Bruce Douglas vs. Northwestern, 2/8/84
- 7 Derek Harper vs. Michigan, 2/17/83
8. 6 (12 times)

Single Season

1. 89 Kenny Battle, 1988-89
2. 88 Bruce Douglas, 1985-86
3. 85 Bruce Douglas, 1984-85
4. 78 Bruce Douglas, 1982-83
5. 73 Bruce Douglas, 1983-84
6. 72 Kenny Battle, 1987-88
- 72 Derek Harper, 1982-83
8. 67 Derek Harper, 1981-82
9. 65 Kendall Gill, 1987-88
10. 63 Kendall Gill, 1989-90

Career

1. 324 Bruce Douglas, 1983-86
2. 218 Kendall Gill, 1987-90
3. 178 Derek Harper, 1981-83
4. 161 Kenny Battle, 1988-89
- 161 Mark Smith, 1978-81
6. 135 Stephen Bardo, 1987-90
7. 133 Doug Altenberger, 1983-87
8. 127 Rennie Clemons, 1991-93
9. 125 Richard Keene, 1993-96
10. 115 Glynn Blackwell, 1985-88

Blocked Shots

Single Game

1. 11 Derek Holcomb vs. South Carolina, 12/8/78
2. 7 Deon Thomas vs. Northwestern, 2/26/92
- 7 Derek Holcomb vs. Centenary, 12/9/78
4. 6 James Griffin vs. Wisconsin, 2/4/82
- 6 Derek Holcomb at Northwestern, 1/8/81
- 6 James Griffin vs. Denver, 11/28/78
7. 5 (12 times)



Efrem Winters, the Illini's all-time leading rebounder, is one of only four Illinois players to record 1,400 career points and 800 rebounds.

Single Season

1. 86 Derek Holcomb, 1978-79
2. 56 James Griffin, 1981-82
3. 54 Deon Thomas, 1990-91
4. 48 Ken Norman, 1986-87
5. 46 Derek Holcomb, 1979-80
6. 44 Deon Thomas, 1991-92
7. 42 Derek Holcomb, 1980-81
- 42 Deon Thomas, 1992-93
9. 37 James Griffin, 1979-80
- 37 Deon Thomas, 1993-94

Career

1. 177 Deon Thomas, 1991-94
2. 174 Derek Holcomb, 1979-81
3. 156 James Griffin, 1979-82
4. 103 Efrem Winters, 1983-86
5. 89 Ken Norman, 1985-87
6. 87 Lowell Hamilton, 1986-89
7. 85 Scott Meents, 1983-86
8. 79 Jarrod Gee, 1995-98
9. 60 Nick Anderson, 1988-89
10. 59 Mark Smith, 1978-81



Team Records

Single-Game Records



Doug Altenberger was a perfect 6-of-6 from three-point range against Wisconsin on Feb. 17, 1987.

NOTE - Some statistical categories have been recorded only in recent years. Records for the following categories only go back as far as the season in which they were first kept: Fouls - 1926; FG Att. - 1942; FT Att. - 1942; Rebounds - 1959; Turnovers - 1968; Assists - 1971; Blocked shots - 1978; Steals - 1978; Minutes - 1978; Games - 1906

Most Points	127	Illinois vs. Louisiana State (100)	12/22/88 (A)
Most Field Goals	53	Illinois (53-78) vs. LSU (36-72)	12/22/88 (A)
.....	53	Illinois (53-92) vs. Long Island (28-85)	3/10/82 (H)
Most Field-Goal Attempts	132	Illinois (31-132) vs. Colgate (20-75)	2/30/48 (H)
Best Field-Goal Accuracy691	Illinois (38-55) vs. Wis.-Green Bay (16-48)	12/4/85 (H)
Most Three-Point Goals	14	Illinois (14-34) vs. Iowa (8-18)	2/24/96 (H)
Most Three-Point Attempts	34	Illinois (14-34) vs. Iowa (8-18)	2/24/96 (H)
Best Three-Point Accuracy (12 att. min.)667	Illinois (8-12) vs. Ohio State (7-18)	3/6/93 (H)
Most Free Throws	38	Illinois (38-52) vs. Texas (18-29)	12/20/97 (H)
Most Free-Throw Attempts	52	Illinois (38-52) vs. Texas (18-29)	12/20/97 (H)
Best Free-Throw Accuracy (12 att. min.)	1.000	Illinois (16-16) vs. Wisconsin (11-15)	1/17/85 (A)
.....	1.000	Illinois (24-24) vs. Penn State (8-16)	1/21/93 (H)
Most Rebounds	79	Illinois (79) vs. Wisconsin (51)	2/16/59 (H)
Most Turnovers	31	Illinois (31) 62 vs. Minnesota (14)	3/4/72 (A)
Most Assists	35	Illinois (35) vs. Long Island (16)	3/10/82 (H)
.....	35	Illinois (35) vs. Utah State (11)	12/7/85 (H)
Most Steals	20	Illinois (20) vs. Texas-Arlington (9)	11/24/78 (H)
.....	20	Illinois (20) vs. Purdue (10)	2/23/87 (H)
Most Blocked Shots	14	Illinois (14) vs. Denver (1)	11/28/78 (H)
Most Personal Fouls	33	Illinois (33) vs. Purdue (40)	3/1/52 (A)
.....	33	Illinois (33) vs. Iowa (29)	1/15/77 (H)
Most Men Fouled Out	5	Illinois (5) vs. Iowa (1)	2/9/52 (A)
.....	5	Illinois (5) vs. Purdue (6)	3/1/52 (A)
Highest Winning Score	127	Illinois 127 vs. Louisiana State 100	12/22/88 (A)
Highest Losing Score	107	Illinois 107 vs. Missouri 108 (3OT)	12/22/93 (N)
Lowest Winning Score (Modern era)	38	Illinois 38 vs. Wisconsin 31	1/1/46 (A)
Lowest Losing Score (Modern era)	31	Illinois 31 vs. Minnesota 34	1/6/47 (H)
Largest Victory Margin (Home)	69	Illinois 121 vs. Chicago State 52	12/18/93 (H)
Largest Victory Margin (Away)	42	Illinois 86 vs. Northwestern 44	2/27/43 (A)
Longest Winning Streak	25 games	2/21/14 thru 2/9/16	
Longest Winning Streak to Open Season 17 games		1/26/88 - 1/26/89	
Longest Losing Streak	11 games	1/12/74 thru 2/18/74	

Team Season

Most Points	3,110	1988-89 (36 games, 86.4 avg.)
Most Field Goals	1,200	1988-89 (36 games, 1200-2340)
Most Field-Goal Attempts	2,340	1988-89 (36 games, 1200-2340)
Best Field-Goal Accuracy544	1985-86 (32 games, 990-1828)
Most Three-Point Goals	238	1996-97 (32 games, 238-632)
Most Three-Point Attempts	632	1996-97 (32 games, 238-632)
Best Three-Point Accuracy461	1986-87 (31 games, 112-243)
Most Free Throws	580	1990-91 (31 games, 580-850)
Most Free-Throw Attempts	850	1990-91 (31 games, 580-850)
Best Free-Throw Accuracy744	1996-97 (32 games, 514-691)
Most Rebounds	1,349	1962-63 (26 games, 51.9 avg.)
Most Turnovers	537	1990-91 (31 games, 17.3 avg.)
Most Personal Fouls	705	1979-80 (35 games, 20.1 avg.)
Most Men Fouled Out	30	1976-77 (30 games, 1.0 avg.)
Most Assists	639	1988-89 (36 games, 17.8 avg.)
Most Blocked Shots	162	1978-79 (30 games, 5.4 avg.)
Most Steals	341	1988-89 (36 games, 9.5 avg.)

All-Time Big Ten Standings

1905 through 1998 (conference games only)

Team	Wins	Losses	Pct.	Years	Games
Indiana	743	504	.596	91a	1247
Purdue	760	521	.593	93	1281
Illinois	746	552	.575	93	1298
Michigan	624	538	.537	81	1162
Ohio State	611	599	.505	86	1210
Iowa	614	591	.510	86b	1205
Michigan State	389	381	.505	47	770
Minnesota	624	665	.484	91	1289
Wisconsin	567	729	.438	93	1296
Chicago	168	296	.362	40c	464
Penn State	40	66	.377	6	106
Northwestern	402	846	.322	90	1248

a - missed 1906-07 season;

b - missed 1907-08 season;

c - Missed 1944-45 season, dropped out of conference after 1945-46 season.




Team Records

Opponent Records (Team)

Most Points	120	UCLA 120 vs. Illinois 82	1/29/67 (N)
Most Field Goals	56	UCLA (56-105) vs. Illinois (32-76)	1/29/67 (N)
Most Field-Goal Attempts	105	UCLA (56-105) vs. Illinois (32-76)	1/29/67 (N)
Best Field-Goal Accuracy697	Indiana (23-33) vs. Illinois (24-59)	3/5/83 (A)
Most Three-Point Goals	15	Wisconsin-Milwaukee (15-41) vs. Illinois (8-13)	12/3/90 (H)
Most Three-Point Attempts	41	Wisconsin-Milwaukee (15-41) vs. Illinois (8-13)	12/3/90 (H)
Best Three-Point Accuracy900	Wisconsin (9-10) vs. Illinois (3-33)	1/25/97 (H)
Most Free Throws	41	Wisconsin (41-54) vs. Illinois (20-34)	1/1/55 (H)
Most Free-Throw Attempts	54	Wisconsin (41-54) vs. Illinois (20-34)	1/1/55 (H)
Best Free-Throw Accuracy(10 att. min.)	1.000	Ohio St. (10-10) vs. Illinois (21-27)	2/17/73 (H)
.....	1.000	Michigan St. (18-18) vs. Illinois (7-8)	1/12/86 (A)
.....	1.000	Northwestern (15-15) vs. Illinois (11-24)	2/26/92 (H)
Most Rebounds	74	Indiana (74) vs. Illinois (47)	2/25/61 (A)
Most Turnovers	37	Indiana (37) vs. Illinois (28)	2/12/73 (A)
Most Personal Fouls	41	Dayton (41) vs. Illinois (23)	3/21/52 (N)
Most Men Fouled Out	6	Purdue (6) vs. Illinois (5)	3/1/52 (A)



Andy Kaufmann



Derek Holcombe

Team Records (Single game, both teams)

Most Points	236	Illinois 120 vs. Wisconsin-Milwaukee 116	12/3/90 (H)
Most Field Goals	92	Illinois (46-84) vs. Arizona (46-90)	11/28/77 (H)
Most Field-Goal Attempts	207	Illinois (31-132) vs. Colgate (20-75)	12/30/48 (H)
Best Field-Goal Accuracy601	Michigan (45-68) vs. Illinois (38-70)	2/23/78 (A)
Most Free Throws	69	Illinois (36-48) vs. Northwestern (33-47)	2/5/55 (H)
Most Free-Throw Attempts	95	Illinois (36-48) vs. Northwestern (33-47)	2/5/55 (H)
Best Free-Throw Accuracy962	Illinois (7-8) vs. Michigan State (18-18)	1/12/86 (A)
Most Rebounds	130	Illinois (79) vs. Wisconsin (51)	2/16/59 (H)
Most Turnovers	65	Indiana (37) vs. Illinois (28)	2/12/73 (A)
Most Personal Fouls	73	Illinois (33) vs. Purdue (40)	3/1/52 (A)
Most Men Fouled Out	11	Illinois (5) vs. Purdue (6)	3/1/52 (A)

Team Records (Season, both teams)

Most Points	5760	1989 (36 games) Illinois 3110, Opponent 2650
Most Field Goals	2227	1989 (36 games) Illinois 1200-2340/Opponent 1027-2228
Most Field-Goal Attempts	4568	1989 (36 games) Illinois 1200-2340/Opponent 1027-2228
Best Field-Goal Accuracy487	1989 (36 games) (2227-4568) Illinois 1200-2340/Opponent 1027-2228
Most Free Throws	1108	1956 (22 games) Illinois 534-725/Opponent 574-813
Most Free-Throw Attempts	1538	1956 (22 games) Illinois 534-725/Opponent 574-813
.....		1991 (31 games) Illinois 580-850/Opponent 473-688
Best Free-Throw Accuracy732	1963 (26 games, 972-1327) Illinois 491-670/Opponent 481-657
Most Rebounds	2620	1963 (26 games, 100.8 avg.) Illinois 1349/Opponent 1217
Highest Rebound Average	110.7	1959 (22 games, 2435) Illinois 1179/Opponent 2117
Most Turnovers	1983	(34.1 avg) (33 games, 34.1 avg.) Illinois 500/Opponent 625
Most Personal Fouls	1406	1980 (35 games, 40.2 avg.) Illinois 705/Opponent 701
Most Men Foul Out	53	1980 (35 games, 1.5 avg.) Illinois 25, Opponent 28



Assembly Hall Records

Individual Single Game

Most Points by an Illinois player	46	Andy Kaufmann vs. Wisconsin-Milwaukee	12/3/90
Most Points by an Opponent	50	Von McDade (Wisconsin-Milwaukee)	12/3/90
Most Field Goals	19	Rudy Tomjanovich (Michigan) (19-27)	2/22/69
Most Field-Goal Attempts	44	Von McDade (Wisconsin-Milwaukee) (15-44)	12/3/90
Best Field-Goal Accuracy (10 att. min.)	1.000	Ken Norman (Illinois) vs. Houston (10-10)	12/14/85
.....		Derek Harper (Illinois), vs. Michigan State (11-11)	2/19/83
Most Three-Point Goals	9	Von McDade (Wisconsin-Milwaukee)	12/3/90
Most Three-Point Field Goal Attempts	22	Von McDade (Wisconsin-Milwaukee)	12/3/90
Best Three-Point Field Goal Accuracy (minimum 5 attempts)	1.000	Doug Altenberger (Illinois) vs. Wisconsin (6-6)	2/17/87
Throws	17	Kiwane Garris (Illinois) vs. Ohio State (17-18)	3/5/97
.....		Wayne Radford (Indiana) vs. Illinois (17-19)	3/2/78
Best Free-Throw Accuracy (10 att. min.)	1.000	C. J. Kupec (Michigan) (14-14)	1/2/75
Most Rebounds	23	Nick Weatherspoon (Illinois) vs. Michigan	3/2/71
.....	23	Joe Franklin (Wisconsin)	12/19/66
Most Assists	15	Bruce Douglas (Illinois) vs. Houston	12/14/85
Most Steals	7	Kendall Gill (Illinois) vs. Eastern Illinois	3/4/90
.....	7	Kenny Battle (Illinois) vs. Michigan	3/9/88
.....	7	Bruce Douglas (Illinois) vs. Iowa	12/8/86
Most Blocks	11	Derek Holcomb (Illinois) vs. South Carolina	12/8/78
Most Minutes	60	Bruce Douglas (Illinois) vs. Michigan	1/28/84

Attendance

High Attendance for Game	16,863	Illinois 66, Minnesota 67	3/9/96
Low Attendance for Game	3,016	Illinois 90, North Dakota St. 73	12/8/75
High Attendance for Season	271,375	1979-80 (19 games, 14,283 avg.)	
Low Attendance for Season	72,949	1973-74 (11 games, 6,632 avg.)	
Consecutive Sellouts	32	first, vs. Michigan (1/14/89); 32nd vs. Iowa (3/4/90)	

Illinois Attendance

Season	Record	Attendance	Average Attendance	High Game	Sell-outs
1962-63	2-0	32,144	16,072	16,137	
1963-64	7-3	143,650	14,365	16,128	1
1964-65	9-1	115,256	11,526	16,128	2
1965-66	7-3	79,661	7,966	9,838	0
1966-67	8-1	73,654	8,184	11,047	0
1967-68	4-5	80,203	8,911	12,857	0
1968-69	12-0	165,254	13,771	16,128	5
1969-70	7-4	157,206	14,291	16,128	5
1970-71	6-5	177,408	16,128	16,128	11
1971-72	7-3	136,972	13,697	16,017	0
1972-73	10-1	109,433	9,948	11,892	0
1973-74	4-7	72,949	6,632	7,771	0
1974-75	5-7	96,773	8,064	14,127	0
1975-76	11-4	106,444	7,096	16,128	1
1976-77	10-4	106,139	7,581	11,172	-0
1977-78	9-5	122,071	8,719	11,938	0
1978-79	7-6	184,715	14,209	16,503	5
1979-80	14-5	271,375	14,283	16,647	6
1980-81	12-2	217,330	15,523	16,663	9
1981-82	12-4	244,908	15,306	16,768	6
1982-83	13-2	194,384	12,958	15,386	0
1983-84	13-2	194,145	12,943	16,166	3
1984-85	15-0	235,736	15,715	16,764	7
1985-86	12-3	200,205	14,300	16,676	5
1986-87	13-2	227,641	15,176	16,793	5
1987-88	13-3	245,895	15,368	16,712	7
1988-89	17-0	262,215	15,424	16,563	9
1989-90	13-1	224,443	16,031	16,289	4
1990-91	12-4	217,003	13,563	16,321	1
1991-92	11-5	207,995	13,000	16,281	0
1992-93	12-4	213,949	13,372	16,321	3
1993-94	15-1	240,301	15,019	16,321	5
1994-95	11-3	221,772	15,841	16,450	5
1995-96	10-5	236,674	15,778	16,863	5
1996-97	12-2	193,364	13,812	16,450	3
1997-98	13-1	191,689	13,692	16,450	5
36 years	368-107	6,200,956	13,054	16,863	118



Bruce Douglas played all 60 minutes, a school record, in a 75-66 (+OT) win against Michigan on Jan. 28, 1984.



Assembly Hall Records

Illinois Team Highs

Most Points, Game	126	Illinois 126 vs. Long Island 78	3/10/8
Most Points, One Half	75	(2nd Half) Illinois 121 vs. Michigan State 46	3/9/65
Most Field Goals	53	Illinois (53-92) vs. Long Island (28-85)	3/10/82
Most Field-Goal Attempts	97	Illinois (43-97) vs. Rice (25-63)	12/22/75
Best Field-Goal Accuracy678	Illinois (40-59) vs. Indiana (32-79)	1/6/70
Most Three-Point Goals	14	Illinois (14-34) vs. Iowa (8-18)	2/24/96
Most Three-Point Field Goal Attempts	34	Illinois (14-34) vs. Iowa (8-18)	2/24/96
Best Three-Point Field Goal Accuracy875	Illinois (7-8) vs. Eastern Illinois (13-21)	12/1/90
Most Free Throws	38	Illinois (38-52) vs. Texas (18-29)	12/20/97
Most Free-Throw Attempts	52	Illinois (38-52) vs. Texas (18-29)	12/20/97
Best Free-Throw Accuracy962	Illinois (25-26) vs. Northwestern (17-20)	1/5/80
Most Rebounds	70	Illinois (70) vs. DePauw (35)	12/2/72
Most Assists	41	Illinois (41) vs. Butler (22)	12/1/70
Most Steals	20	Illinois (20) vs. Purdue (10)	2/23/87
.....	20	Illinois (20) vs. Texas-Arlington (9)	11/24/78
Most Blocks	14	Illinois (14) vs. Denver (3)	11/28/78
Most Turnovers	26	Illinois (26) vs. Michigan State (29)	2/24/73
Most Personal Fouls	33	Illinois (33) vs. Iowa (29)	1/15/77
Most Men Fouled Out	4	Illinois (4) vs. Iowa (1)	1/15/77
Highest Winning Score	126	Illinois 126 vs. Long Island 78	3/10/82
Highest Losing Score	89	Illinois 89 vs. Indiana 112	2/24/75
Widest Victory Margin	56	Illinois 109 vs. Illinois-Chicago 53	12/11/87
Longest Winning Streak	31	1/15/84 to 1/4/86	
Longest Losing Streak	4	2/16/71 thru 3/9/71	
.....	4	1/18/75 thru 2/3/75	
.....	4	1/12/74 thru 2/18/74	
.....	4	2/17/79 thru 12/4/79	



Richard Keene holds the school record for most three-point attempts in a career (617).

Illinois Team Lows

Fewest Points, Game	44	Illinois 44 vs. Purdue 52	2/18/82
Fewest Points, One Half	12	(1st Half) Illinois 12 vs. Purdue 16	2/18/82
Fewest Field Goals	14	Illinois (14-33) vs. Illinois State (16-36)	12/15/79
Fewest Field-Goal Attempts	33	Illinois (14-33) vs. Illinois State (16-36)	12/15/79
Worst Field-Goal Accuracy234	Illinois (15-64) vs. Ohio State (25-65)	2/19/72
Fewest Free Throws	2	Illinois (2-7) vs. Houston (14-22)	12/9/67
.....	2	Illinois (2-10) vs. Northwestern (23-29)	3/1/79
Fewest Free-Throw Attempts	5	Illinois (4-5) vs. NC-Charlotte (8-17)	11/25/77
.....	5	Illinois (3-5) vs. Iowa (10-14)	1/4/86
Worst Free-Throw Accuracy200	Illinois (2-10) vs. Northwestern (23-29)	3/1/79
Fewest Rebounds	15	Illinois (15) vs. Kentucky (25)	12/24/83
Fewest Assists	5	Illinois (5) vs. Ohio State (16)	2/19/72
Fewest Turnovers	3	Illinois (3) vs. Georgia Tech (21)	1/22/89
Fewest Personal Fouls	4	Illinois (4) vs. Wisconsin-Green Bay (12)	12/4/85
Lowest Winning Score	46	Illinois 46 vs. Michigan State 40	1/26/84
Lowest Losing Score	44	Illinois 44 vs. Purdue 52	2/18/82



Ken Norman hit 10-of-10 from the floor against Houston on Dec. 14, 1985.



Assembly Hall Records

Opponent Team Highs

Most Points, Game	116	Wisconsin-Milwaukee 116 vs. Illinois 120, 2OT	12/3/90
Most Points, One Half	62	(2nd Half) Iowa vs. Illinois 70	3/4/90
Most Field Goals	47	Indiana (47-82) vs. Illinois (38-80)	2/24/75
Most Field-Goal Attempts	100	Chicago State (34-100) vs. Illinois (32-61)	12/4/86
Best Field-Goal Accuracy654	Northwestern (34-52) vs. Illinois (32-70)	3/9/71
Most Three-Point Goals	15	Wisconsin-Milwaukee (15-41) vs. Illinois (8-13) 2OT	12/3/90
Most Three-Point Field Goal Attempts	41	Wisconsin-Milwaukee (15-41) vs. Illinois (8-13) 2OT	12/3/90
Best Three-Point Field Goal Accuracy (minimum 10 attempts)900	Wisconsin (9-10) vs. Illinois (3-33)	1/25/97
Most Free-Throw Attempts	46	Indiana (32-46) vs. Illinois (22-25)	1/13/96
Most Free Throws	32	Iowa (32-45) vs. Illinois (25-31)	1/15/77
.....	32	Indiana (32-46) vs. Illinois (25-31)	1/13/96
Best Free-Throw Accuracy (7 att. min.)	1.000	Northwestern (15-15) vs. Illinois (11-24)	2/26/92
Most Rebounds	71	Michigan (71) vs. Illinois (55)	1/11/72
Most Assists	31	Indiana (31) vs. Illinois (27)	2/24/75
Most Turnovers	34	Delaware State (34) vs. Illinois (19)	11/25/96
.....	34	Rice (34) vs. Illinois (13)	12/22/75
Most Personal Fouls	34	Tulane (34) vs. Illinois (25)	12/3/73
.....	34	Iowa (34) vs. Illinois (13)	3/4/90
Most Men Fouled Out	4	West Virginia (4) vs. Illinois (1)	12/11/65
.....	4	Northwestern (4) vs. Illinois (3)	2/4/67
.....	4	Tulane (4) vs. Illinois (1)	12/3/73
Highest Winning Score	112	Indiana 112 vs. Illinois 89	2/24/75
Highest Losing Score	116	Wisconsin-Milwaukee 116 vs. Illinois 120 2OT	12/3/90
Widest Victory Margin	24	Michigan 101 vs. Illinois 77	2/2/74

Opponent Team Lows

Fewest Points, Game	34	Wisconsin-Green Bay 34 vs. Illinois 84	12/4/86
Fewest Points, One Half	10	(1st Half) S. Mississippi (10) vs. Illinois (40)	12/3/84
Fewest Field Goals	13	Northwestern (13-48) vs. Illinois (31-51)	1/18/86
Fewest Field-Goal Attempts	33	North Dakota (15-33) vs. Illinois (38-89)	12/9/68
Worst Field-Goal Accuracy265	S. Carolina St. (22-83) vs. Illinois (37-66)	12/15/84
Fewest Free Throws	1	Minnesota (1-4) vs. Illinois (8-15)	2/11/88
.....	1	Minnesota (1-1) vs. Illinois (8-11)	1/5/84
.....	1	Michigan State (1-7) vs. Illinois (7-10)	1/11/79
Fewest Free-Throw Attempts	1	Minnesota (1-1) vs. Illinois (8-11)	1/5/84
Worst Free-Throw Accuracy143	Michigan State (1-7) vs. Illinois (7-10)	1/11/79
Fewest Rebounds	14	Indiana (14) vs. Illinois (29)	3/4/84
Fewest Assists	1	Iowa (1) vs. Illinois (10)	1/28/91
Fewest Turnovers	5	seven occasions	
Fewest Personal Fouls	7	Michigan (7) vs. Illinois (16)	3/2/71
Lowest Winning Score	51	Ohio State 51 vs. Illinois 50, OT	1/14/82
Lowest Losing Score	34	Wisconsin-Green Bay 34 vs. Illinois 84	12/4/85



Assembly Hall Records

Team High—Both Teams


Most Points, Game	236	Illinois 120 vs. Wisconsin-Milwaukee 116, 2OT	12/3/90
Most Points, One Half	132	(2nd half) Illinois (70) vs. Iowa (62)	3/4/90
Most Field Goals	92	Illinois (46-84) vs. Arizona (46-90)	11/28/77
Most Field-Goal Attempts	180	Illinois (41-91) vs. Minnesota (38-89)	2/19/66
Best Field-Goal Accuracy570	Illinois (46-69) vs. Ohio State (31-66)	2/17/88
Most Free Throws	61	Illinois (37-43) vs. Wisconsin (24-31)	2/27/94
Most Free-Throw Attempts	88	Illinois (25-50) vs. Northwestern (31-38)	3/4/63
Best Free-Throw Accuracy913	Illinois (25-26) vs. Northwestern (17-20)	1/5/80
Most Rebounds	126	Michigan (71) vs. Illinois (55)	1/11/72
Most Assists	63	Illinois (41) vs. Butler (22)	12/11/70
Most Turnovers	55	Illinois (26) vs. Michigan State (29)	2/24/73
Most Personal Fouls	62	Iowa (29) vs. Illinois (33)	1/15/77
Most Men Fouled Out	7	Illinois (3) vs. Northwestern (4)	2/4/67



Nick Weatherspoon's 23 rebounds against Michigan on March 2, 1971 are an Assembly Hall record.

Team Lows—Both Teams

Fewest Points, Game	86	Illinois 46 vs. Michigan State 40	1/26/84
Fewest Points, One Half	26	(2nd) Ohio State (12) vs. Illinois (14)	1/14/82
Fewest Field Goals	30	Illinois (14-33) vs. Illinois State (16-36)	12/15/79
Fewest Field-Goal Attempts	69	Illinois (14-33) vs. Illinois State (16)	12/15/79
Worst Field-Goal Accuracy310	Illinois (15-64) vs. Ohio State (25-65)	2/19/72
Fewest Free Throws	8	Illinois (7-10) vs. Michigan State (1-7)	1/11/79
Fewest Free-Throw Attempts	14	Illinois (8-12) vs. Wisconsin-Green Bay (2-2)	12/4/85
Worst Free-Throw Accuracy417	Illinois (11-26) vs. Creighton (9-22)	12/13/69
Fewest Rebounds	40	Illinois (15) vs. Kentucky (25)	12/24/84
Fewest Assists	15	Illinois (6) vs. Valparaiso (9)	12/4/72
Fewest Turnovers	13	Illinois (5) vs. Penn State (8)	1/21/93
.....	13	Illinois (5) vs. Wisconsin (8)	3/10/84
Fewest Personal Fouls	16	Illinois (4) vs. Wisconsin-Green Bay (12)	12/4/85



Kiwane Garris led all players shooting 16-of-20 from the line against Wisconsin on Feb. 27, 1994



Postseason History

NCAA TOURNAMENT

- 1942: Eastern Playoffs (at New Orleans)**
 Kentucky 46, Illinois 44
 Penn State 41, Illinois 34
- 1949: Eastern Playoffs (at New York)**
 Illinois 71, Yale 67
 Kentucky 56, Illinois 47
Final Playoffs (at Seattle)
 Illinois 57, Oregon State 53
 (3rd place)
- 1951: Eastern Playoffs (at New York)**
 Illinois 79, Columbia 71
 Illinois 84, No. Carolina St. 70
 Kentucky 76, Illinois 74
Final Playoffs (at Minneapolis)
 Illinois 61, Oklahoma A&M 46
 (3rd place)
- 1952: Mideast Regional (at Chicago)**
 Illinois 80, Dayton 61
 Illinois 74, Duquesne 68
Final Playoffs (at Seattle)
 St. John's 61, Illinois 59
 Illinois 67, Santa Clara 64
 (3rd place)
- 1963: Mideast Regional (at East Lansing)**
 Illinois 70, Bowling Green 67
 Loyola (Ill.) 79, Illinois 64
- 1981: Western Regional (#4 seed)**
 (at Los Angeles)
 Illinois 67, Wyoming 65
Western Regional (at Salt Lake City)
 Kansas State 57, Illinois 52
- 1983: Western Regional (#4 seed)**
 (at Boise)
 Utah 52, Illinois 49
- 1984: Mideast Regional (#2 seed)**
 (at Milwaukee)
 Illinois 64, Villanova 56
Mideast Regional (at Lexington)
 Illinois 72, Maryland 70
 Kentucky 54, Illinois 51
- 1985: East Regional (#3 seed)**
 (at Atlanta)
 Illinois 76, Northeastern 57
 Illinois 74, Georgia 58
East Regional (at Providence)
 Georgia Tech 61, Illinois 53
- 1986: Southeast Regional**
 (#4 seed - at Charlotte)
 Illinois 75, Fairfield 51
 Alabama 58, Illinois 56
- 1987: Southeast Regional**
 (#3 seed - at Birmingham)
 Austin Peay 68, Illinois 67
- 1988: Southeast Regional**
 (#3 seed - at Cincinnati)
 Illinois 81, Texas-San Antonio 72
 Villanova 66, Illinois 61
- 1989: Midwest Regional (#1 seed)**
 (at Indianapolis)
 Illinois 77, McNeese State 71
 Illinois 72, Ball State 60

Midwest Regional (at Minneapolis)
 Illinois 83, Louisville 69
 Illinois 89, Syracuse 86
Final Four (at Seattle)
 Michigan 83, Illinois 81

- 1990: Midwest Region (#5 seed)**
 (at Austin)
 Dayton 88, Illinois 86
- 1993: West Regional (#6 seed)**
 (at Salt Lake City)
 Illinois 75, Long Beach State 72
 Vanderbilt 85, Illinois 68
- 1994: Midwest Regional**
 (#8 seed - at Oklahoma City)
 Georgetown 84, Illinois 77
- 1995: East Regional (#11 seed)**
 (at Albany)
 Tulsa 68, Illinois 62
- 1997: Southeast Regional (#6 seed)**
 (at Charlotte)
 Illinois 90, Southern Cal 77
 Tennessee-Chattanooga 75, Illinois 63
- 1998: West Regional (#5 seed)**
 (at Sacramento)
 Illinois 64, South Alabama 51
 Maryland 67, Illinois 61

NATIONAL INVITATION TOURNAMENT

- 1980: Preliminary Games**
 (at Champaign)
 Illinois 105, Loyola (Ill.) 87
 Illinois 75, Illinois State 65
 Illinois 65, Murray State 63
Final Playoffs (at New York)
 Minnesota 65, Illinois 63
 Illinois 84, Nevada-Las Vegas 74
 (3rd place)
- 1982: Preliminary Games**
 (at Champaign)
 Illinois 126, Long Island 78
 Dayton 61, Illinois 58
- 1996: Preliminary Games**
 (at Champaign)
 Alabama 72, Illinois 69


Overall NCAA Record: 22-19 (.537)
Overall NIT Record: 5-3 (.625)



Illinois made its most recent Final Four appearance in 1989. The Fighting Illini met Michigan in the semifinals at the Kingdome in Seattle.



ILLINOIS TRADITION



Mal Jan 1959

Illinois Basketball History

TIMELINE

1906

Illinois basketball tradition begins with a 71-4 win over Champaign High School on January 12th



1918

Big Ten Champions

1925

Dec. 12, 1925 Illinois opens the season against Butler at the new gymnasium, which would later be renamed George Huff Gymnasium before the 1937 season.

1915

Big Ten Champions
Illinois posts a perfect 16-0 record and is named national champion by the Helms Foundation

1924

Big Ten Champions

Over the course of 93 years, the University of Illinois has enjoyed the creation of a stellar basketball tradition that includes Final Four appearances, All-Americans, Academic All-Americans, NBA first round draft selections, and a place among the nation's elite basketball programs year-in and year-out. The University of Illinois basketball tradition got its start when the Big Ten Conference officially began playing basketball in 1906. At the time the member schools of the "Intercollegiate Conference of Faculty Representatives", or "Western Conference", or "Big Ten Conference" as it was known were University of Chicago, University of Illinois, University of Michigan, University of Minnesota, Northwestern University, Purdue University, and the University of Wisconsin.

1906-1909 (34-30)

The first official game in Illinois history was a 71-4 romp over Champaign High School in Urbana on January 12, 1906. The first four years of Illinois hoops saw four different coaches who combined for a 34-30 record. In the first season of Illinois basketball the Illini went 6-8, 3-6 in the Big Ten under head coach Elwood Brown. The following season the Illini's record dropped to 1-10, 0-8 under F.L. Pickney. A new coach, Fletcher Lane, and a new season arrived in 1907-08 and the Illini posted a 20-8 record and went 6-5 in the conference. Despite a successful season, the Illini

underwent its fourth coaching change in as many years and new mentor Herb V. Juul stayed two seasons (1909 and 1910) and was 7-6 his inaugural year and 5-4 the next season.

Big Ten grows to eight teams with the addition of Iowa in the 1907 season.

1910-1919 (95-48)

The new decade brought the program an extended taste of success. In the 1910s Illinois won two Big Ten titles, in 1915 and 1917, and compiled a 95-48 record including a perfect 16-0 record in 1915. That 1915 season was the third in the eight year tenure of head coach Ralph Jones and it produced the only unbeaten season in Illini history and the first Big Ten title for the Illinois basketball program. Following the perfect season the Illinois team was named national champions by the Helms Foundation. Jones' 1915 team scored twice as many points as its opponents and won the conference title by three games over Chicago.

The arrival of the Woods brothers in 1915 had a lot to do with the success of this era. Guard Ray Woods was named first team All-America all three years he competed (1915-17), and brother Ralf, a forward, led the team in scoring in both 1916 and 1917. His consistency at the free throw line led to the establishment of the Ralf Woods Award, which is still given annually to the Fighting Illini player with the best free-throw percentage.

Illinois followed up its conference championship season with a second place finish after posting a 13-3 record. The Illini dropped two games to Northwestern and one to eventual champion Wisconsin, but the first loss to the Wildcats was the Illini's first-ever overtime game as Northwestern scored two points in the overtime period to beat Illinois, 23-21, Feb. 12, 1916, at what is now the Kenney Gym Annex.

In 1918, Jones and the Illini picked up their second conference championship crown in three years as Illinois went 13-3 overall and 10-2 in league games. The 1917 team featured a starting guard named George Halas. The professional football pioneer and former Chicago Bear owner and head coach was known on the team for his gritty defense and he was named captain of the 1918 squad before entering the armed forces January 18, 1918.


Big Ten grows to nine teams with addition of Ohio State in the 1913 season.

Big Ten grows to 10 teams with addition of Michigan in the 1918 season.

1920-29 (99-68)

Jones led the Illini into the decade of the 1920s and started off this period with a 9-4 record and a third place finish in the Big Ten in 1920. The following season a new mentor, Frank Winters, was in Champaign-Urbana and his two-year stay produced an 11-7 mark in 1921 and a 14-5 record in 1922.

Illinois Athletic Director George Huff



Illinois Basketball History

ILLINOIS

1935
Big Ten Champions

1940s
Illinois ranks 13th
nationally in win
percentage (.728)

1943
Big Ten Champions

1937
Big Ten Champions

1942
Big Ten Champions



The Whiz Kids

replaced Winters with J. Craig Ruby, whose 14-year tenure at Illinois is the third longest in program history. In his first three seasons Ruby led the Illini to a 31-18 record and a share of the conference title with Wisconsin in 1924. In 1924, Illinois was 11-6 overall and 8-4 in the Big Ten.

After winning Illinois' third conference title in 1924, Ruby's Illini matched the win mark the following year (11-6, 8-4) but dropped to third place in the standings. The Illini opened the 1926 season on Dec. 12, 1925 against Butler in the newly built men's gymnasium, which would later be renamed George Huff Gymnasium after Illinois Athletic Director George Huff. Illinois won its first game at the new gym, 23-22. The remainder of the decade saw Illinois go 10-7 in both 1927 and 1929 taking fourth and fifth in the league standings, and 9-8 in 1926. The only losing season in Ruby's Illinois career came with a 5-12 mark in 1928 and it is one of only eight losing seasons in the University's 93-year history.

Combes to the roster. Combes, a three-year letterwinner, starred for the Illini from 1935-37 and later returned to his alma mater as head coach of the Illini in 1948. Combes helped lead Illinois to both its Big Ten titles in the 1930s.

Ruby closed out his coaching tenure in 1935-36 leading Illinois to a 13-6 record, 7-5 in the Big Ten, and third place in the league standings.

The man chosen to replace Ruby was Douglas Mills. In his 11-year tenure as head coach, Mills established himself as the first coach in Illinois history to win or share three Big Ten championships.

In his first season, 1936-37, Mills' Illini squad captured a share of the Big Ten championship with a 10-2 league record. The Illini were 14-4 overall. Following that season the men's gymnasium got a new name, George Huff Gymnasium, after former Illinois athletic director George Huff, who passed away on October 1, 1936. During the championship season future major league baseball hall of famer Lou Boudreau led the team in scoring, 8.7 ppg.

team in the nation in the 1940s. Illinois' 150-57 record and .725 winning percentage was the best in the Big Ten. In 1941, Mills added to his coaching duties when he was named the school's director of athletics. That same year Art Mathisen arrived in Champaign in what would soon become the creation of the famed "Whiz Kids". In 1942, joining Mathisen were Jack Smiley, Andy Phillip, Gene Vance, and Ken Menke who captured the attention of the entire nation while winning back-to-back conference titles and combining for a 35-6 record, 25-2 in the Big Ten over those two seasons. To this day the "Whiz Kids" remain one of the most storied teams in Illinois history. They dazzled crowds everywhere averaging 58 points per game, while most teams were averaging in the low 40s.

The team was broken up March 1, 1943 when all five starters headed to active duty in the armed forces. All but Mathisen went on the play professionally, and Phillip became a member of the Naismith Basketball Hall of Fame.

After the departure of the Whiz Kids, Mills faced a major rebuilding job. Mills' closed out his time as head coach at Illinois in the 1947 season. That mark coincided with the return of the "Whiz Kids" from military service. A crowd of 7,785, the largest home crowd to that point in Illinois history jammed into Huff Gym to see their return on Dec. 6, 1946 against Cornell. The Whiz Kids played only the first half of the game building a 49-13 lead, and the Illini won 87-39. The Illini opened league play with two losses and dug



1930-39 (120-61)

In the decade of the 1930s Illinois picked up Big Ten championships number four and five in 1935 and 1937. In 1935 the Illini squad was 5-3 after its first eight games, but rallied in the closing stretch of the season and won its last four contests to grab a share of the conference title.

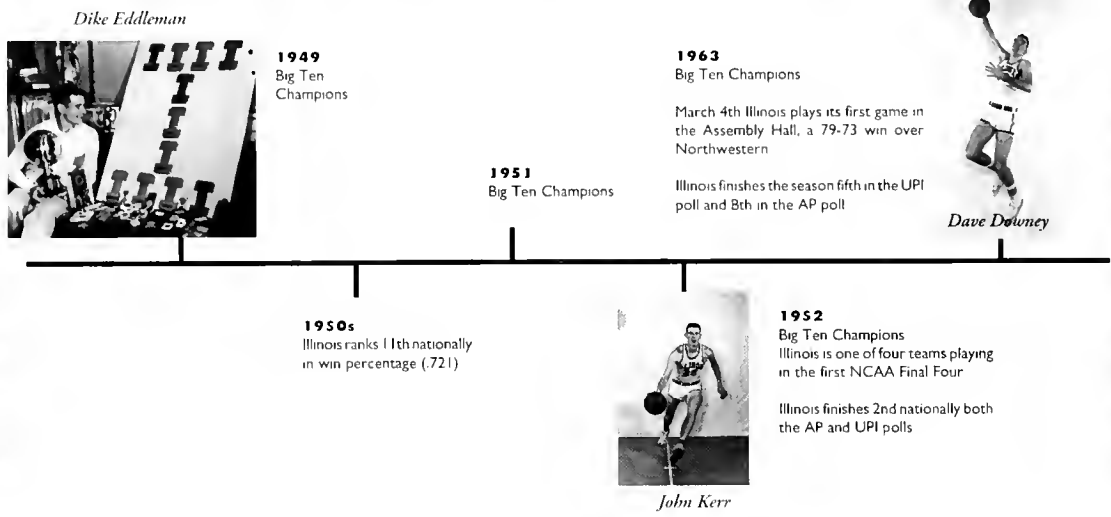
A new star on the playing floor emerged in the 1935 season with the addition of Harry

1940-49 (150-56)

The decade of the 1940s brought much success to Illinois basketball. Head Coach Douglas Mills led the Illini to consecutive Big Ten titles in 1942 and 1943. The Illini would add another league championship under Harry Combes in 1949.

The Illini were the 13th winningest Division I

Illinois Basketball History



TIMELINE

their way back to a second place finish by winning eight of their last 10 games.

After retiring from coaching, Mills retained his position as athletic director until 1966.

Former Illini Harry Combes was re-associated with the program when he was selected to replace Mills as head coach of the Fighting Illini. He had previously served as head coach at Champaign High School. In his first nine seasons at Illinois, he won three Big Ten titles and compiled an amazing record of 164-44 overall (.788) and 94-30 in the Big Ten (.758).

Combes first team at Illinois in 1947-48, led by Dike Eddleman and Jack Burmaster, set a Big Ten scoring record with 1,530 points, en route to a 15-5 overall record and 7-5 league finish. His second year as head coach Combes collected his first of four Big Ten championships as a head coach. He finished his Illinois career with a total of six championships as a player and coach.

The four-year period between 1949-52 brought the University of Illinois three Big Ten championships, three 20-win seasons, and a 42-10 Big Ten mark. The 1949 squad, led by Eddleman, Bill Erickson, and Walter Osterkorn, was Illinois' first 20-game winner since 1908, finishing 21-4. That year, Illinois beat Yale, 71-67, to advance to a national semifinal showdown with Kentucky at Madison Square Garden in New York City. The Illini fell to the Wildcats, 76-47, forcing Illinois to defeat Oregon State, 57-53, in

Seattle for third place.

Big Ten drops from 10 to nine teams with the departure of Chicago from the league in 1947.

1950-59 (165-64)

Two of the first three years in this decade saw Illinois bring home Big Ten championships. Illinois won the title in 1951 with a 13-1 league record and produced another 20-win season with a 22-5 record. That season featured a rematch with Kentucky, which had downed the Illini in the national semifinals in 1949. Illinois beat Columbia, 79-71, and N.C. State, 84-70, to get to the national semifinals and a rematch with the Wildcats. In a heart-breaking loss, Kentucky nipped Illinois 76-74 on a shot by Wildcat sub Shelby Linville with 12 seconds remaining in the game. The Illini collected third place nationally by beating Oklahoma A&M, 61-46, in Minneapolis.

The 1952 season brought Illinois another Big Ten title and introduced John Kerr, a center from Tilden Tech in Chicago. He began his three-year reign as Illinois' top scorer with a sophomore-record 357 points. The Illini recorded a 22-4 overall mark and went 12-2 in the conference. Once again, Illinois advanced to the national semifinals and ran into underdog St. John's. The Redmen fought their way to a 61-59 victory in the NCAA's first Final Four, in Seattle. Illinois took another third place award home after beating Santa Clara, 67-64 behind 26 points by Kerr.


The 1954 season was highlighted when Kerr shattered Illinois' single-season scoring record by tallying 556 points in his senior year. Kerr's 1,299 career points in three seasons currently rank 14th on the all-time Illinois scoring list. He held first place in Illini career scoring until Dave Downey passed him in 1963. After his Illinois career came to an end, Kerr departed on a 12-year professional career and then became the first head coach of the Chicago Bulls in 1966.

Once again the Illini hoopsters led the Big Ten in wins for a decade with a 165-64 record in the 1950s. The Illini's winning percentage, .721, ranked 11th nationally. On Dec. 17, 1956, Illinois defeated San Francisco 62-33, snapping the Dons' 51 game regular season win streak. Associated Press began its basketball poll in 1949 with UPI adding its poll in 1951 and from 1951-56 the Illini finished the season ranked in the top 20 nationally every year. Illinois' highest final ranking in the 1950s was second both polls in 1952.

Big Ten grows to 10 games with addition of Michigan State in the 1951 season.

1960-69 (145-95)

The 1960s produced Big Ten championship number 11 for Illinois in 1963. That season the Illini were 20-6 overall, 11-3 in the conference. That season senior Dave Downey led the team in scoring as he had the previous two seasons and he moved into first on the all-time scoring list. Downey also set the school record for points in a game, which still



Illinois Basketball History

ILLINOIS

1965
Illinois finishes the season 16th in the UPI poll

1970
Illinois sets an NCAA record for attendance after selling out all 11 home games and averaging 16,125 in attendance

1981
Illinois finishes the season 19th in the AP poll and 18th in the UPI poll

1969
Illinois finishes the season 20th in the AP poll



Eddie Johnson

1979
Illinois leads the nation in field goal percentage defense (.404)

Illinois upsets No. 1 ranked Michigan State and Magic Johnson, 57-55.

stands, with 53 in a road loss to Indiana on Feb. 16.

Illinois was a game back of first place in the league standings with only two games remaining when the Assembly Hall opened its doors on March 4, 1963. Illinois' first game at the Hall was an exciting 79-73 victory over Northwestern before 16,137 fans to stay within a game of first place Ohio State. After Illinois edged Iowa, 73-69, in the last game of the season, the Fighting Illini would need an overtime loss two hours later by the Buckeyes at Indiana to share the title.

The 1965 season was highlighted by Illinois' season opening 118-83 victory over defending national champion UCLA at the Assembly Hall. Combes called the game, "one of the best an Illinois team has ever played."

Combes closed out his Illini coaching career in 1967 with a 12-12 record and seventh place Big Ten finish. The season was highlighted by a 98-97 victory over No. 3 Kentucky in Lexington on Dec. 8.

Another former Illini, Harv Schmidt, replaced Combes and led the team into the 1970s. Schmidt's Illini went 11-13 in 1968 and rebounded to a 19-5 record in 1969 and a second place Big Ten finish.

1970-79 (129-129)

The decade of the 1970s brought two coaching changes, the second one brought Lou Henson, who would become the longest tenured coach in Illinois history. In 1970, Illinois set an NCAA attendance record,

selling out all 11 home games for an average of 16,128 fans per game.

Although the Illini recorded a losing mark in 1971 (11-12), that season welcomed Nick Weatherspoon from Canton, Ohio. "Spoon" stepped right into the starting lineup and led the team in rebounds. The next two years he led the team in scoring and rebounding before becoming a first round draft selection and spending eight seasons in the NBA.

Harv Schmidt concluded his Illinois coaching career in 1974 as the Illini's record dropped to 5-18 and last place in the Big Ten standings. The following season Gene Bartow served as head coach, but left to take the head coaching job at UCLA after only one season. After Bartow's departure following the 1975 campaign, the University picked New Mexico Head Coach Lou Henson to bring success back to the Illinois program. He did just that, taking a team that won 14 games in his inaugural season to a 19-11 record within just four years. The last years of the 1970s signaled the arrival of Eddie Johnson and Matk Smith, two players who would lead the team into the 1980s and pave the way for Illinois' return to national prominence.

In 1979, Illinois finished the seventh in the Big Ten, but went 19-11 overall, including ascension to No. 2 in the national polls after starting the year 15-0. That year, Illinois upset top-ranked Michigan State and Magic Johnson, 57-55, in one of the school's most memorable games. That year, Illinois also led the nation in field-goal percentage defense (.404).

1980-89 (233-90)

Henson returned everyone for the 1980 campaign and the team gave the head coach his first of 11, 20-win seasons at Illinois. That year, Illinois made its first post-season appearance since 1963, finishing third in the NIT.

In 1981, Illinois made more strides in its return to the national spotlight with a 21-8 record, a third place Big Ten finish and an invitation to the NCAA Tournament. The team received a first-round bye in the NCAA Tournament and beat Wyoming, 67-65, in Los Angeles to advance to the regionals in Salt Lake City, where Illinois lost to Kansas State, 57-52.

That year, the Fighting Illini led the Big Ten in scoring for the second consecutive season and were again led by Johnson and Smith. Guards Craig Tucker and Derek Harper arrived to add backcourt punch, and Harper began his Illini career being named first team Freshman All-America by ESPN and ABC.

The 1982 season brought Illinois another post-season appearance, in the NIT, and an 18-11 record. Harper led the Big Ten in assists and steals.

One of Illinois' best groups arrived on campus in 1983. Guards Bruce Douglas and Doug Altenberger, and forward Scott Meents and Efreem Winters joined sophomores George Montgomery and Anthony Welch to form the nucleus for a team that



Illinois Basketball History

TIMELINE

1984
Big Ten Champions

Illinois finishes the season sixth in both the AP and UPI polls



Bruce Douglas

1986
Illinois finishes the season 19th in the AP poll and 20th in the UPI poll

1988
Head Coach Lou Henson collects his 500th career coaching victory with a 75-65 win over Indiana on February 29th

Illinois finishes the season 16th in the AP poll and 15th in the UPI poll

1985
Illinois opened the season ranked No. 1 in the nation by Basketball Times

Illinois finishes the season 12th in the AP poll and 10th in the UPI poll

1987
Illinois finishes the season 11th in the AP and UPI polls

would win 95 games during the next four seasons.

In 1983, the Fighting Illini became the nation's 25th team to cap the 1,000-win mark with a 72-70 victory over Texas A&M in the Great Alaska Shootout. Later that year Harper was selected first team All-Big Ten, falling one vote shy of being a unanimous pick, before leaving school early for the NBA draft. He was a first round selection of the Dallas Mavericks.

The 1984 season brought Illinois its 12th Big Ten championship in a season where Illinois had four overtime games including a four-overtime 75-66 victory over Michigan. The next game was a two-overtime win at Iowa, Henson's 400th victory as a college head coach. The Illini recorded a 26-5 mark and were 15-3 in Big Ten play, tying Purdue for the league title. The 1984 season also marked Illinois' first back-to-back 20 win seasons since 1951-52. The Illini would go on to record a total of nine consecutive 20-win seasons from 1983-91.

The Illini started out the 1985 season ranked No. 1 nationally by Basketball Times in its preseason poll. Illinois made a return trip to the NCAA Tournament where the Illini advanced to the Sweet 16.

In 1984-87, Illinois' stingy defense ranked first in the Big Ten allowing only 54.9 points in 1984, 55.7 in 1985, 63.3 in 1986, and 70.2 in 1987. In 1984-87, Illinois also ranked first in field goal defense, and the Illini were first in three-point defense in 1987.

Junior college transfer Ken Norman highlighted the 1986 season as he set the school record for single season field-goal percentage (.641). The next season saw the addition of an outstanding group of young players to the roster. Guards Steve Bardo, Kendall Gill, and Larry Smith joined forward Nick Anderson in a highly-touted recruiting class. This group produced another 20-win season (23-8) and a trip to the NCAA Tournament, where Illinois was beaten 68-67 by Austin Peay in arguably the school's most shocking upset.

The 1988 season brought Henson his 500th career victory laid the foundation for what would be an incredible history making season in 1989. The 1989 team may very well have been the most talented team ever assembled at Illinois. The players known as the "Flying Illini", included all the important pieces of 1988 (Battle, Gill, Bardo, Lowell Hamilton, Anderson and Smith) as well as junior college All-American P.J. Bowman and former high school All-American Marcus Liberty.

The team shattered most of its all-time records including points in a season (3,110), most steals in a season (341), and most wins in a season (31). The Fighting Illini won their first 16 games and were ranked No. 2 in the nation going into a nationally televised game against Georgia Tech, whom Illinois had already beaten, 80-75, at the Rainbow Classic in December. The Yellow Jackets led, 47-31, but Illinois managed to surge back to force overtime, eventually needing two extra periods to win the game. Along with the No. 1 ranking the next day came some bad news. Illinois' catalyst, Gill, had broken a bone in his foot and would miss the next 12 games.

Hurt by the loss of Gill, Illinois lost three of the next four games and its No. 1 ranking. The Illini rallied to finish second in the Big Ten with a 14-4 record and with Gill back in the lineup, the Illini were awarded a No. 1 seed in the Midwest region of the NCAA Tournament. After rolling to victories over McNeese State and Ball State at the Hoosier Dome, a power-packed regional in Minneapolis with Missouri, Louisville and Syracuse, stood in the way of Illinois' trip to the Final Four.

Louisville fell victim to Illinois, losing 83-69, which set up a regional final matchup with Syracuse. The Fighting Illini held off Syracuse to advance to the Final Four in Seattle where Illinois faced Michigan, a team it had beat twice already in 1989, in the national semifinals. Despite Battle's 29-point, 11-rebound effort Illinois fell to eventual national champion Michigan, 83-81.

1990-98 (150-92)

Coming off the Final Four season, Illinois went 21-8 overall, 11-7 in the Big Ten in 1990. Gill, a senior, became the first player since Norman in 1987 to average 20 ppg and he was named a first-team All-American by UPI. Gill led the Big Ten in scoring and he was a finalist for the John Wooden Player of the Year Award. He was the fifth overall pick in the NBA draft that summer, going to the Charlotte Hornets.

Going into the 1991 season, Illinois, faced with the loss of Gill, Bardo and Liberty, who declared himself eligible for the NBA draft a year early, was picked to finish as low as ninth



Illinois Basketball History

Kendall Gill



1989
Illinois sets the school record for wins with a 31-5 record

Illinois advances to the Final Four

Illinois finishes the season 3rd in both the AP and UPI polls



1994
Deon Thomas breaks a 13-year old record and becomes Illinois' all-time leading scorer

1997
Illinois finishes the season 19th in the AP poll and 24th in the USA Today poll

1990
Kendall Gill leads the Big Ten in scoring with 20.4 ppg in league games

Illinois finishes the season 18th in both the AP and UPI polls



March 21, 1996
Lon Kruger becomes the 14th head coach at Illinois and in two years he's led the Illini to a 45-20 record and a Big Ten Championship



Lon Kruger, Kevin Turner, Jerry Hester, Ron Guenther

1998
Big Ten Champions
Illinois finishes the year 22nd in the AP poll

in the Big Ten by some publications. But, junior forward Andy Kaufmann burst onto the scene scoring 660 points, the second largest single-season total in Illinois history. He and the Illini proved the preseason expectations wrong by going 21-10 and finishing third in the Big Ten.

Illinois' consecutive 20-win season streak was snapped in 1992 when the Illini posted its first losing record in 14 years, going 13-15. After sitting out a season, Kaufmann returned for the 1992-93 campaign and helped lead Illinois to a 19-13 record and trip to the NCAA Tournament. The following season, Illinois again advanced to the NCAA Tournament and in the process, senior Deon Thomas broke a 13-year old record and became the school's all-time leading scorer. Thomas scored his record-breaking 1,693rd point in the championship game of the Illini/Pepsi Classic against American and he went on to finish his career with 2,129 points.

In 1994 a young upstart freshman, Kiwane Garris, would begin his assault on the all-time scoring list. He notched 446 points as a freshman and would be the catalyst on the Illini team over the next few years.

After advancing to the NCAA Tournament in 1995, Illinois extended its run on postseason play with a berth in the 1996 NIT. In 1996, the Illini started the season 11-1 before losing Garris to injury. Without its leader, the Illini dropped its first five Big Ten games. Garris returned, but was never 100 percent and junior forward Jerry Hester missed games with a severely sprained ankle. The Illini finished the 1996 season 18-13 overall, 7-11 in the Big Ten. But more importantly the 1996 season marked the end of the most

successful era in Illinois basketball when Lou Henson announced his retirement before the end of the season. In his 21 years at Illinois Henson notched 423 victories and guided the Illini to 11 NCAA Tournament appearances. The Okay, Okla. native coached Illinois to 11, 20-win seasons and finished his career as the third-winningest coach in Big Ten history with 214 league victories.

On March 21, 1996 a new era in Illinois basketball began when Director of Athletics Ron Guenther introduced Lon Kruger as the University's 14th men's basketball coach. Kruger came to Illinois from the University of Florida and carried a list of impressive credentials, including guiding Florida to the Final four in 1994.

In only his first year at Illinois, Kruger guided Illinois to a 22-10 record and the second round of the NCAA Tournament. His 22 wins in 1997 are the most by a coach in his first season at Illinois. Over the course of the season Illinois defeated five ranked opponents, including No. 7 Minnesota, 96-90, at the Assembly Hall. Illinois also traveled to Bloomington and handed Indiana a 78-74 loss, the first win for Illinois at Assembly Hall in Bloomington since 1990.

During the course of the year, Garris etched his name in the Illinois record book with one of the best season performances by any Illini player in history. He finished his career second on the all-time scoring list with 1,948 points and he set the single-season record for free throws made and attempted. Garris averaged 19.4 points and missed being the Big Ten's leading scorer by three one-hundredths of a point.

In 1998, Kruger did the unthinkable as he took a team picked to finish seventh in the Big Ten and guided the Illini to a share of its first Big Ten title since 1984. On the way to the league crown, Illinois went 5-0 against Indiana, Iowa, and Michigan the first time in school history the Illini has gone undefeated against those teams during the course of a season.

Illinois advanced to the second round of the NCAA Tournament after earning a No. 5 seed in the West Regional. The Illini defense was the Big Ten's best as Illinois finished the year first in scoring defense, field-goal defense and three-point defense in league games.

The future only looks bright for Illinois basketball under the guidance of Kruger and his staff. Illinois is scheduled to open a state-of-the-art practice facility in October, the Richard T. Ubben Basketball Complex, which will include a practice gym, training room, weight room, video room, players lounge and coaches offices. Kruger and his staff have also attracted top players to the University and have pipped the Illini against some of the best competition in the nation outside of the Big Ten. With a 45-20 record and a Big Ten championship trophy in just two years, Kruger has quickly extended the fine tradition of Illinois basketball that all began 93 years ago.



All-Americans

- 1915 Ray Woods - G, 1st (Helms)
- 1916 Ray Woods - G, 1st (Helms)
- 1917 Ray Woods - G, 1st (Helms)
Chuck Alwood - C, 1st (Helms)
- 1918 Earl Anderson - F, 1st (Helms)
- 1920 Chuck Carney - F, 1st (Helms)
- 1922 Chuck Carney - F, 1st (Helms)
- 1937 Harry Combes - F, 2nd (Omaha)
- 1938 Lou Boudreau - F, 1st (MSG)
Louis (Pick) Dehner - C, 3rd (Con)
- 1939 Louis (Pick) Dehner - C, 1st (MSG),
3rd (Con)
- 1940 Bill Hapac - F, 1st (Helms, Con)
- 1942 Andy Phillip - F, 1st (Helms)
Jack Smiley - G, HM (SN)
Art Mathisen - C, HM (SN)
Ken Menke - F, HM (SN, Con)
Gene Vance - G, HM (SN)
- 1943 Andy Phillip - F, 1st (Con, PM,
Helms, SN, AP, UP, NEA,
Look)
Art Mathisen - C, HM (Con)
Gene Vance - G, HM (Con)
- 1944 Walt Kirk - G, HM (Con)
- 1945 Walt Kirk - G, HM (Con)
- 1946 Jack Burmaster - G, HM (SN)
Bob Doster - F, HM (SN)
- 1947 Andy Phillip - F-G, 1st (True,
NABC), HM (Con)
Jack Smiley - G, 3rd (Helms), HM
(Con)
Gene Vance - G, HM (Con)
- 1948 Dwight (Dike) Eddleman - F, 2nd
(AP), 3rd (Con, True)
Jack Burmaster - G, HM (Con)
- 1949 Bill Erickson - G, 1st (Helms, Col),
3rd (SN, UP), 4th (Con)
Dwight (Dike) Eddleman - F, 1st
(Con), 2nd (AP, UP)
- 1950 Bill Erickson - G, HM (Con)
- 1951 Don Sunderlage - G, 2nd (Helms,
SN), 3rd (UP, Con), HM (AP)
Ted Beach - F, HM (Con)
Rod Fletcher - G, HM (Con)

- 1952 Rod Fletcher - G, 1st (Look, Con,
Helms), 2nd (AP, UP, INS,
NABC, Col, Ath)
John (Red) Kerr - C, HM (AP, UP,
Con)
Irv Bemoras - F, HM (UP, Con)
Jim Breder - G, HM (UP, Con)
Bob Peterson - C, HM (UP)
- 1953 Irv Bemoras - F, 2nd (Con, Helms,
Look), HM (AP)
Jim Breder - G, 2nd (Con, Helms,
Look), HM (AP)

- John (Red) Kerr - C, HM (AP, INS,
Con)
- 1954 John (Red) Kerr - C, 2nd (Helms),
3rd (Look, AP, UP), 4th (Con)
- 1955 Bill Ridley - G, HM (AP, Con)
Paul Judson - G, HM (INS, Con)
George BonSalle - G, HM (Con)
- 1956 Paul Judson - G, 2nd (Con), 3rd
(NABC, UP, NEA), HM (INS)
Bill Ridley - G, 2nd (Con), 3rd
(NABC, UP)
Bruce Brothers - F, HM (Con)



Kendall Gill was a consensus All-American in 1990.



Andy Phillip



All-Americans

- Harv Schmidt - F, HM (Con)
- 1957 Harv Schmidt - F, 2nd (Con)
- George BonSalle - C, 2nd (NABC), HM (Con)
- Don Ohl - G, HM (AP, Con)
- 1958 Don Ohl - G, 2nd (Con), 3rd (Helms)
- Govoner Vaughn - F, HM (Con)
- 1959 Roger Taylor - G, HM (Con)
- 1960 Mannie Jackson - G, HM (Con)
- Govoner Vaughn - F, HM (Con)
- 1961 Dave Downey - F, HM (Con)
- John Wessels - C, HM (Con)
- 1962 Dave Downey - F, HM (Con)
- Bill Burwell - C, HM (Con)
- 1963 Dave Downey - F, 1st (Helms), 2nd (Con), HM (AP)
- Bill Small - F/G, HM (Con)



Chicago Bulls announcer Johnny "Red" Kerr was a second team All-America selection in 1954.

Key to Abbreviations

- AP Associated Press
- Arg Argosy
- Ath Athletic Publications
- BN Basketball News
- BKW Basketball Weekly
- BW Basketball Writers of America
- Col Colliers
- Con Converse
- CSAF Citizens Savings Athletic Foundation
- Helms Helms Foundation
- INS International News Service
- K Kodak
- Look Look Magazine
- MSG Madison Square Garden
- NABC National Association of Basketball Coaches
- NEA Newspaper Enterprise Association
- Omaha Omaha World Newspaper
- PM Pic Magazine
- SN Sporting News
- True True Magazine
- UP United Press
- 1st First Team
- 2nd Second Team
- 3rd Third Team
- HM Honorable Mention
- G Guard
- F Forward
- C Center

Academic All-Americans

Voted by College Sports Information Directors of America, 1964-



Illini assistant coach Rob Judson was an academic All-American in 1979.

- 1965 Tal Brody - G, 2nd
- 1967 Jim Dawson - G, 2nd
- Dave Scholz - C, HM
- 1968 Dave Scholz - C, 1st
- 1969 Denny Pace - G/F, 3rd
- 1970 Rick Howat - G, 3rd
- 1971 Rick Howat - G, 1st
- 1974 Rick Schmidt - F, 1st
- Jeff Dawson - G, 2nd
- 1975 Rick Schmidt - F, 1st
- 1976 Ortho Tucker - G, 3rd
- 1979 Rob Judson - G, 4th
- Steve Lanter - G, 4th

- 1964 Tal Brody - G, HM (SN, Con)
- Duane (Skip) Thoren - C, HM (Con)
- 1965 Duane (Skip) Thoren - C, 1st (Helms), 2nd (AP, Con), 3rd (UPI, BN, NABC)
- Bogie Redmon - F, HM (Con)
- Tal Brody - G, 2nd (SN, Con)
- 1966 Don Freeman - F, 1st (Helms), 2nd (Con, BN), HM (UPI)
- Rich Jones - F, HM (Con)
- 1967 Jim Dawson - G, HM (Con)
- Dave Scholz - C, HM (Con)
- 1968 Dave Scholz - C, 1st (Helms), HM (Con)
- 1969 Dave Scholz - C, 1st (Helms), 3rd (AP), HM (Con)
- 1970 Mike Price - G, HM (Con)
- 1972 Nick Weatherspoon - F, HM (Con)
- 1973 Nick Weatherspoon - F, 1st (CASF), HM (Con)
- 1974 Jeff Dawson - G, HM (Con)
- 1975 Rick Schmidt - F, HM (Con)
- 1977 Audie Matthews - G, HM (Con)
- Levi Cobb - F, HM (Con)
- 1983 Derek Harper - G, 2nd (AP), 3rd (BN)
- 1984 Bruce Douglas - G, 3rd (UPI)

- 1987 Ken Norman - F, 2nd (AP, BW, SN, K), HM (UPI)
- 1988 Nick Anderson - F, HM (SN)
- Kenny Battle - F, HM (SN)
- 1989 Nick Anderson - F, HM (AP, UPI, SN)
- Kenny Battle - F, HM (AP, UPI, SN)
- Kendall Gill - G, HM (SN)
- 1990 Kendall Gill - G, 1st (UPI), 2nd (BKW), 3rd (AP, SN, NABC)
- 1994 Deon Thomas - F/C, HM (AP)



All-Big Ten Selections

- 1911 Louis Bernstein - F, 2nd
Emmet Poston - F, 3rd
- 1914 Dudley Crane - G, 2nd
- 1915 Ray Woods - G, 1st
Edward Williford - F, 2nd
Frank Bane - C, 2nd
Sven Duner - G, 2nd
Ralf Woods - R, 3rd
- 1916 Ray Woods - G, 1st
Ralf Woods - F, 2nd
Clyde Alwood - C, 3rd
- 1917 Clyde Alwood - C, 1st
Ralf Woods - F, 2nd
Ray Woods - G, 2nd
- 1918 Earl Anderson - F, 1st
- 1919 Paul Taylor - G, 3rd

- 1920 Charles Carney - G, 1st
- 1921 Charles Vail - G, 3rd
- 1922 Charles Carney - F, 1st
John Sabo - G, 2nd
- 1924 Leland Stilwell - C, 1st
Glenn Potter - F, 2nd
- 1925 Russell Daugherity - F, 1st
- 1926 Leonard Haines - G, 1st
- 1927 Russell Daugherity - F, 1st
- 1929 John How - F, 2nd
Douglas Mills - G, 2nd

- 1930 Douglas Mills - G, 1st
Charles Harper - F, 2nd
- 1931 Charles Harper - F, 2nd
Caslon Bennett - C, 3rd
- 1932 Hudson Hellmich - F, 2nd
- 1933 Caslon Bennett - C, 2nd
- 1934 Frank Froschauer - F, 1st
- 1935 Frank Froschauer - F, 2nd
Robert Riegel - C, 2nd
- 1936 Harry Combes - G/F, 2nd
- 1937 Harry Combes - F, 1st
Robert Riegel - C, 2nd
- 1938 Louis Dehner - C, 2nd
- 1939 Louis Dehner - C, 1st
Bill Hapac - F, 2nd

- 1940 Bill Hapac - F, 1st
- 1941 Bill Richmond - G, 1st (AP)
- 1942 Andy Phillip - G/F, 1st (AP, UPI, INS)
Gene Vance - G, 1st (INS), HM (AP, UPI)
Ken Menke - F, 2nd (UPI, INS), HM (AP)
- Jack Smiley - F, 2nd (INS), HM (AP)
Vic Wukovits - G, 2nd (AP)
- 1943 Andy Phillip - G/F, 2nd (AP, UPI, INS)
Gene Vance - G, 1st (AP, UPI, INS)
Jack Smiley - F, 1st (AP, UPI, INS)
Art Mathisen - C, 1st (AP, INS), 2nd (UPI)
Ken Menke - F, HM (AP, UPI, INS)
- 1945 Walt Kirk, Jr. - G, 1st (AP, UPI, INS)
- 1946 Jack Burmaster - G, 2nd (AP, UPI, INS)

- Bob Doster - F, 2nd (AP, UPI, INS)
- 1947 Jack Smiley - G, 2nd (AP, UPI, INS)
Gene Vance - G, 2nd (AP, UPI, INS)
Andy Phillip - G/F, HM (AP)
- 1948 Dwight (Dike) Eddleman - F, 1st (AP), 2nd (UPI)
Jack Burmaster - G, 2nd (AP)
- 1949 Bill Erickson - G, 1st (AP, UPI, INS)
Dwight (Dike) Eddleman - F, 2nd (AP, UPI, INS)
Jim Marks - F, HM (AP, UPI, INS)

- 1950 Wally Osterkorn - F/C, 2nd (AP, UPI, INS)
Bill Erickson - G, 2nd (UPI), HM (AP, INS)
- 1951 Don Sunderlage - G, 1st (AP, UPI, INS)
Rod Fletcher - G, 2nd (AP, UPI, INS)
Clive Follmer - F, HM (AP)
Bob Peterson - C, HM (AP)
- 1952 Rod Fletcher - G, 1st (AP, UPI)
Irv Bemoras - F, 2nd (AP, UPI)
John (Red) Kerr - C, 2nd (UPI), HM (AP)
Jim Bredar - G, HM (AP)
Clive Follmer - F, HM (AP)
Bob Peterson - C, HM (AP)
- 1953 Irv Bemoras - F, 1st (AP, UPI)
Jim Bredar - G, 2nd (AP, UPI)
John (Red) Kerr - C, 2nd (AP, UPI)
- 1954 John (Red) Kerr - C, 1st (AP, UPI)
- 1955 Paul Judson - G/F, 1st (UPI), 2nd (AP)
Bill Ridley - G, HM (UPI)
- 1956 Paul Judson - G/F, 1st (AP, UPI, INS)
George BonSale - C, 1st (UPI), 2nd (AP), HM (INS)
Bill Ridley - G, 1st (AP), 2nd (UPI)
- 1957 Don Ohl - G, 1st (AP, UPI)
Harv Schmidt - F, 2nd (AP, UPI)
Roger Taylor - G, HM (AP, UPI)...
- 1958 Don Ohl - G, 1st (AP, UPI)
- 1959 Roger Taylor - G, 2nd (AP, UPI)
Mannie Jackson - G, HM (AP)
Govoner Vaughn - F, HM (AP)
John Wessels - C, HM (AP)

- 1960 Mannie Jackson - G, 2nd (UPI), 3rd (AP)
Govoner Vaughn - F, 2nd (AP), 3rd (UPI)
- 1961 Dave Downey - F, 2nd (AP, UPI)
Jerry Colangelo - G, HM (AP)
Bill Burwell - C, HM (AP, UPI)
- 1962 Dave Downey - F, 1st (AP, UPI)
Bill Small - F/G, 2nd (AP, UPI)
Bill Burwell - C, HM (AP)
Bob Starnes - F, HM (AP)
- 1964 Tal Brody - G, 2nd (UPI), 3rd (AP)
Duane (Skip) Thoren - C, 2nd



Nick Anderson was a two-time All-Big Ten selection.

NOTE: All-conference teams from 1911 through 1940 were selected by various publications. Wire services began choosing teams in 1941.



All-Big Ten Selections

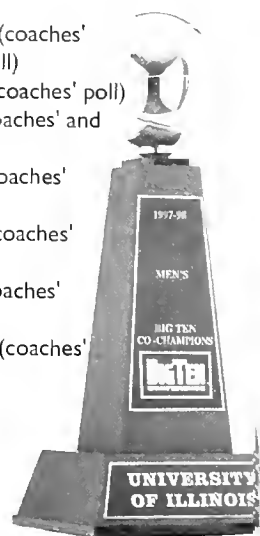
- (UPI), 3rd (AP)
- 1965 Tal Brody - G, 1st (UPI), 2nd (AP)
Duane (Skip) Thoren - C, 1st (AP),
2nd (UPI)
Don Freeman - F, 3rd (UPI)
- 1966 Don Freeman - F, 1st (AP, UPI)
Rich Jones - F, 3rd (UPI)
Jim Dawson - G, HM (AP)
- 1967 Jim Dawson - G, 1st (UPI), 2nd
(AP)
Dave Scholz - C, 2nd (UPI), HM
(AP)
- 1968 Dave Scholz - F, 1st (AP), 2nd (UPI)
Greg Jackson - C, 2nd (AP)
Randy Crews - F, HM (AP)
Jodie Harrison - G, HM (AP)
Mike Price - G, HM (AP)
- 1970 Rick Howat - G, HM (AP)
Mike Price - G, HM (AP, UPI)
- 1971 Rick Howat - G, 2nd (AP, UPI)
- 1972 Nick Weatherspoon - F, HM (AP,
UPI)
Jim Drelle - G, HM (AP, UPI)
- 1973 Nick Weatherspoon - F, 1st (AP,
UPI)
Jeff Dawson - G, 3rd (UPI)
- 1975 Rick Schmidt - F, HM (AP)
- 1976 Rich Adams - F, HM (AP, UPI)
- 1977 Rich Adams - C, HM (AP)
Audie Matthews - G, HM (AP)
- 1978 Audie Matthews - G, HM (AP)
Mark Smith - F, HM (AP)
- 1979 Mark Smith - G, 2nd (AP)
Neil Sresnahan - F, HM (AP, UPI)
Derek Holcomb - C, HM (AP)
Eddie Johnson - F, HM (AP)
- 1980 Eddie Johnson - F, 2nd (AP, UPI)
Mark Smith - F, HM (AP, UPI)
- 1981 Eddie Johnson - F, 1st (AP, UPI)
Mark Smith - F, HM (AP, UPI)
Derek Holcomb - C, HM (AP, UPI)
Derek Harper - G, HM (AP, UPI)
Craig Tucker - G, HM (AP, UPI)
Perry Range - G, HM (AP)
- 1982 Craig Tucker - G, 2nd (UPI), HM
(AP)
James Griffin - C, 3rd (UPI), HM
(AP)
Perry Range - G, HM (AP)
Derek Harper - G, HM (AP)
- 1983 Derek Harper - 1st, (AP, UPI)
Anthony Welch - F, HM (AP, UPI)
Bruce Douglas - G, HM (AP)
- 1984 Bruce Douglas - G, 1st (AP, UPI)
Efrem Winters - F, 1st (UPI), HM
(AP)
George Montgomery - C, 2nd (UPI),
HM (AP)

Academic All-Big Ten Selections



Three-time Academic All-Big Ten forward Brian Johnson

- 1965 Tal Brody, G
- 1967 Dave Scholz, C
- 1968 Dave Scholz, C
- 1969 Denny Pace, G/F
Dave Scholz, C
- 1970 Rick Howat, G
- 1971 Rick Howat, G
- 1973 Jeff Dawson, G
Otho Tucker, G
- 1974 Rick Schmidt, F
- 1975 Rick Schmidt, F
- 1976 Otho Tucker, G
- 1979 Rob Judson, G
- 1980 Rob Judson, G
- 1982 Bryan Leonard, F
- 1983 Bryan Leonard, F
- 1986 Jens Kujawa, C
- 1988 Jens Kujawa, C
- 1990 P.J. Bowman, G
- 1993 Tom Michael, F
- 1994 Tom Michael, F
- 1995 Steve Roth, C
- 1996 Brian Johnson, F
- 1997 Brian Johnson, F
- 1998 Brian Johnson, F
- Doug Altenberger - F, HM (AP, UPI)
Quinn Richardson - G, HM (AP, UPI)
- 1985 Bruce Douglas - G, 2nd (AP), HM
(UPI)
Efrem Winters - F, 3rd (UPI), HM
(AP)
Anthony Welch - F, 3rd (UPI), HM
(AP)
Doug Altenberger - G, HM (AP, UPI)
Scott Meents - C, HM (AP)
- 1986 Ken Norman - F, 1st (AP, UPI)
Bruce Douglas - G, 2nd (AP), 3rd
(UPI)
Efrem Winters - F, HM (UPI, AP)
Anthony Welch - F, HM (AP)
Tony Wysinger - G, HM (AP)
- 1987 Ken Norman - F, 1st (AP, UPI)
Doug Altenberger - G, 3rd (AP), HM
(UPI)
Tony Wysinger - G, HM (UPI, AP)
Lowell Hamilton - F, HM (UPI)
- 1988 Nick Anderson - F, 2nd (AP, UPI)
Kenny Battle - F, 3rd (UPI), HM (AP)
- 1989 Nick Anderson - F, 1st (AP, UPI)
Kenny Battle - F, 2nd (AP, UPI)
Kendall Gill - G, HM (AP)
Lowell Hamilton - F/C, HM (AP)
- 1990 Stephen Bardo - G, 3rd (UPI)
Kendall Gill - G, 1st (AP, UPI)
Marcus Liberty - F, 3rd (AP, UPI)
- 1991 Andy Kaufmann - F, 2nd (AP) 3rd
(UPI)
Larry Smith - G, 2nd (UPI), 3rd (AP)
- Deon Thomas - F, 3rd (AP, UPI)
- 1992 Rennie Clemons - G, HM (coaches'
poll)
Tom Michael - F, HM (media poll)
Deon Thomas - F/C, 2nd (coaches'
and media poll)
- 1993 Deon Thomas - F/C, 2nd (coaches'
and media polls)
Andy Kaufmann - F, HM (coaches'
and media polls)
Rennie Clemons - G, HM (coaches'
and media polls)
- 1994 Deon Thomas - F/C, 2nd (coaches'
and media polls)
Kiwane Garris - G, HM (media poll)
- 1995 Kiwane Garris - G, 2nd (coaches'
poll) 3rd (media poll)
Shelly Clark - C, HM (coaches' and
media polls)
- 1996 Kiwane Garris - G, 1st (coaches'
poll), 2nd (media poll)
Bryant Notre - F, HM (coaches' poll)
- 1997 Kiwane Garris - 1st, (coaches' and
media polls)
Chris Gandy - F, HM (coaches'
and media polls)
- 1998 Kevin Turner - G, 1st (coaches'
and media polls)
Jerry Hester - F, 3rd (coaches'
and media polls)
Matt Heldman - G, HM (coaches'
and media polls)



Illini Honors

Illinois Wooden Award Nominees

The John Wooden Award, first awarded in 1976, is presented annually to an outstanding basketball player. The award, named after the famous UCLA coach is sponsored by the Los Angeles Athletic Club.

Twelve candidates are selected by the club's National Advisory board, according to the award's criteria, which includes a 2.0 cumulative grade point average. The winner is selected by votes from 1,000 sportscasters and writers from each of the 50 states.

- 1987 Ken Norman
- 1990 Kendall Gill

Kenny Battle Award

The Kenny Battle Award honors the former Fighting Illini forward who was known for his tremendous amount of effort exerted in games, as well as practices. The winner is chosen by the players and the coaches.

- 1989 Kendall Gill
- 1990 P.J. Bowman
- 1991 Andy Kpedi
- 1992 Rennie Clemons
- 1993 Tom Michael
- 1994 Jerry Hester
- 1995 Jerry Hester
- 1996 Bryan Notree, Matt Heldman
- 1997 Herb Caldwell
- 1998 Brian Johnson

Silver Basketball Trophy Winners

The Silver Basketball Trophy is given each year by the Chicago Tribune to the Most Valuable Player in the Big Ten Conference. Prior to the Silver Basketball Trophy, Andy Phillip was named Most Valuable Player in 1943.

- | | | | |
|------|-------------------|------|---------------|
| 1949 | Dike Eddleman, F | 1954 | John Kerr, C |
| 1951 | Don Sunderlage, G | 1967 | Jim Dawson, G |

Big Ten Medal of Honor

In 1914, the Big Ten Conference endowed a Medal of Honor, to be awarded annually at each institution to the student demonstrating proficiency in scholarship and academics. Beginning in 1982, a woman athlete from each institution has also been awarded the Conference Medal of Honor

in the 76-year history of the award, 14 Fighting Illini basketball players have earned the award, including Edward A. Williford, the University of Illinois' first recipient of the award. There has been one father-son UI Medal of Honor duo, Lee Sentman (track in 1931 and his son Lee Sentman III (fencing) in 1958.

The following is the list of Illinois basketball players who have won the Big Ten Medal of Honor.

- | | | | |
|------|---------------------|------|--------------------|
| 1915 | Edward A. Williford | 1943 | Edwin S. Parker |
| 1917 | Clyde Godel Alwood | 1945 | Donald Delaney |
| 1920 | John B. Felmley | 1949 | T. Dwight Eddleman |
| 1923 | Otto H. Vogel | 1953 | Clive Follmer |
| 1924 | Walter Roettger | 1963 | David J. Downey |
| 1937 | Harry Combes | 1965 | G. Bogie Redmon |
| 1942 | William Hocking | | |



Harry Combes (left) won the Big Ten Medal of Honor while playing for the Illini in 1937. He later went on to coach Silver Basketball Award winner Don Sunderlage in 1951.



Illini Honors

Illinois MVPs

1941	Bob Richmond	G
1942	Andy Philip	F
1943	Andy Phillip	F
1944	Stan Patrick	F
1945	Walton Kirk, Jr.	G
1946	Bob Doster	F
1947	Jack Smiley	G
1948	Jack Burmaster	G
1949	Dike Eddleman	F
1950	Wally Osterkorn	C
1951	Don Sunderlage	G
1952	Rod Fletcher	G
1953	Irv Bemoras	F
1954	John Kerr	C
1955	Paul Judson	G
1956	Bruce Brothers	F
1957	Harv Schmidt	F
1958	Don Ohl	G
1959	Roger Taylor	G
1960	Govoner Vaughn	F
1961	Dave Downey	F
1962	Dave Downey	F
1963	Dave Downey	F
1964	Skip Thoren	C
1965	Skip Thoren	C
1966	Don Freeman	F
1967	Jim Dawson	G
1968	Dave Scholz	C
1969	Dave Scholz	F
1970	Mike Price	G
1971	Rick Howat	G
1972	Nick Weatherspoon	F
1973	Nick Weatherspoon	F
1974	Rick Schmidt	F
1975	Rick Schmidt	F
1976	Nate Williams	G
1977	Audie Matthews	G
1978	Audie Matthews	G
1979	Mark Smith	G
1980	Eddie Johnson	F
1981	Eddie Johnson	F
1982	James Griffin	C
	Perry Range	G
1983	Derek Harper	G
1984	Bruce Douglas	G
	Quinn Richardson	G
1985	Doug Altenberger	G
1986	Ken Norman	F
1987	Ken Norman	F
1988	Nick Anderson	F
	Kenny Battle	F
1989	Nick Anderson	F
1990	Kendall Gill	G
1991	Andy Kpedi	C
1992	Deon Thomas	F/C
1993	Deon Thomas	F/C
1994	Deon Thomas	F/C
1995	Kiwane Garris	G
1996	Kiwane Garris	G
1997	Kiwane Garris	G
1998	Jerry Hester	F
	Kevin Turner	g

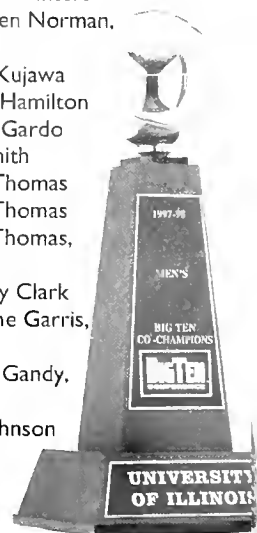
Fighting Illini Team Captains

1906	Elected each game
1907	Hebert Juul
1908	Maurice Dadant
1909	Henry Popperfuss
1910	Carl Watson
1911	Louis Bernstein
1912	William Woolston
1913	Homer Dahringer
1914	Edward Williford
1915	Sven Duner
1916	Ray Woods
1917	Clyde Alwood
1918	George S. Halas
1919	Bert Ingwersen
1920	Kenneth Wilson
1921	Charles Vail
1922	Charles Carney
1923	Norton Hellstrom
1924	Glenn Potter
1925	John Mauer
1926	Leonard Haines
1927	Russell Daugherty
1928	Everett Olson
1929	Ernes Dorn
1930	Doug Mills
1931	Charles Haper
1932	Elbert Kamp
1933	William Owen
1934	Hudson Hellmich
1935	Frank Froschauer
1936	Howard Braun
1937	Robert Riegel
1938	Lou Boudreau
1939	Tom Nisbet
1940	William Hapc
1941	John Drish
1942	William Hocking
1943	Arthur Mathisen
1944	Selected each game
1945	Selected each game
1946	Walton Kirk, Jr.
1947	Selected each game
1948	Jack Burmaster
1949	Dike Eddleman
1950	William Erickson
1951	Donald Sunderlage
1952	Rodney Fletcher
1953	Jim Bredar
1954	John Kerr
1955	Selected each game
1956	Paul Judson
1957	Harv Schmidt
1958	John Paul
1959	Roger Taylor
1960	Mannie Jackson
1961	Selected each game
1962	Jerry Colangelo
1963	Bob Starnes
1964	Bill Edwards
1965	Skip Thoren
1966	Don Freeman



Currently an academic counselor for the Fighting Illini, Tom Michael was a three-time Illinois captain.

1967	Jim Dawson
1968	Ben Louis
1969	Dave Scholz
1970	Mike Price, Randy Crews
1971	Rick Howat, Fred Miller
1972	Jim Krelle
1973	Nick Weatherspoon
1974	Jeff Dawson
1975	Rick Schmidt
1976	Selected each game
1977	Audie Matthews
1978	Audie Matthews
1979	Larry Lubin
1980	Levi Cobb, Neil Bresnahan
1981	Derek Holcomb, Eddie Johnson, Mark Smith
1982	James Griffin, Perry Range, Craig Tucker
1983	Kevin Bontemps, Derek Harper, Bryan Leonard
1984	Quinn Richardson
1985	George Montgomery
1986	Bruce Douglas, Efrem Winters
1987	Doug Altenberger, Ken Norman, Tony Wysinger
1988	Glynn Blackwell, Jen Kujawa
1989	Kenny Battle, Lowell Hamilton
1990	Kendall Gill, Stephen Gardo
1991	Andy Kpedi, Larry Smith
1992	Tom Michael, Deon Thomas
1993	Tom Michael, Deon Thomas
1994	Tom Michael, Deon Thomas, T. J. Wheeler
1995	Robert Bennett, Shelly Clark
1996	Richard Keene, Kiwane Garris, Jerry Hester
1997	Herb Caldwell, Chris Gandy, Kiwane Garris
1998	Jerry Hester, Brian Johnson



Illini in the Pros

Illinois All-Time NBA Draft List

Rich Adams	(San Antonio, 4th Round, 1978)	John Kerr	(Syracuse, 1954)
Doug Altenberger	(Chicago, 6th Round, 1987)	Bryan Leonard	(Milwaukee, 8th Round, 1982)
Nick Anderson	(Orlando, 1st Round, 1989)	Marcus Liberty	(Denver, 2nd Round, 1990)
Steve Bardo	(Atlanta, 2nd Round, 1990)	Audie Matthews	(Detroit, 6th, 1978)
Kenny Battle	(Detroit, 1st Round, 1989)	Scott Meents	(Chicago, 4th Round, 1986)
Ted Beach	(Indianapolis, 1951)	George Montgomery	(Portland, 2nd Round, 1985)
Irv Bemoras	(Milwaukee, 1953)	Ken Norman	(LA Clippers, 1st Round, 1987)
George BonSalle	(Syracuse, 1st Round, 1957)	Don Ohl	(Philadelphia, 2nd Round, 1958)
Jim Bredar	(Fort Wayne, 1953)	Wally Osterkorn	(Chicago, 1950)
Neil Bresnahan	(Golden State, 6th Round, 1980)	Bob Peterson	(Baltimore, 1953)
Tal Brody	(Baltimore, 3rd Round, 1965)	Andy Phillip	(Chicago, 1947)
Jack Burmaster	(St. Louis, 1948)	Mike Price	(New York, 1st Round, 1970)
Bill Burwell	(St. Louis, 3rd Round, 1963)	Perry Range	(Kansas City, 7th Round, 1982)
Nick Connor	(Buffalo, 10th Round, 1973)	Bogie Redmon	(Baltimore, 11th Round, 1965)
Jim Dawson	(Chicago, 16th Round, 1967)	Harv Schmidt	(Minneapolis, 2nd Round, 1957)
Jeff Dawson	(Golden State, 8th Round, 1973)	Rick Schmidt	(New Orleans, 6th Round, 1975)
Bruce Douglas	(Sacramento, 3rd Round, 1986)	Dave Scholz	(Philadelphia, 4th Round, 1969)
Dave Downey	(San Francisco, 4th Round, 1963)	Bill Small	(Detroit, 5th Round, 1963)
Ron Dunlap	(Chicago, 2nd Round, 1968)	Mark Smith	(Milwaukee, 3rd Round, 1981)
Bill Erickson	(Tri-Cities, 1950)	Don Sunderlage	(Philadelphia, 1951)
Rod Fletcher	(Minneapolis, 1952)	Roger Taylor	(Syracuse, 5th Round, 1959)
Don Freeman	(Philadelphia, 3rd Round, 1966)	Deon Thomas	(Dallas, 2nd Round, 1994)
Kendall Gill	(Charlotte, 1st Round, 1990)	Skip Thoren	(Baltimore, 5th Round, 1965)
James Griffin	(New Jersey, 4th Round, 1982)	Craig Tucker	(New York, 3rd Round, 1982)
Derek Harper	(Dallas, 1st Round, 1983)	Otho Tucker	(Boston, 10th Round, 1976)
Jodie Harrison	(Baltimore, 15th Round, 1969)	Gene Vance	(Chicago, 1947)
Derek Holcomb	(Portland, 3rd Round, 1981)	Nick Weatherspoon	(Washington, 1st Round, 1973)
Rick Howat	(Milwaukee, 9th Round, 1971)	Anthony Welch	(Dallas, 3rd Round, 1986)
Eddie Johnson	(Kansas City, 2nd Round, 1981)	John Wessels	(Chicago, 8th Round, 1961)
Paul Judson	(Syracuse, 1956)	Nate Williams	(Chicago, 5th Round, 1976)
		Efrem Winters	(Atlanta, 4th Round, 1986)

Illinois Players who have competed in the NBA Finals

1955	John Kerr (Syracuse Nationals*) Wally Osterkorn (Syracuse Nationals*) Andy Phillip (Fort Wayne Pistons)
1956	Andy Phillip (Fort Wayne Pistons)
1957	Irv Bemoras (St. Louis Hawks)
1958	Andy Phillip (Boston Celtics)
1974	Steve Kuberski (Boston Celtics*)
1975	Nick Weatherspoon (Washington Bullets)
1976	Steve Kuberski (Boston Celtics*)
1994	Derek Harper (New York Knicks)
1995	Nick Anderson (Orlando Magic)

* Indicates team won championship



Nick Anderson and Kenny Battle were both NBA first round draft choices in 1989.




Illini in the Pros

Illinois All-Time NBA Roster

Nick Anderson—Orlando 1990 to present
Steve Bardo—San Antonio 1992; Dallas 1993; Detroit 1996
Kenny Battle—Phoenix 1990; Phoenix & Denver 1991; Boston & Golden State 1992; Boston 1993
Ted Beach—Indianapolis 1951
Irv Bemoras—Milwaukee 1954; St. Louis 1957
George BonSalle—Chicago 1962
Jim Bredar—Ft. Wayne 1953
Jim Dawson—Indiana (ABA) 1968
Bruce Douglas—Sacramento 1987
Dike Eddleman—Tri-Cities 1950-51; Milwaukee & Ft. Wayne 1952; Ft. Wayne 1953
Bill Erickson—Tri-Cities 1950
Rod Fletcher—Minneapolis 1952
Don Freeman—Minnesota (ABA) 1968; Miami (ABA) 1969-70; Utah & Texas (ABA) 1971; Dallas (ABA) 1972; Indiana (ABA) 1973-74; San Antonio (ABA) 1975; Los Angeles (NBA) 1976
Kendall Gill—Charlotte 1991-93; Seattle 1994-95; Charlotte 1996; New Jersey 1997-present
Scott Haffner—Miami 1990; Charlotte 1991
Derek Harper—Dallas 1984-93; Dallas & New York 1994; New York 1995-96; Dallas 1997; Orlando 1998-present
Eddie Johnson—Kansas City 1982-85; Sacramento 1986-87; Phoenix 1988-90; Phoenix & Seattle 1991; Seattle 1992-93; Charlotte 1994; Indianapolis 1995-96; Houston 1997-present
John Kerr—Syracuse 1955-63; Philadelphia 1964-65; Baltimore 1966
Walton Kirk, Jr.—Ft. Wayne 1948; Ft. Wayne & Indianapolis 1949; Anderson & Tri-Cities 1950; Milwaukee 1952
Steve Kuberski—Boston 1970-94; Milwaukee 1975; Buffalo & Boston 1976; Boston 1977-78
Marcus Liberty—Denver 1991-93; Denver & Detroit 1994
Scott Meents—Seattle 1990-91
Ken Menke—Ft. Wayne 1948; Waterloo 1950
Ken Norman—L.A. Clippers 1988-93; Milwaukee 1994; Atlanta Hawks 1995-97
Don Ohl—Detroit 1961-64; Baltimore 1965-67; Baltimore & St. Louis 1968; Atlanta 1969-70
Wally Osterkorn—Syracuse 1952-55
Andy Phillip—Chicago 1948-50; Philadelphia 1951-52; Philadelphia & St. Wayne 1953; Ft. Wayne 1954-56; Boston 1957-58



Former Illini teammates Nick Anderson (left) and Kendall Gill face off in the NBA.



Former Illini Ken Norman played from 1995-97 with the Atlanta Hawks.

Mike Price—New York 1971-72; Indiana (ABA) 1972; Philadelphia 1973
Dove Scholz—Kentucky (ABA) 1969; Philadelphia 1970
Jack Smiley—Ft. Wayne 1948-49; Anderson & Waterloo 1950
Don Sunderlage—Milwaukee 1954; Minneapolis 1955
Skip Thoren—Minnesota (ABA) 1968; Miami (ABA) 1969-70
Gene Vance—Chicago 1948-49; Tri-Cities 1950-51; Milwaukee 1952
Nick Weatherspoon—Capital 1974; Washington 1975-77; Seattle 1977; Chicago 1978; San Diego 1979-80



Illini in the Pros

Current Illini in the NBA



Kendall Gill **Illinois 1987-90**

Played three seasons in Charlotte before going to Seattle for two years . . . Returned to Charlotte for the 1995-96 season and played part of the season for the Hornets before being traded to his current team, the New Jersey Nets . . . Best professional season came in 1996-97 when he posted 21.8 ppg, the most by a Net since 1978-79, and was one of only three NBA players to score in double figures in all 82 games . . . Scored a career high 41 points against the Orlando Magic on Jan. 13, 1997 . . . Named to the 1991 NBA All-Rookie Team . . . Holds the Charlotte rookie record for assists (303) and steals (104) in a season (1990-91) . . . Averaged 13.4 points and 4.8 rebounds in 1997-98 . . . Has started in 525 of 592 NBA games and has scored 9,340 career points, an average of 15.8 per game. He established the Kendall Gill House for working homeless in Charlotte and the Cunningham House for children in Champaign . . . Graduated from Illinois with a degree in speech communications.



Nick Anderson **Illinois 1988-89**

The first-ever player drafted by the Magic . . . Played in 587 regular season games for the Magic placing him first on the team's all-time list . . . He enters the 1998-99 season only 51 points shy of the 10,000 point mark . . . Holds the NBA record for most three-pointers attempted in a game with 12 against the Houston Rockets in Game 3 of the 1995 NBA Finals . . . Participated in the AT&T Long Distance Shootout during the 1995 NBA All-Star Weekend in Phoenix . . . Led the team with 19.9 ppg in 1991-92 . . . Scored a career-high 50 points against the New Jersey Nets on April 23, 1993 . . . Totaled a 1997-98 season-high 38 points against the Nets on March 19 . . . Averaged 15.3 points and 5.1 rebounds in 1997-98 . . . His career averages are 15.4 points, 5.3 rebounds and 2.9 assists in his nine year career.

Derek Harper **Illinois 1981-83**

Only the second player in NBA history (along with Isiah Thomas) to register 15,000 points, 6,000 assists and 1,800 steals . . . Has 10 seasons with 100+ steals . . . Played in his 1,000th career NBA game, posting 18 points, four assists, and four steals against the New Jersey Nets on March 29, 1996 . . . Shares the NBA Finals single-series record for most three-point field goals made (17) against Houston in 1994 . . . Averaged a career-high 19.7 ppg in 1990-91 . . . Named to the 1987 and 1990 NBA All-Defensive Second Team . . . Has 15,697 career points in 1,154 games (15 seasons) . . . Has a ticker section in Dallas called "Harper's House" which donates tickets to various non-profit groups.



Eddie Johnson **Illinois 1978-81**

Hit a game-winning three-pointer as time expired in a 95-92 victory over the Utah Jazz in Game 4 of the 1997 Western Conference Finals . . . Scored the 18,000th point of his career against the Toronto Raptors on Jan. 16, 1996 making him the 38th player in NBA history to reach that milestone (currently has 19,190 career points) . . . Finished second in the NBA behind Larry Bird in free-throw percentage during the 1989-90 season, shooting a career best 91.7 percent (188-205) . . . Johnson is a career 84 percent from the line . . . Won the 1989 NBA Sixth Man Award as a member of the Phoenix Suns . . . Has played in 1,196 career games and averaged 16 points, four rebounds and 2.1 assists per game.



All-Time Letterwinners

Information on each athlete was compiled from managers reports, media guides, programs and academic records. Inquiries on additions, deletions or corrections should be directed to the UI Sports Information Office.

An asterisk (*) indicates information was unavailable at the time of printing.

A

- Abullah, Halim, 1997; G, Jersey City, N. J. (St. Anthony's)
 Adams, Rich, 1975, 76, 77, 78; F, Cincinnati, Ohio (Colerain)
 Altenberger, Bill, 1955, 56, 57; F, E. St. Louis, Ill. (E. St. Louis)
 Altenberger, Doug, 1983, 84, 85, 87; F-G, Peoria, Ill. (Richwoods)
 Altemeyer, Vern, 1959, 60; C, Scottsburg, Ill. (Scottsburg)
 Alwood, Clyde, 1915, 16, 17; *, Clinton, Ill. (Clinton)
 Anderson, Earl, 1918; *, Bloomington, Ill. (U of I Academy)
 Anderson, Nick, 1988, 89; F, Chicago, Ill. (Simeon)
 Anderson, Van, 1948, 49, 50; F, Chicago, Ill. (Sullivan)
 Applegran, Clarence, 1916; *, * (*)

B

- Bane, Frank, 1914, 15; *, Chicago, Ill. (Pontiac)
 Bardo, Stephen, 1987, 88, 89, 90; G-F, Carbondale, Ill. (Carbondale)
 Bartholomew, Robert, 1930, 31, 32; *, Peoria, Ill. (Peoria Central)
 Battle, Kenny, 1988, 89; F, Aurora, Ill. (Aurora West)
 Bauer, Larry, 1964; F-C, Springfield, Ill. (Springfield)
 Baumgardner, Max, 1951, 53; F, Sterling, Ill. (Sterling)
 Beach, Ted, 1950, 51; G, Champaign, Ill. (Champaign)
 Bemoras, Irvin, 1951, 52, 53; F, Chicago, Ill. (Marshall)
 Benham, Harold, 1935, 36; *, Manteno, Ill. (Manteno Twp.)
 Bennett, Caslon, 1931, 32, 33; *, Marshall, Ill. (Marshall)
 Bennett, Robert, 1992, 93, 94, 95; F, Chicago, Ill. (Julian)
 Bergeson, Carl, 1930; *, Batavia, Ill. (Batavia)
 Bernstein, Louis, 1909, 10; *, Chicago, Ill. (Medill)
 Beyers, Rich, 1998; F, Shelbyville, Ill. (Shelbyville)
 Beynon, Jack, 1934, 35; *, Rockford, Ill. (Rockford)



Glynn Blackwell led the Illini in free throw percentage in 1986-87, hitting on 87 percent (61-of-70) of his shots.

- Blackwell, Glynn, 1986, 87, 88; G-F, Highland Park, Mich. (Highland Park)
 Blackwell, Mel, 1964; F, Centralia, Ill. (Centralia)
 Blackwell, Ryan, 1996; F, Pittsford, N.Y. (Pittsford-Sutherland)
 Blout, Bryon, 1936, 37; *, Mt. Pulaski, Ill. (Mt. Pulaski)
 Boline, Jelani, 1997, 98; G, Chicago, Ill. (Whitney Young)
 BonSalle, George, 1955, 56, 57; C, Chicago, Ill. (Loyola Academy)
 Bontemps, Kevin, 1980, 81, 82, 83; G, Morton, Ill. (Morton)
 Boudreau, Lou, 1937, 38; *, Harvey, Ill. (Thornton)
 Bowman, P. J., 1989, 90; G, Champaign, Ill. (Parkland J.C.)
 Braun, Howard, 1934, 35, 36; *, Belleville, Ill. (Belleville)
 Bredar, James, 1951, 52, 53; G, Salem, Ill. (Salem)
 Bresnahan, Neil, 1977, 78, 79, 80; F, Oak Park, Ill. (Fenwick)
 Breyfogle, Larry, 1958; G-F, Lawrenceville, Ill. (Lawrenceville)
 Britton, Earl, 1924; *, Elgin, Ill. (Elgin)
 Brody, Talbot, 1963, 64, 65; G, Trenton, New Jersey (Central)
 Brothers, Bruce, 1954, 55, 56; F, Quincy, Ill. (Quincy)
 Brown, Bob, 1964, 66; G-F, W. Frankfort, Ill. (W. Frankfort)
 Brundage, Avery, 1908; Chicago, Ill. (R. T. Crane Mann Training)
 Bunkenberg, Bruce, 1958, 59, 60; F, Chicago, Ill. (Roosevelt)
 Burmaster, Jack, 1945, 46, 47, 48; G, Elgin, Ill. (Elgin)

- Burwell, Bill, 1961, 62, 63; C, Brooklyn, New York (Boys)
 Busboom, Les, 1967, 68, 69; G, Royal, Ill. (St. Joseph-Ogden)
 Bushnell, Tim, 1974; F, Lincoln, Ill. (Lincoln)

C

- Caiazza, Ted, 1957; C, LaGrange, Ill. (Lyons)
 Caldwell, Herb, 1996, 97; F, Jacksonville, Ill. (Jacksonville)
 Cann, Fremont, 1928; *, Rochelle, Ill. (Rochelle)
 Carmichael, Tom, 1974, 75; F-C, Rochelle, Ill. (Rochelle)
 Carney, Charles, 1920, 21, 22; *, Evanston, Ill. (Evanston)
 Cermack, Jerome, 1907, *, * (*)
 Chukwudebe, Victor, 1997, 98; F, Springfield, Ill. (Lanphier)
 Clarida, Doug, 1992; G, Marion, Ill. (Marion)
 Clark, Shelly, 1994, 95; C, Chicago, Ill. (South Shore)
 Clemons, Rennie, 1991, 92, 93; G, Springfield, Ill. (Calvary)
 Cobb, Levi, 1977, 78, 79, 80; F, Chicago, Ill. (Morgan Park)
 Cohen, Larry, 1972; G, Wilmette, Ill. (New Trier East)
 Colangelo, Jerry, 1960, 61, 62; G, Chicago Heights, Ill. (Bloom)
 Collins, Walter, 1921, 22; *, Rockford, Ill. (Harlem Consolidated)
 Combes, Harry, 1935, 36, 37; *, Monticello, Ill. (Monticello)
 Conner, Nick, 1971, 72, 73; C, Columbus, Ohio (East)
 Craig, Hal, 1946; F, Decatur, Ill. (Decatur)
 Crane, Dudley, 1914; *, Montclair, New Jersey (Montclair)
 Crews, Randy, 1968, 69, 70; F, Kankakee, Ill. (Bradley-Bourbonnais)
 Cronk, Howard, 1940; *, Anderson, Ind. (Anderson)
 Cross, Genn, 1993, 94; G-F, Olympia Fields, Ill. (Rich Central)
 Curless, Jerry, 1961; G, Table Grove, Ill. (V.I.T)

D

- Dadant, Maurice, 1906, 07, 08; *, Hamilton, Ill. (Hamilton)
 Dahringer, Homer, 1912, 13; *, Waukegan, Ill. (Waukegan)
 Daniels, Jay, 1982, 83; F.W., Palm Beach, Florida (Leonard)
 Daugherty, Russell, 1925, 26, 27; *, Streator, Ill. (Streator)
 Davidson, Marc, 1992, 93; F, Minooka, Ill. (Aurora Christian)
 Davies, Carl, 1938; *, * (*)



All-Time Letterwinners

Davis, Arias, 1998; G, Waycross, Ga. (Otero JC)
 Dawson, Jeff, 1973, 74, G, Oak Park, Ill. (Downers Grove North)
 Dawson, Jim, 1965, 66, 67; G, Elmhurst, Ill. (York)
 DeDecker, Jim, 1971, 72; C, Moline, Ill. (Alleman)
 Dehner, Lewis, 1935, 38, 39; *, Lincoln, Ill. (Lincoln)
 Deimling, Keston, 1926, 27, 28; *, Stevens Point, Wis. (Medford)
 Delaney, Donald, 1944, 45; C, Grand Rapids, Mich. (Catholic Central)
 DeMoulin, Ray, 1944; F, Mulberry Grove, Ill. (*)
 Deputy, Donn, 1974; F, Pekin, Ill. (Pekin)
 Dezort, Tom, 1970; F, Edwardsville, Ill. (Edwardsville)
 Dillon, David, 1941; *, Newton, New Jersey (Sturgis)
 Doolen, Bryan, 1926; *, * (*)
 Dorn, Ernest, 1927, 28, 29; *, Chicago, Ill. (Loyola Academy)
 Doster, Robert, 1946, 47; F, Decatur, Ill. (Decatur)
 Douglas, Bruce, 1983, 84, 85, 86; G, Quincy, Ill. (Quincy)
 Downey, Dave, 1961, 62, 63; F-G, Canton, Ill. (Canton)
 Drew, Earl, 1928, 29; *, Chicago, Ill. (Crane Tech)
 Drish, John, 1939, 40, 41; *, Chicago, Ill. (Morton)
 Duis, Mike, 1992; F, Crescent City, Ill. (Crescent Iroquois)
 Duner, Sven, 1913, 14, 15; *, Wheaton, Ill. (Wheaton)
 Dunlap, Ron, 1966, 67; C, Chicago, Ill. (Farragut)
 Dutcher, James, 1954, 55; F, Downers Grove, Ill. (Downers Grove)

E

Eddleman, Dwight, 1947, 48, 49; F, Centralia, Ill. (Centralia)
 Edwards, Bill, 1962, 63, 64; G, Windsor, Ill. (Windsor)
 Elwell, Dan, 1916; *, Peoria, Ill. (Manual)
 Erickson, William, 1947, 48, 49, 50; G, Rockford, Ill. (East)
 Evers, Walter, 1940; *, Collinsville, Ill. (Collinsville)

F

Farnham, Brad, 1974, 75; E, Paris, Ill. (Paris)
 Felmley, John, 1917, 20; *, Normal, Ill. (University High)

Fencl, Fred, 1934, *, Co. Ill. (Morton)
 Fencl, George, 1930, 31, 32; *, Cicero, Ill. (Morton)
 Ferdinand, Ken, 1976, 77; F, Urbana, Ill. (Urbana)
 Flessner, Deon, 1966, 67; F-C, Royal, Ill. (St. Joseph-Ogden)
 Fletcher, Ralph, 1919; *, Morris, Ill. (Morris)
 Fletcher, Rodney, 1950, 51, 52; G, Champaign, Ill. (Champaign)
 Foley, Richard, 1947, 48, 49; G, Paris, Ill. (Paris)
 Follmer, Jed, 1971, 72, 73; F, Fairfield, Ill. (Fairfield)
 Fowler, Charles, 1942; *, Wa, Ill. (Watseka)
 Frandsen, Lee, 1959, 60; G, Davenport, Iowa (Davenport)
 Frank, Joseph, 1938, 39, 40; *, * (Vandalia)
 Freeman, David, 1997, 98; G, Champaign, Ill. (Central)
 Freeman, Don, 1964, 65, 66; F, Madison, Ill. (Madison)
 Fronczak, Stan, 1948; G, Brooklyn, N.Y. (*)
 Froschauer, Frank, 1933, 34, 35; *, Lincoln, Ill. (Lincoln)
 Fulton, Clifton, 1943, 50; F, Moosehart, Ill. (*)

G

Gandy, Chris, 1994, 95, 96, 97; F, Kankakee, Ill. (Bradley-Bourbonnais)
 Garris, Kiwane, 1994, 95, 96, 97; G, Chicago, Ill. (Westinghouse)
 Gates, Ralph, 1912; *, Chicago, Ill. (Lake View)
 Gates, William, 1936; *, Rockford, Ill. (Rockford)
 Gatewood, Roy, 1950; F, Salem, Ill. (Salem)



Former UI guard Munnie Jackson is now chairman of the Harlem Globetrotters.

Gedvilas, Leo, 1945; *, * (Pekin)
 Gee, Jarrrod, 1995, 96, 97, 98; F, Chicago, Ill. (St. Martin DePorres)
 Geers, Tim, 1990, 91; Chicago, Ill. (DeLaSalle)
 Gerecke, Herbert, 1951, 52; F, Pekin, Ill. (*)
 Gerhardt, Tom, 1976, 77, 78; F, Chicago, Ill. (DeLaSalle)
 Gibbs, Paul, 1933; *, Linln, Ill. (Lincoln)
 Gibson, Ken, 1990; G, Bloomington, Ill. (Bloomington)
 Gill, Kendall, 1987, 88, 89, 90; G, Matteson, Ill. (Rich Central)
 Gillespie, Gordon, 1944; C, Chicago, Ill. (Kelvyn Park)
 Gosnell, Alan, 1958, 59, 60; F, Lawrenceville, Ill. (Lawrenceville)
 Graff, Dennis, 1974; G, Gibson City, Ill. (Gibson City)
 Gray, Reno, 1978, 80; G, Chicago, Ill. (Hales Franciscan)
 Green, Fred, 1946, 47, 48, 49; C, Urbana, Ill. (Urbana)
 Green, Jim, 1987; G, Peoria, Ill. (Spaulding)
 Greene, Royner, 1934, 35; *, Renovo, Pennsylvania (Renovo)
 Griffin, James, 1979, 80, 81, 82; C, Grandview, Texas (Dunbar)
 Guttschow, Roy, 1934, 35; *, Bloomington, Ill. (Trinity)

H

Haffner, Scott, 1985; G, Noblesville, Ind. (Noblesville)
 Haines, Leonard, 1924, 25, 26; *, Belvidere, Ill. (Belvidere)
 Halas, George, 1917, 18; , Chicago, Ill. (Crane Tech.)
 Hall, Albert, 1910, 12; *, Waukegan, Ill. (Waukegan)
 Haller, Tom, 1957; G-F, Lockport, Ill. (Lockport)
 Handlon, Colin, 1938, 39, 40; *, Edwardsville, Ill. (Edwardsville)
 Hamilton, Lowell, 1986, 87, 88, 89; F, Chicago, Ill. (Providence St. Mel)
 Hapac, William, 1938, 39, 40; *, Chicago, Ill. (Morton)
 Harper, Charles, 1929, 30, 31; *, Chandlerville, Ill. (Chandlerville)
 Harper, Derek, 1981, 82, 83; G, W, Palm Beach, Florida (North Shore)
 Harris, Davin, 1993; G, Bloomington, Ill. (Bloomington)
 Harrison, Jodie, 1968, 69; G, Streator, Ill. (Streator)
 Heldman, Matt, 1995, 96, 97, 98; G, Libertyville, Ill. (Libertyville)
 Hellmich, Hudson, 1932, 33, 34; *, St. Louis, Mo. (Soldan)

All-Time Letterwinners

Hellstrom, Norton, 1921, 23; *, Evanston, Ill. (Evanston)
 Henry, Wilber, 1935, 36, 37; *, Benton, Ill. (Benton)
 Hester, Jerry, 1994, 95, 96, 98; F, Peoria, Ill. (Manual)
 Hill, Herbert, 1929; * Elgin, Ill. (Elgin)
 Hinton, Larry, 1964, 65, 66; G, Shelbyville, Ill. (Shelbyville)
 Hocking, William, 1940, 41, 42; *, Braidwood, Ill. (Reed Custer)
 Hoffmann, Robert, 1913; *, St. Louis, Mo. (Wash. Univ.)
 Holcomb, Derek, 1979, 80, 81; C, Peoria, Ill. (Richwoods)
 Hoppeter, Cecil, 1925; *, Spencerille, Ind. (Spencerville)
 Hooper, Max, 1952, 53, 54; F-C, Mt. Vernon, Ill. (Mt. Vernon)
 Hortin, Gordon, 1944; G, Albion, Ill. (Albion)
 How, John, 1928, 29; *, Lakeville, Ind. (Lakeville)
 Howat, Rick, 1969, 70, 71; G, Downers Grove, Ill. (North)
 Humphrey, Dwight, 1946, 47; F, Moline, Ill. (Moline)

I-J

Ingwerswn, Bert, 1918, 19, 20; *, Fulton, Ill. (Clinton)
 Jackson, Greg, 1969, 70, 71; C, Chicago, Ill. (St. Philip)
 Jackson, Mannie, 1958, 59, 60; G, Edwardsville, Ill. (Edwardsville)
 Johansen, Bob, 1965, 66, 67; F, Geneva, Ill. (Geneva)
 Johnson, Brian, 1995, 96, 97, 98; G-F, Des Plaines, Ill. (Maine West)
 Johnson, Eddie, 1978, 79, 80, 81; F, Chicago, Ill. (Westinghouse)
 Johnson, Howard, 1974, 75; G, Marshall, Ill. (Marshall)
 Jones, Mike, 1978; G-F, Joliet, Ill. (Central)
 Jones, Rich, 1966, 67; F, Memphis, Tenn. (Lester)
 Jones, Rodney, 1990; F-C, Philadelphia, Pa. (West Philadelphia)
 Judson, Howard, 1944, 45; G, Hebron, Ill. (Aldon-Hebron)
 Judson, Paul, 1954, 55, 56; G, Hebron, Ill. (Aldon-Hebron)
 Judson, Phil, 1955, 56; G-F, Hebron, Ill. (Hebron)
 Judson, Rob, 1977, 78, 79, 80; G, Zion, Ill. (Zion-Benton)
 Juul, Herbert, 1906, 07; *, Chicago, Ill. (West Division)

K

Kamm, Albert, 1933, 34; *, Atwood, Ill. (Atwood)
 Kamm, Alfred, 1934; *, Atwood, Ill. (Atwood)
 Kamp, Elbert, 1930, 31, 32; *, Mt. Carmel, Ill. (Mt. Carmel)
 Kamp, Robert, 1930, 31, 32; *, Mt. Carmel, Ill. (Mt. Carmel)
 Karnes, T. D., 1924, 25; *, Fairbury, Ill. (Fairbury)
 Kassel, Charles, 1925, 26; *, Melrose Park, Ill. (Proviso)
 Kaufmann, Andy, 1990, 91, 93; F, Jacksonville, Ill. (Jacksonville)
 Kawal, Ed, 1930; *, Cicero, Ill. (Morton)
 Keene, Richard, 1993, 94, 95, 96; G, Collinsville, Ill. (Collinsville)
 Keller, Charles, 1986; G, Effingham, Ill. (Effingham)
 Kerr, John, 1952, 53, 54; C, Chicago, Ill. (Tilden)
 Kersulis, Walt, 1945, 48, 49, 50; F-C, E. St. Louis, Ill. (E. St. Louis)
 Kircher, Helmuth, 1913, 14; *, Chicago, Ill. (Crane Tech.)
 Kirk, Walt, 1944, 45, 47; F-G, Mt. Vernon, Ill. (Mt. Vernon)
 Klusendorf, Don, 1984; F, Western Springs, Ill. (Lyons)
 Kopp, William, 1919; *, Chicago, Ill. (Englewood)
 Kpedi, Andy, 1990, 91; C, St. Anne, Ill. (Kankakee J.C.)
 Krelle, Jim, 1970, 71, 72; G, Aurora, Ill. (West)
 Kujawa, Jens, 1986, 87, 88; C, Braunschweig, West Germany (Taylorville, Ill.)
 Kunz, Phil, 1987, 88; F-C, Carlyle, Ill. (Carlyle)

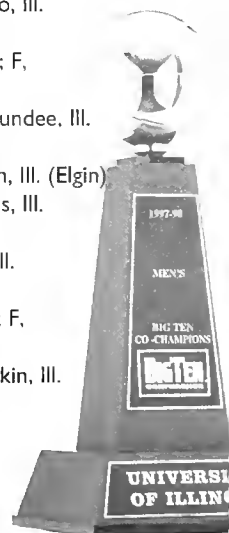
L

Landt, Louis, 1959, 60; G, Chicago, Ill. (Roosevelt)
 Lanter, Steve, 1977, 79; G, Belvidere, Ill. (Mascoutah)
 Lasater, Harry, 1938; *, Chicago, Ill. (Kelvyn Park)
 Leeper, Sam, 1962; G, Tolono, Ill. (Unity)
 Leighty, Rick, 1976, 77; G-F, Lawrenceville, Ill. (Lawrenceville)
 Leo, Herbert, 1911, 12; *, St. Louis, Mo. (Yeatman)
 Leonard, Bryan, 1981, 82; C, Belleville, Ill. (East)
 Liberty, Marcus, 1989, 90; F, Chicago, Ill. (King)
 Lindsay, Forrest, 1926; *, Tulsa, Okla. (Central)

Lipe, Cordon, 1923, 24, 25, 26; Chicago, Ill. (Lake Forest Academy)
 Lipe, K. Jack, 1925, 26; *, Chicago, Ill. (Lake Forest Academy)
 Love, John, 1962, 64; F, Ottawa, Ill. (Ottawa)
 Lovelace, Jay, 1962; G, Carbondale, Ill. (Carbondale)
 Louis, Benny, 1966, 67, 68; F, Pinckneyville, Ill. (Pinckeyville)
 Lubin, Larry, 1976, 77, 78, 79; G, Glencoe, Ill. (Evanston)

M

McDonald, Mike, 1989; F, Streamwood, Ill. (Streamwood)
 Makovsky, Ed, 1953, 54; F-C, Cicero, Ill. (Morton)
 Manzke, Edward, 1989; G, Orland Park, Ill. (Marist)
 Marks, James, 1948, 49; F, Edwardsville, Ill.
 Marks, John, 1951; G, Edwardsville, Ill.
 Markworth, Martin, 1936; Cleveland, Ohio (West Tech.)
 Martin, Hollie, 1926; *, * (*)
 Mathisen, Arthur, 1941, 42, 43; C, Dwight, Ill.
 Matthews, Audie, 1975, 76, 77, 78; G, Chicago Heights, Ill. (Bloom)
 Mauer, John, 1924, 35, 36; *, Batavia, Ill. (Batavia)
 May, Elbridge, 1929, 30, 31; *, Chicago, Ill. (Lake View)
 McBride, John, 1973; G, Orland Park, Ill. (Sandburg)
 McClain, Sergio, 1998; G, Peoria, Ill. (Manual)
 McClure, Ray, 1946; *, Galesburg, Ill. (Galesburg)
 McKay, Ernest, 1917; *, Evanston, Ill. (Evanston)
 McKay, Robert, 1927; *, Champaign, Ill. (Champaign)
 McKeown, Bill, 1964, 65; G, Clinton, Ill. (Clinton)
 Mee, Julian, 1920, 21; *, Chicago, Ill. (William & Vashti College)
 Meents, Scott, 1983, 84, 85, 86; F, Herscher, Ill. (Herscher)
 Menke, Ken, 1942, 42, 47; F, Dundee, Ill. (Dundee)
 Menke, Robert, 1946; F-C, Elgin, Ill. (Elgin)
 Mettile, Jerry, 1967; F-G, Morris, Ill. (Morris)
 Meyer, Matt, 1979; G, Manito, Ill. (Foreman)
 Michael, Tom, 1991, 92, 93, 94; F, Hoffman, Ill. (Carlyle)
 Miller, Fred, 1969, 70, 71; F, Pekin, Ill. (Pekin)
 Mills, Coke, 1935; *, * (*)



All-Time Letterwinners

Mills, Doug, 1961, 62; G, Galesburg, Ill. (Galesburg)
 Mills, Douglas, 1928, 29, 30; *, Elgin, Ill. (Elgin)
 Mittleman, Benjamin, 1918, 19; *, Chicago, Ill. (Marshall)
 Montgomery, George, 1982, 83, 84, 85; C, Chicago, Ill. (Corliss)
 Moore, Vernon, 1932; *, Martinesville, Ill. (Martinesville)
 Morris, Bill, 1972; C, St. Louis, MO. (Beaumont)
 Morton, Robert, 1944, 45; F, Elgin, Ill. (Elgin)
 Mroz, Wallie, 1946; *, Chicago, Ill. (Wells)

N

Nisbet, Tom, 1937, 38, 39; *, Harvey, Ill. (Thornton)
 Norman, Ken, 1985, 86, 87; F, Chicago, Ill. (Crane)
 Notree, Bryant, 1995, 96, 97; G, Chicago, Ill. (Simeon)

O

Ohl, Don, 1956, 57, 58; G, Edwardsville, Ill. (Edwardsville)
 Olson, Everette, 1927; *, Hinsdale, Ill. (Lyons)
 O'Neal, Alvin, 1971; G-F, Peoria, Ill. (Spalding)
 O'Neal, Robert, 1941; *, Chicago Heights, Ill. (Bloom)
 Orr, John, 1945; *, Pittsburg, Kansas (Taylorsville)
 Osterkorn, Walter, 1948, 49, 50; F-C, Chicago, Ill. (Amundsen)
 Otto, Gordon, 1916; *, Chicago, Ill. (Bradley Poly. Inst.)
 Owen, W. Boyd, 1931, 32, 33; *, South Bend, Ind. (S. Bend)

P

Pace, Dennis, 1967, 68, 69; F, Collinsville, Ill. (Collinsville)
 Parker, Curtis, 1924; *, Hubbard Woods, Ill. (New Trier)
 Parker, Edwin, 1942; C-F, Cicero, Ill. (Morton)
 Parker, Kenneth, 1943; C, Granite City, Ill. (Granite City)
 Patrick, Stan, 1944; F, Chicago, Ill. (Leo)
 Paul, John, 1957, 58; G, Elgin, Ill. (St. Edward)
 Pearson, Preston, 1966, 67; G, Freeport, Ill. (Freeport)
 Penn, Albert, 1908; *, Camden, Indiana (Indiana Univ.)
 Perry, Edward, 1958, 59, 60; F, Salem, Ill. (Salem)

Peterson, Robert, 1951, 52, 53; C, Elgin, Ill. (Elgin)
 Phillip, Andrew, 1942, 42, 47; F, Granite City, Ill. (Granite City)
 Phillips, Charles, 1938; DuQuoin, Ill. (DuQuoin)
 Pierce, Scott, 1991, 92; F, Eules, Texas (Trinity)
 Plew, Elmer, 1953, 54; G, Paris, Ill. (Paris)
 Popken, Roland, 1922, 23, 24; *, Oak Park, Ill. (Oak Park)
 Popperfuss, Henry, 1908, 09, 10; *, Tomah, Wisc. (St. Egnacius College)
 Poston, Emmett, 1909, 11; *, Crawfordsville, Ind. (Crawfordsville)
 Potter, Glenn, 1922, 23, 24; *, Orange, California (Orange Union)
 Price, Mike, 1968, 69, 70; G, Indianapolis, Ind. (Arsenal Tech.)
 Probst, J.S., 1918; *, Elkhart, Ind. (Elkhart)

R

Range, Perry, 1979, 80, 81, 82; F, South Beloit, Ill. (S. Beloit)
 Redmon, Bogie, 1963, 64, 65; F-C, Collinsville, Ill. (Collinsville)
 Reitsch, Henry, 1921; *, Rockford, Ill. (Rockford)
 Rennacker, Roy, 1909; *, Kirkwood, Ill. (Lewis Institute)
 Renner, Jerry, 1961; F, Aurora, Ill. (East)
 Reynolds, Kenneth, 1925, 26, 27; *, Villa Grove, Ill. (Villa Grove)
 Richardson, Quinn, 1981, 82, 84; G, Robbins, Ill. (Eisenhower)
 Richmond, Robert, 1939, 41; *, W. Frankfort, Ill. (W. Frankfort)
 Ridley, William, 1954, 55, 56; G, Taylorville, Ill. (Taylorville)
 Riegel, Robert, 1935, 36, 37; *, Tolono, Ill. (St. John's Military)
 Riley, Roy, 1906; *, Sutton, Nebraska (W. Division)
 Roberson, Garvin, 1972, 73; G, Elkhart, Ind. (Elkhart)
 Roberts, Dave, 1973, 74, 75; F, Broadview, Ill. (Proviso East)
 Robisch, Brett, 1995; C, Springfield, Ill. (Calvary)
 Roettger, Walter, 1922, 23; *, St. Louis, MO (Yeatman)
 Roth, Sterve, 1992, 93, 94, 95; C, Belleville, Ill. (East)
 Rowe, Robert, 1946; C, Warren, Ill. (Warren)
 Rucks, Bill, 1974, 75; C, Waukegan, Ill. (Waukegan)
 Rucks, Jim, 1972; F, Waukegan, Ill. (Waukegan)
 Ryan, Edward, 1906, 07; *, Elgin, Ill. (Elgin)

S

Sabo, John, 1921, 22; *, South Bend, Ind. (South Bend)
 Sachs, Henry, 1939, 40, 41; *, Chicago, Ill. (Wells)
 Schafer, Tom, 1984; F, Algonquin, Ill. (Jacobs)
 Schmidt, Harv, 1955, 56, 57; F, Kankakee, Ill. (Kankakee)
 Schmidt, Rick, 1973, 74, 75; F, Royal, Ill. (St. Joseph-Ogden)
 Scholz, Dave, 1967, 68, 69; F-C, Decatur, Ill. (Decatur)
 Schroeder, C. J., 1972, 73, 74; G, Davenport, Iowa (West)
 Schuldt, James, 1951, 53; G, Dundee, Ill. (Dundee)
 Searcy, Ed, 1960; F-C, Indianapolis, Ind. (Attucks)
 Seyler, Jim, 1944, 45, 46; G, Centralia, Ill. (Centralia)
 Shapiro, Harold, 1939, 40, 41; *, Rochester, New York (Franklin)
 Shapland, Bob, 1970, 71; G, Champaign, Ill. (Central)
 Shapland, Mark, 1989; F, Monticello, Ill. (Monticello)
 Shirley, Alton, 1943; C, St. Elmo, Ill. (Effingham)
 Shoaff, Oliver, 1943; F, Mt. Carmel, Ill. (Mt. Carmel)
 Small, Bill, 1961, 62, 63; G, Aurora, Ill. (West)
 Small, Ervin, 1988, 89, 90; F, Chicago, Ill. (Simeon)
 Smiley, Arthur "Jack", 1942, 43, 46, 47; G, Waterman, Ill. (Waterman)
 Smith, Dave, 1974; F, Clarendon Hills, Ill. (Hinsdale Central)
 Smith, Larry, 1987, 88, 89, 91; G, Alton, Ill. (Alton)
 Smith, Mark, 1978, 79, 80, 81; F, Peoria, Ill. (Richwoods)
 Solyom, Andrew, 1928; *, Elgin, Ill. (Elgin)
 Staab, Jake, 1944, 45; F, Chillicothe, Ill. (*)
 Starnes, Bob, 1961, 62, 63; F, Dukedom, Tenn. (Chicago, Gage Park)
 Sterneck, Morris, 1954; G, Salem, Ill. (Salem)
 Stewart, Charles, 1906, 07; *, Charleston, Ill. (E. Illinois Univ.)
 Stilwell, Leland, 1922, 23, 24; *, Stewartsville, Ind. (Olney)
 Storey, Awvee, 1998; G, Chicago, Ill. (Proviso West)
 Stout, Hiles, 1955, 56, 57; F, Peoria, Ill. (Central)
 Swanson, Harold, 1936, 37; *, Chicago, Ill. (Roosevelt)
 Sunderlage, Don, 1949, 50, 51; F-G, Elgin, Ill. (Elgin)



All-Time Letterwinners

T

Tabor, Hubert, 1922; *, Sullivan, Ill. (Sullivan)
 Tallmadge, Floyd, 1906; *, Geneva, Nebraska (Geneva)Tarwain, John, 1930; *, New Baden, Ill. (Goode-Barren)
 Taylor, Brooks, 1990, 91, 92, 93; G, Chicago, Ill. (DeLaSalle)
 Taylor, Curtis, 1986; G, Syracuse, N. Y. (Fowler)
 Taylor, Paul, 1918, 19, 20; *, Indianapolis, Ind. (Mooreville)
 Taylor, Roger, 1957, 58, 59; G, Park Forest, Ill. (Rich)

Theobald, William, 1933; *, DuQuoin, Ill. (DuQuoin)
 Thomas, Deon, 1991, 92, 93, 94; F-C, Chicago, Ill. (Simeon)
 Thomas, Derrick, 1995; G, Country Club Hills, Ill. (Rich Central)
 Thompson, Thomas, 1908, 09, 10; *, Russell, Kansas (Roadhouse)
 Thoren, Skip, 1963, 64, 65; , Rockford, Ill. (East)
 Thurlby, Burdette, 1948, 49, 50; G, Kirkland, Ill. (Kirkland)
 Tucker, Craig, 1981, 82; G, Flint, Michigan (Northern)
 Tucker, Otho, 1973, 75, 76; F, Paris, Ill. (Paris)

Turner, Kevin, 1995, 96, 97, 98; G, Chicago, Ill. (Simeon)
 Tuttle, Will, 1992; F, Mokena, Ill. (Lincoln Way)

V

Vail, Charles, 1918, 20, 21; Chicago, Ill. (Parker)
 Vance, Eugene, 1942, 43, 47; G, Clinton, Ill. (Clinton)
 Vaughn, Govoner, 1958, 59 60; F, Edwardsville, Ill. (Edwardsville)
 Vopicka, James, 1936, 37; *, Cicero, Ill. (Morton)
 Vopicka, Jim, 1964, 65; G, Brookfield, Ill. (Morton West)

W

Walquist, Lawrence, 1920, 21, 22; *, Rockford, Ill. (Rockford)
 Wardley, George, 1937, 38, 39; *, Joliet, Ill. (Phillips Exeter Acad.)
 Washington, Mike, 1975, 76; F-C; Chicago, Ill. (Morgan Park)
 Watson, Carl, 1909, 10; *, Chicago, Ill. (Lewis Institute)
 Weatherspoon, Nick, 1971, 72, 73; F, Canton, Ohio (McKinley)
 Welch, Anthony, 1982, 83, 85, 86; F, Grand Rapids, Michigan (Creston)
 Wente, Mike, 1974; C, Effingham, Ill. (St. Anthony)
 Wessels, John, 1959, 60, 61; C, Rockford, Ill. (West)
 Westervelt, Kevin, 1980; G, Peoria, Ill. (Richwoods)
 Westfall, Curtis, 1907; *, Bushnell, Ill. (Lombard Coll.)
 Wheeler, T.J., 1992, 93, 94; G, Buckner, Ill. (Christopher)
 White, James, 1911, 12, 13; *, Chicago, Ill. (Lakeview)
 Williams, Nate, 1975, 76; G, Chicago, Ill. (Crane)
 Williford, Edward, 1913, 14, 15; *, Nokomis, Ill. (Nokomis)
 Wilson, Kenneth, 1919, 20; *, Atwood, Ill. (Atwood)
 Windmiller, Bob, 1969, 70; G, N. Manchester, Ind. (Ossian)
 Winters, Efreem, 1983, 84, 85, 86; F, Chicago, Ill. (King)
 Woods, Ralf, 1915, 16, 17; *, Evanston, Ill. (Evanston)
 Woodward, Reggie, 1986; G, Chicago, Ill. (King)
 Woolston, William, 1911, 12; *, Geneva, Ill. (Cornell Univ.)
 Wright, James, 1952, 53, 53; G, Lawrenceville, Ill. (Lawrenceville)
 Wukovits, Victor, 1940, 41, 42; *, South Bend, Ind. (Riley)
 Wysinger, Tony, 1984, 85, 86, 87; G, Peoria, Ill. (Central)

Basketball Managers

The following is a list of the Fighting Illini's head basketball managers since 1922. Head managers are recipients of varsity letters

1921-22	W. F. Hahne	1960-61	Dale DeFour
1922-23	A.F. Radeke	1961-62	Henry Hegmer
1923-24	Don Cuthbertson	1962-63	Donald Nelson
1924-25	Kenneth M. Dubach	1963-64	Bob Shineflug
1925-26	Verne L. Hahneman	1964-65	Richard Budde
1926-27	H. E. Schlenz	1965-66	Dale Eckerty
1927-28	S. D. Jones	1966-67	Chuck Middleton
1928-29	H. H. Young	1967-68	Anthony Stepper
1929-30	S. E. Dean	1968-69	Jack Tuttle
1930-31	E. N. Combs	1969-70	George Wenthe
1931-32	Edgar B. Smiley	1970-71	George Andrews
1932-33	N.B. Sawtell	1971-72	Paul Zubinski
1933-34	H. A. Kellerman	1972-73	Ed Deffley
1934-35	Kenneth Pettigrew	1973-74	Arnell Gregorski
1935-36	Guy C. Barnard	1974-75	Jim Kaetzer
1936-37	William G. Whyte	1975-76	Jim Kaetzer
1937-38	Robert D. Fast	1976-77	Ron Tombaugh
1938-39	John J. Kinsell	1977-78	Lyle Kurz
1939-40	George H. Dickerson	1978-79	Alan Smith
1940-41	Charles C. Dadant	1979-80	Geoff Galen
1941-42	Leonard Steele	1980-81	Steve Hovarth
1942-43	Harry W. Whyte	1981-82	Curtis Stoelting
1943-44	Tom Jack	1982-83	Michael Tucker
1944-45	John Folmer	1983-84	Dennis Gorsuch
1945-46	Harrison Rose	1984-85	Tim Thomas
1946-47	Max Rowe	1985-86	Bob Goldsmith
1947-48	John Watkins	1986-87	Jimmy Phillips
1948-49	James Nelson	1987-88	Nate Suddeth
1949-50	Douglas E. Hager	1988-89	Gary Brunner
1950-51	John Swisher	1989-90	Mark Wessell
1951-52	Robert Gaschler	1990-91	Lynn Carroll
1952-53	Jack Leskera	1991-92	Andrew Haring
1953-54	Hugh Purnell	1992-93	Mike O'Malley
1954-55	Wally Watts	1993-94	Mike O' Malley
1955-56	John Murray	1994-95	Dana O'Connor
1956-57	Tim McMillan	1995-96	Dana O' Connor
1957-58	Gene Wineland	1996-97	Max Rouse
1958-59	Dick Ekin	1997-98	Max Rouse
1959-60	Dennis Swanson		



By the Numbers

The following is a list of numbers and the Fighting Illini who have worn them since 1940.

#00

Victor Chukwudebe 1997-98-99

#3

Arias Davis 1999
 Davin Harris 1993
 Tim Geers 1990-91

#4

Arias Davis 1998
 Brooks Taylor 1990-91-92-93
 Scott Haffner 1985

#5

Fess Hawkins 1999
 Halim Abdullah 1997

#7

Morris Sterneck 1954
 Clifton Fulton 1950
 Oliver Shoaff 1943

#8

Ted Beach 1951
 Roy Gatewood 1950
 Edwin Parker 1942

#9

Elmer Plew 1953-54
 Richard Foley 1947-48
 Jim Seyler 1944-45

#10

Jelani Boline 1997-98
 Will Tuttle 1992
 P.J. Bowman 1989-90
 Tony Wysinger 1984-85-86-87
 Craig Tucker 1981-82
 Reno Gray 1978, 80
 Nate Williams 1975-76
 Garvin Roberson 1972-73
 Rick Howat 1969-70-71
 Larry Bauer 1964
 John Wessels 1959-60-61
 Hiles Stout 1955-56

Bill Edwards 1947
 Jake Staab 1944-45

#11

Rennie Clemons 1991-92-93
 Tom Schafer 1983-84
 Dave Roberts 1973-74-75
 Bob Windmiller 1969-70
 Ben Louis 1966-67-68
 Roger Taylor 1957-58-59
 William Ridley 1954-55-56
 Don Sunderlage 1950-51
 Jack Burmaster 1947-48
 John Orr 1945

#12

Derek Harper 1981-82-83
 Kevin Westervelt 1980
 Ken Ferdinand 1976-77
 Nick Weatherspoon 1971-72-73
 Talbot Brody 1963-64-65
 Lee Frandsen 1959-60
 Leo Gedvilas 1945

#13

Cory Bradford 1999
 Doug Clarida 1992
 Kendall Gill 1987-88-89-90
 James Griffin 1979-80-81-82
 Walter Osterkorn 1948, 1950
 Victor Wukovits 1942

#14

C.J. Schroeder 1972-73-74
 Fred Miller 1969-70-71
 Jerry Mettillie 1967
 John Love 1962, 1964
 Burdette Thurlby 1948, 1940
 Walt Kirk 1947

#15

Tom Carmichael 1974-75
 Mike Price 1968-69-70
 Don Freeman 1964-65-66
 Hiles Strout 1957
 John Marks 1951
 Arthur (Jack) Smiley 1942-43-47

#16


James Wright 1952-53-54
 Robert Doster 1947
 Ray DeMoulin 1944
 William Hocking 1942

#17

Gordon Gillespie 1944

#19

James Bredar 1951-52-53
 Arthur Mathisen 1942-43
 Walt Kersulis 1945



Rick Howat (left), Illinois' Most Valuable Player in 1971, wore #10 for three seasons from 1969-71. Jake Staab, a two-year letterman at forward, wore #10 from 1944-45



By the Numbers



Illini assistant coach Rob Judson was the third member of his family to wear #30 for the Fighting Illini, doing so from 1977-80

#20

Ken Gibson	1980
Edward Manzke	1989
Kevin Bontemps	1980-81-82-83
Matt Meyer	1979
Dennis Graff	1974
Mel Blackwell	1964
Jerry Renner	1961
Bruce Bunkenburg	1958-59-60
Bill Altenberger	1955-56

#21

Robert Archibald	1999
Matt Heldman	1995-96-97-98
Scott Pierce	1992
Rodney Jones	1980
Glynn Blackwell	1986-87-88
Quinn Richardson	1981-82, 1984
Steve Lanter	1977, 1979
Larry Cohen	1972
Bob Johansen	1965-66-67
Sam Leeper	1962
Bill Altenberger	1957
Walt Kersulis	1948, 1950

#22

Lucas Johnson	1999
Kiwane Garris	1994-95-96-97

Doug Altenberger	1983-84-85-86-87
Perry Range	1979-80-81-82
Howard Johnson	1974-75
Jim Vopicka	1964-65
Jay Lovelace	1962
Edward Perry	1958-59-60
George BonSalle	1955-56
John Kerr	1952-53-54
Van Anderson	1948, 1950

#23

Jerry Hester	1998
Mike Duis	1992
Larry Smith	1988-89, 1991
Curtis Taylor	1986
George Montgomery	1982-83-84-85
Larry Lubin	1976-77-78-79
Jerry Colangelo	1960-61-62
George BonSalle	1957
Ted Beach	1950
Alton Shirley	1943

#24

Richard Keene	1993-94-95-96
Scott Pierce	1991
Ervin Small	1988-89-90
Efrem Winters	1983-84-85-86
Tom Gerhardt	1976-77-78
Jeff Dawson	1973-74

Jim Dawson	1965-66-67
Ed Makovsky	1953-54

#25

Bryant Notree	1995-96-97
Deon Thomas	1991-92-93-94
Nick Anderson	1988-89
Bruce Douglas	1983-84-85-86
Donn Deputy	1974
Jim Krelle	1970-71-72
Preston Pearson	1966-67
Bill Burwell	1961-62-63
Ted Caiazza	1956-57
Robert Peterson	1951-52-53
Eugene Vance	1942-43, 1947
Walt Kirk	1944-45

#26

Irvin Bemoras	1951-52-53
Stan Fronczak	1948

#27

James Dutcher	1954-55
Mack Follmer	1950-51
James Marks	1948

#28

Gordon Hortin	1944
---------------------	------

#29

Max Baumgardner	1951, 1953
Dwight Humphrey	1947

#30

Robert Bennett	1992-93-94-95
Marcus Liberty	1989-90
Scott Meents	1983-84-85-86
Rob Judson	1977-78-79-80
Mike Wente	1974
Randy Crews	1968-69-70
Deon Flessner	1966-67
Mannie Jackson	1958-59-60
Phil Judson	1955-56
Howard Judson	1944-45

#31

David Freeman	1997-98
Brett Robisch	1995-96
Larry Smith	1987
Don Klusendorf	1984
Neil Bresnahan	1977-78-79-80



By the Numbers

Greg Jackson 1969-70-71
 Doug Mills 1961-62
 Donald Delandy 1944-45

#32

Cleotis Brown 1999
 Jarrod Gee 1995-96-97-98
 Tom Michael 1991-92-93-94
 Jay Daniels 1982-83
 Levi Cobb 1977-78-79-80
 Rick Schmidt 1973-74-75
 Les Busboom 1967-68-69
 Bill Edwards 1962-63-64
 Louis Landt 1959-60
 Bruce Brothers 1954-55-56

#33

Damir Krupalija 1999
 Kevin Turner 1995-96-97-98
 Marc Davidson 1992-93
 Kenny Battle 1988-89
 Ken Norman 1985-86-87
 Eddie Johnson 1978-79-80-81
 Otho Tucker 1973, 1975-76
 Alvin O'Neal 1971
 Jodie Harrison 1968-69
 Rick Jones 1966-67
 Bogie Redmon 1963-64-65
 Alan Gosnell 1958-59-60
 Harv Schmidt 1955-56-57
 Clive Follmer 1951-52-53
 William Erickson 1947-48, 1950
 Charles Fowler 1942

#34

Brian Johnson 1995-96-97-98
 Andy Kaufmann 1990-91, 1993
 Rick Leighty 1976-77
 Dennis Pace 1967-68-69
 Bill McKeown 1964-65
 Larry Breyfogle 1958
 Paul Judson 1954-55-56
 Robert Morton 1944-45
 Kenneth Parker 1943

#35

Carvell Ammons 1999
 Shelly Clark 1994-95
 Stephen Bardo 1987-88-89-90
 Reggie Woodward 1986
 Bill Morris 1972
 Ron Dunlap 1966-67
 Skip Thoren 1963-64-65
 Govoner Vaughn 1958-59-60

#37

Rodney Fletcher 1950-51-52

#38

Herbert Gerecke 1951-52
 Ken Menke 1942-43, 1947
 Jack Burmaster 1945

#40

Sergio McClain 1998-99
 Jerry Hester 1994-95-96-97
 Mike MacDonald 1989
 Rich Adams 1975-76-77-78
 John McBride 1973
 Tom Dezort 1967-68-69-70
 Bob Brown 1964, 1966
 Dave Downey 1961-62-63
 Dwight Eddleman 1947-48

#41

Mike Jones 1978
 Dave Smith 1974
 Jerry Curless 1961
 Max Hooper 1952

#42

Herb Caldwell 1996-97
 Gene Cross 1993-94
 Mark Shapland 1989
 Jim Green 1987
 Mark Smith 1978-79-80-81
 Tim Bushell 1974
 Jim Rucks 1972
 Ed Searcy 1960

#43

Bryan Leonard 1981-82-83
 Audie Matthews 1977-78
 Brad Farnham 1974-75
 Bob Shapland 1970-71
 Larry Hinton 1964-65-66
 John Paul 1957-58

#44

Rich Beyers 1998-99
 Ryan Blackwell 1996
 T.J. Wheeler 1992-93-94
 Phil Kunz 1987-88
 Anthony Welch 1983-84-85-86
 Derek Holcomb 1979-80-81
 Audie Matthews 1975-76

Jed Foster 1971-72-73
 Bob Starnes 1961-62-63
 Don Ohl 1956, 1958

#45

Chris Gandy 1994-95-96-97
 Lowell Hamilton 1986-87-88-89
 Nick Connor 1971-72-73
 Don Ohl 1957

#47

Max Hooper 1953-54
 Andrew Phillip 1942-43, 1947

#48

James Schuldt 1951, 1953
 Fred Green 1947-48

#49

Stan Patrick 1944

#50

Andy Kpedi 1990-91

#51

Tom Haller 1957

#52

Steve Roth 1992-93-94-95
 Vern Altemeyer 1959-60

#53

Bill Rucks 1974-75
 Bill Small 1961-62-63

#54

Jens Kujawa 1986-87-88
 Mike Washington 1975-76
 Jim DeDecker 1971-72



MEDIA SERVICES



Media Information



Bottom Row: Cassie Arner, Michelle Warner, Barbara Butler, Bill Yonan, Bridget Toomey, Marty Kaufmann. Top Row: Erich Bacher, Jim Christman, Scott Chipman, Dave Johnson.

Assembly Hall

The major construction project at the Assembly Hall is complete and we are happy to provide the media with an excellent work room and postgame interview area. All media will enter the arena through the Northeast gate and will part in the Northeast lot. The entrance to the media room will be to your left after you enter the arena. Due to some seating changes for the press, we will have phone lines available in the media room where all press can work postgame, rather than working in the arena.

Before every home game a meal will be provided in the media room 1 1/2 hours prior to tip-off. You may also secure game programs, media guides and pregame notes in the media room beginning two hours prior to tip-off.

Courtside Photography

All photographers must work

from within the designated areas behind the baselines of the playing court. The University of Illinois follows NCAA and Big Ten guidelines regarding event photography. In the event of heavy demand for photo credentials for a particular game, shooting locations will be assigned.

Strobes—Photographers wishing to use strobe equipment at Illinois home games must notify the Illinois Sports Information staff at least one week in advance of the game for which they are requesting. There is a charge for installation and/or use of such equipment. A maximum of two strobe units may be used for any individual game.

It is against NCAA regulations to sell photographs of student-athletes. All photographs are to be used in coverage of Illinois basketball and cannot be sold for any commercial enterprise benefiting the photographer.

Credentials

Any member of the media wishing to cover the Fighting Illini this season must request, in writing, credentials from

Athletic Public Relations Directory

Bielfeldt Athletic Administration Building
1700 S. Fourth Street
Champaign, IL 61820

Phone: (217) 333-1391
Fax: (217) 333-5540

Dave Johnson
Associate Director of Communications/
SID
Work: (217) 333-8221
Home: (217) 352-2477
E-mail: d-jhnsn1@uiuc.edu

Barbara Butler
Assistant SID/Men's Basketball Contact
Work: (217) 244-6533
Home: (217) 359-5244
E-mail: butler4@uiuc.edu

Marty Kaufmann
Assistant SID
Work: (217) 244-6532
Home: (217) 359-5910
E-mail: mekaufma@uiuc.edu

Cassie Arner
Assistant SID/Publications
Work: (217) 244-3886
Home: (217) 356-9434
E-mail: arner@uiuc.edu

Erich Bacher
Assistant SID/Publications
Work: (217) 244-4982
Home: (217) 278-0454
E-mail: ebacher@uiuc.edu

Jim Christman
Assistant SID/Publications
Work: (217) 244-5045
Home: (217) 355-8864
E-mail: christm2@uiuc.edu

Michelle Warner, Intern
Scott Chipman, Graduate Assistant
Marsha Goldenstein, Office Manager



Media Information

Barbara Butler in the Athletic Public Relations Office. *Single-game requests must be made at least 10 days prior to the date of the game.*

All requests must be made on your media outlet's letterhead and be either mailed or faxed to Barbara Butler. NO credential requests will be accepted over the phone.

Due to limitations in seating numbers, all requests will be prioritized according to published circulation numbers. Be specific when requesting the type of credential needed, either press or photo. Any non-working people in possession of a media credential will be asked to turn over the credential and leave the press area. No children are permitted in the press seating areas. Media agencies that violate this policy will not be issued credentials for future games.

Road Game Credentials

Illinois media wishing to cover the Illini on the road should direct their credential request to the sports information director of the host institution. Credential requests for the Illinois-Bradley game at the United Center can be directed to Barbara Butler in the Illinois Athletic Public Relations Office. Requests for the Illinois-Missouri game in St. Louis should be directed to Cindy Underwood at the Kiel Center (314) 622-5461 phone, (314) 622-5410 fax. Credentials for the Illinois-Kansas game at Kemper Arena in Kansas City should be directed to Dean Buchan at the University of Kansas, and credentials for the Illinois-Clemson game in Greenville, S.C. can be sent to the Clemson Sports Information Office.

Parking

A limited number of complimentary parking passes will be issued to media for the 1998-99 men's basketball games at the Assembly Hall. The issuance of passes will be done on a priority basis with media who cover the University of Illinois basketball team on a regular basis holding the highest priority. Requests will then be prioritized according to circulation for newspapers and coverage area for radio and television. A replacement pass **WILL NOT BE ISSUED IF THE ORIGINAL IS LOST.** To avoid game traffic, media are encouraged to arrive at least 45 minutes prior to tip-off.

Telephones

Charge-a-call lines will be provided in the working press room and on press row. Any individual wishing to order phone

lines for the season or for a single game should direct the request to Debra Shepherd at Ameritech (800) 321-8152 during regular business hours. Postgame all press will be sending stories from lines in the working press room as the press area on the floor will be taken down following games in preparation for the next event.

ROAD HEADQUARTERS

Nov. 8-11
Coaches vs. Cancer Classic
Sherburne Murray Hill
303 Lexington Ave.
New York, NY 10016-3104
(212) 689-5200

Nov. 27-29
Texas-Pan American
Embassy Suites Hotel
1800 S. Second Street
McAllen, Texas 78503
(965) 687-3229

Dec. 4-5 Bradley
Chicago Marriott Downtown
540 N. Michigan Avenue
Chicago, IL 60611
(312) 836-0100

Dec. 18-20 Kansas
Hyatt Regency Crown Center
2345 McGee Street
Kansas City, MO 64108
(816) 435-4132

Dec. 20-22 Missouri
Marriott-Pavilion
One S. Broadway
St. Louis, MO 63102
(314) 421-1776

Dec. 28-30 Clemson
Greenville Hilton
45 W. Orchard Park Drive
Greenville, SC
(864) 232-4747

Jan. 2-3 Indiana
Marriott Courtyard
310 S. College Avenue
Bloomington, IN 47403
(812) 335-8000

Jan. 6-7 Iowa
The Highlander Inn
2525 N. Dodge
Iowa City, Iowa 52240
(319) 354-2000

Jan. 12-13 Purdue
University Inn
US 52 & Cumberland
West Lafayette, IN 47905
(317) 463-5511

Jan. 19-20 Wisconsin
Howard Johnson's Plaza Hotel
525 W. Johnson Street
Madison, WI 53703
(608) 251-5511

Jan. 27-28 Michigan
Ypsilanti Marriott
1275 S. Huron Street
Ypsilanti, MI 48197
(313) 487-2000

Feb. 2-3 Minnesota
Radisson-Metrodome
615 Washington Avenue NE
Minneapolis, MN
(612) 379-8888

Feb. 10-11 Michigan State
Sheraton Lansing Hotel
925 South Creyts Road
Lansing, MI 48917
(517) 323-7100


Feb. 16-17 Northwestern
Double Tree Hotel North Shore
9599 Skokie Boulevard
Skokie, IL 60077
(847) 679-7000

March 3-7 Big Ten Tourm.
Chicago Hilton & Towers
720 S. Michigan Avenue
Chicago, IL 60605
(312) 922-4400

Fax-On-Demand

The University of Illinois will again utilize the Fax-on-Demand service. All media wishing to use this service must set up an account through info-connection. If you need more information on this service, please call the Illinois Athletic Public Relations Office.

Illinois box scores following home games will be available on



Media Information

fax-on-demand approximately 20 minutes following the conclusion of each game.

Updated Illinois statistics will be available by 10:00 a.m. central time the morning after each game, except when traveling by commercial means and in that case the stats will be updated later that day.

The University of Illinois will not be faxing its basketball releases to media personnel. All persons wishing to receive releases, stats, or box scores need to register to use the fax-on-demand system OR retrieve the information off our web site at www.fightingillini.com.

FAX-ON-DEMAND CODES

- 1220 Entire Release (includes notes/stats)
- 1221 Statistics/Game-by-Game Results
- 1222 Roster & Schedule
- 1223 Last Home Game Box Score

www.fightingillini.com

All Illinois releases, statistics and live radio coverage of the Fighting Illini games are available on the official University of Illinois athletic web site, www.fightingillini.com. In addition to men's basketball, real live audio is available on the web for football, women's basketball, volleyball and the coaches' radio show broadcasts.

Broadcast Services

A special feature of the UI Sports Information Office is the Broadcast Services division, coordinated by SID Dave Johnson. Please give at least three days advance notice of your video request. Call Dave Johnson at (217) 333-1391 for more information.

Morning Practices

The Illinois basketball team is getting an early start to the day with morning practices that will begin at approximately 7:00 a.m. All practices will be held at the newly constructed Ubben Basketball Practice Facility, except for isolated times when the team will practice at the Assembly Hall. Please note that the locker room area, weight room and training room are off limits to members of the media. In order to avoid congestion on the floor area, media who attend practice are asked to sit in the balcony area on the second floor that overlooks the court.

Lon Kruger Teleconference

Head Coach Lon Kruger will be available to members of the media throughout the season via teleconference. Dates and times for the teleconference are listed on the calendar on pages 203-207 and are subject to change. If there are changes media will be notified of those changes in advance.

Interview Policies

All interview requests for Illinois player, Coach Kruger and members of the Illini coaching staff need to be set up with Barbara Butler in the Illinois Athletic Public Relations Office. Please give at least 24 hours prior notice for interview requests. The Illini team will practice in the morning before class. When class schedules permit players will be available for interviews following practice and at Coach Kruger's media luncheons. Otherwise a specific time will be set up for the interview depending on the players' class schedule.

Postgame Interviews

The University of Illinois will utilize the media room, located on the mezzanine level on the Northwest side of the arena, for postgame interviews. **NO MEDIA WILL BE ALLOWED IN THE TUNNEL AREA FOR INTERVIEWS.** Coaches and players from both teams will be brought to this area for interviews. If you need to interview an Illinois player who has not been requested for the interview room, please make specific arrangements with a member of the Illinois Athletic Public Relations staff. Player requests for the visiting team should be made through that school's Basketball SID.

The Lon Kruger TV Show

This weekly 30-minute television program, hosted by Chris Widlic of WCIA-TV in Champaign, features game highlights and interviews with coaches, players and others involved with the Illinois basketball program. Viewers should consult their local listings for the days and times of the telecasts.

Lon Kruger Radio Show

The Lon Kruger Show is a weekly call-in radio show aired statewide on the Illinois Sports Network. The show is hosted by Illini play-by-play announcer Jim Turpin and airs Monday's from 6:05-7 p.m. In following the past two seasons, the radio show will move to different sorority and fraternity houses on campus.



Media Information

NEWSPAPERS

Arlington Heights Daily Herald

Bob Logan
Mike McGraw
155 E. Algonquin Road
Arlington Heights, IL 60006
(847) 427-4430

Bloomington Pantagraph

Jim Benson
301 W. Washington
Bloomington, IL 61701
(800) 747-7323

Chicago Sun-Times

Herb Gould
1728 W. Ohio Street
Chicago, IL 60622
(312) 321-2663

Chicago Tribune

Gary Reinmuth
4537 Central
Western Spring, IL 60588
(312) 222-3478

The Daily Illini

Dave Johnson
57 East Green Street
Champaign, IL 61820
(217) 333-7025

Decatur Herald & Review

Mark Tupper
601 E. William, Box 311
Decatur, IL 62525
(217) 421-6979

The News-Gazette

Jim Rossow
Jeff D'Alessio
Box 677
Champaign, IL 61820
(217) 351-5232

Peoria Journal Star

Gary Childs
One News Plaza
Peoria, IL 61601
(309) 686-3214

Quad City Times

Craig Devrieze
500 E. Third Street
Davenport, IA 52801
(319) 383-2285

The Daily Southtown

Tim Cronin
7500 W. 111th Street
Worth, IL 60482-1080
(708) 633-5946

St. Louis Post-Dispatch

Nick Wishart
1179 N. Berry Road
St. Louis, MO 63122
(314) 340-8195

Springfield State Journal Register

John Supinie
One Copley Plaza
Springfield, IL 62705
(217) 788-1300

Bellefonte news Democrat

Dave Wilhelm
Box 427
Bellefonte, IL 62222
(618) 234-1000

Moline Dispatch

Jeff Wendland
1720 5th Avenue
Moline, IL 61265
(309) 764-4344

RADIO STATIONS

WDWS

Dave Loane
Stevie Jay
Box 3939
Champaign, IL 61826
(217) 351-5300

WDWS/Illini Sports Network

Jim Turpin
Box 3939
Champaign, IL 61826
(217) 351-5300

Illini Sports Network

Loren Tate
1201 Mayfair Drive
Champaign, IL 61821
(217) 352-2481

WILL

Dave Dickey
228 Gregory Hall
Urbana, IL 61801
(217) 33-0850

WKIO

Mike Haile
505 S. Locust Street
Champaign, IL 61820
(217) 352-1040

WPGU

Andrew Miller
24 East Green Street
Champaign, IL 61820
(217) 244-3000

WSCR-AM 1160

Ron Gleason
Mike Alzamora
4949 W. Belmont Ave.
Chicago, IL 60641
(773) 777-1700

TELEVISION STATIONS

WAND

Ron Rector
Lon Tay
904 Southside Drive
Decatur, IL 62522
(217) 424-2500

WCIA

Chris Widlic
Mike Cleff
Jason Overstreet
509 S. Neil Street
Champaign, IL 61820
(217) 356-8333

WICD

Scott Musgrave
Scott Andresen
250 Country Fair Drive
Champaign, IL 61821
(217) 351-8538

WIRE SERVICES

Associated Press

Tara Burghart
Box 677
Champaign, IL 61820
(217) 351-4094



Illini Sports Network



Jim Turpin (right) and Loren Tate call all the Fighting Illini basketball action on the 52-station Illinois radio network.

The 52-station Illini Sports Network once again will bring Fighting Illini basketball to fans across the state with Jim Turpin and Loren Tate.

Jim Turpin serves as the play-by-play voice of Illini basketball, a role he has had for most of the past 40 years.

A 1961 graduate of the University of Illinois, Turpin is vice president and general manager of WDWS and WHMS Radio in Champaign. He will also host "Lon Kruger Live," the network's weekly state-wide radio call-in show with the coach of the Illini. Additionally, Turpin serves as co-host of the popular Saturday Sportsline on WDWS/WHMS Radio.

Turpin is a past winner of the Illinois Broadcasters Association's Silver Dome Award, given to down state Illinois' best play-by-play broadcaster.

Loren Tate provides color analysis on Fighting Illini basketball radio broadcasts. Tate is the former executive sports editor of the Champaign-Urbana *News-Gazette* and in his retirement he still covers the Illini football and basketball teams, writing columns for the paper.

Prior to assuming his position with *The News-Gazette*, Tate served as sports editor of the *Hammond Times* for 11 years.

A 1953 University of Illinois graduate, Tate's career also includes extensive experience in the electronic media. He was sports director for WICD-TV from 1969-79. Currently, he co-hosts the Saturday Sportsline talk show with Turpin on WDWS/WHMS Radio.

The Illini Sports Network is managed by the Division of Intercollegiate Athletics, including management, distribution, sales operations, affiliate relations and programming.

Illini Sports Network programming includes Illinois football, men's and women's basketball, volleyball, and baseball, along with the popular "Illini Today" series, and the coaches' live weekly call-in shows. "Lon Kruger Live" can be heard on Monday nights from 6-7 p.m.

ISN2 debuted in the fall of 1997, featuring alternative sports programming including "I on the Illini," a weekly 15-minute coaches show featuring all 18 sport programs. ISN2 also features expanded women's basketball and volleyball game coverage.



ILLINI SPORTS NETWORK

- Aledo, WRMJ-FM 102.3
- Bethalto, WFUN-FM 95.5
- Canton, WBYS-AM 1560
- Canton, WBYS-FM 107.9
- Centralia, WILY-AM 1210
- Centralia, WRXX-FM 95.3
- Champaign, WDWS-AM 1400
- Champaign, WHMS-FM 97.5
- Chicago, WSCR-AM 1160
- Clinton, WHOW-AM 1520
- Clinton, WHOW-FM 95.9
- Danville, WDAN-AM 1490
- Danville, WDNL-FM, 102.1
- Davenport, Iowa, WLLR-AM 1230
- Decatur, WSOY-AM 1340
- Effingham, WCRA-AM 1090
- Effingham, WCRC-FM 97.5
- Fairfield, WFIW-AM 1390
- Galesburg, WGIL-AM 1400
- Galva, WHHK-FM 102.5
- Geneseo, WGEN-AM 1500
- Jacksonville, WJIL-AM 1550
- Jacksonville, WJVO-FM 100.5
- Kankakee, WKAN-AM 1590
- Lincoln, WVAX-AM 1370
- Litchfield, WSMI-FM 106.1
- Mt. Carmel, WYER-AM 1360
- Mattoon, WLBH-AM 1170
- Mattoon, WLBH-FM 96.9
- Marion, WQUL-FM 97.7
- Monmouth, WRAM-AM 1330
- Monmouth, WMOI-FM 97.7
- Olney, WSEI-FM 92.9
- Ottawa, WCMY-AM 1430
- Paris, WPRS-AM 1440
- Paris, WACF-FM 98.5
- Paxton, WPXN-FM 104.9
- Peoria, WIRL-AM 1290
- Pontiac, WPOK-AM 1080
- Pontiac, WJEZ-FM 93.7
- Princeton, WZOE-AM 1490
- Quincy, WTAD-AM 930
- Quincy, WBRJ-FM 106.7
- Robinson, WTAY-AM 1570
- Robinson, WTAY-FM 101.7
- Rock Island, WKBF-AM 1270
- Shelbyville, WSHY-AM 1560
- Sparta, WHCO-AM 1230
- Springfield, WTAX-AM 1240
- St. Louis, WFUN-FM 95.5
- Watseka, WGFA-AM 1360
- West Frankfort, WQUL-FM 97.7

Big Ten Tournament Bracket

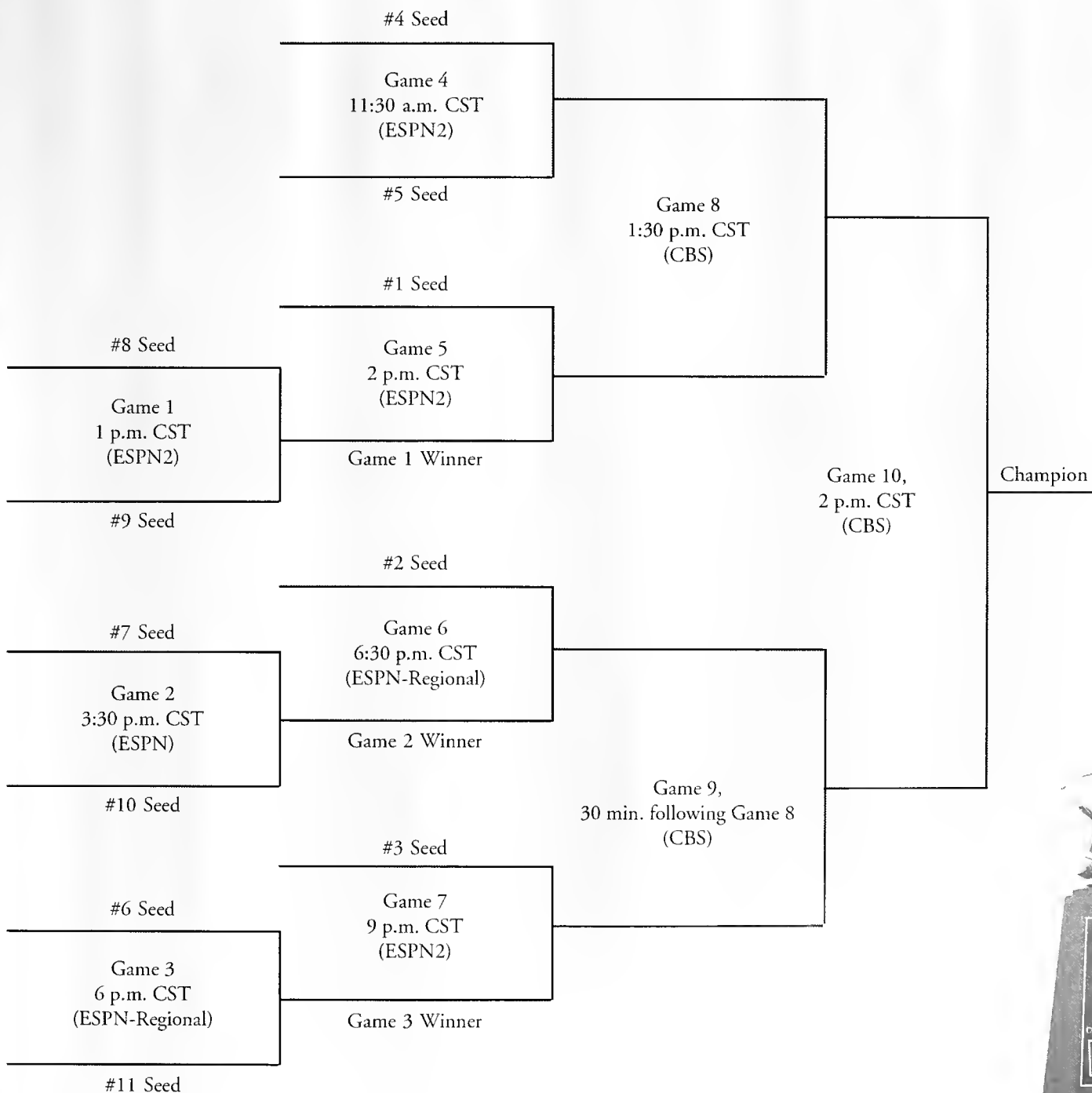
1999 Big Ten Basketball Tournament
March 4-7, 1999 • Chicago, Illinois • United Center

Thursday
March 4

Friday
March 5

Saturday
March 6

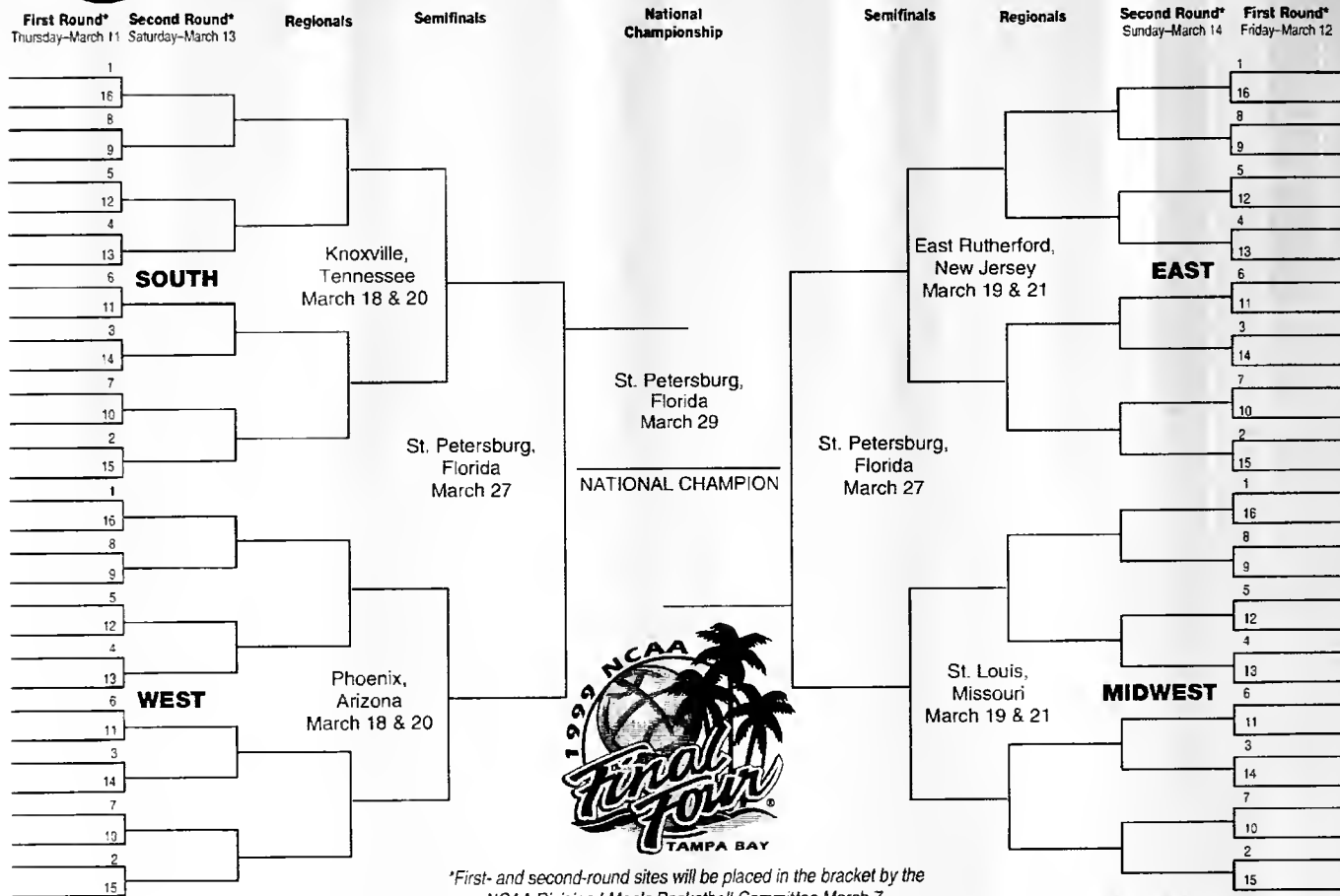
Sunday
March 7



NCAA Tournament Bracket



1999 NCAA Division I Men's BASKETBALL CHAMPIONSHIP



NCAA 12673-4/98

© 1985, 1998 National Collegiate Athletic Association
No commercial use without the NCAA's written permission

FIRST AND SECOND ROUNDS MARCH 11-14, 1999

EAST
Fleet Center
Boston, Mass.
March 12 & 14

SOUTH
Orlando Arena
Orlando, Fla.
March 11 & 13

MIDWEST
Bradley Center
Milwaukee, Wis.
March 12 & 14

WEST
Key Arena
Seattle, Wash.
March 11 & 13

Charlotte Coliseum
Charlotte, N.C.
March 12 & 14

RCA Dome
Indianapolis, Ind.
March 11 & 13

Louisiana Superdome
New Orleans, La.
March 12 & 14

McNichols, Sports Arena
Denver, Colo.
March 11 & 13

REGIONALS MARCH 18-21, 1999

EAST
Continental Airlines Arena
East Rutherford, N.J.
March 19 & 21

SOUTH
Thompson-Boiling Arena
Knoxville, Tenn.
March 18 & 20

MIDWEST
Trans World Dome
St. Louis, Mo.
March 19 & 21

WEST
America West Arena
Phoenix, Ariz.
March 18 & 20

Final Four • March 27 & 29, 1999 • Tropicana Field • St. Petersburg, Fla.

1998-99 Media Calendar

NOVEMBER

SUNDAY	MONDAY	TUESDAY	WEDNESDAY	THURSDAY	FRIDAY	SATURDAY
1 IND vs. Israel Nat'l 22-under IOWA vs. Foreign Team TBA	2 ILL vs. Athletes in Action, 7 pm MICH vs. Israel Nat'l	3 OSU vs. Worldwide All-Stars PUR vs. Israel Nat'l 22-under	4 IND vs. Athletes in Action MSU vs. Italian Nat'l Team	5 ILL vs. NBC Thunder, 7 pm NW vs. California All-Stars PSU vs. Italy Nat'l 22-under WIS vs. Athletes in Action	6	7 IND vs. Seton Hall
8 IND vs. South Carolina IOWA vs. Marathon Oil PUR vs. Estonia Nat'l Team	9 MICH vs. Athletes in Action MINN vs. Sports Tour OSU vs. Marathon Oil WIS vs. California All-Stars	10 ILL vs. Wake Forest, 5:30 pm (New York, NY) MSU vs. Foreign Nat'l Team	11 ILL vs. Temple/Georgetown (New York, NY) NW vs. Foreign Nat'l Team	12 PSU vs. Athletes in Action	13 MICH @ Florida Internat'l MSU vs. NE Louisiana OSU vs. Oakland PUR vs. UNC-Ashville	14 IND vs. Indiana State IOWA @ W. Illinois WIS vs. Loyola (Ill.)
15 MINN vs. Sports Accord OSU vs. Alabama	16 Coach Kruger available at media luncheon MICH vs. Ball State PSU vs. VMI PUR vs. UIC (Preseason NIT) WIS vs. UW-Milwaukee	17 ILL vs. George Washington, 7 p.m. MSU at Oakland NW vs. Maine	18 Teleconference IND vs. Ala.-Birmingham OSU vs. Robert Morris PUR vs. TBA (Preseason NIT)	19 IOWA vs. N. Iowa MICH vs. Detroit Mercy	20 ILL vs. Saint Louis, 7 pm OSU vs. PSU MSU at Temple WIS vs. TBA (Top of the World)	21 MINN vs. Appalachian St. NW vs. Oakland WIS vs. TBA (Top of the World)
22 Teleconference OSU vs. Army PUR vs. Lafayette WIS vs. TBA (Top of the World)	23 ILL vs. UT-Marlin, 7 pm IND vs. Kansas State (Maui Classic) MICH vs. Clemson (Maui Classic) PSU vs. Lehigh	24 IND vs. Utah/Ariz. State MICH vs. Syracuse/ Charmcade MINN vs. Seton Hall OSU vs. Tenn. Tech	25 Teleconference IND vs. TBA MICH vs. TBA IOWA vs. Creighton NW vs. St. Francis (NY) PUR vs. TBA (Preseason NIT)	26	27 MSU — Spartan Classic PUR vs. TBA (Preseason NIT)	28 ILL @ Texas-Pan Am, 7:30 pm MSU — Spartan Classic MINN vs. Winthrop NW vs. Furman OSU @ Vanderbilt PSU @ George Mason WIS @ Rhode Island
29 Teleconference PUR vs. E. Illinois	30 ILL vs. Valparaiso, 7 pm MICH vs. Towson State MINN vs. Oregon					



1998-99 Media Calendar

DECEMBER

SUNDAY	MONDAY	TUESDAY	WEDNESDAY	THURSDAY	FRIDAY	SATURDAY
		1 IND at Notre Dame IOWA at Drake PSU vs. Temple	2 Teleconference MICH vs. Bradley MSU vs. Duke (Great Eight) WIS vs. N. Illinois	3	4 IOWA — Hawkeye Invitational MINN @ Fresno State	5 ILL vs. Bradley, 1 p.m. IOWA—Hawkeye Invitational IND vs. Temple MSU @ Connecticut NW vs. Dayton OSU vs. Toledo PSU vs. Villanova PUR @ Xavier WIS @ Illinois State
		8 IND vs. Kentucky (Louisville) IOWA @ Kansas PUR @ Illinois State	9 Media Luncheon MICH @ E. Michigan PSU @ Bradley WIS @ Temple	10 MSU @ E. Tenn. State	11 IND vs. Boise State PUR — Boilermaker Inv.	12 ILL vs. E. Illinois, 2 p.m. IOWA vs. Iowa State MICH @ Duke MINN vs. E. Michigan PSU vs. Pennsylvania PUR — Boilermaker Inv. WIS vs. Pepperdine
		15 WIS @ Texas	16 Teleconference MINN vs. Cincinnati	17 OSU vs. Florida Atlantic	18	19 ILL vs. Kansas, 3 pm (Kansas City, MO) IOWA vs. Missouri MINN @ Nebraska NW @ Seton Hall PUR vs. Butler
		22 ILL vs. Missouri, 8 pm (St. Louis, MO) MSU — Pearl Harbor Classic OSU — Puerto Rico Holiday Classic MINN vs. Montana State PUR vs. S. Carolina (Meadowlands)	23 IOWA vs. Coppin State MSU — Pearl Harbor Classic NW vs. Boston College OSU — Puerto Rico Holiday Classic WIS @ Marquette	24	25	26
		21 Teleconference MICH vs. Hampton MSU vs. Pepperdine (Pearl Harbor Classic) OSU vs. TBA (Puerto Rico Holiday Classic) PSU vs. Bucknell	29 ILL vs. Clemson, 6:30 pm (Greenville, SC) MINN vs. Sacramento St.	30 WIS @ MICH MSU vs. UNC-Ashville PSU vs. Ariz./Holy Cross		
		14 NW vs. UW-Milwaukee OSU vs. UT-Martin		31 Teleconference IND @ IOWA		
6 MICH @ W. Michigan	7	13 MSU vs. UIC				
20 IND vs. San Francisco	21	27 Teleconference IND vs. Drake MICH @ Florida NW vs. Long Beach St. OSU vs. Miami (Fla.) PUR @ Providence WIS vs. Fresno State				

1998-99 Media Calendar

JANUARY

SUNDAY	MONDAY	TUESDAY	WEDNESDAY	THURSDAY	FRIDAY	SATURDAY
					1	2 MICH @ PSU MINN @ PUR OSU @ WIS MSU vs. Louisville
3 ILL @ IND, 12/3 pm IOWA @ NW	4 Media Luncheon	5 IND @ MICH	6 MSU @ WIS PUR @ PSU NW @ MINN	7 ILL @ IOWA, 8:30 pm	8 Teleconference	9 NW @ ILL, 1:30 pm IND @ OSU MICH @ MSU PSU @ MINN
10 PUR @ WIS	11 Teleconference	12 IOWA @ OSU	13 ILL @ PUR, 7 pm MINN @ MSU WIS @ PSU NW @ IND	14 Media Luncheon	15	16 MSU @ ILL, 7 pm IND @ PUR IOWA @ MINN OSU @ MICH WIS @ NW
17	18 Teleconference	19 PUR @ OSU	20 ILL @ WIS, 8 pm MICH @ MINN PSU @ NW	21 Teleconference IOWA @ MSU	22	23 PSU @ ILL, 1:00 pm WIS @ IOWA MICH @ PUR MINN @ OSU Texas-Pan Am @ NW
24 MSU @ IND	25 Media Luncheon	26 IND @ MINN	27 PSU @ IOWA OSU @ MICH PUR @ NW	28 ILL @ MICH, 7 pm	29 Teleconference	30 OSU @ ILL, 3:30 pm IOWA @ MICH NW @ MSU MINN @ WIS
31 IND @ PSU						



1998-99 Media Calendar

FEBRUARY

SUNDAY	MONDAY	TUESDAY	WEDNESDAY	THURSDAY	FRIDAY	SATURDAY
	1 Teleconference	2 MSU @ PSU	3 ILL @ MINN, 7 pm WIS @ IND	4 Teleconference IOWA @ PUR MICH @ NW	5	6 WIS @ ILL, 3:30 pm MSU @ IOWA OSU @ PUR NW @ PSU
7 MINN @ MICH	8 Media Luncheon	9 MICH @ OSU PUR @ IND	10 MINN @ IOWA NW @ WIS	11 ILL @ MSU, 7:30 pm	12 Teleconference	13 PUR @ ILL, 11:30 am IND @ NW OSU @ IOWA MSU @ MINN PSU @ WIS
14	15 Teleconference	16 PUR @ MSU	17 ILL @ NW, 7 pm OSU @ IND MINN @ PSU	18 Media Luncheon MSU @ MICH	19	20 PSU @ PUR NW @ OSU
21 MICH @ IND IOWA @ ILL, 1:30 pm WIS @ MICH	22 Teleconference	23 IND @ ILL OR NW @ IOWA OR PSU @ MICH OR PUR @ MINN	24 WIS @ OSU	25	26	27 MINN @ NW OSU @ PSU IOWA @ IND OR MICH @ WIS OR MSU @ PUR OR
28 IOWA @ IND OR MICH @ WIS OR MSU @ PUR OR						



1998-99 Media Calendar

MARCH

SUNDAY	MONDAY	TUESDAY	WEDNESDAY	THURSDAY	FRIDAY	SATURDAY
	1	2	3	4	5	6
				Big Ten Tournament #8 vs. #9, 1 pm #7 vs. #10, 3:30 pm #6 vs. #11, 6 pm	#4 vs. #5, 11:30 am Winner 8/9 vs. #1, 2 pm Winner 7/10 vs. #2, 6:30 pm Winner 6/11 vs. #3, 9 pm	Semifinal, 1:30 pm Semifinal, 30 min. following first game
7 Championship Game, 2 pm	8	9	10	11	12	13



Illinois Basketball



1998-99 Fighting Illini Basketball Schedule

UNIVERSITY OF ILLINOIS-URBANA



3 0112 002185020

(S)

Nov. 2	Athletes in Action	7 p.m.	Jan. 3	at Indiana	
Nov. 5	NBC Thunder	7 p.m.	Jan. 7	at Iowa	
Nov. 10-11	Coaches vs. Cancer		Jan. 9	Northwe	
10	vs. Wake Forest	5:30 p.m. (espn2)	Jan. 13	at Purdu	
11	Temple/Georgetown	TBA	Jan. 16	Michigan	
Nov. 17	George Washington	7 p.m.	Jan. 20	at Wisconsin	8 p.m. (ESPN-R)
Nov. 20	Saint Louis	7 p.m. (ESPN-R)	Jan. 23	Penn State	1 p.m. (ESPN-R)
Nov. 23	Tennessee-Martin	7 p.m.	Jan. 28	at Michigan	7 p.m. (ESPN-R)
Nov. 28	at Texas-Pan Am	7:30 p.m.	Jan. 30	Ohio State	3:30 p.m. (ESPN-RS)
Nov. 30	Valparaiso	7 p.m.	Feb. 3	at Minnesota	7 p.m. (ESPN-R)
Dec. 5	vs. Bradley	1 p.m. (ESPN-R)	Feb. 6	Wisconsin	3:30 p.m. (ESPN-R)
	(Chicago, Ill.)		Feb. 11	at Michigan State	6:30 p.m. (ESPN)
Dec. 12	Eastern Illinois	2 p.m.	Feb. 13	Purdue	11:30 a.m. (ESPN-RS)
Dec. 19	vs. Kansas	3 p.m. (CBS)	Feb. 17	at Northwestern	7 p.m. (ESPN-R)
	(Kansas City, Mo.)		Feb. 21	Iowa	1:30 p.m. (ESPN-RS)
Dec. 22	vs. Missouri	8 p.m. (ESPN-R)	Feb. 23/24/25	Indiana	TBA
	(St. Louis, Mo.)		March 4-7	Big Ten Tournament	
Dec. 29	vs. Clemson	6:30 p.m. (ESPN-R)			
	(Greenville, S.C.)				

Home Games in Blue
All Times Central



Dreaming of Another Title