

796.32363

IL6

2006-2007

07 ILLINOIS BASKETBALL





ILLINOIS HEAD COACH
BRUCE WEBER

- ❖ Has won 84.8 percent of his games as head coach at Illinois (89-16), which is the best winning percentage in the 101-year history of Big Ten basketball.
- ❖ Nation's second winningest coach over the last five years with 141 wins.
- ❖ Has won 192 games overall (five years at Southern Illinois and three years at Illinois), which is the third most wins in NCAA history by a head coach after his first eight seasons.
- ❖ His 89 victories at Illinois are the most wins by a Big Ten coach after his first three years, and the second most wins ever by a Big Ten coach over any three-year period.
- ❖ During his three-year tenure, Illinois has been ranked in the Top 25 for 82 consecutive games, and 97 of 105 games overall.
- ❖ Has had four NBA Draft picks the last two years: Deron Williams (No. 3, Utah Jazz) and Luther Head (No. 24, Houston Rockets) in the first round in 2005; and James Augustine (No. 41, Orlando Magic) and Dee Brown (No. 46, Utah Jazz) in the second round in 2006.
- ❖ Led Illinois to 37 wins in 2004-05, tying the NCAA record for most victories in a single season.
- ❖ Led the Illini to the 2005 Final Four and to Illinois' first-ever appearance in the NCAA Championship game.
- ❖ Led Illinois to nation's No. 1 ranking for 15 straight weeks in 2004-05, and to Illinois' first-ever No. 1 ranking in the final *Associated Press* poll.
- ❖ Consensus National Coach of the Year and Big Ten Coach of the Year in 2005. Named National Coach of the Year by 10 organizations: Dr. James Naismith Award, Henry Iba Award (USBWA), Adolph Rupp Cup, NABC, CBS/Chevrolet, *Associated Press*, *The Sporting News*, *Basketball Times*, Victor Awards and Nike Championship Basketball Clinic.
- ❖ Only coach in Big Ten history to win back-to-back outright championship in his first two seasons.

WELCOME TO ILLINOIS BASKETBALL // HOME OF CHAMPIONS

96,32363
LL-6 2006-2007



1977-1998
BIG TEN
CHAMPIONS



2000-2001



2004-2005
BIG TEN
CHAMPIONS



2004-2005
BIG TEN
CHAMPIONS



BIG TEN
CONFERENCE



MEN'S BASKETBALL
TOURNAMENT
CHAMPIONS

2003

MEN'S BASKETBALL
TOURNAMENT
CHAMPIONS
2005



2004
CHAMPIONS

2005
DIVISION I
MEN'S
BASKETBALL
CHAMPIONSHIP



SECOND PLACE
TEAM

2004 **BIG TEN** 2005
CHAMPIONS
UNIVERSITY OF ILLINOIS



THIS IS ILLINOIS BASKETBALL 1

Welcome to Illinois Basketball. Illinois is the second winningest basketball program in the nation this decade with 189 victories.


Bruce Weber Era – Year Three.....	4
The Winningest Illini – Dee Brown and James Augustine.....	5
Bruce Weber Era – Year Two.....	6-7
Bruce Weber Era – Year One.....	8
Illini in the NBA.....	9-11
Homecourt Advantage.....	12-13
National Exposure.....	14-15
Ubben Basketball Complex.....	16
NCAA Tournament History.....	17
Games in Chicago and St. Louis.....	18
Orange Krush.....	19
All-Century Team.....	20-21
Strength and Conditioning.....	22-23
University of Illinois.....	24-25
Academics.....	26-29
Division of Intercollegiate Athletics.....	30-31
Champaign-Urbana.....	32
Campus Life.....	33
Athletic Success.....	34-35
Notable Alumni.....	36-37
University Administration.....	38
Director of Athletics Ron Guenther.....	39
Illini in the Community.....	40
Board of Trustees.....	41
School Spirit.....	42



COACHING STAFF 43

Bruce Weber has recorded the third most wins in NCAA history by a head coach after his first eight season with 192 victories. He was named National Coach of the Year by 10 organizations in 2005 and is the only coach in Big Ten history to win back-to-back outright conference titles in his first two seasons.

Head Coach Bruce Weber.....	44-47
Assistant Coach Wayne McClain.....	48
Assistant Coach Jay Price.....	49
Assistant Coach Tracy Webster.....	50
Assistant to the Head Coach Gary Nottingham.....	51
Director of Sports Medicine Al Martindale.....	52
Dr. Robert Gurtler and Dr. Jeff Kyrouac.....	52
Director of Basketball Operations Rod Cardinal.....	53
Administrative Secretary Cindy Butkovich.....	53
Graduate Assistant Jeremy Izzo.....	53
DIA Administration / Basketball Support Staff.....	54-55
Basketball Managers.....	55
Richmond Endowment.....	56



FIGHTING ILLINI 57

Illinois returns three starters and nine letterwinners in 2006-07. Seniors on this year's Illini squad are Marcus Arnold, Warren Carter and Rich McBride.

2006-07 Outlook.....	58-60
2006-07 Rosler.....	61
#44 Marcus Arnold.....	62-63
#41 Warren Carter.....	64-67
#33 Rich McBride.....	68-71
#25 Calvin Brock.....	72-73
#3 Chester Frazier.....	74-75
#2 Chris Hicks.....	76-77
#55 Shaun Pruitt.....	78-79
#42 Brian Randle.....	80-81
#31 Jamar Smith.....	82-83
#21 Brian Carlwell.....	84

QUICK FACTS

GENERAL INFORMATION

Location.....	Champaign-Urbana, Ill.
Founded.....	1867
Enrollment.....	38,000
President.....	B. Joseph White
.....	Georgetown '69
Chancellor.....	Richard Herman
.....	Stevens Institute of Technology '63
Athletics Director.....	Ron Guenther
.....	Illinois '67
Conference.....	Big Ten
Arena.....	Assembly Hall (16,618)
Nickname.....	Fighting Illini
School Song.....	"Illinois Loyalty"
Colors.....	Orange and Blue
Athletics Phone.....	217.333.3631
Ticket Office Phone.....	217.333.3470

ILLINOIS BASKETBALL HISTORY

First Year of Basketball.....	1906
Overall All-Time Record.....	1,546-812/656
Years in NCAA Tournament/Last.....	26/2006
.....	38-27/585
Years in NIT/Last.....	3/1996

BASKETBALL SPORTS INFORMATION

Assistant SID.....	Derrick Burson (Illinois '99)
Cell Phone.....	217.766.7315
Email.....	burson@uiuc.edu
SID.....	Kent Brown (Illinois '87)
Home Phone.....	217.469.0230
Cell Phone.....	217.493.9795
Email.....	kbrown3@uiuc.edu
SID Office Phone.....	217.333.1391
SID Office Fax.....	217.333.5540
Press Row Phone.....	217.333.1227
SID Mailing Address.....	Biefeldt Bldg.
.....	1700 S. Fourth St.
.....	Champaign, IL 61820
Website.....	www.fightingillini.com

BASKETBALL COACHING STAFF

Head Coach:.....	Bruce Weber
Alma Mater/Year:.....	Wisconsin-Milwaukee '78
Record at Illinois/Years:.....	89-16 (.848)/3
Career Records/Years:.....	192-70 (.733)/8
Basketball Office Phone:.....	217.333.3400
Basketball Office Fax:.....	217.333.2120
Best Time to Reach Coach:.....	Contact SID
Assistant Coaches:	
.....	Wayne McClain (Bradley '77)
.....	Jay Price (Kansas '91)
.....	Tracy Webster (Wisconsin '95)
Assistant to the Head Coach:	
.....	Gary Nottingham (Glenville State '78)
Director of Basketball Operations:	
.....	Rod Cardinal (Southwest State '71)
Athletic Trainer:	
.....	Al Martindale (Upper Iowa '73)
Strength and Conditioning Coach:	
.....	Jimmy Price (Texas Tech '00)
Basketball Secretary:	Cindy Butkovich

TEAM INFORMATION

2005-06 Record:.....	26-7
2005-06 Big Ten Record:.....	11-5/T-2nd
Starters Returning/Lost:.....	3/2
Letterwinners Returning/Lost:.....	9/2
Starters Returning (3):	
.....	F Brian Randle (41 career starts)
.....	G Rich McBride (33 career starts)
.....	F/C Shaun Pruitt (33 career starts)

Others With Starting Experience:
 F Warren Carter (1 career start)

Starters Lost (2):
 G Dee Brown (136 career starts)
 F James Augustine (134 career starts)

Lettermen Returning (9):
 F Marcus Arnold
 G Calvin Brock
 F Warren Carter
 G Chester Frazier
 G Chris Hicks
 G Rich McBride
 F/C Shaun Pruitt
 F Brian Randle
 G Jamar Smith

Lettermen Lost (2):
 F James Augustine
 G Dee Brown

Seniors (3):
 F Marcus Arnold
 F Warren Carter
 G Rich McBride

Juniors (3):
 G Chris Hicks
 F/C Shaun Pruitt
 F Brian Randle

Sophomores (6):
 G Calvin Brock
 G Chester Frazier
 F Steve Holdren
 G Trent Meacham
 G Jamar Smith
 G Jeremiah Wise

Freshmen (3):
 C Brian Carlwell
 F C.J. Jackson
 F Richard Semrau

On the Cover: Head Coach Bruce Weber with seniors Rich McBride, Warren Carter and Marcus Arnold.

Credits: The 2006-07 Illinois Basketball Media Guide is a publication of the Illinois Athletic Public Relations Office, written to assist the media in their coverage of Illinois basketball.

EDITORS
 Derrick Burson
 Kent Brown

INTERIOR DESIGN
 Derrick Burson
 Victor Cortez

COVER DESIGN
 Victor Cortez


COVER PHOTOGRAPHY
 Mark Jones

INTERIOR PHOTOGRAPHY
 Mark Jones
 Mark Cowan
 Darrell Beachy
 Derrick Burson
 Dan Donovan
 Glenn James
 Tom Schaeferges
 Sharon Walker
 Steve Woltmann

PRINTED BY
 Custom Color Graphics; Champaign, Ill.

Special thanks to Mark and Beth Jones and the entire Tintype staff for their outstanding photographic coverage of Fighting Illini basketball.

#22 Steve Holdren 84
 #34 C.J. Jackson 85
 #1 Trent Meacham 85
 #50 Richard Semrau 86
 #5 Jeremiah Wise 86



2005-06 Season in Review 88-89
 Honors 89
 Statistics 90-93
 Big Ten Standings / Big Ten Rankings / All-Big Ten Team 94
 Game Recaps 95-105
 Bruce Weber Summer Basketball Camps 106



All-Time Head Coaches / All-Time Assistant Coaches 108
Year-By-Year Records 108-130
Postseason History 131
NCAA Tournament Records 132-134
Records vs. Opponents 135-136
Series Records 137-144
Annual Leaders 145-146
Annual Team Statistics 147-154
Top 50 Career Scorers 155-159
Individual Records 160-166
Single-Season Team Highs 167
Illinois Team Records 168
Combined Team Records 169
Opponent Records 170
Attendance Records 171
Assembly Hall Records 171-174



Illinois Basketball Timeline 176-181
All-Americans 182-183
National Honors 183
All-Big Ten Selections / Big Ten Honors 184-185
Illinois Honors 186-187
Illini in the NBA 188-189
All-Time Letterwinners 190-195
Illini By the Numbers 196-198



Illinois Athletic Public Relations Office 200
Big Ten Conference 201
Media Information 202-203
Illini Sports Network 204
Covering the Illini 205
Opponent SID Directory 206
2007 NCAA Tournament / 2007 Big Ten Tournament 207
Illinois Radio/TV Roster 208

YEAR IN REVIEW 87

Illinois won 26 games in 2005-06 and finished the year ranked 13th in the *Associated Press* national poll. The Illini program also said farewell to its winningest players in school history – Dee Brown and James Augustine.

RECORDS BOOK 107

The Illinois Basketball records book holds 101 years of Fighting Illini history.

HONORS AND TRADITIONS 175

Illinois Basketball has a proud tradition that includes 17 Big Ten Championships, 26 NCAA Tournament appearances, five NCAA Final Fours, 66 All-Americans, and 68 NBA Draft Picks.

MEDIA INFORMATION 199

Media guidelines for covering Fighting Illini Basketball.

WEBER ERA – YEAR THREE

Illinois kept up its winning ways in 2005-06, Bruce Weber's third season leading the Orange and Blue. The Illini went undefeated in non-conference play for the second straight year and opened the season with 15 straight wins. Illinois was the Big Ten runner-up with an 11-5 record, missing a third straight conference title by just one game. The team received a No. 4 seed in the NCAA Tournament and advanced to the second round with a victory over Air Force. Illinois finished the year with a 26-7 record, tying the fourth winningest season in school history, and ranked 13th in the final *Associated Press* poll. Dee Brown was a consensus second-team All-American and won the Bob Cousy Award as the nation's top point guard, while James Augustine earned first-team All-Big Ten honors.

Illinois has compiled an overall record of 89-16 during Weber's first three seasons, giving him the best winning percentage in the 101-year history of Big Ten basketball.



Top Row, Left: Dee Brown is presented the Bob Cousy Award as the nation's top point guard.

Top Row, Right: James Augustine became the first player in school history to record over 1,000 career points and 1,000 career rebounds.

Above, Left: Brian Randle was named to the 2006 Big Ten All-Defensive Team.

Above, Center: Illinois retained the Braggins' Rights trophy for the sixth straight year, defeating Missouri in St. Louis.

Above, Right: Jamar Smith led the Big Ten in 3-point field goal percentage and was named to the 2006 Big Ten All-Freshman Team.

Left: Following the final home game of their careers, James Augustine and Dee Brown spoke to the Assembly Hall crowd on Senior Night.

THE WINNINGEST ILLINI – DEE BROWN AND JAMES AUGUSTINE

You will find the names of Dee Brown and James Augustine all over the Illinois records book. They are two of the most influential players in school history in every aspect of the game, whether it be points, rebounds, assists, steals, minutes, etc. But much more important than any individual statistic was the success that the Illini program had during their tenure. Brown and Augustine played in a total of 114 wins over their four-year careers, making them the winningest players in school history. The Illini won 25 games during their freshman season, highlighted by the 2003 Big Ten Tournament title. As sophomores, Illinois won 26 games, captured an outright Big Ten Championship, and advanced to the Sweet 16. Brown and Augustine played on the most successful team in school history as juniors, as Illinois tied the NCAA record for victories in a season with 37, won both the outright Big Ten Championship and Big Ten Tournament title, advanced to the Final Four and finished as the National Runner-Up. They wrapped up their careers by leading the Illini to a 26-win season as seniors in 2006.



Dee Brown and James Augustine played in 114 wins during their Illini career, the most in school history and ranking second in Big Ten history. In addition to their many accomplishments on the basketball court, both Brown and Augustine earned bachelor's degrees in sport management from the University of Illinois.



MEDIA
TRADITION
RECORDS
REVIEW
ILLINI
COACHES
ILLINOIS BASKETBALL

WEBER ERA – YEAR TWO

The Centennial Season of Illinois basketball in 2004-05 stands as the greatest season in school history and one of the best in NCAA history. Illinois flirted with perfection during Bruce Weber's second season as UI head coach, winning its first 29 games to tie the 12th best start in NCAA history and mark the third best start in Big Ten history. Illinois won its second consecutive outright Big Ten championship with a 15-1 league record, as Weber became the first coach in Big Ten history to win back-to-back outright conference titles in his first two seasons. Illinois then won the Big Ten Tournament championship at the United Center and headed into the NCAA Tournament with a 32-1 record and the overall No. 1 seed in the tournament bracket.

The Allstate Arena in Rosemont, Ill. was the site of arguably the greatest comeback in school history, and certainly the most memorable. Illinois erased a 15-point deficit to Arizona in the final four minutes of regulation in the Chicago Regional Final, and then defeated the Wildcats in overtime to secure a trip to St. Louis for the Final Four. Illinois routed Louisville in the National Semifinal to advance to the NCAA Championship game for the first time in school history where the Illini finished as the National Runner-Up.

The day after the NCAA Championship game, the Illini basketball team returned to Champaign and attended a rally with 25,000 fans at Memorial Stadium honoring their accomplishments. Illinois tied the winningest season in NCAA history with its 37-2 record. The Illini were ranked No. 1 in the national polls for 15 straight weeks, including the school's first-ever No. 1 ranking in the final *Associated Press* Poll. Weber collected an unprecedented 10 National Coach of the Year awards and the Illini set another record with three consensus All-Americans as Dee Brown earned first-team honors and Deron Williams and Luther Head earned second-team distinction.



The Shot (2005 edition): With the Illini trailing Arizona 80-77 and only 40 seconds left, Deron Williams hits a 3-pointer to send the game into overtime.



Above, Left: Luther Head earned consensus Second-Team All-America honors as a senior.


Above, Top: Bruce Weber was named National Coach of the Year by 10 organizations in 2004-05.

Above: Weber and Williams following the Arizona game.

Far Left: Illini players, coaches and their families, and the crowd join together to sing "Hail to the Orange" at the Memorial Stadium Celebration Rally.

Left: Roger Powell cuts down the net following the victory over Arizona in the Chicago Regional Final.

WEBER ERA – YEAR TWO



Top Row, Left: 2005 Big Ten Champions.
Top Row, Right: Big Ten Tournament Champions.
Row Two, Left: Dee Brown cuts down the net, celebrating the Big Ten title.
Row Two, Right: Brown and Weber at the Wooden Award All-America ceremony in Los Angeles.
Above, Left: Tip-off of the Illinois vs. North Carolina 2005 NCAA Championship game.
Above: James Augustine was named Most Outstanding Player of the 2005 Big Ten Tournament.
Far Left: 3,000 fans showed up at 1:30 in the morning to welcome the Illini back to Champaign following the dramatic victory over Arizona.
Left: Actor and Chicago-native Bill Murray followed the Illini throughout the NCAA Tournament and entertained the players during a team meeting the night before the Regional Final.

MEDIA | TRADITION | RECORDS | REVIEW | ILLINI | COACHES | ILLINOIS BASKETBALL

WEBER ERA – YEAR ONE

Illinois won the 2004 Big Ten Championship in Bruce Weber's first season, capturing the school's first outright conference title since 1952. With that accomplishment, Weber became just the third coach in the history of the Big Ten Conference to win an outright league title in his first season. Illinois had to win its final 10 conference games to claim the championship, including six-straight wins on the road. In the final week of the regular season, Illinois posted a pair of dramatic road victories, first at Purdue in overtime to clinch a share of the title, and then at Ohio State to win the outright championship. The Illini earned a No. 5 seed in the 2004 NCAA Tournament and advanced to the Sweet 16 with victories over Murray State and Cincinnati. Illinois finished the year with a 26-7 record, 13-3 in the Big Ten, and ranked 11th in the final ESPN/USA Today Coaches' poll.



The Shot (2004 edition): With Illinois tied 79-79 at Purdue in overtime, Luther Head grabs an offensive rebound off a miss by Roger Powell and puts back a contested shot with the clock winding down.



The Aftermath: The Illinois bench and thousands of Illini fans who traveled to the game erupt in celebration after Head's putback goes in, giving the Illini an 81-79 victory.



Above, Left: The 2004 Big Ten Champion Fighting Illini following Illinois' 64-63 win at Ohio State to claim the outright Big Ten title.

Above, Right: The Illini are presented the trophy in the locker room.

Far Left: The lone senior from the squad, Jerrance Howard.

Left: Roger Powell with Illini fans that made the trip to Columbus, Ohio.

ILLINI IN THE NBA

FIGHTING ILLINI IN THE NBA DRAFT

Illinois has made a name for itself in the professional ranks. Sixty-eight players have been drafted, including 14 in the first round, while 39 Illini have seen playing time in the NBA. The list of Fighting Illini who are currently in the NBA includes James Augustine, Dee Brown, Brian Cook, Luther Head, Roger Powell and Deron Williams.

Illinois has had a total of seven players drafted since 2002, which leads the Big Ten and is the third-highest total of any program in the nation over the last five years.

The 2005 NBA Draft was a historic one for the Illinois program. It marked the second time that the U of I had two players selected in the first round. Deron Williams was a lottery selection and was taken by the Utah Jazz with the third overall pick, becoming the highest drafted player in Illinois history. Luther Head was then taken by the Houston Rockets at No. 24. The Illini also had two players selected in the 2006 NBA Draft, with James Augustine chosen at No. 41 by the Orlando Magic and Dee Brown taken at No. 46 by the Utah Jazz.

ILLINOIS' FIRST ROUND DRAFT PICKS

Nick Anderson	Orlando, 11th, 1989
Kenny Battle	Detroit, 27th, 1989
George BonSalle	Syracuse, 7th, 1957
Brian Cook	Los Angeles, 24th, 2003
Kendall Gill	Charlotte, 5th, 1990
Derek Harper	Dallas, 11th, 1983
Luther Head	Houston, 24th, 2005
John Kerr	Syracuse, 6th, 1954
Ken Norman	LA Clippers, 19th, 1987
Mike Price	New York, 17th, 1970
Don Sunderlage	Philadelphia, 9th, 1951
Nick Weatherspoon	Washington, 13th, 1973
Deron Williams	Utah, 3rd, 2005
Frank Williams	Denver, 25th, 2002



DERON WILLIAMS, UTAH JAZZ

ILLINOIS 2003-05

NBA lottery (third overall), first-round draft pick by the Utah Jazz in 2005 ... The highest drafted player in Illinois history ... 2006 NBA All-Rookie First Team selection ... Played in 80 games, earning 47 starts, and averaged 10.8 points, 4.5 assists and 2.4 rebounds in 29 minutes per game ... Tallied career highs of 28 points vs. Atlanta (3/17/06) and 13 assists, twice, vs. Golden State (2/27/06 and 4/19/06) ... Shot 41.6 percent from 3-point range ... Selected to Rookie Team for NBA All-Star Rookie Challenge ... Consensus Second-Team All-American for the Illini as a junior in 2005 ... Wooden Award All-America Team ... Second-Team All-America selection by *The Sporting News* and NABC ... Third-Team All-American by the *Associated Press* ... First-Team All-Big Ten selection by both media and coaches ... USBWA All-District and NABC First-Team All-District selection ... NCAA Chicago Regional Most Outstanding Player ... NCAA Final Four All-Tournament Team ... Averaged 12.5 points and school-record 6.8 assists in 2005 ... First-Team All-Big Ten, USBWA All-District, NABC Second-Team All-District and Big Ten All-Tournament Team selection as a sophomore in 2004 ... Only player in Big Ten history to lead the conference in assists in each of his first three seasons ... Ranks 36th all-time at Illinois in scoring (1,111 points), third in career assists (594) and eighth in career 3-pointers (163).

“Coach Weber helped me tremendously in becoming an NBA player. He has a great feel and knowledge for the game that he instilled in me. Coach made the transition from college to the pros easy for me, because the way we played both offensively and defensively translates well to the style of play in the NBA. His motion offense was perfect for my game, and he put me in a position to be successful by giving me the ball and letting me run the team. I love returning to campus because of the family atmosphere that this coaching staff has created. I consider Illinois my second home and I’ll always come back and support the Illinois basketball program as much as possible.”

— Deron Williams

MEDIA
TRADITION
RECORDS
REVIEW
ILLINI
COACHES
ILLINOIS BASKETBALL



LUTHER HEAD, HOUSTON ROCKETS

ILLINOIS 2002-2005

First-round draft pick (24th overall) by the Houston Rockets in 2005 ... 2006 NBA All-Rookie Second Team selection ... Played in 80 games, earning 27 starts, and averaged 8.8 points, 2.7 assists and 3.3 rebounds in 29 minutes per game ... Tallied career highs of 28 points vs. Dallas (11/22/05), 10 rebounds vs. Phoenix (11/23/05) and eight assists vs. Memphis (11/25/05) ... Selected to Rookie Team for NBA All-Star Rookie Challenge ... Consensus Second-Team All-American for the Illini as a senior in 2005 ... Second-Team All-America selection by the *Associated Press*, USBWA and NABC ... First-Team All-Big Ten selection by both media and coaches ... USBWA All-District and NABC First-Team All-District selection ... Earned three accolades during the postseason: Big Ten All-Tournament Team, NCAA Chicago Regional All-Tournament Team and NCAA Final Four All-Tournament Team ... Led the Illini in scoring, averaging 15.9 points ... Led the Big Ten in 3-pointers, setting an Illini school record with 116 treys on the season ... Ranks 20th all-time at Illinois in scoring (1,295 points), fourth in career 3-pointers (209) and ninth in career steals (158).

"Coach Weber was huge in helping me improve my game to get to the next level. Playing in his motion offense, you are always running, always in constant movement. He taught me to be hard to guard, how to move without the ball, how to come off screens and how to set up my defender. He also showed confidence in me, which was huge because it let me play with a free mind. Most importantly, Coach helped me change my life around. He made me grow up and helped turn me from a boy into a man. That's why I'll do whatever I can for him. I'll always support Coach Weber and Illinois basketball."

— Luther Head

BRIAN COOK, LOS ANGELES LAKERS

ILLINOIS 2000-2003

First-round draft pick (24th overall) by the Los Angeles Lakers in 2003 ... Has played in 188 games during the first three years of his NBA career, totaling 1,255 points (6.7 ppg) and 591 rebounds (3.1 rpg) ... Played in 81 games last year, earning 46 starts, and averaged 7.9 points and 3.4 rebounds ... Scored a career-high 28 points vs. Dallas (2/7/06) ... Shot 43 percent from 3-point range ... Played in 72 games his second year, averaging 6.4 points and 3.0 rebounds ... Made 78 three-pointers ... Registered a career-high 11 rebounds at Milwaukee (11/30/04) ... Appeared in 35 games as a rookie, averaging 4.4 points and 2.9 rebounds ... Rookie season was limited due to injury ... Big Ten Silver Basketball Award and Big Ten Player of the Year as an Illini senior in 2003 ... *Associated Press* Third-Team All-American ... Led the Big Ten in scoring (20.0 ppg) on his way to unanimous selection as first-team All-Big Ten ... Named Most Outstanding Player of the 2003 Big Ten Tournament ... Second-team All-Big Ten pick in 2001 and 2002 after earning Big Ten Co-Freshman of the Year honors in 2000 ... Set an Illinois season record by making 87.3 percent of his free throws in 2002 ... Ranks fourth all-time at Illinois in scoring (1,748 points) and sixth in career rebounds (815).

ROGER POWELL, UTAH JAZZ

ILLINOIS 2002-2005

Signed with the Utah Jazz as a free agent heading into 2006 training camp ... CBA Rookie of the Year and Second-Team All-CBA selection last season for the Rockford Lightning, averaging 21.1 points and 6.7 rebounds ... Honorable mention All-Big Ten selection for the Illini during his senior year in 2005 ... Averaged 12 points and 5.7 rebounds as a senior while shooting 55 percent from the field ... Honorable mention All-Big Ten as a junior ... Big Ten All-Tournament Team as a sophomore ... Ranks 27th on the Illinois all-time scoring list with 1,178 points ... Ranks fifth in school history in career field-goal percentage (.572).



ILLINI IN THE NBA



DEE BROWN, UTAH JAZZ

ILLINOIS 2003-2006

Second-round draft pick (46th overall) by the Utah Jazz in 2006 ... Bob Cousy Award winner as a senior as nation's top point guard ... Consensus Second-Team All-American ... Wooden Award All-America Team ... Frances Pomeroy Naismith Award winner as nation's top player 6-0 and under ... First-Team All-Big Ten selection, USBWA District V Player of the Year and NABC First-Team All-District selection ... Big Ten Medal of Honor recipient ... *The Sporting News* National Player of the Year as a junior in 2005 ... Consensus First-Team All-American ... Wooden Award All-America Team ... Big Ten Player of the Year and Big Ten Defensive Player of the Year ... USBWA District V Player of the Year and NABC First-Team All-District ... Winningest player in school history, playing in 114 wins during his career ... Finished his UI career ranked third all-time in scoring (1,812 points) and second in career 3-pointers (299), assists (674) and steals (231).

"Coach Weber is a basketball junkie; I'm amazed at his knowledge of the game. Our relationship has grown so much over the past three years, and I love Coach because of the confidence and love he has for me. He got me to focus on things like leadership, trusting your teammates and team chemistry, and how you need to work on your weaknesses. I feel so blessed to have played for Coach Weber and to put on that Illinois uniform. I wouldn't be where I am today without this coaching staff, these fans and this university, and that's why I have so much love for Illinois. Playing at The Hall in front of our fans was the best time of my life, and I'll always be an Illini."

— Dee Brown



JAMES AUGUSTINE, ORLANDO MAGIC

ILLINOIS 2003-2006

Second-round draft pick (41st overall) by the Orlando Magic in 2006 ... First-Team All-Big Ten selection by coaches as a senior ... Averaged 13.6 points and 9.1 rebounds and ranked fourth in the nation in field goal shooting at 62.4 percent ... Big Ten Tournament Most Outstanding Player as a junior ... First player in Illinois history and 12th in Big Ten history to record over 1,000 career points and 1,000 career rebounds ... Winningest player in school history, playing in 114 wins during his career ... Finished his UI career ranked 17th all-time in scoring (1,383 points), first in career rebounds (1,023) and career field goal percentage (.617), fourth in career blocks (139) and 10th in career steals (141).

"The Illinois coaching staff definitely helped me develop during my career. Coach Weber is honest, intense, and he pushes you to get better, which is exactly what I needed as a player. The drills we did in practice and our style of play made it easy on me when it came time for NBA workouts because it was the same stuff that I had done every day for the past three years. My strengths are running the floor, rebounding, and playing the pick-and-roll and pick-and-pop, and I was able to showcase those abilities in Coach Weber's system. I had an awesome experience at Illinois, and I'm going to miss playing in front of Krush and all our fans in the best arena in the country, the Assembly Hall."

— James Augustine

MEDIA

TRADITION

RECORDS

REVIEW

ILLINI

COACHES

ILLINOIS BASKETBALL

ILLINOIS OWNS THE NATION'S BEST HOMECOURT RECORD OVER THE LAST FOUR YEARS AND IS 93-4 AT THE ASSEMBLY HALL THIS DECADE.

When it's time to take the game on the court, Illinois has an outstanding home in Assembly Hall. The Hall has served as home to the Fighting Illini since its construction in 1963 and in 1999 it became even better after a multi-million dollar construction project that brought the team a new locker room, training room and dining area, as well as a new tunnel area to accommodate network television trucks and team buses. The most recent addition to The Hall was a \$1.7 million state-of-the-art videoboard installed prior to the 2004-05 season.

Illinois opened play at the Assembly Hall on March 4, 1963 with a 79-73 victory over Northwestern. Since that first game, the Illini have racked up a 466-120 (.795) mark. Since 1963, Illinois has sold out 187 games at the Assembly Hall, which seats 16,618. Illinois ranked ninth in the nation in home attendance in 2005-06, selling out every game of the season and setting a number of attendance records. The season average home attendance of 16,618 was the best in school history, and with all 16 games at capacity, it marked the most sell-out crowds at the Assembly Hall in a single season.

The Illini will carry a school-record streak of 28 consecutive sell-outs into the 2006-07 season.

Fans help turn the Assembly Hall into a sea of orange for every Illini home game, with practically every person in attendance proudly wearing orange. That, combined with the Orange Krush student cheering section surrounding the court, gives the Illini one of the best home court advantages in the country.

Therefore, it's no surprise that Illinois has produced a 93-4 record at the Assembly Hall the past seven years, trailing only Gonzaga for the nation's best homecourt record this decade. The Illini are 56-2 at the Assembly Hall over the past four years, owning the best homecourt winning percentage in the nation at 96.6 percent. Illinois has gone undefeated at The Hall three of the past six seasons, posting a 12-0 mark in 2000-01, a 14-0 mark in 2002-03, and a 15-0 record in 2004-05.

In addition to hosting the Fighting Illini, the Assembly Hall also holds performances for Broadway musicals, concerts and other shows. Some of the recent shows and performers to take the Assembly Hall stage have been Dave Chappelle, Ludacris, Kanye West, Nelly, Dave Matthews, Pearl Jam and U2.

"Assembly Hall at the University of Illinois is in my Top Five of the best basketball venues in America. The Hall has a truly great atmosphere. The crowd rings the court and gets really loud, with the Orange Krush providing a great home court advantage. When the Illini are rolling, the crowd is painting the Hall orange, and the Illinois flags are sprinting around the concourse, there's nothing like it. Illinois is always tough to beat, but in Assembly Hall, you have to play a near perfect game to have a chance."

— ESPN Analyst Jay Bilas



A SEA OF ORANGE APPEARS ON GAME DAY AT ASSEMBLY HALL.

HOME COURT ADVANTAGE


“The Assembly Hall is an intimidating place. When you combine the Orange Krush, the Illini band and a very intense fan base, it makes for a great home court advantage. The success over the last seven years with a 93-4 record backs it up.”

-Illinois Head Coach Bruce Weber



NATIONAL ATTENDANCE LEADERS

Each of the last 30 years, the Big Ten Conference has won the national attendance title for home games. In 2005-06, 2,277,085 total fans passed through the turnstiles for a 12,581 per game average. The Big Ten set the national record in 2000-01 as the League drew a record 2,342,022 fans, or 13,383 per game. Last season, the Big Ten saw six of its programs rank among the top 25 nationally, including ILLINOIS, which ranked ninth with an average of 16,618 fans per game. Illinois also ranked eighth in the NCAA in all-games attendance (home, road and neutral) in 2005-06, with 504,296 fans watching the Illini in person.



Shown above is the tipoff of the Illinois-North Carolina 2005 NCAA Championship game, held April 4 at the Edward Jones Dome in St. Louis. The game drew a crowd of 47,262, which ranks as the second-largest crowd ever to watch a Fighting Illini game. The record is 47,754, set during Illinois' win over Louisville in the Final Four two days earlier.

2005-06 ATTENDANCE LEADERS (HOME GAMES, AVG.)

1. Kentucky	22,763
2. Syracuse	21,587
3. North Carolina	20,239
4. Louisville	18,316
5. Tennessee	17,954
6. Maryland	17,174
7. Wisconsin	17,142
8. Indiana	16,949
9. ILLINOIS	16,618
10. Kansas	16,300

2005-06 ATTENDANCE LEADERS (ALL GAMES, TOTAL)

1. Syracuse	640,949
2. Kentucky	636,813
3. Louisville	574,711
4. Florida	550,388
5. North Carolina	545,711
6. Texas	512,173
7. Duke	508,427
8. ILLINOIS	504,296
9. Tennessee	494,180
10. Connecticut	484,794

2005-06 CONFERENCE ATTENDANCE LEADERS (AVG.)

1. BIG TEN	12,581
2. ACC	11,273
3. SEC	11,082
4. Big East	11,061
5. Big 12	10,121

MEDIA

TRADITION

RECORDS

REVIEW

ILLINI

COACHES

ILLINOIS BASKETBALL

THE UNIVERSITY OF ILLINOIS IS ONE OF THE MOST PUBLICIZED AND TELEVISED TEAMS IN ALL OF DIVISION I COLLEGE BASKETBALL.

Illinois basketball is covered nationally by magazines, websites, newspapers, radio stations and of course on television. Whether it has been Dee Brown gracing the cover of *Sports Illustrated* or *The Sporting News*, an Illini story on ESPN.com, SI.com or CBS Sportsline.com, an Illinois game televised by CBS, ESPN or ESPN2, or an Illini feature in the *Chicago Tribune*, *Chicago Sun-Times* or *St. Louis Post-Dispatch*, comprehensive media coverage of the Fighting Illini exists throughout the year.



COLLEGE BASKETBALL

Orange Krush

Sendin' gibed-out one of two Big Ten who spoiled the ACL.

Redemption? Here like a **11th-ranked** Illini, writes Andy Katz. The 10th-ranked Wake Forest took best, **11th-ranked** Memphis, Ill. **11th-ranked** showed they could slip again, writes Pat Pender. **11th-ranked** 11/11/06 11/11/06 11/11/06

FOX SPORTS COLLEGE BASKETBALL

STILL THE ONE

Spina's streak is still alive, but Wisconsin's home run is done. The top-ranked Illini extended the best start in school history to 20-0 with a 75-65 victory over Wisconsin. The team ended the badgers' 28-game home winning streak. **EJL** **11/11/06**

Breaking the Bracket of Mike DeCourcy's Daily Dash

Also Inside: Mike DeCourcy's Daily Dash

cbs Sportsline.com

Gotta love this guy

Bruce Weber is so honest, tenacious and stable he will have you rooting for him before it's all over. Greg Dwyer says in the first of four stories looking at the Final Four teams. **EJL** **11/11/06**

Related Links:

- The Edge | Bleacher | CBS | ESPN | ESPN2 | ESPN3 | ESPN4 | ESPN5 | ESPN6 | ESPN7 | ESPN8 | ESPN9 | ESPN10 | ESPN11 | ESPN12 | ESPN13 | ESPN14 | ESPN15 | ESPN16 | ESPN17 | ESPN18 | ESPN19 | ESPN20 | ESPN21 | ESPN22 | ESPN23 | ESPN24 | ESPN25 | ESPN26 | ESPN27 | ESPN28 | ESPN29 | ESPN30 | ESPN31 | ESPN32 | ESPN33 | ESPN34 | ESPN35 | ESPN36 | ESPN37 | ESPN38 | ESPN39 | ESPN40 | ESPN41 | ESPN42 | ESPN43 | ESPN44 | ESPN45 | ESPN46 | ESPN47 | ESPN48 | ESPN49 | ESPN50 | ESPN51 | ESPN52 | ESPN53 | ESPN54 | ESPN55 | ESPN56 | ESPN57 | ESPN58 | ESPN59 | ESPN60 | ESPN61 | ESPN62 | ESPN63 | ESPN64 | ESPN65 | ESPN66 | ESPN67 | ESPN68 | ESPN69 | ESPN70 | ESPN71 | ESPN72 | ESPN73 | ESPN74 | ESPN75 | ESPN76 | ESPN77 | ESPN78 | ESPN79 | ESPN80 | ESPN81 | ESPN82 | ESPN83 | ESPN84 | ESPN85 | ESPN86 | ESPN87 | ESPN88 | ESPN89 | ESPN90 | ESPN91 | ESPN92 | ESPN93 | ESPN94 | ESPN95 | ESPN96 | ESPN97 | ESPN98 | ESPN99 | ESPN100

SI.com

Chicago, Chicago

Look for the 11th-ranked Wisconsin-Milwaukee to make a bid to win the Big Ten game in the Chicago region. **11/11/06** **11/11/06** **11/11/06**



REGIONS: Austin | Albuquerque | Baltimore | Boston | Chicago | Dallas | Denver | Detroit | Houston | Indianapolis | Jacksonville | Kansas City | Las Vegas | Los Angeles | Miami | Milwaukee | Minneapolis | New York | Philadelphia | Phoenix | Portland | Raleigh | Sacramento | San Antonio | San Diego | San Francisco | Seattle | St. Louis | Tampa Bay | Washington, DC | Wichita

TO STORIES:

- Cuba Bear out indefinitely with elbow sore
- George Tech's 3-way suffers heart attack
- 447 11/11: Analyzing the wrongs in football
- Chavez's 4th return to coach Tampa in NFL
- Braves back on winning track, 1 straight post-3000
- Shines back on winning track, 1 in 7th game
- Tringoli willing to coach at second hearing
- FCI: maintenance staff still not interested

NATIONAL EXPOSURE

- Illinois basketball has had 112 nationally televised games the past six seasons, an average of 18.7 per year:
 - 23 in 2004-05
 - 20 in 2000-01
 - 18 in 2003-04
 - 17 in 2005-06
 - 17 in 2002-03
 - 17 in 2001-02
- Illinois is scheduled to make at least 14 regular-season appearances on national TV this season.
- Illinois Basketball is covered on a daily basis by 17 newspapers and has one of the largest traveling media contingents of any program in the nation.
- Fighting Illini Basketball is covered by a number of Midwest radio and television outlets on a regular basis. The Illini Sports Network broadcasts every U of I game and is one of the largest collegiate radio networks in the nation, consisting of 47 stations.
- The Big Ten has led the nation in total attendance for 30 straight years.
- The Big Ten Conference signed a deal to launch its own television network which will provide 24-hour coverage of league sports nationwide, beginning in August, 2007.
- Illinois ranked eighth in all-games attendance last season (711,798) and ranked ninth nationally in home-games attendance (16,618 avg).
- The Illini have been ranked in the Top 25 for home-games attendance for 28 straight years. Illinois has been in the nation's Top 15 every year this decade:
 - 7th in 2004-05
 - 9th in 2005-06
 - 9th in 2003-04
 - 11th in 2001-02
 - 13th in 2002-03
 - 13th in 2000-01
 - 15th in 1999-2000
- Illinois carries an active school-record streak of 28 consecutive sell-outs at the Assembly Hall.
- 65 games have sold out at the Assembly Hall over the past six seasons.
- Illinois plays at least one game every year at the United Center in Chicago. The Illini have played a total of 34 games at the UC since it opened in 1994.
- In the past seven years, Illinois has participated in regular season tournaments in Hawaii, Las Vegas, Washington D.C. and South Padre Island.
- The 2007 Big Ten Tournament will be held at the United Center in Chicago and will be played at Conseco Fieldhouse in Indianapolis in future years.
- The Illini play Missouri each December in St. Louis in the annual Braggin' Rights game.



MEDIA
TRADITION
RECORDS
REVIEW
ILLINI
COACHES
ILLINOIS BASKETBALL

UBBEN BASKETBALL COMPLEX

In October 1998, Illinois moved into the state-of-the-art Richard T. Ubben Basketball Complex on the campus of the University of Illinois. This \$5.5 million dollar facility is a direct result of the university's commitment to excellence in athletics. It houses not only a full-sized practice court, but its features include locker rooms for the coaches and players, a players' lounge, video review room, training room and weight room. The 40,000-square-foot facility is home to everything the players need to make it through the day. After classes, players can spend time studying or using the computers in the video room. The locker room has lockers for each player and is adjacent to the players' lounge and video room.

When it's time to get taped before practice, the players just walk across the hall to the fully equipped training room which is located next to the practice court. In the area of strength and conditioning, the players have use of the weight room which has free weights, Nautilus equipment, treadmills and a Stairmaster. The team utilizes both the weight room at the Ubben Complex and Huff Gym.



Players can relax, watch TV and play video games in the Ubben team lounge.



The Illini watch film, go over scouting reports and have team meetings at the Ubben Basketball Complex.



Team locker room at Ubben.



The Ubben Basketball Complex gives the Illini a practice court all their own.



NCAA TOURNAMENT HISTORY

ILLINOIS HAS ADVANCED TO MORE NCAA TOURNAMENTS THAN ALL BUT ONE SCHOOL IN THE BIG TEN CONFERENCE AND HAS MADE FIVE ALL-TIME APPEARANCES IN THE FINAL FOUR.



1949 FINAL FOUR // SEATTLE



1951 FINAL FOUR // MINNEAPOLIS



1952 FINAL FOUR // SEATTLE



1989 FINAL FOUR // SEATTLE



2005 FINAL FOUR // ST. LOUIS

ALL-TIME NCAA TOURNAMENT APPEARANCES BY BIG TEN SCHOOLS

	<u>Team</u>	<u>No.</u>	<u>Last</u>
1.	Indiana	33	2006
2.	Illinois	26	2006
3.	Ohio State	23	2006
4.	Iowa	22	2006
5.	Michigan	20	1998
	Michigan State	20	2006
	Purdue	20	2003
8.	Wisconsin	12	2006
9.	Minnesota	9	1999
10.	Penn State	8	2001
11.	Northwestern	0	--

ALL-TIME FINAL FOUR APPEARANCES BY BIG TEN SCHOOLS

	<u>Team</u>	<u>No.</u>	<u>Last</u>
1.	Ohio State	9	1999
2.	Indiana	8	2002
3.	Michigan	6	1993
	Michigan State	6	2005
5.	Illinois	5	2005
6.	Iowa	3	1980
7.	Purdue	2	1980
	Wisconsin	2	2000
9.	Minnesota	1	1997
	Penn State	1*	1954
11.	Northwestern	0	--

* Prior to joining the Big Ten Conference

GAMES IN CHICAGO & ST. LOUIS



Tip-off of the UI-Xavier game at the United Center on Dec. 3, 2005. Illinois defeated Xavier to post its 15th consecutive win at the UC.

Chicago is a home away from home for the Fighting Illini basketball team. Every December, Illinois travels to Chicago to play at the United Center. This year also marks the seventh time that the Big Ten Tournament will be held at the UC.

Illinois has played 34 games at the United Center the past 12 seasons, compiling an all-time record of 28-6 (.824). The Illini carry a 15-game winning streak over the last five seasons at the UC heading into this year's game vs. Illinois-Chicago. With last year's 65-62 win over Xavier, Chicagoland products Dee Brown and James Augustine finished their UI careers a perfect 12-0 at the UC.

The Illini are a major draw when they come to the Chicago area due to the widespread fan support and huge alumni base. In 2005, Illinois made two trips to the Windy City in March. The Illini played before three sell-out crowds at the United Center en route to winning the Big Ten Tournament, setting conference tournament attendance records along the way. The Illini returned two weeks later for the NCAA Chicago Regional at the Allstate Arena, defeating Wisconsin-Milwaukee and Arizona to secure a trip to the Final Four.



The Illini played four games in front of standing-room-only crowds of over 21,000 at the United Center during the 2004-05 season.

In addition to its exposure in Chicago, Illinois also has a strong following in St. Louis. Never was that more apparent than in 2005, when orange was the dominant color at the Edward Jones Dome and throughout St. Louis during the Final Four. When the Illini took the floor for practice on the day before the Final Four, 31,500 fans were on hand for what is believed to be a record crowd for an NCAA Final Four Open Practice. Illinois played in front of a school-record crowd of 47,754 in the National Semifinal win over Louisville and then faced North Carolina in the championship game in front of 47,262 fans.

Each December, the Illini head to St. Louis to face Missouri in the annual Busch Braggin' Rights game. It is without question one of college basketball's top non-conference rivalries, with the Scottrade Center crowd split right down the middle, half cheering on the Illini and half rooting for Mizzou. This year marks the 26th edition of the Busch Braggin' Rights game. Illinois owns a commanding 17-8 advantage in the annual series, with the Braggin' Rights trophy residing in Illinois for the past six years.



Tip-off of the 25th anniversary Busch Braggin' Rights in St. Louis. Illinois won last year's game 82-50, the largest margin of victory in the history of the series.



Last year, Illinois celebrated its sixth straight Braggin' Rights win over Missouri.

ORANGE KRUSH

“The Orange Krush are super, scintillating and sensational! They are a fantastic sixth man for the Fighting Illini. However, what makes them so unique is their willingness to help people in need and helping out with various charities, such as the V Foundation. Yes, they are special. To put it in ‘Vitalese’ they are awesome baby, with a capital A!”

— ESPN Analyst Dick Vitale

Orange Krush is a student-run cheering section of dedicated Illini students who love basketball. Krush membership has risen dramatically to well over 700 screaming Illinois students sitting courtside, supporting Head Coach Bruce Weber and the Illinois men’s basketball team. Members arrive hours before the game to get the best seats on the floor on game day, with the line of Orange Krush students waiting for the doors to open extending halfway around the Assembly Hall.


Not only is the Orange Krush considered the nation’s premier basketball student section, but it is a charity foundation as well. All students interested in membership in the Orange Krush must participate in the Orange Krush 3-point shot program, which raises money for local charities.

Founded in 1998, the Orange Krush Foundation (formerly Team Krush Foundation) is a University of Illinois student-run foundation intent on improving the quality of life for the youth and young adults of the Champaign-Urbana and campus community by providing financial support and contributing community service to area not-for-profit organizations.

Since the inception of the Orange Krush Foundation eight years ago, Krush members have raised and donated over \$1 million to charity. The Orange Krush Foundation is almost entirely student-run and has donated funds to worthy causes including The V Foundation for Cancer Research, The Leukemia and Lymphoma Society, Make-A-Wish Foundation, and Developmental Services Center.

In addition, the Orange Krush Foundation created the Matthew Heldman Memorial Scholarship Fund, which honors Matthew Heldman, a point guard for the 1997-1998 Big Ten Championship Team, who was tragically killed in a car accident in 1999. The fund, in his name, endows a scholarship for a future Illini basketball player. After five years, the Orange Krush fulfilled the \$250,000 commitment, and the fund is fully endowed.

During the 2003 season, the Orange Krush Foundation announced the formation of the Rod Cardinal Sports Medicine Fund. This fund pays tribute to Rod Cardinal, who was the University of Illinois men’s basketball athletic trainer for 30 years. The endowment benefits all student trainers at the University of Illinois, which in turn benefits all



varsity athletic teams.

At the conclusion of the 2005 season, Orange Krush announced its newest endeavor, creating the Louis and Dawn M. Weber Student Manager Enhancement Fund. Named in memory of Coach Weber’s parents, the fund benefits Illinois’ men’s basketball managers.

Visit www.illinipride.com to view a list of all charities that have benefited from the Orange Krush Foundation and how each group has utilized their donation.

ALL-CENTURY TEAM

As part of its celebration commemorating the 100th year of basketball as a varsity sport during the 2004-05 season, the University of Illinois Division of Intercollegiate Athletics unveiled its All-Century Team. This 20-man team was selected after voting by thousands of fans on www.fightingillini.com and the Illinois Basketball Centennial Committee. The team was honored during the Illinois Basketball Centennial Reunion Weekend, held Jan. 28-30, 2005, and banners displaying the names of the All-Century Team hang permanently at the Assembly Hall.



RAY WOODS (1915-17)

First-Team All-America pick by Helms in 1915, 1916 and 1917 ... Helms Foundation National Player of the Year in 1917 ... Earned First-Team All-Big Ten honors in 1915 and 1916 ... Illini team captain in 1916 ... Brother, Ralf, also earned All-Big Ten honors from 1915-17 ... Helped the 1915 squad to National Championship honors by the Helms Foundation with a perfect 16-0 record.



CHUCK CARNEY (1920-22)

Lettered in basketball from 1920-22 ... Earned First-Team All-America honors in 1920 and 1922 ... Helms Foundation National Player of the Year in 1922 ... First-Team All-Big Ten choice in 1920 and 1922 ... One of the greatest athletes in UI history, he also earned consensus All-America honors as an end for Bob Zuppke's football squad in 1920 ... Set the Western Conference basketball scoring record that stood for 22 years ... Inducted into the College Football Hall of Fame in 1966.



ANDY PHILLIP (1942-43, 1947)


Illinois' most-acclaimed basketball player ... Lettered in 1942, 1943 and 1947 ... Leader of the famed Whiz Kids ... Only Fighting Illini player to earn a spot in the National Basketball Hall of Fame as a player ... Shot an amazing 54 field-goal attempts against Chicago in his final game, scoring a career-high 40 points on March 1, 1943 ... Earned First-Team All-America honors in 1942, 1943 and 1947 ... First-Team All-Big Ten selection in 1942 and Second-Team in 1943 ... Named Big Ten's Most Valuable Player in 1943 ...

Team MVP in 1942 and 1943 ... Helped Illini win Big Ten titles in 1942 and 1943 ... Played for Chicago, Philadelphia, Fort Wayne and Boston in the NBA from 1948-58.



GENE VANCE (1942-43, 1947)


Whiz Kid member lettered in 1942, 1943 and 1947 ... After Illinois won the 1943 Big Ten championship with a perfect 12-0 record, Vance, along with his Whiz Kid teammates, chose to enter the armed forces for WWII instead of participating in that season's NCAA Tournament ... Three-time Honorable-Mention All-American ... First-Team All-Big Ten selection in 1942 and 1943 and Second-Team in 1947 ... Played for Chicago, Tri-Cities and Milwaukee in the NBA from 1948-1952 ... Served as Illinois' Director of Athletics from 1967-72.



DWIGHT "DIKE" EDDLEMAN (1947-49)

The greatest athlete in University of Illinois history after earning 11 letters in basketball, football and track during his Illini career ... Helped lead the Illini to the 1949 Big Ten title and NCAA Final Four appearance ... Earned the Chicago Tribune Silver Basketball Trophy as the league's MVP in 1949 ... Team MVP and captain in 1949 ... First-Team All-Big Ten in 1948 and Second-Team in 1949 ... Second-Team All-American in 1948 and First-Team All-American in 1949 ... Played in the NCAA Final Four in basketball, Rose Bowl in

football and finished tied for second in the high jump at the 1948 Olympics.




JOHN "RED" KERR (1952-54)

Earned the *Chicago Tribune* Silver Basketball Trophy in 1954 as the Big Ten's Most Valuable Player ... Team MVP and captain in 1954 ... Played for Syracuse in the NBA from 1955-63, for Philadelphia in 1964 and 1965 and at Baltimore in 1966 ... Was Second-Team All-Big Ten in 1952 and 1953, and First-Team in 1954 ... Earned Honorable-Mention All-America honors in 1952 and 1953, and Second-Team All-America honors in 1954 ... Named to the 1952 NCAA Final Four All-Tournament Team ... Finished his Illini career as the school's all-time leading scorer with 1,299 points and 18.6 scoring average ... Averaged 25.3 points per game in 1954, second-best scoring season in school history.



DAVE DOWNEY (1961-63)

Set the Illinois single-game scoring record with 53 points at Indiana on Feb. 16, 1963 ... Helped lead the Illini to the 1963 Big Ten title ... His 18.9 career scoring average ranks fourth in school history ... His 11.0 career rebounding average ranks third in UI history, and his 790 career boards is seventh on the career list ... Was Second-Team All-Big Ten pick in 1961 and 1962 and First-Team in 1963 ... Earned First-Team All-America honors in 1963 after being Honorable Mention in 1962 ... Was a three-time Illini team MVP ... Earned the 1963 Big Ten Medal of Honor for excellence in both academics and athletics.




DUANE "SKIP" THOREN (1963-65)

Named First-Team All-Big Ten in 1965 and Second-Team in 1964 ... Was First-Team All-American in 1965 and Honorable-Mention in 1964 ... Ranks 29th on the Illini career scoring chart with 1,164 points, averaging 15.7 points and 11.2 rebounds per game over his three-year career ... Averaged 20.3 points and 13.8 rebounds as a junior and 22.2 points and 14.5 rebounds as a senior ... Holds the top two spots on the Illini rebounding lists for season average (14.5 and 13.8) and total rebounds in a season (349 and 331) ... Set the Illini single-game rebound record with 24 against UCLA on Dec. 28, 1963 ... His scoring average of 22.2 points ranks as the fifth-best season in Illini history ... Has four of the top 10 rebounding efforts in Illini history, each over 20 rebounds.



DON FREEMAN (1964-66)

Finished his Illini career as Illinois' all-time leading scorer with 1,449 points (now ranks 12th) and 20.1 career scoring average, third-best in school history ... Earned First-Team All-America honors in 1966 after setting school records for points in a season (668) and scoring average at 27.8 points per game ... Earned First-Team All-Big Ten honors in 1966 after being named to the Third-Team in 1965.



NICK WEATHERSPOON (1971-73)

"Spoon" finished his career as Illinois' all-time leading scorer with 1,481 points, which still ranks 10th on the Illini career list ... His 20.9 career scoring average is best in Illini history ... Averaged 25.0 points per game in 1973 to earn First-Team All-America honors ... Honorable-Mention All-American and All-Big Ten in 1972 ... Also finished his career with the highest rebounding average in Illinois history at 11.4 boards

per game ... Team MVP in 1972 and 1973 ... First-round draft pick by the Washington Bullets of the NBA.


ALL-CENTURY TEAM

**EDDIE JOHNSON (1978-81)**

Finished his Illini career as Illinois' all-time leading scorer, and currently stands sixth with 1,692 points ... Earned First-Team All-Big Ten honors in 1981, Second-Team honors in 1980 and Honorable Mention in 1979 ... Team MVP in 1980 and 1981 ... Holds the Illini record for field goals in one season with 266 (1980) ... Enjoyed a long NBA career following his days at Illinois ... Hit the game-winning shot for the fourth-ranked Illini against No. 1 Michigan State as Illinois posted a 57-55 win on Jan. 11, 1979 at the Assembly Hall ... Led Illini to the 1980 NIT, Illinois' first post-season appearance since 1963, and to the 1981 NCAA Tournament.

**DEREK HARPER (1981-83)**

Lettered from 1981-83 ... First-Team All-Big Ten in 1983 after earning Honorable-Mention honors in both 1981 and '82 ... Second-Team All-American in 1983 ... First draft pick in Dallas Mavericks franchise history in 1983 ... Enjoyed a 16-year NBA career ... Ranks eighth on the Illini career assists list with 419 and sixth on the career steals list with 178 ... Ranks 41st on the Illini career scoring list with 977 points ... Averaged 4.7 assists per game for his career ... Knocked down game-winning three-pointer against Minnesota in final regular-season game of 1983 to send Illini to the NCAA Tournament ... Led the Illini with 15.4 points per game as a junior in 1983 ... Team co-captain and MVP in 1983.


**BRUCE DOUGLAS (1983-86)**

Finished his career as the Big Ten's all-time leader in assists (765) and steals (324), still ranking second in assists ... Was the UPI Big Ten Co-Player of the Year in 1984 after helping the Illini to a share of the Big Ten title ... Was the Big Ten's Defensive Player of the Year in 1985 and 1986 ... Finished his Illini career as the school's all-time leader in games played (currently eighth) with 130 ... Second in school history in minutes played at 4,373, including all 60 minutes in a four-overtime win over Michigan in 1984 ... Has four of the eight best assist average seasons in Illinois history, and four of the

top five steals average seasons ... Still ranks 22nd on the Illini career scoring list with 1,261 points ... Helped the Illini to four-consecutive NCAA Tournament appearances and an average of 12.3 Big Ten wins per season during his career ... Earned First-Team All-Big Ten honors in 1984, Second-Team recognition in 1985 and 1986, and Honorable-Mention in 1983 ... Third-Team All-American in 1984.

**KEN NORMAN (1985-87)**

"Snake" earned First-Team All-Big Ten honors in both 1986 and 1987 ... Consensus Second-Team All-American in 1987 ... Was an NBA first-round draft pick by the Los Angeles Clippers in 1987 and saw action in L.A., Milwaukee and Atlanta ... Ranks 16th on the Illini career scoring list with 1,393 points ... Best season was in 1987 when he averaged 19.7 points and 9.8 rebounds per game ... Shot 61 percent from the field during his three-year Illini career, second best in school history ... Set Illini single-season record by making 64 percent of his shots in 1986 (now ranks second).

**KENNY BATTLE (1988-89)**

The "King of the 360" was arguably the best dunker in Illini basketball history ... Transferred to Illinois from Northern Illinois after his sophomore season and still ranks 35th on the career scoring chart with 1,112 points and 16.1 average ... Stands fourth on the Illini career shooting list at 59.1 percent from the field ... His 596 total points in 1989 ranks 10th-best season in Illini history ... Honorable-Mention All-American in 1988 and 1989 ... Earned Third-Team All-Big Ten honors in 1988 and Second-Team in 1989 ... Put the "Flyin'" into the Flyin' Illini on the way to the 1989 Final Four ... Coach Lou Henson named the Kenny Battle Award after his relentless hustle and hard work in practices and games ... NBA first-round draft pick by the Detroit Pistons in 1989 and played four years in the league.

**NICK ANDERSON (1988-89)**

First-Team All-Big Ten in 1989 and Second-Team in 1988 ... Honorable-Mention All-American in 1988 and 1989 ... Illini Co-MVP in 1988 and team's MVP in 1989 ... Was the first player ever drafted by the Orlando Magic in 1989 ... Played 13 years in the NBA ... Sixth on the Illini career shooting list at 55.3 percent ... Ranks 28th on the Illini career scoring list with 1,172 points, averaging 17.0 points over his two seasons ... Averaged 18.0 points and 7.9 rebounds in 1989, helping the Flyin' Illini to the Final Four ... Was named the Midwest Regional Most Outstanding Player on the way to the Final Four ... Made one of the most famous shots in Illini history with 35-footer at the buzzer to defeat No. 3 Indiana at Bloomington in 1989.

**KENDALL GILL (1987-90)**


Earned First-Team All-American honors in 1990 after leading the Big Ten in scoring at 20.0 points per game ... First-team All-Big Ten in 1990 and Honorable-mention in 1989 ... Helped the Flying Illini to the 1989 Final Four ... Still ranks 15th on the Illini career scoring list with 1,409 points ... Third on the Illini career steals list with 218 ... First-round NBA draft pick by the Charlotte Hornets ... Also spent time with Seattle, New Jersey, Miami, Minnesota, Chicago and Milwaukee ... Helped Illini to the NCAA Tournament each of his four seasons.

**DEON THOMAS (1991-94)**

Illinois' all-time leading scorer with 2,129 points, and third all-time leading rebounder with 846 ... Averaged 18.0 points per game over his career and was a Second-Team All-Big Ten selection in 1992, 1993 and 1994, after earning Third-Team honors in 1991 ... Holds Illini records for most field goals in a career (803), most blocked shots in a career (177) and most free throws in a game with 19 ... Illini team MVP in 1992, 1993 and 1994 ... Set Illini freshman records by scoring 21 points in his debut, and with 34 points against Wisconsin-Milwaukee, while averaging 15.1 points and shooting 58 percent from the field.

**FRANK WILLIAMS (2000-02)**

Earned Wooden Award All-America Team honors in 2001 and was Honorable-Mention in 2002 ... Big Ten Player of the Year and Big Ten Silver Basketball Award winner in 2001 ... First-Team All-Big Ten in 2001 and 2002 ... Wooden Award nominee in 2001 and 2002 ... Ranks 13th on the Illini career scoring list with 1,440 points, a career 14.3 scoring average ... Ranks seventh in school history in career assists with 432 and fourth in career steals with 212 ... Holds the Illini record with most free-throw attempts in a game with 24 ... Illini team MVP in 2001 and 2002 after helping Illinois to shares of the Big Ten title each season.

**BRIAN COOK (2000-03)**

2003 Big Ten Player of the Year and *Chicago Tribune* Silver Basketball Winner ... First-Team All-Big Ten pick in 2003 after earning Second-Team honors in 2001 and 2002 ... 2000 Big Ten Co-Freshman of the Year ... Third-Team All-American in 2003 ... Ranks fourth on the Illini all-time scoring list with 1,748 points and sixth on the career rebounding list with 815 ... Led the Big Ten in scoring in 2003 with an average of 20.0 points per game ... Set the Illini single-season free throw record in 2002 by making 96-110 for 87.3 percent ... Played in 98 wins over his Illini career, eighth-most in school history.

STRENGTH AND CONDITIONING

There is no question that physical and mental dominance of an opponent is the goal of every major basketball program in the country and a sports specific strength and conditioning program plays a vital part in the success of any basketball team. Jimmy Price, the strength and conditioning coordinator for men's basketball, is committed to the physical and mental development of each and every Illini basketball player.

"The bottom line is that the team which dominates its opponent physically and mentally is going to win the game," Price said. "It is our personal mission to put each player in the best possible position to be successful on the basketball court."

The strength and conditioning program is designed to make each student-athlete a better basketball player. There are many different contributing factors to physical dominance in the sport of basketball. The key is to be able to produce power in all three planes of movement and have great single-leg strength, balance, and stability. Basketball athletes require a training program that has a main focus on the development of power for the enhancement of movement efficiency. Incorporating basketball specific movements and single-leg strength movements is paramount for basketball.

The Basketball Strength and Conditioning program philosophies are based on 10 key principles:

1. Ground Based Activities: Select lifting exercises and conditioning drills that apply force with the feet against the ground such as cleans, jerks and squats.

2. Multiple-Joint Actions performed with both single-leg and double-leg exercises: Multiple-joint actions improve your athletic performance by coordinating simultaneous muscle contractions and movements in a coordinating fashion.



3. Three-Dimensional Movements: Sport skills involve movements in three planes of space simultaneously: forward-backward, up-down, and from side-to-side.

The incorporation of cable movement drills, multi-directional hops and bounds, and multi-directional lunging patterns enhance a player's ability to change direction, have unilateral knee stability and strength, and also will enhance an athlete's court athleticism.

4. Train Explosively: The amount of force required for a given activity is regulated by the use of two different types of motor units found in the body: fast twitch and slow twitch. These factors combined mean a fast twitch fiber can generate up to four times greater force than a slow twitch fiber, which is key to being explosive on the basketball court.

5. Progressive Overload and Force Application: Application of the load has crucial impact on maximizing performance and keeping sport injuries to a minimum. Overload occurs when the body responds to training loads greater than normal. Speed of execution and intensity of load are the key factors used to progressively increase an athlete's maximal power production.

6. Application and Periodization: Use different combinations of volume and intensity to generate different body responses. Volume and intensity are determined according to each individual's need and time of the year.

7. Split Routine: The split routine allows good recovery and rebuilding as well as at least two full days of recovery from each exercise.

8. Speed Day/Strength Day: Each training day is designated by the type and velocity of the movements being performed.

9. Train the Correct Energy System: The primary objective of conditioning is to improve your energy capacity and, therefore, improve your performance. This means that if your sport requires explosive movements, then the training should be tailored around this principle.

10. Proper Sports Nutrition: This concept is of the utmost importance and is often most overlooked by student-athletes. Each and every variable in this area affects the outcome of the training day and the future of the next training session. Many student-athletes take this area for granted, which is a critical mistake because it is vital to completely replenish used energy stores. If this does not happen, recovery for the next workout will be compromised.

"The use of these 10 principles is key in the process of developing explosive, athletic basketball players," Price said. "It is crucial for basketball student-athletes to maximize their explosive potential on the court. We think this type of training will have the greatest effect not



only on the vertical jump but also the other vital skills that it takes to become a superior basketball athlete."

Working closely with athletic trainer Al Martindale and the coaching staff is the most effective way to implement and monitor an effective workout regime that best suits the individual needs of the student-athlete. Price uses a hands-on method of coaching for teaching proper techniques and lifting methods.

"Toughness begins with practice and training," Price said. "You cannot expect to be mentally tough in a game if you are not mentally tough during practice and training."


Basketball Training Program Goals:

- Maximize Basketball athleticism through training explosively in three planes of movement.
- Enhance lateral speed, change of direction, and first step explosion.
- Enhance single-leg strength, speed and explosion for the purpose of injury prevention.
- Enhance Core Strength and Athletic Flexibility through sports specific sequence stretching.
- Increase level of anaerobic basketball conditioning and mental toughness.
- Strengthen joints and faulty muscle imbalances in order to prevent injuries and optimize movement efficiency.
- Educate athletes on proper nutritional habits to optimize lean body mass-to-fat mass ratio.

"It is a long and rigorous season," Price concluded. "The team that is in the best shape mentally and physically will rise above the competition at the end of the season. All of our training and practices are focused around one goal: winning in March and April."

STRENGTH AND CONDITIONING

BASKETBALL STRENGTH ROOM



Fighting Illini basketball players have the opportunity to maximize all components of sports performance in a state-of-the-art facility within the Ubben Basketball Practice Facility. Located just a few steps from the practice floor, the strength and conditioning room incorporates cutting edge equipment and programs to help the UI athletes maximize their potential and prepare them for the long and demanding college basketball season.

A key tool in the process of increasing an athlete's explosive potential is the Vertimax. With the Vertimax, athletes utilize varying levels of resistance provided by cords while performing single and double leg jumping routines. Illinois players also utilize many three-dimensional movement pattern drills in order to maximize first step quickness and direction change efficiency. Jimmy Price, the team's Strength and Conditioning Coordinator, supervises all workout sessions.

"We feel that the strength and condition of our team is vital to competing at the highest level," Illinois head coach Bruce Weber said. "The Big Ten is a strong and physical conference and our players work very hard in the weight room to be prepared for each game. If you look over time in this League, the strongest, toughest and most explosive teams are usually the most successful."



JIMMY PRICE

STRENGTH & CONDITIONING COACH



Jimmy Price, CSCS, SPN is in his fourth year with the Illini as an assistant strength and conditioning coach and sports nutritionist under Jim Zielinski. Currently, Price serves as the Strength and Conditioning Coordinator as well as the Sports Nutritionist for both the men's and women's basketball teams and the Illini volleyball team. Prior to joining the staff at Illinois, Price served as an Assistant Strength Coach and Sports Performance Nutritionist at Texas Tech

University where he spent five years working with the football, men's and women's tennis, track and field, and the men's basketball team under Coach Bob Knight. Price earned his bachelor's degree in exercise sports science with an emphasis in fitness, wellness and nutrition from Texas Tech University.

A native of Amarillo, Texas, Price served in the United States Marine Corps from 1996-2002, where he was a physical training and nutritional liaison for the Marines of his detachment. After graduation he worked for the Red Raiders in the areas of Strength and Conditioning and Sports Nutrition. Price currently holds certifications as a Certified Strength and Conditioning Specialist and Specialist in Performance Nutrition.



MEDIA

TRADITION

RECORDS

REVIEW

ILLINI

COACHES

ILLINOIS BASKETBALL

THE UNIVERSITY OF ILLINOIS

The University of Illinois at Urbana-Champaign is the state's classic land grant university, dedicated to its traditional excellence in education, research, and public engagement, and driven to innovate in each of these missions. True to its mission to provide access to top quality higher education to all of Illinois, the Urbana campus regularly ranks among the "best buys" among American universities.

More than 2,000 faculty members lead more than 40,000 undergraduate, graduate and professional students in a process of discovery and learning in 16 colleges and schools and more than 80 research centers and labs.

Illinois provides a diverse learning environment with students and faculty members from more than 120 nations, and a choice of 150 undergraduate majors. Students have opportunities ranging from participating in research or studying abroad, to leading one of more than 1,000 student organizations.

Illinois faculty members win the most prestigious national and international awards, including Nobel and Pulitzer prizes, Guggenheim Fellowships, Tony Awards, and National Medals of Science and Technology. Illinois alumni are similarly recognized. Eleven have won Nobel Prizes.

Campus resources include the largest public university library in the world, outstanding centers for the arts, and many world-class research facilities, including the National Center for Supercomputing Applications, Beckman Institute, and the Siebel Center for Computer Science.

The University of Illinois is also well respected and well connected internationally, collaborating with other top institutions around the world in many disciplines and providing students, as well as faculty, opportunities to work with renowned colleagues around the world.



Top: Illinois' Union, located on the north end of the Quad.

Middle, Left: The Alma Mater statue.

Middle, Right: The Quad is the hub of all activity on the University of Illinois campus.

Left: The Engineering Quad.


Above: Illini Tower (certified housing).

THE UNIVERSITY OF ILLINOIS

Right: Illinois' Undergraduate Library, which was built underground to preserve the Morrow Plots.



Far Right: Front view of the Illinois Main Library.



Below: Altgeld Hall, the math building.



The 2006 *Fiske Guide to Colleges* named Illinois as a "Public University with Strong Preprofessional Programs" in Architecture, Business, Communications/Journalism, and Engineering.

The U.S. Department of Education rank the Center for African Studies as first, the Center for Latin American & Caribbean Studies second and Russian & East European Center fourth in the nation.

U.S. News and World Report ranks Illinois as one of the top public national universities that grants doctoral degrees, according to its 2006 America's Best Colleges. Here are some of the academic programs ranked among the best in the nation (2006 America's Best Colleges and 2007 America's Best Graduate Schools):

- Graduate Program for Library and Informational Sciences - 1
- Digital Libraries - 1
- Graduate Engineering Program - 5
- College of Business - 12
- Department of Psychology graduate program - 5

Eighty graduate programs and specialty areas rank in the top 30 in the country. Several undergraduate programs rank in the top 10 in the nation.

- Accountancy - 1
- Aeronautical engineering - 8
- Agricultural engineering - 3
- Business Management - 8
- Chemical engineering - 8
- Civil engineering - 1
- Computer engineering - 5
- Electrical engineering - 4
- Environmental engineering - 3
- Insurance/risk management - 5
- Materials science - 2
- Mechanical engineering - 6
- Nuclear engineering - 8
- Real Estate - 5

HISTORIC FIRSTS AT ILLINOIS

- 1868 — first architectural instruction west of the Allegheny Mountains
- 1876 — establishment of the oldest continuous soil fertility research plots in the United States, the Morrow Plots
- 1893 — first school of library science west of the Alleghenies
- 1922 — invention of sound-on-film movies
- 1935 — discovery of the essential amino acid threonine
- 1940 — invention of the betatron for high energy physics
- 1948 — first comprehensive college program for students with severe physical disabilities
- 1952 — construction of the pioneering ILLIAC and ORDVAC computers
- 1959 — development of PLATO, the first computer used for direct education
- 1970 — construction of the first visible-spectrum semiconductor laser
- 1977 — discovery of a third life form, distinct from the forms that produce plants, animals and bacterial, called Archaea
- 1977 — development of the quantum well laser, which made compact disc players possible
- 1990 — invention of the e-mail program Eudora
- 1993 — development of the first browser for the world wide web, Mosaic, was developed into Netscape
- 1996 — development of a processing method that extends the life of microchips as much as 50 times
- 2001 — development of self-healing plastics
- 2003 — the University Library's collection exceeds 10 million volumes, the largest collection of any public university in the world.
- 2004 — development of the laser transistor
- 2005 — development of the world's fastest transistor and of a stretchable silicon that can be used to build high-performance electronic devices onto rubber substances



Established in 1876, the Morrow Plots are the oldest experimental research fields in the United States.

MEDIA | TRADITION | RECORDS | REVIEW | ILLINI | COACHES | ILLINOIS BASKETBALL

IRWIN ACADEMIC CENTER



Top: The Irwin Academic Center is a facility dedicated to the academic endeavors of Illinois' student-athletes. It houses the entire academic staff, computer labs and study lounges.

Above: A study lounge in the front room of the Irwin Academic Center.

Above Right, and Right: Irwin computer labs.

ACADEMIC SERVICES



The goal of each sports program within the Division of Intercollegiate Athletics at the University of Illinois is to strive toward success. The DIA has taken a comprehensive approach to the success of the student-athlete. The Illini Life Skills program is designed to meet the total needs of the student-athlete.

Sponsored by the NCAA, the Illini Life Skills program is comprised of five programming commitment areas viewed as critical to personal growth and development. The commitment areas are: academic excellence, athletic excellence, personal development, service to campus and surrounding communities and career development.

This comprehensive balance of academic excellence, athletic achievement and personal well-being is stressed daily by the staff and coaches. Inevitably, a student-athlete's playing days will end, but with the assistance of the Illini Life Skills program, each Fighting Illini athlete will be fully prepared for career and personal challenges ahead.

Presentations and workshops in many of the above areas can be ordered from the Illini Life Skills menu on an individual or team basis. Each program is tailored to the specific individual's request.

ACADEMIC EXCELLENCE: Among the elements stressed by the academic services department to assure student-athlete success are counseling and tutorial services, a monitoring program and state-of-the-art computer labs. The Irwin Academic Center, the former Kappa Alpha Psi fraternity house, opened as a center to consolidate academic services for student-athletes.

ATHLETIC EXCELLENCE: Athletically, the University of Illinois has long supported a broad-based sports program. Its coaching staff and facilities are among the nation's best. The UI's support units included excellent staffs for recruiting, equipment, facilities maintenance, fund raising, publicity and promotions. Its sports medicine staff not only assists student athletes in strength training and conditioning, but also in personal health maintenance.

PERSONAL DEVELOPMENT: As important as the UI's commitment is to the student-athlete's performance in the classroom and on the field, it also considers the individual's spiritual and emotional needs, and his/her career objectives. Fighting Illini student-athletes are afforded the opportunity to attend a variety of seminars during their collegiate experience, helping them enhance their future following athletics. Among the seminars offered are those in career placement, financial planning, time and stress management, sexual harassment, drug and alcohol education and player/agent relations.

SERVICE: The DIA also sponsors a Student Athletic Advisory Committee (SAAC), which is made up of representatives from all 19 Fighting Illini intercollegiate athletic teams.

CAREER DEVELOPMENT: The strong relationships built within the vast Illinois alumni networking system provide excellent opportunities for all student-athletes, whether it be for summer jobs, internships or in career placement after graduation. Once the individual's career is established, the DIA asks for participation in a follow-up program that allows student-athletes to benefit from their predecessors' experiences.

ILLINOIS BASKETBALL
COACHES
ILLINI
REVIEW
RECORDS
TRADITION
MEDIA

ACADEMIC SERVICES

JASON HOLTMAN ACADEMIC COUNSELOR



Jason Holtman joined the Illinois academic staff in 2002. A native of Kalamazoo, Mich., Holtman came to Champaign after serving as Assistant Director of Athletic Academic Services at Central Michigan University for three-and-a-half years.

Holtman graduated from Bowling Green State University in 1994 with a degree in sport management. He served as an intern in the Athletic Academic Services office at Rice before accepting a full-time position as

Assistant Director of Academic Services for the Indiana State University athletic department.

He completed a master's degree in sports administration in 1998 from Indiana State before moving to Central Michigan in January, 1999.

Holtman is the Illinois academic counselor for men's and women's basketball and wrestling. He and his wife, Jodie, have a son, Bryce, and a daughter, Avery, and reside in St. Joseph.

ILLINI ACADEMIC SUCCESS UNDER WEBER

Seven out of eight seniors have earned their degrees during Bruce Weber's three-year tenure as Illinois head coach. The lone senior to not yet graduate has completed his coursework and is currently serving an internship as a final degree requirement, and is on pace to graduate in December. The following student-athletes have earned degrees during Weber's tenure:

2004

Jerrance Howard – B.S., speech communications
Nick Smith – B.S., finance

2005

Jack Ingram – B.S., electrical engineering
Fred Nkemdi – B.S., political science
Roger Powell – B.S., speech communications
Nick Smith – M.S., finance

2006

James Augustine – B.S., sport management
Dee Brown – B.S., sport management

UI MEN'S BASKETBALL PROGRAM RECEIVES PUBLIC RECOGNITION AWARD FOR APR SCORE

In a published report on Academic Progress Rate (APR) statistics released by the NCAA in March, 2006, the Illini men's basketball team had a score of 990 based on two-year data from the 2003-04 and 2004-05 school years. Illinois had the highest ranking among Big Ten men's basketball teams, and received a public recognition award by the NCAA for ranking in the top 10 percent nationally among schools that sponsor men's basketball.

UNIVERSITY OF ILLINOIS COLLEGE AND MAJORS

ILLINOIS OFFERS OVER 150 MAJORS TO INCOMING STUDENTS IN NINE DIFFERENT COLLEGES

College of Agricultural, Consumer & Environmental Sciences
Agribusiness, Farm and Financial Management
Consumer and Textile Marketing
International, Resource and Consumer Economics
Agricultural Engineering
Agricultural Engineering Sciences
Technical Systems Management
Animal Sciences
Crop Sciences
Food Science and Human Nutrition
Human Development and Family Studies
Agricultural and Environmental Communications and Education
Natural Resources and Environmental Sciences
Horticulture

College of Applied Life Studies
Community Health
Kinesiology
Recreation, Sport and Tourism
Speech and Hearing Science
Teacher Education Minor in Physical Education

Institute of Aviation
Aviation Human Factors
Curriculum
Professional Pilot Curriculum

College of Business
Core Curriculum
Accountancy
Business Administration
Economics
Finance

College of Communications
Advertising
Journalism
Media Studies

College of Education
Education General
Early Childhood Education
Preparatory to Elementary School Teaching
Preparatory for Learning and Behavior Specialists in Special Education
Non-teaching minor in Instructional Applications of Computers
Teacher Education Minor in Secondary School Teaching

College of Engineering
Aeronautical and Astronautical Engineering
Agricultural Engineering
Bioengineering
Chemical and Biomolecular Engineering
Civil Engineering
Computer Engineering

Computer Science
Electrical Engineering
Engineering Mechanics
Engineering Physics
General Engineering
Industrial Engineering
Materials Science and Engineering
Mechanical Engineering
Nuclear, Plasma and Radiological Engineering

College of Fine and Applied Arts
Architecture
Foundation Program for All Art and Design Majors
Art Education
Crafts
Graphic Design
History of Art
Industrial Design
Painting
Photography
Sculpture
Dance
Landscape Architecture
Music
Music Education
Theatre
Urban and Regional Planning

College of Liberal Arts and Sciences

Actuarial Science
African Studies
Afr-American Studies
Animal Biology
Anthropology
Art History
Asian American Studies
Astronomy
Atmospheric Sciences
Biochemistry
Bioengineering
Biology
Biophysics
Business
Caribbean Studies
Chemical and Biomolecular Engineering
Chemistry
Cinema Studies
Classical Archaeology
Classical Civilization
Classics
Comparative and World Literature
Computer Science
Dentistry
Earth Science
East Asian Languages and Cultures
Economics
Engineering (LAS)
English
English as an International Language
Entomology
Environmental Studies
Finance
Foreign Languages
French
Gender and Women's Studies

General Science
Geography
Geology
German
Gerontology
Greek
Health Information Management
Health Programs
Hebrew
History of Art
Individual Plans of Study (IPS)
Integrative Biology
Interdisciplinary Studies Major
International Studies
Italian
Jewish Culture
Latin
Latin American Studies
Latina/Latino Studies
Law
Life Sciences
Linguistics
Mathematics
Mathematics and Computer Science
Medical Laboratory Sciences
Medicine
Molecular and Integrative Physiology
Music
Nursing
Nutrition and Medical Dietetics
Occupational Therapy
Pharmacy
Philosophy
Physical Science
Physical Therapy
Physics
Physiology
Plant Biology
Political Science
Portuguese
Preprofessional Programs
Psychology
Religious Studies
Rhetoric
Russian
Russian and East European Studies
Russian Language and Literature
Scandinavian
Science and Technology in Society
Social Studies
Sociology
South Asian and Middle Eastern Studies
Spanish
Speech Communication
Statistics
Statistics and Computer Science
Veterinary Medicine

ACADEMIC SERVICES




IRWIN ACADEMIC CENTER GETS NEEDED EXPANSION

This fall, the Division of Intercollegiate Athletics broke ground on the expansion of the Irwin Academic Services Center. With the great continued support from the Irwin Family Foundation, this project will assist student-athletes in many academic areas. The \$4.6 million expansion of the Irwin Center will add 11,400 square feet allowing more opportunities for the student-athletes to achieve their academic goals. Student resource areas comprised of a presentation room, a new general study area, individual tutoring and study rooms, and a computer lab will allow this all to happen. Student-athletes will have more access to computers; better environments to meet with tutors with less distraction and the opportunity have more space to concentrate on the academic endeavors.

RANDLE AN ACADEMIC ALL-BIG TEN SELECTION AND GEORGE HUFF AWARD WINNER

Illinois starting forward Brian Randle earned a pair of academic honors during the 2005-06 school year. Randle was an Academic All-Big Ten selection as well as a George Huff Award winner. To receive Academic All-Big Ten accolades, student-athletes must be letterwinners in at least their second academic year and carry a GPA of 3.0 or better. To receive a George Huff Award, which is presented by the University of Illinois Alumni Association, student-athletes must be letterwinners and maintain a GPA of 3.0 or better for both the fall and spring semesters. Randle is majoring in agricultural finance and carries a 3.33 GPA.



ILLINI TEAMS EXCEL IN THE CLASSROOM IN 2005-06

- Ten of 19 Illinois athletic teams recorded over a 3.0 GPA in 2005-06
- Illinois had three student-athletes named ESPN The Magazine/CoSIDA Academic All-American and 11 earned Academic All-District honors
- Eighteen student-athletes earned a perfect 4.0 GPA in 2005-06.
- Four sports earned a perfect 1.000 in the NCAA Academic Progress Rate (APR).
- 123 student-athletes earned Academic All-Big Ten honors in 2005-06.
- Over 50 percent of all student-athletes earned over a 3.0 GPA in the spring, while 46 percent posted a 3.0 or better in the fall.

CAREER PLANNING CHECKLIST

FRESHMAN: Orientation / Adaptation

- Successfully complete First Year Student-Athlete Meetings Course
- Explore campus activities and student organizations
- Participate in HOMETOWN HEROES program
- Visit the Career Center to learn about its services
- Attend life skills career development workshops
- Develop your professional and networking skills

SOPHOMORE: Self-Assessment / Exploration

- Evaluate your strengths, skills, values and interests
- Discuss career ideas with counselors, faculty, family & friends
- Update your resume
- Attend Illini Career Networking Night
- Gain career related experience: an internship, a summer job
- Participate in HOMETOWN HEROES program
- Attend workshops and seminars to enhance your personal and career goals
- Look for opportunities to develop leadership skills in and out of your athletic career
- Work with the life skills coordinator and your academic counselor if you are unsure about your major or career choice
- Develop professional skills

JUNIOR: Decision Making / Goal Setting

- Work with your academic counselor and the life skills coordinator to develop career goals and strategy.
- Fulfill academic requirements needed for graduation and your career field
- Maintain a strong grade point average
- Research your career field to determine which qualifications you must develop
- Attend Career Center and Life Skills workshops: resume writing, interview skills, job search strategies, and research occupations and companies
- Acquire hands-on experience: internships, clinical or field experience
- Take advantage of volunteer opportunities through HOMETOWN HEROES program
- Attend the Illini Career Networking Night
- Attend campus Job Fairs
- Work with the life skills coordinator to update your resume and for assistance with career planning
- If you are considering grad school, register for necessary exams (GRE, MCAT, GMAT, LSAT, etc.)
- Develop strong relationships with faculty, counselors, administrators and professionals in your field of interest.
- Work with life skills coordinator to secure a summer job in chosen field
- Test your career choice to ensure its right for you

SENIOR & FIFTH YEAR: Job Search / Implementation

- Update resume and create a cover letter
- Register for on-campus interviewing with Career Center
- Continue to attend Career Center and Life Skills workshops and seminars
- Continue to participate in HOMETOWN HEROES program
- If attending grad school, register for post-graduate exams
- If eligible for awards or post-graduate scholarships, work with the life skills coordinator to complete application process
- Continue to pursue leadership roles on campus
- Utilize the Career Center, life skills coordinator for support and resources in your job search process

DIVISION OF INTERCOLLEGIATE ATHLETICS

MEDIA

TRADITION

RECORDS

REVIEW


ILLINI

COACHES

ILLINOIS BASKETBALL



Top, Left: Illinois Field, home to the Illini Baseball team.
Top, Right: Atkins Tennis Center.
Left: Renderings of the new Demirjian Indoor Golf Facility.
Below: Assembly Hall.
Bottom, Left: Armory Indoor Track Complex.
Bottom, Right: Illinois' Gymnastics facility in Kenney Gym.



The Division of Intercollegiate Athletics (DIA) was chartered in 1892 as a not-for-profit corporation of the State of Illinois. It was charged with overseeing and conducting the University's intercollegiate athletic programs and associated support services, and operated as a separate entity.

After the state legislature voted in June 1989 to bring UI athletics within the University proper, the DIA assumed the functions and responsibilities of the Athletic Association. The DIA began operations officially July 1, 1989, and now, more than a century after University of Illinois athletics began, the mission is still to achieve excellence both in the classroom and in sport competition.

The director of athletics is the division's chief executive officer, and reports directly to the chancellor of the Urbana-Champaign campus. The chancellor has final authority regarding the athletic program in all areas except for budget and major appointments. Those decisions rest with the University of Illinois Board of Trustees.

The Athletic Board serves the DIA in an advisory capacity. It is composed of 20 members, (nine faculty, four alumni, three students and one trustee); and the three non-voting (ex-officio) members from the University administration. The faculty and student members are nominated by the Urbana-Champaign Senate and selected by the chancellor.

The DIA does not receive state tax dollars and over the years has been able to fully fund the NCAA maximum allowable number of athletic scholarships for student-athletes in each of its sports programs, as well as to hire excellent coaches and maintain and upgrade its facilities, staying on par with the best major collegiate programs across the nation.

This has been accomplished through revenues derived from the following major sources: gate receipts from football and men's basketball; television and radio rights fees for those two sports and corporate sponsorships and donations to the I FUND. The I FUND contributions provide the maximum allowable number of

DIVISION OF INTERCOLLEGIATE ATHLETICS

MEDIA
TRADITION
RECORDS
REVIEW
ILLINI
COACHES
ILLINOIS BASKETBALL



scholarships in the 19 men's and women's sports at an average annual cost of approximately \$16,000 for in-state student-athletes and about \$27,000 for those from outside Illinois.

FACILITIES

The DIA utilizes and maintains 15 facilities for competition and the administration of 19 sports. The facilities include Memorial Stadium, Assembly Hall, Huff Hall, Illinois Field, the Outdoor Track & Field and Soccer Stadium, the Armory, Atkins Tennis Center, Kenney Gym, the University of Illinois Orange and Blue Golf Courses, the Bielfeldt Athletic Administration Building, the Ubben Basketball Practice Facility, Eichelberger Field Softball Complex, the Irwin Indoor Practice Facility and the Irwin Academic Center. The DIA will add a 16th facility in the fall with the completion of the Demirjian Indoor Golf Complex.

Four years ago, a total refurbishing of the football complex took place in time to host the NFL Chicago Bears for the 2002 season. The first floor was reconstructed to expand and

upgrade the Illini locker rooms, create permanent meeting room space and a more conducive sports medicine facility. Also added to the stadium in 2002 was a state-of-the-art video scoreboard as well as photo panels that adorn the North endzone.

In 2000, the construction of the \$12.5 million indoor football practice facility was completed, located just east of the current football complex and locker room. The football practice field opens directly onto the East Outdoor Practice Field.

In 1992, the DIA completed an \$18 million renovation project on Memorial Stadium, replacing the main and balcony stands on the east and west sides of the Stadium.

In 1998, the Irwin Academic Center opened on campus, providing UI student-athletes with state-of-the-art computer study areas, conference rooms, career planning and placement and other academic programs all under one roof. The Irwin Center is utilized by over 600 student-athletes on an annual basis.

ATHLETIC BOARD

- William D. Adams, ex officio
- Michael B. Bass, ex officio
- Benjamin Blaiszik, student
- Jeffrey G. Brown, student
- John P. Collins, alumnus
- Lawrence M. DeBrock, faculty
- Marianne Dickerson, alumna
- Thomas A. DiSanto, alumnus
- John Erdman, faculty
- James T. Frakes, alumnus
- Ronald E. Guenther, ex officio
- Meghan Naik, student
- Ann Nardulli, faculty (chair)
- Laurence Parker, faculty
- Nancy Sottos, faculty rep.
- Christopher Span, faculty
- Robert Y. Sperling, Board of Trustees
- Emily Watts, faculty
- Thomas Weissinger, faculty
- Matthew B. Wheeler, faculty rep.

Top, Left: Huff Hall, home to Illinois wrestling, gymnastics and volleyball.

Top, Right: Bielfeldt Athletic Administration Building.

Above, Left: Ubben Basketball Practice Facility.

Above, Right: Eichelberger Field Softball Complex.

CHAMPAIGN-URBANA



Top, Left: The changing leaf color beautifies one of Urbana's historic residential areas.

Top, Right: An ariel view of Champaign-Urbana.

Left and Below: CU's electric entertainment and nightlife.

Champaign County is a warm and welcoming community with a dynamic mix of technology, tradition and culture.

The community is rich in culture and full of activities. Champaign County provides a level of entertainment opportunities unmatched by other communities its size due in large part to the presence of the University of Illinois. Champaign County is proud to offer vibrant, yet diverse attractions while maintaining friendly, small town hospitality.

Literally a "crossroads," Champaign County lies halfway between the Windy City of Chicago and St. Louis. East or westbound travelers find Champaign halfway between Indianapolis and Peoria.

Nearly 180,000 people call Champaign County home. Add 40,000 University of Illinois students and faculty and you see the diversity of a population that makes Champaign one of the most sophisticated counties in Illinois.

Four distinct seasons provide much of the flavor of Champaign. The summer months provide many outdoor activity opportunities with hiking, canoeing and camping locations nearby. Children can be entertained by a wide variety of summer camps and water parks. With the fall comes a beautiful display of changing leaf color and the always brisk weather for the college football season. Snow activities are the name of the game in the winter, as well as Fighting Illini basketball and other indoor sports. When spring rolls around, the community shakes off the winter chill and continues to enjoy fine cuisine, entertainment and intellectual stimulation.

CAMPUS LIFE

SHOWS AND CONCERTS

The Assembly Hall, which seats 16,618, is the largest Illinois arena outside of Chicago's United Center.

From rock shows to Broadway to family shows to Fighting Illini basketball and much more, the Assembly Hall has hosted the top names in show business. Performers and events hosted at Assembly Hall include The Rolling Stones, Dave Matthews Band, Ludacris, Garth Brooks, Kanye West, U2, Frank Sinatra, Nelly, Aerosmith, Tina Turner, "Cats," Bill Cosby, Mikhail Baryshnikov, The Harlem Globetrotters, Elton John, Reba McEntire and Bruce Springsteen.

CLUBS AND ORGANIZATIONS

The University of Illinois has over 1,087 registered student organizations, honorary societies, and teams, giving students opportunities to pursue interests in religion, politics, ROTC, professional advancement, service organizations, rights/freedom issues and performing arts. With 41 fraternities, 23 sororities and 10 African American Greek organizations, Illinois has the largest Greek participation of any University.

RECREATION

The University's recreation department offers many amenities for all students. In addition to a wide variety of club sports (ice-skating, hockey, soccer, volleyball, etc), many students take part in intramural athletics in numerous sports (flag football, basketball, softball, volleyball, bowling).

The outdoor recreation department designs and gives students day trips for the following activities: bike trail riding, canoeing/kayaking, cross country skiing, hiking in Allerton State Park and horseback riding.

ARTS AND CULTURE

Illinois presents a rich variety of cultural programs for education and entertainment. Performance centers and theatres present the world's finest operas, ballets, and plays, and auditoriums host popular performers of music and shows. Great museums, lectures, and presentations by the world's top scholars enrich both the campus and the community.

Krannert Center for the Performing Arts: four theaters seat about 4,000 and annually host 350 student and professional performances, as well as commencements, lectures, and other events, many of them free.

The University hosts four cultural centers — Afro-American; Asian-American; La Casa Cultural Latina; Native American.

The Illini Union allows more than 83,000 students to attend or participate in over 200 programs, lectures, musicals, and concerts in a given year, while Foellinger Auditorium seats 1,750 for concerts, speakers, and special events.

The Japan House and Arboretum offer formal and informal tearooms, stroll gardens, and art and cultural classrooms.

TECHNOLOGY

The University of Illinois is the founder of the National Center for Supercomputing Applications and currently houses the "supercomputer." NCSA opened its doors to the national scientific computing community in January 1986. Because of Illinois' strong tie to computer technology, the school boasts over 65,000 computer connections for students on the campus network. There are also 110 buildings with wireless access.



Top, Right: Dave Matthews made his fourth stop in Champaign last winter.

Second from Top, Right: Green Street, the hub of Illinois student nightlife.

Above: Nelly performs at the Assembly Hall.

Above, Right: The Quad is a scenic popular spot for students in the heart of campus.

Right: Chicago-native Kanye West came to Champaign for his "Touch the Sky" tour.

MEDIA

TRADITION

RECORDS

REVIEW

ILLINI

COACHES

ILLINOIS BASKETBALL



2005-06 ILLINOIS ATHLETIC HIGHLIGHTS

- The Illinois men's basketball team participated in its seventh consecutive NCAA Tournament, and finished the season as the second-winningest program nationally over the last six years. The squad finished with 26 wins, topping the 25-win mark for the sixth straight year, longest in Big Ten history. Illinois guard Dee Brown was named the 2006 winner of the Bob Cousy Award, given to the nation's best point guard. Illini seniors Brown and James Augustine were both selected in the second round of the 2006 NBA Draft.
- Illini netters Kevin Anderson and Ryan Rowe took home the 2006 NCAA Doubles national title, becoming the second Illinois pair to do so in the last four years. The men's tennis team finished in the Top-10 and advanced to the NCAA "Sweet Sixteen" for the fifth straight year.
- The Illinois men's gymnastics team fell just four-tenths of a point shy of a national title to finish second at the 2006 NCAA Championships. Individually, the Illini took home 12 All-America honors and Justin Spring won two national individual titles in parallel bars and high bar. He also won the Nissen-Emery Award, given to the nation's best gymnast.
- Illinois' women's cross country team, led by junior Cassie Hunt, took fifth at the NCAA Championships, the school's best-ever finish in the sport. Hunt won the Big Ten title and was named the conference's athlete of the year.
- The Illini soccer team advanced to the NCAA Tournament for the third consecutive year and the fifth time in six years. The squad finished the season ranked 20th nationally.
- Three athletes were named Big Ten Athletes of the Year: Ryler DeHeart (men's tennis), Cassie Hunt (women's cross country) and Justin Spring (men's gymnastics).
- Three Illini teams finished their seasons in the NCAA Top-10: Men's Gymnastics (2nd), Men's Tennis (9th) and Women's Cross Country (5th).
- Forty-two (42) Illini were named to All-Big Ten teams and 22 were All-Americans.



NATIONAL CHAMPIONS

Justin Spring, men's gymnastics (high bar, parallel bars)
Kevin Anderson/Ryan Rowe, men's tennis (NCAA Doubles)

AWARD WINNERS

Dee Brown, men's basketball

- Bob Cousy Award Winner (point guard)
- Frances Pomeroy Naismith Award Winner (nation's top senior 6-0 and under)

Ryler DeHeart, men's tennis

- Big Ten Athlete of the Year

Katie Engel, cross country

- Big Ten Freshman of the Year

Cassie Hunt, cross country

- Big Ten Athlete of the Year
- Big Ten Athlete of the Championships

Christen Karniski, soccer

- Big Ten co-Defensive Player of the Year

Yvonne Mensah, women's track and field

- Athlete of the Indoor Championships

Justin Spring, men's gymnastics

- Nissen Emery Award (national gymnast of the year)
- Big Ten Gymnast of the Year

Dominique Worsley, men's track and field

- Big Ten Indoor and Outdoor Freshman of the Year

ALL-AMERICANS

Kevin Anderson, men's tennis
Ross Bradley, men's gymnastics
Dee Brown, men's basketball
Nick Brown, men's track and field
Ted Brown, men's gymnastics
Ryler DeHeart, men's tennis
Pete Friedl, wrestling
Wes Haagensen, men's gymnastics
Jenna Hall, softball
Cassie Hunt, women's track and field
Abe Jones, men's track and field
Christen Karniski, soccer
Chris Lung, men's gymnastics
Yvonne Mensah, women's track and field
Adam Pummer, men's gymnastics
Ryan Rowe, men's tennis
Tramell Smith, men's track and field
Justin Spring, men's gymnastics
Nathan Vadeboncoeur, men's track and field
Adrian Walker, men's track and field
Steve Weatherford, football
Tyler Yamauchi, men's gymnastics

Event Results for			P BARS
PL	Name	Team	Score
1	J Spring	Illinois	9.825
2	A Pummer	Illinois	9.450
3	W Haagensen	Illinois	9.162
4	J Horton	Oklahoma	9.087
5	T Abdullah-S	Oklahoma	8.887
6	D Send	for	8.875
7	T Ramo	St	8.825



NOTABLE ALUMNI

TRADITION | MEDIA | RECORDS | REVIEW | ILLINI | COACHES | ILLINOIS BASKETBALL



ROBERT JOHNSON

Owner of the Charlotte Bobcats NBA franchise; 2003 *Sports Illustrated's* Most Influential Minority in Sport; Former CEO of Black Entertainment Television

Max Abramovitz

Architect/ Assembly Hall (deceased)

John B. Anderson

1980 Presidential candidate

Mark Andreessen

Programmer of Netscape internet browser

Albert Babb, Pioneer in hemodialysis

Barbara Bain, Actor

Arnold Beckman

Founder/chairman emeritus of Beckman Instruments



MANNIE JACKSON

Former Pro Basketball player, Owner of Harlem Globetrotters

Lou Boudreau

Professional Baseball Hall of Famer (deceased)

Charles Bowsher, U.S. Comptroller General

James Brady

Press secretary during Reagan Administration; wounded during Reagan assassination attempt; namesake of the Brady Bill on handgun control

DeeDee Bridgewater

Grammy nominated jazz vocalist

Nancy Brinker, Breast Cancer Foundation

Dee Brown

Author of "*Bury My Heart at Wounded Knee*"

Hal Bruno Jr.

Retired director of political coverage for ABC News

Dick Butkus

College Football and NFL Hall of Famer

James Cantalupo

Chairman and CEO of McDonald's Corp. International

Shou-Po Chao

Secretary General of Taiwan

Steven Chen, Computer designer

John Coleman

Founder of the Weather Channel

Michael Colgrass Jr.

Composer, 1978 Pulitzer Prize-winner in Music

Godfrey Danchimah, comedian

John Darling

Chancellor, Louisiana State University

Andrew Davis

Film director/producer ("*The Fugitive*," "*Under Siege*")

Ollie Watts Davis, Opera Singer

Dorothy Day

Founder of the Catholic Worker Movement (deceased)

Eugene Dorsey, Chair, Independent Sector

Jean Driscoll

Wheelchair athlete; Eight-time winner of the Boston Marathon

Dwight "Dike" Eddleman

Olympic high jumper (deceased)

Lee Falk

Cartoonist (*The Phantom*, *Mandrake the Magician*) (deceased)

Perdita Felicien

World Champion and Olympic hurdler

Michael Filerman, TV producer

George M.C. Fisher, CEO of Eastman Kodak

Dan Fogelberg

(Attended) Composer and recording artist

Rich Frank

Former President of Disney Studios

Steve Friedman, TV producer, director



JERRY COLANGELO

Director of USA Basketball; Former president of the Phoenix Suns and Arizona Diamondbacks

Dale Gardner, Astronaut

Bill Geist

Journalist on "CBS Sunday Morning"

Rick George

President of the PGA Champions Tour

John Georges

CEO of International Paper Co.

Thornton Gilchrist

President, National Safety Council

S. Malcolm Gillis, President, Rice University

Harold "Red" Grange

College Football and NFL Hall of Famer (deceased)



HUGH HEFNER

Founder of *Playboy Magazine*

NOTABLE ALUMNI



ERIKA HAROLD
Miss America 2003

- Richard Greenberg**, Film maker
- Jerry Hadley**, Opera star
- George Halas**
Founder of Chicago Bears (deceased)
- Leanne Harvey**
General Manager, New Orleans Zephyrs
- Eric Halverson**, Opera star, bass
- Sharon Hendrick**
Wheelchair track Olympian
- Nicole Hollander**, Cartoonist (Sylvia)
- Sue Ann Huseman**, President, Monmouth College
- Billy Morrow Jackson**, Painter
- Jesse Jackson Jr.**, (Attended) Politician
- Donald Johanson**
Anthropologist, discoverer of oldest known hominid, "Lucy"
- Arte Johnson**
"Laugh-In" television personality
- Katherine Kendall**
United Nations Social Affairs Director
- Charla Krupp**, Editor, *Glamour* magazine
- Naomi Lynn**
Chancellor, University of Illinois-Springfield
- Jack Mabley**, Newspaper columnist
- Carol Marine**, Television journalist/anchor
- Lynn Martin**
Secretary of Labor during the Bush Administration
- Fred Marx**
Co-director and editor of "Hoop Dreams"
- Mary Elizabeth Mastrantonio**, Actress
- Jim McNeely**
Grammy nominated jazz pianist
- Erie Mills**, Opera star
- Bobby Mitchell**
Professional Football Hall of Famer
- Tom Murphy**
Retired chairman of General Motors

- Scott Mutter**, Artist/Photographer
- Steve Nagel**, Retired astronaut
- Malden Nesheim**, Provost, Cornell University
- Ray Nitschke**
Professional Football Hall of Famer (deceased)
- Robert Novak**
Columnist and CNN political commentator
- Jerry Orbach**, Actor (deceased)
- Ray Ozzie**
Microsoft Chief Software Architect
- Peter Palmer**, Actor, singer (Broadway)
- Francine "Penny" Patterson**
Taught Koko the gorilla to communicate through Sign Language
- Greg Philbin**
Member of the band REO Speedwagon
- Ron Popeil**, Ronco Inventions
- Fidel Ramos**
Former President of the Philippines
- James "Scotty" Reston**
Pulitzer Prize-winning journalist (deceased)
- Bobby Richards**, Olympic pole vaulter
- Stephen Sample**, President, USC
- E. Roger Sayers**, President, University of Alabama
- Gerald Schoenfeld**, Shubert Organization
- Gene Shalit**
"NBC Today Show" film critic
- Albert Shanker**
American Federation of Teachers (deceased)
- Shel Silverstein**
(Attended) Author and songwriter (deceased)



ROGER EBERT
Pulitzer Prize-Winning Film Critic



ANG LEE
Film Director ("Brokeback Mountain," "Crouching Tiger, Hidden Dragon," and "The Hulk")

- Roger Simon**
Syndicated columnist for the *Baltimore Sun*
- Sam Skinner**
Secretary of Transportation; Chief of Staff during the Bush Administration
- Ralph Snodsmith**, TV gardening guide
- Godfrey Sperling Jr.**
Syndicated columnist for the *Christian Science Monitor*
- Mark Steinberg**
Senior Vice President and Managing Director of Golf, IMG
- Dennis Swanson**, Vice President of Viacom
- Joe Tanner**, Astronaut
- Barbara Ann Teer**
Founder & CEO of National Black Theater
- Nancy Thies**, Olympic gymnast, sportscaster
- Lynne Thigpen**
Tony Award-winning actress, "An American Daughter" (deceased)
- Craig Virgin**, Olympic Runner
- Marvin Wachman**, Chancellor, Temple University
- Arnold Weber**, President, Northwestern University
- William Wegman**, Artist
- Jack Welch**, CEO of General Electric
- Cheryl West**, Playwright
- Tug Wilson**
Former Big Ten Commissioner; Olympian (deceased)
- Rosalyn Yalow**
1978 Nobel Prize-winner in physiology & medicine
- Timothy Zahn**, writer

MEDIA
 TRADITION
 RECORDS
 REVIEW
 ILLINI
 COACHES
 ILLINOIS BASKETBALL



PRESIDENT B. JOSEPH WHITE

University of Illinois President B. Joseph White took office as the University of Illinois' 16th president on Jan. 31, 2005, to lead the further development of what he calls the university of the future.

White, 58, is familiar with both public higher education and the Midwest. He spent nearly three decades affiliated with the University of Michigan at

Ann Arbor, where he received his doctorate in business administration in 1975. He also served there as interim president, dean of the business school and faculty member.

Upon the announcement of his selection as president by the University of Illinois Board of Trustees in November 2004, White stated four aspirations: — 1) To continue to build the performance, stature, reputation and resources of the University; 2) To ensure that the work of the University is hard-wired to the needs of the people of Illinois, especially in education, economic development and health care, vital matters that touch every citizen; 3) To focus intensively on maintaining access to the University as a gateway of opportunity...as well as the excellence of the University; and 4) To ensure that University campus communities are models of diverse people working together.

Among White's primary focuses since taking office have been development of a strategic plan, Creating a Brilliant Future for the University of Illinois, and the forging of what he calls a compact among five principal parties to provide the resources needed to ensure excellence. The compact consists of: 1) State support continuing to play a vital role; 2) Tuition payers and their families carrying an increasing share of the burden while the University provides financial aid to ensure access; 3) Faculty members doing their part through excellent work and success in winning competitive research grants and contracts; 4) Donors doing their part through generous giving; 5) And University leadership making the best use of resources with which they have been entrusted.

Before coming to the University of Illinois Joe White was the Wilbur K. Pierpont Collegiate Professor, professor of business administration and research professor in the Life Sciences Institute at U-M, leading the development of the Project for a Positive Healthcare Future. The project focuses on improvements in efficacy, patient and provider empowerment and efficiencies that can result from advances in biology, engineering and information science applied to the practice of medicine.

White is a native of Detroit who was reared in Kalamazoo. He earned his bachelor's degree, magna cum laude, in international economics from the Georgetown University School of Foreign Service in 1969 and an MBA, with distinction, from Harvard University in 1971 and doctorate in business administration in 1975 from the University of Michigan. He first joined the U-M faculty as assistant professor of organizational behavior and industrial relations in 1975; was associate professor from 1978-80; associate dean in the U-M Business School 1987-90, interim dean 1990-91; president of the U-M William Davidson Institute 1993-2001; dean of the Business School 1991-2001, and interim president in 2002. The William Davidson Institute is a center of expertise on economic and business development in emerging market economies.

White also has private-sector experience, including six years at Cummins Engine Co., Inc., 1981-87, first as vice president for management development and then as vice president for personnel and public affairs. White is an independent director or trustee of several companies, including Equity Residential, headquartered in Chicago; Gordon Food Service; and Kelly Services. He is a director of the W.E. Upjohn Institute for Employment Research. He has chaired the boards of several large healthcare organizations, including the University of Michigan Health System, St. Joseph Hospital in Ann Arbor and the Catherine McAuley Health System.

White is on the board of the American Council on Education, which serves as a consensus leader on key higher education issues and seeks to influence public policy through advocacy, research and program initiatives. He also serves on the President's Circle of the Chicago Council on Foreign Relations.

He has written, taught and lectured extensively on leadership, management and organizational matters. He received an honorary degree from Wabash College in 2003. White was recently appointed to the Chicago 2016 Evaluation Committee to explore the City of Chicago's possible pursuit of the opportunity to host the 2016 Olympic Games.

He and his wife, Mary White, are the parents of two grown children and have two grandchildren.



CHANCELLOR RICHARD HERMAN

As Chancellor at Illinois, Dr. Richard Herman is committed to excellence in education, scientific and intellectual innovation, diversity, engagement with societal needs, and internationalizing the education of students. He continues to encourage and support interdisciplinary research and new alliances-including partnerships between government, universities, and industry-to create opportunities for progress in basic and applied research.

Dr. Herman is a leader in national discussions about transforming public research universities and the land-grant mission to meet the needs of the twenty-first century. As a member of the National Council on Competitiveness and National Innovation Initiative, he works to foster relationships between the academic world and the national business community, maximizing the contributions that research universities can make in preserving U.S. competitiveness in the global economy.

For many years, Dr. Herman has played a leading role in discussion of national science policy, consistently stressing the need to better position the sciences to engage the emerging needs of society. In February 2006, Dr. Herman was appointed by President Bush to the President's Council of Advisors on Science and Technology. He joins a select group of members from the academic community and the private sector who advise the president on technology, scientific research priorities, and math and science education. He also served on the National Science Foundation's Advisory Committee for the Directorate of Mathematical and Physical Sciences and served as Chair of the Joint Policy Board for Mathematics. He currently serves on the Mellon College of Science Advisory Board and is a member of the Observatories Council, the Management Council of the Association of Universities for Research in Astronomy, Inc., associated with the National Optical Astronomy Observatory.

A mathematician whose work concentrates on mathematical physics and operator algebras, Dr. Herman's research has been supported by such agencies as the National Science Foundation, NATO and NDEA and has resulted in numerous reports in scientific publications. He is a member of the Tau Beta Pi and Sigma Xi honorary societies and recipient of an Alexander von Humboldt Foundation fellowship. Before coming to Illinois, he served on the faculties of the University of California at Los Angeles, Pennsylvania State University and the University of Maryland at College Park. He has been a visiting faculty member and fellow at the University of Marseilles and Princeton University.

Dr. Herman and his wife, Susan, are active in the Champaign-Urbana community, where Mrs. Herman helped found the 40N/80W Arts Council and Dr. Herman serves on the Boards of the United Way and the Champaign County Chamber of Commerce. The Hermans have three children and six grandchildren.

DIRECTOR OF ATHLETICS



DIRECTOR OF ATHLETICS RON GUENTHER

Now in his 15th year as Director of Athletics at the University of Illinois, Ron Guenther has returned his alma mater to the national elite in competing for championships in 19 intercollegiate sports with outstanding coaches, staff and facilities, including two straight Top-25 finishes in the NACDA Director's Cup competition and an NCAA title for the Illinois men's tennis program in 2003. In 2001, he was named the NACDA/Continental Airlines

Central Region Athletic Director of the Year. The MVP of the 1966 Illinois football squad, Guenther continues to move the Illini athletic program on a breakneck pace toward a position of competing at a championship level in all programs.

Guenther has overseen a series of dramatic changes that have local, regional and national media, alumni and fans marveling at his ability to add sport programs in women's soccer and softball, recruit top-level coaches, successfully engineer and surpass a \$70 million capital campaign and create a model program producing outstanding student-athletes. He is currently leading a second major capital campaign to expand and renovate facilities, strengthen endowment and increase annual giving to offset the rising cost of tuition.

Under Guenther's leadership, Illinois has steadily improved its performance on the field and in the classroom. Off the field, Illinois student-athletes have continued to benefit from outstanding academic service programs, matching the overall campus grade point average and producing nearly 100 Academic All-Big Ten award winners annually in all sports.

Guenther has also spearheaded a revolution for funding for championship-level programs and facilities as the Division of Intercollegiate Athletics has opened necessary additional revenue streams totaling more than \$3 million through working partnerships with corporate sponsors and management of the Illini Sports Radio Network.

Guenther's aggressive plan to make the Division of Intercollegiate Athletics a valuable and enthusiastic partner in the overall education, research and service mission of the University has begun to pay dividends in the 21st century.

Now in his fourth decade with the University of Illinois, Guenther was the Most Valuable Player on the 1966 Illinois football squad under Head Coach Pete Elliott. He was a second-team All-Big Ten selection at offensive guard, also earning first-team Academic All-Big Ten honors and recognition as the University's outstanding senior in physical education. Guenther earned his bachelor of science degree in physical education from Illinois in 1967 and an M.S. in administration in 1968 before embarking on a successful career in coaching, athletic administration and business.

ATHLETIC DIRECTOR HISTORY

1892-94	Edward K. Hall
1894-95	Fred D. Dodge
1895-98	Henry H. Everett
1898-1901	Jacob K. Shell
1901-36	George A. Huff
1936-41	Wendell S. Wilson
1941-66	Douglas R. Mills
1966-67	Leslie Bryan (interim)
1967-72	E.E. (Gene) Vance
1972	Charles E. Flynn (interim)
1972-79	Cecil N. Coleman
1979	Ray Eliot (interim)
1980-88	Neale R. Stoner
1988	Ronald E. Guenther (interim)
1988	Dr. Karol A. Kahrs (interim)
1988-91	John Mackovic
1991-92	Robert Todd (interim)
1992-	Ronald E. Guenther

Guenther was named the 17th Director of Athletics on May 14, 1992 after serving for two years with the University of Illinois Foundation as Director of Major Gifts and for three years as a

partner with The Barofsky Association, a Chicago-area investments and marketing firm. From June of 1988 to March of 1989, Guenther served as Interim Director of Athletics for External Operations, administering the development program, public relations, promotions, tickets, merchandise and summer camps.

Guenther spent the previous three years within the Division of Intercollegiate Athletics as associate athletic director for development, coordinating the "Campaign for Excellence in Athletics." That campaign began the first major facelift of athletic facilities in nearly 60 years on campus and provided the impetus for the eventual construction of Illinois Field for baseball, the UI Outdoor Track and Field and Soccer Stadium, the Atkins Tennis Center and the Irwin Football Complex, housing coaches offices, locker rooms, sports medicine, strength and conditioning facilities and meeting rooms for Illinois football. One of the nation's top athletic fund raisers, Guenther has been instrumental in soliciting gift commitments totaling more than \$50 million toward capital improvements at Illinois during the last 15 years.

Firmly committed to delivering the Illinois message across the state and Midwest, Guenther served from 1983 to 1987 as assistant athletic director for Chicago operations, renewing a commitment that continues today to reach out to the thousands of Chicago-area alumni, donors and fans.

During his tenure in Chicago, Guenther created the annual statewide caravan for promotion and public relations and saw a tripling in the number of donors to Illinois athletics.

Guenther spent eight years at North Central College in Naperville, Ill., including a stint from 1975-79 as director of admissions and also as an associate head football coach. From 1979-83, he served as the vice president of development and public affairs at North Central, helping to design and implement a \$15 million Capital Campaign. As associate head football coach, Guenther helped the Cardinals amass a 23-12-2 record, including the school's first winning season in 15 years.

Before moving to North Central College, Guenther was offensive line coach at Boston College from 1971-74, helping to develop nine National Football League players. From 1968-71, Guenther was a teacher and coached football, wrestling and track and field for the Evanston Township and Glenbard High School systems in suburban Chicago.

Born Oct. 3, 1945, Guenther is a native of Elmhurst, Ill. and a graduate of York High School. He lettered at Illinois in 1965 and 1966, helping Illinois to a 24-14-1 record in his four seasons. Guenther earned MVP honors on a squad that produced five All-Americans in 1966.

He was inducted into the Chicagoland Sports Hall of Fame on Sept. 22, 2005. Guenther and his wife, Megan, reside in Champaign.



MEDIA

TRADITION

RECORDS

REVIEW

ILLINI

COACHES

ILLINOIS BASKETBALL

BOARD OF TRUSTEES



Governor
Rod Blagojevich



Lawrence C. Eppley
Palatine



Marjorie E. Sodemann
Champaign



Robert F. Vickrey
Peru

The Board of Trustees of the University of Illinois exercises final authority over the policies and governance of all three campuses of the University (Chicago, Springfield, Urbana-Champaign), within limits fixed by the Illinois Constitution and state law.

There are nine statewide trustees appointed by the governor. Each serves for six years. Their terms are staggered, with three expiring every two years. All trustees serve without pay. The governor is also an ex officio member of the board, with a vote.

In addition, three students, one each from the campuses of Chicago, Springfield, and Urbana-Champaign, serve single-year terms on the board.

Trustees elect their own chair annually in January. The chair for 2006 is Lawrence C. Eppley.



Devon C. Bruce
Chicago



Niranjn S. Shah
Oak Brook



Robert Y. Sperling
Glencoe



Frances G. Carroll
Chicago



David V. Dorris
LeRoy



Kenneth D. Schmidt
Riverwoods



Umair Mamsa
Student Trustee
Chicago



Sarah M. Doyle
Student Trustee
Springfield



Christopher A. Kantas
Student Trustee
Urbana

ILLINI IN THE COMMUNITY

The University of Illinois basketball team, along with the rest of the student-athletes from Illinois' 19 sports, know the importance of giving back to the community. Through a program called "Hometown Heroes", the Illini student-athletes have the opportunity to participate in many different community service activities. The program is organized through the Academic Services office and works with a number of groups in the Champaign-Urbana area. The following is a list of all the regular events at which you will find Illinois student-athletes:

ADOPT-A-SCHOOL PROGRAM

The Adopt-A-School program is a joint partnership with Champaign and Urbana Elementary and Middle Schools through their One-to-One Mentoring Program. Individual student-athletes or entire teams make regular visits to their assigned adopted school to read, play and interact with students.

AFTER SCHOOL PROGRAMS

Visits to after school programs at both Champaign and Urbana Elementary Schools are scheduled throughout the year.



BIG BROTHERS BIG SISTERS

Each year, Illini student-athletes, led by the women's tennis team, host a Holiday party and provide presents for kids in the Big Brothers Big Sisters program. The kids play games and make crafts with student-athletes and receive their presents from Santa.

BOY SCOUTS

Student-athletes have been involved with local boy scouts in various ways ranging from speaking at meetings and Blue Gold Banquets to hosting troops on campus visits.

CHALLENGER BASEBALL LEAGUE

Young people with various disabilities from the Challenger Baseball League attend various events and have the opportunity to meet our Fighting Illini.

CRISIS NURSERY

Illini student-athletes each year volunteer their time at the Crisis Nursery Holiday Shop assisting young shopper in purchasing presents.

C-U AFRICAN AMERICAN CHURCHES STUDENT OF THE MONTH

Illini student-athletes participate each month in honoring middle school students who excel in the classroom, in athletics, and are actively involved in their church youth group.

DARE (DRUG ABUSE RESISTANCE EDUCATION) PROGRAM

Student-athletes each year speak at graduation ceremonies in an effort to encourage youth to stay away from drugs and violence.

DCFS (DIVISION OF CHILDREN AND FAMILY SERVICES)

Fighting Illini student-athletes are given the opportunity to attend a holiday party to brighten up the holidays for kids who have been placed in foster homes within the CU area.

DON MOYER BOYS AND GIRLS CLUB

Students-athletes visit the local Boys and Girls Club to play games and talk with local kids who take part in their activities.

GET KIDS IN ACTION PROGRAM

Get Kids In Action is a student-athlete mentorship program designed to promote daily physical activity by school children through weekly classroom visits.

GIRL SCOUTS

Fighting Illini female student-athletes participated in the U Rock Conference this spring.

HOSPITAL VISITS

Illini student-athletes make regular trips to Carle Foundation Hospital to visit with kids in the Pediatric Oncology Center as well as on the Pediatric floor. Student-athletes also take part in the Pediatric Oncology Holiday Party held each year.

MITTEN TREE PROJECT

This community outreach program provides our student-athletes with the opportunity to collect donations of warm clothing (hats, gloves, coats, scarves, mittens, etc) that is then donated to the Champaign District 4 Warm-A-Kid Foundation that strives to ensure that every child in the school district has adequate warm clothing during the winter.

NATIONAL SALUTE TO HOSPITALIZED VETERANS DAY

Student-athletes visited with patients at the local VA hospital as part of "National Salute to Hospitalized Veterans" Day in February.

NURSING HOME VISITS

Illini student-athletes are given opportunities each semester to visit senior citizens in local nursing homes and assisted living facilities. During these trips, student-athletes may



play bingo, do crafts, play games or just visit with the residents.

READING ILLINI

This outreach program puts our student-athletes in a position where they can promote the importance of literacy to young people. Student-athletes work with elementary school age students one on one or in small groups reading books or playing word games in an effort to help children improve their reading skills and vocabulary.

RELAY FOR LIFE

Several teams and individual student-athletes each year raise money for the American Cancer Society by taking part in their annual Relay for Life.

SCHOOL VISITS (ELEMENTARY AND MIDDLE)

Student-athletes make regular visits to schools in the Champaign-Urbana area to visit with children in classrooms or for all-school assemblies to address a variety of topics such as the importance of staying in school, making good grades, staying away from drugs and alcohol, and treating others with respect. Visits can be made to individual classrooms, school groups, or all-school assemblies.



SPECIAL SPECTATORS

Fighting Illini student-athletes partner each year with the non-profit organization, Special Spectators, to bring children undergoing treatment in the Carle Hospital Oncology Center to a football game. Prior to the game, student-athletes from other sports visit with the kids at a Tailgate Party held in their honor.

STAY IN BOUNDS (CHARACTER EDUCATION PROGRAM)

Illini student-athletes visit local schools to promote and teach citizenship through sports while encouraging students of the importance of good character and ethical conduct.

STUDENT-ATHLETE ADVISORY BOARD (SAAC) CAMPUS CLEAN UP

Every April, SAAC assigns each intercollegiate athletic team an area of campus to beautify. SAAC reps organize their teams in helping to do their part to spruce up our campus.


STUDENT-ATHLETE ADVISORY BOARD (SAAC) CLOTHING DRIVE

Each November, the Student-Athlete Advisory Committee (SAAC) organizes a clothing drive and donates all clothing collected to a local shelter.

YMCA

Illini student-athletes have taken part in Free Friday Nights and their Easter Egg Hunt and egg decorating party.

MEDIA TRADITION RECORDS REVIEW ILLINI COACHES ILLINOIS BASKETBALL



One of the most dramatic and dignified traditions in college athletics is the performance of Chief Illiniwek at the University of Illinois. Since 1926, this symbol has stirred pride and respect in audiences at Memorial Stadium, the Assembly Hall and Huff Hall.

Illiniwek (pronounced "ill-EYE-nih-wek") was the name of the loose confederation of Algonquin tribes that once lived in the region. The French changed the ending to "ois" in naming what became the state of Illinois. Illiniwek means "they are men" and former Illinois football coach Robert Zuppke is believed to have suggested calling the UI symbol Chief Illiniwek.

In 1926, Assistant Band Director Ray Dvorak conceived the idea of performing an American Indian dance during halftime of the Illinois vs. Pennsylvania football game in Philadelphia. Lester Leutwiler, a student interested in Indian lore, was chosen for the role. Leutwiler's performance, done in a homemade costume, was received so well that he was asked to continue his dance through the 1928 season.

A. Webber Borchers, the second Chief Illiniwek, was the first to appear in authentic American Indian regalia. He initiated a campaign to raise money to replace his homemade outfit with an authentic one, but with the Depression on, he received just \$15 dollars. However, a Champaign merchant stepped in to fund the rest and Borchers was off.

He recalled: "In the summer of 1930, I went, at my own expense, to the Pine Ridge reservation in South Dakota. I hitchhiked out, called an Indian agent and explained my mission. He and an Indian trader called in an older Sioux woman. She and two younger women made the suit."

On Nov. 8, 1930, in New York's Yankee Stadium, Illinois faced Army in the seventh game of the season. It was there that Borchers made the first appearance of Chief Illiniwek in that outfit. Since then, five different authentic outfits have been used by Chief Illiniwek. The one used in performances now was purchased in 1983 from Sioux Chief Frank Fools Crow, and is topped by a headdress of turkey feathers.

This year marks the 81st year of Chief Illiniwek.

CHIEF ILLINIWEKS

Here are the names of the individuals who have portrayed Chief Illiniwek:

- | | |
|--------------------------------------------------------------|--------------------------------------------------------|
| 1. Lester G. Leutwiler, Urbana
1926, 27, 28 | 19. Gary Simpson, Fairfield
1968, 69 |
| 2. A. Webber Borchers, Decatur
1929, 30 | 20. John Bitzer, Shelbyville
1970, 71, 72, 73 |
| 3. William A. Newton, Chicago
1931, 32, 33, 34 | 21. Mike Gonzalez, Jacksonville
1974, 75, 76 |
| 4. Edward C. Kalb, Springfield
1935, 36, 37, 38 | 22. Matt Gawne, Oak Park
1977, 78, 79 |
| 5. John Grable, Overland, Mo.
1939, 40 | 23. Pete Marzek, Berwyn
1980 |
| 6. Glen Holthaus, St. Louis, Mo.
1941, 42 | 24. Scott Christensen, Bloomington
1981, 82, 83 |
| 7. Idelle Stith, Fairfax, Okla.
1943 (Princess Illiniwek) | 25. William Forsyth, Springfield
1984, 85 |
| 8. Kenneth Hanks, Raymond
1944 | 26. Michael Rose, Tulsa, Okla.
1986, 87 |
| 9. Robert Bitzer, Collinsville
1945, 46 | 27. Tom Livingston, LaGrange
1988, 89 |
| 10. Robert Bischoff, St. Louis, Mo.
1947 | 28. Kurt Gruben, Rochelle
1990, 91 |
| 11. James A. Down, East St. Louis
1948, 49, 50 | 29. Steve Raquel, Champaign
1992 |
| 12. William G. Hug, Park Ridge
1951, 52 | 30. Jeff Beckham, Bourbonnais
1993 |
| 13. Gaylord Spotts, Jacksonville
1953, 54, 55 | 31. John Creech, London, Ky.
1994, 1995 |
| 14. Ronald S. Kaiser, Clayton, Mo.
1956 | 32. Scott Brakenridge, Western Springs
1996, 97 |
| 15. John W. Forsyth, Olney
1957, 58, 59 | 33. John Madigan, Philo
1998, 1999, 2000 |
| 16. Ben Forsyth, Olney
1960, 61, 62, 63 | 34. Matthew Veronie, South Holland
2001, 2002, 2003 |
| 17. Fred Cash, Urbana
1964, 65 | 35. Kyle Cline, Decatur
2004, 2005 |
| 18. Rick Legue, Champaign
1966, 67 | 36. Dan Maloney, Galesburg
2006 |

SCHOOL SONGS

ILLINOIS LOYALTY

We're loyal to you Illinois
We're "Orange and Blue," Illinois
We'll back you to stand
'gainst the best in the land
For we know you have sand,
Illinois
Rah! Rah!
So crack out the ball Illinois
We're backing you all Illinois
Our team is the fame protector;
On boys, for we expect a
Victory from you Illinois
Chehee, Cheha, Cheha-ha-ha
Go Illini Go
Illinois, Illinois, Illinois
Fling out that dear old flag of
Orange and Blue
Lead on your sons and daughters,
Fighting for you;
Like men of old, on giants
Placing reliance, shouting defiance
Oskee-wow-wow!
Amid the broad green plains
That nourish our land,
For honest labor
and for learning we stand,
And unto thee we pledge
our heart and hand,
Dear Alma Mater, Illinois

HAIL TO THE ORANGE

Hail to the Orange
Hail to the Blue
Hail Alma Mater,
Ever so True.
We love no other,
so let our motto be
Victory, Illinois, Varsity.

OSKEE-WOW-WOW

Old Princeton yells her tiger
Wisconsin her varsity
And they give the same old Rah!
Rah! Rah!
At each university
But the yell that always thrills me,
And fills my heart with joy,
Is the good old Oskee-wow-wow,
That they yell at Illinois
Chorus
Oskee-wow-wow, Illinois
Our eyes are all on you
Oskee-wow-wow, Illinois
Wave your Orange and Blue,
Rah! Rah!
When your team trots out before you
Ev'ry man stand up and yell
Back the team to gain a victory
Oskee-wow-wow, Illinois

THE COACHING STAFF



HEAD COACH BRUCE WEBER	44-47
ASSISTANT COACH WAYNE McCLAIN	48
ASSISTANT COACH JAY PRICE	49
ASSISTANT COACH TRACY WEBSTER	50
ASSISTANT TO THE HEAD COACH GARY NOTTINGHAM	51
DIRECTOR OF SPORTS MEDICINE AL MARTINDALE	52
DR. ROBERT GURTNER AND DR. JEFF KYROUAC	52
DIRECTOR OF BASKETBALL OPERATIONS ROD CARDINAL	53
ADMINISTRATIVE SECRETARY CINDY BUTKOVICH	53
GRADUATE ASSISTANT JEREMY IZZO	53
DIA ADMINISTRATION / BASKETBALL SUPPORT STAFF	54-55
BASKETBALL MANAGERS	55
RICHMOND ENDOWMENT	56



ILLINOIS BASKETBALL
COACHES
ILLINI
REVIEW
RECORDS
TRADITION
MEDIA

THE WEBER FILE

BORN
Oct. 19, 1956, in Milwaukee, Wis.

HOMETOWN
Milwaukee, Wis.

FAMILY
Wife, Megan;
Daughters, Hannah, Christy and Emily

EDUCATION
High School:
Milwaukee Marshall High School (1974)

COLLEGE
University of Wisconsin-Milwaukee (B.S., education, 1978)
Western Kentucky University (M.S., education administration and physical education, 1981)

COACHING EXPERIENCE
Western Kentucky
Asst. Coach, 1980
Purdue
Asst. Coach, 1981-98
Southern Illinois
Head Coach, 1999-2003
Illinois
Head Coach, 2004-07

BRUCE WEBER HAS WON 192 GAMES AS A HEAD COACH, WHICH ARE THE THIRD MOST WINS IN NCAA HISTORY BY A COACH AFTER HIS FIRST EIGHT SEASONS.

The Illinois basketball program has enjoyed unprecedented success both in the Big Ten and nationally under Head Coach Bruce Weber during his three-year tenure.

Despite losing three starters and 63 percent of its scoring from the 2004-05 NCAA runner-up squad, Weber directed the 2005-06 Illini to a third consecutive 25-win season, a runner-up finish in the Big Ten, the second round of the NCAA Tournament, and a ranking among that nation's top 17 teams throughout the entire season. The Illini spent the majority of 2005-06 ranked in the Top 10 and recorded 26 wins on the year to tie the fourth-winningest season in school history.

Weber has won 89 games during his first three years at Illinois, which are the most wins ever by a Big Ten coach in his first three seasons, and are the second-most wins ever by a Big Ten coach over any period of three-straight seasons. He owns the best winning percentage in the 101-year history of Big Ten basketball, having won 84.8 percent of his games while at Illinois (89-16). Weber also ranks as the second-winningest coach in the nation over the last five seasons, totaling 141 victories.

Weber has won 73.3 percent of his games during his eight-year tenure as a head coach (192-70), which is the eighth best winning percentage in the nation among active Div. I coaches. Weber's 192 victories rank as the third-most wins by a head coach in NCAA Div. I history through eight seasons.

Weber has earned a solid reputation in the college ranks and with NBA personnel as a coach who stresses player development and fosters an unselfish brand of basketball where the most important facet is team chemistry. Weber strives for an up-tempo motion offense coupled with hard-nosed man-to-man defense, traits that translate well to the NBA game.

Weber has had four players selected in the NBA Draft over the past two years, as Deron Williams (No. 3, Utah Jazz) and Luther Head (No. 24, Houston Rockets) were taken in the first round of the 2005 Draft and James Augustine (No. 41, Orlando Magic)

and Dee Brown (No. 46, Utah Jazz) were chosen in the second round of the 2006 Draft. Utah's selection of Williams at No. 3 overall in the 2005 lottery made him the highest drafted player in Illinois history.

Weber's second year at Illinois, the 2004-05 season, will be remembered as the greatest in Fighting Illini history, in a remarkable year where Illinois celebrated its centennial season of basketball. The Illini reeled off 29 straight wins to start the year, tying the 12th-best start in NCAA Div. I history and the third-best start in Big Ten history. Illinois also secured its second-straight outright Big Ten championship with a 15-1 league record, as Weber became the first coach in Big Ten history to win consecutive outright titles in his first two seasons. Illinois then added a Big Ten Tournament championship in addition to its regular season title.

Illinois won 37 games on the year to tie the NCAA record for victories in a season. The UI made its first Final Four appearance in 16 years and advanced to the NCAA Championship game for the first time in school history, finishing as the national runner-up. The Illini were ranked No. 1 in the nation for 15 straight weeks, including a first-ever No. 1 ranking in the final Associated Press poll.

With all that Illinois accomplished during the season, it is no surprise that Weber swept the 2005 National Coach of the Year awards, claiming the following: the Naismith Award, the most prestigious coaching award in college basketball; the Henry Iba Award, presented by the U.S. Basketball Writers Association; and, the Adolph F. Rupp Cup. Weber was also named National Coach of the Year by the NABC, *Associated Press*, *The Sporting News*, *Basketball Times*, CBS/Chevrolet, Victor Awards and Nike Championship Basketball Clinic.

It took just one season for Weber to etch his name in the Big Ten and Illinois record books after leading the Fighting Illini to its first outright Big Ten title in 52 years during the 2003-04 season. In leading his young team that featured just one senior on the roster, Weber became just the third coach in the history of the Big Ten to win an outright title in his first season. Illinois

WEBER HAS WON 84.8 PERCENT OF HIS GAMES AS HEAD COACH AT ILLINOIS (89-16), WHICH IS THE BEST WINNING PERCENTAGE IN THE 101-YEAR HISTORY OF BIG TEN BASKETBALL.

“WHEN I TOOK THE JOB AT THE UNIVERSITY OF ILLINOIS, I SAID WE HAD AN OPPORTUNITY TO WIN THE NATIONAL CHAMPIONSHIP, AND WE CAME WITHIN A SHOT OF DOING THAT TWO YEARS AGO. THE GOAL OF OUR PROGRAM NOW IS TO MAINTAIN THAT HIGH LEVEL AND WIN A NATIONAL CHAMPIONSHIP FOR ILLINOIS.”

-Illini Head Coach Bruce Weber

WEBER IS THE NATION'S SECOND WINNINGEST COACH OVER THE LAST FIVE YEARS WITH 141 VICTORIES.

had to win 10 straight to end the regular season to claim the championship, including six-straight wins on the road.

Illinois' 26 wins in 2003-04 tied the fourth-winningest season in school history. Weber also led the Illini to the Sweet Sixteen with NCAA Tournament victories over Murray State and Cincinnati.

Weber took charge as the 16th Fighting Illini men's basketball coach on April 30, 2003, after spending the previous five seasons as head coach at Southern Illinois University. He led the Salukis to the top of the Missouri Valley Conference with championships in 2002 and 2003 before continuing the trend at Illinois where the Illini have won outright Big Ten titles in two of his first three seasons.

Energetic and personable, Weber has appeared on numerous national radio and television programs. Fame and success have not changed him, as he remains generous and humble. On road trips, no job is beneath him as he often helps team managers load the bus or passes out drinks and sandwiches to his players and staff. Weber's warm personality has made him a popular figure in the state of Illinois, as he is a frequent guest at civic clubs, booster club meetings, golf outings and many other speaking engagements.

In his five seasons at SIU, Weber took the Saluki program to the top of the Missouri Valley Conference, winning league titles in 2002 and 2003. He posted records of 28-8 and 24-7 in his last two seasons, leading the Salukis to back-to-back NCAA Tournament appearances, including a run to the Sweet Sixteen in 2002 with wins over Texas Tech and Georgia at the United Center in Chicago. His .689 (62-28) winning percentage in MVC play ranked 12th in the long history of the league. Weber earned Missouri Valley Conference Coach-of-the-Year honors following the 2003 season.

The trademark of Bruce Weber-led teams has been fundamentally sound defense, holding opponents to 40 percent shooting from the field in 2002 and 2003, 42 percent in 2004, 41 percent in 2005, and 40 percent in 2006. Illinois led the Big Ten and ranked 11th in the nation in scoring defense in 2006, giving up an average of only 58.7 points. On the offensive end, the Salukis averaged 75.5 points in 2002 and 74.5 points in 2003, while Illinois led the Big Ten in scoring in 2004, averaging 72.8 points, and ranked second in 2005, averaging 77 points.

At the age of 50, Weber has 27 years of coaching experience at the collegiate level with one season at Western Kentucky under Keady before moving with the long-time Boilermaker coach to West Lafayette the following year. He was named the Southern Illinois head coach prior to the 1998-99 season. In his one season at Western Kentucky, the Hilltoppers won the Ohio Valley Conference and advanced to the NCAA Tournament. In Weber's 18 years at Purdue, the Boilermakers won six Big Ten titles, played in 14 NCAA Tournaments and had three NIT appearances. His association

with Keady also allowed Weber to gain experience on the international level. He was an assistant coach for the USA Team at the World University Games in 1989 and head court coach for the Pan American team trials in 1991. Weber assisted Gene Keady in preparation for the Jones Cup, World University Games and Pan American Games.

Born Oct. 19, 1956, the Milwaukee-native began his career as a volunteer assistant coach at Madison High School in Milwaukee and a varsity assistant at Marquette University High School.

Weber earned a bachelor's degree in education from Wisconsin-Milwaukee in 1978 and a master's degree in education administration and physical education from Western Kentucky in 1981.

Bruce and his wife, Megan, have three daughters, Hannah, Christy and Emily.



WEBER'S 89 VICTORIES AT ILLINOIS ARE THE MOST WINS BY A BIG TEN COACH AFTER HIS FIRST THREE YEARS, AND THE SECOND MOST WINS EVER BY A BIG TEN COACH OVER ANY THREE-YEAR PERIOD.

HEAD COACH BRUCE WEBER

WEBER'S CAREER COACHING RECORD

ASSISTANT COACH

Western Kentucky University (1980), Head Coach Gene Keady

	<u>Overall Record</u>	<u>Postseason Play</u>
1979-80	21-8 (.724)	NCAA, OVC Champs

Purdue University (1981-1998), Head Coach Gene Keady

	<u>Overall Record</u>	<u>Postseason Play</u>
1980-81	21-11 (.656)	NIT Final Four
1981-82	18-14 (.563)	NIT Runner-Up
1982-83	21-9 (.700)	NCAA 2nd Round
1983-84	22-7 (.759)	NCAA, Big Ten Champs
1984-85	20-9 (.690)	NCAA
1985-86	22-10 (.688)	NCAA
1986-87	25-5 (.833)	NCAA 2nd Round, Big Ten Champs
1987-88	29-4 (.879)	NCAA Sweet 16, Big Ten Champs
1988-89	15-16 (.484)	
1989-90	22-8 (.733)	NCAA 2nd Round
1990-91	17-12 (.586)	NCAA
1991-92	18-15 (.545)	NIT
1992-93	18-10 (.643)	NCAA
1993-94	29-5 (.853)	NCAA Elite Eight, Big Ten Champs
1994-95	25-7 (.781)	NCAA 2nd Round, Big Ten Champs
1995-96	26-6 (.813)	NCAA 2nd Round, Big Ten Champs
1996-97	18-12 (.600)	NCAA 2nd Round
1997-98	28-8 (.778)	NCAA Sweet 16

HEAD COACH

Southern Illinois University (1999-2003)

	<u>Overall Record</u>	<u>Postseason Play</u>
1998-99	15-12 (.556)	
1999-2000	20-13 (.606)	NIT
2000-01	16-14 (.533)	
2001-02	28-8 (.778)	NCAA Sweet 16, MVC Champs
2002-03	24-7 (.774)	NCAA, MVC Champs
Five Years	103-54 (.656)	

University of Illinois (2004-06)

	<u>Overall Record</u>	<u>Postseason Play</u>
2003-04	26-7 (.788)	NCAA Sweet 16, Big Ten Champs
2004-05	37-2 (.949)	NCAA Runner-Up, Big Ten Champs, Big Ten Tourney Champs
2005-06	26-7 (.788)	NCAA Second Round
Three Years	89-16 (.848)	


8-Year Head Coaching Record: 192-70 (.733)

Big Ten Record: 39-9 (.813)

NCAA Tournament Record: 10-5 (.667)

Assistant Coaching Record: 415-176 (.702)

Total Division I Coaching Record: 607-246 (.712)



WEBER IS THE ONLY COACH IN BIG TEN HISTORY TO WIN BACK-TO-BACK OUTRIGHT CONFERENCE CHAMPIONSHIPS IN HIS FIRST TWO SEASONS.



The Weber Family: Christy, Emily, Bruce, Megan and Hannah.

WEBER HAS HELPED PRODUCE FOUR NBA DRAFT PICKS OVER THE LAST TWO YEARS: DERON WILLIAMS (NO. 3, UTAH) AND LUTHER HEAD (NO. 24, HOUSTON) IN THE FIRST ROUND IN 2005, AND JAMES AUGUSTINE (NO. 41, ORLANDO) AND DEE BROWN (NO. 46, UTAH) IN THE SECOND ROUND IN 2006.

HEAD COACH BRUCE WEBER

THE WEBER FILE

COACHING EXPERIENCE

- 2004-07 University of Illinois, Head Coach
- 1999-03 Southern Illinois University, Head Coach
- 1981-98 Purdue University, Assistant Coach
- 1980 Western Kentucky University, Assistant Coach

COACHING HONORS

- 2005 Naismith Men's College Coach of the Year
- 2005 *Associated Press* National Coach of the Year
- 2005 Adolph F. Rupp Cup Recipient
- 2005 Henry Iba Award Winner (USBWA)
- 2005 NABC National Coach of the Year
- 2005 Chevrolet/CBS National Coach of the Year
- 2005 *The Sporting News* National Coach of the Year
- 2005 *Basketball Times* National Coach of the Year
- 2005 Victor Awards National Coach of the Year
- 2005 Nike Championship Basketball Clinic Coach of the Year
- 2005 Big Ten Coach of the Year
- 2003 Missouri Valley Conference Coach of the Year

EDUCATION

- Milwaukee John Marshall High School, 1974
- University of Wisconsin-Milwaukee, B.S. in Education, 1978
- Western Kentucky University, M.S. in Education Administration and Physical Education, 1981

PERSONAL

- Born Oct. 19, 1956, Milwaukee, Wis.
- Wife: Megan; Daughters: Hannah, Christy and Emily

COACHING EXPERIENCE

1980 - WESTERN KENTUCKY UNIVERSITY

Assistant coach at Western Kentucky under Gene Keady, helping the Hilltoppers to a 21-8 record and NCAA Tournament Appearance.

1981-98 - PURDUE UNIVERSITY

Followed Gene Keady and served as assistant coach for 18 years • Purdue had an overall 394-168 record during that time span • During his 18-year stint, Purdue advanced to postseason play 17 times, including 14 times to the NCAA Tournament and three appearances in the NIT • The Boilers won six Big Ten titles during his 18 seasons.

1999-2003 - SOUTHERN ILLINOIS UNIVERSITY

Appointed head coach at Southern Illinois University in April, 1998 • Registered an overall coaching record of 103-54 in five seasons, but over his final two seasons compiled a 52-15 mark • Led SIU to Missouri Valley Conference titles in 2002 and 2003 • Took the Salukis to the 2002 NCAA Sweet 16 with a 28-8 mark • Earned MVC Coach of the Year honors after winning second conference title with 24-7 record in 2003 • Took SIU to the NIT in 2000 with a 20-13 mark • Finished his SIU career with a 62-28 record in MVC play, 12th-best winning percentage (.689) in conference history.

2004-06 - UNIVERSITY OF ILLINOIS

Named Illinois' 16th head coach on April 30, 2003 • Directed 2004 Illini to its first outright Big Ten championship since 1952 and led Illinois to the NCAA Sweet 16 • Just the third Big Ten coach ever to win an outright league title in his first season • Led Illini to best start in school history and third best start in Big Ten history with 29-0 beginning to 2005 season • Named Big Ten Coach of the Year after directing Illinois to a second straight outright conference title, becoming the first coach in Big Ten history to win consecutive outright titles in his first two seasons • Also led Illini to 2005 Big Ten Tournament title • Swept 2005 National Coach of the Year awards after leading Illinois to NCAA Runner-Up finish and 37 victories on the season, tying the most wins in a single season in NCAA history • Directed Illinois to 26 wins and national top-15 ranking in 2006 • Has won 84.8 percent of his games as head coach at Illinois (89-16), which is the best winning percentage in the 101-year history of Big Ten basketball.

WEBER'S CAREER HEAD COACHING RECORD VS. ALL OPPONENTS

Opponent	W-L	Evansville	9-2	Michigan	4-1	SE Missouri State	5-1
Air Force	1-0	Fairleigh Dickinson	1-0	Michigan State	4-1	SW Missouri State	6-7
Arizona	1-0	Florida A&M	1-0	Minnesota	5-0	Temple	1-0
Arkansas	2-0	George Mason	2-0	Mississippi	0-1	Tennessee	0-1
Arkansas-Little Rock	1-0	Georgetown	2-0	Missouri	3-1	Tennessee-Martin	2-0
Ball State	1-1	Georgia	1-0	Murray State	4-1	Texas-Pan American	1-0
Belmont	1-0	Gonzaga	1-0	Nevada	1-0	Texas Southern	1-0
Bradley	5-7	Hartford	1-0	North Carolina	1-2	Texas Tech	1-0
Brigham Young	0-1	Illinois	0-1	Northern Iowa	7-3	Troy State	0-1
BYU-Hawaii	1-0	Illinois-Chicago	4-2	Northwestern	6-1	Tulsa	1-0
Cal State-Northridge	2-0	Illinois State	9-3	Northwestern State	1-0	Valparaiso	1-0
Charlotte	1-1	Indiana	5-2	Oakland	1-0	Va. Commonwealth	1-0
Chicago State	1-0	Indiana State	9-2	Ohio State	3-2	Wake Forest	1-0
Cincinnati	2-0	Iowa	5-1	Oregon	2-1	Washington	0-1
Colorado	1-0	Iowa State	1-0	Penn State	4-1	Western Illinois	1-0
Colorado State	1-1	Long Beach State	1-1	Providence	0-1	Western Kentucky	1-1
Connecticut	0-1	Longwood	1-0	Purdue	4-1	Wichita State	10-1
Coppin State	1-0	Louisville	1-0	Rutgers	1-0	Wisconsin	5-2
Creighton	5-7	Md.-Eastern Shore	1-0	Saint Louis	3-2	Wis.-Milwaukee	2-0
Delaware State	1-0	Massachusetts	1-0	St. Mary's (Calif.)	1-0	Xavier	1-0
Drake	9-1	Memphis	1-0	Santa Clara	0-1	Total	192-70 (.733)
Duke	0-1	Mercer	1-0	South Dakota State	1-0		



THE McCLAIN FILE

HOMETOWN

Peoria, Ill.

FAMILY

Children, Sergio and Brindeshie

EDUCATION

Illinois State, M.S., 1982

COACHING EXPERIENCE

1977-94

Assistant Coach

Peoria (Ill.) Manual High School

1995-2001

Head Coach

Peoria (Ill.) Manual High School

2002-07

Assistant Coach

University of Illinois

“WAYNE HAS GIVEN US CONTINUITY IN THE PROGRAM AND IS A PERSON WHO IS KNOWN AND RESPECTED THROUGHOUT THE STATE OF ILLINOIS BECAUSE OF HIS PROGRAM AT MANUAL. BOTH HIS SON AND DAUGHTER ATTENDED THE UNIVERSITY, SHOWING HE HAS GREAT PRIDE IN ILLINOIS.”

—Bruce Weber

Wayne McClain is in his sixth year with the Fighting Illini coaching staff after a legendary prep career at Peoria Manual High School. He came to Illinois following an illustrious seven-year career as head coach at Manual where he led the Rams to three-straight AA state championships in his first three years as coach. *USA Today* named his 1997 squad, led by future Illini Sergio McClain, Marcus Griffin and Frank Williams, National High School Champions, and the senior McClain was named National High School Coach of the Year.

The Rams had records of 32-2, 31-2 and 31-1 in his first three seasons as head coach, winning state titles each season. McClain also earned Illinois Basketball Coaches Association Coach of the Year in 1995, '96 and '97. The Rams won Midstate Six Conference titles in each of his first five years as head coach, while Manual also advanced to the Sweet Sixteen of the AA state tournament in 1998 and 1999.

He began his high school career in 1977, serving as an assistant basketball coach to the legendary Dick Van Scyoc for 18 years until being named head coach in 1995. McClain helped the Rams to the first of four straight state titles in 1994. His teaching career

includes teaching at the sixth grade level, teaching high school physical education and as the Manual High School Dean of Students.

Wayne's son, Sergio, was a player on all four Manual state championship squads prior to his career at Illinois, where he helped the Illini to two Big Ten titles. While at Manual, McClain coached four future Illini players including Jerry Hester, Marcus Griffin, his son, Sergio, and Frank Williams.

McClain earned a master's degree in physical education at Illinois State University in 1982 while teaching at Manual.

McClain has two children. His son, Sergio, competed four years as a student-athlete on the UI men's basketball team from 1998-2001 and graduated from Illinois, and his daughter, Brindeshie, also graduated from the U of I.



Wayne McClain is in his sixth season as an Illini assistant coach.



“JAY IS ONE OF THE MOST EXPERIENCED COACHES IN THE BIG TEN AND KNOWS WHAT IT TAKES TO BE SUCCESSFUL IN OUR CONFERENCE. HE HAS EXPERIENCE IN EVERY ASPECT OF HELPING RUN A COLLEGE PROGRAM, INCLUDING RECRUITING, SCHEDULING, TRAVEL, SUMMER CAMPS, SCOUTING AND PLAYER DEVELOPMENT.”

—Bruce Weber

Jay Price is in his fourth season at Illinois after he joined the Fighting Illini basketball staff on May 14, 2003. In addition to his coaching and scouting responsibilities, Price handles a number of administrative duties for the Illini program.

Price came to Illinois after spending 10 years as an assistant coach at Purdue under Gene Keady. Price served as Purdue’s recruiting coordinator and oversaw camps, team travel and scheduling along with his coaching duties. During his time at Purdue the Boilermakers compiled a record of 220-105 (.677), winning three Big Ten championships and earning eight NCAA Tournament berths. Weber and Price worked together as assistants on the Purdue staff for five seasons, from 1994-98.

Price began his coaching career with a two-year stint as an assistant at Oklahoma under former coach Billy Tubbs before going to Purdue. During that time, he

also served as manager for the U.S. Olympic men’s basketball “Dream Team” while the squad practiced in the United States during the summer of 1992.

A native of Oklahoma City, Okla., Price was a basketball manager at Kansas for four years under former coaches Larry Brown and Roy Williams, serving as head manager for Williams as both a junior and senior. During his time at Kansas, the Jayhawks won the national championship in 1988 and finished as national runner-up in 1991.

Price is currently the vice president of the NABC assistant coaches committee.

Price received a bachelor’s degree in journalism from Kansas in 1991. He and his wife, Beth have a daughter, Katherine.



The Price Family: Beth, Katherine and Jay.

MEDIA

TRADITION

RECORDS

REVIEW

ILLINI

COACHES

ILLINOIS BASKETBALL

THE PRICE FILE

HOMETOWN
Oklahoma City, Okla.

FAMILY
Wife, Beth;
Daughter, Katherine

EDUCATION
Kansas, B.S., 1991

COACHING EXPERIENCE
1992-93
Assistant Coach
University of Oklahoma

1994-2003
Assistant Coach
Purdue University

2004-07
Assistant Coach
University of Illinois



“TRACY HAS GIVEN US ANOTHER GREAT CONNECTION TO CHICAGO AFTER A TERRIFIC CAREER AT THORNTON HIGH SCHOOL. HE KNOWS THE BIG TEN, AFTER PLAYING AT WISCONSIN AND WORKING AS AN ASSISTANT AT PURDUE. IN HIS CAREER AT THE DIVISION I LEVEL, TRACY HAS HAD THE OPPORTUNITY TO BRANCH OUT AND RECRUIT MANY AREAS OF THE COUNTRY, MAKING HIM EVEN MORE VALUABLE.”

—Bruce Weber

THE WEBSTER FILE

HOMETOWN

Harvey, Ill.

FAMILY

Wife, Shenetta

EDUCATION

Wisconsin, B.A., 1995

COACHING EXPERIENCE

1997-98

Assistant Coach
Verona (Wis.) High School

1999

Assistant Coach
University of Wisconsin-Parkside

2001-03

Assistant Coach
Ball State University

2004

Assistant Coach
Purdue University

2005-07

Assistant Coach
University of Illinois

Tracy Webster is in his third season as an assistant coach with the Illini after being hired on May 17, 2004.

A native of Harvey, Ill., Webster came to Illinois after serving as an assistant at Purdue in 2003-04.

Prior to coaching in the Big Ten Conference, Webster spent three seasons as an assistant at Ball State from 2001-03. While in Muncie, Ind., he helped Ball State to the school's first outright Mid-American Conference West Division Championships and the Elite Eight of the National Invitational Tournament in 2002.

Webster was a three-year letterwinner and three-time team captain at the University of Wisconsin from 1992-94. He was team MVP and earned second-team All-Big Ten honors in 1992, was a third-team all-conference pick in '93 and earned honorable mention honors in '94.

Webster is the Wisconsin school record holder for career assists (501) and ranks No. 2 in career steals (183). He also stands 12th on the Badgers' career scoring chart with 1,264 points. He owns two Wisconsin season records, setting marks for 3-point percentage (.490 in 1991-92) and assists (179 in 1992-93).

After wrapping up his playing career, Webster served as the coordinator of community outreach programs at Wisconsin from 1994-97. He began his coaching career as the head freshman and varsity assistant coach at Verona High School in Wisconsin from 1997-98. He then served as an assistant at the Division II level at Wisconsin-Parkside during the 1998-99 season.

Prior to his tenure at Ball State, Webster spent 1999-2000 as the director of Webster Extramural Basketball Productions and as a care coordinator at Willowglen Academy in Milwaukee.

Webster earned his bachelor's degree from Wisconsin in 1995. He is married to the former Shenetta Richardson.



The Websters: Shenetta and Tracy.



“GARY HAS BROUGHT A TON OF EXPERIENCE TO OUR PROGRAM, SINCE HE WAS NAMED A HEAD COACH AT THE AGE OF 26. HE HAS BEEN A TRUSTED FRIEND SINCE WE WERE TOGETHER AT WESTERN KENTUCKY.”

—Bruce Weber

Bruce Weber hired Gary Nottingham as assistant to the head coach for the program on June 11, 2003.

Nottingham, who worked with Weber as a graduate assistant at Western Kentucky, was head coach at Glenville State College from 1983-1997 and at the University of South Carolina-Spartanburg from 1997-2002, compiling an overall record of 272-262. At the end of the 2002 season at Spartanburg, Nottingham ranked among the Top 50 in career wins among the 290 active NCAA Div. II basketball coaches.

Nottingham was just 26 years old when he earned his first head coaching position at Glenville in 1983. He was the 1993 West Virginia Conference Coach of the Year after leading Glenville to a 21-5 record and No. 18 ranking in NAIA, the school's best season since 1942. The Pioneers finished second in the WVC that season with 17 league wins (a school record), the school's highest conference finish since '42. Nottingham led Glenville to second place at the 1995 WVC Tournament and to five semifinal appearances in his 14 seasons.

His best season at South Carolina-Spartanburg came in 1998 when he led the Rifles to a 22-7 mark, the NCAA Div. II Regional Semifinals and Top 20 national ranking. Spartanburg won the 1998 Peach Belt Championship.

Nottingham earned a bachelor's degree from Glenville State in 1979 and a master's degree from Western Kentucky in 1980. He and his wife, Jennifer, have two children, Paulina and Jacob Quin.

THE NOTTINGHAM FILE

HOMETOWN

Gassaway, W.V.

FAMILY

Wife, Jennifer;
Children, Paulina and Jacob Quin

EDUCATION

Glenville State, B.S., 1979
Western Kentucky, M.S., 1980

COACHING EXPERIENCE

1981-83

Assistant Coach
Glenville State College

1984-97

Head Coach
Glenville State College

1998-2002

Head Coach
University of South
Carolina-Spartanburg

2004-07

Assistant to the Head Coach
University of Illinois



The Nottingham Family: Jacob Quin, Gary, Jennifer and Paulina.

MEDIA

TRADITION

RECORDS

REVIEW

ILLINI

COACHES

ILLINOIS BASKETBALL



The Sports Medicine Staff: Dr. Jeff Kyrouac, Al Martindale and Dr. Robert Gurtler.

When it comes to sports medicine, the University of Illinois has the finest in medical personnel to keep the Fighting Illini basketball players healthy and on the court. The sports medicine staff's No. 1 goal is the prevention of injuries, but in the unfortunate event of an injury the staff works diligently to get the athlete back into playing condition as quickly as possible.

The sports medicine team would not be complete without the team physicians, who tend to the medical needs of the student-athletes.

Dr. Robert Gurtler is the head team physician/orthopedic physician and Dr. Jeff Kyrouac is the team physician.

Gurtler has been on the team's medical staff since 1984. He is responsible for treating orthopedic injuries to athletes in varsity sports. In addition to his duties with the U of I, Gurtler has a private practice at Carle Hospital, focusing primarily on sports-related injuries.

Kyrouac is in his fourth season in this capacity for the UI basketball program, and has served the Fighting Illini football program since January 2001. He provides consultations to the athletic training staff. He received his M.D. from Southern Illinois University, School of Medicine in 1980 and is certified by the American Board of Internal Medicine. He serves as a clinical Assistant Professor of Medicine at the University of Illinois College of Medicine.

AL MARTINDALE

ATHLETIC TRAINER/ DIRECTOR OF SPORTS MEDICINE

The basketball athletic training staff is headed by Director of Sports Medicine Al Martindale, who is in his 27th year as a head trainer at the Division I level, his 24th year at Illinois and his fourth with the Illini basketball squad.

The native of Postville, Iowa, spent six years at the University of Hawaii, including three as head trainer, before accepting the Illinois position.

Martindale received his B.S. in physical education from Upper Iowa University in 1973. From UIU he went to Indiana State, where he earned a master's degree in 1974. His next stop was Moline (Ill.) High School, where he spent three years before taking the position at Hawaii.

In addition to working with the basketball team, Martindale's responsibilities include the prevention and treatment of injuries for athletes in all 19 of Illinois' varsity sports. He also supervises seven full-time assistants, two graduate assistants and more than two dozen student trainers.

Martindale was inducted into the Upper Iowa University Sports Hall of Fame during the summer of 2005 and is also a member of the Illinois Athletic Trainers Hall of Fame.

Martindale and his wife, Lisa, have two children, Meghan and Marc, and live in Champaign.



The Martindale Family: Marc, Al, Lisa and Meghan.

ROD CARDINAL

DIRECTOR OF BASKETBALL OPERATIONS

After 30 years as head athletic trainer of the Fighting Illini men's basketball team, Rod Cardinal is in his fourth year as director of basketball operations. Cardinal handles many aspects of the basketball program, including coordinating all travel plans for the team. He also spent two years in charge of preparations for the centennial celebration of Illinois basketball, which took place throughout the 2004-05 season.

Cardinal joined the Illinois staff as assistant athletics trainer at the UI in July 1973 and retired from that position in the summer of 2003 as one of the most respected athletic trainers in the nation. Prior to his appointment at Illinois, he served in a similar capacity as athletic trainer at the U.S. Military Academy.

A native of Blaine, Minn., Cardinal graduated from Southwest State University (Minn.) in 1971 with a B.S. in health and physical education. He was a student trainer in high school, and in college for three years prior to his West Point position. He also played varsity basketball in college.

Cardinal earned a master's degree in 1977 from Illinois in physical education and sports medicine with an additional emphasis in educational administration. He received the Alumni Achievement Award from Southwest State University in 1995 and has been honored as an Honorary Varsity "I" member at Illinois.

Cardinal, along with his wife, Mary, have three grown children and reside in Tolono. Their youngest son, Brian, was an All-Big Ten selection at Purdue and is currently a member of the NBA's Memphis Grizzlies.



Mary and Rod Cardinal



CINDY BUTKOVICH

ADMINISTRATIVE SECRETARY

Cindy Butkovich is now in her 11th year as administrative secretary for the Illini men's basketball program. Butkovich performs countless organizational and business duties for the office, maintains Coach Weber's schedule, and assists in summer camp preparations.

Before working with the men's basketball team, Butkovich spent eight years in the Illini football offices, which included seven years as football's recruiting secretary.

Prior to her tenure in the Division of Intercollegiate Athletics, she worked at Tuscola National Bank, the Illinois High School Association (IHSA), and as a physical education teacher at Richwoods High School in Peoria.

Butkovich earned two degrees from Illinois State, receiving a bachelor's degree in education and a master's degree in sports administration.



JEREMY IZZO

GRADUATE ASSISTANT

Jeremy Izzo is in his second season at Illinois, serving as a graduate assistant. His main responsibilities are recording and editing video for scouting purposes and coordinating film exchange.

Prior to joining the Illini staff, Izzo spent one year as the recruitment coordinator and head coach of the freshman boy's basketball team at Nazareth Academy in La Grange Park, Ill.

Izzo graduated from the University of Illinois in 2004 with a bachelor's degree in history-secondary education. He was a manager for the Illini basketball program all four years as an undergraduate, serving as head manager during his junior and senior years.

ADMINISTRATION / SUPPORT STAFF



Ron Guenther
Director of Athletics



Terry Cole
Senior Associate Director
of Athletics



Dana Brenner
Associate Director
of Athletics




Debbie Case
Associate Director
of Athletics



Warren Hood
Associate Director
of Athletics



Vince Ille
Associate Director
of Athletics



Shawn Wax
Associate Director
of Athletics



Nancy Sottos
Faculty Representative



Matthew B. Wheeler
Faculty Representative



Allison Berg
Marketing



Kent Brown
Assistant Athletics Director
Media Relations



Derrick Burson
Media Relations



Josh Chapman
Student Athletic Trainer



Kyle Croy
Equipment Manager



Andy Dixon
Head Equipment Manager



Bethany Foss
Athletic Ticket Office



Steve Greene
Director of Development
Major Gifts



Chris Hanna
Assistant Athletics Director
Marketing & Promotions



Mike Hatfield
Associate Director
of Development



Jason Heggemeyer
Director of Athletic
Ticket Office



Heather Hoesly
Marketing & Promotions



Kathy Hug
Assistant Athletics Director
Event Management



Kathy Kaler
Academic Services



Marty Kaufmann
Assistant Athletics Director



Tom Michael
Assistant Athletics Director
Academics



Howard Milton
Assistant Director
of Development



James Morton
Assistant Athletics Director
Event Management



Derryl Myles
Video Services



Chris Peacock
Assistant Athletics Director
Compliance



Stephanie Record
Cheerleading Sponsor




Michelle Smith
Student Athletic Trainer




Ryan Squire
Compliance



Chris Tuttle
Director of Varsity "I"
Association



Lenny Willis
Director of Facilities



Carrie Wilson
Assistant Director
of Development



Andy Young
Video Services



2006-07 Basketball Managers (L-R) – Matthew Young, Sr.; Steve Clemonds, Sr.; Jason Schreder, Jr.; Ryan Anderson, Sr.; Head Manager Tim Patrick, Sr.; Mark Collins, So.; Eric Anderson, Jr.; Matt Scaletta, So.; Carson Shipley, Sr. (Not Pictured): Grant Heinzman, Sr.; Brandon Smith, Sr.

MEDIA

TRADITION

RECORDS

REVIEW

ILLINI

COACHES

ILLINOIS BASKETBALL

RICHMONDS ENDOW BASKETBALL COACH'S POSITION

The University of Illinois at Urbana-Champaign has been close to Jack Richmond all his life.

The Champaign resident, U of I graduate and retired businessman is a longtime benefactor to his alma mater. A lifelong Fighting Illini fan, Jack Richmond and his wife, Marge, endowed the salary of the men's basketball head coach position with a gift of \$2 million. This gift significantly increased their previous seven-figure commitment to the Division of Intercollegiate Athletics.

Their generosity extends across the U-C campus. In May 2004, Jack made a six-figure gift creating the Jack C. Richmond Scholarships for the benefit of student-athletes who are members of the men's varsity gymnastics team. In September 2003, the couple made a \$1.5 million gift to name and dedicate the Richmond Family Gallery, the first floor reception area of the new University of Illinois Alice Campbell Alumni Center. The Richmonds also provided a \$2 million gift to the College of Communications in 1998 that created the Richmond Journalism Teaching Studio, a broadcast facility for journalism students in Campbell Hall for Public Telecommunication. The Richmond Studio and the Richmond Family Gallery honor Jack and Marge as well as the memory of Jack's parents, Arthur Dean and Mildred Hummel Richmond.

"The Richmond Family Endowed Men's Head Basketball Coach" is another example of the generations-long benevolence of the Richmond family. Jack, whose ancestors helped settle Champaign County, said his parents contributed to the U of I for the construction of Memorial Stadium. Seven-year-old Jack was on hand for the dedication of Memorial Stadium on Oct. 18, 1924, a day forever highlighted by Red Grange's five touchdowns during an Illinois romp over top-ranked Michigan. Jack has been hooked on Fighting Illini sports ever since.

But before Jack could attend the U of I, he learned a few lessons in life. The Richmonds were devastated by the Great Depression, losing their significant holdings of farmland and other assets. The dramatic change in lifestyle had a profound effect on Jack.

It also made him further appreciate the University of Illinois.

His years at the U of I were greatly satisfying. He was a member of Phi Gamma Delta social

fraternity and was active in sports. As a freshman gymnast who earned his numerals with the U of I team, Jack said he broke his sternum following a dismount from the flying rings. No longer able to compete as a gymnast, he focused his attention on weight training. At that point, weights weren't popular and were nonexistent at the U of I.

"I always thought that weight training, if done properly, would help athletes. Nobody believed me," he said.

Still, he convinced Seward Staley, director of the U of I School of Physical Education, to purchase a set of Olympic weights. A small but dedicated weight lifting team was formed, and the sport spread first to the intramural level and then was adopted by the physical education department as a P.E. course.


Today, the benefits of weight training are widely recognized and top-notch equipment is readily available across campus. Jack smiles and says, "I feel like I was 60 years ahead of my time."

And those muscles paid off for Jack, who was a railroad worker, wrecking crew member, meat truck driver, corn detassler, lifeguard, bouncer and even a model for the U of I art school to pay for his education. He graduated in 1943 with a bachelor's degree in agriculture.

He followed up his four years of ROTC at the U of I with a tour in the Army. Then he put his degree to work when he joined the U.S. Department of Agriculture's Soil Conservation Service as a county farm planner, opening district offices in Macon County and Clark County.

Later, Jack was recruited by a former member of the U of I gymnastics team as a salesman for Marchant Calculators. His capacity to sell was exceptional, and he soon had clients from area grain elevator operators to the U of I. He remained with Marchant, which was acquired by Smith Corona and became known as SCM Corp., until 1972. Then he was ready to embark on a new course — the stock market.

He had dabbled in the market since 1955, but by the early 1970s he had the time and resources



Above: Jack and Marge Richmond with Mr. Richmond's mother, Mildred.

Right: Jack Richmond, 1940.

to become more active in the stock market. He enjoyed success in this realm as well, and was more than willing to share. A donor since 1965, his generosity to the U of I increased significantly over the years. Jack and his mother became members of the Presidents Council in 1976 and Marge became a member in 1990. The Richmonds are lifetime members of the Alumni Association as well.

Always interested in athletics at the U of I, Jack and Mildred Richmond had made a \$1 million commitment to the Athletic Department in 1981. He became an honorary member of the I Man's Association and has been a member and former president of the Illini Quarterback Club since 1955. He also joined the Rebounders Club shortly after former head coach Lou Henson founded it. Jack is also a life member of the Fighting Illini Scholarship Fund.

The Richmond name will be forever associated with athletics at the U of I through the endowment of the men's basketball head coach position. Jack said he hopes his gift ensures success for the Fighting Illini basketball program for future generations through the Richmond Family Endowed Men's Head Basketball Coach.

For lifelong Illini fan and generous supporter Jack Richmond, it just doesn't get any better.

THE FIGHTING ILLINI



2006-07 OUTLOOK	56-60
2006-07 ROSTER	61
#44 MARCUS ARNOLD	62-63
#41 WARREN CARTER	64-67
#33 RICH McBRIDE	68-71
#25 CALVIN BROCK	72-73
#3 CHESTEN FRAZIER	74-75
#2 CHRIS HICKS	76-77
#55 SHAUN PRUITT	78-79
#12 BRIAN RANJLE	80-81
#31 JAMAR SMITH	82-83
#21 BRIAN CARLWELL	84
#22 STEVE HULOREN	84
#34 C.J. JACKSON	85
#1 TRENT MEACHAM	85
#50 RICHARD SEMRAU	86
#5 JEREMIAH WISE	86

Now that Illinois has established itself as one of the winningest programs in the nation this decade, the challenge is to keep moving forward. An unprecedented stretch that shows the Fighting Illini winning at least 25 games in each of the last six seasons and posting one of the most impressive home-court records in college basketball history proves Illinois belongs among the elite national programs. Following the graduation of Dee Brown and James Augustine, two of the winningest collegiate players ever, it's up to a new group of core players to continue the tradition of excellence.

"It's going to be an interesting year, because when looking at the Big Ten as a whole, there's not a whole lot of experience across the board," said Head Coach Bruce Weber. "Even though we lost two great players, we probably have as much experience returning, with three starters, as many of the teams. I hope that becomes a benefit. But at the same time, I don't know if we're experienced in last-second situations, with who will step up and make a big play or a big bucket. We relied on other guys to do that the last two years who have all moved on now, whether it was a Dee Brown, Deron Williams, Luther Head, James Augustine or Roger Powell. That leads into leadership, and I think that's a big thing with this team, who will be the leaders? It's something that we've



Brian Randle

really worked on, any type of leadership opportunity that they can have we've tried to give that to them, because that may be the key."

To compete for a sixth Big Ten title in 10 seasons and an eighth-consecutive NCAA Tournament berth, the Illini will need improvement across the board to compensate for the losses of Brown and Augustine.

"You can't replace Dee Brown and James Augustine with just a couple guys," Weber said. "You can't replace 1-for-1 with each one. They were two of the greatest players in history in terms of wins and stats – not just Illinois history, but Big Ten history. It's not going to be easy to do that. The other thing they had, besides numbers, was great work ethic and a winning attitude – that belief that you're supposed to win. I think those guys always thought they should win, that's all they knew, and then it became a habit mentally."

Weber, the nation's second-winningest coach over the last five seasons with 141 victories, also believes off-season workouts could be a key factor in the development of the 2006-07 squad.

"This past summer, more than any other since I've been here, their improvement on skills, strength and athleticism was more crucial than ever," Weber said. "They

needed to take on that responsibility to get in the weight room, play extra, come in late and shoot. I told the guys that if everybody improves two percent, we improve as a team 15-20 percent, then we'll be very competitive. And if we're competitive within our league and things go our way, then we should be in good shape come tournament time. But we've got a lot of work to do and a long way to go before we can even start talking or thinking about the postseason."

"We've got some athleticism, length and quickness at a number of different positions," Weber added. "So we could be an up-tempo team, and we should be a solid defensive team once again."

Returning starters for Weber include 6-3 senior guard Rich McBride, 6-8 junior forward Brian Randle and 6-10 junior center Shaun Pruitt. McBride enters the season as a proven 3-point shooter and scorer, while Randle is best at or above the rim and Pruitt has become one of the league's best post players.

McBride is Illinois' leading returning scorer at 10.0 points per game last season, while proving to be one of the better 3-point marksmen in the league, shooting over 40 percent from behind the arc. He started all 33 games a year ago and has proven to be a solid ball handler with a career 1.64 career assist-to-turnover ratio.



Rich McBride



Shaun Pruitt



Jamar Smith

“Our current seniors made some strides last season as juniors, and we’ll look for them to take another step up this season,” Weber said. “Rich McBride worked very hard two summers ago to get in better condition and then started every game. We’ve known he can shoot it, what helped him was that he really improved defensively.”

Randle, one of the Big Ten’s most athletic players, averaged 8.5 points and 5.4 rebounds a year ago. He also earned a reputation as the Illini’s defensive stopper and was named to the Big Ten All-Defensive Team. After playing an entire season without losing significant time due to injury, Randle returns as one of the team leaders after earning captain status last season.

Pruitt earned a spot in the starting lineup last year after significantly improving his conditioning and strength from his freshman season. Another year should mean even more improvement, as he averaged 6.2 points and 5.1 rebounds last season.

“Brian Randle and Shaun Pruitt will obviously be key players for us again,” Weber said. “Brian finally got to a play a whole injury free season last year and did a good job, especially defensively. He’s becoming more confident and is someone who the players turn to for leadership.

“Shaun was another guy who, like Rich, really improved his conditioning and moved into the starting lineup. He got his feet wet and showed some nice signs and we’ll look for more consistency this season from him.”

A year ago, Weber mentioned the current senior class as key to Illini success. Once again, Warren Carter and Marcus Arnold will be counted on to join McBride in leadership roles. Carter averaged nearly five points and three rebounds as a versatile forward off the bench, while Arnold added nearly four points and three rebounds in his role. Arnold had a solid summer as the leading scorer for the Big Ten traveling All-Star team that toured Australia.

“Marcus Arnold had his moments, and Warren Carter showed promise as well,” Weber said. “I think a big key will be can those guys go from being role players to being consistent producers every game? Because of his position and the need to fill James Augustine’s spot, Warren may really be the key. He’s athletic and a good shooter, if he really steps up that would be a big positive for our team.”

Weber, who has compiled a 39-9 Big Ten record in his first three seasons, feels the sophomore class will provide a boost to this year’s squad. Guard Jamar Smith averaged



Warren Carter



Chester Frazier

8.0 points per game while shooting better than 48 percent from 3-point range to lead the Big Ten in that category. It will be hard to keep Smith out of the starting lineup as he has added 10 pounds to his frame and shows some terrific leadership qualities.

Chester Frazier will battle Trent Meacham at the point-guard position. Frazier averaged 13 minutes a game last year, while Meacham sat out the season per NCAA transfer rules after coming to Illinois from Dayton. As a freshmen for the Flyers, Meacham averaged 6.4 points and nearly three assists per game. Calvin Brock returns as one of the most athletic players on the squad and with expectations to contribute in a much bigger role after redshirting two years ago and seeing limited time off the bench last season.

“We’re excited about what Jamar Smith and Chester Frazier gave us last year as freshmen,” Weber said. “Jamar really seemed to embrace that role of coming off the bench and providing offense. He’s a guy who plays with a lot of confidence and enthusiasm. Chester works so hard on his own and in practice, and I think we’ll see that translate onto the playing floor more this year. He’s learning that you can’t run through walls all the time, sometimes you’ve got to find doors to go through. Calvin Brock has also worked hard. He’s

MEDIA
TRADITION
RECORDS
REVIEW
ILLINI
COACHES
ILLINOIS BASKETBALL

had two years in the system now, so he's more comfortable and hopefully is ready to be a contributor."

"Trent Meacham is an intelligent player who has very good skills," Weber added. "He played quite a bit as a freshman at Dayton, so he'll have as many minutes as a lot of our guys in key situations against quality opponents. It will be interesting to see where his confidence level is at after sitting out a year. He can play both guard spots. He's a steady point, but he's also known for his shot, catching the ball and shooting."

In addition to Meacham, three others will be making their first appearances in an Illini uniform. C.J. Jackson, a 6-8 forward, redshirted as a true freshman and will be in the mix for playing time in the post. Two freshmen join the program this year in 6-11 center Brian Carlwell and 6-9 forward Richard Semrau. Both figure to provide depth at the center and power forward positions.

"Brian Carlwell is an Illinois product, from a high school with a great tradition, Proviso East. Brian's very tall and long. He has a lot of athleticism and length that he can give us and add to our frontcourt. Adjusting to the intensity that you have to have every day will determine if he can give us minutes right away. But I think he has all the tools.




"Richard Semrau is a very skilled forward," Weber added. "He has a great feel for the game, is a good passer and a pretty good shooter. For comparisons sake, he's a more athletic Jack Ingram. He can step out on the court and hit that 15 footer, and has the ability to also go inside. We feel good about him as well.

"C.J. Jackson had a rough time with injuries last year which held back his progress," Weber continued. "Now that he's finally healthy we're hoping he can get back on track. He can set a screen, he can rebound, and I think he can defend in the post. Now that he's healthy, we'll look for him to find a niche on our team."

For the third-consecutive season, the Assembly Hall will be full for each home game, as the season will be sold out with season tickets once again. In fact, a waiting list which began in August has grown to more than 2,500 names requesting more than 6,500 tickets. The Illini are carrying a school-record streak of 28-consecutive sell-outs into the 2006-07 season.

During the current decade, Illinois has posted a 93-4 (.959) home record, including three undefeated seasons on the famed Assembly Hall floor. Illinois owns the nation's best winning percentage at home over the past four years with a 56-2 record (.966). The Illini also enter the season carrying a winning streak of 46 consecutive wins at The Hall against non-conference opponents, tied for the longest non-conference homecourt winning streak in the country.

"I can't say enough about the Assembly Hall atmosphere, it's fantastic," Weber said. "You walk into the arena and you are just surrounded by the sea of orange. During my first year the orange theme kind of took on a life of its own and kept gaining momentum to where it is now, when we paint the hall orange for every game. The students, the Orange Krush, really all of our fans have come together to create this environment and I think it's something in which they take great pride. They have helped make the Assembly Hall a very tough place for our opponents to visit."



The Illinois schedule will once again be challenging. The Illini are set to play the latter half of the Chicago Invitational Challenge against Miami of Ohio and either Bradley or Rutgers on Nov. 24-25 at the brand new Sears Centre in the Chicago suburb of Hoffman Estates. The annual ACC/Big Ten Challenge game has Maryland coming to the Assembly Hall on Nov. 28. The Illini then play Arizona in Phoenix as part of the inaugural Hall of Fame Challenge on Dec. 2.

UIC is on the docket for Illinois' annual contest at the United Center in Chicago on Dec. 9, an arena where the Illini have won 15 straight games over the past five years. Illinois will play Missouri in the 26th annual Braggins' Rights game, carrying its six-game winning streak over the Tigers into St. Louis on Dec. 19. The Illini end the non-conference portion of the schedule by traveling to Cincinnati to take on Xavier on Dec. 29.

The always competitive Big Ten Conference will offer a challenging slate of games with the Illini playing Wisconsin, Ohio State, Purdue and Penn State just once.

Illinois is scheduled to appear on national television at least 14 times during the regular season, with at least 12 appearances on the ESPN family of networks and at least two appearances on CBS.

NUMERICAL

<u>No.</u>	<u>Name</u>	<u>Pos.</u>	<u>Ht.</u>	<u>Wt.</u>	<u>Year</u>	<u>Hometown/High School/Previous School</u>
1	Trent Meacham	G	6-2	195	r-So.	Champaign, Ill./Centennial/Dayton
2	Chris Hicks *	G	6-2	190	Jr.	Chicago, Ill./Whitney Young
3	Chester Frazier *	G	6-2	190	So.	Baltimore, Md./Lake Clifton-Eastern/Notre Dame (Mass.) Prep
5	Jeremiah Wise	G	6-3	185	So.	Maywood, Ill./Proviso East/Indiana State
21	Brian Carlwell	C	6-11	265	Fr.	Maywood, Ill./Proviso East
22	Steve Holdren	F	6-5	215	So.	Champaign, Ill./Centennial/South Dakota State
25	Calvin Brock *	G	6-5	195	r-So.	Chicago, Ill./Simeon
31	Jamar Smith *	G	6-3	185	So.	Peoria, Ill./Richwoods
33	Rich McBride ***	G	6-3	205	Sr.	Springfield, Ill./Lanphier
34	C.J. Jackson	F	6-8	260	r-Fr.	Buena Vista, Ga./Tri-County
41	Warren Carter ***	F	6-9	220	Sr.	Dallas, Texas/Lake Highlands
42	Brian Randle **	F	6-8	220	r-Jr.	Peoria, Ill./Notre Dame
44	Marcus Arnold *	F	6-8	245	r-Sr.	Chicago, Ill./Morgan Park/Illinois State
50	Richard Semrau	F	6-9	230	Fr.	Grafton, Ohio/Lutheran West
55	Shaun Pruitt **	F/C	6-10	245	Jr.	Aurora, Ill./West Aurora

Head Coach: Bruce Weber (4th year at Illinois, 9th year overall)

Assistant Coaches: Wayne McClain (6th year), Jay Price (4th year), Tracy Webster (3rd year)

Assistant to the Head Coach: Gary Nottingham (4th year)

Director of Basketball Operations: Rod Cardinal

Trainer: Al Martindale

ALPHABETICAL

<u>No.</u>	<u>Name</u>	<u>Pos.</u>	<u>Ht.</u>	<u>Wt.</u>	<u>Year</u>	<u>Hometown/High School/Previous School</u>
44	Marcus Arnold *	F	6-8	245	r-Sr.	Chicago, Ill./Morgan Park/Illinois State
25	Calvin Brock *	G	6-5	195	r-So.	Chicago, Ill./Simeon
21	Brian Carlwell	C	6-11	265	Fr.	Maywood, Ill./Proviso East
41	Warren Carter ***	F	6-9	220	Sr.	Dallas, Texas/Lake Highlands
3	Chester Frazier *	G	6-2	190	So.	Baltimore, Md./Lake Clifton-Eastern/Notre Dame (Mass.) Prep
2	Chris Hicks *	G	6-2	190	Jr.	Chicago, Ill./Whitney Young
22	Steve Holdren	F	6-5	215	So.	Champaign, Ill./Centennial/South Dakota State
34	C.J. Jackson	F	6-8	260	r-Fr.	Buena Vista, Ga./Tri-County
33	Rich McBride ***	G	6-3	205	Sr.	Springfield, Ill./Lanphier
1	Trent Meacham	G	6-2	195	r-So.	Champaign, Ill./Centennial/Dayton
55	Shaun Pruitt **	F/C	6-10	245	Jr.	Aurora, Ill./West Aurora
42	Brian Randle **	F	6-8	220	r-Jr.	Peoria, Ill./Notre Dame
50	Richard Semrau	F	6-9	230	Fr.	Grafton, Ohio/Lutheran West
31	Jamar Smith *	G	6-3	185	So.	Peoria, Ill./Richwoods
5	Jeremiah Wise	G	6-3	185	So.	Maywood, Ill./Proviso East/Indiana State

PRONUNCIATION GUIDE

Richard SEMRAU	SEM-rauw (like cow)
Trent MEACHAM	MEECH-um
Shaun PRUITT	PRU-it
JAMAR Smith	Ja-MAR



44 MARCUS ARNOLD*

REDSHIRT SENIOR FORWARD // 6-8 // 245

CHICAGO, ILL. / MORGAN PARK H.S. / ILLINOIS STATE

ARNOLD'S CAREER HIGHS

Points13
vs. Missouri (12/21/05)

FG5, three times,
last vs. Missouri (12/21/05)

FGA11
vs. Missouri (12/21/05)

3P0

3PA0

FT3, twice,
vs. Missouri (12/21/05) &
vs. Iowa (2/25/06)

FTA5
vs. Missouri (12/21/05)

Rebounds8
vs. Oregon (12/10/05)

Assists0

Blocks2
vs. Oregon (12/10/05)

Steals1, seven times,
last vs. Minnesota (2/28/06)

Minutes23
vs. Oregon (12/10/05)

AT ILLINOIS

2005-06 JUNIOR: Played in 32 of 33 games on the season, averaging 11.1 minutes per game ... Averaged 3.5 points and 2.4 rebounds on the year ... Scored in double figures three times, led by a season-high 13 points vs. Missouri on Dec. 21 ... Had 11 points and a season-high eight rebounds vs. Oregon on Dec. 10 ... Had nine points and six rebounds vs. Iowa on Feb. 25 ... Following the season, traveled to Australia during the summer with the Big Ten Men's Basketball Foreign Tour Team ... Was the Big Ten Tour team's leading scorer, averaging 17.8 points, and second leading rebounder, averaging 8.5 rebounds.

2004-05 REDSHIRT: Transferred to Illinois following two years at Illinois State and sat out the 2004-05 season per NCAA transfer rules.

AT ILLINOIS STATE

Started 27 games as a sophomore at ISU, ranking second on the team in scoring with an average of 12.3 points ... Reached double figures in 20 games, scoring a career-high 23 points vs. Western Kentucky and again against Illinois on Jan. 3, 2004 at the Assembly Hall ... Shot 53 percent from the field, led the Redbirds with 4.6 rebounds per game and ranked second in the Missouri Valley with an average of 1.2 blocks ... Voted captain of the Missouri Valley Conference's

Most Improved Team while also garnering honorable mention All-Valley honors ... Started 20 games as a freshman, averaging 8.4 points and 3.4 rebounds ... Named to the 2003 Missouri Valley All-Newcomer Team ... In two seasons at ISU, played in 58 games with 47 starts, averaging 10.3 points and 4.0 rebounds.

HIGH SCHOOL

Averaged 23 points, 12 rebounds and three blocks as a senior ... Named All-Conference, All-City and All-Area honorable mention his senior season ... Led the Mustangs to a third-place conference finish his senior season and the third round of the city championship ... Averaged 10 points, eight rebounds and three blocks as a junior ... Morgan Park won the Chicago city championship at the United Center and placed third in the IHSA Class AA State Tournament his junior season ... High school coach was Herb Ray.

PERSONAL

Born Jan. 28, 1984 ... Parents are Larry and Alberta Arnold ... Majoring in speech communications ... Has a 7-1 wingspan ... Favorite professional athletes are Tim Duncan and Kevin Garnett ... Biggest thrill in sports was winning the Chicago city championship at the United Center and finishing third in the state tournament.

ARNOLD'S GAME-BY-GAME UI STATISTICS

2005-06 - Junior

Date	Opponent	GS	MIN	FG-A	3P-A	FT-A	REB	PF	A	TO	B	S	PTS
11-18	South Dakota State	9	0-3	0-0	0-1	1-0-1	1	0	2	1	0	0	0
11-20	Texas-Pan American	14	1-4	0-0	1-2	0-3-3	3	0	0	0	0	0	3
11-22	Texas Southern	17	5-8	0-0	0-0	2-1-3	2	0	0	1	0	10	10
11-25	vs. Wichita State	8	0-1	0-0	0-0	0-1-1	2	0	2	0	1	0	0
11-26	vs. Rutgers	10	0-1	0-0	2-2	1-2-3	4	0	2	0	0	0	2
11-29	at North Carolina	15	2-2	0-0	0-0	2-0-2	2	0	0	0	1	4	4
12-3	vs. Xavier	16	3-4	0-0	1-3	2-4-6	4	0	0	1	0	7	7
12-5	Arkansas-Little Rock	11	1-3	0-0	0-1	1-1-2	4	0	1	0	0	2	2
12-8	Georgetown	22	1-3	0-0	0-0	2-4-6	1	0	0	1	0	2	2
12-10	vs. Oregon	23	5-10	0-0	1-3	1-7-8	2	0	1	2	1	11	11
12-18	Coppin State	12	1-1	0-0	0-1	0-1-1	5-1	0	0	0	0	2	2
12-21	vs. Missouri	19	5-11	0-0	3-5	2-3-5	4	0	0	0	1	13	13
12-28	SE Missouri State	16	4-9	0-0	1-1	3-1-4	0	0	1	0	0	9	9
12-30	Tennessee-Martin	8	2-2	0-0	0-0	0-0-0	5-2	0	1	1	0	4	4
1-5	Michigan State	7	0-1	0-0	0-0	1-0-1	2	1	1	0	0	0	0
1-7	at Iowa	11	0-1	0-0	0-0	0-2-2	3	0	1	0	0	0	0
1-14	Michigan	15	1-5	0-0	0-0	1-3-4	2	1	1	0	0	2	2
1-7	at Indiana	7	0-1	0-0	1-2	0-0-0	3	0	1	0	0	1	1
1-21	at Northwestern	DNP											
1-25	Minnesota	14	1-3	0-0	2-4	2-0-2	1	0	1	0	0	4	4
1-28	Purdue	10	3-6	0-0	2-2	4-0-4	1	0	1	0	0	8	8
1-31	at Wisconsin	3	0-0	0-0	0-0	0-0-0	0	0	0	0	0	0	0
2-4	Penn State	9	1-2	0-0	0-1	1-1-2	0	0	2	1	0	2	2
2-12	at Ohio State	5	1-4	0-0	0-0	2-0-2	0	0	0	0	0	2	2
2-15	Northwestern	1	0-0	0-0	0-0	0-0-0	1	0	0	0	0	0	0
2-19	Indiana	7	2-2	0-0	0-0	0-2-2	2	0	1	0	0	4	4
2-21	at Michigan	4	0-1	0-0	0-0	0-0-0	0	0	0	0	1	0	0
2-25	Iowa	17	3-4	0-0	3-4	0-6-6	2	0	0	0	1	9	9
2-28	at Minnesota	11	2-3	0-0	2-2	0-0-0	2	0	0	0	1	6	6
3-4	at Michigan State	7	0-0	0-0	0-0	0-0-0	3	0	0	1	0	0	0
3-10	vs. Michigan State	6	1-2	0-0	0-0	0-0-0	1	0	0	0	0	2	2
3-16	vs. Air Force	5	0-0	0-0	0-0	0-0-0	0	0	0	0	0	0	0
3-18	vs. Washington	15	2-5	0-0	0-0	4-2-6	3	0	2	0	0	4	4



ARNOLD AT THE NCAA TOURNAMENT

2006		GS	MIN	FG-A	3P-A	FT-A	REB	PF	A	TQ	B	S	PTS
Date	Opponent												
3-19	Air Force	5	0-0	0-0	0-0	0-0-0	0	0	0	0	0	0	0
3-21	Washington	15	2-5	0-0	0-0	4-2-6	3	0	2	0	0	0	4
Total: (2 games)		0	20	2-5	0-0	0-0	4-2-6	3	0	2	0	0	4
Averages:			10.0	.400	.000	.000	3.0		0.0		0.0	0.0	2.0

ARNOLD'S CAREER STATISTICS

Year	G-GS	MIN-Avg	FGM-A/%	3PM-A/%	FTM-A/%	OR-DR - TOT/Avg	PF-DQ	A	TQ	B	S	PTS/Avg
02-03 *	29-20	619-21.3	98-195/.503	0-0/.000	48-72/.667	42-58-100/3.4	79	14	27	7	7	244/8.4
03-04 *	29-27	713-24.6	142-268/.530	0-0/.000	72-107/.673	50-83-133/4.6	91	23	69	15	15	356/12.3
05-06	32-0	354-11.1	47-102/.461	0-0/.000	19-34/.559	32-44-76/2.4	65-2	2	21	9	7	113/3.5
Totals	90-47	1686-18.7	287-565/.508	0-0/.000	139-213/.653	124-185-309/3.4	235-2	39	117	61	29	713/7.9

* Statistics from 2002-03 and 2003-04 seasons are from Illinois State.





41 WARREN CARTER***

SENIOR FORWARD // 6-9 // 220
 DALLAS, TEXAS / LAKE HIGHLANDS H.S.

CARTER'S CAREER HIGHS

- Points**14
vs. Southeast Missouri State (12/28/05)
- FG**6, twice,
vs. SE Missouri State (12/28/05) &
vs. Air Force (3/16/06)
- FGA**11
vs. Southeast Missouri State (12/28/05)
- 3P**1, twice,
vs. Northwestern (2/23/05) &
vs. Missouri (12/21/05)
- 3PA**1, eight times,
last vs. Michigan State (3/4/06)
- FT**5
vs. Texas Southern (11/22/05)
- FTA**7, twice,
vs. Florida A&M (11/21/04) &
vs. Texas Southern (11/22/05)
- Rebounds**12
vs. Northwestern (1/21/06)
- Assists**3
vs. South Dakota State (11/18/05)
- Blocks**2, three times,
last vs. Coppin State (12/18/05)
- Steals**2, twice,
vs. Florida A&M (11/21/04) &
vs. Michigan State (3/10/06)
- Minutes**25
vs. Indiana (2/19/06)

AT ILLINOIS

2005-06 JUNIOR: Played in 32 of 33 games, averaging 12.3 minutes per game ... Averaged 4.8 points and 2.8 rebounds on the year ... Scored in double figures five times ... Had a career-high 14 points vs. Southeast Missouri State on Dec. 28, making 6-11 shots ... Pulled down a career-high 12 rebounds at Northwestern on Jan. 21 ... Scored 12 points on 6-8 shooting vs. Air Force in the first round of the NCAA Tournament (March 16).

2004-05 SOPHOMORE: Saw action in 31 games while coming off the bench, averaging 2.2 points and 1.8 rebounds... Scored a season-high eight points in three different games, vs. Florida A&M (Nov. 21), vs. Oakland (Nov. 24) and vs. Chicago State (Dec. 6) ... Grabbed a season-high six rebounds twice in Big Ten play, vs. Northwestern (Feb. 23) and vs. Purdue (March 3) ... Made first career 3-pointer against Northwestern on Feb. 23 ... Shot 51.6 percent from the field (32-62) ... Prior to the 2004-05 season, traveled to Europe over the summer with the Big Ten Men's Basketball Foreign Tour Team ... Was the Big Ten Tour team's fifth leading scorer, averaging 9.6 points, and the third leading rebounder, averaging 4.4 rebounds.

2003-04 FRESHMAN: Saw action in 17 games as a true-freshman ... Scored season-high nine points and grabbed three rebounds in win over Western Illinois Nov. 22 ... Scored three points in win over Maryland-Eastern Shore Dec. 11.

HIGH SCHOOL

Texas Class 5A Player of the Year as a senior ... Texas Association of Basketball Coaches All-State selection ... *Dallas Morning News* All-Area pick ... Played in the THSCA and TABC All-Star games ... Dallas area Defensive Player of the Year ... Averaged 25.6 points, 12.3 rebounds and 5.2 blocks per game as a senior, making 45 three-pointers (37 percent) and shooting 56 percent from the field and 75 percent from the free throw line ... Totalled 788 points, 77 steals, 371 rebounds and 143 blocks during his senior season ... Averaged 23.3 points, 10.7 rebounds and 3.5 blocked shots as a junior ... Consensus Top 100 recruit.

PERSONAL

Born April 23, 1985 ... Mother is Kamela Carter ... Father is Cedric Carter ... Majoring in community health ... Brother, Josh, is a sophomore on the basketball team at Texas A&M ... Enjoys music and volleyball ... Lists biggest thrill in sports as playing in front of the Orange Krush at the Assembly Hall ... Favorite athlete is NBA player Robert Horry because "He can do so much and will do anything to help the team win" ... Biggest influence on his athletic career was his high school coach Rob Wiley because Wiley has been a supporting factor since day one of his basketball career ... Brother, Kevin, played basketball at Collin County Community College in Texas ... Played AAU ball with the Ft. Worth Lions coached by Mike Hatch, the same team on which former Illini Deron Williams played.

#41 WARREN CARTER***

SENIOR FORWARD // 6-9 // 220 // DALLAS, TEXAS / LAKE HIGHLANDS H.S.



MEDIA

TRADITION

RECORDS

REVIEW

ILLINI

COACHES

ILLINOIS BASKETBALL

CARTER AT THE NCAA TOURNAMENT

2004

Date	Opponent	GS	MIN	FG-A	3P-A	FT-A	REB	PF	A	TD	B	S	PTS
3-19	Murray State	1	0-0	0-0	0-0	0-0-0	0	0	0	0	0	0	0
3-21	Cincinnati	2	0-0	0-0	0-0	0-1-1	0	0	0	0	0	0	0
3-26	Duke		DNP										

2005

Date	Opponent	GS	MIN	FG-A	3P-A	FT-A	REB	PF	A	TD	B	S	PTS
3-17	Fairleigh Dickinson	7	1-1	0-0	1-2	0-0-0	1	0	0	0	0	0	3
3-19	Nevada	11	0-0	0-0	0-0	0-1-1	1	0	0	0	0	0	0
3-24	Wisconsin-Milwaukee	4	0-1	0-0	0-0	0-1-1	0	2	0	0	0	0	0
3-26	Arizona	3	0-0	0-0	2-2	1-1-2	0	0	0	0	0	0	2
4-2	Louisville	1	0-0	0-0	0-0	0-0-0	0	0	0	0	0	0	0
4-4	North Carolina	5	0-1	0-1	0-0	1-0-1	1	0	0	0	0	1	0

2006

Date	Opponent	GS	MIN	FG-A	3P-A	FT-A	REB	PF	A	TD	B	S	PTS
3-16	Air Force	23	6-8	0-1	0-0	0-1-1	4	1	0	0	0	0	12
3-18	Washington	11	1-2	0-0	1-2	0-0-0	1	0	1	0	0	0	3

Total: (10 games)		0	68	8-13	0-2	4-6	2-5-7	8	3	1	0	1	20
Averages:			6.8	.615	.000	.667	0.7		0.3		0.0	0.1	2.0

CARTER'S CAREER STATISTICS

Year	G-GS	MIN-Avg	FGM-A/%	3PM-A/%	FTM-A/%	OR-DR - TOT/Avg	PF-DQ	A	TD	B	S	PTS/Avg
03-04	17-0	63-3.7	6-15/.400	0-0/.000	8-10/.800	1-9-10/0.6	9-0	5	4	1	1	20/1.2
04-05	33-0	261-7.9	32-62/.516	1-6/.167	9-19/.474	19-39-58/1.8	26-0	5	14	6	9	74/2.2
05-06	32-1	395-12.3	58-126/.460	1-6/.167	37-55/.673	35-53-88/2.8	51-0	15	16	9	6	154/4.8
Totals	82-1	719-8.8	96-203/.473	2-12/.167	54-84/.643	55-101-156/1.9	86-0	25	34	16	16	248/3.0

#41 WARREN CARTER***

SENIOR FORWARD // 6-9 // 220 // DALLAS, TEXAS / LAKE HIGHLANDS H.S.

CARTER'S GAME-BY-GAME STATISTICS

2005-06 - Junior

Date	Opponent	GS	MIN	FG-A	3P-A	FT-A	REB	PF	A	TO	B	S	PTS
11-18	South Dakota State	18	3-5	0-0	1-2	2-3-5	3	3	2	0	0	0	7
11-20	Texas-Pan American	6	2-4	0-0	0-0	1-0-1	1	0	0	1	0	0	4
11-22	Texas Southern	20	3-9	0-0	5-7	4-4-8	4	1	1	0	0	11	
11-25	vs. Wichita State	14	4-6	0-0	0-0	0-3-3	1	0	1	0	0	8	
11-26	vs. Rutgers	15	1-6	0-0	0-1	1-0-1	1	0	1	0	0	2	
11-29	at North Carolina	8	0-2	0-0	0-0	1-2-3	2	0	2	0	1	0	
12-3	vs. Xavier	2	0-1	0-0	0-0	0-0-0	0	0	0	0	0	0	
12-5	Arkansas-Little Rock	13	4-7	0-0	3-4	3-1-4	0	0	0	2	1	11	
12-8	Georgetown	7	1-4	0-0	0-1	2-0-2	1	0	0	0	0	2	
12-10	vs. Oregon	12	0-3	0-0	0-0	0-2-2	3	0	1	1	0	0	
12-18	Coppin State	19	3-5	0-0	1-2	2-4-6	2	1	1	2	0	7	
12-21	vs. Missouri	9	2-2	1-1	4-4	1-1-2	1	1	0	0	0	9	
12-28	SE Missouri State	18	6-11	0-0	2-3	3-4-7	2	0	1	0	0	14	
12-30	Tennessee-Martin	15	3-6	0-1	0-0	1-2-3	4	0	0	0	1	6	
1-5	Michigan State	6	0-1	0-0	0-0	0-0-0	0	0	0	0	0	0	
1-7	at Iowa	14	1-3	0-0	1-3	1-3-4	3	2	0	1	0	3	
1-14	Michigan	14	0-2	0-1	4-4	0-3-3	0	0	0	0	0	4	
1-17	at Indiana	12	1-2	0-0	0-0	0-1-1	1	0	0	1	0	2	
1-21	at Northwestern	22	1-6	0-0	3-4	5-7-12	2	0	0	0	0	5	
1-25	Minnesota	DNP											
1-28	Purdue	6	1-3	0-1	2-2	0-0-0	0	0	0	0	0	4	
1-31	at Wisconsin	4	0-3	0-0	0-0	1-0-1	1	0	0	0	0	0	
2-4	Penn State	5	2-2	0-0	0-1	0-2-2	1	0	0	0	0	4	
2-12	at Ohio State	6	1-1	0-0	0-0	0-1-1	2	1	0	0	0	2	
2-15	Northwestern	20	3-5	0-0	4-6	1-3-4	2	1	2	0	0	10	
2-19	Indiana	25	3-4	0-0	3-6	2-1-3	1	0	2	0	1	9	
2-21	at Michigan	10	0-2	0-0	0-0	1-0-1	1	0	1	0	0	0	
2-25	Iowa	11	2-4	0-0	1-1	1-0-1	1	1	0	0	0	5	
2-28	at Minnesota	3	0-0	0-0	0-0	0-0-0	0	1	0	0	0	0	
3-4	at Michigan State	13	2-3	0-1	2-2	1-4-5	2	1	0	1	0	6	
3-10	vs. Michigan State	14	2-4	0-0	0-0	1-1-2	4	1	0	0	2	4	
3-16	vs. Air Force	23	6-8	0-1	0-0	0-1-1	4	1	0	0	0	12	
3-18	vs. Washington	11	1-2	0-0	1-2	0-0-0	1	0	1	0	0	3	

2004-05 - Sophomore

Date	Opponent	GS	MIN	FG-A	3P-A	FT-A	REB	PF	A	TO	B	S	PTS
11-19	Delaware State	6	2-2	0-0	0-0	0-1-1	1	0	0	0	0	0	4
11-21	Florida A&M	13	2-3	0-0	4-7	3-0-3	4	0	1	0	0	2	8
11-24	Oakland	12	4-4	0-0	0-0	1-1-2	0	1	1	0	0	8	
11-27	Gonzaga	15	2-8	0-1	0-0	3-1-4	2	0	0	0	0	4	
12-1	Wake Forest	6	2-3	0-1	0-1	0-0-0	1	0	1	0	1	6	
12-4	vs. Arkansas	2	1-3	0-0	1-1	0-2-2	1	0	0	0	0	1	3
12-6	Chicago State	12	4-8	0-0	0-0	1-2-3	1	1	2	2	0	8	
12-9	at Georgetown	4	0-0	0-0	0-1	0-0-0	0	0	0	0	0	0	
12-11	vs. Oregon	7	0-0	0-0	0-0	0-1-1	1	0	0	0	1	0	
12-19	Valparaiso	19	2-3	0-0	1-2	1-3-4	0	0	1	0	0	5	
12-22	vs. Missouri	DNP											
12-27	Longwood	7	0-1	0-0	0-0	1-1-2	0	0	0	0	0	0	
12-30	vs. Northwestern State	6	0-0	0-0	0-0	0-0-0	0	0	0	0	0	0	
12-31	vs. Cincinnati	4	0-1	0-0	0-0	1-0-1	1	0	0	0	0	0	
1-5	Ohio State	2	1-2	0-0	0-0	1-0-1	1	0	0	0	0	2	
1-8	at Purdue	DNP											
1-12	Penn State	13	3-4	0-0	0-0	1-1-2	0	0	0	0	0	6	
1-15	at Northwestern	2	0-0	0-0	0-0	0-1-1	0	0	0	0	0	0	
1-20	Iowa	3	0-0	0-0	0-0	1-1-2	0	0	0	0	0	0	
1-25	at Wisconsin	DNP											
1-29	Minnesota	7	1-2	0-1	0-1	0-1-1	3	0	1	1	0	2	
2-1	at Michigan State	DNP											
2-6	Indiana	5	1-1	0-0	0-0	0-1-1	0	0	1	0	0	2	
2-8	at Michigan	DNP											
2-12	Wisconsin	DNP											
2-16	at Penn State	15	0-5	0-0	0-0	1-1-2	2	0	2	2	1	0	
2-19	at Iowa	7	1-2	0-0	0-0	1-1-2	0	0	0	0	0	2	
2-23	Northwestern	15	2-3	1-1	0-0	0-6-6	3	0	1	0	1	5	
3-3	Purdue	16	1-1	0-0	0-0	1-5-6	1	1	1	0	1	2	
3-6	at Ohio State	8	2-2	0-0	0-0	1-0-1	0	0	0	0	0	4	
3-11	vs. Northwestern	15	0-1	0-1	0-2	0-5-5	0	0	1	1	0	0	
3-12	vs. Minnesota	4	0-0	0-0	0-0	0-1-1	1	0	1	0	0	0	
3-13	vs. Wisconsin	5	0-0	0-0	0-0	0-0-0	0	0	0	0	0	0	
3-17	vs. Fairleigh Dickinson	7	1-1	0-0	1-2	0-0-0	1	0	0	0	0	3	
3-19	vs. Nevada	11	0-0	0-0	0-0	0-1-1	1	0	0	0	0	0	
3-24	vs. Wisconsin-Milwaukee	4	0-1	0-0	0-0	0-1-1	0	2	0	0	0	0	
3-26	vs. Arizona	3	0-0	0-0	2-2	1-1-2	0	0	0	0	0	2	
4-2	vs. Louisville	1	0-0	0-0	0-0	0-0-0	0	0	0	0	0	0	
4-4	vs. North Carolina	5	0-1	0-1	0-0	1-0-1	1	0	0	0	1	0	

2003-04 - Freshman

Date	Opponent	GS	MIN	FG-A	3P-A	FT-A	REB	PF	A	TO	B	S	PTS
11-22	Western Illinois	16	4-6	0-0	1-2	0-3-3	2	2	1	0	0	9	
11-26	Mercer	13	1-3	0-0	2-2	1-2-3	3	1	1	0	0	4	
11-29	at Temple	DNP											
12-2	vs. North Carolina	DNP											
12-6	vs. Arkansas	4	0-0	0-0	0-0	0-0-0	0	1	0	0	0	0	
12-9	vs. Providence	DNP											
12-11	Maryland-Eastern Shore	7	0-2	0-0	3-4	0-2-2	0	0	1	1	0	3	
12-13	Memphis	DNP											
12-23	vs. Missouri	DNP											
12-30	vs. Illinois-Chicago	3	0-1	0-0	0-0	0-0-0	0	0	0	0	0	0	
1-3	Illinois State	DNP											
1-7	Ohio State	1	0-0	0-0	0-0	0-0-0	2	0	0	0	0	0	
1-10	Purdue	0+	0-0	0-0	0-0	0-0-0	0	0	0	0	0	0	
1-14	at Northwestern	DNP											
1-18	Iowa	DNP											
1-21	Penn State	7	1-2	0-0	1-2	0-1-1	0	1	0	0	0	2	
1-24	at Wisconsin	2	0-0	0-0	0-0	0-0-0	0	0	0	0	0	0	
1-31	Michigan	DNP											
2-3	at Indiana	DNP											
2-8	at Minnesota	DNP											
2-10	Michigan State	2	0-1	0-0	0-0	0-0-0	1	0	1	0	0	0	
2-18	Wisconsin	DNP											
2-21	at Penn State	DNP											
2-25	at Iowa	2	0-0	0-0	0-0	0-0-0	0	0	0	0	1	0	
2-28	Northwestern	0+	0-0	0-0	0-0	0-0-0	0	0	0	0	0	0	
3-3	at Purdue	DNP											
3-7	at Ohio State	DNP											
3-12	vs. Indiana	1	0-0	0-0	0-0	0-0-0	0	0	0	0	0	0	
3-13	vs. Michigan	1	0-0	0-0	0-0	0-0-0	0	0	0	0	0	0	
3-14	vs. Wisconsin	1	0-0	0-0	2-2	0-0-0	1	0	0	0	0	0	
3-19	vs. Murray State	1	0-0	0-0	0-0	0-0-0	0	0	0	0	0	0	
3-21	vs. Cincinnati	2	0-0	0-0	0-0	0-1-1	0	0	0	0	0	0	
3-26	vs. Duke	DNP											







33 RICH McBRIDE***

SENIOR GUARD // 6-3 // 205
 SPRINGFIELD, ILL. / LANPHIER H.S.

McBRIDE'S CAREER HIGHS

- Points**22
vs. Memphis (12/13/03)
- FG**7, twice,
vs. Memphis (12/13/03) &
vs. Tennessee-Martin (12/30/05)
- FGA**13, twice,
vs. Memphis (12/13/03) &
vs. Tennessee-Martin (12/30/05)
- 3P**7
vs. Tennessee-Martin (12/30/05)
- 3PA**12
vs. Northwestern (1/21/06)
- FT**4
vs. Purdue (1/28/06)
- FTA**4, twice,
vs. Purdue (1/28/06) &
vs. Iowa (2/26/06)
- Rebounds**6
vs. Chicago State (12/6/04)
- Assists**8
vs. Texas-Pan American (11/20/05)
- Blocks**1, twice,
vs. Valparaiso (12/19/04) &
vs. Penn State (1/12/05)
- Steals**3, four times,
last vs. Missouri (12/21/05)
- Minutes**37
vs. Minnesota (2/28/06)

AT ILLINOIS

2005-06 JUNIOR: Started all 33 game on the season, ranking third on the team in scoring at 10.0 points per game ... Played 30.0 minutes per game after averaging 14.3 minutes in his first two seasons ... Second in the Big Ten with an average of 2.5 threes per game ... Second on the team and seventh in the Big Ten in 3-point field goal shooting at 40.3 percent (83-206) ... Second on the team in assists, averaging 2.1 apg ... Averaged 11.9 ppg over the last 13 games of the season, leading the Illini in scoring in five of those games with 19 points vs. Purdue (Jan. 28), 16 at Wisconsin (Jan. 31), 17 vs. Penn State (Feb. 4), 17 vs. Northwestern (Feb. 15) and 15 vs. Iowa (Feb. 25) ... Scored a season-high 21 points vs. Tennessee-Martin on Dec. 30 behind a career-high seven 3-pointers ... Had a career-high eight assists vs. Texas-Pan American (Nov. 20) ... South Padre Island Invitational All-Tournament Team.

2004-05 SOPHOMORE: Illinois' first guard off the bench played in 38 games, averaging 14.4 minutes per game ... Three-point specialist ranked fourth on the team with 27 treys on the season ... Scored season-high nine points twice, vs. Delaware State (Nov. 17) and Wake Forest (Dec. 1) ... Played a season-high 24 minutes while scoring nine points in Illinois' rout of Wake Forest after Deron Williams got in early foul trouble ... Had career-high six rebounds vs. Chicago State (Dec. 6) ... Dished out a season-high four assists vs. Purdue (March 3).

2003-04 FRESHMAN: Played in 29 games, averaging over 14 minutes per game ... Emerged on the scene with career-high 22 points in 29 minutes of play in win over Memphis Dec. 13 ... Nailed 6-10 three-pointers against Memphis, tying the most 3-pointers in a game by a Big Ten player on the season ... Also had a season-high five assists and season-high five rebounds against Memphis ... Had at least three treys in four games on the season (Memphis, Missouri, Illinois-Chicago and Ohio State) ... His 24 three-pointers were fourth-most on the team.

HIGH SCHOOL

Three-time All-State selection by the *Champaign News-Gazette* and *Chicago Sun-Times* and two-time pick by the *Associated Press*, Illinois Basketball Coaches Association (IBCA) and *Chicago Tribune* ... Finished third in voting for Illinois' Mr. Basketball as a senior ... Four-year letterwinner at Lanphier under Craig Patton, helping the Lions to a 104-23 mark ... Finished his high school career as Lanphier's all-time leading scorer with 2,068 points ... Also Springfield's all-time leading scorer among class AA players ... Averaged 24.6 points, 7.9 rebounds and 2.3 assists per game as a senior ... Made 82 three-pointers as a senior ... Earned All-Conference honors all four years of high school ... EA Sports All-American ... Fourth-Team *Parade* All-American ... Helped Lanphier to second-place finish at 2002 Illinois Class AA state tournament ... Played in the EA Roundball Classic, IBCA, and Wendy's Chicago vs. New York All-Star games after his senior season ... Averaged 14 points per game as a freshman and finished third in the Central State Eight Player of the Year voting, while being named All-Conference ... Averaged 17 points as a sophomore, and was the conference player of the year after helping his team to a 25-4 record ... Averaged 18 points, five rebounds and four assists as a junior, while shooting 49 percent from the field and 43 percent from 3-point range and helping his team to a 32-2 mark and second place at the state tournament ... Consensus Top 50 recruit ... Played on the 2002 USA Basketball Men's Youth Development Festival ... AAU Teammate with fellow Illini Brian Randle on the Ft. SOOY team coached by Verdell Jones.

PERSONAL

Born Jan. 29, 1985 ... Parents are Richard and Bernadine McBride ... Majoring in sport management ... Lists his biggest thrill in sports as helping Lanphier to a runner-up finish at the state tournament as a junior ... Favorite athlete is NBA star Tracy McGrady because of the attitude he shows on and off the court ... Says his parents most influenced his athletics career by sticking by him and pushing him in the right direction.

#33 RICH McBRIDE***

SENIOR GUARD // 6-3 // 205 // SPRINGFIELD, ILL. / LANPHIER H.S.



McBRIDE AT THE NCAA TOURNAMENT

2004													
Date	Opponent	GS	MIN	FG-A	3P-A	FT-A	REB	PF	A	TO	B	S	PTS
3-19	Murray State		13	1-3	1-2	0-0	3-0-3	2	0	0	0	0	3
3-21	Cincinnati		10	2-3	2-3	0-0	0-0-0	1	0	0	0	0	6
3-26	Duke		10	0-2	0-0	0-0	1-0-1	1	1	0	0	0	0
2005													
Date	Opponent	GS	MIN	FG-A	3P-A	FT-A	REB	PF	A	TO	B	S	PTS
3-17	Fairleigh Dickinson		9	0-2	0-2	0-0	0-1-1	0	0	0	0	1	0
3-19	Nevada		6	0-0	0-0	0-0	0-0-0	2	0	0	0	0	0
3-24	Wisconsin-Milwaukee		8	0-1	0-1	0-0	0-0-0	2	0	1	0	0	0
3-26	Arizona		8	1-2	1-2	0-0	0-1-1	1	0	0	0	0	3
4-2	Louisville		8	0-1	0-1	0-0	0-1-1	0	0	0	0	0	0
4-4	North Carolina		2	0-0	0-0	0-0	0-0-0	0	0	0	0	0	0
2006													
Date	Opponent	GS	MIN	FG-A	3P-A	FT-A	REB	PF	A	TO	B	S	PTS
3-16	Air Force	*	25	2-6	1-5	0-0	0-2-2	4	2	2	0	0	5
3-18	Washington	*	31	5-10	3-5	0-0	0-4-4	4	3	2	0	0	13
Total: (11 games)		2	<u>130</u>	<u>11-30</u>	<u>8-21</u>	<u>0-0</u>	<u>4-9-13</u>	17	6	5	0	1	30
Averages:			11.8	.367	.381	.000	1.2	0.5	0.0	0.1	0.1	2.7	

McBRIDE'S CAREER STATISTICS

Year	G-GS	MIN-Avg	FGM-A/%	3PM-A/%	FTM-A/%	OR-OR - TOT/Avg	PF-DQ	A	TO	B	S	PTS/Avg
03-04	29-0	411-14.2	30-99/.303	24-74/.324	8-10/.800	16-20-36/1.2	55-1	31	13	0	14	92/3.2
04-05	38-0	546-14.4	32-99/.323	27-87/.310	7-7/1.000	16-35-51/1.3	41-0	29	19	2	15	98/2.6
05-06	33-33	989-30.0	112-277/.404	83-206/.403	22-25/.880	5-55-60/1.8	63-0	70	47	0	24	329/10.0
Totals	100-33	1946-19.5	174-475/.366	134-367/.365	37-42/.881	37-110-147/1.5	159-1	130	79	2	53	519/5.2

ILLINOIS BASKETBALL COACHES REVIEW RECORDS TRADITION MEDIA

#33 RICH McBRIDE***

SENIOR GUARD // 6-3 // 205 // SPRINGFIELD, ILL. / LANPHIER H.S.

McBRIDE'S GAME-BY-GAME STATISTICS

2005-06 - Junior

Date	Opponent	GS	MIN	FG-A	3P-A	FT-A	REB	PF	A	TO	B	S	PTS
11-18	South Dakota State	*	29	5-9	4-7	1-2	0-3-3	2	4	1	0	3	15
11-20	Texas-Pan Am	*	33	4-13	3-10	0-0	2-0-2	2	8	1	0	1	11
11-22	Texas Southern	*	17	3-6	3-6	0-0	0-0-0	2	2	1	0	2	9
11-25	vs. Wichita State	*	34	3-9	2-6	0-0	1-2-3	1	2	1	0	0	8
11-26	vs. Rutgers	*	30	4-7	3-6	0-0	0-2-2	4	2	0	0	0	11
11-29	at North Carolina	*	33	4-11	3-8	1-1	0-3-3	1	5	2	0	1	12
12-3	vs. Xavier	*	33	1-7	1-4	0-0	0-3-3	2	2	1	0	0	3
12-5	Ark.-Little Rock	*	22	0-6	0-4	2-2	1-2-3	0	1	1	0	1	2
12-8	Georgetown	*	32	2-5	2-3	2-2	0-3-3	0	0	0	0	0	8
12-10	vs. Oregon	*	28	5-12	3-10	0-0	0-2-2	1	2	1	0	0	13
12-18	Coppin State	*	29	3-8	3-8	0-0	0-1-1	3	0	4	0	0	9
12-21	vs. Missouri	*	33	2-6	1-4	0-0	0-2-2	1	4	3	0	3	5
12-28	SE Missouri State	*	24	2-4	2-3	0-0	0-0-0	0	1	1	0	1	6
12-30	Tennessee-Martín	*	24	7-12	7-10	0-0	0-4-4	4	1	2	0	2	21
1-5	Michigan State	*	31	3-6	2-4	0-0	0-1-1	1	2	1	0	0	8
1-7	at Iowa	*	28	1-7	1-6	0-0	0-2-2	2	2	1	0	1	3
1-14	Michigan	*	26	2-7	1-6	0-0	0-0-0	3	3	3	0	0	5
1-17	at Indiana	*	33	2-7	1-5	0-0	0-3-3	0	1	2	0	0	5
1-21	at Northwestern	*	29	4-12	4-12	0-0	0-0-0	2	1	2	0	1	12
1-25	Minnesota	*	23	3-8	2-7	0-0	0-1-1	3	3	1	0	0	8
1-28	Purdue	*	34	6-10	3-6	4-4	0-2-2	1	2	1	0	0	19
1-31	at Wisconsin	*	32	5-10	4-6	2-2	0-1-1	4	0	0	0	1	16
2-4	Penn State	*	28	6-10	5-9	0-0	0-2-2	2	3	2	0	1	17
2-12	at Ohio State	*	30	1-8	1-5	0-0	0-2-2	3	2	0	0	0	3
2-15	Northwestern	*	34	6-10	4-8	1-2	0-1-1	2	0	1	0	1	17
2-19	Indiana	*	34	2-8	2-7	2-2	0-3-3	2	2	3	0	1	8
2-21	at Michigan	*	35	2-8	1-5	0-0	0-2-2	1	3	1	0	0	5
2-25	Iowa	*	30	4-7	4-5	3-4	0-0-0	0	1	3	0	0	15
2-28	at Minnesota	*	37	5-10	2-5	0-0	1-1-2	2	2	1	0	2	12
3-4	at Michigan State	*	34	4-9	2-3	2-2	0-0-0	3	3	1	0	1	12
3-10	vs. Michigan State	*	34	4-9	3-8	2-2	0-1-1	1	1	1	0	1	13
3-16	vs. Air Force	*	25	2-6	1-5	0-0	0-2-2	4	2	2	0	0	5
3-18	vs. Washington	*	31	5-10	3-5	0-0	0-4-4	4	3	2	0	0	13

2004-05 - Sophomore

Date	Opponent	GS	MIN	FG-A	3P-A	FT-A	REB	PF	A	TO	B	S	PTS
11-19	Delaware State		15	3-4	3-4	0-0	0-0-0	0	1	1	0	0	9
11-21	Florida A&M		16	1-4	1-4	0-0	0-1-1	1	1	1	0	0	3
11-24	Oakland		15	2-4	2-4	0-0	0-0-0	0	0	1	0	0	6
11-27	vs. Gonzaga		18	1-5	1-4	0-0	1-0-1	2	2	0	0	0	3
12-1	Wake Forest		24	3-6	3-6	0-0	1-0-1	0	2	0	0	0	9
12-4	vs. Arkansas		12	1-3	0-2	0-0	0-2-2	1	0	0	0	0	2
12-6	Chicago State		19	3-4	1-2	0-0	2-4-6	2	2	3	0	0	7
12-9	at Georgetown		19	0-2	0-2	2-2	0-3-3	2	2	1	0	1	2
12-11	vs. Oregon		14	0-3	0-3	0-0	0-0-0	0	0	0	0	0	0
12-19	Valparaiso		12	1-2	1-2	0-0	0-1-1	1	0	0	1	1	3
12-22	vs. Missouri		11	0-1	0-1	0-0	0-1-1	0	0	0	0	0	0
12-27	Longwood		22	3-4	2-3	0-0	0-2-2	1	0	1	0	1	8
12-30	vs. Northwestern State		10	0-1	0-1	0-0	0-1-1	2	1	0	0	1	0
12-31	vs. Cincinnati		19	1-3	1-2	0-0	0-1-1	1	0	1	0	0	3
1-5	Ohio State		13	1-3	1-2	0-0	1-0-1	0	0	0	0	0	3
1-8	at Purdue		19	2-2	2-2	0-0	1-1-2	0	0	0	0	0	2
1-12	Penn State		19	2-7	2-7	0-0	1-1-2	4	1	1	1	1	6
1-15	at Northwestern		23	0-3	0-3	0-0	1-1-2	3	2	1	0	0	0
1-20	Iowa		21	0-3	0-3	0-0	1-0-1	0	2	0	0	1	0
1-25	at Wisconsin		10	1-2	1-2	0-0	0-0-0	0	0	0	0	1	3
1-29	Minnesota		20	1-3	1-1	0-0	2-2-4	3	0	0	0	1	3
2-1	at Michigan State		12	1-1	1-1	0-0	0-0-0	0	2	0	0	0	3
2-6	Indiana		19	0-3	0-3	2-2	0-4-4	1	0	1	0	0	2
2-8	at Michigan		3	0-1	0-1	0-0	0-0-0	2	1	0	0	0	0
2-12	Wisconsin		20	1-1	1-1	0-0	2-1-3	1	2	0	0	0	3
2-16	at Penn State		21	0-5	0-5	0-0	0-1-1	3	0	0	0	2	0
2-19	at Iowa		DNP - Illness										
2-23	Northwestern		22	0-2	0-2	0-0	0-1-1	0	2	1	0	0	0
3-3	Purdue		19	1-2	1-2	0-0	0-1-1	1	4	3	0	0	3
3-6	at Ohio State		6	0-0	0-0	0-0	1-0-1	2	0	0	0	0	0
3-11	vs. Northwestern		15	1-5	0-3	3-3	0-1-1	2	1	1	0	1	5
3-12	vs. Minnesota		9	0-3	0-2	0-0	2-1-3	0	1	1	0	1	0
3-13	vs. Wisconsin		8	1-1	1-1	0-0	1-0-1	1	0	0	0	0	0
3-17	vs. Fairleigh Dickinson		9	0-2	0-2	0-0	0-1-1	0	0	0	0	1	0
3-19	vs. Nevada		6	0-0	0-0	0-0	0-0-0	2	0	0	0	0	0
3-24	vs. Wisconsin-Milwaukee		8	0-1	0-1	0-0	0-0-0	2	0	1	0	0	0
3-26	vs. Arizona		8	1-2	1-2	0-0	0-1-1	1	0	0	0	0	3
4-2	vs. Louisville		8	0-1	0-1	0-0	0-1-1	0	0	0	0	0	0
4-4	vs. North Carolina		2	0-0	0-0	0-0	0-0-0	0	0	0	0	0	0

2003-04 - Freshman

Date	Opponent	GS	MIN	FG-A	3P-A	FT-A	REB	PF	A	TO	B	S	PTS
11-22	Western Illinois		DNP										
11-26	Mercer		DNP										
11-29	at Temple		DNP										
12-2	vs. North Carolina		DNP										
12-6	vs. Arkansas		10	0-4	0-3	0-1	1-1-2	3	1	0	0	2	0
12-9	vs. Providence		4	0-1	0-1	0-0	0-0-0	1	0	0	0	0	0
12-11	Maryland-Eastern Shore		22	1-5	0-2	0-0	0-1-1	4	1	2	0	3	2
12-13	Memphis		29	7-13	6-10	2-3	1-4-5	1	5	0	0	0	22
12-23	vs. Missouri		19	3-4	3-4	0-0	0-0-0	4	1	0	0	3	9
12-30	vs. Illinois-Chicago		27	3-6	3-6	0-0	0-1-1	2	2	2	0	0	9
1-3	Illinois State		11	0-2	0-2	0-0	0-0-0	2	1	1	0	0	0
1-7	Ohio State		28	3-10	3-9	2-2	0-4-4	3	2	3	0	0	11
1-10	Purdue		33	2-6	1-4	0-0	2-1-3	1	0	0	0	0	5
1-14	at Northwestern		25	0-7	0-6	0-0	1-0-1	4	3	0	0	0	0
1-17	Iowa		14	0-1	0-0	0-0	0-1-1	4	0	1	0	0	0
1-21	Penn State		15	1-3	0-2	0-0	0-1-1	1	3	1	0	0	2
1-24	at Wisconsin		12	0-3	0-3	0-0	0-2-2	S-1	1	1	0	1	0
1-31	Michigan		15	1-3	1-3	2-2	0-1-1	1	1	0	0	0	5
2-3	at Indiana		18	0-4	0-3	0-0	1-1-1	0	0	1	0	1	0
2-8	at Minnesota		3	0-1	0-1	0-0	0-0-0	1	0	0	0	0	0
2-10	Michigan State		12	0-1	0-1	0-0	0-2-2	3	2	0	0	1	0
2-18	Wisconsin		3	0-1	0-0	0-0	1-0-1	0	0	0	0	0	0
2-21	at Penn State		7	1-1	0-0	0-0	0-0-0	1	1	0	0	0	2
2-25	at Iowa		10	2-3	2-3	0-0	0-0-0	1	0	0	0	0	6
2-28	Northwestern		7	0-1	0-1	0-0	0-0-0	2	2	0	0	1	0
3-3	at Purdue		3	0-0	0-0	0-0	0-0-0	2	0	0	0	1	0
3-7	at Ohio State		3	0-0	0-0	0-0	0-0-0	2	0	0	0	0	0
3-12	vs. Indiana		19	1-4	0-1	0-0	1-1-2	0	1	0	0	0	2
3-13	vs. Michigan		20	2-3	2-3	2-2	1-0-1	1	1	0	0	0	8
3-14	vs. Wisconsin		9	0-4	0-1	0-0	3-0-3	2	2	1	0	1	0
3-19	vs. Murray State		13	1-3	1-2	0-0	3-0-3	2	0	0	0	0	3
3-21	vs. Cincinnati		10	2-3	2-3	0-0	0-0-0	1	0	0	0	0	6
3-26	vs. Duke		10	0-2	0-0	0-0	1-0-1	1	1	0	0	0	0





ILLINOIS
33

ROUNDS
UNIVERSITY



25 CALVIN BROCK*

REDSHIRT SOPHOMORE GUARD // 6-5 // 195
CHICAGO, ILL. / SIMEON H.S.

BROCK'S CAREER HIGHS

Points6
vs. Coppin State (12/18/05)

FG2, twice,
vs. Oregon (12/10/05) &
vs. Coppin State (12/18/05)

FGA5
vs. Coppin State (12/18/05)

3P1
vs. Coppin State (12/18/05)

3PA2
vs. Coppin State (12/18/05)

FT3
vs. South Dakota State (11/18/05)

FTA6
vs. South Dakota State (11/18/05)

Rebounds9
vs. Tennessee-Martin (12/30/05)

Assists2, twice,
vs. Texas Southern (11/22/05) &
vs. Coppin State (12/18/05)

Blocks1, twice,
vs. South Dakota State (11/18/05) &
vs. Wichita State (11/25/05)

Steals1, four times,
last vs. Tennessee-Martin (12/30/05)

Minutes20
vs. Coppin State (12/18/05)

AT ILLINOIS

2005-06 FRESHMAN: Played in 17 games on the season, averaging 1.4 points and 1.6 rebounds ... Had a career-high six points and six rebounds vs. Coppin State on Dec. 18 ... Had a career-high nine rebounds vs. Tennessee-Martin on Dec. 30.

2004-05 REDSHIRT: Sat out the season as a redshirt ... Broke his left hand in practice on March 8 ... During the summer of 2005, traveled to Europe with the Big Ten Men's Basketball Foreign Tour Team, averaging 9.8 points and 4.2 rebounds.

HIGH SCHOOL

Chicago Sun-Times Player of the Year as a senior ... First-Team All-State pick by *Associated Press*, *Chicago Sun-Times*, *IBCA*, *Chicago Tribune* and *Champaign-Urbana News-Gazette* after averaging 24 points, 11 rebounds, four assists, five blocks and three steals per game for the Wolverines ... Led Simeon to a record of 26-5 and the Elite Eight of the 2004 Class AA state tournament ... Named to the Chicago Public League All-Academic team ... Played in the EA Sports Roundball Classic in Chicago and the Wendy's All-Star Shootout game between high school stars from Chicago and New York ... Played for the legendary Bob Hambric at Simeon.

PERSONAL

Born May 5, 1986 ... Mother is Stephanie Williams ... Stepfather is Quadir Dawan ... Majoring in sport management ... Joins list of Simeon alums to attend Illinois that includes Nick Anderson, all-time scoring leader Deon Thomas, Bryant Notree, Ervin Small and Kevin Turner ... Anderson and Thomas also earned *Chicago Sun-Times* Player-of-the-Year honors at Simeon ... Thomas, Anderson and Turner are among the 30 leading scorers in Illinois basketball history ... Graduated among the top seven percent in his class and was on the Public League All-Academic Team as a junior and senior ... Member of the National Honor Society ... Classmate Bryant Creamer, an All-State football player for Simeon, is a wide receiver for the Fighting Illini gridgers ... Brock was also an outstanding centerfielder for the Simeon baseball squad ... Favorite basketball player is Michael Jordan.

BROCK'S GAME-BY-GAME STATISTICS

2005-06 - Freshman

Date	Opponent	GS	MIN	FG-A	3P-A	FT-A	REB	PF	A	TO	B	S	PTS
11-18	South Dakota State	10	0-0	0-0	3-6	0-0-0	3	0	0	0	0	1	3
11-20	Texas-Pan American	DNP											
11-22	Texas Southern	15	1-3	0-0	1-2	1-1-2	1	2	1	0	1	3	
11-25	vs. Wichita State	4	0-1	0-0	0-0	1-1-2	1	1	0	1	0	0	
11-26	vs. Rutgers	5	0-0	0-0	0-2	0-1-1	2	0	0	0	0	0	
11-29	at North Carolina	2	0-0	0-0	0-0	0-0-0	0	0	0	0	0	0	
12-3	vs. Xavier	DNP											
12-5	Arkansas-Little Rock	7	1-2	0-1	0-1	0-2-2	2	0	0	0	0	0	2
12-8	Georgetown	DNP											
12-10	vs. Oregon	4	2-4	0-1	0-0	0-0-0	2	0	0	0	1	4	
12-18	Coppin State	20	2-5	1-2	1-2	1-5-6	2	2	2	0	0	6	
12-21	vs. Missouri	4	0-1	0-0	0-0	0-0-0	0	0	0	0	0	0	
12-28	SE Missouri State	8	0-1	0-0	0-0	0-1-1	1	1	1	0	0	0	
12-30	Tennessee-Martin	14	1-4	0-1	0-0	1-8-9	1	1	3	0	1	2	
1-5	Michigan State	DNP											
1-7	at Iowa	DNP											
1-14	Michigan	DNP											
1-17	at Indiana	DNP											
1-21	at Northwestern	DNP											
1-25	Minnesota	7	1-2	0-1	0-0	1-2-3	0	0	0	0	0	2	
1-28	Purdue	4	0-0	0-0	1-2	0-1-1	1	0	0	0	0	1	
1-31	at Wisconsin	DNP											
2-4	Penn State	DNP											
2-12	at Ohio State	2	0-1	0-0	0-0	0-0-0	0	0	0	0	0	0	
2-15	Northwestern	1	0-0	0-0	0-0	0-0-0	0	0	0	0	0	0	
2-19	Indiana	ONP											
2-21	at Michigan	DNP											
2-25	Iowa	1	0-0	0-0	0-0	0-0-0	0	0	0	0	0	0	
2-28	at Minnesota	ONP											
3-4	at Michigan State	DNP											
3-10	vs. Michigan State	DNP											
3-16	vs. Air Force	1	0-0	0-0	0-0	0-0-0	0	0	1	0	0	0	
3-18	vs. Washington	DNP											



BROCK AT THE NCAA TOURNAMENT

2006

Date	Opponent	GS	MIN	FG-A	3P-A	FT-A	REB	PF	A	TD	B	S	PTS
3-16	vs. Air Force	1		0-0	0-0	0-0	0-0-0	0	0	1	0	0	0
3-18	vs. Washington	DNP											
Total: (1 game)		0	1	0-0	0-0	0-0	0-0-0	0	0	1	0	0	0
Averages:			1.0	.000	.000	.000	0.0	0.0	0.0	0.0	0.0	0.0	0.0

BROCK'S CAREER STATISTICS

Year	G-GS	MIN-Avg	FGM-A%	3PM-A%	FTM-A%	OR-DR - TOT/Avg	PF-DQ	A	TD	B	S	PTS/Avg
05-06	17-0	109-6.4	8-24/.333	1-6/.167	6-15/.400	5-22-27/1.6	16-0	7	8	1	4	23/1.4
Totals	17-0	109-6.4	8-24/.333	1-6/.167	6-15/.400	5-22-27/1.6	16-0	7	8	1	4	23/1.4



3 CHESTER FRAZIER*

SOPHOMORE GUARD // 6-2 // 190

BALTIMORE, MD. / LAKE CLIFTON-EASTERN H.S. / NOTRE DAME (MASS.) PREP

FRAZIER'S CAREER HIGHS

Points6
vs. Northwestern (1/21/06)

FG2
vs. Northwestern (1/21/06)

FGA5
vs. Texas-Pan American (11/20/05)

3P1, five times,
last vs. Michigan State (3/4/06)

3PA5
vs. Texas-Pan American (11/20/05)

FT2
vs. Texas Southern (11/22/05)

FTA4
vs. Tennessee-Martin (12/30/05)

Rebounds5, three times,
last vs. Indiana (2/19/06)

Assists8
vs. Tennessee-Martin (12/30/05)

Blocks0

Steals1, five times,
last vs. Wisconsin (1/31/06)

Minutes22, twice,
vs. Texas-Pan American (11/20/05) &
vs. Tennessee-Martin (12/30/05)

AT ILLINOIS

2005-06 FRESHMAN: Reserve point guard played in 27 games, averaging 13.4 minutes per contest ... Owned an assist-to-turnover ratio of 2.4 on the season (50 assists/21 turnovers) ... Had a career-high eight assists vs. Tennessee-Martin on Dec. 30 ... Scored a career-high six points at Northwestern on Jan. 21 ... Totaled a season-high five rebounds in three games; vs. Rutgers (Nov. 26), vs. Southeast Missouri State (Dec. 28) and vs. Indiana (Feb. 19) ... Missed five games in December with a strained quadriceps muscle.

PREP SCHOOL

Attended Notre Dame Preparatory School in Fitchburg, Mass. as a fifth-year player during the 2004-05 season ... Coached by Bill Barton ... Averaged 16 points and seven assists ... Second-team All-Prep by Scout.com ... Top-50 Prep by Hoop Scoop ... Notre Dame posted a 23-12 record, playing one of the toughest schedules in the country, and advanced to the semifinals of the NEPSAC Class A Tournament ... During the summer of 2005, traveled to Europe with the Sport Tours International All-Stars Team, ranking third on the team in scoring with an average of 10.8 points during the six-game tour.

HIGH SCHOOL

Attended Lake Clifton-Eastern High School, where he was coached by Herman Harried ... Averaged 16 points, eight assists, six rebounds and two steals as a senior, earning first-team All-Baltimore City/County honors and second-team All-Metro accolades by the *Baltimore Sun* ... Helped lead Lake Clifton-Eastern to a 19-5 record and a final ranking of 10th by the *Baltimore Sun* ... Selected to play in the Charm City Challenge, an annual game featuring all-stars from Baltimore against U.S. all-stars ... Played for the Cecil-Kirk AAU program out of Maryland, coached by Anthony Lewis ... Cecil-Kirk was runner-up at the Las Vegas 2004 Main Event and won the Las Vegas 2004 National Youth Basketball Championships.


PERSONAL

Born April 14, 1986 ... Mother is Peggy Lynch ... Father is Chester Frazier Sr. ... Enrolled in the College of Liberal Arts and Sciences, general curriculum ... Has three brothers and three sisters ... First Baltimore native ever to sign with the Fighting Illini ... Hobbies include playing table tennis, watching movies and reading ... Credits his brothers with most influencing his basketball career ... Favorite athlete is Detroit Pistons point guard Chauncey Billups "because he can take over a game at any time with or without scoring."

FRAZIER'S GAME-BY-GAME STATISTICS

2005-06 - Freshman

Date	Opponent	GS	MIN	FG-A	3P-A	FT-A	REB	PF	A	TO	B	S	PTS
11-18	South Dakota State	16	1-2	0-1	0-0	0-1-1	1	4	0	0	0	0	2
11-20	Texas-Pan American	22	1-5	1-5	0-0	2-1-3	0	2	0	0	0	0	3
11-22	Texas Southern	18	1-3	0-1	2-2	1-2-3	2	4	1	0	0	0	4
11-25	vs. Wichita State	13	0-0	0-0	0-0	0-0-0	3	2	0	0	0	0	0
11-26	vs. Rutgers	19	0-1	0-1	1-3	1-4-5	1	2	2	0	1	1	1
11-29	at North Carolina	14	0-2	0-1	0-0	0-2-2	1	1	0	0	1	0	0
12-3	vs. Xavier	10	0-2	0-2	0-0	0-0-0	0	0	1	0	0	0	0
12-5	Arkansas-Little Rock	DNP-Inj.											
12-8	Georgetown	DNP-Inj.											
12-10	vs. Oregon	DNP-Inj.											
12-18	Coppin State	DNP-Inj.											
12-21	vs. Missouri	DNP-Inj.											
12-28	SE Missouri State	13	0-1	0-0	0-0	1-4-5	0	5	0	0	0	1	0
12-30	Tennessee-Martin	22	0-2	0-2	1-4	0-0-0	0	8	1	0	1	1	1
1-5	Michigan State	15	1-1	1-1	0-0	1-1-2	0	1	0	0	0	0	3
1-7	at Iowa	11	1-3	0-2	0-0	0-0-0	4	0	2	0	0	0	2
1-14	Michigan	DNP											
1-17	at Indiana	11	0-1	0-0	0-0	0-1-1	1	2	1	0	0	0	0
1-21	at Northwestern	14	2-3	1-1	1-2	0-1-1	2	0	2	0	1	6	
1-25	Minnesota	17	0-1	0-1	0-0	0-1-1	1	3	2	0	0	0	0
1-28	Purdue	15	0-2	0-2	1-2	0-1-1	0	1	1	1	1	1	1
1-31	at Wisconsin	12	0-2	0-1	0-0	1-2-3	1	1	0	0	1	0	0
2-4	Penn State	7	0-1	0-1	0-0	0-0-0	2	2	0	0	0	0	0
2-12	at Ohio State	17	1-3	0-1	2-2	0-3-3	3	1	2	0	0	4	
2-15	Northwestern	8	0-1	0-1	0-0	0-0-0	0	0	1	1	0	0	0
2-19	Indiana	15	0-1	0-1	1-2	1-4-5	1	1	1	0	0	1	1
2-21	at Michigan	12	0-1	0-0	0-0	0-1-1	4	2	0	0	0	0	0
2-25	Iowa	10	0-3	0-2	0-0	0-0-0	1	1	0	0	0	0	0
2-28	at Minnesota	9	1-2	1-2	0-0	0-1-1	2	0	0	0	0	3	
3-4	at Michigan State	18	1-3	1-2	0-0	0-3-3	0	4	2	0	0	3	
3-10	vs. Michigan State	5	0-0	0-0	0-0	0-1-1	2	1	0	0	0	0	0
3-16	vs. Air Force	10	0-1	0-1	0-1	0-0-0	0	1	1	0	0	0	0
3-18	vs. Washington	10	0-1	0-1	0-0	0-3-3	1	1	1	0	0	0	0



FRAZIER AT THE NCAA TOURNAMENT

2006 Date	Opponent	GS	MIN	FG-A	3P-A	FT-A	REB	PF	A	TO	B	S	PTS
3-16	vs. Air Force		10	0-1	0-1	0-1	0-0-0	0	1	1	0	0	0
3-18	vs. Washington		10	0-1	0-1	0-0	0-3-3	1	1	1	0	0	0
Total: (2 games)		0	20	0-2	0-2	0-1	0-3-3	1	2	2	0	0	0
Averages:			10.0	.000	.000	.000	1.5	1.0			0.0	0.0	0.0

FRAZIER'S CAREER STATISTICS

Year	G-GS	MIN-Avg	FGM-A/%	3PM-A/%	FTM-A/%	OR-OR - TOT/Avg	PF-DQ	A	TO	B	S	PTS/Avg
05-06	27-0	363-13.4	10-48/208	5-32/156	9-18/500	8-37-45/1.7	33-0	50	21	2	7	34/1.3
Totals	27-0	363-13.4	10-48/208	5-32/156	9-18/500	8-37-45/1.7	33-0	50	21	2	7	34/1.3



2 CHRIS HICKS*

JUNIOR GUARD // 6-2 // 190

CHICAGO, ILL. / WHITNEY YOUNG H.S.

AT ILLINOIS

2005-06 SOPHOMORE: Earned a spot on the team as a walk-on following open tryouts held in October ... Saw action in 11 games on the season, totaling 10 points.

HIGH SCHOOL

Four-year basketball letterwinner at Whitney Young, earning varsity letters during his junior and senior seasons ... Averaged 12 points and six rebounds as a senior ... Advanced to the state finals of the IHSA Class AA dunk contest in 2003 and 2004 ... Also competed in track & field for two years, running the 400 meters and relays.

PERSONAL

Born Dec. 25, 1985 ... Mother is Beverly Poindexter ... Father is Cornelius Hicks ... Majoring in kinesiology ... Was a student athletic trainer at Illinois before joining the Illini team ... Member of the Chicago Public League All-Academic Team ... Favorite athlete is Michael Jordan.

HICKS' CAREER HIGHS

Points4
vs. Tennessee-Martin (12/30/05)

FG2
vs. Tennessee-Martin (12/30/05)

FGA2
vs. Tennessee-Martin (12/30/05)

3P0

3PA1, twice,
vs. Arkansas-Little Rock (12/5/05) &
vs. Missouri (12/21/05)

FT2, twice,
vs. Texas Southern (11/22/05) &
vs. Rutgers (11/26/05)

FTA2, four times,
last vs. Southeast Missouri State
(12/28/05)

Rebounds1
vs. Minnesota (1/25/06)

Assists1
vs. Arkansas-Little Rock (12/5/05)

Blocks0

Steals0

Minutes3
vs. Coppin State (12/18/05)

HICKS' GAME-BY-GAME STATISTICS

2005-06 - Sophomore

Date	Opponent	GS	MIN	FG-A	3P-A	FT-A	REB	PF	A	TO	B	S	PTS
11-18	South Dakota State		DNP										
11-20	Texas-Pan American		DNP										
11-22	Texas Southern		2	0-0	0-0	2-2	0-0-0	0-0	0	0	0	0	2
11-25	vs. Wichita State		DNP										
11-26	vs. Rutgers		1	0-0	0-0	2-2	0-0-0	0-0	0	0	0	0	2
11-29	at North Carolina		DNP										
12-3	vs. Xavier		DNP										
12-5	Arkansas-Little Rock		2	0-1	0-1	1-2	0-0-0	0-0	1	0	0	0	1
12-8	Georgetown		DNP										
12-10	vs. Oregon		2	0-0	0-0	0-0	0-0-0	0-0	0	0	0	0	0
12-18	Coppin State		3	0-0	0-0	0-0	0-0-0	0-0	0	0	0	0	0
12-21	vs. Missouri		2	0-1	0-1	0-0	0-0-0	0-0	0	0	0	0	0
12-28	SE Missouri State		2	0-0	0-0	1-2	0-0-0	0-0	0	0	0	0	1
12-30	Tennessee-Martin		2	2-2	0-0	0-0	0-0-0	0-0	0	0	0	0	4
1-5	Michigan State		DNP										
1-7	at Iowa		DNP										
1-14	Michigan		DNP										
1-17	at Indiana		DNP										
1-21	at Northwestern		DNP										
1-25	Minnesota		2	0-1	0-0	0-0	0-1-1	0-0	0	0	0	0	0
1-28	Purdue		1	0-0	0-0	0-0	0-0-0	0-0	0	0	0	0	0
1-31	at Wisconsin		DNP										
2-4	Penn State		DNP										
2-12	at Ohio State		DNP										
2-15	Northwestern		DNP										
2-19	Indiana		DNP										
2-21	at Michigan		DNP										
2-25	Iowa		0+	0-0	0-0	0-0	0-0-0	0-0	0	0	0	0	0
2-28	at Minnesota		DNP										
3-4	at Michigan State		DNP										
3-10	vs. Michigan State		DNP										
3-16	vs. Air Force		DNP										
3-18	vs. Washington		DNP										



HICKS' CAREER STATISTICS

Year	G-BS	MIN-Avg	FGM-A/%	3PM-A/%	FTM-A/%	OR-OR - TOT/Avg	PF-DQ	A	TO	B	S	PTS/Avg
05-06	11-0	19-1.7	2-5/.400	0-2/.000	6-8/.750	0-1-1/0.1	0-0	1	0	0	0	10/0.9
Totals	11-0	19-1.7	2-5/.400	0-2/.000	6-8/.750	0-1-1/0.1	0-0	1	0	0	0	10/0.9



55 SHAUN PRUITT**

JUNIOR FORWARD/CENTER // 6-10 // 245

AURORA, ILL. / WEST AURORA H.S.

AT ILLINOIS

2005-06 SOPHOMORE: Started all 33 games on the season and averaged 19.4 minutes per game, after averaging 4.6 minutes last season ... One of Illinois' most improved players last year, he averaged 6.2 points on 52.4 percent shooting (86-164) on the season ... Scored in double figures six times ... Third on the team in rebounding, averaging 5.1 boards ... Ranked seventh in the Big Ten in field goal shooting in conference games only at 54.3 percent (50-92) ... Scored a career-high 17 points on 7-9 shooting along with a career-high three blocks at Indiana (Jan. 17) ... Pulled down a career-high 10 rebounds at Northwestern (Jan. 21) ... Averaged 9.4 points over the final five games of the regular season ... Shot 71 percent from the field (22-31) over the final seven games of the regular season.

2004-05 FRESHMAN: Saw action in 21 games on the season, averaging 4.6 minutes per game ... Scored a season-high seven points and grabbed a season-high five rebounds vs. Florida A&M (Nov. 21).

HIGH SCHOOL

Illinois Mr. Basketball runner-up in 2004 ... Considered the top big man in the state of Illinois ... Led West Aurora to tie school record with 32 wins and third place finish at Class AA state tournament, averaging 16.5 points, 8.5 rebounds, four blocks, two assists and two steals per game ... Played with two other Div. I basketball recruits at West Aurora with Justin Cerasoli (Mississippi) and Jeh Thomas (Florida A&M) ... Led Blackhawks with game highs of 21 points and nine rebounds in win over two-time state champion Peoria Central ... West Aurora was

the only team from Illinois to defeat Peoria Central in over two seasons ... West Aurora moved to No. 6 national ranking by *USA Today* after win over Peoria Central ... Blackhawks compiled a record of 85-7 during his three seasons, the best record in the state ... Captured DuPage Valley Conference MVP honors after leading team to third consecutive 14-0 conference record, 45 consecutive conference wins and fifth-straight conference championship overall ... First-Team All-State by the *Associated Press*, IBCA and *Chicago Tribune* ... *Aurora Beacon News* Player of the Year ... Second-Team All-State by the *Chicago Sun-Times* ... Consensus national top 75 player as a senior ... Led Team Illinois in rebounding with nine in 2004 Wendy's Classic and in defeat of Chinese Junior National Team in June of 2004 ... Grabbed a career-high 15 rebounds vs. Missouri's top-ranked private school, Chaminade, at KMDX Shootout in St. Louis ... As a junior, appeared in final eight games of the season on 26-2 team, returning from a preseason broken ankle ... Averaged 14.5 points and 7.5 rebounds ... Had strong summer performances at NBA Players Association camp, his second Nike All-American camp (receiving Top 25 honors), Adidas Big Time and AAU Nationals ... As a sophomore, led West Aurora to state super-sectional and 27-3 record, returning from broken foot in second game to average 12.5 points and 6.5 rebounds in 17 games ... Played for legendary coach Gordy Kerkman at West Aurora ... Attended Chicago Providence St. Mel as a freshman, and was a member of a 23-7 super-sectional team.

PERSONAL

Born Nov. 22, 1985 in Chicago ... Mother is Debra Pruitt ... Father is Steve Pruitt ... Majoring in speech communications ... Father played basketball at Olive-Harvey College ... First Aurora player since Kenny Battle to join the Fighting Illini ... Joined Battle on West Aurora's prestigious basketball "Wall of Fame" ... Honor roll student as a senior ... High school teammate of Louisiana State's Dameon Mason as a sophomore and junior ... Favorite athlete is NBA star Kevin Garnett.

PRUITT'S GAME-BY-GAME STATISTICS

2005-06 - Sophomore

Date	Opponent	GS	MIN	FG-A	3P-A	FT-A	REB	PF	A	TO	B	S	PTS
11-18	South Dakota State	*	24	5-5	0-0	1-2	3-6	9	1	1	1	0	11
11-20	Texas-Pan Am	*	15	0-3	0-0	0-0	1-1	2	2	1	0	0	0
11-22	Texas Southern	*	19	4-8	0-0	1-5	4-3	7	1	0	1	0	9
11-25	vs. Wichita State	*	22	5-7	0-0	0-0	1-6	7	4	0	1	0	10
11-26	vs. Rutgers	*	21	2-6	0-0	2-4	2-5	7	1	2	1	0	6
11-29	at North Carolina	*	18	2-2	0-0	0-2	0-2	2	3	0	2	0	4
12-3	vs. Xavier	*	17	0-2	0-0	0-2	2-2	4	3	0	1	0	0
12-5	Ark.-Little Rock	*	21	1-1	0-0	3-4	4-4	8	4	0	1	1	5
12-8	Georgetown	*	13	1-6	0-0	1-1	2-1	3	0	0	0	1	3
12-10	Oregon	*	14	3-5	0-0	2-3	4-3	7	4	1	2	1	8
12-18	Coppin State	*	24	0-0	0-0	4-6	1-1	2	1	0	0	0	4
12-21	vs. Missouri	*	20	2-5	0-0	1-2	2-2	4	4	2	1	0	5
12-28	SE Missouri State	*	19	4-6	0-0	0-1	3-3	6	3	0	0	0	8
12-30	Tennessee-Martin	*	23	3-6	0-0	1-1	3-6	9	2	0	4	0	7
1-5	Michigan State	*	25	2-5	0-0	1-3	1-4	5	2	0	0	0	5
1-7	at Iowa	*	27	3-4	0-0	1-4	3-5	8	2	0	1	2	7
1-14	Michigan	*	18	2-6	0-0	0-1	1-5	6	4	0	0	0	4
1-17	at Indiana	*	24	7-9	0-0	3-5	1-6	7	2	0	0	3	17
1-21	at Northwestern	*	18	2-6	0-0	0-0	3-7	10	3	0	2	0	4
1-25	Minnesota	*	19	3-6	0-0	1-2	2-0	2	3	0	0	0	7
1-28	Purdue	*	19	1-5	0-0	0-0	4-2	6	4	1	3	1	2
1-31	at Wisconsin	*	22	1-5	0-0	1-4	3-3	6	2	0	0	1	2
2-4	Penn State	*	24	5-9	0-0	0-0	4-3	7	1	3	1	0	10
2-12	at Ohio State	*	14	2-6	0-0	0-0	0-1	1	1	1	2	1	4
2-15	Northwestern	*	12	2-2	0-0	0-0	1-2	3	1	0	4	0	4
2-19	Indiana	*	15	3-3	0-0	2-2	2-0	2	3	0	1	0	8
2-21	at Michigan	*	18	5-7	0-0	0-0	2-1	3	3	1	1	0	10
2-25	Iowa	*	22	4-6	0-0	0-1	3-3	6	5	1	1	0	8
2-28	at Minnesota	*	23	4-5	0-0	1-2	1-4	5	1	1	2	0	9
3-4	at Michigan State	*	25	4-8	0-0	4-4	1-3	4	1	0	1	0	12
3-10	vs. Michigan State	*	20	0-3	0-0	1-2	1-0	1	3	0	1	0	1
3-16	vs. Air Force	*	14	4-5	0-0	0-1	3-2	5	0	0	0	0	8
3-18	vs. Washington	*	12	0-2	0-0	0-0	2-3	5	4	0	1	0	0

2004-05 - Freshman

Date	Opponent	GS	MIN	FG-A	3P-A	FT-A	REB	PF	A	TO	B	S	PTS
11-19	Delaware State		4	0-1	0-0	0-0	0-2	2	1	0	0	0	0
11-21	Florida A&M		7	2-4	0-0	3-3	5-0	5	1	0	1	0	7
11-24	Oakland		7	0-1	0-0	4-6	0-0	0	3	0	0	0	4
11-27	vs. Gonzaga		8	1-2	0-0	0-0	0-0	0	1	0	1	0	2
12-1	Wake Forest		3	1-1	0-0	0-0	0-0	0	0	0	0	0	2
12-4	vs. Arkansas		DNP										
12-6	Chicago State		8	0-1	0-0	0-0	1-2	3	2	0	4	1	0
12-9	at Georgetown		2	0-0	0-0	0-0	0-0	0	0	1	0	0	0
12-11	vs. Oregon		2	0-1	0-0	0-0	0-0	0	0	0	0	0	0
12-19	Valparaiso		5	1-2	0-0	0-1	0-0	0	1	0	0	0	2
12-22	vs. Missouri		DNP										
12-27	Longwood		3	0-1	0-0	0-0	0-0	0	0	0	0	0	2
12-30	vs. Northwestern State		3	0-0	0-0	0-1	2-0	2	0	0	1	0	00
12-31	vs. Cincinnati		2	0-1	0-0	0-0	0-0	0	0	0	0	0	0
1-5	Ohio State		2	0-0	0-0	0-0	0-0	0	0	0	0	0	0
1-8	at Purdue		DNP										
1-12	Penn State		7	1-2	0-0	0-2	0-2	2	0	0	0	0	2
1-15	at Northwestern		DNP										
1-20	Iowa		DNP										
1-25	at Wisconsin		DNP										
1-29	Minnesota		5	2-2	0-0	1-2	1-0	1	0	0	0	0	5
2-1	at Michigan State		DNP										
2-6	Indiana		2	0-0	0-0	0-0	0-0	0	1	0	0	0	0
2-8	at Michigan		DNP										
2-12	Wisconsin		DNP										
2-16	at Penn State		8	1-3	0-0	0-0	1-1	2	2	0	1	0	2
2-19	at Iowa		DNP										
2-23	Northwestern		6	0-2	0-0	1-2	0-0	0	1	0	1	0	1
3-3	Purdue		7	0-1	0-0	0-0	0-0	0	0	0	0	0	0
3-6	at Ohio State		DNP										
3-11	vs. Northwestern		6	1-1	0-0	0-1	0-2	2	1	0	0	0	2
3-12	vs. Minnesota		DNP										
3-13	vs. Wisconsin		DNP										
3-17	vs. Fairleigh Dickinson		0+	0-0	0-0	0-0	0-0	0	1	0	0	0	0
3-19	vs. Nevada		DNP										
3-24	vs. Wisconsin-Milwaukee		DNP										
3-26	vs. Arizona		DNP										
4-2	vs. Louisville		DNP										
4-4	vs. North Carolina		DNP										

2:09

PRUITT'S CAREER HIGHS

Points17
vs. Indiana (1/17/06)

FG7
vs. Indiana (1/17/06)

FGA9
vs. Indiana (1/17/06) &
vs. Penn State (2/4/06)

3P0

3PA0

FT4, three times,
last vs. Michigan State (3/4/06)

FTA6, twice,
vs. Oakland (11/24/04) &
vs. Coppin State (12/18/05)

Rebounds10
vs. Northwestern (1/21/06)

Assists3
vs. Penn State (2/4/06)

Blocks3
vs. Indiana (1/17/06)

Steals2, three times,
last vs. Wisconsin (1/31/06)

Minutes25, twice,
vs. Iowa (1/7/06) &
vs. Michigan State (3/4/06)

PRUITT AT THE NCAA TOURNAMENT

2005													
Date	Opponent	GS	MIN	FG-A	3P-A	FT-A	REB	PF	A	TD	B	S	PTS
3-17	Fairleigh Dickinson	0+	0-0	0-0	0-0	0-0-0	1	0	0	0	0	0	0
3-19	Nevada	DNP											
3-24	Wisconsin-Milwaukee	DNP											
3-26	Arizona	DNP											
4-2	Louisville	DNP											
4-4	North Carolina	DNP											
2006													
Date	Opponent	GS	MIN	FG-A	3P-A	FT-A	REB	PF	A	TD	B	S	PTS
3-16	vs. Air Force	*	14	4-5	0-0	0-1	3-2-5	0	0	0	0	0	8
3-18	vs. Washington	*	12	0-2	0-0	0-0	2-3-5	4	0	1	0	0	0
Total: (3 games)		2	26	4-7	0-0	0-1	5-5-10	5	0	1	0	0	8
Averages:			8.7	.571	.000	.000	3.3	0.0	0.0	0.0	0.0	0.0	2.7

PRUITT'S CAREER STATISTICS

Year	G-GS	MIN-Avg	FGM-A/%	3PM-A/%	FTM-A/%	OR-OR - TOT/Avg	PF-DQ	A	TD	B	S	PTS/Avg
04-05	21-0	97-4.6	10-26/.385	0-0/.000	9-18/.500	10-9-19/0.9	17-0	0	10	1	3	29/1.4
05-06	33-33	641-19.4	86-164/.524	0-0/.000	31-64/.484	70-99-169/5.1	78-1	15	39	15	13	203/6.2
Totals	54-33	738-13.7	96-190/.505	0-0/.000	40-82/.488	80-108-188/3.5	95-1	15	49	16	16	232/4.3



42 BRIAN RANDLE**

REDSHIRT JUNIOR FORWARD // 6-8 // 220
PEORIA, ILL. / NOTRE DAME H.S.

AT ILLINOIS

2005-06 SOPHOMORE: Big Ten All-Defensive Team selection ... Academic All-Big Ten selection ... Started 32 of 33 games on the season, ranking fourth on the team in scoring with an average of 8.5 points

... Shot 51.9 percent on the year (109-210) to rank ninth in the Big Ten in field goal percentage ... Second on the Illini in rebounding, averaging 5.4 rpg ... Particularly good on the offensive glass, ranking second on the team and 10th in the Big Ten with an average of 2.4 offensive rebounds ... Second on the team with 17 blocked shots and third with 26 steals ... Reached double figures in scoring 12 times, led by a career-high 16 points vs. Rutgers (Nov. 26) ... Recorded first career double-double at Wisconsin on Jan. 31 with 12 points and career-high 13 rebounds ... Had 15 points on 6-9 shooting vs. Air Force in first round of NCAA Tournament (March 16) ... Illinois' best defender, drawing the assignment of guarding the opponent's top perimeter player.

2004-05 REDSHIRT: Took a medical redshirt on the season after breaking his left hand during a November practice ... During the summer of 2005, traveled to Europe with the Big Ten Men's Basketball Foreign Tour Team ... Was the Big Ten Tour team's second leading scorer, averaging 10.2 points, and the third leading rebounder, averaging 5.4 rebounds.

2003-04 FRESHMAN: Saw action in 32 games on the season, including nine starts ... Made nearly 57 percent of his field-goal attempts ... Averaged 2.7 points and 2.3 boards for the season ... High-flyer twice appeared on ESPN's Top 10 Plays for spectacular dunks (vs. Illinois-Chicago and Penn State) ... Just missed a double-double with nine points and a season-high 11 rebounds in win over Illinois-Chicago on Dec. 30 ... Scored season-high 10 points in win over Ohio State on Jan. 7 ... Had six rebounds and a season-high three blocks vs. Minnesota on Feb. 8.

HIGH SCHOOL

Three-time All-State selection by the *Champaign-Urbana News-Gazette* ... Averaged 22.9 points, 12.8 rebounds, 5.2 blocks and 3.1 assists as a senior ... Managed a double-double in 23 of his 26 games ... Finished fourth in voting for Illinois Mr. Basketball as a senior ... First-Team All-State selection by the *Chicago Sun-Times*, *Champaign-Urbana News-Gazette*, *Associated Press* and IBCA, and Second-Team by *Chicago Tribune* ... *Peoria Journal-Star* Player of the Year ... First-Team All-Mid State Six Conference and All-Area ... High games were 34 points and 22 rebounds ... Had a triple-double by halftime on Jan. 11, 2003 at the Highland Shootout ... Played in the Wendy's Chicago vs. New York All-Star Shootout and IBCA All-Star game following his senior year ... Lettered four times in basketball while in high school ... High school coach was Eddie Matthews ... Consensus Top 50 recruit ... Averaged 16.0 points and 9.8 rebounds as a junior ... Earned Second-Team AP All-State honors as a junior ... AAU Teammate with fellow Illini Rich McBride on the Ft. SOOY team coached by Verdell Jones.

PERSONAL

Born Feb. 8, 1985 ... Parents are Charles and Maryann Randle ... Majoring in agricultural finance ... Sister, Marisa, graduated from Illinois ... Member of the Notre Dame honor roll as a 4.0 student ... National Honor Society member ... High School Student Ambassador ... Member of the Liturgy Club while in high school ... Hobbies include cars, cooking and fishing ... Dream in sports is to win a national championship ... Favorite athlete is Grant Hill because of the way he carries himself on and off the court ... Says his father most influenced his athletics career because he didn't push too hard, gave him a base and supported him through all decisions.

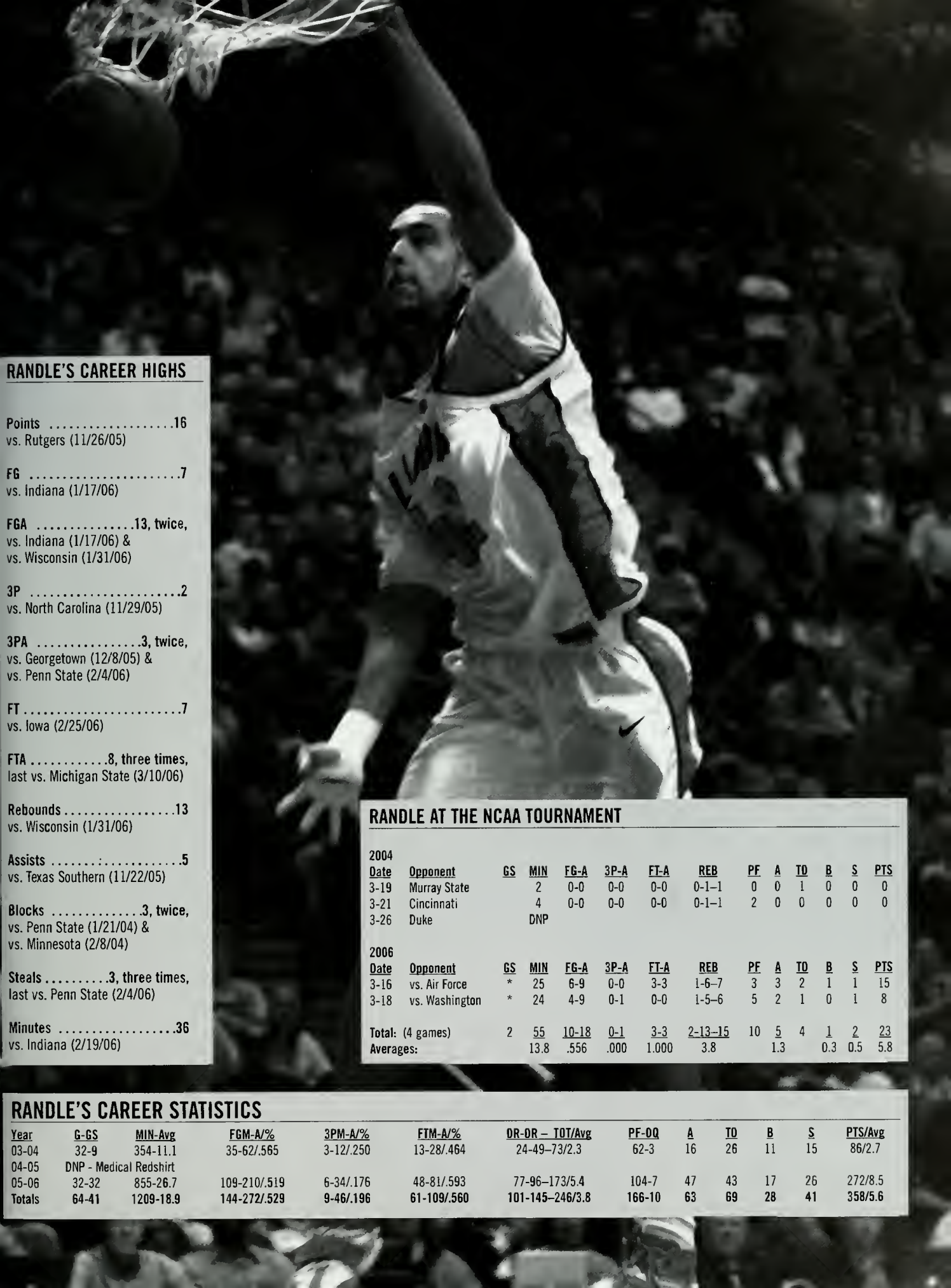
RANDLE'S GAME-BY-GAME STATISTICS

2005-06 - Sophomore

Date	Opponent	GS	MIN	FG-A	3P-A	FT-A	REB	PF	A	TO	B	S	PTS
11-18	South Dakota State	*	17	3-4	0-0	0-0	0-2-2	4	0	3	0	0	6
11-20	Texas-Pan Am	*	18	3-5	0-0	0-4	6-2-8	2	1	1	0	2	6
11-22	Texas Southern	*	24	3-6	0-0	0-0	2-1-3	2	5	1	2	1	6
11-25	vs. Wichita State	*	22	1-3	0-0	2-2	1-5-6	2	1	1	1	0	4
11-26	vs. Rutgers	*	32	6-8	1-1	3-4	4-1-5	3	1	1	0	1	16
11-29	at North Carolina	*	20	4-5	2-2	2-4	2-1-3	4	1	3	2	2	12
12-3	vs. Xavier	*	31	3-5	0-2	0-0	2-1-3	4	1	2	1	2	6
12-5	Ark.-Little Rock	*	28	5-7	0-1	1-4	2-4-6	2	2	1	1	0	11
12-8	Georgetown	*	29	3-11	0-3	2-2	6-3-9	4	1	2	0	0	8
12-10	vs. Oregon	*	26	4-8	0-1	1-2	3-4-7	2	0	1	0	1	9
12-18	Coppin State	DNP-Inj.											
12-21	vs. Missouri	*	27	4-7	0-2	5-8	2-4-6	1	2	3	0	1	13
12-28	SE Missouri State	*	26	4-9	0-2	1-2	2-7-9	4	2	3	1	1	9
12-30	Tennessee-Martin	*	21	2-6	0-2	0-1	2-1-3	1	3	1	0	0	4
1-5	Michigan State	*	32	1-6	0-2	1-2	2-3-5	2	1	1	0	0	3
1-7	at Iowa	*	25	2-3	0-0	0-0	0-2-2	5-1	1	3	1	0	4
1-14	Michigan	*	31	3-6	1-2	2-3	5-1-6	5-2	3	0	2	0	9
1-17	at Indiana	*	35	7-13	0-1	1-3	2-4-6	5-3	1	0	0	2	15
1-21	at Northwestern	*	22	1-5	1-2	0-0	2-3-5	0	1	1	1	0	3
1-25	Minnesota	*	20	3-6	0-0	4-7	3-5-8	3	0	0	0	0	10
1-28	Purdue	*	26	4-8	0-1	1-1	1-3-4	4	2	1	0	1	9
1-31	at Wisconsin	*	29	6-13	0-0	0-0	7-6-13	4	0	0	1	1	12
2-4	Penn State	*	34	3-7	1-3	1-2	5-3-8	4	2	1	0	3	8
2-12	at Ohio State	*	29	3-7	0-1	1-2	4-1-5	5-4	0	0	1	0	7
2-15	Northwestern	*	37	4-5	0-1	2-4	2-6-8	3	2	0	0	0	10
2-19	Indiana	*	36	5-9	0-2	2-2	3-2-5	1	3	5	0	2	12
2-21	at Michigan	*	35	3-6	0-0	0-0	1-2-3	5-5	0	1	1	1	6
2-25	Iowa	*	28	3-4	0-0	7-8	3-1-4	3	1	1	0	1	13
2-28	at Minnesota	*	13	1-2	0-1	2-2	0-2-2	3	1	0	1	0	4
3-4	at Michigan State	*	18	1-2	0-0	0-1	1-2-3	5-6	2	0	0	2	2
3-10	vs. Michigan State	*	30	4-6	0-1	4-8	0-3-3	4	2	3	0	0	12
3-16	vs. Air Force	*	25	6-9	0-0	3-3	1-6-7	3	3	2	1	1	15
3-18	vs. Washington	*	24	4-9	0-1	0-0	1-5-6	5-7	2	1	0	1	8

2003-04 - Freshman

Date	Opponent	GS	MIN	FG-A	3P-A	FT-A	REB	PF	A	TO	B	S	PTS
11-22	Western Illinois	*	21	2-3	0-1	4-6	0-0-0	3	1	2	1	3	8
11-26	Mercer	*	28	3-4	0-1	0-0	1-4-5	3	3	1	0	2	6
11-29	at Temple		10	2-2	0-0	0-0	0-2-2	3	1	3	0	0	4
12-2	vs. North Carolina		20	3-5	1-2	0-2	3-2-5	1	0	0	0	0	7
12-6	vs. Arkansas		11	1-3	1-1	0-0	2-0-2	5-1	1	0	0	0	3
12-9	vs. Providence		7	1-2	0-0	0-0	1-0-1	1	0	1	0	1	2
12-11	Maryland-Eastern Shore		15	4-4	0-0	1-2	1-5-6	5-1	1	1	1	2	9
12-13	Memphis	*	28	2-4	0-1	1-4	0-6-6	4	1	1	0	3	5
12-23	vs. Missouri	*	22	2-5	0-1	0-3	1-3-4	5-1	0	1	0	0	4
12-30	vs. Illinois-Chicago	*	29	4-10	1-2	0-0	5-6-11	3	3	2	1	0	9
1-3	Illinois State	*	13	0-0	0-0	0-0	1-0-1	1	0	1	0	0	0
1-7	Ohio State	*	25	3-5	0-1	4-5	1-2-3	4	1	1	0	0	10
1-10	Purdue	*	13	0-2	0-0	0-0	2-1-3	4	0	4	0	0	0
1-14	at Northwestern	*	9	0-0	0-0	1-2	1-0-1	1	2	0	0	0	1
1-17	Iowa		9	0-0	0-0	0-1	0-0-0	1	0	1	0	0	0
1-21	Penn State		13	4-6	0-1	0-0	1-4-5	1	0	1	3	1	8
1-24	at Wisconsin		9	0-0	0-0	0-0	0-0-0	4	0	2	0	0	0
1-31	Michigan		1	0-0	0-0	0-0	0-0-0	0	0	1	0	0	0
2-3	at Indiana		2	0-0	0-0	0-0	0-1-1	1	0	0	0	1	0
2-8	at Minnesota		16	1-1	0-0	0-0	1-5-6	3	0	0	3	0	2
2-10	Michigan State		8	2-3	0-0	0-0	1-0-1	1	0	1	0	1	4
2-18	Wisconsin		4	1-1	0-0	0-0	0-1-1	0	0	0	0	0	2
2-21	at Penn State		1	0-0	0-0	0-0	0-1-1	1	0	0	0	0	0
2-25	at Iowa		3	0-0	0-0	0-1	0-1-1	1	0	0	0	0	0
2-28	Northwestern		7	0-0	0-0	0-0	1-0-1	0	1	0	0	0	0
3-3	at Purdue		7	0-2	0-1	2-2	1-1-2	2	0	0	1	1	2
3-7	at Ohio State		6	0-0	0-0	0-0	0-1-1	0	1	1	0	0	0
3-12	vs. Indiana		4	0-0	0-0	0-0	0-0-0	1	0	0	0	0	0
3-13	vs. Michigan		3	0-0	0-0	0-0	0-0-0	0	0	0	1	0	0
3-14	vs. Wisconsin		4	0-0	0-0	0-0	0-1-1	1	0	0	0	0	0
3-19	vs. Murray State		2	0-0	0-0	0-0	0-1-1	0	0	1	0	0	0
3-21	vs. Cincinnati		4	0-0	0-0	0-0	0-1-1	2	0	0	0	0	0
3-26	vs. Duke	ONP-Inj.											



RANDLE'S CAREER HIGHS

Points16
vs. Rutgers (11/26/05)

FG7
vs. Indiana (1/17/06)

FGA13, twice,
vs. Indiana (1/17/06) &
vs. Wisconsin (1/31/06)

3P2
vs. North Carolina (11/29/05)

3PA3, twice,
vs. Georgetown (12/8/05) &
vs. Penn State (2/4/06)

FT7
vs. Iowa (2/25/06)

FTA8, three times,
last vs. Michigan State (3/10/06)

Rebounds13
vs. Wisconsin (1/31/06)

Assists5
vs. Texas Southern (11/22/05)

Blocks3, twice,
vs. Penn State (1/21/04) &
vs. Minnesota (2/8/04)

Steals3, three times,
last vs. Penn State (2/4/06)

Minutes36
vs. Indiana (2/19/06)

RANDLE AT THE NCAA TOURNAMENT

2004												
Date	Opponent	GS	MIN	FG-A	3P-A	FT-A	REB	PF	A	TO	B	PTS
3-19	Murray State	2	0-0	0-0	0-0	0-1-1	0	0	1	0	0	0
3-21	Cincinnati	4	0-0	0-0	0-0	0-1-1	2	0	0	0	0	0
3-26	Duke	DNP										
2006												
Date	Opponent	GS	MIN	FG-A	3P-A	FT-A	REB	PF	A	TO	B	PTS
3-16	vs. Air Force	*	25	6-9	0-0	3-3	1-6-7	3	3	2	1	15
3-18	vs. Washington	*	24	4-9	0-1	0-0	1-5-6	5	2	1	0	8
Total: (4 games)		2	55	10-18	0-1	3-3	2-13-15	10	5	4	1	23
Averages:			13.8	.556	.000	1.000	3.8		1.3	0.3	0.5	5.8

RANDLE'S CAREER STATISTICS

Year	G-GS	MIN-Avg	FGM-A/%	3PM-A/%	FTM-A/%	DR-OR - TOT/Avg	PF-OQ	A	TO	B	S	PTS/Avg
03-04	32-9	354-11.1	35-62/.565	3-12/.250	13-28/.464	24-49-73/2.3	62-3	16	26	11	15	86/2.7
04-05	DNP - Medical Redshirt											
05-06	32-32	855-26.7	109-210/.519	6-34/.176	48-81/.593	77-96-173/5.4	104-7	47	43	17	26	272/8.5
Totals	64-41	1209-18.9	144-272/.529	9-46/.196	61-109/.560	101-145-246/3.8	166-10	63	69	28	41	358/5.6



31 JAMAR SMITH*

SOPHOMORE GUARD // 6-3 // 185
PEORIA, ILL. / RICHWOODS H.S.

SMITH'S CAREER HIGHS

Points23
vs. Arkansas-Little Rock (12/5/05)

FG8
vs. Arkansas-Little Rock (12/5/05)

FGA11
vs. Iowa (1/7/06)

3P6, twice,
vs. Arkansas-Little Rock (12/5/05) &
vs. Air Force (3/16/06)

3PA9
vs. Air Force (3/16/06)

FT4
vs. Oregon (12/10/05)

FTA5
vs. Texas Southern (11/22/05)

Rebounds5, twice,
vs. Coppin State (12/18/05) &
vs. Purdue (1/28/06)

Assists6
vs. Minnesota (2/28/06)

Blocks0

Steals2, four times,
last vs. Northwestern (2/15/06)

Minutes30
vs. Air Force (3/16/06)

AT ILLINOIS

2005-06 FRESHMAN: Big Ten All-Freshman Team selection ... Illinois' first guard off the bench saw action in 32 of 33 games on the year ... Despite playing 19.2 minutes per game, ranked fifth on the team in scoring, averaging 8.0 points ... Led the Big Ten in 3-point field goal shooting at 48.2 percent (66-137) ... Made his first 3-point attempt 13 times and had at least one 3-pointer in all but six games ... Scored in double figures 12 times and has totaled at least eight points in 20 games ... Scored a career-high 23 points vs. Arkansas-Little Rock on Dec. 5, hitting 8-10 shots, including 6-8 from 3-point range ... Best Big Ten game came against Minnesota on Jan. 25 when he scored 16 points and shot 5-8 from 3-point land ... Had a career-high six assists at Minnesota (Feb. 28) ... Scored a game-high 20 points on 7-10 shooting, including 6-10 from 3-point range, vs. Air Force in the first round of the NCAA Tournament (March 16).

HIGH SCHOOL

Earned four varsity letters at Richwoods ... High school coach was Mike Ellis ... Led the Mid-State 6 Conference in scoring as a senior for the second straight year, averaging 21.3 points ... Shot nearly 46 percent from 3-point range, making 96 threes on the season ... *Peoria Journal Star* Class AA Player of the Year ... First-team All-State by the *Champaign-Urbana News-Gazette* and the Illinois Basketball Coaches Association ... Second-team All-State

by the *Associated Press* and third-team All-State by the *Chicago Sun-Times* and *Chicago Tribune* ... Led Richwoods to a 21-8 record and the IHSA sectional final during his senior season ... Scored 37 points against Pekin in the regional final, making 10-11 from 3-point range ... Led the Mid-State 6 in scoring as a junior, averaging 19.6 points ... Named to five-player Class AA All-Star Team by the *Peoria Journal Star*, first-team All-State by the *News-Gazette* and third-team All-State by the IBCA ... Also received All-State accolades by the *Chicago Tribune* (special mention) and *Associated Press* (honorable mention) as a junior ... Finished his Richwoods career with 1,525 points ... Played for the Illinois Warriors AAU program, coached by Larry Butler ... Competed in the IBCA Class AA All-Star game in the summer of 2005, earning MVP honors for the South squad after scoring 29 points.

PERSONAL

Born April 7, 1987 ... Mother is Felicia Smith ... Father is Juandale Jordan ... Enrolled in the College of Liberal Arts and Sciences, general curriculum ... Has two brothers and two sisters ... Sister, Britney Jordan, played basketball at Temple University ... Hobbies include drawing and playing video games, especially NBA Live ... Favorite former Illini player is fellow Peoria native Frank Williams ... Credits his father for most influencing his basketball career because, "He pushed me to be the best player I could be."

SMITH'S GAME-BY-GAME STATISTICS

2005-06 - Freshman

Date	Opponent	GS	MIN	FG-A	3P-A	FT-A	REB	PF	A	TO	B	S	PTS
11-18	Southern Illinois	21	3-6	3-5	0-0	0-2-2	0	2	1	0	0	9	
11-20	Texas-Pan American	20	4-9	2-6	0-0	4-0-4	1	1	1	0	0	10	
11-22	Texas Southern	22	4-9	2-6	2-5	0-1-1	2	3	1	0	0	12	
11-25	vs. Wichita State	8	1-1	1-1	0-0	0-0-0	0	1	0	0	1	3	
11-26	vs. Rutgers	20	2-6	2-5	3-4	1-1-2	0	2	0	0	0	9	
11-29	at North Carolina	14	3-5	3-4	0-1	0-0-0	1	1	2	0	0	9	
12-3	vs. Xavier	14	2-3	2-3	0-0	0-0-0	1	1	1	0	1	6	
12-5	Arkansas-Little Rock	28	8-10	6-8	1-2	0-2-2	0	3	2	0	2	23	
12-8	Georgetown	21	3-7	3-5	0-0	1-1-2	1	0	1	1	0	9	
12-10	vs. Oregon	24	2-3	2-3	4-4	0-3-3	2	3	3	0	0	10	
12-18	Coppin State	27	4-7	2-5	0-0	2-3-5	0	2	6	0	1	10	
12-21	vs. Missouri	20	3-5	2-3	0-0	0-2-2	0	2	1	0	1	8	
12-28	SE Missouri State	20	5-5	4-4	0-0	2-0-2	0	2	2	0	0	14	
12-30	Tennessee-Martin	21	3-8	3-7	2-2	0-1-1	0	0	0	0	0	11	
1-5	Michigan State	8	0-1	0-1	0-0	0-1-1	0	0	0	0	0	0	
1-7	at Iowa	20	3-11	3-8	0-0	1-1-2	2	0	1	0	1	9	
1-14	Michigan	23	2-6	2-4	0-0	0-2-2	1	0	2	0	0	6	
1-17	at Indiana	10	2-5	0-2	0-0	1-0-1	1	0	1	0	0	4	
1-21	at Northwestern	15	1-4	1-3	0-0	1-1-2	1	2	0	0	0	3	
1-25	Minnesota	25	5-8	5-8	1-2	0-3-3	0	2	1	0	2	16	
1-28	Purdue	21	3-8	3-6	0-0	1-4-5	4	1	0	0	1	9	
1-31	at Wisconsin	26	4-4	2-2	2-2	1-1-2	2	1	0	0	2	12	
2-4	Penn State	18	0-4	0-3	0-0	1-1-2	0	0	0	0	0	0	
2-12	at Ohio State	20	3-8	2-7	0-0	0-1-1	0	1	1	0	0	8	
2-15	Northwestern	16	0-2	0-2	0-0	0-1-1	0	1	2	0	2	0	
2-19	Indiana	ONP											
2-21	at Michigan	7	0-1	0-1	0-0	0-0-0	3	0	1	0	0	0	
2-25	Iowa	20	1-5	1-2	0-0	1-1-2	0	2	0	0	0	3	
2-28	at Minnesota	21	2-3	1-2	2-3	0-0-0	2	6	0	0	0	7	
3-4	at Michigan State	21	3-6	2-4	2-2	0-0-0	1	1	0	0	1	21	
3-10	vs. Michigan State	12	1-4	1-3	0-0	0-0-0	1	0	1	0	0	3	
3-16	vs. Air Force	30	7-10	6-9	0-0	0-3-3	0	0	1	0	0	20	
3-18	vs. Washington	20	1-7	0-5	0-0	0-0-0	3	3	2	0	1	2	



SMITH AT THE NCAA TOURNAMENT

2006

Date	Opponent	GS	MIN	FG-A	3P-A	FT-A	REB	PF	A	TD	B	S	PTS
3-16	vs. Air Force		30	7-10	6-9	0-0	0-3-3	0	0	1	0	0	20
3-18	vs. Washington		20	1-7	0-5	0-0	0-0-0	3	3	2	0	1	2
Total: (2 games)		0	50	8-17	6-14	0-0	0-3-3	3	3	3	0	1	22
Averages:			25.0	.471	.429	.000	1.5		1.5		0.0	0.5	11.0

SMITH'S CAREER STATISTICS

Year	G-GS	MIN-Avg	FGM-A/%	3PM-A/%	FTM-A/%	OR-DR - TOT/Avg	PF-DQ	A	TD	B	S	PTS/Avg
05-06	32-0	613-19.2	85-181/.470	66-137/.482	19-27/.704	17-36-53/1.7	29-0	43	34	1	16	255/8.0
Totals	32-0	613-19.2	85-181/.470	66-137/.482	19-27/.704	17-36-53/1.7	29-0	43	34	1	16	255/8.0



31 BRIAN CARLWELL

FRESHMAN CENTER // 6-11 // 265

MAYWOOD, ILL. / PROVISO EAST H.S.

HIGH SCHOOL

First-team All-State selection as a senior by the *Chicago Tribune*, *Chicago Sun-Times*, *Associated Press*, *Champaign-Urbana News-Gazette* and Illinois Basketball Coaches Association ... Averaged 18.8 points, 12.4 rebounds and 5.4 blocks during his senior season ... Led Proviso East to back-to-back IHSA Supersectional appearances as a junior and senior ... West Suburban Gold Conference MVP as a senior ... Averaged 15 points, 12 rebounds and six blocks as a junior, also earning all-state honors ... High school coach was David Chatman ... Selected to the East Squad for the 42nd annual Roundball Classic, held at the United Center ... Also played in the IBCA and City-Suburban All-Star games ... Played wide receiver, tight end and even free safety on the Proviso East varsity football team ... Scored 11 touchdowns as a senior, earning All-Conference and team MVP honors ... Was also a triple-jumper on the Proviso East track & field squad ... Played for the Chicago Ferrari AAU program, coached by Tyrone Slaughter, that won the 2005 AAU National Championship (17-and-under) in Orlando, Fla.

... Four-star recruit by both Rivals.com and Scout.com ... Ranked No. 6 center and No. 37 overall player by Scout.com, and ranked No. 10 center and No. 77 overall player by Rivals.com.

PERSONAL

Born Oct. 18, 1987 ... Parents are Ronnie Sr. and Patricia Carlwell ... Enrolled in the College of Liberal Arts and Sciences, general curriculum ... Has a standing reach of 9 feet, 2 inches ... Has six brothers and sisters ... Brother, Ronnie, is a junior on the basketball team at Illinois State ... Hobbies include bowling, paintball and playing video games ... Attended the same high school as former Illini and current Utah Jazz guard Dee Brown, as well as current NBA players Michael Findley, Shannon Brown and former NBA player and current NBA head coach Glenn "Doc" Rivers ... Favorite player is Shaquille O'Neal "because of his leadership on the court," ... Credits his father for most influencing his basketball career because, "He has helped me stay focused on what I need to do."



22 STEVE HOLDREN

SOPHOMORE FORWARD // 6-5 // 215

CHAMPAIGN, ILL. / CENTENNIAL H.S. / SOUTH DAKOTA STATE

AT ILLINOIS

Transferred to Illinois following one season at South Dakota State and will sit out the 2006-07 season per NCAA regulations.

AT SOUTH DAKOTA STATE

Played in the first five games of the 2005-06 season as a sophomore before a torn ACL sidelined him for the remainder of the year ... Was SDSU's leading scorer at 14.4 points per game before the injury ... Scored a career-high 28 points against the Illini on Nov. 18, 2005 at the Assembly Hall ... Started 23 games as a true freshman in 2004-05 and was named to the All-Independent Newcomer team ... Ranked second on the team in scoring (12.5 ppg) and rebounding (6.0 rpg) as a freshman.

HIGH SCHOOL

Earned three varsity letters at Centennial, playing alongside current Illini teammate Trent Meacham ... High school coach was Tim Lavin ... Earned IBCA All-State, first-team All-Big 12 Conference, and *Champaign-Urbana News-Gazette* All-Area honors as a senior ... Averaged 17.9 points and led the team in rebounding at 7.1 rpg during his senior season, helping lead Centennial to the IHSA sectional semifinals.

PERSONAL

Born May 1, 1986 ... Parents are Jim and Peggy Holdren ... Majoring in sport management ... Has one brother and one sister ... Involved in the Fellowship of Christian Athletes ... Favorite athlete is Dwayne Wade because, "He's the best player in the league, but he just plays his game and remains humble."



34^{C.J.} JACKSON

REDSHIRT FRESHMAN FORWARD // 6-8 // 260

BUENA VISTA, GA. / TRI-COUNTY H.S.

AT ILLINOIS

2005-06 REDSHIRT: Sat out the season as a redshirt.

HIGH SCHOOL

Multi-sport athlete earned 11 varsity letters, four each in basketball and football and three in track and field ... High school coach was John McFather ... Averaged 21 points, 14 rebounds and five blocks as a senior, leading Tri-County to the quarterfinals of the Class AA state tournament ... Averaged 18 points, 13 rebounds and two blocks as a junior ... First-team All-State selection as a junior and senior ... Participated in the NBA Players' Association Top 100 Camp in the summer of 2004 ... Played for the Georgia Hawks AAU program, coached by Seth Berl ... Tight end/lineman in football and threw the shot put and discus in track & field ... Before deciding to pursue a college basketball career, was recruited by a number of football programs as an offensive lineman prospect, including LSU, Florida State, Georgia and Auburn ... Member of the *Atlanta Journal-Constitution's* Super 11 football team.

PERSONAL

Born Jan. 17, 1987 ... Given name is Charles Jackson III but goes by C.J. ... Parents are Charlie Jr. and Darnita Jackson ... Majoring in speech communications ... Has a 7-2 wingspan ... Has one brother and two sisters ... Cousin, Udonis Haslem, played basketball at the University of Florida and is now with the NBA's Miami Heat ... Graduated 16th in his high school class ... Credits his AAU coach, Seth Berl, for most influencing his athletic career "because he made me realize how much I love basketball" ... Favorite athlete is Shaquille O'Neal ... Involved in the Fellowship of Christian Athletes, Future Business Leaders of America and 4-H.



1 TRENT MEACHAM

REDSHIRT SOPHOMORE GUARD // 6-2 // 195

CHAMPAIGN, ILL. / CENTENNIAL H.S. / DAYTON

AT ILLINOIS

Transferred to Illinois following one season at Dayton and sat out the 2005-06 season per NCAA regulations.

AT DAYTON

Played in all 29 games as a true-freshman in 2004-05, averaging 6.4 points and 1.7 rebounds ... Ranked second on the team with an average of 2.7 assists per game ... Led Dayton in 3-point shooting, making 45.9 percent from behind the arc (28-61) ... Also led the Flyers in free throw shooting at 89.6 percent (43-48) ... Scored a career-high 17 points at Temple (Feb. 9) ... Had a career-high six assists vs. Akron (Dec. 23) and again at Temple (Feb. 9) ... Made 25 consecutive free throws over a 16-game span.

HIGH SCHOOL

Earned four varsity letters at Centennial, playing alongside current Illini teammate Steve Holdren ... High school coach was Tim Lavin ... Averaged 18.1 points, 4.0 rebounds and 5.6 assists as a senior ... Big 12 Conference MVP and

Champaign-Urbana News-Gazette All-Area Player of the Year ... First-team All-State selection by the *News-Gazette* and IBCA ... Averaged 16.4 points, 3.8 rebounds and 4.0 assists as a junior and was named all-area and all-conference ... Played for the Martin Brothers Select AAU program out of Iowa, which won the 2004 Senior Boys AAU national championship ... Scored 34 points in the championship game ... Named MVP in leading Martin Brothers to the 2003 Nike Memorial Day Classic championship.

PERSONAL

Born Sept. 26, 1985 ... Parents are Stu and Susan Meacham ... Majoring in sport management ... Has two sisters ... Big 12 Conference scholar-athlete as a junior and senior ... Lists biggest thrill in sports as winning the 2004 AAU National Championship ... Favorite player is Steve Nash ... Involved in the Fellowship of Christian Athletes.



50 RICHARD SEMRAU

FRESHMAN FORWARD // 6-9 // 230

GRAFTON, OHIO / LUTHERAN WEST H.S.

HIGH SCHOOL

Three-time first-team Division III All-Ohio selection by the *Associated Press* as a sophomore, junior and senior ... Also three-time first-team All-District, All-County and District MVP ... Two-time Patriot Conference Player of the Year ... Averaged 23 points and 15.1 rebounds as a senior, leading Lutheran West to a 22-1 record, conference championship and No. 4 ranking in final state poll for Division III ... Averaged 22.3 points and 10 rebounds as a junior ... Ranks second in Lutheran West school history in career points (1,581) and is the school's all-time leader in career field goal percentage (59.6 percent), rebounds (940) and blocked shots (141) ... High school coach was Phil Argento ... Participated in the Ohio North-South game and the Charm City Classic ... Three-star recruit by both Rivals.com and Scout.com ... Played for the Blessed IJN AAU program, coached by Eric Vaughn.

PERSONAL

Born Dec. 25, 1987 ... Parents are H. Michael and Patricia Semrau ... Enrolled in the College of Business ... Has two sisters currently participating in college athletics. Adrian is a senior on the Villanova volleyball and basketball teams, and Angela is a junior on the Hanover volleyball team ... Merit roll student and member of student council at Lutheran West ... Biggest sports thrill was totaling 38 points and 20 rebounds in the first round of the state tournament with Coach Weber in attendance at the game ... High school coach, Phil Argento, played for Adolph Rupp at the University of Kentucky ... Lists Argento as the person who has most influenced his athletic career because, "He taught me the game and instilled a hard work ethic in me."



1 JEREMIAH WISE

SOPHOMORE GUARD // 6-3 // 185

MAYWOOD, ILL. / PROVISO EAST H.S. / INDIANA STATE

AT ILLINOIS

Transferred to Illinois following one season at Indiana State and will sit out the 2006-07 season per NCAA regulations.

AT INDIANA STATE

Played in 21 games as a true-freshman last season, starting three times ... Averaged 4.9 points and 1.7 rebounds ... Shot 41.8 percent from three-point range (23-55) ... Scored a career-high 12 points vs. Evansville on Jan. 7, 2006.

HIGH SCHOOL

Earned three varsity letters ... Averaged 18 points, five rebounds and five assists as a senior, helping lead Proviso East to a 28-4 record and sectional championship ... All-Area and second-team All-State selection as a senior ... Two-time West Suburban Gold All-Conference selection ... Selected to play in the City-Suburban All-Star Game ... High school coach was David Chatman.

PERSONAL

Born Oct. 10, 1986 ... Parents are Morris and Joan Wise ... Enrolled in the College of Liberal Arts and Sciences, general curriculum ... Youngest of five children has two older brothers and two older sisters ... Honor roll student for four years ... Homecoming King ... Cousin, Cordell Wise, played basketball at West Virginia ... Attended the same high school as former Illini and current Utah Jazz guard Dee Brown, as well as current NBA players Michael Findley, Shannon Brown and former NBA player and current NBA head coach Glenn "Doc" Rivers ... In addition to Illini teammate Brian Carlwell, played alongside two other current Big Ten players in high school, Wisconsin guard Phillip Perry, and Iowa guard Tony Freeman while attending Westchester St. Joseph's ... Favorite athlete is Michael Jordan.

2005-06 IN REVIEW



2005-06 SEASON IN REVIEW	88-89
HONORS	89
SEASON RESULTS	90
SEASON STATISTICS	91
GAME-BY-GAME RESULTS	92
SEASON HIGHS AND LOWS	93
BIG TEN STANDINGS AND RANKINGS / ALL-BIG TEN TEAM	94
GAME RECAPS	95-105
BRUCE WEBER SUMMER BASKETBALL CAMPS	106

2005-06 SEASON IN REVIEW

Illinois continued its winning ways in 2005-06, posting a 26-7 overall record as the program recorded its sixth straight 25-win season, the longest in school history and doubling the longest streak of any team in Big Ten history. Illinois went undefeated in non-conference play for the second straight season and was in the race for a third straight conference title before finishing second in the league standings with an 11-5 record, missing the Big Ten crown by just one game. The Illini then made their seventh straight NCAA Tournament appearance, advancing to the second round.

The 2005-06 season also marked the farewell for two of the most influential players in school history and the winningest duo ever to wear the Orange and Blue in seniors Dee Brown and James Augustine.

After losing three starters and 63 percent of its scoring from the UI's national runner-up squad, Brown and Augustine helped pass the winning attitude on to their young Illini teammates in 2005-06. Illinois began the season with 15 straight wins, which included a perfect 14-0 sweep of the nonconference



During the 2005-06 season, Dee Brown earned consensus Second-Team All-America honors and won both the Bob Cousy Award as the nation's top point guard and the Frances Pomeroy Naismith Award as the nation's top player 6-feet and under.

slate. Key victories during that stretch included: Warren Carter's last second shot to defeat Wichita State ... a Big Ten/ACC Challenge victory at North Carolina, where the Illini ended UNC's 21-game winning streak at the Dean Dome ... a come-from-behind win over Xavier for the Illini's 15th straight victory at the United Center ... dominating wins over Georgetown and at Oregon in a span of less than 48 hours ... and topped off with a sixth straight victory over Missouri in the 25th anniversary of the Braggin' Rights game.

In a Top-10 showdown to open up conference play, the sixth-ranked Illini welcomed No. 7 Michigan State to Champaign. Dee Brown took over the Assembly Hall that night, putting on one of the greatest performances in recent years by an Illini player. Brown erupted for a career-high 34 points, which included 23 in the first half, as Illinois improved to 15-0 on the season.

Brown and Augustine combined for 49 points to carry the Illini to an exciting victory over Michigan a week later. Illinois then closed out the month of January with four consecutive wins, highlighted by a 15-point victory at Wisconsin as the Illini defeated the Badgers for the second year in a row at the Kohl Center.

Hopes for another Big Ten championship took a hit, however, when Penn State shocked the Illini, 66-65, in one of the biggest upsets of the college basketball season, ending the UI's school-record 33-game winning streak at the Assembly Hall. But the Illini responded to that adversity well, winning five of its final six conference games, including its last three, to close out the regular season.

On an emotional senior day at the Assembly Hall, the Illini defeated Iowa as Brown and Augustine broke the school record for career wins. Illinois then went on the road for its last two Big Ten games, playing the role of senior day spoiler with big victories at Minnesota and at Michigan State.

Illinois, which had the second most wins nationally over teams ranked in the top 50 of the RPI, received a No. 4 seed in the NCAA Tournament and traveled to San Diego for the first and second round. Illinois won its ninth straight first-round game, defeating No. 13 seed Air Force behind Jamar Smith's



James Augustine was a First-Team All-Big Ten selection in 2005-06 and became the first player in Illini history to record 1,000 career points and 1,000 career rebounds.

20 points. The Illini then dropped a 67-64 heartbreaker to No. 5 seed Washington in the second round, narrowly missing a third consecutive appearance in the Sweet 16.


Dee Brown and James Augustine left Illinois as college graduates, earning bachelor's degrees in sport management, and as the winningest players in school history, owning a school-record 114 career wins. Arguably the most popular athlete in Illini basketball history and the face of college hoops the past two seasons, Brown was a consensus second-team All-American as a senior and won the Bob Cousy Award as the nation's most outstanding point guard. He topped the Illini in five statistical categories during the 2005-06 season, leading the team with a scoring average of 14.2 points and ranking first in assists, steals, minutes and free throw percentage. Brown's name is listed all over the Illinois record book, as he has played the most minutes, played the most games, and started the most games of any player in school history. Brown ranks third on the Illini all-time scoring chart with 1,812 career points, is second in school history in career 3-pointers,

career assists and career steals and is third in career field goals. His career assists total ranks fifth in Big Ten history, while his career 3-pointers and career steals totals rank sixth in Big Ten history.

Augustine was a first-team All-Big Ten selection as a senior, ranking second on the Illini in scoring with an average of 13.6 points. He led the team in both field goal shooting and rebounding, ranking fourth in the nation in field goal percentage at 62.4 percent and ranking third in the Big Ten in rebounding, averaging 9.1 boards. A model of consistency throughout his UI tenure, Augustine became the first player in Illini history and just the 12th player in Big Ten history to record over 1,000 career points and 1,000 career rebounds. Augustine finishes his career ranked 17th on the UI scoring list with 1,383 points and is the school's all-time leader in field goal shooting at 61.7 percent and rebounding with 1,023 boards. Augustine equaled Brown's record for career games and leaves the UI ranked fourth in career blocked shots, eighth in career free throws and minutes played, and 10th in career steals.

Following the season, both seniors were chosen in the NBA Draft as Augustine was the 41st pick by the Orlando Magic and Brown was the 46th pick by the Utah Jazz. It marked the second straight year that the Illini had two players drafted and the fourth time in the last five years that the Illini were represented in the NBA Draft. Illinois has now had a total of seven players drafted since 2002, which leads the Big Ten and is the third-highest total of any program in the nation over the last five years.

And while the Illinois program continues its unprecedented run of success on the court, ranked as the second-winningest program in the nation this decade, Fighting Illini basketball remains the hottest ticket in the state. Illinois ranked ninth in the nation in home attendance during 2005-06, setting a school record for highest average season attendance at 16,618 fans per game. Illinois played in front of a sell-out crowd in every game at the Assembly Hall last year, a school-record 16 games, and will carry a school-record streak of 28 consecutive sell-outs into the 2006-07 season.



The 2005-06 Illini won 26 games to tie the fourth winningest season in school history. Illinois finished the season ranked No. 13 in the *Associated Press* poll and No. 17 in the *ESPN/USA Today* Coaches Poll.

HONORS

JAMES AUGUSTINE

- First-Team All-Big Ten (Coaches)
- Second-Team All-Big Ten (Media)
- First-Team NABC All-District
- Team Tri-Captain
- Big Ten Co-Player of the Week (Dec. 5)
- South Padre Island Invitational MVP

DEE BROWN

- Consensus Second-Team All-American
- Bob Cousy Award (nation's top point guard)
- Wooden Award All-America Team
- Associated Press Second-Team All-American
- NABC Second-Team All-American
- USBWA Second-Team All-American
- CollegelInsider.com All-American
- Senior CLASS Award First Team All-American
- Collegehoops.net Second-Team All-American
- Frances Pomeroy Naismith Award (nation's top senior six-feet and under)
- First-Team All-Big Ten (Coaches & Media)
- USBWA District V Player of the Year
- First-Team NABC All-District
- Big Ten Medal of Honor Recipient
- Illinois Male Athlete of the Year Finalist
- Team: MVP and Tri-Captain
- Team: Kenny Battle Most Inspirational Player and Matt Heldman "Matto" Award
- Adolph Rupp Award Finalist
- Oscar Robertson (USBWA) Award Finalist
- Senior CLASS Award Finalist
- Midseason Wooden Award Candidate
- Midseason Naismith Award Candidate
- Midseason All-American (Sports Illustrated)
- Jay Bilas' Midseason All-American
- Andy Katz' Midseason All-American
- Jay Bilas' Preconference 2nd Team All-American

- Jay Bilas' Preconference All-Defensive Team
- Papé Jam MVP (Oregon game)
- South Padre Island Invitational All-Tournament Team
- Associated Press Preseason All-American
- Preseason Wooden Award Candidate
- Preseason Naismith Award Candidate
- Preseason Oscar Robertson Award Candidate
- Preseason Playboy Magazine All-American
- Preseason Big Ten Player of the Year - Media
- First-Team Preseason All-Big Ten - Media

RICH McBRIDE

- Team: Most Improved Player
- South Padre Island Invitational All-Tournament Team

BRIAN RANDLE

- Big Ten All-Defensive Team
- Team: Tri-Captain
- Team: Lou Henson Courage Award
- Jay Bilas' Preconference All-Defensive Team

JAMAR SMITH

- Big Ten All-Freshman Team
- Illinois Male Newcomer of the Year Finalist
- Jay Bilas' Preconference Freshman All-American

BRUCE WEBER

- Jim Phelan Award Finalist
- Jay Bilas' Preconference All-America Coach

TEAM

- Dick Vitale's Team of the Week, Dec. 24 (following victory over Missouri)

2005-06 RESULTS

<u>DATE</u>	<u>OPPONENT</u>	<u>SCORE</u>	<u>ATTENDANCE</u>	<u>HIGH POINTS</u>	<u>HIGH REBOUNDS</u>
11-18-05	SOUTH DAKOTA STATE	W, 90-65	16,618	19 - Brown	14 - Augustine
11-20-05	TEXAS-PAN AMERICAN &	W, 71-59	16,618	20 - Brown	8 - Randle
11-22-05	TEXAS SOUTHERN &	W, 93-59	16,618	14 - Brown	8 - Carter
11-25-05	vs. Wichita St. (South Padre Island) &	W, 55-54	1,500	14 - Augustine	10 - Augustine
11-26-05	vs. Rutgers (South Padre Island) &	W, 77-57	1,700	18 - Augustine	7 - Augustine 7 - Pruitt
11-29-05	at North Carolina @	W, 68-64	21,273	14 - Brown	13 - Augustine
12-3-05	vs. Xavier (Chicago)	W, 65-62	19,833	23 - Augustine	7 - Augustine
12-5-05	ARKANSAS-LITTLE ROCK	W, 75-49	16,618	23 - Smith	8 - Pruitt
12-8-05	GEORGETOWN	W, 58-48	16,618	16 - Brown	13 - Augustine
12-10-05	vs. Oregon (Portland)	W, 89-59	15,109	26 - Brown	11 - Augustine
12-18-05	COPPIN STATE	W, 61-42	16,618	15 - Augustine	9 - Augustine
12-21-05	vs. Missouri (St. Louis)	W, 82-50	22,153	17 - Brown	8 - Augustine
12-28-05	SOUTHEAST MISSOURI STATE	W, 89-64	16,618	16 - Brown	9 - Randle
12-30-05	TENNESSEE-MARTIN	W, 84-46	16,618	21 - McBride	11 - Augustine
1-5-06	MICHIGAN STATE	W, 60-50	16,618	34 - Brown	9 - Augustine
1-7-06	at Iowa	L, 48-63	15,500	14 - Augustine	9 - Augustine
1-14-06	MICHIGAN	W, 79-74	16,618	26 - Brown	9 - Augustine
1-17-06	at Indiana	L, 60-62	17,328	17 - Pruitt	7 - Pruitt
1-21-06	at Northwestern	W, 58-47	8,117	18 - Brown	12 - Carter
1-25-06	MINNESOTA	W, 77-53	16,618	17 - Brown	10 - Augustine
1-28-06	PURDUE	W, 76-58	16,618	19 - McBride	12 - Augustine
1-31-06	at Wisconsin	W, 66-51	17,142	16 - Brown 16 - McBride	13 - Randle
2-4-06	PENN STATE	L, 65-66	16,618	17 - McBride	8 - Randle
2-12-06	at Ohio State	L, 53-60	18,500	12 - Brown	13 - Augustine
2-15-06	NORTHWESTERN	W, 63-47	16,618	17 - McBride	9 - Augustine
2-19-06	INDIANA	W, 70-58	16,618	18 - Augustine	10 - Augustine
2-21-06	at Michigan	L, 64-72	13,164	23 - Augustine	14 - Augustine
2-25-06	IOWA	W, 71-59	16,618	15 - McBride	7 - Augustine
2-28-06	at Minnesota	W, 71-65	13,022	16 - Augustine	10 - Augustine
3-4-06	at Michigan State	W, 75-68	14,759	20 - Brown	6 - Augustine
3-10-06	vs. Michigan State %	L, 56-61	18,730	16 - Augustine	15 - Augustine
3-16-06	vs. Air Force &	W, 78-69	9,891	20 - Smith	8 - Brown
3-18-06	vs. Washington &	L, 64-67	10,687	19 - Augustine	9 - Augustine

& = South Padre Island Invitational

@ = Big Ten/ACC Challenge

% = Big Ten Tournament (Conseco Fieldhouse, Indianapolis)

& = NCAA Tournament - 1st/2nd Round (Cox Arena, San Diego, Calif.)

ATTENDANCE

	<u>Games</u>	<u>Totals</u>	<u>Average/High Game</u>	<u>Sellouts</u>
HOME	16	265,888	16,618/16,618	16
AWAY	9	138,805	15,423/21,273	7
NEUTRAL	8	99,603	12,450/22,153	3
TOTAL	33	504,296	15,282/22,153	26

2005-06 STATISTICS

	<u>Overall</u>	<u>Home</u>	<u>Away</u>	<u>Neutral</u>
Record:	26-7	15-1	5-4	6-2
Big Ten:	11-5	7-1	4-4	0-0
Non-Conference:	15-2	8-0	1-0	6-2

ALL GAMES (26-7)

<u>Player</u>	<u>G-GS</u>	<u>Min-Avg</u>	<u>FG-FGA/Pct</u>	<u>3P-3PA/Pct</u>	<u>FT-FTA/Pct</u>	<u>OR-DR - Tot/Avg</u>	<u>PF-FO</u>	<u>A</u>	<u>TO</u>	<u>BLK</u>	<u>ST</u>	<u>PTS-Avg</u>
Brown	33-33	1183-35.8	157-437/.359	78-243/.321	78-103/.757	15-87 - 102/3.1	61-1	191	94	1	53	470-14.2
Augustine	33-33	1079-32.7	174-279/.624	1-2/.500	99-152/.651	100-200 - 300/9.1	84-1	59	67	24	47	448-13.6
McBride	33-33	989-30.0	112-277/.404	83-206/.403	22-25/.880	5-55 - 60/1.8	63-0	70	47	0	24	329-10.0
Randle	32-32	855-26.7	109-210/.519	6-34/.176	48-81/.593	77-96 - 173/5.4	104-7	47	43	17	26	272-8.5
Smith	32-0	613-19.2	85-181/.470	66-137/.482	19-27/.704	17-36 - 53/1.7	29-0	43	34	1	16	255-8.0
Pruitt	33-33	641-19.4	86-164/.524	0-0/.000	31-64/.484	70-99 - 169/5.1	78-1	15	39	15	13	203-6.2
Carter	32-1	395-12.3	58-126/.460	1-6/.167	37-55/.673	35-53 - 88/2.8	51-0	15	16	9	6	154-4.8
Arnold	32-0	354-11.1	47-102/.461	0-0/.000	19-34/.559	32-44 - 76/2.4	65-2	2	21	9	7	113-3.5
Brock	17-0	109-6.4	8-24/.333	1-6/.167	6-15/.400	5-22 - 27/1.6	16-0	7	8	1	4	23-1.4
Frazier	27-0	363-13.4	10-48/.208	5-32/.156	9-18/.500	8-37 - 45/1.7	33-0	50	21	2	7	34-1.3
Hicks	11-0	19-1.7	2-5/.400	0-2/.000	6-8/.750	0-1 - 1/0.1	0-0	1	0	0	0	10-0.9
TEAM						39-46 - 85/2.6	0		16			
ILLINOIS	33	6600	848-1853/.458	241-668/.361	374-582/.643	403-776-1179/35.7	584-12	500	406	79	203	2311-70.0
Opponents	33	6600	670-1656/.405	170-536/.317	427-615/.694	306-678-984/29.8	555-10	338	464	78	179	1937-58.7

Score by Periods

	<u>1st</u>	<u>2nd</u>	<u>Total</u>
ILLINOIS	1127	1184	2311
Opponents	908	1029	1937

BIG TEN GAMES (11-5)

<u>Player</u>	<u>G-GS</u>	<u>Min-Avg</u>	<u>FG-FGA/Pct</u>	<u>3P-3PA/Pct</u>	<u>FT-FTA/Pct</u>	<u>OR-DR - Tot/Avg</u>	<u>PF-FO</u>	<u>A</u>	<u>TO</u>	<u>BLK</u>	<u>ST</u>	<u>PTS-Avg</u>
Brown	16-16	604-37.8	83-223/.372	40-126/.317	37-49/.755	3-41 - 44/2.8	31-1	89	46	0	24	243-15.2
Augustine	16-16	539-33.7	81-135/.600	0-1/.000	40-68/.588	43-100 - 143/8.9	45-1	30	32	13	24	202-12.6
McBride	16-16	498-31.1	56-137/.409	39-99/.394	14-16/.875	1-21 - 22/1.4	31-0	30	23	0	9	165-10.3
Randle	16-16	455-28.4	50-102/.490	3-16/.188	24-37/.649	41-46 - 87/5.4	57-6	20	14	8	13	127-7.9
Pruitt	16-16	325-20.3	50-92/.543	0-0/.000	14-28/.500	32-49 - 81/5.1	38-1	10	20	10	5	114-7.1
Smith	15-0	271-18.1	29-76/.382	22-55/.400	7-9/.778	7-17 - 24/1.6	17-0	17	9	0	9	87-5.8
Carter	15-0	171-11.4	17-41/.415	0-3/.000	20-29/.690	13-25 - 38/2.5	17-0	7	5	3	1	54-3.6
Arnold	15-0	128-8.5	14-33/.424	0-0/.000	10-15/.667	11-14 - 25/1.7	22-0	2	9	2	3	38-2.5
Frazier	15-0	191-12.7	7-28/.250	4-17/.235	5-8/.625	3-19 - 22/1.5	22-0	19	14	2	3	23-1.5
Brock	5-0	15-3.0	1-3/.333	0-1/.000	1-2/.500	1-3 - 4/0.8	1-0	0	0	0	0	3-0.6
Hicks	3-0	3-1.0	0-1/.000	0-0/.000	0-0/.000	0-1 - 1/0.3	0-0	0	0	0	0	0-0.0
TEAM						19-24 - 43/2.7	0		10			
ILLINOIS	16	3200	388-871/.445	108-318/.340	172-261/.659	174-360-534/33.4	281-9	224	182	38	91	1056-66.0
Opponents	16	3200	324-785/.413	91-269/.338	223-295/.756	143-345-488/30.5	252-3	180	210	35	76	962-60.1

Score by Periods

	<u>1st</u>	<u>2nd</u>	<u>Total</u>
ILLINOIS	526	530	1056
Opponents	445	517	962

2005-06 GAME-BY-GAME RESULTS

MEDIA | TRADITION | RECORDS | REVIEW | ILLINI | COACHES | ILLINOIS BASKETBALL

	GAME	FGM-A/%	3PM-A/%	FTM-A/%	OR-DR - TOT	PF	AS	TO	BK	ST	PTS (1st-2nd)
11-18	Illinois (W, 90-65)	31-57/.544	10-21/.476	18-29/.621	11-29 - 40	20	18	20	3	9	90 (46-44)
	South Dakota State	22-58/.379	9-22/.409	12-21/.571	9-19 - 28	24	9	21	1	10	65 (32-33)
11-20	Illinois (W, 71-59)	28-68/.412	11-34/.324	4-12/.333	24-14 - 38	18	20	12	1	9	71 (36-35)
	Texas-Pan American	23-47/.489	2-10/.200	11-18/.611	14-18 - 32	16	5	17	0	4	59 (32-27)
11-22	Illinois (W, 93-59)	35-72/.486	8-21/.381	15-25/.600	21-20 - 41	18	23	10	5	7	93 (46-47)
	Texas Southern	22-53/.415	3-11/.273	12-17/.706	15-17 - 32	22	3	24	4	5	59 (30-29)
11-25	Illinois (W, 55-54)	24-56/.429	5-16/.313	2-4/.500	9-27 - 36	17	16	17	3	7	55 (29-26)
	vs. Wichita State	19-50/.407	2-8/.250	14-21/.667	9-24 - 33	13	10	15	0	8	54 (33-21)
11-26	Illinois (W, 77-57)	26-51/.510	6-15/.400	19-29/.655	13-25 - 38	24	14	10	0	4	77 (38-39)
	vs. Rutgers	17-44/.386	3-12/.250	20-27/.741	7-19 - 26	22	4	13	2	5	57 (26-31)
11-29	Illinois (W, 68-64)	25-54/.463	8-21/.381	10-17/.588	13-20 - 33	20	14	18	2	12	68 (35-33)
	at North Carolina	23-51/.451	2-13/.154	16-23/.696	11-18 - 29	16	12	16	5	12	64 (35-29)
12-3	Illinois (W, 65-62)	20-49/.408	6-21/.286	19-31/.613	11-20 - 31	15	11	12	4	8	65 (26-39)
	vs. Xavier	24-50/.480	7-16/.438	7-13/.538	9-24 - 33	25	19	15	3	6	62 (36-26)
12-5	Illinois (W, 75-49)	26-53/.491	7-20/.350	16-28/.571	15-26 - 41	17	17	11	4	6	75 (32-43)
	Arkansas-Little Rock	19-53/.358	5-14/.357	6-14/.429	13-15 - 28	19	9	16	1	4	49 (28-21)
12-8	Illinois (W, 58-48)	20-62/.323	7-18/.389	11-14/.786	21-23 - 44	10	6	10	4	2	58 (28-30)
	Georgetown	19-50/.380	5-18/.278	5-11/.455	9-22 - 31	14	11	10	8	3	48 (13-35)
12-10	Illinois (W, 89-59)	34-67/.507	10-23/.435	11-16/.688	13-32 - 45	21	14	12	4	7	89 (40-49)
	vs. Oregon	20-57/.351	3-17/.176	16-26/.615	8-21 - 29	14	8	13	3	8	59 (22-37)
12-18	Illinois (W, 61-42)	20-40/.500	8-21/.381	13-18/.722	7-26 - 33	14	15	16	3	3	61 (24-37)
	Coppin State	17-50/.340	4-18/.222	4-13/.308	9-13 - 22	20	6	9	0	4	42 (12-30)
12-21	Illinois (W, 82-50)	29-60/.483	8-18/.444	16-24/.667	13-28 - 41	15	19	12	1	11	82 (39-43)
	vs. Missouri	21-60/.350	3-17/.176	5-11/.455	15-21 - 36	19	7	21	4	5	50 (21-29)
12-28	Illinois (W, 89-64)	36-71/.507	9-18/.500	8-12/.667	16-32 - 48	13	19	12	4	3	89 (38-51)
	Southeast Missouri State	24-62/.387	7-26/.269	9-11/.818	6-18 - 24	14	15	9	3	4	64 (29-35)
12-30	Illinois (W, 84-46)	33-62/.532	11-25/.440	7-16/.438	12-30 - 42	17	25	16	1	9	84 (47-37)
	Tennessee-Martin	17-55/.309	3-13/.231	9-14/.643	11-21 - 32	17	7	23	2	7	46 (15-31)
1-5	Illinois (W, 60-50)	21-48/.438	10-21/.476	8-12/.667	10-21 - 31	11	9	13	3	4	60 (35-25)
	Michigan State	17-47/.362	4-15/.267	12-14/.857	8-19 - 27	17	11	12	2	3	50 (28-22)
1-7	Illinois (L, 48-63)	18-52/.346	5-26/.192	7-15/.467	7-25 - 32	27	8	16	4	6	48 (19-29)
	at Iowa	18-51/.353	3-11/.273	24-32/.750	13-32 - 45	13	11	15	2	5	63 (23-40)
1-14	Illinois (W, 79-74)	25-60/.417	9-23/.391	20-24/.833	13-22 - 35	20	13	9	4	3	79 (39-40)
	Michigan	25-54/.463	5-11/.455	19-22/.864	9-22 - 31	20	10	11	3	3	74 (28-46)
1-17	Illinois (L, 60-62)	25-57/.439	2-14/.143	8-16/.500	8-23 - 31	22	17	11	6	8	60 (24-36)
	at Indiana	20-49/.408	7-20/.350	15-23/.652	12-27 - 39	17	13	17	3	4	62 (28-34)
1-21	Illinois (W, 58-47)	20-55/.364	9-23/.391	9-16/.563	15-29 - 44	12	12	11	1	4	58 (32-26)
	at Northwestern	17-48/.354	3-20/.150	10-13/.769	6-25 - 31	15	9	10	3	6	47 (17-30)
1-25	Illinois (W, 77-53)	28-59/.475	10-23/.435	11-18/.611	13-24 - 37	13	18	8	2	4	77 (39-38)
	Minnesota	19-53/.358	4-13/.308	11-13/.846	11-21 - 32	15	7	14	2	2	53 (31-22)
1-28	Illinois (W, 76-58)	28-65/.431	6-20/.300	14-19/.737	17-26 - 43	19	16	12	2	6	76 (35-41)
	Purdue	19-50/.380	7-16/.438	13-20/.650	9-20 - 29	16	11	15	4	3	58 (27-31)
1-31	Illinois (W, 66-51)	25-60/.417	7-14/.500	9-16/.563	15-28 - 43	18	10	10	2	10	66 (34-32)
	at Wisconsin	16-45/.356	3-20/.150	16-23/.696	6-22 - 28	11	6	14	1	5	51 (28-23)
2-4	Illinois (L, 65-66)	26-53/.491	9-27/.333	4-7/.571	13-19 - 32	16	18	14	3	5	65 (39-26)
	Penn State	23-53/.434	9-19/.474	11-16/.688	13-19 - 30	11	14	9	0	9	66 (25-41)
2-12	Illinois (L, 53-69)	22-59/.373	5-19/.263	4-6/.667	9-23 - 32	17	13	10	2	4	53 (26-27)
	at Ohio State	24-54/.444	13-23/.565	8-12/.667	9-27 - 36	11	17	12	2	6	69 (37-32)
2-15	Illinois (W, 63-47)	24-43/.558	6-20/.300	9-15/.600	8-22 - 30	12	11	13	2	7	63 (27-36)
	at Northwestern	15-37/.405	8-21/.381	9-13/.692	1-16 - 17	18	11	13	0	8	47 (20-27)
2-19	Illinois (W, 70-58)	25-50/.500	3-17/.176	17-22/.773	10-27 - 37	19	11	18	2	6	70 (38-32)
	Indiana	20-56/.357	4-22/.182	14-17/.824	10-15 - 25	20	9	14	0	8	58 (25-33)
2-21	Illinois (L, 64-72)	27-58/.466	4-14/.286	6-9/.667	9-18 - 27	20	13	12	1	5	64 (34-30)
	at Michigan	23-47/.489	9-20/.450	17-18/.944	7-23 - 30	13	15	16	2	4	72 (30-42)
2-25	Illinois (W, 71-59)	23-51/.451	7-18/.389	18-29/.621	13-10 - 32	18	16	8	0	3	71 (34-37)
	Iowa	21-47/.447	4-16/.250	13-17/.765	8-16 - 24	22	7	13	3	2	59 (29-30)
2-28	Illinois (W, 71-65)	26-48/.542	6-19/.316	13-19/.684	7-17 - 24	15	22	8	1	7	71 (37-34)
	at Minnesota	25-46/.543	5-10/.500	10-14/.714	7-19 - 26	16	15	10	4	4	65 (34-31)
3-4	Illinois (W, 75-68)	25-53/.472	10-20/.500	15-18/.833	7-17 - 24	22	17	9	3	9	75 (34-41)
	at Michigan State	22-48/.458	3-12/.458	21-28/.750	14-24 - 38	17	14	15	4	4	68 (35-33)
3-10	Illinois (L, 56-61)	19-47/.404	6-18/.333	12-21/.571	13-18 - 31	19	13	13	1	5	56 (29-27)
	vs. Michigan State	21-45/.467	3-10/.300	16-23/.696	9-22 - 31	18	10	10	1	6	61 (36-25)
3-16	Illinois (W, 78-69)	29-50/.580	8-22/.364	12-14/.857	7-21 - 28	17	17	11	1	6	78 (35-43)
	vs. Air Force	21-41/.512	13-27/.481	14-18/.778	1-14 - 15	13	15	11	1	7	69 (28-41)
3-18	Illinois (L, 64-67)	25-63/.397	5-18/.278	9-11/.818	10-25 - 35	28	15	12	0	4	64 (33-31)
	vs. Washington	17-45/.378	5-15/.333	28-39/.718	8-27 - 35	17	8	11	5	5	67 (35-32)

2005-06 SEASON HIGHS AND LOWS

ILLINOIS TEAM HIGHS AND LOWS

	<u>HIGHS</u>	<u>LOWS</u>
Points	93 vs. Texas Southern, 11/22	48 vs. Iowa, 1/7
Field Goals Made	36 vs. Southeast Missouri State, 12/28	18 vs. Iowa, 1/7
Field Goals Attempted	72 vs. Texas Southern, 11/22	40 vs. Coppin State, 12/18
Field Goal Percentage	.580 (29-50) vs. Air Force, 3/16	.323 (20-62) vs. Georgetown, 12/8
Three-Point Field Goals Made	11 vs. Texas-Pan American, 11/20	2 vs. Indiana, 1/17
	11 vs. Tennessee-Martin, 11/30	
Three-Point Field Goals Attempted	34 vs. Texas-Pan American, 11/20	14 vs. Indiana, 1/17
Three-Point Field Goal Percentage	.500, three times, last vs. Michigan State (10-20), 3/4	.143 (2-14) vs. Indiana, 1/17
Free Throws Made	20 vs. Michigan, 1/14	2 vs. Wichita State, 11/25
Free Throws Attempted	31 vs. Xavier, 12/3	4 vs. Wichita State, 11/25
Free Throw Percentage	.857 (12-14) vs. Air Force, 3/16	.333 (4-12) vs. Texas-Pan American, 11/20
Rebounds	48 vs. Southeast Missouri State, 12/28	24 vs. Minnesota, 2/28
		24 vs. Michigan State, 3/4
Assists	25 vs. Tenn-Martin, 11/30	6 vs. Georgetown, 12/8
Turnovers	20 vs. South Dakota State, 11/18	8, three times, last vs. Minnesota, 2/28
Blocks	6 vs. Indiana, 1/17	0, three times, last vs. Washington, 3/18
Steals	12 vs. North Carolina, 11/29	2 vs. Georgetown, 12/8
Fouls	28 vs. Washington, 3/18	10 vs. Georgetown, 12/8

OPPONENT TEAM HIGHS AND LOWS

	<u>HIGHS</u>	<u>LOWS</u>
Points	74, Michigan, 1/14	42, Coppin State, 12/18
Field Goals Made	25, Michigan, 1/14	15, Northwestern, 2/15
	25, Minnesota, 2/28	
Field Goals Attempted	58, South Dakota State, 11/18	37, Northwestern, 2/15
Field Goal Percentage	.543 (25-46), Minnesota, 2/28	.309 (17-55), Tennessee-Martin, 11/30
Three-Point Field Goals Made	13, Ohio State, 2/12	2, three teams; last, North Carolina, 11/29
	13, Air Force, 3/16	
Three-Point Field Goals Attempted	27, Air Force, 3/16	8, Wichita State, 11/25
Three-Point Field Goal Percentage	.565 (13-23), Ohio State, 2/12	.150 (3-20), Northwestern, 1/21
		.150 (3-20), Wisconsin, 1/31
Free Throws Made	28, Washington, 3/18	4, Coppin State, 12/18
Free Throws Attempted	39, Washington, 3/18	11, Georgetown, 12/8
		11, Missouri, 12/21
Free Throw Percentage	.944 vs. Michigan, 2/21	.308 (4-13), Coppin State, 12/18
Rebounds	45, Iowa, 1/7	15, Air Force, 3/16
Assists	19, Xavier, 12/3	3, Texas Southern, 11/22
Turnovers	24, Texas Southern, 11/22	9, three teams; last, Penn State 2/4
Blocks	8, Georgetown, 12/8	0, six teams; last, Indiana, 2/19
Steals	12, North Carolina, 11/29	2, Minnesota, 1/25
		2, Iowa, 2/25
Fouls	25, Xavier, 12/3	11, three teams; last, Ohio State, 2/12

ILLINOIS AND OPPONENT SUPERLATIVES

	<u>ILLINOIS</u>	<u>OPPONENT</u>
Points	34, Dee Brown vs. Michigan State, 1/5	39, Daniel Horton, Michigan, 2/21
Field Goals	12, Dee Brown vs. Michigan State, 1/5	13, Daniel Horton, Michigan, 2/21
Field Goal Attempts	22, Dee Brown vs. Michigan State, 1/5	20, Roy Booker, Southeast Missouri St., 12/28
		20, Daniel Horton, Michigan, 2/21
Field Goal Percentage (min. 6 att.)	1.000 (6-6), James Augustine vs. Penn State, 2/4	1.000 (6-6), Derrick East, Texas-Pan Am, 11/20
Three-Point Field Goals Made	7, Rich McBride vs. Tennessee-Martin, 11/30	6, Je'Kel Foster, Ohio State, 2/12
	7, Dee Brown vs. Michigan State, 1/5	
Three-Point Field Goal Attempts	13, Dee Brown vs. Texas-Pan American, 11/20	10, Roy Booker, Southeast Missouri St., 12/28
	13, Dee Brown vs. Michigan State, 1/5	
Three-Point Field Goal Pct. (min. 5 att.)	.800 (4-5), Rich McBride vs. Iowa, 2/25	.833 (5-6), Jamar Butler, Ohio State, 2/12
Free Throws Made	9, three times; last, Dee Brown vs. Michigan, 1/14	11, Brandon Roy, Washington, 3/18
Free Throws Attempted	16, James Augustine vs. Xavier, 12/3	14, Brandon Roy, Washington, 3/18
Free Throw Percentage (min. 8 att.)	.900 (9-10), Dee Brown vs. Xavier, 12/3	1.000 (8-8), Daniel Horton, Michigan, 2/21
	.900 (9-10), Dee Brown vs. Michigan, 1/14	
Rebounds	15, James Augustine vs. Michigan State, 3/10	16, Terence Dials, Ohio State, 2/12
Assists	11, Dee Brown vs. Indiana, 1/17	7, Drew Neitzel, Michigan State, 1/5
		7, Adam Boone, Minnesota, 2/28
Steals	4, Dee Brown vs. Texas-Pan American, 11/20	4, Marcus Ginyard, North Carolina, 11/29
	4, Dee Brown vs. Air Force, 3/16	
Blocks	3, three times; last, Shaun Pruitt vs. Indiana, 1/17	6, Roy Hibbert, Georgetown, 12/8

2005-06 BIG TEN IN REVIEW

FINAL 2006 BIG TEN STANDINGS

		Conference Games			All Games		
		W	L	Pct	W	L	Pct
1.	Ohio State	12	4	.750	26	6	.812
2.	ILLINOIS	11	5	.688	26	7	.788
	Iowa	11	5	.688	25	9	.735
4.	Wisconsin	9	7	.562	19	12	.613
	Indiana	9	7	.562	19	12	.613
6.	Michigan State	8	8	.500	22	11	.667
	Michigan	8	8	.500	22	12	.647
8.	Penn State	6	10	.375	15	15	.500
	Northwestern	6	10	.375	14	15	.483
10.	Minnesota	5	11	.312	16	15	.516
	Purdue	3	13	.188	9	19	.321

Illinois in the Big Ten Rankings

Scoring Offense

All 6th 70.0 ppg
Conf. 6th 66.0 ppg

Scoring Defense

All 2nd 58.7 ppg
Conf. 1st 60.1 ppg

Scoring Margin

All 1st +11.3 ppg
Conf. 2nd +5.9 ppg

Free Throw Percentage

All 11th .643
Conf. 9th .659

Field Goal Percentage

All 5th .458
Conf. 5th .445

Field Goal Percentage Defense

All. 2nd .405
Conf. 2nd .413

3-Point Field Goal Percentage

All 5th .361
Conf. 8th .340

3-Point Field Goal Percentage Defense

All 4th .317
Conf. 3rd .338

Rebounding Offense

All 3rd 35.7 rpg
Conf. 4th 33.4 rpg

Rebounding Defense

All 2nd 29.8 rpg
Conf. 3rd 30.5 rpg

Rebounding Margin

All 1st +5.9 rpg
Conf. 3rd +2.9 rpg

Blocked Shots

All 9th 2.4 bpg
Conf. 9th 2.4 bpg

Assists

All 4th 15.2 apg
Conf. 6th 14.0 apg

Steals

All 9th 6.2 spg
Conf. 9th 5.7 spg

Turnover Margin

All 4th +1.8
Conf. 2nd +1.8

Assist/Turnover Ratio

All 3rd 1.2
Conf. 2nd 1.2

Offensive Rebounds

All 2nd 12.2 rpg
Conf. 5th 10.9 rpg

Defensive Rebounds

All 5th 23.5 rpg
Conf. 5th 22.5 rpg

3-Point Field Goals Per Game

All 3rd 7.3
Conf. 5th 6.8

Illini in the Big Ten Rankings (Top 10) (All Games)

Rebounding

James Augustine 3rd 9.1 rpg

Field Goal Percentage

James Augustine 2nd .624
Brian Randle 9th .519

Assists

Dee Brown 1st 5.8

Steals

Dee Brown 6th 1.6
James Augustine 8th 1.4

3-Point Field Goal Percentage

Jamar Smith 1st .482
Rich McBride 7th .403

3-Point Field Goals Per Game

Rich McBride 2nd 2.5
Dee Brown 5th 2.4

Assist/Turnover Ratio

Dee Brown 5th 2.0

Offensive Rebounds

James Augustine 2nd 3.0
Brian Randle 10th 2.4

Defensive Rebounds

James Augustine 3rd 6.1

Minutes

Dee Brown 4th 35.6

2006 ALL-BIG TEN TEAMS

As selected by Big Ten Coaches

FIRST TEAM
James Augustine, Illinois
Dee Brown, Illinois
Greg Brunner, Iowa
Terence Dials, Ohio State
Alando Tucker, Wisconsin

SECOND TEAM
Shannon Brown, Michigan State
Paul Davis, Michigan State
Je'Kel Foster, Ohio State
Daniel Horton, Michigan
Vedran Vukusic, Northwestern

THIRD TEAM
Maurice Ager, Michigan State
Geary Claxton, Penn State
Vincent Grier, Minnesota
Adam Haluska, Iowa
Jeff Horner, Iowa
Marco Killingsworth, Indiana

HONORABLE MENTION
Jamar Butler, OSU; Kammron Taylor, WIS;
Robert Vaden, IND

ALL-FRESHMAN TEAM
Janelle Cornley, Penn State
Joe Krabbenhoft, Wisconsin
Chris Lutz, Purdue
Craig Moore, Northwestern
Jamar Smith, Illinois

ALL-DEFENSIVE TEAM
Shannon Brown, Michigan State
Je'Kel Foster, Ohio State
Mohamed Hachad, Northwestern
Erek Hansen, Iowa
Brian Randle, Illinois

PLAYER OF THE YEAR
Terence Dials, Ohio State

DEFENSIVE PLAYER OF THE YEAR
Erek Hansen, Iowa

FRESHMAN OF THE YEAR
Janelle Cornley, Penn State

SIXTH MAN OF THE YEAR
Doug Thomas, Iowa

As selected by Media

FIRST TEAM
Dee Brown, Illinois
Greg Brunner, Iowa
Terence Dials, Ohio State
Daniel Horton, Michigan
Alando Tucker, Wisconsin

SECOND TEAM
Maurice Ager, Michigan State
James Augustine, Illinois
Shannon Brown, Michigan State
Paul Davis, Michigan State
Marco Killingsworth, Indiana

THIRD TEAM
Jamar Butler, Ohio State
Geary Claxton, Penn State
Je'Kel Foster, Ohio State
Jeff Horner, Iowa
Vedran Vukusic, Northwestern

HONORABLE MENTION
Vincent Grier, MINN; Adam Haluska, IOWA;
Matt Kiefer, PUR; Kammron Taylor, WIS;
Robert Vaden, IND

PLAYER OF THE YEAR
Terence Dials, Ohio State

FRESHMAN OF THE YEAR
Janelle Cornley, Penn State

COACH OF THE YEAR
Thad Matta, Ohio State

GAME 1

#17 ILLINOIS 90, SOUTH DAKOTA STATE 65

NOV. 18, 2005 // ASSEMBLY HALL, CHAMPAIGN, ILL.

This was not the smooth, methodical effort that Illinois became known for in 2004-05.

The 17th-ranked Illini beat South Dakota State 90-65, but they had to overcome some sloppy play to do it.

Illinois committed 20 turnovers, a number reached only twice during its 39-game run to the national title game last April. But with three starters gone from a lineup that started 42 consecutive games together, the new Illini are still getting to know each other on the court.

Brown scored 19 points and James Augustine had 18 points and 14 rebounds as Illinois (1-0) won its 22nd consecutive home game.

South Dakota State committed 21 turnovers and its two best big men were in foul trouble all night. Ben Beran, who added 11 points, and Mohammed Berte both fouled out with more than 5 minutes to go.

Augustine and Shaun Pruitt, who scored 15 points, were able to have their way inside with Beran and Berte limited to a combined 38 minutes on the court.

South Dakota State led twice early, but Illinois used an 8-0 run to take a 15-10 lead with 14:41 to go in the first half. Even though the Jackrabbits scored the next five points to tie the score, Illinois never trailed again.

The Illini put the game away with a 13-4 run to close out the first half after South Dakota State closed a 10-point Illinois lead to 33-28 with 6:29 to go on Holdren's 3-pointer and a layup by Andre Gilbert.

Augustine and Brown hit free throws, then Pruitt got a basket and Calvin Brock had a pair of free throws to give the Illini a 38-29 lead with 3:15 to go.

S.Dak.St.	FG-A	3P-A	FT-A	REB	PTS	A	TO	B	S	M
Holdren	9-19	5-9	5-6	6	28	2	4	0	2	40
Beran	4-8	2-4	1-2	2	11	1	4	0	1	23
Berte	0-3	0-0	2-4	3	2	0	1	1	1	15
Cadwell	3-7	1-2	0-2	0	7	2	2	0	0	33
Gilbert	4-8	0-2	0-1	4	8	2	2	0	1	25
Casey	1-6	1-4	1-2	2	4	1	2	0	3	21
Heien	0-0	0-0	0-0	0	0	0	0	0	0	0+
Frias	0-3	0-0	2-2	2	2	0	4	0	1	10
Keller	0-0	0-0	0-0	0	0	0	0	0	0	0+
Kleinjan	0-1	0-1	0-0	0	0	0	1	0	0	7
Loney	1-3	0-0	1-2	3	3	1	1	0	1	26
Team				6						
Totals	22-58	9-22	12-21	28	65	9	21	1	10	200

FG%	1st: 10-24/417	2nd: 12-34/353	Game: .379
3PT%	1st: 5-10/500	2nd: 4-12/333	Game: .409
FT%	1st: 7-11/636	2nd: 5-10/500	Game: .571

Illinois	FG-A	3P-A	FT-A	REB	PTS	A	TO	B	S	M
Randle	3-4	0-0	0-0	2	6	0	3	0	0	17
Pruitt	5-5	0-0	1-2	9	11	1	1	1	1	0
Augustine	5-7	0-0	8-10	14	18	2	4	1	2	26
Brown	6-16	3-8	4-6	1	19	2	6	0	3	30
McBride	5-9	4-7	1-2	3	15	4	1	0	3	29
Frazier	1-2	0-1	0-0	1	2	4	0	0	0	16
Brock	0-0	0-0	3-6	0	3	0	0	0	1	10
Smith	3-6	3-5	0-0	2	9	2	1	0	0	21
Carter	3-5	0-0	1-2	5	7	3	2	0	0	18
Arnold	0-3	0-0	0-1	1	0	0	2	1	0	9
Team				2						
Totals	31-57	10-21	18-29	40	90	18	20	3	9	200

FG%	1st: 14-27/519	2nd: 17-30/567	Game: .544
3PT%	1st: 6-13/462	2nd: 4-8/500	Game: .476
FT%	1st: 12-16/750	2nd: 6-13/462	Game: .621

Score by Halves:	1st	2nd	Game
South Dakota State	32	33	65
Illinois	46	44	90

A: 16,618

GAME 2

#17 ILLINOIS 71, TEXAS-PAN AMERICAN 59

NOV. 20, 2005 // ASSEMBLY HALL, CHAMPAIGN, ILL.

Dee Brown scored 20 points and No. 17 Illinois bounced back from a poor-shooting first half to beat Texas-Pan American 71-59.

Brown hit five 3-pointers for the Illini, who trailed by 10 points with 8:19 to go in the first half before their shots started to fall.

Pan American was able to get the ball to the basket early and its zone defense kept the Illinois out on the perimeter.

Nineteen of Illinois' 35 first-half shots were from behind the arc and it hit only six of them. Meanwhile, the Broncs were getting the ball inside.

A 3-point play by Kano Edwards broke a 13-13 tie and ignited a 10-0 Pan Am run. Dexter Shankle had a layup, Derrick East tipped one in and David Burrell had a fast-break layup to put the Broncs up 23-13.

Illini freshman Jamar Smith started Illinois' comeback when he finally got a 3-pointer to go with 7:11 left. Rich McBride hit two more, Chester Frazier hit another and finally James Augustine's layup with 1:53 to go gave Illinois a 31-30 lead.

The Illini closed the half with a 23-9 run and led 36-32 lead at the break.

Pan Am cut the Illinois lead to two points twice early in the second half, but Augustine's jumper started an 8-0 run that put the Illini up 46-38 and the Broncs never got closer than five points again.

Brown added seven rebounds, four assists and four steals for Illinois. Augustine scored 14 points and McBride had 11 as the Illini finished the game shooting just 40 percent and 14-of-33 from 3-point range.

UTPA	FG-A	3P-A	FT-A	REB	PTS	A	TO	B	S	M
East	6-6	0-0	0-0	6	12	0	1	0	0	30
Chatman	4-7	2-4	0-0	5	10	0	3	0	0	30
Lien	2-8	0-2	1-2	1	5	0	4	0	0	23
Sheppard	2-7	0-1	1-2	6	5	1	4	0	1	33
Shankle	4-7	0-1	4-6	5	12	0	1	0	1	30
Puente	0-0	0-0	0-0	2	0	2	1	0	0	7
Gaither	0-1	0-1	0-0	0	0	0	0	0	0	2
Robinson	1-3	0-0	0-0	2	2	0	0	0	0	14
Edwards	3-6	0-1	3-6	5	9	1	1	0	1	17
Burrell	1-1	0-0	0-0	0	2	0	0	0	1	4
Trader	0-1	0-0	2-2	0	2	1	1	0	0	10
Team				0						1
Totals	23-47	2-10	11-18	32	59	5	17	0	4	200

FG%	1st: 14-26/538	2nd: 9-21/429	Game: .489
3PT%	1st: 2-5/400	2nd: 0-5/000	Game: .200
FT%	1st: 2-3/667	2nd: 9-15/600	Game: .611

Illinois	FG-A	3P-A	FT-A	REB	PTS	A	TO	B	S	M
Randle	3-5	0-0	0-4	8	6	1	1	0	3	18
Pruitt	0-3	0-0	0-0	2	0	1	1	0	0	15
Augustine	6-8	0-0	2-4	7	14	3	4	0	2	34
Brown	7-17	5-13	1-2	7	20	4	4	0	4	38
McBride	4-13	3-10	0-0	2	11	8	1	0	1	33
Frazier	1-5	1-5	0-0	3	3	2	0	0	0	22
Smith	4-9	2-6	0-0	4	10	1	1	0	0	20
Carter	2-4	0-0	0-0	1	4	0	0	1	0	6
Arnold	1-4	0-0	1-2	3	3	0	0	0	0	14
Team				1						
Totals	28-68	11-34	4-12	38	71	20	12	1	9	200

FG%	1st: 14-35/400	2nd: 14-33/424	Game: .412
3PT%	1st: 6-19/316	2nd: 5-15/333	Game: .324
FT%	1st: 2-3/667	2nd: 2-9/222	Game: .333

Score by Halves:	1st	2nd	Game
Texas-Pan American	32	27	59
Illinois	36	35	71

A: 16,618

GAME 3

#15/14 ILLINOIS 93, TEXAS SOUTHERN 59

NOV. 22, 2005 // ASSEMBLY HALL, CHAMPAIGN, ILL.

Illinois appears to have shaken out of its early season funk.

Dee Brown scored 14 points and James Augustine added 13 to lead No. 15 Illinois to a 93-59 rout of Texas Southern.

Illinois had been surprised by Texas-Pan American's zone defense on Sunday and struggled, falling behind by 10 points before pulling out a 71-59 victory. But Tuesday night, there were no surprises.

The Illini were in complete control after the first two minutes of the game. They broke it open with a 19-8 run early in the first half and then buried the Tigers with a 33-6 run to begin the second half. They led by as many as 41 points.

Brown also had six rebounds and five assists. Jamar Smith added 12, while Carter scored 11 and Arnold had 10.

Brian Randle, who struggled in his first two games after sitting out last season with an injury, scored six points. But he also had five assists two blocks and a steal that led to a crowd-pleasing dunk in the first half.

Illinois led 46-30 at halftime and held the Tigers to just eight points over the first 13 minutes of the second half. Smith's 3-pointer with seven minutes left made the score 79-38.

This was the second game of the South Padre Island Invitational.

TSU	FG-A	3P-A	FT-A	REB	PTS	A	TO	B	S	M
Jones	1-4	0-1	2-3	5	4	1	3	1	0	30
Johnson	2-4	0-0	0-0	0	4	0	1	1	0	10
Moore	3-7	0-0	2-2	8	8	1	4	2	1	33
S. Walker	7-15	1-2	5-6	1	20	0	5	0	2	39
Count	4-11	1-3	2-2	5	11	1	5	0	1	32
Brown	0-2	0-2	0-0	0	0	0	1	0	0	9
Cale	1-1	0-0	0-0	1	2	0	0	0	0	4
N. Walker	0-0	0-0	0-0	0	0	0	0	0	0	1
Smith	1-3	1-2	0-0	1	3	0	4	0	1	17
Norwood	0-1	0-1	0-1	0	0	0	0	0	0	6
Finckenbinder	0-0	0-0	0-0	0	0	0	0	0	0	1
Bell	2-3	0-0	0-1	1	4	0	1	0	0	9
Egwautu	1-2	0-0	1-2	4	3	0	0	0	0	9
Team				6						
Totals	22-53	3-11	12-17	32	59	3	24	4	5	200

FG%	1st: 10-27/370	2nd: 12-26/462	Game: .415
3PT%	1st: 2-8/250	2nd: 1-3/333	Game: .273
FT%	1st: 8-11/727	2nd: 4-6/667	Game: .706

Illinois	FG-A	3P-A	FT-A	REB	PTS	A	TO	B	S	M
Randle	3-6	0-0	0-0	3	6	5	1	2	1	24
Pruitt	4-8	0-0	1-5	7	9	0	1	0	1	19
Augustine	6-9	0-0	1-1	6	13	1	2	2	1	21
Brown	5-11	3-8	1-1	6	14	5	1	0	1	25
McBride	3-6	3-6	0-0	0	9	2	1	0	2	17
Hicks	0-0	0-0	2-2	0	2	0	0	0	0	2
Frazier	1-3	0-1	2-2	3	4	4	1	0	1	18
Brock	1-3	0-0	1-2	2	3	2	1	0	1	15
Smith	4-9	2-6	2-5	1	12	3	1	0	0	22
Carter	3-9	0-0	5-7	8	11	1	1	0	0	20
Arnold	5-8	0-0	0-0	3	10	0	0	1	0	17
Team				2						
Totals	35-72	8-21	15-25	41	93	23	10	5	7	200

FG%	1st: 19-36/528	2nd: 16-36/444	Game: .486
3PT%	1st: 4-14/286	2nd: 4-7/571	Game: .381
FT%	1st: 4-8/500	2nd: 11-17/647	Game: .600

Score by Halves:	1st	2nd	Game
Texas Southern	30	29	59
Illinois	46	47	93

A: 16,618

GAME 4

#15/14 ILLINOIS 55, WICHITA STATE 54
NOV. 25, 2005 // SOUTH PAORE ISLAND, TEXAS

Back in his home state, Warren Carter helped Illinois stay there a little longer.

Carter, a junior from Dallas, hit the winning layup with one second left to give No. 15 Illinois a 55-54 win Friday over Wichita State in the South Padre Island Invitational semifinals.

Illinois (4-0) advanced to Saturday's championship against Rutgers, which beat Kent State 55-52 in Friday's other semifinal.

"Warren made a good catch, took his time and made the basket," Illinois coach Bruce Weber said. "It's a great win for Warren."

Carter, who was open near the basket, scored the last of his eight points after receiving an inbound pass from Rich McBride. It was Illinois' second lead of the second half, after James Augustine's jumper with 4:46 left briefly put Illinois ahead 51-50.

"The coaching staff did a good job of drawing up the play," Carter said. "Dee (Brown) came off the screen so of course the team is going to guard him because he is an All-American. I just got open."

Augustine led Illinois with 14 points and Shaun Pruitt added 10. Paul Miller scored 18 points for Wichita State (3-1), which led for most of the second half after trailing by as many as 11 in the first. Miller also had five rebounds, one steal and was 6-for-8 from the free throw line.

Kyle Wilson's layup with 1:24 left gave Wichita State a 54-53 lead before Carter's winning shot.

Wilson had 10 points for the Shockers, who shot just 35 percent from the field in the second half.

Wichita St.	FG-A	3P-A	FT-A	REB	PIS	A	TO	B	S	M
Cousinsard	4-7	1-1	0-3	4	9	2	1	0	1	32
Bradley	1-4	0-1	0-0	4	2	1	2	0	0	28
Braeuer	0-3	0-1	2-2	0	2	3	2	0	2	16
Wilson	3-7	0-1	6-8	5	12	0	3	0	1	30
Miller	6-12	0-0	6-8	5	18	0	2	0	1	30
Martin	1-5	0-0	0-0	3	2	1	2	0	0	19
Preadom	1-2	0-0	0-0	0	2	0	0	0	0	11
Young	1-2	0-0	0-0	1	2	0	1	0	0	10
Ogirri	2-8	1-4	0-0	4	5	3	2	0	3	24
Team				7						
Totals	19-50	2-8	14-21	33	54	10	15	0	8	200

FG%	1st: 11-27/407	2nd: 8-23/348	Game: 380
3PT%	1st: 2-5/400	2nd: 0-3/000	Game: 250
FT%	1st: 9-14/643	2nd: 5-7/714	Game: 667

Illinois	FG-A	3P-A	FT-A	REB	PIS	A	TO	B	S	M
Randle	3-14	2-9	0-2	2	8	5	5	0	3	38
McBride	3-9	2-6	0-0	3	8	2	1	0	0	34
Augustine	7-14	0-0	0-0	10	14	4	6	1	2	37
Randle	1-3	0-0	2-2	6	4	1	1	1	0	22
Pruitt	5-7	0-0	0-0	7	10	0	1	0	0	22
Frazier	0-0	0-0	0-0	0	0	2	0	0	0	13
Brock	0-1	0-0	0-0	2	0	1	0	1	0	4
Smith	1-1	1-1	0-0	0	3	1	0	0	1	8
Carter	4-6	0-0	0-0	3	8	0	1	0	0	14
Arnold	0-1	0-0	0-0	1	0	0	2	0	1	8
Team				2						
Totals	24-56	5-16	2-4	36	55	16	17	3	7	200

FG%	1st: 13-33/394	2nd: 11-23/478	Game: 429
3PT%	1st: 3-9/333	2nd: 2-7/286	Game: 313
FT%	1st: 0-0/000	2nd: 2-4/500	Game: 500

Score by Halves:	1st	2nd	Game
Wichita State	33	21	54
Illinois	29	26	55
			A: 1,500

GAME 5

#15/14 ILLINOIS 77, RUTGERS 57
NOV. 26, 2005 // SOUTH PADRE ISLAND, TEXAS

James Augustine was quick to praise his teammates after Illinois' latest win.

Augustine scored 18 points and Brian Randle added 16, leading No. 15 Illinois to a 77-57 victory over Rutgers in the championship game of the South Padre Island Invitational.

Augustine, the tournament MVP, was 7-of-9 from the field and had seven rebounds. Rich McBride scored 11 points and Dee Brown added 10 for Illinois.

Shaun Pruitt, who had six points, was the only Illinois starter who didn't score in double figures. Illinois got just 16 points from its bench, but Augustine said reserves still played a key role.

"We're making progress each and every game, and I think that's what counts," Augustine said. "I think the bench did a great job today and carried us the whole time. It means a lot to know that your bench can go out there and do the same thing that you do."

Quincy Douby led Rutgers (3-1) with 21 points, and Anthony Farmer had 12.

Illinois shot 51 percent from the field, including 65 percent in the second half. Rutgers shot 26 percent in the first half and finished at 39 percent.

Illinois, which trailed only once early in the game, led by as many as 23 points after having a 38-26 lead at the break.

Rutgers	FG-A	3P-A	FT-A	REB	PIS	A	TO	B	S	M
Webb	0-1	0-1	1-2	1	1	2	2	0	1	30
Farmer	4-7	0-0	4-5	1	12	0	4	1	0	33
Douby	7-14	3-6	4-5	3	21	0	2	1	1	33
Inman	1-4	0-2	3-5	6	5	0	1	0	0	20
Bailey	0-3	0-0	3-4	2	3	0	0	0	0	14
Hill	2-4	0-0	2-2	5	6	0	0	0	0	11
Mimmo	0-0	0-0	0-0	0	0	1	1	0	0	3
Joynes	0-2	0-0	2-2	4	2	1	2	0	1	20
Griffin	1-4	0-3	1-2	1	3	0	0	0	0	18
Gibson	1-3	0-0	0-0	1	2	0	0	0	0	6
Keating	0-1	0-0	0-0	0	0	0	0	0	1	4
Inglis	1-1	0-0	0-0	0	2	0	0	0	0	5
Waterstradt	0-0	0-0	0-0	0	0	0	0	0	0	3
Team				2			1			
Totals	17-44	3-12	20-27	26	57	4	13	2	5	200

FG%	1st: 6-23/261	2nd: 11-21/524	Game: 386
3PT%	1st: 2-9/222	2nd: 1-3/333	Game: 250
FT%	1st: 12-14/857	2nd: 8-13/615	Game: 741

Illinois	FG-A	3P-A	FT-A	REB	PIS	A	TO	B	S	M
Brown	4-7	0-2	2-2	2	10	4	3	0	0	22
McBride	4-7	3-6	0-0	2	11	2	0	0	0	30
Augustine	7-9	0-0	4-5	7	18	1	0	0	0	25
Randle	6-8	1-1	3-4	5	16	1	1	0	1	32
Pruitt	2-6	0-0	2-4	7	6	2	1	0	2	21
Hicks	0-0	0-0	2-2	0	2	0	0	0	0	1
Frazier	0-1	0-1	1-3	5	1	2	2	0	1	19
Brock	0-0	0-0	0-2	1	0	0	0	0	0	5
Smith	2-6	2-5	3-4	2	9	2	0	0	0	20
Carter	1-6	0-0	0-1	1	2	0	1	0	0	15
Arnold	0-1	0-0	2	3	2	0	2	0	0	10
Team				3						
Totals	26-51	6-15	19-29	38	77	14	10	0	4	200

FG%	1st: 13-31/419	2nd: 13-20/650	Game: 510
3PT%	1st: 2-8/250	2nd: 4-7/571	Game: 400
FT%	1st: 10-12/833	2nd: 9-17/529	Game: 655

Score by Halves:	1st	2nd	Game
Rutgers	26	31	57
Illinois	38	39	77
			A: 1,700

GAME 6

#12 ILLINOIS 68, NORTH CAROLINA 64
NOV. 29, 2005 // SMITH CENTER, CHAPEL HILL, N.C.

Revenge? Dee Brown and his Illinois teammates found all the incentive they needed in simply getting an early season victory on the road.

The dazzling guard scored 14 points and Brian Randle grabbed a key rebound in the waning seconds, helping the 12th-ranked Illini hold off North Carolina 68-64 in a rematch of the 2005 NCAA championship game.

James Augustine added 13 points and 13 rebounds for Illinois, which improved to 3-4 in the Big Ten/ACC Challenge. The Illini also snapped the Tar Heels' 21-game home winning streak despite scoring only four points in the final 6 1/2 minutes.

No one expected a true rematch of the final because only seven remaining players on the two teams even played in that game, won 75-70 by the Tar Heels. Those points came during a 12-0 run to make it 64-62, and after the teams traded baskets, Illinois freshman Jamar Smith missed the front end of a 1-and-1 with 17 seconds left. But Randle beat everyone to the rebound and quickly got the ball to Brown, who made two free throws to finally seal the victory.

Illinois also seemed to rally around injured coach Bruce Weber, who broke his ankle a day earlier working in his yard. He hobbled a bit on the sidelines with a protective boot, and used a crutch to travel from the locker room to the sideline.

He watched his team take the lead for good on Randle's 3-pointer to open the second half, and Illinois stayed in control until suddenly losing its shooting touch. Illinois missed five straight shots and had three turnovers in one 5-minute stretch, losing nearly all of a 14-point lead.

Illinois	FG-A	3P-A	FT-A	REB	PIS	A	TO	B	S	M
Randle	4-5	2-2	2-4	3	12	1	3	2	2	20
Pruitt	2-2	0-0	0-2	2	4	0	2	0	0	18
Augustine	4-6	0-0	5-6	13	13	3	2	0	3	38
Brown	6-19	0-6	2-3	0	14	3	5	0	2	38
McBride	4-11	3-8	1-1	3	12	5	2	0	1	33
Frazier	0-2	0-1	0-0	2	0	1	0	0	0	14
Brock	0-0	0-0	0-0	0	0	0	0	0	0	2
Smith	3-5	3-4	0-1	0	9	1	2	0	0	14
Carter	0-2	0-0	0-0	3	0	0	2	0	1	8
Arnold	2-2	0-0	0-0	2	4	0	0	0	1	15
Team				5						
Totals	25-54	8-21	10-17	33	68	14	18	2	12	200

FG%	1st: 14-30/467	2nd: 11-24/458	Game: 463
3PT%	1st: 2-10/200	2nd: 6-11/545	Game: 381
FT%	1st: 5-7/714	2nd: 5-10/500	Game: 588

UNC	FG-A	3P-A	FT-A	REB	PIS	A	TO	B	S	M
Terry	3-11	0-4	0-0	3	6	0	1	1	0	23
Noel	4-8	0-2	4-4	5	12	3	4	1	2	36
Hansbrough	4-8	0-0	9-11	6	17	2	3	0	2	31
Ginyard	6-11	1-2	1-2	3	14	1	3	0	4	32
Frasor	3-6	1-3	0-1	1	7	2	2	0	0	34
Green	2-5	0-2	1-2	3	5	2	2	3	1	20
Miller	0-0	0-0	0-0	0	0	2	0	0	0	14
Sanders	1-2	0-0	1-3	2	3	0	1	0	0	10
Team				6						
Totals	23-51	2-13	16-23	29	64	12	16	5	12	200

FG%	1st: 15-27/556	2nd: 8-24/333	Game: 451
3PT%	1st: 0-4/000	2nd: 2-9/222	Game: 154
FT%	1st: 5-7/714	2nd: 11-16/688	Game: 696

Score by Halves:	1st	2nd	Game
Illinois	35	33	68
North Carolina	35	29	64
			A: 21,273

GAME 7

#12 ILLINOIS 65, XAVIER 62

DEC. 3, 2005 // UNITED CENTER, CHICAGO, ILL.

Dee Brown and James Augustine carried the scoring load and Marcus Arnold's inspired play off the bench late in the second half helped the No. 12 Illini rally from an early 15-point deficit to defeat Xavier 65-62.

Augustine scored 23 points to tie his career high and Brown had 20, but Arnold scored seven points and grabbed a pair of key rebounds. He tied the game 53-53 and then converted a 3-point play to give the Illini a 56-53 lead with 5:10 to go.

Xavier built a 19-4 lead and led 36-26 at halftime. But Illinois, which has now won 15 in a row at the United Center, came out of the locker room with a 15-4 run.

Augustine's 3-point play gave Illinois its first lead, 41-40, with 12:31 to go. Xavier scored six straight points and looked like it might take control again, but fouls got the Musketeers into trouble.

Their leading scorer, Brian Thornton, fouled out when he fouled Arnold with 5:10 left and three other players ended the game with four fouls. Thornton, who had been averaging 20 points, finished with nine.

The Musketeers were led by Justin Cage's 15 points. Justin Doellman scored 12 and Stanley Burrell had 11. Xavier shot 60 percent in the first half, but dropped off in the second half to finish with 48 percent.

Illinois had major trouble getting started. The Illini turned the ball over on their first two possessions and missed their first nine shots. Meanwhile, the Musketeers hit five of their first eight to build a 12-0 lead.

Xavier	FG-A	3P-A	FT-A	REB	PTS	A	TO	B	S	M
Cage	6-9	0-1	3-5	4	15	3	3	2	2	36
Doellman	4-8	3-6	1-2	5	12	2	1	0	0	27
Thornton	4-6	0-0	1-2	4	9	2	3	0	0	26
Finn	1-3	0-0	0-0	1	2	2	3	0	1	32
Burrell	4-14	3-7	0-0	3	11	3	4	0	0	36
Duncan	1-2	1-1	0-0	3	3	3	0	0	2	15
Raymond	0-0	0-0	0-0	2	0	1	0	0	0	2
Wolf	0-2	0-1	0-2	1	0	3	0	0	0	10
Caudle	4-6	0-0	2-2	5	10	0	1	1	1	16
Team				5						
Totals	24-50	7-16	7-13	33	62	19	15	3	6	200
FG%	1st: 15-26/.577		2nd: 9-24/.375		Game: .480					
3PT%	1st: 6-8/.750		2nd: 1-8/.125		Game: .438					
FT%	1st: 0-0/0.000		2nd: 7-13/.538		Game: .538					

Illinois	FG-A	3P-A	FT-A	REB	PTS	A	TO	B	S	M
Augustine	7-9	0-0	9-16	7	23	0	2	1	2	40
Randle	3-5	0-2	0-0	3	6	1	2	1	2	31
Pruitt	0-2	0-0	0-2	4	0	0	1	0	0	17
Brown	4-16	3-10	9-10	5	20	7	2	1	3	37
McBride	1-7	1-4	0-0	3	3	2	1	0	0	33
Frazier	0-2	0-2	0-0	0	0	0	1	0	0	10
Smith	2-3	2-3	0-0	0	6	1	1	0	1	14
Carter	0-1	0-0	0-0	0	0	0	0	0	0	2
Arnold	3-4	0-0	1-3	6	7	0	0	1	0	16
Team				3						
Totals	20-49	6-21	19-31	31	65	11	12	4	8	200
FG%	1st: 9-25/.360		2nd: 11-24/.458		Game: .408					
3PT%	1st: 2-9/.222		2nd: 4-12/.333		Game: .286					
FT%	1st: 6-8/.750		2nd: 13-23/.565		Game: .613					

Score by Halves:	1st	2nd	Game
Xavier	36	26	62
Illinois	26	39	65

A: 19,833

GAME 8

#11/10 ILLINOIS 75, ARKANSAS-LITTLE ROCK 49

DEC. 5, 2005 // ASSEMBLY HALL, CHAMPAIGN, ILL.

Freshman reserve Jamar Smith hit six 3-pointers and had a career-high 23 points to lift No. 11 Illinois to a 75-49 victory over Arkansas-Little Rock.

Smith was 8-of-10 from the field and had three assists and two steals. He scored seven points and had an assist during a 20-0 second-half run that broke the game open.

Illinois (8-0) had just seen Arkansas-Little Rock (3-3) run off seven straight points to cut its deficit to 41-39. After Dee Brown hit a free throw and Brian Randle a layup, Smith got a pass from Brown and hit a three that brought the crowd to its feet.

The next time down the floor, Smith sent an alley-oop pass that Randle dunked to put the Illini up 49-39. He scored five more points before leaving to a standing ovation with 1:48 left and Illinois on its way to its 25th straight win at the Assembly Hall.

James Augustine scored 12 points for Illinois. Randle and Warren Carter each added 11 points, and Brown had six points, 10 assists and five rebounds.

Lekheythan Malone scored 12 of his 17 points in the first half for Arkansas-Little Rock, but he spent much of the second half on the bench in foul trouble. Elijah Muldrow added 10 points for the Trojans.

The Illini used a 10-0 run to take a 14-6 lead and led 20-12 after Randle put in a rebound with 7:48 to go in the first half. But the Trojans came back with a 9-3 run and closed within 27-26 with 2:22 to go on Muldrow's 3-pointer.

UALR	FG-A	3P-A	FT-A	REB	PTS	A	TO	B	S	M
Malone	7-14	3-4	0-0	0	17	0	2	0	0	27
Jones-Jennings	4-9	0-0	0-4	9	8	1	2	0	0	36
Muldrow	2-7	2-5	4-4	1	10	2	1	1	1	28
Wright	2-10	0-1	1-4	8	5	3	6	0	2	39
Harding	1-4	0-2	0-0	1	2	3	3	0	0	26
Eggs	0-3	0-1	0-0	2	0	0	2	0	0	21
Razz	0-1	0-0	0-0	0	0	0	0	0	0	2
Thornton	0-0	0-0	0-0	0	0	0	0	0	0	2
Ray	3-3	0-0	1-2	4	7	0	0	0	1	15
Nichols	0-2	0-1	0-0	1	0	0	0	0	0	4
Team				2						
Totals	19-53	5-14	6-14	28	49	9	16	1	4	200
FG%	1st: 12-28/.429		2nd: 7-25/.280		Game: .358					
3PT%	1st: 3-8/.375		2nd: 2-6/.333		Game: .357					
FT%	1st: 1-2/.500		2nd: 5-12/.417		Game: .429					

Illinois	FG-A	3P-A	FT-A	REB	PTS	A	TO	B	S	M
Randle	5-7	0-1	1-4	6	11	2	1	1	0	28
Pruitt	1-1	0-0	3-4	8	5	0	1	1	1	21
Augustine	4-8	0-0	4-6	7	12	0	1	0	0	33
Brown	2-8	1-5	1-2	5	6	10	4	0	1	35
McBride	0-6	0-4	2-2	3	2	1	1	0	1	22
Hicks	0-1	0-1	1-2	0	1	1	0	0	0	2
Brock	1-2	0-1	0-1	2	2	0	0	0	0	7
Smith	8-10	6-8	1-2	2	23	3	2	0	2	28
Carter	4-7	0-0	3-4	4	11	0	0	2	1	13
Arnold	1-3	0-0	0-1	2	2	0	1	0	0	11
Team				2						
Totals	20-49	6-21	19-31	31	65	11	12	4	8	200
FG%	1st: 12-27/.444		2nd: 14-26/.538		Game: .491					
3PT%	1st: 4-12/.333		2nd: 3-8/.375		Game: .350					
FT%	1st: 4-8/.500		2nd: 12-20/.600		Game: .571					

Score by Halves:	1st	2nd	Game
Arkansas-Little Rock	28	21	49
Illinois	32	43	75

A: 16,618

GAME 9

#11/10 ILLINOIS 58, GEORGETOWN 48

DEC. 8, 2005 // ASSEMBLY HALL, CHAMPAIGN, ILL.

Dee Brown scored 16 points and Illinois' defense made up for a poor shooting night as the 11th-ranked Illini won their ninth straight to open the season, 58-48 over Georgetown.

Brown made two layups midway through the second half that boosted Illinois' lead to 14 points and stalled Georgetown's comeback attempt. The Hoyas (3-2), who were down 15 points at halftime, rallied behind Jeff Green, who scored 19 of his 21 points in the second half.

But Georgetown ran out of time. After closing to 52-44 on Ashanti Cook's 3-pointer with 1:10 to go, the Hoyas missed three straight shots, were forced to foul and the Illini converted all six free throws before Green scored four points in the final seconds.

James Augustine got his fourth double-double of the season for Illinois with 10 points and 13 rebounds. Cook scored 10 points for the Hoyas.

Illinois was only 9-of-25 from the field in the second half and finished the game shooting a paltry 32 percent. They were helped by nine 3-pointers.

Illinois scored the first 10 points of the game and then held the Hoyas to five first-half baskets.

Illini coach Bruce Weber, still hobbled by a broken left ankle, was waving his arms early exhorting his players and applauding their defensive play as Georgetown missed its first six shots and eight of its first 10 on their way shooting 38 percent.

The Hoyas closed within 12-7 with 10:59 to go in the half but the Illini tightened up their defense again and forced Georgetown to miss nine straight shots and turn the ball over four times over the next 9:02. Illinois took a 25-11 lead and was up 28-13 at halftime.

Georgetown	FG-A	3P-A	FT-A	REB	PTS	A	TO	B	S	M
Bowman	1-6	0-2	1-2	4	3	0	2	1	1	21
Green	8-12	2-4	3-7	7	21	1	0	0	0	38
Hibbert	2-9	0-0	0-0	7	4	2	1	6	0	33
Cook	4-10	2-7	0-0	1	10	3	0	0	1	38
Wallace	1-3	1-2	0-0	1	3	3	4	0	0	22
Owens	3-8	0-0	0-0	5	6	2	1	1	1	29
Sapp	0-1	0-1	1-2	0	2	0	0	0	0	7
Crawford	0-1	0-0	0-0	4	0	0	1	0	0	12
Team				2						
Totals	19-50	5-18	5-11	31	48	11	10	8	3	200
FG%	1st: 5-22/.227		2nd: 14-28/.500		Game: .380					
3PT%	1st: 1-7/.143		2nd: 4-11/.364		Game: .278					
FT%	1st: 2-4/.500		2nd: 3-7/.429		Game: .455					

Illinois	FG-A	3P-A	FT-A	REB	PTS	A	TO	B	S	M
Randle	3-11	0-3	2-2	9	8	1	2	0	0	29
Pruitt	1-6	0-0	1-1	3	3	0	0	1	0	13
Augustine	4-10	0-0	2-3	13	10	2	1	1	2	37
Brown	5-16	2-7	4-5	3	16	3	3	0	0	39
McBride	2-5	2-3	2-2	3	8	0	0	0	0	32
Smith	3-7	3-5	0-0	2	9	0	1	1	0	21
Carter	1-4	0-0	0-1	2	2	0	0	0	0	7
Arnold	1-3	0-0	0-0	6	2	0	0	1	0	22
Team				3						
Totals	20-62	7-18	11-14	44	58	6	10	4	2	200
FG%	1st: 11-37/.297		2nd: 9-25/.360		Game: .323					
3PT%	1st: 5-12/.417		2nd: 2-6/.333		Game: .389					
FT%	1st: 1-1/1.000		2nd: 10-13/.769		Game: .786					

Score by Halves:	1st	2nd	Game
Georgetown	13	35	48
Illinois	28	30	58

A: 16,618

GAME 10

#11/10 ILLINOIS 89, OREGON 59

DEC. 10, 2005 // ROSE GARDEN, PORTLAND, ORE.

Playing its 10th game in 23 days, Illinois coach Bruce Weber didn't know exactly what to expect from his team.

However, the 11th-ranked Fighting Illini showed no signs of fatigue as Dee Brown had 26 points and seven assists in an 89-59 win over Oregon. Brown hit 9 of 15 shots, including five 3s in his best performance of the season.

Rich McBride had 13 points and James Augustine added eight points and 11 rebounds for the Illini, who improved to 10-0.

Reserve forward Ivan Johnson tied a career-high with 16 points to lead the Ducks (4-3). Malik Hairston added 12 for Oregon, which shot just 35 percent from the field, including 26 percent in the first half.

The Ducks struggled against an Illinois defense that forced 13 turnovers and shut off the middle early. The Illini were up 12-6 in the first half when a flurry of 3s quickly doubled their lead. Brown hit two 3-pointers and Rich McBride had added two more as Illinois went up 24-11.

As the Illini began to sprint away, the Ducks hurt their cause by forcing up bad shots. Oregon missed all seven of its first-half 3-pointers, while Brown knocked down two more 3s to make it 34-18.

The strong shooting continued into the second half for Illinois with Brown directing the offense with pinpoint efficiency.

Illinois	FG-A	3P-A	FT-A	REB	PTS	A	TO	B	S	M
Randle	4-8	0-1	1-2	7	9	0	1	0	1	26
Pruitt	3-5	0-0	2-3	7	8	1	2	1	2	14
Augustine	4-7	0-0	0-0	11	8	1	1	0	1	33
Brown	9-15	5-8	3-4	4	26	7	2	0	1	34
McBride	5-12	3-10	0-0	2	13	2	1	0	0	28
Hicks	0-0	0-0	0-0	0	0	0	0	0	0	2
Brock	2-4	0-1	0-0	0	4	0	0	0	1	4
Smith	2-3	2-3	4-4	3	10	3	3	0	0	24
Carter	0-3	0-0	0-0	2	0	0	1	1	0	12
Arnold	5-10	0-0	1-3	8	11	0	1	2	1	23
Team				1						
Totals	34-67	10-23	11-16	45	89	14	12	4	7	200

FG%	1st: 16-35/.457	2nd: 18-32/.563	Game: .507
3PT%	1st: 6-14/.429	2nd: 4-9/.444	Game: .435
FT%	1st: 2-3/.667	2nd: 9-13/.692	Game: .688

Oregon	FG-A	3P-A	FT-A	REB	PTS	A	TO	B	S	M
Hairston	5-10	1-3	1-1	4	12	0	4	0	1	30
Leunen	1-2	0-1	1-2	8	3	2	2	0	0	25
Schafer	1-2	0-0	1-3	2	3	0	1	0	0	12
Brooks	1-7	0-4	6-7	2	8	3	3	0	2	34
Taylor	3-14	0-3	3-4	1	9	1	0	0	2	28
Kent	0-1	0-0	0-0	3	0	0	1	1	1	10
Short	0-0	0-0	0-0	0	0	0	0	0	0	3
Love	1-2	1-1	0-0	0	3	0	0	0	0	3
Lincoln	0-2	0-0	0-0	0	0	1	0	0	0	10
Oguchi	1-5	1-5	2-4	2	5	1	0	0	0	12
Zahn	0-2	0-0	0-0	3	0	0	1	1	0	9
Johnson	7-10	0-0	2-5	3	16	0	1	1	2	24
Team				3						3
Totals	20-57	3-17	16-26	29	59	8	13	3	8	200

FG%	1st: 6-23/.261	2nd: 14-34/.412	Game: .351
3PT%	1st: 0-7/.000	2nd: 3-10/.300	Game: .176
FT%	1st: 10-16/.625	2nd: 6-10/.600	Game: .615

Score by Halves:	1st	2nd	Game
Illinois	40	49	89
Oregon	22	37	59
			A: 15,109

GAME 11

#9/8 ILLINOIS 61, COPPIN STATE 42

DEC. 18, 2005 // ASSEMBLY HALL, CHAMPAIGN, ILL.

Illinois' Bruce Weber wasn't as happy as the coach of an 11-0 team might be expected to be.

The ninth-ranked Illini's sluggish offense in a 61-42 victory over Coppin State could have had something to do with it.

James Augustine had 15 points and nine rebounds to lead Illinois, which broke the game open with an 18-4 run after Coppin State (0-8) had cut a 14-point deficit in half.

Augustine's three-point play started the run after the Eagles had closed within 29-22 with 15:17 to go. He had a layup and another three-point play as the Illini pushed their lead to 50-28 with 7:25 left.

Illinois led 24-7 after Brown hit a 3-pointer with 5:41 to go in the first half, but the Illini failed to score for the rest of the half and the Eagles put together a 12-5 run that lasted 4:43 into the second half.

But Augustine got free for a fast-break layup with 15:12 left and converted a free throw to start the decisive run, which also included 3-pointers from Rich McBride and Calvin Brock and a basket from Jamar Smith.

Smith scored 10 points and McBride had nine for the Illini, while Dee Brown had eight points and seven assists.

Darryl Proctor scored 14 points and Tywain McKee added 13 for Coppin State.

Coppin St.	FG-A	3P-A	FT-A	REB	PTS	A	TO	B	S	M
Proctor	5-9	1-3	3-9	7	14	0	3	0	0	35
Chesnut	0-0	0-0	0-0	2	0	0	2	0	0	8
Roberts	2-8	2-6	1-2	1	7	1	1	0	0	34
McKee	6-13	1-2	0-2	3	13	3	2	0	1	37
Woodlin	0-5	0-3	0-0	3	0	0	0	0	1	28
Ivey	0-0	0-0	0-0	0	0	0	0	0	0	1
Otis	0-6	0-3	0-0	0	0	2	0	0	1	13
Bell	0-1	0-1	0-0	0	0	0	0	0	1	4
Miller	0-1	0-0	0-0	1	0	0	0	0	0	3
Norwood	0-1	0-0	0-0	1	0	0	0	0	0	10
Harrison	3-5	0-0	0-0	1	6	0	0	0	0	23
Pressey	1-1	0-0	0-0	1	2	0	0	0	0	4
Team				2						1
Totals	17-50	4-18	4-13	22	42	6	9	0	4	200

FG%	1st: 5-21/.238	2nd: 12-29/.414	Game: .340
3PT%	1st: 1-9/.111	2nd: 3-9/.333	Game: .222
FT%	1st: 1-8/.125	2nd: 3-5/.600	Game: .308

Illinois	FG-A	3P-A	FT-A	REB	PTS	A	TO	B	S	M
Carter	3-5	0-0	1-2	6	7	1	1	2	0	19
Pruitt	0-0	0-0	4-6	2	4	0	0	0	0	24
Augustine	5-7	0-0	5-5	9	15	3	2	1	2	31
Brown	2-7	2-6	2-2	2	8	7	1	0	0	35
McBride	3-8	3-8	0-0	1	9	0	4	0	0	29
Hicks	0-0	0-0	0-0	0	0	0	0	0	0	3
Brock	2-5	1-2	1-2	6	6	2	2	0	0	20
Smith	4-7	2-5	0-0	5	10	2	6	0	1	27
Arnold	1-1	0-0	0-1	1	2	0	0	0	0	12
Team				1						3
Totals	20-40	8-21	13-18	33	61	15	16	3	3	200

FG%	1st: 8-18/.444	2nd: 12-22/.545	Game: .500
3PT%	1st: 4-11/.364	2nd: 4-10/.400	Game: .381
FT%	1st: 4-6/.667	2nd: 9-12/.750	Game: .722

Score by Halves:	1st	2nd	Game
Coppin State	12	30	42
Illinois	24	37	61
			A: 16,618

GAME 12

#6 ILLINOIS 82, MISSOURI 50

DEC. 21, 2005 // SAVVIS CENTER, ST. LOUIS, MO.

In its first trip to town since last year's Final Four, Illinois got big games from its tournament holdovers.

Dee Brown had 17 points, seven assists and two steals and James Augustine added 12 points, eight rebounds and three steals in the sixth-ranked Illini's 82-50 rout of Missouri in St. Louis.

Illinois (12-0) won by the most lopsided margin in the 25-year history of the neutral-court "Braggin' Rights" series.

The sold-out game was played in an arena across downtown from the domed stadium where the Illini lost to North Carolina in the 2005 national championship game.

The Fighting Illini's superior quickness had Missouri (4-4) on the run from the start and the game was over by halftime when the lead was 18 points. It grew to as many as 34 near the end as Illinois won its sixth straight in the series and raised its overall record to 17-8. The previous highest winning margin was 22 points by Illinois in 1980.

Jimmy McKinney had 11 points for Missouri, which got an off-night from Thomas Gardner. Gardner, who leads the Big 12 with a 22-point average, was held to a season-worst six points on 2-for-12 shooting.

Brian Randle returned to the Illinois lineup after missing a game with a sprained right ankle and added 13 points and six rebounds, while Marcus Arnold had 13 points. Randle also led the defensive effort against Gardner.

Illinois	FG-A	3P-A	FT-A	REB	PTS	A	TO	B	S	M
Augustine	6-11	0-0	0-0	8	12	3	3	0	3	30
Randle	4-7	0-2	5-8	6	13	2	3	0	1	27
Pruitt	2-5	0-0	1-2	4	5	0	2	1	0	20
Brown	5-11	4-7	3-5	4	17	7	0	0	2	36
McBride	2-6	1-4	0-0	2	5	4	3	0	3	33
Hicks	0-1	0-1	0-0	0	0	0	0	0	0	2
Brock	0-1	0-0	0-0	0	0	0	0	0	0	4
Smith	3-5	2-3	0-0	2	8	2	1	0	1	20
Carter	2-2	1-1	4-4	2	9	1	0	0	0	9
Arnold	5-11	0-0	3-5	5	13	0	0	0	1	19
Team				8						
Totals	29-60	8-18	16-24	41	82	19	12	1	11	200

FG%	1st: 15-29/.517	2nd: 14-31/.452	Game: .483
3PT%	1st: 5-12/.417	2nd: 3-6/.500	Game: .444
FT%	1st: 4-7/.571	2nd: 12-17/.706	Game: .667

Missouri	FG-A	3P-A	FT-A	REB	PTS	A	TO	B	S	M
Brown	3-10	0-1	0-1	9	6	2	3	0	0	27
Young	3-6	0-0	0-0	6	6	0	0	2	0	23
McKinney	4-13	0-2	3-3	3	11	2	3	0	2	31
Gardner	2-12	2-7	0-0	2	6	0	5	0	0	27
Horton	4-7	1-2	0-1	2	9	2	4	0	0	35
Douglas	0-0	0-0	0-0	0	0	1	1	0	0	5
Lyons	1-3	0-1	1-2	1	3	0	2	2	2	10
Watkins	2-2	0-0	0-0	0	4	0	1	0	1	11
Dandridge	0-1	0-1	0-0	0	0	0	0	0	0	2
Lawrence	0-3	0-3	0-0	2	0	0	0	0	1	12
Grimes	2-3	0-0	1-4	7	5	0	2	0	1	17
Team				4						
Totals	21-60	3-17	5-11	36	50	7	21	4	5	200

FG%	1st: 9-28/.321	2nd: 12-32/.375	Game: .350
3PT%	1st: 3-9/.333	2nd: 0-8/.000	Game: .176
FT%	1st: 0-0/.000	2nd: 5-11/.455	Game: .455

Score by Halves:	1st	2nd	Game
Illinois	39	43	82
Missouri	21	29	50
			A: 22,153

GAME 13

#6 ILLINOIS 89, SOUTHEAST MISSOURI STATE 64 DEC. 28, 2005 // ASSEMBLY HALL, CHAMPAIGN, ILL.

Only 2 seconds remained before halftime and Illinois had already won a 15-point lead shrink to three. Dee Brown grabbed the inbounds pass and raced to midcourt where he let fly from about 40 feet away.

"I just threw it up and prayed for it to go in, and it went in," Brown said after the sixth-ranked Illini beat Southeast Missouri State 89-64. "It was big momentum for us going into halftime."

The basket extended Illinois lead to 38-29, the Illini came out of the locker room energized and went on to their 13th straight victory to start the season.

Brown scored 16 points and made two diving saves that led directly to baskets. Early in the game, he dove into the defensive corner and scooped the ball back to Warren Carter who got it back to Brown. Brown then sent a pass to Jamar Smith, who hit a 3-pointer.

In the second half, Brown dove over the midcourt line to save a ball and, Rich McBride hit another 3 that gave the Illini a 16-point lead.

Southeast Missouri fought off an 0-for-6 start and trimmed a 20-5 Illini lead to 27-24 when Ketschner Guerrier hit a jumper with 11:42 to go in the first half.

But Smith's 3-pointer stopped the outburst and the Illini stretched their lead when Brown scored the final five points of the half, the last three on the buzzer-beater. He hit another 3-pointer with 17:27 left in the game that started a 13-2 Illino run.

Smith and Carter scored 14 points each off the bench, and James Augustine added 12 and eight rebounds for Illinois.

SEMO	FG-A	3P-A	FT-A	REB	PIS	A	TO	B	S	M
Thornton	4-8	0-1	2-2	7	10	1	0	0	1	29
Guerrier	1-3	0-0	0-0	2	2	2	1	2	0	18
Paradoski	1-3	1-2	0-0	2	3	6	0	0	2	29
Burtin	4-9	2-5	0-0	1	10	1	2	0	1	23
Booker	8-20	3-10	7-9	1	26	2	4	0	0	37
Willoughby	4-12	1-7	0-0	5	9	2	0	0	0	32
Jones	0-4	0-1	0-0	1	0	0	0	1	0	10
Francis	2-3	0-0	0-0	4	4	1	1	0	0	22
Team				1			1			
Totals	24-62	7-26	9-11	24	64	15	9	3	4	200
FG%	1st: 11-29/37.9	2nd: 13-33/39.4	Game: .387							
3PT%	1st: 4-15/26.7	2nd: 3-11/27.3	Game: .269							
FT%	1st: 3-4/7.50	2nd: 6-7/8.57	Game: .818							

Illinois	FG-A	3P-A	FT-A	REB	PIS	A	TO	B	S	M
Randle	4-9	0-2	1-2	9	9	2	3	1	1	26
Pruitt	4-6	0-0	0-1	6	8	0	0	0	0	19
Augustine	5-8	0-0	2-2	8	12	3	1	3	0	25
Brown	6-17	3-9	1-1	2	16	5	2	0	0	29
McBride	2-4	2-3	0-0	0	6	1	1	0	1	24
Hicks	0-0	0-0	1-2	0	1	0	0	0	0	2
Frazier	0-1	0-0	0-0	5	0	5	0	0	1	13
Brock	0-1	0-0	0-0	1	0	1	1	0	0	8
Smith	5-5	4-4	0-0	2	14	2	2	0	0	20
Carter	6-11	0-0	2-3	7	14	0	1	0	0	18
Arnold	4-9	0-0	1-1	4	9	0	1	0	0	16
Team				4						
Totals	36-71	9-18	8-12	48	89	19	12	4	3	200
FG%	1st: 15-33/45.5	2nd: 21-38/55.3	Game: .507							
3PT%	1st: 6-12/50.0	2nd: 3-6/50.0	Game: .500							
FT%	1st: 2-3/66.7	2nd: 6-9/66.7	Game: .667							

Score by Halves:	1st	2nd	Game
SE Missouri State	29	35	64
Illinois	38	51	89
			A: 16,618

GAME 14

#6 ILLINOIS 84, TENNESSEE-MARTIN 46 DEC. 30, 2005 // ASSEMBLY HALL, CHAMPAIGN, ILL.

Rebound by rebound, the Illinois fans counted along silently. When James Augustine grabbed his 11th, the applause rippled from the top of the Assembly Hall.

Augustine's grab of a missed layup with 10:51 to play in the sixth-ranked Illini's 84-46 rout of Tennessee-Martin was the 854th of his career, passing Efreem Winters who played from 1983-86.

Augustine scored 19 points and Rich McBride added 21, all on 3-pointers, to lead Illinois.

Augustine was just as effective from the field as he was on the glass. He hit eight of nine shots, made three free throws and added two assists and a steal.

The double-double was Augustine's fourth of the season and 21st of his career.

Tennessee-Martin was outclassed from the opening tip. McBride hit his first 3 just 33 seconds into the game and Illinois was up 17-0 before Bubba Tolliver finally put the Skyhawks in the scorebook with a free throw with 14:45 left in the half.

Augustine had a dunk and layup to start another 10-0 run. Tennessee-Martin trailed 47-15 at halftime after going 4-of-22 from the field.

Tennessee-Martin didn't make its first field goal until Justin Flatt hit a 3-pointer with 9:14 to go in the half.

McBride was 7-of-10 from 3-point range, a career high, as Illinois won its 29th straight at home.

UT-Martin	FG-A	3P-A	FT-A	REB	PIS	A	TO	B	S	M
Thompson	4-10	0-0	3-5	3	11	0	2	0	3	25
Jones	1-4	0-0	0-1	3	2	0	2	1	0	17
Woodfork	0-3	0-0	0-0	2	0	0	3	1	0	25
Newson	5-12	0-1	3-4	8	13	0	3	0	1	34
Kelly	3-13	0-5	2-2	2	8	2	5	0	0	34
Knight	0-1	0-0	0-0	3	0	0	0	0	0	11
Lewis	0-2	0-0	0-0	3	0	0	3	0	0	12
Ferrell	0-1	0-1	0-0	2	0	3	0	0	0	12
Flatt	3-6	3-5	0-0	0	9	0	1	0	0	15
Tolliver	1-3	0-1	1-2	0	3	2	4	0	3	13
Dorse	0-0	0-0	0-0	1	0	0	0	0	0	1
Ingram	0-0	0-0	0-0	0	0	0	0	0	0	1
Team				5						
Totals	17-55	3-13	9-14	32	46	7	23	2	7	200
FG%	1st: 4-22/18.2	2nd: 13-33/39.4	Game: .309							
3PT%	1st: 1-5/20.0	2nd: 2-8/25.0	Game: .231							
FT%	1st: 6-8/7.50	2nd: 3-6/50.0	Game: .643							

Illinois	FG-A	3P-A	FT-A	REB	PIS	A	TO	B	S	M
Augustine	8-9	0-0	3-8	11	19	2	1	0	1	25
Randle	2-6	0-2	0-1	3	4	3	1	0	0	21
Pruitt	3-6	0-0	1-1	9	7	0	4	0	1	23
Brown	2-5	1-2	0-0	1	5	10	3	0	2	25
McBride	7-12	7-10	0-0	4	21	1	2	0	2	24
Hicks	2-2	0-0	0-0	0	4	0	0	0	0	2
Frazier	0-2	0-2	1-4	0	1	8	1	0	1	22
Brock	1-4	0-1	0-0	9	2	1	3	0	1	14
Smith	3-8	3-7	2-2	1	11	0	0	0	0	21
Carter	3-6	0-1	0-0	3	6	0	0	0	1	15
Arnold	2-2	0-0	0-0	0	4	0	1	1	0	8
Team				1						
Totals	33-62	11-25	7-16	42	84	25	16	1	9	200
FG%	1st: 19-30/63.3	2nd: 14-32/43.8	Game: .532							
3PT%	1st: 7-13/53.8	2nd: 4-12/33.3	Game: .440							
FT%	1st: 2-8/25.0	2nd: 5-8/62.5	Game: .438							

Score by Halves:	1st	2nd	Game
Tennessee-Martin	15	31	46
Illinois	47	37	84
			A: 16,618

GAME 15

#6 ILLINOIS 60, #7 MICHIGAN STATE 50 JAN. 5, 2006 // ASSEMBLY HALL, CHAMPAIGN, ILL.

Dee Brown scored a career-high 34 points and the sixth-ranked Illini remained unbeaten with a 60-50 victory over the seventh-ranked Spartans to run their home winning streak to 30 games in the Big Ten opener for both teams.

Brown was 12-of-22 from the field, including 7-of-13 from 3-point range, for the Illini and had 23 points in the first half. He hit a 30-foot bailout as the shot clock wound down and a buzzer beater at halftime.

"I think it was one of the most incredible performances I've seen," Izzo said.

Michigan State had its 11-game winning streak snapped as the Illini held the Spartans nearly 33 points below their average. Maurice Ager, the Big Ten's leading scorer, finished with nine points, 13 below his average.

Shannon Brown had 17 points for Michigan State, which was held to its lowest point total since falling 72-50 to Duke on Dec. 3, 2003. The Spartans have lost four straight to Illinois.

The Spartans never could get their fast break going. Brian Randle corralled Ager and Dee Brown and Rich McBride consistently beat Shannon Brown down the floor on defense.

Once the game began it was a typical Big Ten battle with both coaches screaming at the officials. Weber drew a technical foul with 2:29 left in the first half after his complaint to J.O. Collins was heard by most in the building during a free throw attempt by Augustine.

MSU	FG-A	3P-A	FT-A	REB	PIS	A	TO	B	S	M
Gray	1-2	0-0	0-0	2	2	0	1	0	0	12
Oavis	3-9	0-2	6-6	9	12	3	3	0	0	30
Brown	6-16	3-7	2-2	4	17	0	2	0	0	38
Neitzel	0-4	0-3	2-2	0	2	7	2	0	0	37
Ager	3-8	1-3	2-2	2	9	1	2	1	1	35
Walton	0-0	0-0	0-0	0	0	0	0	0	0	10
Suton	1-3	0-0	0-0	2	2	0	1	0	1	11
Trannon	3-5	0-0	0-2	2	6	0	1	1	1	24
Rowley	0-0	0-0	0-0	0	0	0	0	0	0	3
Team				6						
Totals	17-47	4-15	12-14	27	50	11	12	2	3	200
FG%	1st: 8-23/34.8	2nd: 9-24/37.5	Game: .362							
3PT%	1st: 2-8/25.0	2nd: 2-7/28.6	Game: .267							
FT%	1st: 10-12/83.3	2nd: 2-2/10.00	Game: .857							

Illinois	FG-A	3P-A	FT-A	REB	PIS	A	TO	B	S	M
Augustine	2-5	0-0	3-4	9	7	1	7	3	2	37
Randle	1-6	0-2	1-2	5	3	1	1	0	0	32
Pruitt	2-5	0-0	1-3	5	5	0	0	0	0	25
Brown	12-22	7-13	3-3	1	34	3	3	0	2	39
McBride	3-6	2-4	0-0	1	8	2	1	0	0	31
Frazier	1-1	1-1	0-0	2	3	1	0	0	0	15
Smith	0-1	0-1	0-0	1	0	0	0	0	0	8
Carter	0-1	0-0	0-0	0	0	0	0	0	0	6
Arnold	0-1	0-0	0-0	1	0	1	1	0	0	7
Team				6						
Totals	21-48	10-21	8-12	31	60	9	13	3	4	200
FG%	1st: 12-25/48.0	2nd: 9-23/39.1	Game: .438							
3PT%	1st: 8-14/57.1	2nd: 2-7/28.6	Game: .476							
FT%	1st: 3-5/60.0	2nd: 5-7/71.4	Game: .667							

Score by Halves:	1st	2nd	Game
Michigan State	28	22	50
Illinois	35	25	60
			A: 16,618

GAME 16

#6 ILLINOIS 48, IOWA 63

JAN. 7, 2006 // CARVER-HAWKEYE ARENA, IOWA CITY

Jeff Horner scored 16 points to help Iowa beat Illinois 63-48, snapping the Illini's 15-game winning streak.

In a physical battle between two of the Big Ten's best defensive teams, Iowa held Illinois to 34.6 percent shooting and became the first team to keep the Illini under 50 points since Michigan State did it Feb. 11, 1999.

Dee Brown scored just six points on 2-of-13 shooting - one game after he scored a career-high 34 in a victory over No. 7 Michigan State.

The win also helped Iowa snap a four-game losing streak against Illinois, and fans savored the moment by rushing the court to celebrate with the team after time expired.

James Augustine led Illinois with 14 points and nine rebounds, but was in foul trouble for much of the game.

The Illini committed 16 turnovers, trailed the entire second half and shot 19 percent from 3-point range.

Iowa shot 35 percent but the difference was at the free-throw line, where the Hawkeyes went 24-of-32, compared to 7-of-15 for Illinois.

The Hawkeyes led 23-19 at the half and grabbed its first double-digit lead when Haluska swished a 3-pointer to put Iowa up 38-28.

The Illini cut it to six 3 minutes later when Chester Frazier scored on a one-hander in the paint and Jamar Smith's 3-pointer on the next possession brought Illinois to 41-38. But the Illini would get no closer.

Illinois	FG-A	3P-A	FT-A	REB	PTS	A	TO	B	S	M
Augustine	5-7	0-0	4-6	9	14	0	2	0	1	25
Randle	2-3	0-0	0-0	2	4	1	3	1	0	25
Pruitt	3-4	0-0	1-4	8	7	0	1	2	0	27
Brown	2-13	1-10	1-2	2	6	3	5	0	3	39
McBride	1-7	1-6	0-0	2	3	2	1	0	1	28
Frazier	1-3	0-2	0-0	0	2	0	2	0	0	11
Smith	3-11	3-8	0-0	2	9	0	1	0	1	20
Carter	1-3	0-0	1-3	4	3	2	0	1	0	14
Arnold	0-1	0-0	0-0	2	0	0	1	0	0	11
Team				1						
Totals	18-52	5-26	7-15	32	48	8	16	4	6	200
FG%	1st: 8-27/296		2nd: 10-25/400							Game: .346
3PT%	1st: 1-12/083		2nd: 4-14/286							Game: .192
FT%	1st: 2-5/400		2nd: 5-10/500							Game: .467

Iowa	FG-A	3P-A	FT-A	REB	PTS	A	TO	B	S	M
Brunner	3-11	0-0	2-4	12	8	1	1	0	1	31
Hansen	4-5	0-0	0-1	4	8	0	1	2	0	21
Haluska	2-7	2-3	9-10	3	15	1	3	0	1	35
Horner	4-14	1-6	7-8	6	16	6	3	0	3	36
Henderson	3-7	0-0	4-4	8	10	2	4	0	0	30
Thompson	0-0	0-0	1-4	3	1	1	1	0	0	10
Freeman	0-3	0-2	0-0	1	0	0	2	0	0	16
Wieck	0-0	0-0	0-0	0	0	0	0	0	0	0+
Thomas	2-4	0-0	1-1	4	5	0	0	0	0	18
Reed	0-0	0-0	0-0	2	0	0	0	0	0	3
Gorney	0-0	0-0	0-0	0	0	0	0	0	0	0+
Team				2						
Totals	18-51	3-11	24-32	45	63	11	15	2	5	200
FG%	1st: 8-32/350		2nd: 10-19/256							Game: .353
3PT%	1st: 1-6/167		2nd: 2-5/400							Game: .273
FT%	1st: 6-11/545		2nd: 18-21/857							Game: .750

Score by Halves:

	1st	2nd	Game
Illinois	19	29	48
Iowa	23	40	63

A: 15,500

GAME 17

#7/6 ILLINOIS 79, MICHIGAN 74

JAN. 14, 2006 // ASSEMBLY HALL, CHAMPAIGN, ILL.

Dee Brown scored 26 points and James Augustine added 23 and No. 7 Illinois withstood a second-half charge from Michigan to beat the Wolverines for the 11th straight time, 79-74.

The win was Illinois' 31st in a row at the Assembly Hall, tying the school record set between Jan. 15, 1984 and Jan. 4, 1986.

After Michigan's 10-0 run gave it a 70-69 lead on Dion Harris' two free throws with 4:01 left, Augustine put the Illini back into the lead with two free throws. His layup 56 seconds later gave the Illini a 73-70 lead and they outscored the Wolverines 6-4 down the stretch.

Brown hit four straight 3-pointers that built a 53-51 Illinois lead to 69-60 before Daniel Horton scored eight straight points to bring the Wolverines within one before Harris' free throws gave them their short-lived lead.

Michigan started chipping away and cut its deficit to 50-45 on Lester Abram's 3-pointer with 12:59 left. Then Brent Petway scored six straight points that cut the Illinois lead to 53-51.

Brown answered with the first of four straight 3-pointers and the Illini scored 16 of the next 24 points to take the 69-60 lead.

The Illini came out sluggish on offense again and watched the Wolverines take their four-point lead after Sims backed Pruitt into the lane and got a three-point play with 10:40 to go in the first half.

But Augustine's dunk and a 3-pointer by Rich McBride with 8:55 to go ignited the 22-6 run. Then Brian Randle slammed in a rebound of a miss by Brown to give Illinois the 11-point halftime lead.

Michigan	FG-A	3P-A	FT-A	REB	PTS	A	TO	B	S	M
Brown	3-3	0-0	0-0	3	6	1	1	0	0	21
Sims	5-10	0-0	6-6	4	16	0	3	2	0	29
Smith	3-4	2-2	0-1	2	8	1	1	0	0	23
Horton	7-16	2-5	3-3	2	19	5	1	0	0	39
Harris	3-9	0-2	4-4	3	10	2	0	0	1	34
Grooms	0-0	0-0	0-0	0	0	0	0	0	0	0+
Petway	2-4	0-0	4-6	6	8	0	0	0	1	16
Coleman	0-2	0-0	0-0	0	0	0	0	0	0	3
Hunter	1-4	0-1	0-0	5	2	0	3	1	0	13
Abram	1-2	1-1	2-2	2	5	1	2	0	1	22
Team				4						
Totals	25-54	5-11	19-22	31	74	10	11	3	3	200
FG%	1st: 11-31/355		2nd: 14-23/609							Game: .463
3PT%	1st: 0-3/000		2nd: 5-8/625							Game: .455
FT%	1st: 6-7/857		2nd: 13-15/867							Game: .864

Illinois	FG-A	3P-A	FT-A	REB	PTS	A	TO	B	S	M
Augustine	9-11	0-0	5-6	9	23	1	0	2	1	33
Randle	3-6	1-2	2-3	6	9	3	0	2	0	31
Pruitt	2-6	0-0	0-1	6	4	0	0	0	1	18
Brown	6-17	5-10	9-10	2	26	5	2	0	1	40
McBride	2-7	1-6	0-0	0	5	3	3	0	0	26
Smith	2-6	2-4	0-0	2	6	0	2	0	0	23
Carter	0-2	0-1	4-4	3	4	0	0	0	0	14
Arnold	1-5	0-0	0-0	4	2	1	1	0	0	15
Team				3						
Totals	25-60	9-23	20-24	35	79	13	9	4	3	200
FG%	1st: 12-28/429		2nd: 13-32/406							Game: .417
3PT%	1st: 4-11/364		2nd: 5-12/417							Game: .391
FT%	1st: 11-12/917		2nd: 9-12/750							Game: .833

Score by Halves:

	1st	2nd	Game
Michigan	28	46	74
Illinois	39	40	79

A: 16,618

GAME 18

#7/5 ILLINOIS 60, #13/11 INDIANA 62

JAN. 17, 2006 // ASSEMBLY HALL, BLOOMINGTON, IND.

Marco Killingsworth scored 20 of his 23 points in the second half to help No. 13 Indiana beat No. 7 Illinois 62-60 at Bloomington.

Indiana won for the seventh time in eight games and became only the fourth team to beat the Fighting Illini in the regular-season since Jan. 24, 2004. The victory set off a wild celebration as Indiana extended its home winning streak to 11 against Big Ten teams.

Illinois was led by Shaun Pruitt's career-high 17 points, but lost for the second time in three games. Brian Randle added 15 points, but leading scorer Dee Brown, who averaged 15.6 points, had just five.

Roderick Wilmont tied his season high with 17 points for the Hoosiers. Illinois jumped to a 14-3 lead.

Wilmont sparked an 18-0 run as Indiana held Illinois scoreless for nearly 6 1/2 minutes late in the first half. The spurt ended when he scored the final four points to make it 27-19.

The Illini closed to 28-24 at the half when Brown connected on a 3-pointer before the buzzer -- his only basket of the night.

Indiana used a 15-6 run in the second half to make it 55-40 with 8:23 to go.

The Illini rallied with 12 straight points to close to 55-52 when Randle completed a three-point play with 4:52 left. Brown missed a 3-pointer with 4.5 seconds left that would have tied the game. Jamar Smith tipped in the miss to make it 61-60.

Robert Vaden then made one of two free throws with 3.6 seconds left, and Rich McBride's half-court heave at the buzzer was off the mark as fans raced onto the court.

Illinois	FG-A	3P-A	FT-A	REB	PTS	A	TO	B	S	M
Randle	7-13	0-1	1-3	6	15	1	0	0	2	35
Pruitt	7-9	0-0	3-5	7	17	0	0	3	1	24
Augustine	5-10	0-0	1-4	3	11	2	2	2	2	31
Brown	1-9	1-6	2-2	5	5	11	2	0	3	37
McBride	2-7	1-5	0-0	3	5	1	2	0	0	33
Frazier	0-1	0-0	0-0	1	0	2	1	0	0	11
Smith	2-5	0-2	0-0	1	4	0	1	0	0	10
Carter	1-2	0-0	0-0	1	2	0	0	1	0	12
Arnold	0-1	0-0	1-2	0	1	0	1	0	0	7
Team				4						
Totals	25-57	2-14	8-16	31	60	17	11	6	8	200
FG%	1st: 10-27/370		2nd: 15-30/500							Game: .439
3PT%	1st: 2-7/286		2nd: 0-7/000							Game: .143
FT%	1st: 2-6/333		2nd: 6-10/600							Game: .500

Indiana	FG-A	3P-A	FT-A	REB	PTS	A	TO	B	S	M
Killingsworth	8-14	0-1	7-11	12	23	1	4	2	0	34
Allen	2-3	2-2	0-0	0	6	0	2	0	0	9
Strickland	3-9	1-4	2-2	3	9	4	1	0	1	38
Vaden	1-9	0-5	1-2	6	3	4	5	0	0	35
Monroe	0-1	0-0	2-3	4	2	3	2	0	0	30
Wilmont	6-10	4-6	1-3	9	17	1	1	1	1	27
Ratliff	0-3	0-2	2-2	1	2	0	0	0	1	14
Kline	0-0	0-0	0-0	0	0	0	0	0	0	3
Calloway	0-0	0-0	0-0	1	0	0	1	0	1	10
Team				3						
Totals	20-49	7-20	15-23	39	62	13	17	3	4	200
FG%	1st: 9-25/360		2nd: 11-24/458							Game: .408
3PT%	1st: 5-12/417		2nd: 2-8/250							Game: .350
FT%	1st: 5-7/714		2nd: 10-16/625							Game: .652

Score by Halves:	1st	2nd	Game
Illinois	24	36	60
Indiana	28	34	62

A: 17,328

GAME 19

#7/5 ILLINOIS 58, NORTHWESTERN 47

JAN. 21, 2006 // WELSH-RYAN ARENA, EVANSTON, ILL.

Dee Brown scored a game-high 18 points and had eight assists to lead No. 7 Illinois to a 58-47 victory over Northwestern.

After shooting a combined 9 of 39 in the previous three games, Brown was 6-for-10 from the field.

Rich McBride added 12 points, and Shaun Pruitt grabbed 10 rebounds for the Illini.

Northwestern shot 35 percent (17-for-48) on its way to its fourth straight loss.

Mohamed Hachad scored all of his 14 points in the second half for Northwestern. Vedran Vukusic, the Big Ten's leading scorer, missed his first 13 shots and scored a season-low five points, his first game in single digits. His first basket was a 3-pointer that pulled Northwestern to within 53-43 with 1:34 left in the game.

With Illinois up 46-21, Northwestern went on a 14-2 run to pull to within 48-35 with 4:28 left in the game. Then, Vukusic hit that 3 to make it a 10-point game. Otherwise, it was a quiet game for him.

Northwestern's Vince Scott scored 30 seconds into the game, but the Wildcats missed their next six field goals as Illinois opened a 13-4 lead. Brian Randle, McBride and Brown hit 3-pointers during that stretch, and Illinois never looked back.

With more than half the crowd of 8,117 decked out in orange, the Illini made themselves at home.

They picked apart Northwestern's 2-1-2 trap and took the Wildcats out of their offense. Northwestern went more than seven minutes between its first and second field goals, before Sterling Williams hit a 3 to make it 13-7, but Illinois took a 32-17 lead into halftime.

Illinois	FG-A	3P-A	FT-A	REB	PTS	A	TO	B	S	M
Randle	1-5	1-2	0-0	5	3	1	1	1	0	22
Pruitt	2-6	0-0	0-0	10	4	0	2	0	0	18
Augustine	3-9	0-0	1-4	7	7	0	0	0	0	40
Brown	6-10	2-5	4-6	2	18	8	2	0	2	40
McBride	4-12	4-12	0-0	0	12	1	2	0	1	29
Frazier	2-3	1-1	1-2	1	6	0	2	0	1	14
Smith	1-4	1-3	0-0	2	3	2	0	0	0	15
Carter	1-6	0-0	3-4	12	5	0	0	0	0	22
Team				5						2
Totals	20-55	9-23	9-16	44	58	12	11	1	4	200
FG%	1st: 12-29/414		2nd: 8-26/308							Game: .364
3PT%	1st: 7-14/500		2nd: 2-9/222							Game: .391
FT%	1st: 1-2/500		2nd: 8-14/571							Game: .563

N'western	FG-A	3P-A	FT-A	REB	PTS	A	TO	B	S	M
Vukusic	1-14	1-8	2-2	6	5	1	3	1	1	38
Hachad	6-11	0-2	2-3	4	14	2	4	0	1	31
Scott	2-3	0-0	0-0	0	4	0	0	1	0	16
Moore	2-5	1-4	0-0	0	5	1	1	0	1	25
Williams	3-6	1-2	3-4	6	10	1	1	1	2	28
Doyle	2-4	0-0	3-4	2	7	3	1	0	0	25
Cote	0-2	0-2	0-0	1	0	1	0	0	0	13
Jenkins	1-3	0-2	0-0	5	2	0	0	0	1	24
Team				7						
Totals	17-48	3-20	10-13	31	47	9	10	3	6	200
FG%	1st: 4-18/222		2nd: 13-30/433							Game: .354
3PT%	1st: 2-9/222		2nd: 1-11/091							Game: .150
FT%	1st: 7-8/875		2nd: 3-5/600							Game: .769

Score by Halves:	1st	2nd	Game
Illinois	32	26	58
Northwestern	17	30	47
			A: 8,117

GAME 20

#8/7 ILLINOIS 77, MINNESOTA 53

JAN. 25, 2006 // ASSEMBLY HALL, CHAMPAIGN, ILL.

Dee Brown scored 17 points and freshman Jamar Smith had 16 as No. 8 Illinois extended its home winning streak to a school-record 32 games with a 77-53 victory over Minnesota.

With Brown and Smith hitting from the outside, James Augustine, Shaun Pruitt and Brian Randle were able to get open shots inside and combined for 30 points.

Illinois defeated the Golden Gophers for the 14th straight time.

Maurice Hargrow and Vincent Grier each had 14 points for Minnesota, while J'son Stamper added 10.

The Gophers had no answer for Illinois' inside-outside game in the second half.

Augustine scored 13 points, Randle added 10 despite sitting for most of the first half in foul trouble and Pruitt had seven. The strategy got the Golden Gophers into foul trouble early in the second half and a 15-2 run gave the Illini a 68-48 lead with 5:22 to go.

Brown went inside for three layups and a jumper, while going 3-of-6 from long range. Smith scored 15 points on 3-pointers and added a free throw.

Minnesota kept the game close for most of the first half, but Marcus Arnold's layup finished off a 13-5 run that pushed the Illini's lead to 39-29 with 51 seconds left. The Gophers closed to 41-37 on two free throws by Stamper, but Brown's 3-pointer started an 8-1 run and Minnesota never got closer than six points again.

Minnesota	FG-A	3P-A	FT-A	REB	PTS	A	TO	B	S	M
Stamper	4-7	0-0	2-2	10	10	0	2	0	1	29
Tollackson	2-6	0-0	0-0	3	4	2	1	1	0	17
Hargrow	5-7	2-3	2-2	0	14	4	0	0	0	34
Grier	5-15	0-0	4-5	2	14	1	3	0	1	35
Boone	0-4	0-3	0-0	1	0	0	2	0	0	29
Saunders	0-0	0-0	0-0	0	0	0	0	0	0	1
Coleman	0-3	0-1	0-0	1	0	0	3	0	0	9
Tucker	2-7	2-5	1-2	3	7	0	3	0	0	21
Williams	0-2	0-0	2-2	6	2	0	0	1	0	15
Puchtel	0-0	0-0	0-0	1	2	0	0	0	0	7
Abu-Shamala	1-2	0-1	0-0	2	2	0	0	0	0	3
Team				3						
Totals	19-53	4-13	11-13	32	53	7	14	2	2	200
FG%	1st: 10-25/400		2nd: 9-28/321							Game: .358
3PT%	1st: 3-6/500		2nd: 1-7/143							Game: .308
FT%	1st: 8-9/889		2nd: 3-4/750							Game: .846

Illinois	FG-A	3P-A	FT-A	REB	PTS	A	TO	B	S	M
Augustine	5-13	0-0	3-3	10	13	3	1	0	1	36
Randle	3-6	0-0	4-7	8	10	0	0	0	0	20
Pruitt	3-6	0-0	1-2	2	7	2	1	2	0	19
Brown	7-11	3-6	0-0	4	17	5	1	0	1	37
McBride	3-8	2-7	0-0	1	8	3	1	0	0	23
Hicks	0-1	0-0	0-0	1	0	0	0	0	0	2
Frazier	0-1	0-1	0-0	1	0	3	2	0	0	17
Brock	1-2	0-1	0-0	3	2	0	0	0	0	7
Smith	5-8	5-8	1-2	3	16	2	1	0	2	25
Arnold	1-3	0-0	2-4	2	4	0	1	0	0	14
Team				2						
Totals	28-59	10-23	11-18	37	77	18	8	2	4	200
FG%	1st: 14-29/483		2nd: 14-30/467							Game: .475
3PT%	1st: 6-13/462		2nd: 4-10/400							Game: .435
FT%	1st: 5-6/833		2nd: 6-12/500							Game: .611

Score by Halves:	1st	2nd	Game
Minnesota	31	22	53
Illinois	39	38	77
			A: 16,618

GAME 21

#8/7 ILLINOIS 76, PURDUE 58

JAN. 28, 2006 // ASSEMBLY HALL, CHAMPAIGN, ILL.

Purdue coach Matt Painter knew his team would have to make Illinois play a halfcourt game if the Boilermakers were to have a chance to upset the Illini.

The Illini responded with perhaps their quickest game of the season and spent much of the day getting transition baskets on the way to a 76-58 victory, extending their school-record winning streak at the Assembly Hall to 33 games.

Purdue scored the first seven points of the game and was up 12-4 with 14:02 to go in the first half when coach Bruce Weber gave his players a loud wakeup call.

Purdue's Marcus Green was fouled on a 3-point try and hit all three free throws to put the Boilermakers up 15-6. But the Illini got Weber's message.

The early nine-point deficit became a 29-20 lead when Augustine swiped the ball from Marcus White at midcourt and raced in for a dunk with 4:38 left in the half.

Along the way, Brown grabbed a long rebound off Chris Lutz's missed 3-pointer and flew down the lane for a layup that turned into a three-point play. A few seconds later he made another layup to close Illinois' deficit to 15-14.

He scooped a loose ball back from out of bounds to McBride who hit a 3-pointer that gave the Illini their first lead, 18-15. And his racing layup with 6 seconds left in the half put the Illini ahead 35-27.

The Illini went on a 17-3 run early in the second half that gave them a 56-37 lead with 13 minutes left.

Purdue	FG-A	3P-A	FT-A	REB	PTS	A	TO	B	S	M
White	1-11	0-0	3-4	4	5	3	3	1	0	19
Kiefer	3-9	1-2	2-4	10	9	0	3	1	2	31
Hartley	2-3	1-2	0-0	3	5	2	1	0	0	31
Lutz	2-7	1-5	2-2	1	7	1	2	0	0	25
Dillon	3-6	2-3	2-4	2	10	3	3	1	1	38
Riddell	0-0	0-0	0-0	0	0	0	0	0	0	2
Green	3-6	2-4	3-3	1	11	1	0	0	0	28
Carroll	0-0	0-0	0-0	1	0	0	2	0	0	5
Ware	5-8	0-0	1-3	3	11	1	1	1	0	21
Team				4						
Totals	19-50	7-16	13-20	29	58	11	15	4	3	200
FG%	1st: 9-25/360		2nd: 10-25/400							Game: .380
3PT%	1st: 4-8/500		2nd: 3-8/375							Game: .438
FT%	1st: 5-5/1,000		2nd: 8-15/533							Game: .650

Illinois	FG-A	3P-A	FT-A	REB	PTS	A	TO	B	S	M
Augustine	5-9	0-0	1-3	12	11	0	2	0	2	27
Randle	4-8	0-1	1-1	4	9	2	1	0	1	26
Pruitt	1-5	0-0	0-0	6	2	1	3	1	0	19
Brown	5-14	0-5	2-3	4	12	9	2	0	1	37
McBride	6-10	3-6	4-4	2	19	2	1	0	0	34
Hicks	0-0	0-0	0-0	0	0	0	0	0	0	1
Frazier	0-2	0-1	1-2	1	1	1	1	1	1	15
Brock	0-0	0-0	1-2	1	1	0	0	0	0	4
Smith	3-8	3-6	0-0	5	9	1	0	0	1	21
Carter	1-3	0-1	2-2	0	4	0	0	0	0	6
Arnold	3-6	0-0	2-2	4	8	0	1	0	0	10
Team				4						
Totals	28-65	6-20	14-19	43	76	16	12	2	6	200
FG%	1st: 11-31/355		2nd: 17-34/500							Game: .431
3PT%	1st: 2-11/182		2nd: 4-9/444							Game: .300
FT%	1st: 11-14/786		2nd: 3-5/600							Game: .737

Score by Halves:	1st	2nd	Game
Purdue	27	31	58
Illinois	35	41	76
			A: 16,618

GAME 22

#6 ILLINOIS 66, WISCONSIN 51

JAN. 31, 2006 // KOHL CENTER, MADISON, WIS.

For every other Big Ten team, Wisconsin's Kohl Center isn't the place to go for a little peace and quiet. But for the second year in a row, Illinois was able to enjoy the silence.

Dee Brown and Rich McBride scored 16 points apiece and the sixth-ranked Illini beat the Badgers 66-51, picking up their fourth straight victory over the Badgers and second straight at the Kohl Center.

Illinois remains the only Big Ten team to beat the Badgers at home in five seasons under coach Bo Ryan.

Brown had 12 in the second half and forward Brian Randle had a double-double with 12 points and 13 rebounds.

Illinois' leading scorers, Brown and James Augustine, struggled to score in the first half, but Illinois got contributions from its up-and-coming role players to turn an 11-point first-half deficit into a six-point halftime lead.

Illinois began the game shooting 7-for-22 and trailed 24-13 after Tucker's drive and layup with 9:25 remaining in the half.

But the Illini took a 26-24 lead on Augustine's fast-break slam dunk off a Brown lob pass and extended the lead to 32-24 on McBride's 3-pointer with 1:17 to play. The Illini had four steals during their 19-0 run.

The Badgers rallied in the second half, but it wasn't enough. The Illini responded with Augustine's layup, and Jamar Smith's 3-pointer off a McBride steal gave the Illini a 49-42 lead with 8:50 to play.

A McBride 3-pointer extended the Illinois lead to 55-43, causing the Badgers to call a timeout with 7:12 remaining.

Illinois	FG-A	3P-A	FT-A	REB	PIS	A	TO	B	S	M
Augustine	3-5	0-0	1-2	9	7	1	5	0	1	32
Randle	6-13	0-0	0-0	13	12	0	0	1	1	29
Pruitt	1-5	0-0	1-4	6	3	0	0	1	2	22
Brown	6-18	1-5	3-6	4	16	7	4	0	2	40
McBride	5-10	4-6	2-2	1	16	0	0	0	1	32
Frazier	0-2	0-1	0-0	3	0	1	0	0	1	12
Smith	4-4	2-2	2-2	2	12	1	0	0	2	26
Carter	0-3	0-0	0-0	1	0	0	0	0	0	4
Arnold	0-0	0-0	0-0	0	0	0	0	0	0	3
Team				4						
Totals	25-60	7-14	9-16	43	66	10	10	2	10	200
FG%	1st: 15-37/405	2nd: 10-23/435	Game: .417							
3PT%	1st: 4-7/571	2nd: 3-7/429	Game: .500							
FT%	1st: 0-4/000	2nd: 9-12/750	Game: .563							

Wisconsin	FG-A	3P-A	FT-A	REB	PIS	A	TO	B	S	M
Butch	3-8	1-4	3-4	9	10	0	2	0	0	25
Tucker	7-12	0-2	5-9	6	19	2	1	0	0	38
Chappell	0-4	0-2	1-2	1	1	0	5	1	2	23
Nixon	1-8	1-7	0-0	2	3	0	0	0	0	25
Taylor	3-7	1-4	7-8	1	14	2	4	0	0	36
Flowers	1-4	0-1	0-0	3	2	0	0	0	2	24
Gullikson	0-0	0-0	0-0	0	0	0	1	0	0	12
Krabbenhoft	1-2	0-0	0-0	3	2	2	1	0	1	17
Team				3						
Totals	16-45	3-20	16-23	28	51	6	14	1	5	200
FG%	1st: 9-23/391	2nd: 7-22/318	Game: .356							
3PT%	1st: 3-12/250	2nd: 0-8/000	Game: .150							
FT%	1st: 7-9/778	2nd: 9-14/643	Game: .696							

Score by Halves:	1st	2nd	Game
Illinois	34	32	66
Wisconsin	28	23	51
			A: 17142

GAME 23

#6 ILLINOIS 65, PENN STATE 66

FEB. 4, 2006 // ASSEMBLY HALL, CHAMPAIGN, ILL.

Rich McBride's 3-pointer came a split-second too late and Penn State rallied from a 16-point second-half deficit to upset No. 6 Illinois 66-65, ending the Fighting Illini's home winning streak at 33 games.

Travis Parker's basket with 8.5 seconds left gave Penn State its first lead and handed the Illini their first loss at home since Jan. 10, 2004. Parker rebounded Mike Walker's missed 3-pointer and swished a jumper that finished the Nittany Lions' comeback.

Parker scored 21 points and Geary Claxton added 20 to lead Penn State, which snapped a four-game losing streak.

McBride's shot went up as the horn sounded and officials spent several moments reviewing video replays to determine whether he got it off in time. When referee Gene Crawford waived off the basket, the arena fell into a stunned silence.

McBride scored 17 points for the Illini, who led 13-0 early and 39-25 at halftime. James Augustine's layup gave Illinois its biggest lead, 43-27, with 18:43 to go.

Illinois appeared ready to coast to a win after Augustine's basket. But rather than demoralize the Nittany Lions, it seemed to invigorate them.

Parker and Ben Luber hit 3-pointers and Claxton scored twice from underneath to close the gap to 47-37 with 14:38 to go. Penn State outscored the Illini 29-18 the rest of the way.

Augustine had 13 points for Illinois, Dee Brown added 11 and Shaun Pruitt scored 10.

Penn State	FG-A	3P-A	FT-A	REB	PIS	A	TO	B	S	M
Cornley	2-7	0-0	4-4	6	8	1	3	0	0	35
Parker	8-11	4-5	1-1	5	21	5	3	0	2	38
Luber	2-6	1-2	0-1	1	5	4	1	0	3	32
Claxton	7-17	0-3	6-9	6	20	1	1	0	1	36
Jackson	1-3	1-2	0-0	1	3	1	1	0	1	26
Walker	3-7	3-7	0-0	2	9	2	0	0	1	17
Hassell	0-0	0-0	0-0	0	0	0	0	0	0	2
Bogetic	0-1	0-0	0-0	0	0	0	0	0	0	10
McSweeney	0-1	0-0	0-1	0	0	0	0	0	1	4
Team				9						
Totals	23-53	9-19	11-16	30	66	14	9	0	9	200
FG%	1st: 8-24/333	2nd: 15-29/517	Game: .434							
3PT%	1st: 3-9/333	2nd: 6-10/600	Game: .474							
FT%	1st: 6-9/667	2nd: 5-7/714	Game: .688							

Illinois	FG-A	3P-A	FT-A	REB	PIS	A	TO	B	S	M
Augustine	6-6	0-0	1-1	6	13	4	3	2	1	35
Randle	3-7	1-3	1-2	8	8	2	1	0	3	34
Pruitt	5-9	0-0	0-0	7	10	3	1	0	0	24
Brown	3-12	3-11	2-2	3	11	4	5	0	0	40
McBride	6-10	5-9	0-0	2	17	3	2	0	1	28
Frazier	0-1	0-1	0-0	0	0	2	0	0	0	7
Smith	0-4	0-3	0-0	2	0	0	0	0	0	18
Carter	2-2	0-0	0-1	2	4	0	0	0	0	5
Arnold	1-2	0-0	0-1	2	2	0	2	1	0	9
Team				3						
Totals	26-53	9-27	4-7	32	65	18	14	3	5	200
FG%	1st: 15-29/517	2nd: 11-24/458	Game: .491							
3PT%	1st: 6-14/429	2nd: 3-13/231	Game: .333							
FT%	1st: 3-5/600	2nd: 1-2/500	Game: .571							

Score by Halves:	1st	2nd	Game
Penn State	25	41	66
Illinois	39	26	65
			A: 16618

GAME 24

#10/9 ILLINOIS 53, #19/17 OHIO STATE 69

FEB. 12, 2006 // VALUE CITY ARENA, COLUMBUS, OHIO

Jamar Butler scored 22 points, Terence Dials had 19 and 15 rebounds and Je'Kel Foster 18 points to lead No. 19 Ohio State to a 69-53 victory over No. 10 Illinois.

The Buckeyes relied on their outside marksmanship and Dials inside to win their fourth game in a row and remain in a virtual tie for first place in the Big Ten.

The Buckeyes (18-3, 7-3) hit 13-of-23 3-pointers three days after making 15-of-24 in a victory at No. 22 Michigan. It was the first time in five years Ohio State had beaten two ranked opponents in the same week.

Dee Brown scored 12 points to lead Illinois (20-4, 6-4). James Augustine added 11 points - all in the first half - and 13 rebounds.

In a matchup of the Big Ten's top offensive (Ohio State) and defensive (Illinois) teams, the Buckeyes excelled at both ends. The Illini shot only 37 percent from the field and were outrebounded 36-32.

After building an 11-point advantage at the half, Ohio State pushed the lead to 53-32 after Ron Lewis' 3 at the 13:40 mark, making the Buckeyes 12-of-17 on 3s. But Illinois began to make headway with freshman Chester Frazier dogging Foster and frustrating him with his physical play.

Frazier hit two foul shots with 9:46 left to cap a 12-0 run - Brown scored five points, Frazier four and Rich McBride three - that cut the lead to 53-44.

Ohio State responded with a 10-0 run that ended with Foster hitting a fallaway 3 from the right corner for a 16-point lead with 7 1/2 minutes left.

Illinois	FG-A	3P-A	FT-A	REB	PIS	A	TO	B	S	M
Randle	3-7	0-1	1-2	5	7	0	0	1	0	29
Pruitt	2-6	0-0	0-0	1	4	1	2	1	0	14
Augustine	5-8	0-0	1-2	13	11	4	1	0	3	39
Brown	5-13	2-5	0-0	3	12	3	4	0	1	38
McBride	1-8	1-5	0-0	2	3	2	0	0	0	30
Frazier	1-3	0-1	2-2	3	4	2	1	0	0	17
Brock	0-1	0-0	0-0	0	0	0	0	0	0	2
Smith	3-8	2-7	0-0	1	8	1	1	0	0	20
Carter	1-1	0-0	0-0	1	2	1	0	0	0	6
Arnold	1-4	0-0	0-0	2	2	0	0	0	0	5
Team				1						
Totals	22-59	5-19	4-6	32	53	13	10	2	4	200
FG%	1st: 12-26/462	2nd: 10-33/303	Game: .373							
3PT%	1st: 1-3/333	2nd: 4-16/250	Game: .263							
FT%	1st: 1-2/500	2nd: 3-4/750	Game: .667							

Ohio State	FG-A	3P-A	FT-A	REB	PIS	A	TO	B	S	M
Sullinger	0-4	0-1	0-2	6	0	2	1	1	3	32
Sylvester	1-7	1-4	4-5	1	7	5	2	0	0	33
Dials	8-13	0-0	3-4	16	19	1	5	0	0	34
Butler	8-11	5-6	1-1	3	22	4	2	0	0	34
Foster	6-12	6-8	0-0	1	18	3	1	1	3	35
Harris	0-1	0-1	0-0	0	0	0	0	0	0	7
Lewis	1-4	1-3	0-0	1	3	1	1	0	0	19
Terwillinger	0-2	0-0	0-0	3	0	1	0	0	0	6
Team				5						
Totals	24-54	13-23	8-12	36	69	17	12	2	6	200
FG%	1st: 13-27/481	2nd: 11-27/407	Game: .444							
3PT%	1st: 8-12/667	2nd: 5-11/455	Game: .565							
FT%	1st: 3-5/600	2nd: 5-7/714	Game: .667							

Score by Halves:	1st	2nd	Game
Illinois	26	27	53
Ohio State	37	32	69
			A: 18,500

GAME 25

#14/13 ILLINOIS 63, NORTHWESTERN 47
FEB. 15, 2006 // ASSEMBLY HALL, CHAMPAIGN, ILL.

Northwestern had battled back from an early 12-point deficit to tie No. 14 Illinois with 16:53 to play. It was time for Dee Brown to go to work.

After making just one of his four shots in the first half, Brown went on a seven-point scoring spree. He drained a long 3-pointer and, on the next trip down the court, was fouled while making another and converted the free throw for a four-point play.

Brown's spurt gave the Illini a 36-29 lead and sent them on to a 63-47 victory Wednesday night.

Even after Brown's rally, Northwestern (12-11, 4-7) mounted a final push with a 12-2 run that trimmed a 13-point lead to three. But Illinois answered with 14 straight points to put the game away.

Northwestern played without top scorer Vedran Vukusic (20.2 ppg), who sat out due to back pain.

Rich McBride led Illinois with 17 points, including going 4-of-8 from 3-point range. Brian Randle added 10 points, including a thunderous putback dunk of a miss by Brown that brought the Assembly Hall crowd to its feet and gave Illinois a 55-45 lead with 4:29 to go.

Then Warren Carter hit two free throws, James Augustine had a breakaway dunk and McBride hit his fourth 3-pointer to put the Illini up 62-45.

N'western	FG-A	3P-A	FT-A	REB	PIS	A	TO	B	S	M
Doyle	1-3	0-1	3-4	2	5	2	3	0	1	26
Williams	1-3	0-1	0-0	3	2	1	1	0	0	27
Cote	0-2	0-2	0-0	1	0	1	0	0	1	14
Hachad	6-11	3-4	2-3	4	17	0	2	0	2	30
Moore	3-9	2-8	0-0	1	8	2	1	0	0	34
Kennedy	0-0	0-0	0-0	0	0	0	1	0	0	1
Jenkins	0-2	0-0	0-0	2	0	1	2	0	1	19
Houlihan	0-0	0-0	0-2	0	0	0	0	0	0	2
Hoeveler	0-0	0-0	0-0	0	0	0	0	0	1	2
Seacat	1-3	0-2	2-2	2	4	2	0	0	1	17
Melchior	0-0	0-0	0-0	0	0	0	0	0	0	2
Scott	3-4	3-3	2-2	2	11	2	2	0	1	26
Team										
Totals	15-37	8-21	9-13	17	47	11	13	0	8	200
FG%	1st: 8-21/.381	2nd: 7-16/.438	Game: .405							
3PT%	1st: 4-10/.400	2nd: 4-11/.364	Game: .381							
FT%	1st: 0-0/.000	2nd: 9-13/.692	Game: .692							

Illinois	FG-A	3P-A	FT-A	REB	PIS	A	TO	B	S	M
Augustine	3-4	0-0	0-1	9	6	3	1	1	2	37
Randle	4-5	0-1	2-4	8	10	2	0	0	0	37
Pruitt	2-2	0-0	0-0	3	4	0	4	0	0	12
Brown	6-14	2-8	2-2	3	16	4	2	0	2	34
McBride	6-10	4-8	1-2	1	17	0	1	0	1	34
Frazier	0-1	0-1	0-0	0	0	0	1	1	0	8
Brock	0-0	0-0	0-0	0	0	0	0	0	0	1
Smith	0-2	0-2	0-0	1	0	1	2	0	2	16
Carter	3-5	0-0	4-6	4	10	1	2	0	0	20
Arnold	0-0	0-0	0-0	0	0	0	0	0	0	1
Team										
Totals	24-43	6-20	9-15	30	63	11	13	2	7	200
FG%	1st: 10-20/.500	2nd: 14-23/.609	Game: .558							
3PT%	1st: 3-10/.300	2nd: 3-10/.300	Game: .300							
FT%	1st: 4-6/.667	2nd: 5-9/.556	Game: .600							

Score by Halves:	1st	2nd	Game
Northwestern	20	27	47
Illinois	27	36	63 A: 16,618

GAME 26

#14/13 ILLINOIS 70, INDIANA 58
FEB. 19, 2006 // ASSEMBLY HALL, CHAMPAIGN, ILL.

James Augustine scored 18 points and grabbed 10 rebounds to lead No. 14 Illinois to a 70-58 win over Indiana in Mike Davis' first game since announcing he would resign as the Hoosiers' coach after the season.

Augustine was 7-of-11 from the field and 4-for-4 from the free throw line. He had four dunks on his way to his ninth double-double of the season.

Indiana cut Illinois' 13-point halftime lead to 41-31 with 16:45 to go, but the Illini responded with a 7-0 run capped by Augustine's dunk off a bounce pass from Dee Brown in the lane. He converted a three-point play to make it 48-31.

Augustine went to the bench with his fourth foul with 7:38 to play. The Hoosiers closed to within 11 on Roderick Wilmont's jumper with 4:07 to go but Warren Carter answered and the Illini were able to control the clock the rest of the way.

Brian Randle scored 12 points for Illinois, including a driving first-half dunk that brought the orange-clad Assembly Hall crowd to its feet. Dee Brown scored 10 points and dished out four assists and Carter had nine points off the bench.

After four early lead changes, the Illini took control in the first half with a 22-4 run that turned a 6-5 deficit into a 27-10 lead. Augustine hit a 15-foot jumper and Rich McBride's 3-pointer started things off and Warren Carter's layup ended a 9-0 spurt.

While Illinois made 9-of-16 shots, the Hoosiers missed 9-of-11 and committed six turnovers during the Illini run.

Indiana	FG-A	3P-A	FT-A	REB	PIS	A	TO	B	S	M
Killingsworth	5-11	0-0	5-7	6	15	1	3	0	0	27
Vaden	4-13	1-9	0-0	4	9	3	2	0	1	36
Strickland	2-5	1-4	3-4	1	8	1	3	0	3	30
Monroe	1-2	0-1	0-0	0	2	1	0	0	0	19
Calloway	2-8	1-3	4-4	3	9	3	4	0	3	30
Wilmont	4-8	0-1	2-2	2	10	0	0	0	1	22
Suhr	0-0	0-0	0-0	0	0	0	0	0	0	2
Ratliff	1-4	1-2	0-0	1	3	0	0	0	0	17
Allen	1-5	0-2	0-0	3	2	0	1	0	0	13
Kline	0-0	0-0	0-0	0	0	0	0	0	0	4
Team										
Totals	20-56	4-22	14-17	25	58	9	14	0	8	200
FG%	1st: 9-27/.333	2nd: 11-29/.379	Game: .357							
3PT%	1st: 2-13/.154	2nd: 2-9/.222	Game: .182							
FT%	1st: 5-6/.833	2nd: 9-11/.818	Game: .824							

Illinois	FG-A	3P-A	FT-A	REB	PIS	A	TO	B	S	M
Augustine	7-11	0-1	4-4	10	18	1	1	2	2	32
Randle	5-9	0-2	2-2	5	12	3	5	0	2	36
Pruitt	3-3	0-0	2-2	2	8	0	1	0	0	15
Brown	3-12	1-6	3-4	5	10	4	3	0	0	36
McBride	2-8	2-7	2-2	3	8	2	3	0	1	34
Frazier	0-1	0-1	1-2	5	1	1	1	0	0	15
Carter	3-4	0-0	3-6	3	9	0	2	0	1	25
Arnold	2-2	0-0	0-0	2	4	0	1	0	0	7
Team										
Totals	25-50	3-17	17-22	37	70	11	18	2	6	200
FG%	1st: 16-30/.533	2nd: 9-20/.450	Game: .500							
3PT%	1st: 2-10/.200	2nd: 1-7/.143	Game: .176							
FT%	1st: 4-4/1.000	2nd: 13-18/.722	Game: .773							

Score by Halves:	1st	2nd	Game
Indiana	25	33	58
Illinois	38	32	70 A: 16,618

GAME 27

#8 ILLINOIS 64, MICHIGAN 72
FEB. 21, 2006 // CRISLER ARENA, ANN ARBOR, MICH.

Daniel Horton scored 23 of his career-high 39 points in the second half, rallying Michigan to a 72-64 victory over No. 8 Illinois.

Courtney Sims added 13 points for the Wolverines (18-7, 8-6 Big Ten), the only team to top 70 points against Illinois this season. Last month, Michigan lost 79-74 against the Fighting Illini at Champaign.

The Wolverines snapped an 11-game losing streak against Illinois, dating back to Jan. 2000.

James Augustine scored 23 points and Dee Brown added 20 for the Illini (22-5, 8-5) who had a two-game winning streak snapped.

After trailing 34-30 at halftime, Michigan started the second half by hitting five straight 3-pointers, including three by Horton, to take the lead.

The Illini twice tied the game, the last at 57-all with 5:46 remaining. The Wolverines then held a 64-60 lead with 64 seconds left.

Augustine pulled Illinois with 66-64 on two free throws with 45.7 seconds to play. However, Horton sealed the win by hitting six free throws in the final 43 seconds.

Both teams played a sloppy first half. Illinois led most of the half, giving up the lead only once and forcing 11 Michigan turnovers. Horton kept the game from turning into an Illini blowout at the start by scoring the Wolverines first 9 points.

Illinois	FG-A	3P-A	FT-A	REB	PIS	A	TO	B	S	M
Augustine	9-13	0-0	5-8	14	23	1	2	0	1	40
Randle	3-6	0-0	0-0	3	6	0	1	1	1	35
Pruitt	5-7	0-0	0-0	3	10	1	1	0	1	18
Brown	8-19	3-8	1-1	1	20	6	5	0	1	39
McBride	2-8	1-5	0-0	2	5	3	1	0	0	35
Frazier	0-1	0-0	0-0	1	0	2	0	0	0	12
Smith	0-1	0-1	0-0	0	0	0	1	0	0	7
Carter	0-2	0-0	0-0	1	0	0	1	0	0	10
Arnold	0-1	0-0	0-0	0	0	0	0	0	1	4
Team										
Totals	27-58	4-14	6-9	27	64	13	12	1	5	200
FG%	1st: 15-31/.484	2nd: 12-27/.444	Game: .466							
3PT%	1st: 1-6/.167	2nd: 3-8/.375	Game: .286							
FT%	1st: 3-5/.600	2nd: 3-4/.750	Game: .667							

Michigan	FG-A	3P-A	FT-A	REB	PIS	A	TO	B	S	M
Coleman	2-6	2-5	0-0	1	6	1	2	0	0	32
Brown	0-0	0-0	0-0	10	0	1	4	1	1	34
Sims	3-7	0-0	505	8	11	4	3	1	0	30
Horton	13-20	5-7	8-8	3	39	3	5	0	2	38
Harris	1-8	1-7	0-0	2	3	3	2	0	1	35
Smith	2-3	1-1	4-5	2	9	2	0	0	0	15
Shepard	0-0	0-0	0-0	0	0	1	0	0	0	2
Petway	2-3	0-0	0-0	2	4	0	0	0	0	14
Team										
Totals	23-47	9-20	17-18	30	72	15	16	2	4	200
FG%	1st: 12-26/.462	2nd: 11-21/.524	Game: .489							
3PT%	1st: 4-9/.444	2nd: 5-11/.455	Game: .450							
FT%	1st: 2-3/.667	2nd: 15-15/1.000	Game: .944							

Score by Halves:	1st	2nd	Game
Illinois	34	30	64
Michigan	30	42	72 A: 13,164

GAME 28

#8 ILLINOIS 71, #20/22 IOWA 59

FEB. 25, 2006 // ASSEMBLY HALL, CHAMPAIGN, ILL.

James Augustine was so nervous that he airballed his first free throw. Dee Brown was 2-of-12 from the field.

It wasn't exactly the way Illinois' two senior stars wanted to play in their final home game. But their teammates came to the rescue and the eighth-ranked Illini beat No. 20 Iowa 71-59.

Augustine and Brown got a standing ovation when they came out of the game in the final minute and they spoke to the sellout crowd of 16,618, many of whom were wearing Brown's No. 11 jersey, afterward.

"You mean so much to me," Brown told the fans. "When someone wears my number, I think it represents our whole team. My teammates make me better. My coaches make me better."

It was the 111th victory for Brown and Augustine, breaking the school record they shared with Nick Smith, who set it last season.

Brian Randle scored 13 points for Illinois, Augustine recovered from foul trouble to score 12 points and grab seven rebounds, and the bench outscored Iowa's reserves 17-6.

Greg Brunner scored 27 points for the Hawkeyes, but the Illini defense held Iowa's other highest scorers down. Jeff Horner scored 11 and Adam Haluska scored only three, missing five of his six shots.

The Illini led 34-29 at the break and put together a 14-9 run to start the second half.

Iowa	FG-A	3P-A	FT-A	REB	PTS	A	TO	B	S	M
Brunner	9-15	0-0	9-10	7	27	2	0	1	0	32
Hansen	3-4	0-0	0-0	1	6	0	2	1	1	17
Haluska	1-6	1-5	0-1	1	3	1	2	0	0	35
Horner	4-10	2-7	1-2	8	11	4	2	0	1	40
Henderson	3-5	0-0	0-0	3	6	0	1	1	0	33
Thompson	0-1	0-1	0-0	0	0	0	1	0	0	5
Freeman	1-5	1-3	0-0	1	3	0	2	0	0	18
Thomas	0-0	0-0	3-4	2	3	0	3	0	0	17
Gorney	0-1	0-0	0-0	1	0	0	0	0	0	3
Team				0				0		
Totals	21-47	4-16	13-17	24	59	7	13	3	2	200
FG%	1st: 11-24/.458		2nd: 10-23/.435							Game: .447
3PT%	1st: 3-8/.375		2nd: 1-8/.125							Game: .250
FT%	1st: 4-6/.667		2nd: 9-11/.818							Game: .765

Illinois	FG-A	3P-A	FT-A	REB	PTS	A	TO	B	S	M
Augustine	4-6	0-0	4-9	7	12	0	2	0	1	23
Randle	3-4	0-0	7-8	4	13	1	1	0	1	28
Pruitt	4-6	0-0	0-1	6	8	1	1	0	0	22
Brown	2-12	2-9	0-2	2	6	9	1	0	0	38
McBride	4-7	4-5	3-4	0	15	1	3	0	0	30
Hicks	0-0	0-0	0-0	0	0	0	0	0	0	0+
Frazier	0-3	0-2	0-0	0	0	1	0	0	0	10
Breck	0-0	0-0	0-0	0	0	0	0	0	0	1
Smith	1-5	1-2	0-0	2	3	2	0	0	0	20
Carter	2-4	0-0	1-1	1	5	1	0	0	0	11
Arnold	3-4	0-0	3-4	6	9	0	0	0	1	17
Team				4				0		
Totals	23-51	7-18	18-29	32	71	16	8	0	3	200
FG%	1st: 12-30/.400		2nd: 11-21/.524							Game: .451
3PT%	1st: 4-10/.400		2nd: 3-8/.375							Game: .389
FT%	1st: 6-11/.545		2nd: 12-18/.667							Game: .621

Score by Halves:	1st	2nd	Game
Iowa	29	30	59
Illinois	34	37	71 A: 16,618

GAME 29

#10 ILLINOIS 71, MINNESOTA 65

FEB. 28, 2006 // WILLIAMS ARENA, MINNEAPOLIS, MINN.

James Augustine had 16 points, 10 rebounds and a career-high seven assists to lead No. 10 Illinois over Minnesota 71-65.

Dee Brown scored 14 points and Rich McBride had 12 for Illinois (24-5, 10-5).

Vincent Grier scored 19 points and Moe Hargrow added 17 in their final home game for the Golden Gophers (14-12, 5-10), who have lost 15 straight to Illinois dating back to 1999. Spencer Tollackson and Adam Boone had 10 points each.

The game was tied five times in the first 5 minutes of the second half, before Illinois went on a run. The Illini scored 10 straight points to take a 53-45 lead with 12:02 left.

The Gophers were held scoreless for nearly five minutes and looked out of it until a block by Zach Puchtel on Shaun Pruitt's dunk attempt sparked Minnesota. J'son Stamper hit a jumper and Boone hit a 3-pointer to bring the Gophers within 60-56 with 4:23 left.

But Jamar Smith hit a 3 for Illinois at 2:56 to make it 63-56 and Minnesota couldn't get closer than four points the rest of the way.

Grier scored nine points in the first 10 minutes of the game, as Minnesota got out to a 22-14 lead. Illinois scored eight straight over the next two minutes to tie it at 22.

The Illini closed the first half with an 11-3 run, capped by Augustine's fast-break dunk, to take a 37-34 lead into the break.

Illinois	FG-A	3P-A	FT-A	REB	PTS	A	TO	B	S	M
Augustine	6-9	0-0	4-8	10	16	7	2	0	1	39
Randle	1-2	0-1	2-2	2	4	1	0	1	0	18
Pruitt	4-5	0-0	1-2	5	9	1	2	0	0	23
McBride	5-10	2-5	0-0	2	12	2	1	0	2	37
Brown	5-14	2-9	2-2	1	14	4	2	0	3	39
Arnold	2-3	0-0	2-2	0	6	0	0	0	1	11
Smith	2-3	1-2	2-3	0	7	6	0	0	0	21
Carter	0-0	0-0	0-0	0	0	1	0	0	0	3
Frazier	1-2	1-2	0-0	1	3	0	0	0	0	9
Team				3						
Totals	26-48	6-19	13-19	24	71	22	8	1	7	200
FG%	1st: 15-26/.577		2nd: 11-22/.500							Game: .542
3PT%	1st: 4-9/.444		2nd: 2-10/.200							Game: .316
FT%	1st: 3-6/.500		2nd: 10-13/.769							Game: .684

Minnesota	FG-A	3P-A	FT-A	REB	PTS	A	TO	B	S	M
Stamper	2-7	0-0	0-0	5	4	1	3	0	1	29
Puchtel	1-1	0-0	0-0	4	2	1	0	1	1	16
Grier	6-13	0-0	7-9	6	19	2	2	0	1	37
Hargrow	7-8	1-1	2-3	3	17	4	2	0	1	35
Boone	3-8	3-7	1-2	3	10	7	1	2	0	37
Tollackson	5-6	0-0	0-0	2	10	0	0	1	0	23
Tucker	0-1	0-0	0-0	0	0	0	0	0	0	6
Coleman	1-1	1-1	0-0	2	3	0	1	0	0	11
Abu-Shamala	0-1	0-1	0-0	1	0	0	0	0	0	4
Saunders	0-0	0-0	0-0	0	0	0	0	0	0	1
Williams	0-0	0-0	0-0	0	0	0	0	0	0	1
Team				0						
Totals	25-46	5-10	10-14	26	65	15	10	4	4	200
FG%	1st: 13-23/.565		2nd: 12-23/.522							Game: .543
3PT%	1st: 2-4/.500		2nd: 3-6/.500							Game: .500
FT%	1st: 6-8/.750		2nd: 4-6/.667							Game: .714

Score by Halves:	1st	2nd	Game
Illinois	37	34	71
Minnesota	34	31	65 A: 13,022

GAME 30

#10 ILLINOIS 75, #25/23 MICHIGAN STATE 68

MARCH 4, 2006 // BRESLIN CENTER, EAST LANSING, MICH.

Dee Brown scored 16 of his 20 points after halftime and made two 3-pointers during a 12-0 run midway through the second half to lift No. 10 Illinois to a 75-68 victory over No. 25 Michigan State.

Michigan State's Paul Davis had 21 points and 14 rebounds, Shannon Brown scored 20 and Maurice Ager added 15 points.

Dee Brown broke a 48-all tie with a 3-pointer with more than 12 minutes left. Teammate Jamar Smith followed with a pair of shots beyond the arc and Brown closed the decisive run with another 3-pointer.

The Spartans pulled within six points with four-plus minutes to go and again with 2:09 left, but gave up baskets to James Augustine on the ensuing possessions each time.

Rich McBride and Shaun Pruitt each scored 12 for the Illini. Augustine and Smith added 10 points apiece for Illinois, which won its fifth straight against the Spartans.

Michigan State's top three players were solid, but they didn't get much help with the rest of the team combining for just 12 points.

Michigan State led 35-34 at halftime. Smith's jumper at the end of the half was ruled good on the court and initially by the officials after a video review. The officials came back onto the court midway through halftime to get another look at the play, and they decided to overturn their decision.

Illinois	FG-A	3P-A	FT-A	REB	PTS	A	TO	B	S	M
Augustine	4-9	0-0	2-3	6	10	2	1	1	3	33
Randle	1-2	0-0	0-1	3	2	2	0	0	2	18
Pruitt	4-8	0-0	4-4	4	12	0	1	0	0	25
McBride	4-9	2-3	2-2	0	112	3	1	0	1	34
Brown	6-13	5-10	3-4	2	20	4	3	0	2	31
Frazier	1-3	1-2	0-0	3	3	4	2	0	0	18
Smith	3-6	2-4	2-2	0	10	1	0	0	1	21
Carter	2-3	0-1	2-2	5	6	1	0	1	0	13
Arnold	0-0	0-0	0-0	0	0	0	0	1	0	7
Team				1				1		
Totals	25-53	10-20	15-18	24	75	17	9	3	9	200
FG%	1st: 12-28/.429		2nd: 13-25/.520							Game: .472
3PT%	1st: 2-8/.250		2nd: 8-12/.667							Game: .500
FT%	1st: 8-8/1.000		2nd: 7-10/.700							Game: .833

MSU	FG-A	3P-A	FT-A	REB	PTS	A	TO	B	S	M
Brown	6-10	1-3	7-8	6	20	3	2	1	1	35
Neitzel	2-8	0-2	0-0	3	4	5	2	0	0	33
Ager	5-11	2-6	3-6	6	15	1	3	0	0	38
Davis	6-12	0-1	9-11	14	21	1	4	2	2	33
Rowley	1-2	0-0	1-1	2	3	0	0	0	0	16
Ibok	0-1	0-0	0-0	1	0	0	1	1	0	9
Walton	0-1	0-0	0-1	1	0	2	1	0	0	14
Suton	2-3	0-0	1-1	1	5	2	2	0	1	22
Ducre	0-0	0-0	0-0	0	0	0	0	0	0	0+
Joseph	0-0	0-0	0-0	0	0	0	0	0	0	0+
Team				4						
Totals	22-48	3-12	21-28	38	68	14	15	4	4	200
FG%	1st: 12-23/.522		2nd: 10-25/.400							Game: .458
3PT%	1st: 3-7/.429		2nd: 0-5/.000							Game: .250
FT%	1st: 8-12/.667		2nd: 13-16/.813							Game: .750

Score by Halves:	1st	2nd	Game
Illinois	34	41	75
Michigan State	35	33	68 A: 14,759

GAME 31

#9 ILLINOIS 56, MICHIGAN STATE 61

MARCH 10, 2006 // CONSECO FIELDHOUSE, INDIANAPOLIS, IND.

Michigan State seniors Paul Davis and Maurice Ager took matters into their own hands against No. 9 Illinois. Davis and Ager each scored 16 points and Davis added eight rebounds to help the Spartans beat the Illini 61-56 Friday night in the Big Ten tournament quarterfinals.

Sixth-seeded Michigan State (22-10) had lost three of four entering the tournament, including last Saturday's 75-68 loss to Illinois in its home finale.

This time, in front of a decidedly partisan Illinois crowd, the Illini (25-6) couldn't duplicate their effort from last Saturday. James Augustine had 16 points and 15 rebounds, but the Illini failed to reach the semis for the first time in the nine-year history of the tournament.

The Spartans overcame a bad start, withstood a late Illinois charge and didn't trail in the final 37 minutes. They held Illini guard Dee Brown to just five points. Brown didn't make a basket until 2:08 mark of the first half.

Michigan State extended its lead to 41-31 before Illinois rallied with a 12-3 run. That got them within 44-43, but Davis responded with a three-point play, and Michigan State scored seven straight points to rebuild its lead.

The Illini again closed within one when Rich McBride closed out a 7-0 spurt by making two free throws with 2:01 left. But the Spartans answered with a 10-foot runner from Shannon Brown and four straight free throws to seal it. Brown finished with 14 points.

MSU	FG-A	3P-A	FT-A	REB	PTS	A	TO	B	S	M
Suton	2-2	0-0	2-2	10	6	0	1	0	1	24
Davis	7-10	0-0	2-3	8	16	0	1	0	0	27
Brown	5-14	0-3	4-4	3	14	2	3	0	2	38
Neitzel	1-5	0-1	5-5	4	7	5	1	0	1	31
Ager	5-12	3-6	3-4	0	16	1	1	0	0	32
Ibok	0-0	0-0	0-2	1	0	0	0	0	0	2
Walton	0-0	0-0	0-0	2	0	1	2	1	0	19
Trannon	1-2	0-0	0-3	2	2	1	1	0	2	21
Rowley	0-0	0-0	0-0	0	0	0	0	0	0	6
Team				1						0
Totals	21-45	3-10	16-23	31	61	10	10	1	6	200
FG%	1st: 13-25/.520		2nd: 8-20/.400							Game: .467
3PT%	1st: 2-7/.286		2nd: 1-3/.333							Game: .300
FT%	1st: 8-11/.727		2nd: 8-12/.667							Game: .696

Illinois	FG-A	3P-A	FT-A	REB	PTS	A	TO	B	S	M
Augustine	5-9	1-1	5-8	15	16	1	3	1	1	40
Randle	4-6	0-1	4-8	3	12	2	3	0	0	30
Pruitt	0-3	0-0	1-2	1	1	0	1	0	0	20
Brown	2-10	1-5	0-1	5	5	7	3	0	1	39
McBride	4-9	3-8	2-2	1	13	1	1	0	1	34
Frazier	0-0	0-0	0-0	1	0	1	0	0	0	5
Smith	1-4	1-3	0-0	0	3	0	1	0	0	12
Carter	2-4	0-0	0-0	2	4	1	0	0	2	14
Arnold	1-2	0-0	0-0	0	2	0	0	0	0	6
Team				3						1
Totals	19-47	6-18	12-21	31	56	13	13	1	5	200
FG%	1st: 9-21/.429		2nd: 10-26/.385							Game: .404
3PT%	1st: 5-9/.556		2nd: 1-9/.111							Game: .333
FT%	1st: 6-12/.500		2nd: 6-9/.667							Game: .571

Score by Halves:	1st	2nd	Game
Michigan State	36	25	61
Illinois	29	27	56
			A: 18,730

GAME 32

#13/14 ILLINOIS 78, AIR FORCE 69

MARCH 16, 2006. COX ARENA, SAN DIEGO, CALIF.

Illinois was just too big and too talented for Air Force, finally overpowering the Falcons and winning 78-69 in an NCAA Tournament first-round game.

Guard Jamar Smith had six 3-pointers among his 20 points for the fourth-seeded Fighting Illini, who were playing in their first NCAA Tournament game since falling to North Carolina in last year's championship.

Dee Brown was held to eight points, but he made up for it with 10 assists and a career-high eight rebounds.

Air Force tried to hang with the Illini, and succeeded at times. The Falcons' Princeton offense was more efficient in the second half than in the first, and they scored seven straight points, including four by guard Antoine Hood, to pull to 39-38 with 16:18 to play.

Illinois answered with a 3-pointer by Smith and a three-point play by Brian Randle to make it 45-38. Smith hit four 3-pointers in the final 14 minutes, and James Augustine, Warren Carter and Randle dominated inside.

A play by Randle with two minutes left seemed to sum up the talent gap. He stole the ball from Dan Nwaelele and went in for an emphatic slam dunk for a 76-62 lead.

Air Force scored ten scored nine points in the final 11 seconds to make the final margin a nine-point Illini victory.

The Falcons led twice early in the first half , including 11-9 after a 3-point basket by Burttschi 11:55 before halftime.

But the Falcons couldn't control the tempo. Augustine scored six points and Carter had four during a 12-0 run that gave Illinois a 21-11 lead, forcing the Falcons to take a timeout.

Air Force	FG-A	3P-A	FT-A	REB	PTS	A	TO	B	S	M
Burttschi	4-9	2-5	3-4	6	13	1	0	0	2	36
Nwaelele	4-7	3-5	2-3	2	13	4	1	0	0	33
Frye	2-4	2-4	2-2	2	8	2	5	1	0	22
McCraw	4-6	4-5	1-2	2	13	0	0	0	2	36
Hood	5-8	1-3	6-6	1	17	6	3	0	0	40
Henke	1-3	1-2	0-1	0	3	0	0	0	1	15
Anderson	0-3	0-3	0-0	0	0	1	2	0	0	14
Teets	0-0	0-0	0-0	1	0	1	0	0	2	1
Kenzik	0-0	0-0	0-0	0	0	0	0	0	0	1
Holum	1-1	0-0	0-0	0	2	0	0	0	0	2
Johnson	0-0	0-0	0-0	0	0	0	0	0	0	0+
Team				1						0
Totals	21-41	13-27	14-18	15	69	15	11	1	7	200
FG%	1st: 9-19/.474		2nd: 12-22/.545							Game: .512
3PT%	1st: 6-14/.429		2nd: 7-13/.538							Game: .481
FT%	1st: 4-5/.800		2nd: 10-13/.769							Game: .778

Illinois	FG-A	3P-A	FT-A	REB	PTS	A	TO	B	S	M
Augustine	3-4	0-0	4-4	2	10	0	1	0	1	28
Randle	6-9	0-0	3-3	7	15	3	2	1	1	25
Pruitt	4-5	0-0	0-1	5	8	0	0	0	0	14
Brown	1-7	1-6	5-5	8	8	10	3	0	4	39
McBride	2-6	1-5	0-0	2	5	2	2	0	0	25
Frazier	0-1	0-1	0-1	0	0	1	1	0	0	10
Brock	0-0	0-0	0-0	0	0	0	1	0	0	1
Smith	7-10	6-9	0-0	3	20	0	1	0	0	30
Carter	6-8	0-1	0-0	1	12	1	0	0	0	23
Arnold	0-0	0-0	0-0	0	0	0	0	0	0	5
Team				0						0
Totals	29-50	8-22	12-14	28	78	17	11	1	6	200
FG%	1st: 13-26/.500		2nd: 16-24/.667							Game: .580
3PT%	1st: 3-14/.214		2nd: 5-8/.625							Game: .364
FT%	1st: 6-7/.857		2nd: 6-7/.857							Game: .857

Score by Halves:	1st	2nd	Game
Air Force	28	41	69
Illinois	35	43	78
			A: 9,891

GAME 33

#13/14 ILLINOIS 64, #17 WASHINGTON 67

MARCH 18, 2006 // COX ARENA, SAN DIEGO, CALIF.

Brandon Roy helped bring Washington back from an 11-point deficit in the second half as the Huskies beat Illinois 67-64 in a second-round NCAA tournament game that featured wild scoring swings.

Roy scored 21 points and grabbed seven rebounds in the victory, while Dee Brown and the fourth-seeded Fighting Illini came up short of making a third-straight trip to the regionals.

The Huskies won despite shooting 38 percent from the floor. They made up for it by making 28 of 39 free throws. Roy was 11-of-14 from the line. Illinois was called for 28 fouls and the Huskies 17.

Roy scored five points during an 18-7 run that brought the Huskies back from a 53-42 deficit with 12 1/2 minutes to play. Roy made a layup to tie the game at 60 with 3:27 left, setting up a thrilling finish.

Jones made three free throws in the final 15.5 seconds to give the Huskies a 67-64 lead. He hit one of two with 12.8 seconds left, and Illinois rebounded his miss to set up a final shot. After a timeout, Brown got the ball and missed a 3 at the buzzer.

James Augustine led Illinois with 19, Brown had 15 and Rich McBride 13.

Illinois had an unfathomable start, when it missed 21 of its first 25 shots and fell behind 28-14.

Then in the span of 3 minutes, 39 seconds, the Illini went from almost desperate to ecstatic. Augustine got hot and the Illini outscored Washington 19-7 to close the first half. Brown swished a 3-pointer at the buzzer to pull the Illini to 35-33, then celebrated by chest-bumping with Brian Randle in front of the bench.

The Illini extended the run to 31-9, scoring 12 of the first 14 points of the second half to go up 45-37.

Washington	FG-A	3P-A	FT-A	REB	PTS	A	TO	B	S	M
Jones	2-5	0-2	5-7	5	9	0	0	1	0	33
Brockman	0-1	0-0	0-0	2	0	0	3	0	0	15
Jensen	2-5	2-5	0-0	3	6	0	2	0	1	30
Roy	5-11	0-2	11-14	7	21	3	3	1	0	38
Dentmon	2-9	1-4	8-12	6	13	4	0	0	2	30
Smith	0-1	0-0	2-2	2	2	0	0	0	0	8
Appleby	2-2	2-2	0-0	0	6	0	1	0	0	16
Williams	4-11	0-0	2-4	7	10	1	2	3	2	30
Team				3						0
Totals	17-45	5-15	28-39	35	67	8	11	5	5	200
FG%	1st: 10-25/.400		2nd: 7-20/.350							Game: .378
3PT%	1st: 3-8/.375		2nd: 2-7/.286							Game: .333
FT%	1st: 12-18/.667		2nd: 16-21/.762							Game: .718

Illinois	FG-A	3P-A	FT-A	REB	PTS	A	TO	B	S	M
Augustine	7-9	0-0	5-6	9	19	0	1	0	0	37
Randle	4-9	0-1	0-0	6	8	2	1	0	1	24
Pruitt	0-2	0-0	0-0	5	0	0	1	0	0	12
Brown	5-18	2-6	3-3	1	15	6	1	0	2	40
McBride	5-10	3-5	0-0	4	13	3	2	0	0	31
Frazier	0-1	0-1	0-0	3	0	1	1	0	0	10
Smith	1-7	0-5	0-0	0	2	3	2	0	1	20
Carter	1-2	0-0	1-2	0	3	0	1	0	0	11
Arnold	2-5	0-0	0-0	6	4	0	2	0	0	15
Team				1						0
Totals	25-63	5-18	9-11	35	64	15	12	0	4	200
FG%	1st: 12-33/.364		2nd: 13-30/.433							Game: .397
3PT%	1st: 2-7/.286		2nd: 3-11/.273							Game: .278
FT%	1st: 7-9/.778		2nd: 2-2/1.000							Game: .818

Score by Halves:	1st	2nd	Game
Washington	35	32	67
Illinois	33	31	64
			A: 10,687

SPEND YOUR SUMMER WITH THE FIGHTING ILLINI

Basketball Camps Run All Summer Long



2007 Basketball Summer Camp Dates

June 1-2: Parent/Child Camp - Session 1

June 2-3: Parent/Child Camp - Session 2

June 3: Team Camp Shootout

June 10-13: Individual Camp - Session 1

June 15-17: High School Team Camp

June 18-19: Satellite Team Camp (Chicago)

June 20-23: Individual Camp - Session 2

July 5-8: Day Camp

**CALL THE ILLINOIS SUMMER CAMP OFFICE AT
(217) 244-7278 OR SEND EMAIL TO SUMCAMPS@UIUC.EDU
FOR MORE INFORMATION**

THE RECORDS BOOK



ALL-TIME HEAD COACHES / ALL-TIME ASSISTANT COACHES	100
YEAR-BY-YEAR RECORDS	100-130
POSTSEASON HISTORY	131
NCAA TOURNAMENT RECORDS	132-134
RECORDS VS. OPPONENTS	135-136
SERIES RECORDS	137-144
ANNUAL LEADERS	145-146
ANNUAL TEAM STATISTICS	147-154
TOP 50 CAREER SCORERS	155-159
INDIVIDUAL RECORDS	160-166
SINGLE-SEASON TEAM HIGHS	167
ILLINOIS TEAM RECORDS	168
COMBINED TEAM RECORDS	169
OPPONENT RECORDS	170
ATTENDANCE RECORDS	171
ASSEMBLY HALL RECORDS	171-174

YEAR-BY-YEAR RECORDS

ILLINOIS COACHING RECORDS

Coach	Seasons	Yrs.	G	Record	Big Ten Record
Elwood Brown	1906	1	14	6-8/.429	3-6/.333
F. L. Pinckney	1907	1	11	1-10/.091	0-8/.000
Fletcher Lane	1908	1	26	20-6/.769	6-5/.545
Herb V. Juul	1909-10	2	22	12-10/.545	10-10/.500
T. E. Thompson	1911-12	2	28	14-14/.500	10-13/.435
Ralph R. Jones	1913-20	8	119	85-34/.714	64-31/.674
Frank J. Winters	1921-22	2	37	25-12/.676	14-10/.583
J. Craig Ruby	1923-36	14	243	148-95/.609	94-74/.560
Douglas R. Mills	1937-47	11	217	151-66/.696	88-47/.652
Harry Combes	1948-67	20	466	316-150/.678	174-104/.626
Harv Schmidt	1968-74	7	166	89-77/.536	43-55/.439
Gene Bartow	1975	1	26	8-18/.308	4-14/.222
Lou Henson	1976-96	21	647	423-224/.654	214-164/.567
Lon Kruger	1997-2000	4	129	81-48/.628	38-28/.576
Bill Self	2001-03	3	102	78-24/.765	35-13/.729
Bruce Weber	2004-06	3	105	89-16/.848	39-9/.813
		101	2358	1546-812/.656	836-591/.586

ALL-TIME ILLINOIS ASSISTANT COACHES

Mark Bial, 1979 (GA), 1995-96	* Chris Lowery, 2004
Lou Boudreau, 1942	Larry Lubin, 1980 (GA)
Howie Braun, 1937-67	Cal Luther, 1952-53
Bob Brown, 1973-74	Don Maurer, 1987 (GA)
Dick Campbell, 1968-74	Wayne McClain, 2002-07
Steve Carroll, 1986 (GA)	* Robert McCullum, 1997-2000
Levi Cobb, 1981 (GA)	Doug Mills, 1936
* Jimmy Collins, 1984-96	Bill Molinari, 1977 (GA)
Mark Coomes, 1976 (GA), 1986-94	Dick Nagy, 1980-96
Brian Dutcher, 1986 (GA)	* Scott Nagy, 1989-90 (GA)
Ralph Fletcher, 1943	Tom Pelkofer, 1992 (GA)
Nat Frazier, 1971	Jay Price, 2004-07
Cliff Fulton, 1951	* Norm Roberts, 2001-03
* John Giannini, 1988 (GA)	Wally Roettger, 1937-49
* Billy Gillispie, 2001-02	Mike Shepherd, 1997-99
Jodie Harrison, 1973-74	Dan Smith, 1981-83
Steve Henson, 2000	Marshall Stoner, 1973-74
Bob Hildebrand, 1978 (GA)	Tracy Webster, 2005-07
Bob Hull, 1981-85	Anthony Welch, 1991-92 (GA)
Leroy Hunt, 1975	Les Wothke, 1976-79
Tim Jankovich, 2003	Jim Wright, 1958-72
* Rob Judson, 1997-2001	Tony Yates, 1975-83
Roger Lowe, 1987 (GA)	* denotes current Div. I head coach

YEAR-BY-YEAR RECORDS

Year	Coach	Season		Big Ten		Post Season
		W	L	W	L	
1906	Elwood Brown	6	8	3	6	fourth
1907	F.L. Pinckney	1	10	0	8	fifth
1908	Fletcher Lane	20	6	6	5	third
1909	Herb V. Juul	7	6	5	6	fourth
1910	Herb V. Juul	5	4	5	4	fourth
1911	T.E. Thompson	6	6	6	5	fourth
1912	T.E. Thompson	8	8	4	8	fifth
1913	Ralph R. Jones	10	6	7	6	fifth
1914	Ralph R. Jones	9	4	7	3	third
1915	Ralph R. Jones	16	0	12	0	FIRST
1916	Ralph R. Jones	13	3	9	3	second (T)
1917	Ralph R. Jones	13	3	10	2	FIRST (T)
1918	Ralph R. Jones	9	6	6	6	fourth (T)
1919	Ralph R. Jones	6	8	5	7	fifth
1920	Ralph R. Jones	9	4	8	4	third
1921	Frank J. Winters	11	7	7	5	fourth (T)
1922	Frank J. Winters	14	5	7	5	fourth (T)
1923	J. Craig Ruby	9	6	7	5	fourth (T)
1924	J. Craig Ruby	11	6	8	4	FIRST (T)
1925	J. Craig Ruby	11	6	8	4	third (T)
1926	J. Craig Ruby	9	8	6	6	fifth (T)
1927	J. Craig Ruby	10	7	7	5	fourth (T)
1928	J. Craig Ruby	5	12	2	10	ninth (T)
1929	J. Craig Ruby	10	7	6	6	fifth (T)
1930	J. Craig Ruby	8	8	7	5	fourth (T)

1931	J. Craig Ruby	12	5	7	5	fifth
1932	J. Craig Ruby	11	6	7	5	fifth
1933	J. Craig Ruby	11	7	6	6	fifth (T)
1934	J. Craig Ruby	13	6	7	5	fourth
1935	J. Craig Ruby	15	5	9	3	FIRST (T)
1936	J. Craig Ruby	13	6	7	5	third (T)
1937	Douglas R. Mills	14	4	10	2	FIRST (T)
1938	Douglas R. Mills	9	9	4	8	eighth (T)
1939	Douglas R. Mills	14	5	8	4	third
1940	Douglas R. Mills	14	6	7	5	fourth (T)
1941	Douglas R. Mills	13	7	7	5	third (T)
1942	Douglas R. Mills	18	5	13	2	FIRST
1943	Douglas R. Mills	17	1	12	0	FIRST
1944	Douglas R. Mills	11	9	5	7	sixth
1945	Douglas R. Mills	13	7	7	5	third
1946	Douglas R. Mills	14	7	7	5	fifth (T)
1947	Douglas R. Mills	14	6	8	4	second (T)
1948	Harry Combes	15	5	7	5	third (T)
1949	Harry Combes	21	4	10	2	FIRST
1950	Harry Combes	14	8	7	5	third (T)
1951	Harry Combes	22	5	13	1	FIRST
1952	Harry Combes	22	4	12	2	FIRST
1953	Harry Combes	18	4	14	4	second
1954	Harry Combes	17	5	10	4	third (T)
1955	Harry Combes	17	5	10	4	second (T)
1956	Harry Combes	18	4	11	3	second
1957	Harry Combes	14	8	7	7	seventh
1958	Harry Combes	11	11	5	9	eighth (T)
1959	Harry Combes	12	10	7	7	fifth (T)
1960	Harry Combes	16	7	8	6	third (T)
1961	Harry Combes	9	15	5	9	seventh
1962	Harry Combes	15	8	7	7	fourth (T)
1963	Harry Combes	20	6	11	3	FIRST (T)
1964	Harry Combes	13	11	6	8	sixth (T)
1965	Harry Combes	18	6	10	4	third
1966	Harry Combes	12	12	8	6	third (T)
1967	Harry Combes	12	12	6	8	seventh (T)
1968	Harv Schmidt	11	13	6	8	seventh (T)
1969	Harv Schmidt	19	5	9	5	second (T)
1970	Harv Schmidt	15	9	8	6	third (T)
1971	Harv Schmidt	11	12	5	9	fifth (T)
1972	Harv Schmidt	14	10	5	9	eighth (T)
1973	Harv Schmidt	14	10	8	6	third (T)
1974	Harv Schmidt	5	18	2	12	tenth
1975	Gene Bartow	8	18	4	14	ninth (T)
1976	Lou Henson	14	13	7	11	seventh (T)
1977	Lou Henson	16	14	8	10	sixth
1978	Lou Henson	13	14	7	11	seventh
1979	Lou Henson	19	11	7	11	seventh
1980	Lou Henson	22	13	8	10	sixth (T)
1981	Lou Henson	21	8	12	6	third
1982	Lou Henson	18	11	10	8	sixth
1983	Lou Henson	21	11	11	7	second (T)
1984	Lou Henson	26	5	15	3	FIRST (T)
1985	Lou Henson	26	9	12	6	second
1986	Lou Henson	22	10	11	7	fourth (T)
1987	Lou Henson	23	8	13	5	fourth
1988	Lou Henson	23	10	12	6	third (T)
1989	Lou Henson	31	5	14	4	second
1990	Lou Henson	21	8	11	7	fourth (T)
1991	Lou Henson	21	10	11	7	third (T)
1992	Lou Henson	13	15	7	11	eighth
1993	Lou Henson	19	13	11	7	third (T)
1994	Lou Henson	17	11	10	8	fourth (T)
1995	Lou Henson	19	12	10	8	fifth (T)
1996	Lou Henson	18	13	7	11	ninth
1997	Lon Kruger	22	10	11	7	fourth (T)
1998	Lon Kruger	23	10	13	3	FIRST (T)
1999	Lon Kruger	14	18	3	13	eleventh
2000	Lon Kruger	22	10	11	5	fourth
2001	Bill Self	27	8	13	3	FIRST (T)
2002	Bill Self	26	9	11	5	FIRST (T)
2003	Bill Self	25	7	11	5	second
2004	Bruce Weber	26	7	13	3	FIRST
2005	Bruce Weber	37	2	15	1	FIRST
2006	Bruce Weber	26	7	11	5	second (T)

YEAR-BY-YEAR RECORDS

HEAD COACH ELWOOD BROWN

(1 YEAR, 6-8, .429)



Leo Hana was put in charge of building the basketball program at Illinois after a women's program had existed for years. A team, led by its playing captain Roy Riley, beat Champaign High School Jan. 6, two weeks before Hana was able to replace Riley with a "professional" coach. Elwood Brown became Illinois' first basketball coach Jan. 20, 1906, and proceeded to turn in a commendable coaching job, especially since the squad lost two of its mainstays during the season. "The results of the

season were on the whole satisfactory. In the future, there will not be such a lack of material as hampered the coach (Brown) this season," wrote the 1907 Illio.

1905-06 (6-8, 3-6)

Coach: Elwood Brown

Captains: (elected each game)

Lineup: f Stewart, f Tallmadge, c Riley, g Dadant, g Juul, g Ryan

J 12	71	Champaign High School (at Urbana)4	(W)
I 20	27	Indiana (at Urbana)24	(W)
J 27	25	Purdue (at Urbana)19	(W)
F 2	19	at Minnesota32	(L)
F 5	23	Wheaton21	(W)
F 8	15	at Evanston Y.M.C.A.51	(L)
F 9	14	at Chicago49	(L)
F 10	28	at Wheaton37	(L)
F 14	31	Oberlin25	(W)
F 16	7	at Indiana38	(L)
F 17	22	at Purdue48	(L)
F 24	24	Chicago21	(W)
F 28	25	Minnesota27	(L)
M 3	32	Wisconsin35	(L)

Big Ten: 4th place

HEAD COACH F.L. PINCKNEY

(1 YEAR, 1-10, .091)

Pinckney took over the coaching reins for a year in 1907. There was promise for a good season after the solid start the program had made in 1906. More than 100 men tried out for the team. Pinckney found at least three freshmen he thought would help the team and placed them on the varsity squad. However, the Western Conference Committee declared the three ineligible, leaving Pinckney with a much depleted team and Illinois with its worst record ever. The decision to make the freshmen ineligible gave Pinckney the same problem Brown faced the year before - turning out a winning team with limited talent.

1906-07 (1-10, 0-8)

Coach: F.L. Pinckney

Captain: H.V. Juul

Lineup: f Ryan, f Stewart, c Westfall, g Dadant, g Cermack, g Juul

O 15	38	at Peoria Y.M.C.A.19	(W)
J 2	26	at Chicago Y.M.C.A.31	(L)
I 12	27	Purdue32	(L)
J 19	16	Wisconsin22	(L)
J 31	3	at Minnesota42	(L)
F 1	13	at Wisconsin47	(L)
F 2	20	at Chicago53	(L)
F 15	13	at Wabash50	(L)

F 16	18	at Purdue45	(L)
F 23	20	Chicago35	(L)
M 1	29	Minnesota36	(L)

Big Ten: 5th place

HEAD COACH FLETCHER LANE

(1 YEAR, 20-6, .769)



Fletcher Lane's was Illinois' third coach, but lasted just one season. His 20-6 team of 1908 benefited from a long Southern trip in which the team beat several YMCA and club teams from Tennessee, Texas, Alabama, and Georgia. The club was billed as a closely-knit group, due in part to the long trip. The players, however, did not appear to appreciate Lane's coaching style. M.G. Dadant, the 1908 captain wrote, "Handicapped as they were by

the lack of any competent coaching, the players went through the season in perfect harmony, each one relinquishing any personal feelings that the team might be better as a whole."

1907-08 (20-6, 6-5)

Coach: Fletcher Lane

Captain: M.G. Dadant

Lineup: f Penn, f Popperfuss, c Brundage, g Thompson, g Dadant

O 19	33	at Decatur Y.M.C.A.28	(W)
O 20	36	Washington University25	(W)
O 21	92	at Cairo Athletic Club14	(W)
O 23	56	at Memphis Y.M.C.A.8	(W)
O 25	41	at Ft. Worth Y.M.C.A.25	(W)
O 25	32	at Ft. Worth Y.M.C.A.20	(W)
O 26	58	at Waco Y.M.C.A.20	(W)
O 27	36	at Temple Y.M.C.A.17	(W)
O 28	41	at Galveston Y.M.C.A.21	(W)
O 30	34	at Beaumont Y.M.C.A.17	(W)
J 1	22	at Mobile Y.M.C.A.21	(W)
J 2	31	at Columbus Y.M.C.A.30	(W)
J 2	21	at Montgomery Y.M.C.A.31	(L)
J 3	46	at Birmingham A.C.24	(W)
J 4	35	Rose Poly (at Terre Haute, Ind.)26	(W)
J 11	24	at Purdue23	(W)
J 18	20	Wisconsin28	(L)
J 25	39	Indiana12	(W)
F 8	21	Chicago35	(L)
F 14	36	at Iowa46	(L)
F 15	16	at Minnesota15	(W)
F 29	38	Purdue15	(W)
M 6	17	at Chicago42	(L)
M 7	18	at Northwestern13	(W)
M 9	14	at Wisconsin27	(L)
M 12	22	Minnesota20	(W)

Big Ten: 3rd place

(Note: All Big Ten Conference games in bold; Illinois score listed on the left; lineup includes regular starters.)

HEAD COACH H. V. JUUL

(2 YEARS, 12-10, .545)



H. V. Juul became the first Illinois basketball coach to stay for more than one year. He also became the first former Fighting Illini player to head the Illinois basketball program and was captain of the 1907 squad. After leading Illinois to a 12-10 record over two years, he departed to become a professional baseball player, enjoying stints with the Chicago Cubs and Cincinnati Reds. Juul was the son of a former Illinois Congressman and, prior to his death in 1928, was a committeeman in the 35th Ward in Chicago as well as campaign director for the Republican Party headquarters at the Morrisson Hotel in Chicago.

1908-09 (7-6, 5-6)

Coach: H.V. Juul

Captain: H.J. Popperfuss

Lineup: f Watson, f Popperfuss, c Poston, g Rennacker, g Bernstein, g Thompson

O 22	93	at Shelbyville Business College19	(W)
O 23	47	at Mt. Vernon25	(W)
J 9	30	Indiana2	(W)
I 16	28	Wisconsin19	(W)
J 22	17	at Minnesota18	(L)
J 23	10	at Wisconsin20	(L)
F 10	21	Minnesota20	(W)
F 13	15	Chicago17	(L)
F 17	24	Purdue18	(W)
F 26	10	at Chicago23	(L)
F 27	35	at Northwestern4	(W)
M 5	20	at Purdue28	(L)
M 6	13	at Indiana23	(L)

Big Ten: 4th place

1909-10 (5-4, 5-4)

Coach: H.V. Juul

Captain: Carl Watson

Lineup: f Hall, f Popperfuss, c Watson, g Bernstein, g Thompson

I 15	16	at Wisconsin28	(L)
J 21	34	Wisconsin14	(W)
I 29	33	Purdue17	(W)
F 5	30	Indiana20	(W)
F 8	11	Chicago21	(L)
F 26	24	at Chicago15	(W)
M 4	10	at Purdue28	(L)
M 5	26	at Indiana12	(W)
M 9	9	Minnesota22	(L)

Big Ten: 4th place

YEAR-BY-YEAR RECORDS

HEAD COACH T.E. THOMPSON

(2 YEARS, 14-14, .500)



T. E. Thompson also had a two-year career as head basketball coach at Illinois, compiling a 14-14 record. Thompson claimed, at the time, to be the only player in Western Conference history to have played five years of collegiate basketball. He was at Northwestern for one year before playing at Illinois for four additional seasons. In addition to his duties as basketball coach at Illinois in 1911-12, he also served as Athletic Director George Huff's only assistant in

the athletic department, doubling as the school's general manager of athletics and as ticket manager. After leaving the university, he founded The Thomas Thompson Company in Highland Park, Ill., a manufacturer of enamel products.

1910-11 (6-6, 6-5)

Coach: T.E. Thompson

Captain: L.S. Bernstein

Lineup: f Bernstein, f Poston, c Leo, g White, g Woolston

D 31	19	at Evanston Y.M.C.A.	28	(L)
J 7	32	Indiana	22	(W)
J 14	17	Chicago	23	(L)
J 20	18	at Minnesota	17	(W)
J 21	17	at Wisconsin	20	(L)
J 28	29	Purdue	33	(L)
F 17	14	at Indiana	19	(L)
F 18	25	at Purdue	15	(W)
F 24	18	at Chicago	19	(L)
F 25	26	at Northwestern	15	(W)
M 2	22	Minnesota	12	(W)
M 11	21	Wisconsin	18	(W)

Big Ten: 4th place

1911-12 (8-8, 4-8)

Coach: T.E. Thompson

Captain: W.H. Woolston


Lineup: f Hall, f Dahringer, f Gates, c Leo, g White, g Woolston

D 16	48	Millikin	8	(W)
D 29	43	at Evanston Reds	8	(W)
D 30	37	at Evanston Reds	7	(W)
J 5	44	Illinois Wesleyan	12	(W)
J 12	16	at Minnesota	22	(L)
J 14	10	at Wisconsin	27	(L)
J 20	21	Chicago	22	(L)
J 27	20	Purdue	35	(L)
F 6	14	at Purdue	28	(L)
F 7	24	at Indiana	25	(L)
F 10	13	Minnesota	10	(W)
F 23	41	Indiana	16	(W)
M 2	25	Northwestern	10	(W)
M 8	12	at Chicago	17	(L)
M 9	30	at Northwestern	19	(W)
M 15	15	Wisconsin	23	(L)

Big Ten: 5th place

HEAD COACH RALPH JONES

(8 YEARS, 85-34, .714)



After arriving at Illinois from Purdue, Ralph Jones left an impressive legacy behind in Champaign. Besides coaching freshman football and baseball during his tenure at Illinois, he was credited by some with originating the fast break in basketball. After leading the Fighting Illini to one outright crown and the sharing of one other conference championship, Jones left to coach at Lake Forest Academy. In addition, Jones was head coach of the Chicago Bears

from 1930-33, where, among other achievements, he was credited with the revival of the T-formation and the use of a man in motion to throw off the defense.

1912-13 (10-6, 7-6)

Coach: Ralph R. Jones

Captain: H.W. Dahringer

Lineup: f Kircher, f Dahringer, f Williford, g White, g Duner, g Hoffman

D 20	18	Wesleyan	13	(W)
J 4	27	at Decatur Y.M.C.A.	13	(W)
J 6	52	Rose Poly Tech.	14	(W)
J 11	15	Wisconsin	16	(L)
J 21	22	Purdue	18	(W)
J 28	35	Iowa	9	(W)
F 8	19	Minnesota	12	(W)
F 14	23	Northwestern	22	(W)
F 21	13	at Wisconsin	18	(L)
F 22	10	at Minnesota	10	(W)
F 26	12	Chicago	19	(L)
M 1	29	Indiana	12	(W)
M 7	11	at Purdue	12	(L)
M 8	23	at Indiana	17	(W)
M 14	16	at Chicago	21	(L)
M 15	18	at Northwestern	20	(L)

Big Ten: 5th place

1913-14 (9-4, 7-3)

Coach: Ralph R. Jones

Captain: E. A. Williford

Lineup: f Kircher, f Williford, c Bane, g Crane, g Duner

D 18	19	Millikin	10	(W)
J 2	46	Riverside (at LaGrange)	17	(W)
J 3	20	at Evanston Reds	24	(L)
J 6	35	Indiana	6	(W)
J 10	25	Wisconsin	26	(L)
J 17	26	Purdue	20	(W)
J 20	11	Chicago	12	(L)
J 23	18	Minnesota	16	(W)
F 6	30	at Purdue	25	(W)
F 7	31	at Indiana	15	(W)
F 14	35	Northwestern	15	(W)



Ralph Jones' 1916-17 squad won the second men's basketball Big Ten Championship in school history with a 10-2 conference mark.

F 20	16	at Wisconsin	29	(L)
F 21	26	at Minnesota	11	(W)

Big Ten: 4th place

1914-15 (16-0, 12-0) NATIONAL CHAMPIONS

Coach: Ralph R. Jones

Captain: Sven Duner

Lineup: f Alwood, f Williford, f Ralf Woods, c Bane, g Duner, g Ray Woods

D 8	52	Arkansas A.C.	6	(W)
D 12	50	Illinois Wesleyan	9	(W)
D 18	19	at Millikin	16	(W)
J 2	27	at Peoria Tigers	14	(W)
J 11	34	Indiana	13	(W)
J 16	27	Purdue	8	(W)
J 23	24	Ohio State	17	(W)
J 26	20	at Indiana	4	(W)
F 8	39	Wisconsin	19	(W)
F 13	19	at Wisconsin	17	(W)
F 15	20	at Minnesota	10	(W)
F 23	20	Chicago	12	(W)
F 27	22	at Purdue	15	(W)
M 1	26	at Ohio State	19	(W)
M 6	19	at Chicago	18	(W)
M 8	26	Minnesota	11	(W)

Big Ten: 1st place

1915-16 (13-3, 9-3)

Coach: Ralph R. Jones

Captain: Ray Woods

Lineup: f Otto, f Ralf Woods, f Elwell, c Alwood, g Ray Woods, g Applegran

D 13	36	Millikin	16	(W)
D 17	34	at Millikin	19	(W)
J 1	25	at Illinois Wesleyan	18	(W)
J 4	24	Wabash	16	(W)
J 11	22	Purdue	11	(W)
J 15	21	Ohio State	10	(W)
J 22	27	Wisconsin	20	(W)
F 9	30	at Chicago	17	(W)
F 12	21	Northwestern (OT)	23	(L)
F 19	14	at Wisconsin	34	(L)
F 21	27	at Minnesota	22	(W)
F 26	31	Chicago	13	(W)
F 29	16	at Northwestern	25	(L)
M 4	29	at Purdue	19	(W)
M 6	28	at Ohio State	22	(W)
M 13	20	Minnesota	9	(W)

Big Ten: 2nd place (1)

1916-17 (13-3, 10-2)

Coach: Ralph R. Jones

Captain: C.G. Alwood

Lineup: f Felmley, f McKay, f Ralf Woods, c Alwood, g Ray Woods, g Halas

D 9	38	at Millikin	18	(W)
D 15	26	Wabash	28	(L)
D 18	38	Millikin	16	(W)
J 3	52	Northwestern College	10	(W)
J 6	28	at Purdue	24	(W)
J 8	38	at Ohio State	14	(W)
J 12	45	Northwestern	17	(W)
J 16	20	Chicago	10	(W)
J 20	14	at Wisconsin	25	(L)
J 22	11	at Minnesota	20	(L)
F 3	19	at Chicago	16	(W)
F 5	34	Ohio State	21	(W)
F 10	18	Minnesota	17	(W)
F 17	27	Purdue	16	(W)
F 24	20	Wisconsin	17	(W)
M 2	21	at Northwestern	12	(W)

Big Ten: 1st place (1)

YEAR-BY-YEAR RECORDS

1917-18 (9-6, 6-6)

Coach: Ralph R. Jones

Captains: George S. Halas, E.W. Anderson

Lineup: f Anderson, f Mittleman, c Probst,
c Taylor, g Halas, g Ingwersen

D 15	40	Millikin	13	(W)
D 19	31	at Millikin	13	(W)
J 5	24	Wabash	9	(W)
J 9	27	Purdue	17	(W)
J 14	28	Minnesota	17	(W)
J 19	21	Wisconsin	22	(L)
F 2	19	at Chicago	23	(L)
F 9	38	Northwestern	22	(W)
F 11	35	Ohio State	21	(W)
F 16	26	at Purdue	29	(L)
F 18	26	at Ohio State	23	(W)
F 23	15	at Wisconsin	23	(L)
F 25	22	at Minnesota	35	(L)
M 2	14	at Northwestern	29	(L)
M 6	20	Chicago	17	(W)

Big Ten: 4th place (t)

1918-19 (6-8, 5-7)

Coach: Ralph R. Jones

Captain: B.A. Ingwersen

Lineup: f Fletcher, f Ingwersen, f Mittleman,
c Wilson, g Kopp, g Taylor

J 3	26	Great Lakes	28	(L)
J 10	37	Millikin	17	(W)
J 18	13	Purdue	16	(L)
J 20	25	Ohio State	20	(W)
J 25	25	at Wisconsin	15	(W)
J 27	17	at Minnesota	36	(L)
F 1	27	at Michigan	23	(W)
F 8	12	at Chicago	17	(L)
F 15	16	Wisconsin	14	(W)
F 21	25	at Purdue	18	(W)
F 24	15	at Ohio State	32	(L)
M 1	15	Chicago	17	(L)
M 3	9	Minnesota	26	(L)
M 10	18	Michigan	22	(L)

Big Ten: 5th place

1919-20 (9-4, 8-4)

Coach: Ralph R. Jones

Captain: K.L. Wilson

Lineup: f Wilson, f Felmley, f Mee, f Taylor,
c Carney, g Vail, g Ingwersen,
g Walquist

J 5	24	Northwestern College	12	(W)
J 10	33	Purdue	31	(W)
J 12	40	Ohio State	22	(W)
J 17	31	Minnesota	19	(W)
J 24	43	Wisconsin	20	(W)
J 26	41	Michigan	14	(W)
F 7	20	at Purdue	36	(L)
F 9	35	at Ohio State	27	(W)
F 14	21	Chicago	23	(L)
F 21	29	at Wisconsin	33	(L)
F 23	26	at Minnesota	20	(W)
F 28	20	at Chicago	27	(L)
M 1	28	at Michigan	21	(W)

Big Ten: 3rd place

HEAD COACH FRANK WINTERS

(2 YEARS, 25-12, .676)



While in his two-year stint as coach of the Illinois basketball team, Frank Winters was faced with having only a handful of veteran players available and was forced into installing an entirely new system of play. His 25-12 record in two years was a testament to the way Winters made negatives into positives. Upon arriving as head coach in the fall of 1920, he inherited a team whose best player, Chuck Carney, had just severely injured his knee in the last football game. Nonetheless, the team went on to an 11-7 record and improved to 14-5 in the 1922 campaign.

1920-21 (11-7, 7-5)

Coach: Frank J. Winters

Captain: C.W. Vail

Lineup: f Walquist, f Carney, f Hellstrom,
c Reitsch, g Vail, g Sabog, g Collins

D 18	24	Millikin	29	(L)
D 20	32	at Illinois Normal	21	(W)
J 1	25	Nebraska	30	(L)
J 3	26	Nebraska	24	(W)
J 10	42	Illinois Normal	17	(W)
J 14	26	at Millikin	20	(W)
J 18	33	Chicago	29	(W)
J 22	18	at Wisconsin	23	(L)
J 24	23	at Minnesota	22	(W)
F 5	39	at Purdue	26	(W)
F 7	46	Ohio State	11	(W)
F 12	24	Minnesota	20	(W)
F 19	17	Wisconsin	9	(W)
F 22	19	Purdue	29	(L)
F 26	18	at Michigan	24	(L)
F 28	35	at Ohio State	32	(W)
M 5	26	at Chicago	29	(L)
M 7	26	Michigan	28	(L)

Big Ten: 4th place (t)

1921-22 (14-5, 7-5)

Coach: Frank J. Winters

Captain: C.R. Carney

Lineup: f Popken, f Potter, f Carney, c Roettger,
g Walquist, g Sabo

D 16	35	Illinois Wesleyan	19	(W)
D 17	32	Knox	24	(W)
D 30	33	Millikin	20	(W)
J 2	49	Notre Dame	38	(W)
J 3	40	Notre Dame	27	(W)
J 7	30	Butler	28	(W)
J 14	48	at Ohio State	36	(W)
J 16	20	Michigan	17	(W)
J 19	34	at Millikin	33	(W)
F 4	16	at Chicago	22	(L)
F 7	29	Purdue	28	(W)
F 10	23	at Wisconsin	25	(L)
F 11	29	at Minnesota	28	(W)
F 18	28	Minnesota	18	(W)
F 20	41	Ohio State	22	(W)
F 25	16	at Michigan	42	(L)
F 27	37	Wisconsin	35	(W)
M 3	25	Chicago	26	(L)
M 7	31	at Purdue	39	(L)

Big Ten: 4th place (t)

HEAD COACH J. CRAIG RUBY

(14 YEARS, 148-95, .609)



J. Craig Ruby was known as one of the great basketball tacticians of his time. He and legendary Kansas coach Phog Allen actively campaigned together for higher baskets to offset the advantage of tall centers. Ruby alone advocated the elimination of the dribble to do away with stalling, and wanted the hoop enlarged to 20 inches in diameter rather than the standard 18. Ruby's second season at Illinois produced a tie for the Big Ten Championship in

1924, but it was not until 1935 that he could lead his team to tie for top conference honors again.

1922-23 (9-6, 7-5)

Coach: J. Craig Ruby

Captain: E.N. Hellstrom

Lineup: f Potter, f Roettger, f Hellstrom,
c Stilwell, g Popken, g Lipe

D 16	29	Washington University	14	(W)
D 21	41	Notre Dame	38	(W)
D 2	25	Butler	29	(L)
J 8	36	at Ohio State	31	(W)
J 13	31	Indiana	22	(W)
J 16	13	at Michigan	30	(L)
J 20	20	Purdue	24	(L)
F 2	24	at Minnesota	21	(W)
F 7	20	Chicago	18	(W)
F 12	24	at Indiana	31	(L)
F 17	28	at Purdue	26	(W)
F 19	25	Minnesota	18	(W)
F 24	20	at Chicago	24	(L)
F 26	20	Michigan	27	(L)
M 5	37	Ohio State	21	(W)

Big Ten: 4th place (t)

1923-24 (11-6, 8-4)

Coach: J. Craig Ruby

Captain: G.E. Potter

Lineup: f Karnes, f Potter, f Mauer, c Stilwell,
g Lipe, g Popken

D 12	28	Depauw	29	(L)
D 15	15	Washington University	17	(L)
D 21	16	Iowa State	12	(W)
J 2	29	Notre Dame	21	(W)
J 5	20	at Minnesota	36	(L)
J 12	27	at Ohio State	24	(W)
J 14	23	at Michigan	24	(L)
J 17	38	Northwestern	18	(W)
F 5	28	Butler	27	(W)
F 11	22	Ohio State	25	(L)
F 16	12	at Wisconsin	13	(L)
F 23	26	at Iowa	14	(W)
F 25	31	Wisconsin	20	(W)
F 29	38	Iowa	19	(W)
M 4	36	at Northwestern	35	(W)
M 8	23	Michigan	20	(W)
M 10	31	Minnesota	19	(W)

Big Ten: 1st place (t)

YEAR-BY-YEAR RECORDS

1924-25 (11-6, 8-4)

Coach: J. Craig Ruby

Captain: J.W. Mauer

Lineup: f Daugherity, f Karnes, c Martin, g Lipe, g Mauer, g Haines

D 13	27	DePauw	23	(W)
D 19	36	Washington University	19	(W)
D 30	22	at Butler	24	(L)
J 5	36	Kentucky	26	(W)
J 10	27	at Chicago	16	(W)
J 14	27	at Northwestern	16	(W)
J 17	34	Indiana	24	(W)
J 24	23	Iowa	15	(W)
F 7	18	at Notre Dame	29	(L)
F 12	30	Northwestern	20	(W)
F 14	19	Chicago	15	(W)
F 21	35	Wisconsin	25	(W)
F 23	24	at Indiana	30	(L)
F 27	25	at Iowa	33	(L)
M 2	18	at Purdue	34	(L)
M 6	37	Purdue	27	(W)
M 9	9	at Wisconsin	24	(L)

Big Ten: 3rd place (t)

1925-26 (9-8, 6-6)

Coach: J. Craig Ruby

Captain: L.M. Haines

Lineup: f Daugherity, f Martin, f Lipe, c Mauer g Reynolds, g Haines

D 12	23	Butler	22	(W)
D 19	16	at Drake	20	(L)
D 21	33	at Ames	14	(W)
J 4	30	Kansas Aggies	29	(W)
J 11	17	Minnesota	8	(W)
J 16	18	at Ohio State	30	(L)
J 18	31	at Michigan	29	(W)
J 23	14	at Chicago	19	(L)
F 6	14	Notre Dame	26	(L)
F 10	29	Purdue	28	(W)
F 13	35	Ohio State	31	(W)
F 19	21	at Indiana	20	(W)
F 22	24	Chicago	16	(W)
F 26	24	Michigan	33	(L)
M 1	23	at Purdue	28	(L)
M 6	25	Indiana	28	(L)
M 8	21	at Minnesota	28	(L)

Big Ten: 5th place (t)

1926-27 (10-7, 7-5)

Coach: J. Craig Ruby

Captain: R.S. Daugherity

Lineup: f Daugherity, f Dorn, f Greene, c Lindsay, g McKay, g Reynolds

O 11	37	Bradley	24	(W)
D 17	22	Coe	28	(L)
D 20	34	Drake	26	(W)
D 30	36	North Dakota	28	(W)
J 3	27	at Minnesota	13	(W)
J 8	27	at Northwestern	23	(W)
J 15	28	at Ohio State	29	(L)
J 17	24	at Michigan	25	(L)
J 22	40	Iowa	33	(W)
F 2	30	Butler	32	(L)
F 5	36	Minnesota	27	(W)
F 7	43	Ohio State	30	(W)
F 12	24	at Iowa	26	(L)
F 16	46	Northwestern	32	(W)
F 25	26	Michigan	30	(L)
F 28	32	Wisconsin	28	(W)
M 5	13	at Wisconsin	39	(L)

Big Ten: 4th place (t)



The 1923-24 squad tied for the Big Ten Championship.

1927-28 (5-12, 2-10)

Coach: J. Craig Ruby

Captain: Everett Olson

Lineup: f Dorn, f Drew, c Solyom, g Mills, g Deimling

O 10	22	Knox	18	(W)
O 17	41	Bradley	35	(W)
D 27	23	at Washington	34	(L)
D 29	34	at Washington	24	(W)
O 30	26	at Washington	32	(L)
J 7	24	Purdue	30	(L)
J 13	30	at Iowa	36	(L)
J 16	34	at Wisconsin	33	(W)
J 21	29	at Indiana	44	(L)
F 8	32	Northwestern	20	(W)
F 14	14	at Purdue	40	(L)
F 17	26	at Chicago	52	(L)
F 24	27	Iowa	41	(L)
M 1	31	at Northwestern	39	(L)
M 3	18	Chicago	19	(L)
M 6	23	Indiana	27	(L)
M 9	22	Wisconsin	32	(L)

Big Ten: 9th place (t)

1928-29 (10-7, 6-6)

Coach: J. Craig Ruby

Captain: E. F. Dorn

Lineup: f Harper, f Dorn, f Drew, c May, g Mills, g Hill

D 10	46	Bradley	29	(W)
D 15	44	Lombard	22	(W)
D 20	28	North Dakota	27	(W)
D 31	38	Washington University	29	(W)
J 5	24	at Purdue	33	(L)
J 8	20	Indiana	16	(W)
J 12	22	at Ohio State	27	(L)
J 14	17	at Michigan	21	(L)
J 19	22	Chicago	19	(W)
F 4	28	Butler	33	(L)
F 9	33	at Chicago	29	(W)
F 11	35	at Minnesota	32	(W)
F 16	30	Ohio State	35	(L)
F 18	27	Michigan	24	(W)
F 23	22	at Indiana	32	(L)
M 2	23	Purdue	37	(L)
M 4	32	Minnesota	27	(W)

Big Ten: 5th place (t)

1929-30 (8-8, 7-5)

Coach: J. Craig Ruby

Captain: D.R. Mills

Lineup: f E. Kamp, f Harper, c May, g Fencil, g Mills, g R. Kamp

O 14	22	Bradley	30	(L)
O 19	30	Washington University	19	(W)
D 23	26	DePauw	28	(L)
J 2	18	at Butler	28	(L)
J 6	19	Ohio State	15	(W)
J 13	24	at Michigan	18	(W)
J 18	9	at Wisconsin	14	(L)
F 5	28	Chicago	25	(W)
F 8	21	at Minnesota	26	(L)
F 10	30	at Northwestern	24	(W)
F 15	26	Minnesota	22	(W)
F 17	26	at Ohio State	16	(W)
F 22	32	Northwestern	34	(L)
F 24	17	Wisconsin	23	(L)
M 1	30	Michigan	17	(W)
M 5	22	at Chicago	35	(L)

Big Ten: 4th place (t)

1930-31 (12-5, 7-5)

Coach: J. Craig Ruby

Captain: Charles B. Harper

Lineup: f E. Kamp, f Harper, f Fencil, c May, g R. Kamp, g Owen

D 8	27	DePauw	15	(W)
O 13	23	Carleton	11	(W)
O 19	40	Miami	17	(W)
O 22	28	Wabash	13	(W)
J 1	28	at Bradley	17	(W)
J 5	9	Wisconsin	12	(L)
J 10	15	at Purdue	30	(L)
J 12	27	Northwestern	29	(L)
J 17	34	Indiana	35	(L)
J 24	20	at Wisconsin	30	(L)
F 10	26	Purdue	22	(W)
F 14	26	at Iowa	23	(W)
F 16	35	at Northwestern	28	(W)
F 21	45	Chicago	22	(W)
F 23	39	at Indiana	25	(W)
F 28	31	Iowa	13	(W)
M 2	36	at Chicago	30	(W)

Big Ten: 5th place

YEAR-BY-YEAR RECORDS

1931-32 (11-6, 7-5)

Coach: J. Craig Ruby

Captain: E. B. Kamp

Lineup: f R. Kamp, f Bartholomew, c Bennett, g E. Kamp, g Owen

O 12	31	St. Louis17	(W)
O 18	35	Miami-Ohio19	(W)
O 20	17	Butler22	(L)
J 1	44	Cornell23	(W)
J 4	28	Ohio State29	(L)
J 9	28	Purdue21	(W)
J 11	30	at Indiana22	(W)
J 18	16	at Michigan28	(L)
J 23	30	Chicago20	(W)
F 9	29	Bradley21	(W)
F 13	26	at Ohio State29	(L)
F 15	23	at Minnesota15	(W)
F 20	29	Michigan23	(W)
F 27	26	at Minnesota27	(L)
F 29	19	at Purdue34	(L)
M 5	41	at Chicago20	(W)
M 7	33	Indiana32	(W)

Big Ten: 5th place

1932-33 (11-7, 6-6)

Coach: J. Craig Ruby

Captain: W.B. Owen

Lineup: f Froschauer, f Bennett, c Hellmich, g A.C. Kamm, Owen

O 10	26	Bradley21	(W)
O 17	24	Wabash34	(L)
O 21	36	at Missouri24	(W)
O 30	26	North Dakota24	(W)
J 3	39	Detroit28	(W)
J 7	27	Northwestern25	(W)
J 9	22	Michigan17	(W)
J 14	30	at Michigan35	(L)
J 16	22	at Ohio State33	(L)
J 21	27	at Northwestern30	(L)
F 7	26	St. Louis19	(W)
F 11	38	Wisconsin25	(W)
F 13	29	Ohio State31	(L)
F 18	26	at Minnesota22	(W)
F 20	29	at Wisconsin15	(W)
F 25	28	Minnesota30	(L)
F 27	27	at Iowa30	(L)
M 4	44	Iowa16	(W)

Big Ten: 5th place (t)

1933-34 (13-6, 7-5)

Coach: J. Craig Ruby

Captain: H. Hellmich

Lineup: f Froschauer, f Fencf, f A.J. Kamm, c Helmlich, g A.C. Kamm, g Benyon

O 10	21	St. Louis22	(L)
O 16	37	Illinois Wesleyan19	(W)
O 22	40	at Washington University36	(W)
O 29	21	at Knox18	(W)
O 30	37	at Augustana26	(W)
J 3	31	Missouri27	(W)
J 7	20	Wisconsin17	(W)
J 8	21	at Purdue36	(L)
J 13	32	at Chicago26	(W)
J 15	14	at Iowa36	(L)
J 20	34	Northwestern20	(W)
F 6	38	Bradley26	(W)
F 10	28	Indiana25	(W)
F 12	42	Chicago21	(W)
F 17	22	at Wisconsin28	(L)
F 19	25	at Northwestern32	(L)
F 24	24	at Indiana36	(L)
F 26	35	Iowa31	(W)
M 5	27	Purdue26	(W)

Big Ten: 4th place

1934-35 (15-5, 9-3)

Coach: J. Craig Ruby

Captain: Frank Froschauer

Lineup: f Froschauer, f Guttschow, c Dehner, c Riegel, g Henry, g Combes, g Beynon

O 10	55	Bradley25	(W)
O 10	26	DePaul29	(L)
O 14	30	Wabash27	(W)
O 21	35	at Washington University18	(W)
O 22	33	St. Louis22	(W)
O 29	24	at Butler39	(L)
J 1	35	at Wabash28	(W)
J 5	28	Indiana32	(L)
J 7	37	Purdue36	(W)
J 12	44	at Ohio State23	(W)
J 14	29	at Indiana42	(L)
J 19	34	Michigan22	(W)
F 5	27	Notre Dame26	(W)
F 9	43	at Chicago36	(W)
F 16	27	at Purdue35	(L)
F 18	44	Ohio State36	(W)
F 23	38	at Minnesota34	(W)
F 25	39	Chicago29	(W)
M 2	41	Minnesota29	(W)
M 4	36	at Michigan22	(W)

Big Ten: 1st place (t)

1935-36 (13-6, 7-5)

Coach: J. Craig Ruby

Captain: Howard J. Braun


Lineup: f Combes, f Benham, f Vopicka, c Riegel, g Henry, g Braun

O 7	35	St. Louis27	(W)
O 11	40	Wabash22	(W)
O 17	47	DePaul14	(W)
O 20	26	at DePaul24	(W)
O 28	48	at Knox31	(W)
O 30	42	California17	(W)
J 4	26	at Iowa27	(L)
J 6	42	at Minnesota19	(W)
J 11	29	at Wisconsin27	(W)
J 13	13	Ohio State18	(L)
J 18	28	Northwestern40	(L)
F 5	23	at Notre Dame33	(L)
F 10	36	Iowa14	(W)
F 15	36	Wisconsin20	(W)
F 17	39	at Northwestern38	(W)
F 22	35	Minnesota33	(W)
F 24	37	Michigan42	(L)
F 29	30	at Ohio State20	(W)
M 2	22	at Michigan35	(L)

Big Ten: 3rd place (t)

HEAD COACH DOUG MILLS

(11 YEARS, 151-66, .696)



Doug Mills was not only an extremely successful basketball coach at Illinois, but one of the University's most prolific and long-standing administrators. He began his association with Fighting Illini athletics as a standout in both football and basketball in the late 1920s. Mills became the first Illinois head basketball coach to lead his squad to three Big Ten crowns. Also included in his 11-year coaching tenure was the formation of the legendary "Whiz Kids" team of 1942 and '43. That team won back-to-back Big Ten crowns. After retiring from the

coaching ranks in 1947, Mills retained his position as athletic director until 1966.

1936-37 (14-4, 10-2)

Coach: Douglas R. Mills

Captain: Robert W. Riegel

Lineup: f Boudreau, f Combes, c Riegel, g Nisbet, g Vopicka, g Henry

O 8	51	Carroll34	(W)
O 12	44	DePaul24	(W)
O 19	44	Notre Dame29	(W)
O 23	25	at DePaul31	(L)
O 30	43	at Bradley33	(W)
J 4	38	Northwestern47	(L)
J 9	31	at Wisconsin28	(W)
J 11	40	Indiana31	(W)
J 16	42	Iowa28	(W)
J 18	38	at Purdue37	(W)
J 23	28	Chicago22	(W)
F 6	33	at Notre Dame41	(L)
F 13	34	at Chicago26	(W)
F 15	34	Purdue51	(L)
F 20	42	at Indiana25	(W)
F 22	48	Wisconsin31	(W)
F 27	40	at Iowa29	(W)
M 6	32	at Northwestern26	(W)

Big Ten: 1st place (t)



The 1934-35 Illini posted a 9-3 conference mark to bring home the Big Ten Championship.

MEDIA TRADITION RECORDS REVIEW ILLINI COACHES ILLINOIS BASKETBALL

YEAR-BY-YEAR RECORDS



Doug Mills' 1936-37 team won the Big Ten Championship in his first year as the head coach.

1937-38 (9-9, 4-8)

Coach: Douglas R. Mills

Captain: Louis Boudreau

Lineup: Boudreau, Frank, Hapac, Dehner, Wardley, Nisbet, Handlon

D 7	48	Carroll25	(W)
D 11	43	at Augustana27	(W)
D 15	57	Washington University24	(W)
D 18	60	at St. John's45	(W)
O 20	38	at Temple51	(L)
O 28	33	Notre Dame32	(W)
I 4	46	at Indiana (OT)51	(L)
J 8	37	at Michigan45	(L)
J 10	51	Purdue43	(W)
J 15	50	Chicago34	(W)
J 17	29	Minnesota41	(L)
J 22	26	at Ohio State46	(L)
F 7	13	at Purdue23	(L)
F 12	23	at Minnesota28	(L)
F 19	42	Ohio State34	(W)
F 21	39	at Chicago43	(L)
F 28	36	Michigan32	(W)
M 4	35	Indiana45	(L)

Big Ten: 8th place (t)

1938-39 (14-5, 8-4)

Coach: Douglas R. Mills

Captain: Tom Nisbet

Lineup: Hapac, Nisbet, Dehner, Handlon, Frank, Drish

D 10	49	Washington University31	(W)
D 17	61	North Dakota33	(W)
D 21	49	Connecticut State23	(W)
D 27	60	at Manhattan41	(W)
D 29	28	at Villanova22	(W)
J 3	35	Cornell34	(W)
J 7	30	Michigan20	(W)
J 9	28	Indiana29	(L)
J 14	43	at Chicago33	(W)
J 16	45	Ohio State31	(W)
J 21	37	at Wisconsin34	(W)
J 23	33	at Minnesota35	(L)
F 3	24	Notre Dame38	(L)
F 6	34	Iowa26	(W)
F 11	30	at Purdue34	(L)
F 13	35	at Michigan28	(W)
F 20	35	Purdue26	(W)
F 25	34	at Northwestern36	(L)
F 27	49	at Chicago26	(W)

Big Ten: 3rd place

1939-40 (14-6, 7-5)

Coach: Douglas R. Mills

Captain: William J. Hapac

Lineup: Hapac, Drish, Shapiro, Evers, Wukovits, Frank

D 6	37	Monmouth19	(W)
D 6	60	Wabash21	(W)
D 15	46	Carleton15	(W)
D 18	41	Princeton25	(W)
D 27	42	Notre Dame29	(W)
D 29	37	at Drake32	(W)
J 1	37	at Butler18	(W)
J 6	36	at Indiana38	(L)
J 8	34	Chicago33	(W)
J 13	31	at Ohio State37	(L)
J 15	48	at Michigan43	(W)
F 3	40	at Notre Dame58	(L)
F 10	60	Minnesota31	(W)
F 12	35	Northwestern33	(W)
F 17	27	at Purdue33	(L)
F 19	37	Wisconsin35	(W)
F 24	51	Michigan28	(W)
F 26	42	at Chicago40	(W)
M 2	47	at Iowa62	(L)
M 4	31	Purdue34	(L)

Big Ten: 4th place (t)

1940-41 (13-7, 7-5)

Coach: Douglas R. Mills

Captain: John W. Drish

Lineup: Shapiro, Mathison, Wukovits, Richmond, Drish

D 6	38	Georgia34	(W)
D 20	41	Pittsburgh43	(L)
D 23	41	at Notre Dame39	(W)
D 26	56	at Manhattan40	(W)
D 28	41	at Temple42	(L)
D 31	40	at Marquette32	(W)



The 1941-42 Big Ten Championship was the first of two for the team that would come to be known as the "Whiz Kids."

J 2	45	Kansas State29	(W)
J 6	49	Purdue34	(W)
J 11	38	Indiana48	(L)
J 13	47	Michigan41	(W)
J 18	42	at Northwestern41	(W)
J 29	53	University of Mexico30	(W)
F 3	29	at Purdue46	(L)
F 8	38	at Minnesota50	(W)
F 10	55	at Chicago29	(L)
F 15	30	at Wisconsin46	(L)
F 17	56	Iowa53	(W)
F 22	31	at Michigan47	(L)
F 24	53	Ohio State36	(W)
M 1	52	Chicago33	(W)

Big Ten: 3rd place (t)

1941-42 (18-5, 13-2)

Coach: Douglas R. Mills

Captain: William Hocking

Lineup: f Smiley, f Menke, c Mathison, c Wukovits, g Phillip, g Vance

D 9	45	Marquette43	(W)
D 13	38	Chanute Field40	(L)
D 17	52	Butler50	(W)
D 20	49	at Detroit34	(W)
D 23	48	Notre Dame29	(W)
D 30	39	Harvard33	(W)
J 3	55	at Wisconsin40	(W)
J 10	44	at Michigan40	(W)
J 12	58	at Ohio State49	(W)
J 17	54	Chicago26	(W)
J 19	42	Iowa35	(W)
I 24	49	Minnesota36	(W)
F 7	41	Northwestern33	(W)
F 9	36	at Indiana41	(L)
F 14	52	Michigan29	(W)
F 16	41	at Minnesota37	(W)
F 21	48	Ohio State31	(W)
F 23	45	Wisconsin43	(W)
F 28	63	at Northwestern49	(W)
M 2	32	at Iowa46	(L)
M 7	34	Purdue32	(W)
M 20	44	Kentucky (at New Orleans)46	(L)
M 21	34	Penn State (at New Orleans)41	(L)

Big Ten: 1st place

YEAR-BY-YEAR RECORDS

1942-43 (17-1, 12-0)

Coach: Douglas R. Mills

Captain: Arthur F. Mathisen

Lineup: f Phillip, f Menke, c Mathisen,

g Smiley, g Vance

D 7	38	Detroit	.25	(W)
D 12	69	Nebraska	.27	(W)
D 14	51	Missouri	.30	(W)
D 19	57	Great Lakes	.53	(W)

D 21	31	Camp Grant (at Rockford, Ill.)	.41	(L)
J 2	38	Stanford	.26	(W)
J 9	47	Michigan	.34	(W)
J 11	52	at Wisconsin	.40	(W)
J 16	61	Iowa	.41	(W)
J 18	66	Iowa	.34	(W)
F 1	68	Northwestern	.51	(W)
F 6	60	at Ohio State	.48	(W)
F 8	50	at Ohio State	.44	(W)
F 13	56	at Minnesota	.35	(W)
F 15	67	at Minnesota	.43	(W)
F 20	50	Wisconsin	.26	(W)
F 27	86	at Northwestern	.44	(W)
M 1	92	Chicago	.25	(W)

Big Ten: 1st place (t)

1943-44 (11-9, 5-7)

Coach: Douglas R. Mills

Captain: (selected each game)

Lineup: Kirk, Judson, DeMoulin, Morton,

Delaney, Gillespie

D 4	51	Alumni	.35	(W)
D 7	56	Detroit	.25	(W)
D 11	44	Great Lakes (at Chicago)	.52	(L)
D 18	39	at Missouri	.29	(W)
D 20	43	Kentucky	.41	(W)
D 29	64	Great Lakes	.51	(W)
J 3	45	at Wisconsin	.43	(W)
J 7	38	Wisconsin	.43	(L)
J 8	45	at Michigan	.52	(L)
J 15	69	at Chicago	.32	(W)
J 21	51	at Iowa	.56	(L)
J 22	44	at Iowa	.53	(L)
F 7	40	Kentucky	.51	(L)
F 11	29	Northwestern	.42	(L)
F 12	45	at DePaul	.33	(W)
F 18	41	Ohio State	.52	(L)
F 19	53	Ohio State	.54	(L)
F 25	50	at Northwestern	.47	(W)
M 3	50	Minnesota	.32	(W)
M 4	53	Minnesota	.27	(W)

Big Ten: 6th place



The 1942-43 Big Ten Champions returned all five starters from the 1941-42 Big Ten Champs.

1944-45 (13-7, 7-5)

Coach: Douglas R. Mills

Captain: (selected each game)

Lineup: Kirk, Burmaster, Orr, Kersulis,

Delaney, Judson

D 2	64	Chanute Field	.25	(W)
D 8	44	Great Lakes (at Chicago Stadium)	.40	(W)
D 9	56	at Great Lakes	.53	(W)
D 16	43	DePaul (at Chicago Stadium)	.40	(W)
D 20	45	Great Lakes	.52	(L)
D 29	77	Nebraska	.39	(W)
J 1	56	DePaul	.63	(L)
J 6	38	Michigan	.43	(L)
J 13	55	at Michigan	.37	(W)
J 19	51	Northwestern	.42	(W)
J 26	43	Iowa	.42	(W)
F 6	58	at Chanute Field	.46	(W)
F 10	57	at Minnesota	.35	(W)
F 12	71	Indiana	.48	(W)
F 16	56	Ohio State	.41	(W)
F 19	49	Minnesota	.48	(W)
F 23	44	at Ohio State	.60	(L)
F 24	45	Northwestern (at Chicago Stadium)	.57	(L)
F 28	55	at Indiana	.65	(L)
M 3	37	at Iowa	.43	(L)

Big Ten: 3rd place

1945-46 (14-7, 7-5)

Coach: Douglas R. Mills

Captain: Walton Kirk, Jr.

Lineup: Doster, Burmaster, Mroz, Humphrey,

Rowe

D 1	52	Wright Field	.56	(L)
D 5	54	St. Louis	.46	(W)
D 8	58	Great Lakes	.41	(W)
D 8	51	Great Lakes Hospital	.23	(W)
D 11	51	Detroit	.34	(W)
D 15	46	Ohio State	.50	(L)
D 18	64	Drake	.42	(W)
D 20	62	at Nebraska	.51	(W)
D 22	39	at Iowa	.41	(L)
D 29	56	DePaul	.37	(W)
J 1	38	at Wisconsin	.31	(W)
J 5	48	at Michigan	.49	(L)
J 12	35	at Ohio State	.41	(L)
J 14	45	at Northwestern	.38	(W)
J 19	70	at Chicago	.28	(W)
J 26	42	at Great Lakes	.67	(L)
F 4	85	Chicago	.24	(W)
F 9	49	Michigan	.44	(W)
F 16	43	Northwestern	.48	(L)
F 18	72	Wisconsin	.53	(W)
F 23	57	Iowa	.51	(W)

Big Ten: 5th place (t)

1946-47 (14-6, 8-4)

Coach: Douglas R. Mills

Captain: (selected each game)

Lineup: Smiley, Green, Phillip, Menke,

Vance, Kirk

D 6	87	Cornell	.39	(W)
D 11	73	Marquette	.40	(W)
D 14	58	Pittsburgh	.31	(W)
D 16	50	Missouri (Kansas City, Mo.)	.55	(L)
D 20	58	at California	.36	(W)
D 21	35	at California	.53	(L)
D 28	72	Nebraska	.37	(W)
J 1	47	at Wisconsin	.53	(L)
J 4	94	University of Mexico	.36	(W)
J 6	31	Minnesota	.34	(L)
J 11	55	Northwestern	.40	(W)
J 13	61	Ohio State	.42	(W)
J 25	63	Wisconsin	.37	(W)
F 1	59	at Ohio State	.58	(W)
F 5	42	at Purdue	.51	(L)

F 8	45	Iowa	.36	(W)
F 15	59	Indiana	.50	(W)
F 22	52	at Northwestern	.51	(W)
F 24	45	at Michigan	.36	(W)
M 1	41	at Indiana	.48	(L)

Big Ten: 2nd place (t)

HEAD COACH HARRY COMBES

(20 YEARS, 316-150, .678)



Harry Combes only had to move across town after accepting the job as head coach at Illinois. Prior to joining the Illini, he had been head coach at Champaign High School where he posted an astounding 254-46 record, including winning the state title in 1946. Once at Illinois he won three Big Ten titles in his first five seasons ('49, '51 and '52). It was also Combes who led the Fighting Illini to three third-place finishes in the NCAA Tournament in the four-year period from 1949-52. The squad won 79 of the 100

games during those four years. Illinois' 1952 Final Four appearance was the first officially recognized Final Four. Until Lou Henson broke the record in 1990, Combes' 316 wins were the most wins ever by an Illinois head basketball coach.

1947-48 (15-5, 7-5)

Coach: Harry Combes

Captain: Jack Burmaster

Lineup: Eddleman, Burmaster, Erickson,

Osterkorn, Marks, Green, Thurlby

D 5	67	Coe College	.27	(W)
D 8	40	Notre Dame	.38	(W)
D 13	70	Pittsburgh	.33	(W)
D 20	70	at Pennsylvania	.44	(W)
D 22	71	Washington State	.35	(W)
D 23	59	Washington State	.42	(W)
J 1	77	Harvard	.41	(W)
J 3	47	at Wisconsin	.52	(L)
J 5	52	Northwestern	.47	(W)
J 10	61	Ohio State	.58	(W)
J 17	51	at Minnesota	.59	(L)
J 19	46	Indiana	.45	(W)
J 24	57	Wisconsin	.36	(W)
J 28	88	at Marquette	.66	(W)
F 7	57	Michigan	.66	(L)
F 9	61	at Iowa	.70	(L)
F 14	50	at Ohio State	.57	(L)
F 21	98	Purdue	.54	(W)
F 28	60	at Northwestern	.43	(W)
M 1	52	at Indiana	.51	(W)

Big Ten: 3rd place (t)

1948-49 (21-4, 10-2) Final AP Ranking: 4

Coach: Harry Combes

Captain: Dwight Eddleman

Lineup: Eddleman, Erickson, Osterkorn, Green,

Sunderlage, Marks

D 3	67	Butler	.62	(W)
D 8	59	at Notre Dame (OT)	.58	(W)
D 11	50	at DePaul	.60	(L)
D 13	73	Oklahoma	.68	(W)
D 18	80	Pennsylvania	.61	(W)
D 20	89	DePaul	.51	(W)
D 21	71	Cornell	.47	(W)
D 29	77	Calgate	.54	(W)
D 30	85	Calgate	.55	(W)
J 3	62	Wisconsin	.50	(W)
J 8	44	at Indiana	.42	(W)

YEAR-BY-YEAR RECORDS

J 10	64	at Ohio State63	(W)
J 15	96	Creighton30	(W)
J 29	45	(7) Minnesota (4)44	(W)
J 31	53	(6) at Purdue55	(L)
F 5	61	(4) at Wisconsin54	(W)
F 7	85	(4) Northwestern66	(W)
F 12	64	(4) Ohio State (18)49	(W)
F 21	80	(4) Iowa49	(W)
F 26	81	(4) at Northwestern64	(W)
F 28	91	(4) Indiana68	(W)
M 7	53	(4) at Michigan70	(L)
Eastern NCAA Playoffs, at New York City					
M 21	71	(4) Yale (11)67	(W)
M 22	47	(4) Kentucky (1)76	(L)
Final NCAA Playoffs, at Seattle					
M 26	57	(4) Oregon State53	(W)
Big Ten: 1st place					

1949-50 (14-8, 7-5)

Coach: Harry Combes

Captain: William Erickson

Lineup: Osterkorn, Erickson, Thurlby,

Sunderlage, Gatewood, Follmer, Fletcher					
D 3	60	at Butler56	(W)
D 8	67	Toledo51	(W)
D 10	47	at Oklahoma55	(L)
D 14	65	Arkansas53	(W)
D 17	57	Oklahoma47	(W)
D 22	59	St. Louis47	(W)
D 23	63	UCLA65	(L)
D 27	58	Columbia46	(W)
D 30	68	Princeton61	(W)
I 2	50	at Wisconsin59	(L)
I 7	62	(1B) at Ohio State83	(L)
I 9	59	Purdue54	(W)
J 16	76	Northwestern50	(W)
J 21	66	Ohio State (11)50	(W)
F 1	42	(20) at St. Louis62	(L)
F 4	67	at Minnesota57	(W)
F 11	65	at Iowa70	(L)
F 13	72	Indiana (16)83	(L)
F 18	70	Michigan60	(W)
F 25	76	Wisconsin58	(W)
F 27	66	at Indiana (17)80	(L)
M 4	69	at Northwestern52	(W)
Big Ten: 3rd place (t)					

1950-51 (22-5, 13-1) Final AP Ranking: 5

Coach: Harry Combes

Captain: Donald Sunderlage

Lineup: Sunderlage, Beach, Fletcher, Follmer,
Peterson, Bemoras

D 4	66	Marquette47	(W)
D 8	74	Oregon State51	(W)
D 9	54	at Toledo68	(L)
D 16	69	at DePaul68	(W)
D 20	71	Washington State48	(W)
D 22	75	Pennsylvania65	(W)
D 28	65	(20) DePaul68	(L)
D 29	88	(20) Butler52	(W)
J 1	71	(20) at Wisconsin (OT)69	(W)
J 6	70	Minnesota62	(W)
J 8	72	at Iowa69	(W)
J 13	68	(14) Michigan47	(W)
J 15	53	(14) at Indiana (6)64	(L)
J 20	69	(14) Iowa53	(W)
F 5	85	(14) at Purdue76	(W)
F 10	63	(16) Wisconsin52	(W)
F 12	79	(16) Ohio State59	(W)
F 17	70	(11) Purdue65	(W)
F 19	71	(11) Indiana (6)65	(W)
F 24	89	(10) at Ohio State69	(W)
M 3	80	(6) at Northwestern76	(W)
M 5	49	(5) at Michigan State43	(W)
NCAA Warmup					
M 14	72	(5) at Kansas State (4)91	(L)
NCAA Eastern Playoffs, at New York City					



The 1948-49 Big Ten Championship was the first of three during Harry Combes' initial five seasons as head coach of the Fighting Illini.

M 20	79	(5) Columbia (3)71	(W)
M 22	84	(5) N.C. State (8)70	(W)
M 24	74	(5) Kentucky (1)76	(L)
NCAA Final Playoff, at Minneapolis					
M 27	61	(5) Oklahoma A&M (14)46	(W)
Big Ten: 1st place					

1951-52 (22-4, 12-2) Final AP Ranking: 2

Coach: Harry Combes

Captain: Rodney Fletcher

Lineup: c Peterson, f Follmer, c Kerr, g Fletcher,
g Bemoras, g Bredar

D 8	68	at Butler57	(W)
D 12	74	(3) Loyola-Chicago66	(W)
D 18	69	(3) Oklahoma51	(W)
D 20	86	(3) North Carolina66	(W)
D 22	70	(3) DePaul61	(W)
D 28	73	(2) UCLA (16)67	(W)
D 31	68	(2) Marquette57	(W)
I 5	52	(2) at Minnesota43	(W)
I 7	53	(2) Wisconsin49	(W)
J 12	67	(2) at Michigan51	(W)
J 14	78	(2) Indiana (4)66	(W)
J 26	65	(1) at DePaul69	(L)
J 28	84	(1) at Purdue57	(W)
F 2	66	(3) at Ohio State62	(W)
F 9	68	(3) at Iowa (9)73	(L)
F 11	84	(3) Michigan State62	(W)
F 16	80	(6) Ohio State53	(W)
F 18	77	(6) at Indiana (20)70	(W)
F 23	78	(5) Iowa (4)62	(W)
M 1	82	(2) Purdue71	(W)
M 3	95	(2) Northwestern74	(W)
M 8	48	(2) at Wisconsin58	(L)
NCAA Midwest Regional, Chicago					
M 21	80	(2) Dayton (11)61	(W)
M 22	74	(2) Duquesne (4)68	(W)
NCAA Final Playoffs, Seattle					
M 25	59	(2) St. John's (10)61	(L)
M 26	67	(2) Santa Clara64	(W)
Big Ten: 1st place					

1952-53 (18-4, 14-4) Final AP Ranking: 13

Coach: Harry Combes

Captain: Jim Bredar

Lineup: f Hooper, f Follmer, c Kerr, g Bredar,
g Bemoras, c Peterson

D 10	71	Loyola-Chicago57	(W)
D 15	96	Michigan66	(W)
D 20	75	(3) Butler58	(W)
D 23	73	(2) at Minnesota (17)77	(L)
D 27	87	(2) Ohio State62	(W)
D 30	94	(4) St. Mary's65	(W)
J 5	87	(4) at Purdue71	(W)
J 10	71	(4) Wisconsin61	(W)
J 12	83	(4) Northwestern58	(W)
J 17	70	(4) at Indiana (OT) (6)74	(L)
J 19	76	(4) at Michigan State64	(W)
F 2	93	(6) DePaul50	(W)
F 7	65	(6) at Wisconsin61	(W)
F 9	92	(6) at Michigan62	(W)
F 14	80	(5) Iowa63	(W)
F 16	93	(5) Purdue67	(W)
F 21	62	(5) at Iowa67	(L)
F 23	83	(5) Minnesota82	(W)
F 28	79	(10) Indiana (2)91	(L)
M 2	66	(10) Michigan State53	(W)
M 7	93	(10) at Ohio State74	(W)
M 9	86	(10) at Northwestern70	(W)
Big Ten: 2nd place					



The 1950-51 Big Ten Championship was the first of two-straight for Head Coach Harry Combes.

YEAR-BY-YEAR RECORDS



The 1951-52 Big Ten Champions advanced to the first-ever officially recognized NCAA Final Four.

1953-54 (17-5, 10-4) Final AP Ranking: 19

Coach: Harry Combes

Captain: John Kerr

Lineup: f Brothers, f Hooper, c Kerr, g Wright, g Paul Judson

D 1	85	Ohio University	.54	(W)
O 5	86	at Oklahoma	.61	(W)
O 9	80	(9) Butler	.48	(W)
D 12	77	(9) Alabama	.54	(W)
O 19	79	(4) DePaul	.65	(W)
O 21	60	(4) Oklahoma A&M (7) (OT)	.65	(L)
O 29	88	(8) Utah State	.81	(W)
J 2	72	(8) Minnesota (6)	.64	(L)
J 4	66	(8) at Northwestern	.65	(W)
J 9	59	(15) at Michigan State	.60	(L)
J 11	90	(15) Ohio State	.76	(W)
J 16	82	(19) at Ohio State	.78	(W)
J 18	70	(19) Iowa	.79	(L)
F 1	71	at DePaul	.61	(W)
F 6	87	Michigan	.68	(W)
F 8	89	Purdue	.55	(W)
F 13	70	at Wisconsin	.64	(W)
F 20	74	at Iowa (10)	.51	(W)
F 22	66	Wisconsin	.64	(W)
F 27	79	(20) at Michigan	.61	(W)
M 1	84	(20) Northwestern	.82	(W)
M 6	64	at Indiana (2)	.67	(L)

Big Ten: 3rd place (t)

1954-55 (17-5, 10-4) Final AP Ranking: 18

Coach: Harry Combes

Captain: Appointed each game

Lineup: f Paul Judson, f Brothers, c BonSalle, g Altenberger, g Ridley

D 2	88	Butler	.34	(W)
D 4	77	Missouri	.49	(W)
D 11	59	(14) at Oklahoma A&M (11)	.53	(W)
D 15	97	(3) Miami of Ohio	.72	(W)
O 18	66	(3) Notre Dame (20)	.57	(W)
D 21	86	(3) at Rice	.54	(W)
D 22	66	(3) at Loyola-New Orleans	.72	(L)
J 1	64	(6) Wisconsin	.79	(L)
J 8	99	(12) Indiana	.75	(W)
J 10	83	(12) at Purdue	.73	(W)
J 15	86	(7) at Ohio State	.78	(W)
J 17	80	(7) at Iowa (19)	.92	(L)
J 29	95	(10) at Loyola-Chicago	.69	(W)
F 5	104	(10) Northwestern	.89	(W)
F 7	81	(10) at Michigan	.80	(W)
F 12	71	(10) at Minnesota (12) (OT)	.78	(L)
F 14	90	(10) Michigan State	.72	(W)
F 19	99	(14) at Wisconsin	.71	(W)
F 21	70	(14) Iowa (15)	.89	(L)
F 26	85	(13) Ohio State	.77	(W)
F 28	81	(13) Michigan	.75	(W)
M 5	81	(17) at Northwestern	.69	(W)

Big Ten: 2nd place (t)

1955-56 (18-4, 11-3) Final AP Ranking: 7

Coach: Harry Combes

Captain: Paul Judson

Lineup: f Schmidt, f-c Brothers, f Ohl, c BonSalle, g Paul Judson, g Ridley

O 6	107	(8) Butler	.75	(W)
O 10	73	(8) at Missouri	.74	(L)
D 13	103	at Notre Dame	.93	(W)
O 17	75	Washington University	.74	(W)
O 19	97	DePaul	.79	(W)
O 23	82	(17) Oklahoma	.58	(W)
D 29	102	(9) Drake	.66	(W)
J 2	73	(9) Michigan State (16)	.65	(W)
J 9	96	(9) Wisconsin	.77	(W)
J 14	96	(8) at Indiana (12)	.72	(W)
J 16	92	(8) at Purdue	.76	(W)
J 28	80	(5) at DePaul	.66	(W)
J 30	95	(5) at Minnesota	.84	(W)
F 6	92	(6) Indiana	.89	(W)
F 11	111	(6) Ohio State	.64	(W)
F 13	89	(6) Michigan	.66	(W)
F 18	96	(3) at Michigan State	.76	(W)
F 20	102	(3) Purdue	.77	(W)
F 25	84	(2) at Ohio State	.87	(L)
F 27	97	(2) Minnesota	.81	(W)
M 3	72	(2) at Iowa (10)	.96	(L)
M 5	82	(2) at Northwestern	.83	(L)

Big Ten: 2nd place

1956-57 (14-8, 7-7)

Coach: Harry Combes

Captain: Harv Schmidt

Lineup: f Schmidt, f Stout, c BonSalle, g Taylor, g Ohl

D 5	98	Butler	.81	(W)
O 8	69	at Oklahoma	.58	(W)
O 15	83	(7) Loyola-New Orleans	.72	(W)
D 17	62	(7) San Francisco (2)	.33	(W)
O 21	82	(5) at Dayton	.65	(W)
D 22	70	(5) at Kentucky (7)	.91	(L)
O 28	108	(6) Princeton	.87	(W)
J 5	88	(5) at Minnesota (19)	.91	(L)
J 7	81	(5) Iowa	.70	(W)
J 12	79	(10) at Wisconsin	.63	(W)
J 14	112	(10) Indiana	.91	(W)
J 26	99	(9) Notre Dame (at Chicago)	.81	(W)
F 2	74	(7) at Purdue	.85	(L)
F 4	96	(7) Ohio State (11)	.89	(W)
F 9	64	(15) at Michigan State	.70	(L)
F 11	104	(15) Northwestern	.97	(W)
F 16	89	(16) at Michigan	.102	(L)
F 18	83	(16) Michigan State	.89	(L)
F 23	80	Purdue	.78	(W)
F 25	79	at Ohio State	.72	(W)
M 2	75	Minnesota	.86	(L)
M 4	76	at Indiana (10)	.84	(L)

Big Ten: 7th place

1957-58 (11-11, 5-9)

Coach: Harry Combes

Captain: John Paul

Lineup: f Jackson, f Paul, c Vaughn, g Taylor, g Ohl

D 2	100	Marquette	.90	(W)
O 7	75	DePaul	.70	(W)
D 11	91	Butler	.75	(W)
O 16	64	Colorado	.46	(W)
O 18	85	Rice (14)	.82	(W)
D 21	60	at Iowa State	.68	(L)
O 28	93	Miami (OH)	.75	(W)
J 4	64	at Wisconsin	.59	(W)
J 6	68	Iowa	.70	(L)
J 11	82	(17) at Indiana	.89	(L)
J 13	70	(17) Wisconsin	.71	(L)
J 25	67	Notre Dame (at Chicago)	.81	(L)
F 1	102	Northwestern	.98	(W)
F 3	70	at Ohio State	.78	(L)
F 8	81	at Michigan	.88	(L)
F 10	99	Purdue	.84	(W)
F 15	56	at Michigan State (19)	.69	(L)
F 17	94	Minnesota	.87	(W)
F 22	79	at Iowa	.83	(L)
M 1	88	Michigan	.75	(W)
M 3	86	Indiana	.96	(L)
M 8	72	at Northwestern	.88	(L)

Big Ten: 8th place (t)

1958-59 (12-10, 7-7)

Coach: Harry Combes

Captain: Roger Taylor

Lineup: f Vaughn, f Perry and Gosnell, c Wessels, g Taylor, g Jackson

D 2	103	Butler	.79	(W)
D 6	53	at Marquette	.69	(L)
O 13	85	College of Pacific	.67	(W)
O 15	68	Iowa State	.46	(W)
D 20	83	New York University	.78	(W)
D 23	71	Stanford	.62	(W)
O 30	75	at Kentucky (1)	.76	(L)
J 3	81	Ohio State	.80	(W)
J 5	77	at Wisconsin	.51	(W)
J 10	96	(20) Michigan State (5)	.97	(L)
J 12	103	(20) Iowa	.97	(W)
J 24	75	Notre Dame (at Chicago)	.85	(L)
J 26	70	at Minnesota	.81	(L)
J 31	81	(18) at Purdue	.102	(L)
F 2	85	(18) Michigan	.87	(L)
F 7	79	at Northwestern	.88	(L)
F 9	89	at Indiana	.83	(W)
F 16	93	Wisconsin	.54	(W)
F 21	100	Indiana (19)	.98	(W)
F 28	72	at Iowa	.70	(W)
M 2	95	at Michigan	.101	(L)
M 7	81	Northwestern	.84	(L)

Big Ten: 5th place (t)

1959-60 (16-7, 8-6)

Coach: Harry Combes

Captain: Mannie Jackson

Lineup: f Vaughn, f Perry, c Wessels and Altemeyer, g Jackson, g Landt

D 2	83	Butler	.75	(W)
O 12	93	Western Kentucky	.80	(W)
O 14	89	Marquette	.77	(W)
D 19	85	Ohio University	.79	(W)
O 21	60	Oklahoma	.57	(W)
O 28	48	(10) at California (3)	.62	(L)
D 29	92	(8) Northwestern (at Los Angeles)	.79	(W)
O 30	74	(8) Stanford	.62	(W)
J 4	73	(8) at Ohio State (5)	.97	(L)
J 9	90	(9) Minnesota	.82	(W)
J 11	81	(9) at Purdue	.75	(W)
J 16	96	(14) Michigan State	.88	(W)

YEAR-BY-YEAR RECORDS

J 18	70	(14) at Minnesota	.77	(L)
J 30	71	Notre Dame (at Chicago)	.67	(W)
F 6	75	(19) at Michigan	.61	(W)
F 8	77	(19) at Michigan State	.78	(L)
F 13	93	(20) Purdue (20T)	.89	(W)
F 15	81	(20) Ohio State (4)	.109	(L)
F 20	63	(20) at Wisconsin	.75	(L)
F 22	78	(20) Indiana	.92	(L)
F 27	85	Iowa	.70	(W)
F 29	90	Michigan	.61	(W)
M 5	84	at Northwestern	.77	(W)

Big Ten: 3rd place (1)

1960-61 (9-15, 5-9)

Coach: Harry Combes

Captain: Appointed each game

Lineup: f Downey, f Wessels, c Burwell,
g Small, g Colangelo

D 1	99	Creighton	.74	(W)
O 5	84	Butler	.52	(W)
D 12	81	at Colorado	.90	(L)
D 17	87	(19) at Marquette	.96	(L)
O 19	79	(19) Washington State	.58	(W)
D 21	78	at Kentucky	.83	(L)
D 20	54	California (at Lexington, Ky.)	.72	(L)
D 27	68	at Butler	.70	(L)
D 28	66	at Notre Dame	.69	(L)
J 7	65	at Ohio State (1)	.91	(L)
J 14	88	Michigan	.64	(W)
J 16	71	at Iowa (6)	.78	(L)
J 28	77	Notre Dame (at Chicago)	.62	(W)
J 30	93	Michigan State	.92	(W)
F 4	65	at Minnesota	.60	(W)
F 6	77	Wisconsin	.73	(W)
F 11	73	at Purdue	.89	(L)
F 18	72	Northwestern	.78	(L)
F 20	80	at Michigan State	.90	(L)
F 25	82	at Indiana	.93	(L)
F 27	76	Minnesota	.85	(L)
M 4	85	Purdue	.75	(W)
M 6	66	at Michigan	.74	(L)
M 11	66	Ohio State (1)	.95	(L)

Big Ten: 7th place

1961-62 (15-8, 7-7)


Coach: Harry Combes

Captain: Jerry Colangelo

Lineup: f Downey, f Starnes, c Burwell,
g Small, g Colangelo

O 1	82	Butler	.72	(W)
D 9	72	at Oklahoma	.60	(W)
D 12	70	Creighton	.61	(W)
D 16	82	Iowa State	.73	(W)
D 18	81	Xavier	.69	(W)
D 23	60	Cornell	.72	(L)
D 28	61	Manhattan (at Chicago)	.56	(W)
D 30	88	Colgate (at Chicago)	.50	(W)
J 6	91	Michigan	.71	(W)
J 8	89	at Purdue	.96	(L)
J 13	66	at Michigan State	.85	(W)
J 28	85	Notre Dame (at Chicago)	.77	(W)
J 29	81	Wisconsin	.85	(L)
F 3	96	Indiana	.85	(W)
F 5	89	Minnesota	.80	(W)
F 10	91	at Iowa	.81	(W)
F 12	88	Northwestern	.70	(W)
F 17	88	Purdue	.100	(L)
F 19	101	at Wisconsin	.103	(L)
F 24	79	at Ohio State (1)	.102	(L)
M 3	78	Iowa	.88	(L)
M 5	92	at Indiana	.104	(L)
M 10	73	at Northwestern	.69	(W)

Big Ten: 4th place (1)



The 1962-63 Big Ten Champions finished the season ranked eighth in the final AP poll.

1962-63 (20-6, 11-3) Final AP Ranking: 8

Coach: Harry Combes

Captain: Bob Starnes

Lineup: f Downey, f Starnes, c Burwell,
g Small, g Brody

N 30	66	(8) Butler	.49	(W)
D 6	99	Washington University	.55	(W)
D 15	76	(10) at Iowa State	.73	(W)
D 17	90	(10) San Jose State	.64	(W)
D 22	93	(8) Oklahoma	.90	(W)
D 26	98	(4) Pennsylvania (at New York)	.66	(W)
D 28	91	(4) at New York	.84	(W)
D 29	92	(4) West Virginia (at New York)	.74	(W)
D 31	88	(4) Notre Dame (at Chicago)	.90	(L)
J 5	85	(3) at Iowa	.76	(W)
J 7	90	(3) Ohio State (5)	.78	(W)
J 12	106	(5) Purdue	.82	(W)
J 14	78	(5) at Northwestern	.76	(W)
J 26	53	(3) Cincinnati (1) (at Chicago)	.62	(L)
F 4	104	(4) Indiana	.101	(W)
F 9	91	(4) Michigan State	.86	(W)
F 11	77	(4) at Wisconsin	.84	(L)
F 16	100	(4) at Indiana	.103	(L)
F 19	87	(6) at Purdue	.79	(W)
F 23	89	(6) Wisconsin	.77	(W)
F 25	81	(6) at Minnesota	.70	(W)
M 2	81	(6) at Michigan	.84	(L)
M 4	79	(6) Northwestern	.73	(W)
M 9	73	(8) Iowa	.69	(W)
NCAA Mideast Regional, East Lansing, Mich.				
M 15	70	(8) Bowling Green	.67	(W)
M 16	64	Loyola (Chicago)	.79	(L)

Big Ten: 1st place (1)

1963-64 (13-11, 6-8)

Coach: Harry Combes

Captain: Bill Edwards

Lineup: f Freeman, f Redman, c Thoren,
g Brody, g Vopicka

N 30	59	at Butler	.52	(W)
D 4	78	St. Louis	.81	(L)
D 9	104	at Oklahoma	.105	(L)
O 14	79	Notre Dame	.68	(W)
O 19	74	Butler	.53	(W)
D 26	92	West Virginia (at Los Angeles)	.86	(W)
D 27	83	Pittsburgh (at Los Angeles)	.76	(W)
D 28	79	at UCLA (4)	.83	(L)
D 31	87	Notre Dame (at Chicago)	.78	(W)
J 4	87	Michigan State	.66	(W)
J 11	87	at Iowa	.70	(W)
J 25	97	Arizona State (at Chicago)	.78	(W)
F 1	73	Northwestern	.71	(W)
F 3	96	at Indiana	.104	(L)
F 8	82	Michigan (2)	.93	(L)
F 10	92	at Ohio State	.110	(L)
F 15	81	at Minnesota	.92	(L)

F 17	82	at Michigan State	.85	(L)
F 22	86	Minnesota	.78	(W)
F 24	74	at Purdue	.85	(L)
F 29	83	at Michigan (3)	.89	(L)
M 2	74	Ohio State	.86	(L)
M 7	97	Wisconsin	.73	(W)
M 9	90	Iowa	.67	(W)

Big Ten: 6th place (1)

1964-65 (18-6, 10-4)

Coach: Harry Combes

Captain: Skip Thoren

Lineup: f Freeman, f Redman, c Thoren,
g Brody, g Dawson

D 4	110	UCLA (2)	.83	(W)
D 5	64	at St. Louis	.79	(L)
D 8	100	Bowling Green	.62	(W)
O 12	103	Washington University	.59	(W)
O 15	70	at Wisconsin	.56	(W)
O 18	104	at Dayton	.86	(W)
O 19	91	at Kentucky (8)	.86	(W)
D 26	102	(7) New York Univ. (at Philadelphia)	.79	(W)
D 28	71	(7) at St. Joseph's (at Philadelphia)	.75	(L)
O 29	74	(6) at Villanova	.65	(W)
J 14	86	(6) Indiana (2)	.81	(W)
J 19	83	at Michigan (3)	.89	(L)
J 16	75	Minnesota	.72	(W)
J 30	101	Notre Dame (at Chicago)	.87	(W)
F 6	121	Purdue	.93	(W)
F 8	86	at Ohio State	.71	(W)
F 13	90	(10) at Minnesota	.105	(L)
F 16	95	Ohio State	.72	(W)
F 20	113	at Michigan State	.94	(W)
F 23	97	Iowa	.80	(W)
F 27	79	Michigan (1)	.80	(L)
M 2	93	at Northwestern	.70	(W)
M 6	84	at Iowa	.94	(L)
M 9	121	Michigan State	.89	(W)

Big Ten: 3rd place

1965-66 (12-12, 8-6)

Coach: Harry Combes

Captain: Don Freeman

Lineup: f Freeman, f Jones, c Dunlop, g Dawson,
g Pearson & Brown

D 1	88	Butler	.74	(W)
D 2	98	at Brigham Young	.109	(L)
D 4	79	at UCLA (1)	.97	(L)
D 9	68	Kentucky	.86	(L)
D 11	96	West Virginia	.86	(W)
O 14	90	at Wisconsin	.70	(W)
D 18	81	Princeton (at Chicago)	.84	(L)
D 27	96	Georgetown (at New York)	.94	(W)
D 28	79	Providence (10) (at New York)	.81	(L)
O 30	69	Army (at New York)	.78	(L)
J 8	98	at Indiana	.84	(W)
J 11	80	Wisconsin	.64	(W)

YEAR-BY-YEAR RECORDS

J 15	87	at Purdue	.93	(L)
J 28	120	Notre Dame (at Chicago)	.92	(W)
F 1	99	at Michigan (4)	.93	(W)
F 5	78	Ohio State	.77	(W)
F 7	77	Northwestern	.80	(L)
F 12	77	Indiana	.81	(L)
F 19	100	Minnesota	.89	(W)
F 22	66	at Michigan State	.68	(L)
F 26	92	at Minnesota	.94	(L)
F 28	98	Purdue	.81	(W)
M 5	106	Iowa	.90	(W)
M 7	76	at Northwestern	.84	(L)

Big Ten: 3rd place (t)

1966-67 (12-12, 6-8)

Coach: Harry Combes

Captain: Jim Dawson

Lineup: f Louis, f Flessner, c Scholz,

g Dawson, g Pearson

D 3	82	Butler	.51	(W)
D 5	98	at Kentucky (3)	.97	(W)
D 10	88	at West Virginia	.90	(L)
O 19	87	Wisconsin	.74	(W)
D 21	81	Stanford	.67	(W)
O 23	97	California (at Chicago)	.87	(W)
D 27	93	Arizona (at Los Angeles)	.77	(W)
D 29	72	Southern Cal (at Los Angeles)	.73	(L)
D 30	83	Georgia Tech (at Los Angeles)	.71	(W)
J 7	74	Michigan State	.76	(L)
J 10	96	at Northwestern	.104	(L)
J 14	99	Michigan	.93	(W)
J 28	75	Notre Dame (at Chicago)	.90	(L)
J 29	82	UCLA (1) (at Chicago)	.120	(L)
F 4	93	Northwestern	.83	(W)
F 7	89	at Iowa	.96	(L)
F 11	81	at Minnesota	.93	(L)
F 18	94	Purdue	.92	(W)
F 20	81	at Indiana	.96	(L)
F 25	86	at Purdue	.98	(L)
F 27	84	Minnesota	.71	(W)
M 4	80	Indiana	.70	(W)
M 6	79	at Ohio State	.100	(L)
M 11	92	at Wisconsin	.102	(L)

Big Ten: 7th place (t)

HEAD COACH HARV SCHMIDT

(7 YEARS, 89-77, .536)



Harv Schmidt, a former all-time great player at Illinois, returned to his alma mater in 1968 after serving as an assistant at New Mexico for three years. Within three years of his arrival, he had brought Illinois back to among the elite programs in the Big Ten. The beginning of his tenure marked what possibly was the high-water mark in fan enthusiasm. Illinois led the nation in attendance in 1970, averaging 16,128 per home contest, as students routinely camped out for tickets outside the newly opened, state-of-the-

art Assembly Hall.

1967-68 (11-13, 6-8)

Coach: Harv Schmidt

Captain: Ben Louis

Lineup: f Crews, f Louis, c Scholz,

g Harrison, g Price

D 2	75	at Butler	.57	(W)
D 9	46	Houston	.54	(L)
D 14	63	Brigham Young	.55	(W)
D 15	42	at Tennessee	.66	(L)
D 16	57	Army (at Tennessee)	.65	(L)

D 22	72	at Stanford	.74	(L)
D 23	72	at California	.89	(L)
D 28	65	Georgia Tech (at Chicago)	.54	(W)
D 30	68	Texas-El Paso (at Chicago)	.50	(W)
J 6	66	Michigan State	.56	(W)
J 9	60	Indiana (DT)	.61	(L)
J 13	61	at Minnesota	.60	(W)
J 27	68	Notre Dame (at Chicago)	.67	(W)
F 3	66	Iowa	.63	(W)
F 6	68	at Wisconsin	.60	(W)
F 10	71	at Northwestern	.78	(L)
F 13	65	Michigan	.67	(L)
F 17	68	Purdue	.75	(L)
F 20	72	at Michigan	.64	(W)
F 24	62	Northwestern	.61	(W)
F 26	75	at Ohio State	.95	(L)
M 2	56	at Iowa	.61	(L)
M 4	64	Ohio State	.67	(L)
M 9	59	at Michigan State	.62	(L)

Big Ten: 7th place (t)

1968-69 (19-5, 9-5) Final AP Ranking: 20

Coach: Harv Schmidt

Captain: Dave Scholz

Lineup: f Scholz, f Miller, c Jackson,

g Harrison, g Price

D 2	105	Butler	.66	(W)
D 6	69	at Creighton	.66	(W)
D 9	83	North Dakota	.51	(W)
D 14	75	Iowa State	.48	(W)
D 17	95	Ohio University	.82	(W)
D 19	105	Tulane	.71	(W)
D 21	97	at Houston (20)	.84	(W)
D 27	90	(12) Creighton (at Miami, FL)	.77	(W)
D 28	86	(12) at Miami	.76	(W)
14	80	(8) Minnesota	.58	(W)
J 7	84	(4) at Purdue	.98	(L)
J 11	82	(4) at Northwestern (DT) (12)	.77	(W)
J 25	91	(8) Notre Dame (15) (at Chicago)	.57	(W)
J 28	67	(7) at Ohio State (12)	.76	(L)
F 1	86	(7) Wisconsin	.73	(W)
F 8	98	(10) Iowa	.69	(W)
F 11	87	(10) at Michigan	.92	(L)
F 15	70	(10) at Michigan State	.75	(L)
F 18	73	(19) Ohio State (10)	.57	(W)
F 22	100	(19) Michigan	.92	(W)
F 25	53	(15) at Iowa	.74	(L)
M 1	77	(15) at Indiana	.64	(W)
M 4	71	(20) Michigan State	.57	(W)
M 8	78	(20) Northwestern	.68	(W)

Big Ten: 2nd place (t)

1969-70 (15-9, 8-6)

Coach: Harv Schmidt

Captains: Mike Price, Randy Crews

Lineup: f Crews, f Miller, c Jackson,

g Price, g Howat

D 2	83	Butler	.67	(W)
D 6	81	at Georgia	.70	(W)
D 8	91	DePauw	.57	(W)
D 13	57	Creighton	.51	(W)
D 18	82	Detroit	.65	(W)
D 20	66	Wichita State (at Chicago)	.63	(W)
D 27	58	(15) at Washington State	.59	(L)
D 29	86	(15) Michigan St. (at Portland, Ore.)	.77	(W)
D 30	62	Southern Cal (19) (at Portland, Ore.)	.65	(L)
J 3	74	at Wisconsin	.69	(W)
16	94	Indiana	.74	(W)
J 10	77	Ohio State	.59	(W)
J 13	101	(17) at Northwestern	.80	(W)
J 17	75	(17) at Michigan	.73	(W)
J 31	83	(10) Notre Dame (at Chicago)	.86	(L)
F 3	65	(14) Wisconsin	.66	(L)
F 7	73	(14) at Minnesota	.82	(L)
F 14	49	at Purdue	.83	(L)
F 17	81	Iowa (11)	.83	(L)
F 21	81	Purdue	.88	(L)

F 24	74	at Michigan State	.67	(W)
F 28	75	Minnesota	.73	(W)
M 3	85	at Indiana	.75	(W)
M 7	76	Michigan State	.81	(L)

Big Ten: 3rd place (t)

1970-71 (11-12, 5-9)

Coach: Harv Schmidt

Captains: Rick Howat, Fred Miller

Lineup: f Weatherspoon, f Miller, c Jackson,

f/c Conner, g Howat, g Krelle

D 1	113	Butler	.102	(W)
D 5	72	Oklahoma	.74	(L)
D 8	96	Vanderbilt	.79	(W)
D 12	78	at Iowa State	.63	(W)
D 14	82	Northern Michigan	.70	(W)
D 26	76	Villanova (13) (at Honolulu)	.89	(L)
D 30	78	St. Louis (at Honolulu)	.60	(W)
19	89	Michigan State	.61	(W)
J 12	84	Wisconsin	.82	(W)
J 16	69	at Michigan State	.67	(W)
J 29	68	(18) Southern Cal (3) (at Chicago)	.81	(L)
J 30	69	(18) Notre Dame (7) (at Chicago) (OT)	.66	(W)
F 2	84	(15) at Iowa	.92	(L)
F 6	93	(15) Minnesota	.78	(W)
F 13	72	at Ohio State	.92	(L)
F 16	70	Purdue	.73	(L)
F 20	86	Indiana	.88	(L)
F 23	84	at Wisconsin	.88	(L)
F 27	64	at Minnesota	.80	(L)
M 2	74	Michigan	.75	(L)
M 6	93	at Purdue	.99	(L)
M 9	70	Northwestern	.85	(L)
M 13	103	at Indiana	.87	(W)

Big Ten: 5th place (t)

1971-72 (14-10, 5-9)

Coach: Harv Schmidt

Captain: Jim Krelle

Lineup: f Weatherspoon, f/c Conner, c Morris,

g Krelle, g Roberson

D 1	73	Butler	.71	(W)
D 4	70	at Oklahoma (20)	.65	(W)
D 7	96	South Dakota	.56	(W)
D 10	79	at Tulane	.68	(W)
D 11	94	at Loyola-New Orleans	.74	(W)
D 16	84	Georgia	.78	(W)
D 23	92	at Vanderbilt	.95	(L)
D 28	74	North Carolina State (at Jacksonville, Fla.)	.72	(W)
D 29	76	Florida (at Jacksonville, Fla.)	.75	(W)
J 8	67	at Northwestern	.63	(W)
J 11	70	(16) Michigan	.75	(L)
J 15	74	(16) Purdue	.85	(L)
J 28	81	Notre Dame (at Chicago)	.59	(W)
F 5	68	Northwestern	.59	(W)
F 8	79	at Michigan State	.89	(L)
F 12	83	at Michigan	.105	(L)
F 15	84	at Iowa	.87	(L)
F 19	64	Ohio State (8)	.62	(W)
F 22	71	Indiana	.90	(L)
F 26	91	Wisconsin	.86	(W)
F 29	70	at Ohio State (14)	.103	(L)
M 4	62	at Minnesota	.91	(L)
M 7	91	Iowa	.84	(W)
M 11	84	at Wisconsin	.97	(L)

Big Ten: 8th place (t)

1972-73 (14-10, 8-6)

Coach: Harv Schmidt

Captain: Nick Weatherspoon

Lineup: f Schmidt, f Weatherspoon, c Conner,

g Dawson, g Tucker

D 2	100	DePauw	.68	(W)
D 4	80	Valparaiso	.62	(W)
D 9	77	at Detroit (OT)	.79	(L)

RECORDS TRADITION MEDIA ILLINOIS BASKETBALL COACHES REVIEW

YEAR-BY-YEAR RECORDS

D 12	74	Iowa State	60	(W)
D 19	86	Furman	81	(W)
D 22	72	at Southern Cal	75	(L)
D 29	82	Temple (at New Orleans)	77	(W)
D 30	64	UCLA (1) (at New Orleans)	71	(L)
J 6	80	at Purdue	91	(L)
J 8	76	Wisconsin	74	(W)
J 13	80	Iowa	78	(W)
J 25	87	Notre Dame (at Chicago)	84	(W)
J 27	76	South Carolina (at Chicago)	86	(L)
F 3	76	Michigan	75	(W)
F 5	84	at Northwestern	77	(W)
F 10	88	at Wisconsin	99	(L)
F 12	66	at Indiana (4)	87	(L)
F 17	79	Ohio State	68	(W)
F 19	73	Minnesota (4)	82	(L)
F 24	81	Michigan State	71	(W)
F 26	96	at Michigan	89	(W)
M 3	64	at Ohio State	65	(L)
M 5	77	Northwestern	76	(W)
M 10	76	at Iowa	93	(L)

Big Ten: 3rd place (t)

1973-74 (5-18, 2-12)

Coach: Harv Schmidt

Captain: Jeff Dawson

Lineup: f Schmidt, f Farnham, c Rucks, g Dawson, g Roberts

N 30	80	at Arizona (15)	101	(L)
D 3	99	Tulane	78	(W)
D 8	60	Southern Cal	71	(L)
D 11	64	Detroit	60	(W)
D 14	87	Northern Michigan	72	(W)
D 27	60	at St. John's	76	(L)
D 29	83	Duquesne (at New York)	85	(L)
J 5	75	at Ohio State	73	(W)
J 12	69	Purdue	91	(L)
J 14	82	Michigan State	90	(L)
J 19	75	at Wisconsin (19)	101	(L)
J 24	88	Bradley (at Chicago)	105	(L)
J 26	86	Jacksonville	89	(L)
J 28	82	at Michigan State	93	(L)
F 2	77	Michigan (20)	101	(L)
F 9	67	at Indiana (12)	107	(L)
F 11	61	at Minnesota	80	(L)
F 16	75	at Northwestern	86	(L)
F 18	83	Indiana (12)	101	(L)
F 23	91	Iowa	84	(W)
F 25	52	Minnesota	72	(L)
M 2	83	at Purdue	94	(L)
M 9	78	Ohio State	79	(L)

Big Ten: 10th place

HEAD COACH GENE BARTOW

(1 YEAR, 8-18, .308)



legendary Bruin coach John Wooden.

Brought to Illinois to continue the magical rebuilding jobs he had undertaken at Valparaiso and Memphis State, Gene Bartow was counted on by Athletic Director Cecil Coleman to restore the successful level of play fans had become accustomed to in the past few decades. However, Bartow's stay in Champaign was short-lived, lasting only one year and producing an 8-18 record. The lure away from Illinois was a strong one for Bartow; he was hired away by UCLA to replace

1974-75 (8-18, 4-14)

Coach: Gene Bartow

Captain: Rick Schmidt

Lineup: f Schmidt, f Matthews, c Washington and Carmichael, g Tucker, g Williams

D 3	69	Valparaiso	58	(W)
D 7	96	DePauw	53	(W)
D 9	77	at Iowa State	71	(W)
D 13	66	at Arizona (17)	78	(L)
D 14	69	at Arizona State	91	(L)
D 27	76	Stanford (at Albuquerque, N.M.)	89	(L)
D 28	79	Army (at Albuquerque, N.M.)	70	(W)
J 2	84	Michigan (17)	86	(L)
J 4	70	at Iowa	95	(L)
J 6	47	at Minnesota	75	(L)
J 11	64	Northwestern	60	(W)
J 13	72	Wisconsin	56	(W)
J 18	67	Purdue	86	(L)
J 23	69	Tulane	81	(L)
J 25	66	at Ohio State	62	(W)
J 27	57	at Indiana (1)	73	(L)
F 1	60	Michigan State	75	(L)
F 3	50	Minnesota	56	(L)
F 8	47	at Northwestern	51	(L)
F 10	70	at Wisconsin	76	(L)
F 15	91	at Purdue	114	(L)
F 22	83	Ohio State	78	(W)
F 24	89	Indiana (1)	112	(L)
M 1	82	at Michigan State	96	(L)
M 3	75	at Michigan	77	(L)
M 8	70	Iowa	73	(L)

Big Ten: 9th place (t)

Name	G	FGA	FTA	Reb.	A	Pts-Avg.
Schmidt	26	190-426	144-179	139	73	524-20.2
Tucker	24	114-272	54-77	78	72	282-11.8
Williams	24	107-239	42-58	55	71	256-10.7
Washington	26	84-209	38-47	126	27	206-7.9
Adams	26	50-160	33-52	107	19	133-5.1
Carmichael	26	54-89	23-33	127	31	131-5.0
Matthews	26	41-122	18-28	87	19	100-3.8
Farnham	21	19-55	22-30	52	13	60-2.9
Johnson	20	25-39	5-7	19	39	55-2.8
Roberts	11	20-43	11-17	17	12	51-4.6
Rucks	16	10-23	8-12	19	2	28-1.8
Bushell	11	5-12	1-3	6	2	11-1.0
Leighty	9	1-14	2-2	10	8	4-0.4
Gerhardt	5	2-9	0-0	4	1	4-0.8
Smith	4	0-2	0-0	6	1	0-0.0

HEAD COACH LOU HENSON

(21 YEARS, 423-224, .654)



Lou Henson, the all-time winningest coach in Illinois basketball history, came to Champaign-Urbana after successful head coaching stints at Hardin-Simmons and New Mexico State Universities. He finished his Illinois career No. 12 on the NCAA all-time victory list with 663 wins. Illinois became a national power under Henson, being selected to the NCAA tournament 11 times. The highlight of the postseason competition came in 1989 when the spectacular Flying Illini team

won 31 contests and advanced to the Final Four. Henson's Illini were also seeded among the top four in their regional for six consecutive years (1984-89) for the second-longest such streak (next to North Carolina) ever. Illinois finished in the upper division in the Big Ten nine consecutive seasons (1983-91), and had 11 straight years of producing a plus-500 Big Ten record from 1981 to 1991, the fifth-longest streak of that kind in Big Ten history. Henson led the Illini to a 1984 Big Ten co-championship and No. 1 national ranking in 1989. He coached Illinois to nine straight 20-win seasons from 1983 to 1991 and finished his UI career as the third-winningest coach in Big Ten history with 214 victories.

1975-76 (14-13, 7-11)

Coach: Lou Henson

Captain: Appointed each game

Lineup: f Adams, f Matthews, c Washington, g Williams, g Tucker, g Leighty

N 28	60	at Nebraska	58	(W)
D 1	73	Kent State	54	(W)
D 4	67	Missouri-Rolla	65	(W)
D 6	67	New Mexico	66	(W)
D 8	90	North Dakota State	73	(W)
D 11	73	at Furman	75	(L)
D 13	58	at Southern Cal	62	(L)
D 20	66	Arizona	60	(W)
D 22	106	Rice	64	(W)
J 3	60	at Iowa	84	(L)
J 8	68	at Minnesota (17)	77	(L)
J 10	74	Northwestern	69	(W)
J 12	71	Wisconsin	61	(W)
J 17	55	Indiana (1)	83	(L)
J 19	63	at Ohio State	64	(L)
J 24	63	Michigan State	74	(L)
J 26	76	Michigan (17)	75	(W)
J 31	71	Purdue	63	(W)
F 2	62	Minnesota	72	(L)
F 7	61	at Northwestern	55	(W)
F 9	70	at Wisconsin	59	(W)
F 14	48	at Indiana (1)	58	(L)
F 16	91	Ohio State	73	(W)
F 21	59	at Michigan State	69	(L)
F 23	75	at Michigan (15)	90	(L)
F 28	62	at Purdue	81	(L)
M 6	70	Iowa	82	(L)

Big Ten: 7th place (t)

Name	G	FGA	FTA	Reb.	A	Pts-Avg.
Adams	27	181-356	67-90	158	41	429-15.9
Matthews	27	129-269	46-68	144	50	304-11.3
Washington	27	105-226	40-50	142	78	250-9.3
Williams	18	102-191	39-49	63	44	243-13.5
Tucker	26	83-202	68-89	135	84	234-9.0
Ferdinand	26	72-152	17-27	83	11	161-6.2
Leighty	27	50-110	10-18	70	53	110-4.1
Lubin	26	22-62	16-35	19	46	60-2.3
Gerhardt	22	15-33	8-11	34	12	38-1.7
Graff	15	4-13	16-21	4	6	24-1.6
Bushell	8	2-5	2-2	3	2	6-0.8

YEAR-BY-YEAR RECORDS

F 7	66	(18) at Iowa (15)	.72	(L)
F 12	84	(17) at Wisconsin	.65	(W)
F 14	63	(17) at Ohio State	.57	(W)
F 19	67	(15) Michigan (18)	.64	(W)
F 21	82	(15) Michigan State	.62	(W)
F 26	59	(14) at Minnesota	.76	(L)
F 28	81	(14) at Purdue	.70	(W)
M 5	66	(16) Indiana (14)	.69	(L)
M 7	98	(16) Northwestern	.76	(W)

NCAA West Regional

M 14	67	(19) Wyoming (17) (at Los Angeles)	.65	(W)
M 19	52	(19) Kansas State (at Salt Lake City)	.57	(L)

Big Ten: 3rd place

Name	G	FGA	FTA	Reb.	A	B	S	Pts.-Avg.
Johnson	29	219-443	62-82	267	70	6	30	500-17.2
Smith	29	150-272	102-125	172	98	18	36	402-13.9
Tucker	29	117-229	76-94	39	58	3	19	310-10.7
Range	29	101-178	65-89	115	70	0	33	257-9.2
Harper	29	104-252	33-46	75	156	8	39	241-8.3
Griffin	29	103-193	21-36	122	12	34	5	227-7.8
Holcomb	29	70-123	31-50	148	40	42	14	171-5.9
Leonard	25	26-50	7-13	44	12	8	3	59-2.4
Bontemps	19	12-26	12-20	7	17	1	2	36-1.9
Richardson	22	9-16	7-11	9	7	0	5	25-1.1
Arnold, S.	7	4-10	6-10	10	5	0	1	14-2.0
Arnold, M.	3	1-7	0-1	5	2	0	0	2-0.7

1981-82 (18-11, 10-8)

Coach: Lou Henson

Captains: James Griffin, Perry Range, Craig Tucker

Lineup: f Leonard, f/g Range, c Griffin,

Name	G	FGA	FTA	Reb.	A	B	S	Pts.-Avg.
N 28	87	at Loyola-Chicago (OT)	.83	(W)				
O 5	55	Kansas State	.49	(W)				
D 8	68	Missouri (13) (at St. Louis) (OT)	.78	(L)				
O 11	72	Army	.37	(W)				
O 12	76	Texas A&M	.63	(W)				
D 19	53	St. Louis	.43	(W)				
O 22	90	North Dakota State	.61	(W)				
O 28	56	Bowling Green (at Toledo, OH)	.51	(W)				
D 29	51	at Toledo	.71	(L)				
J 7	60	at Northwestern	.50	(W)				
J 9	50	at Iowa (7)	.56	(L)				
J 14	50	Ohio State (BT)	.51	(L)				
J 16	55	Michigan State	.51	(W)				
J 21	53	Indiana	.54	(L)				
J 23	64	at Minnesota (5)	.57	(W)				
J 28	63	at Purdue	.48	(W)				
J 30	79	Michigan	.61	(W)				
F 4	88	Wisconsin	.54	(W)				
F 6	53	at Michigan	.58	(L)				
F 11	60	at Indiana	.73	(L)				
F 13	68	at Wisconsin	.60	(W)				
F 18	44	Purdue	.52	(L)				
F 20	77	Minnesota (8)	.65	(W)				
F 25	47	at Michigan State	.56	(L)				
F 27	53	at Ohio State	.63	(L)				
M 4	73	Iowa (11) (OT)	.67	(W)				
M 6	85	Northwestern	.65	(W)				

National Invitation Tournament

M 10	126	Long Island	.78	(W)
M 15	58	Dayton	.61	(L)

Big Ten: 6th place

Name	G	FGA	FTA	Reb.	A	B	S	Pts.-Avg.
Tucker	29	170-389	110-132	69	84	1	32	450-15.5
Griffin	29	171-334	52-86	204	27	56	19	394-13.6
Range	29	146-280	83-108	128	71	7	37	375-12.9
Harper	29	105-230	34-45	133	145	16	67	244-8.4
Leonard	29	47-114	23-36	110	49	14	12	117-4.0
Montgomery	28	41-83	20-40	104	13	10	8	102-3.6
Daniels	27	38-84	17-28	41	12	4	7	93-3.4
Welch	26	30-64	17-22	39	12	5	4	77-3.0
Bontemps	21	9-15	4-11	6	14	0	4	22-1.0
Richardson	18	6-13	10-14	4	7	0	3	22-1.2
Maras	12	0-4	8-8	5	1	0	0	8-0.7
Klier	10	3-7	0-3	11	0	1	0	6-0.6
O'Brien	5	2-3	0-0	2	0	0	0	4-0.8
Palmer	5	0-0	0-0	0	0	0	0	0-0.0

1982-83 (21-11, 11-7)

Coach: Lou Henson

Captains: Kevin Bontemps, Derek Harper, Bryan Leonard

Lineup: f Winters, f Welch, c Leonard,

Name	G	FGA	FTA	Reb.	A	B	S	Pts.-Avg.
N 26	47	Vanderbilt (at Anchorage)	.58	(L)				
N 27	72	Texas A&M (at Anchorage)	.70	(W)				
N 28	68	Florida (at Anchorage)	.55	(W)				
D 2	94	Valparaiso	.59	(W)				
D 4	75	Western Michigan	.59	(W)				
D 8	59	at Kansas State	.55	(W)				
D 11	57	at Kentucky (2)	.76	(L)				
D 13	79	Vanderbilt	.77	(W)				
D 17	79	Southern Illinois-Carbondale	.61	(W)				
D 18	67	Illinois State	.60	(W)				
D 23	75	at Oklahoma	.101	(L)				
D 31	73	Loyola-Chicago	.72	(W)				
J 3	74	Iowa State (at Rosemont, Ill.)	.57	(W)				
J 6	49	at Minnesota	.75	(L)				
J 8	61	at Wisconsin	.54	(W)				
J 13	55	Indiana (4)	.69	(L)				
J 15	63	Dhio State (20)	.55	(W)				
J 19	62	at Purdue	.63	(L)				
J 27	78	at Michigan State	.71	(W)				
J 29	87	at Michigan	.74	(W)				
F 3	62	Iowa (13)	.61	(W)				
F 5	78	Northwestern	.62	(W)				
F 10	55	at Northwestern	.58	(L)				
F 12	66	at Iowa (20)	.68	(L)				
F 17	91	Michigan	.71	(W)				
F 19	69	Michigan State	.61	(W)				
F 23	54	Purdue	.56	(L)				
M 3	74	at Ohio State (14)	.73	(W)				
M 5	55	at Indiana (11)	.67	(L)				
M 10	71	Wisconsin	.64	(W)				
M 13	70	Minnesota	.67	(W)				

NCAA West Regional

M 17	49	Utah (at Boise, Idaho)	.52	(L)
------	----	------------------------	-----	-----

Big Ten: 2nd place (t)

Name	G	FGA	FTA	Reb.	A	B	S	Pts.-Avg.
Harper	32	198-369	83-123	112	118	18	72	792-15.4
Winters	31	159-343	67-94	213	20	31	14	385-12.4
Welch	32	158-321	61-87	201	44	15	17	377-11.8
Oouglas	32	118-257	64-89	87	189	5	78	301-9.4
Montgomery	32	72-143	70-78	146	22	7	15	184-5.8
Leonard	30	51-113	20-38	104	22	9	10	122-4.1
Altenberger	31	30-90	35-47	40	23	0	15	96-3.1
Meents	29	34-73	13-17	35	27	14	6	81-2.8
Oaniels	18	28-76	15-18	29	11	2	9	71-3.9
Bontemps	27	8-15	14-21	20	27	0	1	30-1.1
Woodward	14	6-11	3-5	5	4	0	2	16-1.1
Klusendorf	13	2-5	5-6	6	0	0	0	9-0.7
Maras	12	2-9	0-1	9	1	0	1	4-0.3

1983-84 (26-5, 15-3) Final AP Ranking: 6

Coach: Lou Henson

Captain: Quinn Richardson

Lineup: f Winters, f Altenberger, c Montgomery,

Name	G	FGA	FTA	Reb.	A	B	S	Pts.-Avg.
N 25	99	Utah (at Rosemont, Ill.)	.65	(W)				
N 26	70	Loyola-Chicago (at Rosemont, Ill.)	.53	(W)				
D 2	65	Western Illinois	.49	(W)				
D 3	78	Southern Mississippi	.47	(W)				
D 6	69	at Vanderbilt	.55	(W)				
D 10	74	West Texas State	.58	(W)				
D 12	74	Loyola (Chicago)	.69	(W)				
D 21	78	Cal. State-Northridge	.57	(W)				
D 24	54	Kentucky (2)	.56	(L)				
D 28	66	(20) Missouri (at St. Louis)	.60	(W)				
J 5	80	(14) Minnesota	.53	(W)				
J 7	63	(14) at Wisconsin (OT)	.62	(W)				
J 11	68	(9) at Indiana (OT)	.73	(L)				
J 14	55	(9) at Ohio State	.53	(W)				
J 21	76	(10) Purdue (19)	.52	(W)				
J 26	46	(9) Michigan State	.40	(W)				
J 28	75	(9) Michigan (40T)	.66	(W)				
F 2	54	(8) at Iowa (20T)	.52	(W)				
F 4	71	(8) at Northwestern	.52	(W)				
F 8	73	(8) Northwestern	.49	(W)				
F 12	73	(8) Iowa	.53	(W)				
F 16	60	(7) at Michigan	.62	(L)				
F 19	70	(7) at Michigan State	.53	(W)				
F 25	55	(6) at Purdue (13)	.59	(L)				
M 1	73	(10) Ohio State	.58	(W)				
M 4	70	(10) Indiana	.53	(W)				
M 8	53	(7) at Minnesota	.41	(W)				
M 10	81	(7) Wisconsin	.57	(W)				

NCAA Midwest Regional

M 18	64	(6) Villanova (at Milwaukee)	.56	(W)
M 22	72	(6) Maryland (11) (at Lexington, Ky.)	.70	(W)
M 24	51	(6) Kentucky (3) (at Lexington, Ky.)	.54	(L)

Big Ten: 1st place (t)

Name	G	FGA	FTA	Reb.	A	B	S	Pts.-Avg.
Winters	31	182-354	92-120	205	54	21	19	456-14.7
Oouglas	31	159-337	81-109	136	177	5	73	399-12.9
Altenberger	31	143-281	66-95	15	68	4	39	352-11.4
Montgomery	31	124-226	53-103	224	53	17	27	301-9.7
Richardson	31	94-160	50-63	61	93	0	23	238-7.7
Meents	28	61-134	23-33	91	33	25	9	145-5.2
Schafer	29	28-66	23-33	43	9	1	6	79-2.7
Wysinger	30	15-35	27-35	14	23	0	11	57-1.9
Woodward	14	12-26	4-5	10	5	0	3	28-2.0
Klusendorf	19	4-13	10-15	10	6	0	1	18-0.9
Welch	2	6-12	2-2	4	0	0	0	14-7.0
Maras	6	3-3	0-3	11	2	0	1	6-1.0
Marinkovich	4	2-3	2-2	2	0	0	0	6-1.5
Klaue	2	1-1	0-0	0	0	0	0	2-1.0
Siegel	3	1-1	0-0	1	0	0	0	2-0.7
Jenkins	2	0-1	0-0	1	0	0	0	0-0.0
Freeman	2	0-1	0-0	0	0	0	0	0-0.0



The 1983-84 Big Ten Champions finished 15-3 in conference and were ranked sixth in the final AP poll.

YEAR-BY-YEAR RECORDS

1984-85 (26-9, 12-6) Final AP Ranking: 12

Coach: Lou Henson

Captain: George Montgomery

Lineup: f Welch, f Winters, c Montgomery, c Meents, g Altenberger, g Douglas

N 18	81	(2) Oklahoma (5) (at Springfield, Mass.)	.64	(W)
N 23	64	(2) Idaho State (at Anchorage)	.44	(W)
N 24	52	(2) Alabama-Birmingham (at Anchorage)	.59	(L)
N 25	75	(2) Oregon (at Anchorage) (3OT)	.72	(W)
N 28	81	(7) Chicago State	.63	(W)
O 1	73	(7) Oklahoma (10)	.70	(W)
O 4	92	(7) Cal State-Chico	.47	(W)
O 6	65	(7) Missouri (at St. Louis)	.50	(W)
O 7	72	(7) Columbia	.48	(W)
O 8	93	(7) New Mexico State	.55	(W)
O 15	83	(6) South Carolina State	.47	(W)
O 18	87	(4) Cincinnati (at Rosemont, Ill.)	.65	(W)
O 22	62	(4) Loyola-Chicago (at Rosemont, Ill.)	.63	(L)
J 3	58	(6) at Minnesota	.60	(L)
J 5	60	(6) at Iowa	.64	(L)
J 10	64	(15) Michigan (OT)	.58	(W)
J 12	75	(15) Michigan State (17)	.63	(W)
J 17	78	(11) at Wisconsin	.67	(W)
J 19	55	(11) at Northwestern	.43	(W)
J 23	84	(6) Ohio State	.66	(W)
J 27	52	(6) Indiana (13)	.41	(W)
J 30	34	(5) at Purdue	.54	(L)
F 3	77	(5) at Houston	.76	(W)
F 7	56	(9) at Michigan State	.64	(L)
F 9	45	(9) at Michigan (8)	.57	(L)
F 14	64	(17) Northwestern	.42	(W)
F 16	68	(17) Wisconsin	.49	(W)
F 21	66	(16) at Indiana	.50	(W)
F 23	64	(16) at Ohio State	.72	(L)
M 2	86	(18) Purdue	.43	(W)
M 7	59	(14) Iowa (OT)	.53	(W)
M 9	82	(14) Minnesota	.56	(W)

NCAA East Regional

M 15	76	(12) Northeastern (at Atlanta)	.57	(W)
M 17	74	(12) Georgia (19) (at Atlanta)	.58	(W)
M 21	53	(12) Georgia Tech (6) (at Providence, RI)	.61	(L)

Big Ten: 2nd place

Name	G	FGA	FTA	Reb.	A	B	S	Pts.-Avg.
Welch	35	182-350	51-68	189	51	9	26	415-11.9
Altenberger	35	162-322	70-91	126	67	14	38	394-11.3
Winters	35	137-289	76-103	252	49	32	33	350-10.0
Douglas	35	118-307	42-57	107	200	6	85	278-7.9
Montgomery	23	86-171	64-104	168	39	6	21	236-10.3
Norman	29	86-136	55-83	107	26	16	9	227-7.8
Meents	35	84-175	25-37	111	87	24	16	193-5.5
Wysinger	35	48-82	38-46	32	64	1	16	134-3.8
Schafer	15	31-68	18-26	46	17	2	5	80-5.3
Haffner	29	20-62	9-16	16	17	2	2	49-1.7
Woodward	12	12-19	5-9	3	3	0	4	29-2.4
Blackwell	10	8-24	9-13	11	10	1	7	25-2.5

1985-86 (22-10, 11-7)

Coach: Lou Henson

Captains: Bruce Douglas, Efreem Winters

Lineup: f Norman, f Welch, c Winters, c Meents, g Douglas, g Wysinger, g Blackwell

N 26	95	(7) Loyola-Chicago	.64	(W)
N 29	72	(7) Hawaii-Loa (at Honolulu)	.45	(W)
N 30	57	(7) Oklahoma (13) (at Honolulu)	.59	(L)
O 4	84	(12) Wisconsin-Green Bay	.34	(W)
O 6	79	(12) Eastern Kentucky	.56	(W)
O 7	115	(12) Utah State	.64	(W)
O 10	51	(10) at Tennessee	.54	(L)
O 14	102	(10) Houston	.92	(W)
O 21	67	(15) Missouri (at St. Louis)	.55	(W)
O 23	95	(15) Howard	.61	(W)
O 30	64	(16) Iowa State (at Rosemont, Ill.)	.62	(W)
J 2	76	(14) Minnesota	.57	(W)
J 4	59	(14) Iowa	.60	(L)
J 8	59	(18) at Michigan (2)	.61	(L)
J 12	51	(18) at Michigan State	.58	(L)
J 16	73	Wisconsin	.54	(W)
J 18	72	Northwestern	.46	(W)
J 23	67	at Ohio State	.65	(W)
J 25	69	at Indiana	.71	(L)

F 2	80	Purdue	.68	(W)
F 6	80	Michigan State	.84	(L)
F 8	83	Michigan (7) (OT)	.79	(W)
F 13	75	at Northwestern	.52	(W)
F 15	82	at Wisconsin	.74	(W)
F 20	60	Indiana (15)	.61	(L)
F 22	66	Ohio State	.62	(W)
F 27	81	at Purdue (20)	.72	(W)
M 1	59	at Georgia Tech (4)	.57	(W)
M 6	53	(19) at Iowa	.57	(L)
M 8	73	(19) at Minnesota	.64	(W)

NCAA Southeast Regional

M 14	75	(19) Fairfield (at Charlotte, N.C.)	.51	(W)
M 16	56	(19) Alabama (at Charlotte, N.C.)	.58	(L)

Big Ten: 4th place (t)

Name	G	FGA	FTA	Reb.	A	B	S	Pts.-Avg.
Norman	32	216-337	93-116	226	32	25	24	525-16.4
Welch	32	156-292	22-29	147	49	12	18	334-10.4
Winters	32	124-235	48-81	183	40	19	15	296-9.3
Douglas	32	118-248	47-60	88	199	10	88	283-8.8
Wysinger	28	115-218	39-47	41	106	2	39	269-9.6
Blackwell	32	94-169	18-27	63	53	0	37	206-6.4
Meents	32	77-148	24-30	89	46	22	17	178-5.6
Hamilton	24	36-67	16-26	41	4	6	4	89-3.7
Taylor	18	15-28	24-29	20	14	1	9	54-3.0
Kujawa	18	19-39	4-9	44	4	5	2	42-2.3
Altenberger	5	10-19	0-2	10	3	0	3	20-4.0
Blab	13	7-13	1-1	8	2	6	1	15-1.2
Woodward	4	1-7	7-8	1	1	0	2	9-2.3
Keller	12	1-5	5-7	1	1	0	1	7-0.6
Wells	1	0-0	2-3	0	0	1	0	2-2.0
Sterrett	2	1-3	0-0	1	0	0	0	2-1.0
Green	2	0-0	0-0	0	0	0	0	0-0.0

1986-87 (23-8, 13-5) Final AP Ranking: 11

Coach: Lou Henson

Captains: Doug Altenberger, Ken Norman

Lineup: f Norman, f Hamilton, c Kujawa, g Altenberger, g Wysinger, g Blackwell

N 28	67	(14) New Mexico St. (at Laie, Hawaii)	.65	(W)
N 29	69	(14) Duke (at Laie, Hawaii)	.62	(W)
O 4	92	(9) Chicago State	.78	(W)
O 6	99	(9) at Pittsburgh (12)	.97	(W)
O 8	85	(9) Eastern Illinois	.51	(W)
O 12	92	(6) Baylor	.68	(W)
O 13	81	(6) Princeton	.55	(W)
O 20	77	(5) at North Carolina (4)	.90	(L)
O 23	92	(9) Missouri (at St. Louis)	.74	(W)
O 27	82	(9) at Loyola-Chicago	.83	(L)
J 3	95	(16) Michigan	.84	(W)
J 5	79	(16) Michigan State	.72	(W)
J 8	68	(12) at Wisconsin	.66	(W)
J 10	76	(12) at Northwestern	.69	(W)
J 14	88	(8) Iowa (2) (OT)	.91	(L)
J 17	80	(8) Minnesota	.58	(W)
J 22	86	(9) at Purdue (OT) (5)	.87	(L)
J 24	82	(9) Arizona	.63	(W)
J 28	66	(12) at Indiana (4)	.69	(L)
J 31	69	(12) Colorado	.65	(W)
F 2	82	(12) at Ohio State	.65	(W)
F 5	72	(14) Northwestern	.43	(W)
F 7	99	(14) Wisconsin	.74	(W)
F 12	79	(11) at Minnesota	.67	(W)
F 14	61	(11) at Iowa (4)	.66	(L)
F 23	75	(14) Purdue (6) (OT)	.76	(L)
F 25	93	(14) Ohio State	.70	(W)
M 1	69	(14) Indiana (3)	.67	(W)
M 4	89	(12) at Michigan	.75	(W)
M 7	77	(12) at Michigan State	.64	(W)

NCAA Southeast Regional

M 12	67	(11) Austin Peay (at Birmingham, Ala.)	.68	(L)
------	----	----------------------------------------	-----	-----

Big Ten: 4th place (t)

Name	G	FGA	FTA	Reb.	A	B	S	Pts.-Avg.
Norman	31	256-443	128-176	303	68	48	37	641-20.7
Altenberger	30	139-288	55-76	138	91	6	41	409-13.6
Wysinger	30	128-260	54-63	56	192	2	40	338-11.3
Hamilton	31	149-258	36-66	121	28	31	24	334-10.8
Blackwell	31	120-231	61-70	106	64	4	31	307-9.9
Kujawa	31	53-128	35-44	109	22	14	14	141-4.5
Bardo	31	42-102	34-50	92	85	15	23	119-3.8

Gill	31	40-83	34-53	42	27	8	39	114-3.7
Smith	20	12-30	14-26	13	16	2	6	38-1.9
Kunz	23	13-27	10-18	30	3	11	4	36-1.6
Finke	6	1-2	2-4	5	1	0	1	4-0.7
Blab	8	2-5	0-1	5	0	2	0	4-0.5
Green	12	1-4	1-2	3	0	1	0	3-0.3
Kelly	2	0-1	0-0	0	0	0	0	0-0.0
Wells	4	0-2	0-0	1	0	0	0	0-0.0
Brickner	2	0-0	0-0	1	1	0	0	0-0.0

3 pointers (Norman 1-4, Altenberger 76-160, Wysinger 28-60, Blackwell 6-15, Bardo 1-3, Gill 0-1)

*** First year of the three point line ***

1987-88 (23-10, 12-6) Final AP Ranking: 16

Coach: Lou Henson

Captains: Glynn Blackwell, Jens Kujawa

Lineup: f Anderson, f Battle, c Kujawa, g Gill, g Bardo, g Blackwell

N 27	73	Baylor (at Maui, Hawaii)	.50	(W)
N 28	76	Villanova (at Maui, Hawaii)	.78	(L)
N 29	81	Kansas (7) (at Maui, Hawaii)	.75	(W)
O 2	86	Chicago State	.57	(W)
O 5	111	Mississippi Valley State	.73	(W)
O 8	100	Austin Peay	.62	(W)
O 11	109	Illinois-Chicago	.53	(W)
O 12	107	Auburn (OT)	.103	(W)
O 19	74	North Carolina (4)	.85	(L)
O 22	75	Missouri (17) (at St. Louis)	.63	(W)
O 30	86	Colorado (at Denver)	.68	(W)
J 4	68	Purdue (11)	.81	(L)
J 7	65	(19) at Minnesota (OT)	.61	(W)
J 9	77	(19) Michigan State	.62	(W)
J 16	80	(20) at Wisconsin	.65	(W)
J 17	103	(20) Tennessee	.79	(W)
J 21	79	(13) at Iowa (19)	.93	(L)
J 23	79	(13) Northwestern	.48	(W)
J 28	64	(13) at Michigan (8)	.76	(L)
J 30	70	(13) at Arizona (1)	.78	(L)
F 4	60	(17) at Ohio State	.64	(L)
F 6	74	(17) Indiana	.75	(L)
F 11	86	Minnesota	.50	(W)
F 13	83	at Michigan State	.65	(W)
F 17	118	Ohio State	.86	(W)
F 21	85	Wisconsin	.65	(W)
F 25	79	at Purdue (2)	.93	(L)
F 29	75	at Indiana	.65	(W)
M 6	94	Iowa (11)	.81	(W)
M 9	85	(19) Michigan (10)	.74	(W)
M 12	79	(19) at Northwestern	.74	(W)

NCAA Southeast Regional

M 18	81	(16) Texas-San Antonio (at Cincinnati)	.72	(W)
M 20	63	(16) Villanova (at Cincinnati)	.66	(L)

Big Ten: 3rd place (t)

Name	G	FGA	FTA	Reb.	A	B	S	Pts.-Avg.
Anderson	33	223-390	77-120	217	53	28	37	525-15.9
Battle	33	197-341	122-179	183	55	10	72	516-15.6
Blackwell	33	153-319	83-111	111	78	1	40	399-12.1
Gill	33	128-272	67-89	73	138	3	65	344-10.4
Hamilton	33	141-271	48-77	127	9	19	14	331-10.0
Bardo	33	80-178	53-87	138	125	7	41	216-6.5
Kujawa	33	69-154	38-58	171	34	29	17	176-5.3
Smith	31	45-95	41-57	37	80	1	19	133-4.3
Kunz	26	16-40	9-17	41	2	13	3	41-1.6
Small	24	10-29	6-14	36	4	2	1	26-1.1
Trice	3	1-1	4-8	0	0	0	0	6-2.0

YEAR-BY-YEAR RECORDS

1988-89 (31-5, 14-4) Final AP Ranking: 3

Coach: Lou Henson

Captains: Kenny Battle, Lowell Hamilton

Lineup: f Anderson, f Battle, f Liberty,

c Hamilton, g Gill, g Bardo

N 26	85	(9)	Illinois-Chicago	.59	(W)
N 29	86	(7)	Metro State	.55	(W)
O 3	91	(7)	Mississippi	.79	(W)
O 6	97	(7)	Florida (19)	.67	(W)
O 9	112	(7)	Duquesne	.81	(W)
O 10	107	(7)	Arkansas-Little Rock	.88	(W)
O 17	105	(6)	Tennessee Tech	.77	(W)
O 19	87	(6)	Missouri (10) (at St. Louis)	.84	(W)
O 22	127	(5)	at Louisiana State	1.00	(W)
O 28	85	(4)	Tulsa (at Honolulu)	.58	(W)
O 29	80	(4)	Georgia Tech (17) (at Honolulu)	.75	(W)
O 30	96	(4)	at Hawaii	.87	(W)
J 7	71	(3)	Michigan State	.54	(W)
J 12	103	(2)	Wisconsin	.80	(W)
J 14	96	(2)	Michigan (6)	.84	(W)
J 19	75	(2)	at Northwestern	.70	(W)
J 22	103	(2)	Georgia Tech (20T)	.92	(W)
J 26	62	(1)	at Minnesota	.69	(L)
J 28	75	(1)	Indiana (16)	.65	(W)
F 2	72	(2)	at Purdue	.76	(L)
F 5	82	(2)	at Iowa (9)	.86	(L)
F 9	62	(7)	Ohio State (16)	.60	(W)
F 11	86	(7)	Northwestern	.69	(W)
F 16	75	(5)	at Michigan State	.56	(W)
F 18	52	(5)	at Wisconsin	.72	(L)
F 20	102	(5)	Purdue	.75	(W)
F 26	94	(10)	at Ohio State	.71	(W)
M 2	63	(8)	Minnesota	.58	(W)
M 5	70	(8)	at Indiana (3)	.67	(W)
M 8	118	(4)	Iowa (15)	.94	(W)
M 11	89	(4)	at Michigan (8)	.73	(W)

NCAA Midwest Regional

M 16	77	(3)	McNeese St. (at Indianapolis)	.71	(W)
M 18	72	(3)	Ball State (18) (at Indianapolis)	.60	(W)
M 24	83	(3)	Louisville (12) (at Minneapolis)	.69	(W)
M 26	89	(3)	Syracuse (7) (at Minneapolis)	.86	(W)

NCAA Final Four, Seattle

A 1	81	(3)	Michigan (10)	.83	(L)
-----	----	-----	---------------	-----	-----

Big Ten: 2nd place

Name	G	FGA	FTA	Reb.	A	B	S	Pts.-Avg.
Anderson	36	262-487	99-148	285	72	32	57	647-18.0
Battle	36	218-361	151-200	174	64	13	89	596-16.6
Hamilton	36	219-424	50-89	204	24	31	21	488-13.6
Gill	24	143-264	46-58	70	91	6	51	307-15.4
Liberty	36	120-252	57-73	141	42	10	38	303-8.4
Bardo	36	94-212	76-96	144	148	8	24	292-8.1
Smith, Larry	9	66-128	40-58	73	157	5	28	175-4.9
Bowman	29	28-77	9-23	28	26	1	7	87-3.0
Small	36	26-67	27-42	76	5	0	10	77-2.1
Kaufmann	12	16-44	14-20	20	8	1	5	51-4.3
MacDonald	23	7-12	1-1	10	1	0	1	15-0.7
O'Connell	4	1-2	2-3	3	0	0	0	4-1.0
Manzke	18	0-3	1-3	2	0	0	0	1-0.1
Schnaderbeck	2	0-0	1-2	0	0	0	0	1-0.5
Cottingham	2	0-0	0-0	0	0	0	0	0-0.0
Shaplund	17	0-5	0-1	6	0	0	0	0-0.0
Sloan	2	0-1	0-0	2	0	0	0	0-0.0
Smith, Travis	3	0-1	0-0	0	0	0	0	0-0.0
Steinberg	7	0-0	0-0	2	1	0	0	0-0.0

3 pointers (Anderson 24-66, Battle 9-17, Hamilton 0-1, Gill 38-83, Liberty 6-12, Bardo 29-59, Smith, Larry 3-8, Bowman 22-57, Kaufmann 5-17)

1989-90 (21-8, 11-7) Final AP Ranking: 18

Coach: Lou Henson

Captains: Kendall Gill, Stephen Bardo

Lineup: f Liberty, f Kaufmann, c Small

and Jones, g Gill, g Bardo, g Bowman

N 28	83	(8)	at Mississippi	.72	(W)
O 2	82	(8)	Chicago State	.62	(W)
O 5	74	(7)	at Florida (25)	.69	(W)
O 8	93	(7)	Indiana State	.59	(W)
O 9	96	(7)	Metro State	.62	(W)
O 16	78	(5)	Temple	.61	(W)
O 20	101	(5)	Missouri (4) (at St. Louis)	.93	(W)
O 23	71	(5)	Wisconsin-Green Bay	.47	(W)
O 29	97	(4)	Grambling (at Rosemont)	.73	(W)
O 30	83	(4)	Memphis State (15) (at Rosemont)	.71	(W)
J 4	73	(4)	Wisconsin	.59	(W)
J 6	74	(4)	at Minnesota (24)	.91	(L)
J 13	85	(8)	at Northwestern	.78	(W)
J 15	70	(8)	Michigan (3)	.74	(L)
J 18	73	(7)	Michigan State	.64	(W)
J 20	68	(7)	at Purdue (24)	.81	(L)
J 25	66	(10)	at Wisconsin	.63	(W)
J 27	92	(10)	Ohio State	.81	(W)
J 29	67	(10)	at Iowa	.69	(L)
F 4	70	(11)	Indiana (22)	.65	(W)
F 8	99	(12)	Minnesota (17)	.72	(W)
F 11	79	(12)	at Michigan (7)	.93	(L)
F 14	88	(15)	Northwestern	.74	(W)
F 17	63	(15)	at Michigan State (21)	.70	(L)
F 21	90	(19)	Purdue (9)	.78	(W)
F 26	80	(19)	at Ohio State	.86	(L)
M 4	118	(18)	Iowa	.85	(W)
M 11	69	(20)	at Indiana	.63	(W)

NCAA Midwest Regional

M 15	86	(18)	Dayton (at Austin, Texas)	.88	(L)
------	----	------	---------------------------	-----	-----

Big Ten: 4th place (f)

Name	G	FGA	FTA	Reb.	A	B	S	Pts.-Avg.
Gill	29	211-422	136-175	143	96	16	63	581-20.0
Liberty	29	203-400	103-135	206	39	26	32	517-17.8
Kaufmann	29	91-204	81-101	93	54	5	27	285-9.8
Bardo	29	99-225	55-78	178	137	14	37	281-9.7
Jones	29	88-178	40-57	126	9	18	17	216-7.4
Small	28	75-132	49-71	151	12	5	23	200-7.1
Bowman	29	39-110	21-29	35	73	2	16	122-4.2
Kpedi	19	17-34	20-28	54	2	11	4	54-2.8
Taylor	24	12-31	13-20	25	24	5	10	37-1.5
Gibson	20	11-30	8-8	8	1	0	2	34-1.7
Geers	20	11-29	11-21	19	9	1	5	33-1.7
Kennedy	2	1-3	2-2	2	1	0	0	4-2.0
Smith	1	1-1	0-0	0	0	0	0	2-2.0
Radis	1	1-2	0-0	0	0	0	0	2-2.0
Armstrong	1	0-0	0-0	0	0	0	0	0-0.0
Sptz	1	0-1	0-0	1	0	0	0	0-0.0
Schnaderbeck	1	0-0	0-0	1	0	1	0	0-0.0
O'Connell	2	0-0	0-0	0	0	0	0	0-0.0
Tuttle	1	0-0	0-0	0	0	0	0	0-0.0
Schmutz	2	0-0	0-0	0	0	0	0	0-0.0
Fischer	1	0-0	0-0	0	0	0	0	0-0.0
Maher	1	0-0	0-0	0	0	0	0	0-0.0
Bjls	1	0-0	0-0	0	0	0	0	0-0.0
Russell	1	0-1	0-0	0	0	0	0	0-0.0

3 pointers (Gill 23-66, Liberty 8-21, Kaufmann 22-49, Bardo 28-64, Small 1-1, Bowman 23-63, Taylor 0-3, Gibson 4-18, Geers 0-2)

1990-91 (21-10, 11-7)

Coach: Lou Henson

Captains: Andy Kpedi, Larry Smith

Lineup: f Thomas, f Kaufmann, c Kpedi,

g Smith, g Clemons

N 23	103	at American-Puerto Rico	.84	(W)
N 24	73	Nebraska (at San Juan)	1.00	(L)
N 25	80	Old Dominion (at San Juan)	.62	(W)
N 29	60	Illinois-Chicago	.71	(L)
O 1	106	Eastern Illinois	.87	(W)
O 3	120	Wisconsin-Milwaukee (20T)	1.16	(W)
O 5	68	at Penn State	.78	(L)
O 7	112	Oregon State	.78	(W)
O 8	85	Georgia Southern	.67	(W)
O 15	83	Arkansas-Little Rock	.72	(W)
O 19	84	Missouri (at St. Louis)	.81	(W)
O 22	102	Louisiana State (10)	.96	(W)
O 29	84	at Memphis State	.75	(W)
J 2	74	at Indiana (5)	1.09	(L)
J 5	63	Purdue	.61	(W)
J 10	67	Minnesota	.66	(W)
J 17	68	Michigan State	.71	(L)
J 19	55	at Ohio State (4)	.89	(L)
J 26	72	at Michigan	.67	(W)
J 28	53	Iowa	.50	(W)
F 2	70	Wisconsin	.62	(W)
F 4	73	Northwestern	.59	(W)
F 6	59	at Purdue	.56	(W)
F 10	94	at Minnesota	.74	(W)
F 16	58	at Michigan State	.62	(L)
F 20	64	Ohio State (2)	.73	(L)
F 23	79	at Iowa	.74	(W)
F 28	68	Michigan	.65	(W)
M 2	91	at Northwestern	.81	(W)
M 6	77	at Wisconsin	.85	(L)
M 10	58	Indiana (3)	.70	(L)

Big Ten: 3rd place (f)

Name	G	FGA	FTA	Reb.	A	B	S	Pts.-Avg.
Kaufmann	31	225-482	169-203	154	67	0	18	660-21.3
Thomas	30	172-298	108-168	203	18	54	10	452-15.1
Smith	29	140-304	90-129	168	144	8	42	394-13.6
Clemons	31	90-202	76-121	99	96	7	43	264-8.5
Kpedi	31	83-166	35-71	197	15	27	13	201-6.5
Wheeler	13	18-38	19-24	28	20	2	11	59-4.5
Pierce	31	50-100	25-47	96	18	7	11	135-4.4
Michael	31	49-115	15-32	84	31	10	17	131-4.2
Taylor	27	22-53	13-28	54	28	4	27	58-2.1
Geers	22	100-229	16-19	18	8	4	5	41-1.9
Schnaderbeck	2	1-1	0-0	1	0	0	0	2-1.0
Radis	2	0-2	2-2	0	0	0	0	2-1.0
Bjls	2	1-1	0-0	0	0	0	0	2-1.0
Oavis	1	0-0	1-2	0	0	0	0	1-1.0
Kennedy	11	0-4	1-2	2	1	0	0	1-0.1
Tuttle	1	0-0	0-0	0	0	0	0	0-0.0
Spotz	11	0-5	0-2	4	0	0	1	0-0.0
Maher	1	0-0	0-0	0	0	0	0	0-0.0
Fischer	1	0-0	0-0	0	0	0	0	0-0.0
Cross	1	0-0	0-0	1	0	0	0	0-0.0

3 pointers (Kaufmann 41-104, Smith 24-63, Clemons 8-18, Wheeler 4-13, Pierce 0-1, Michael 18-44, Taylor 1-6, Geers 5-16)

1991-92 (13-15, 7-11)

Coach: Lou Henson

Captains: Tom Michael, Deon Thomas

Lineup: f Michael, f Pierce and Bennett,

c Thomas, g Wheeler, g Clemons

N 25	60	Penn State	.65	(L)
N 30	95	Northeast Louisiana	.70	(W)
O 3	78	Tennessee State	.56	(W)
O 6	69	Hawaii	.64	(W)
O 7	76	Washington	.55	(W)
O 10	56	at Temple	.92	(L)
O 21	84	Maryland-Baltimore	.71	(W)
O 23	44	Missouri (16) (at St. Louis)	.61	(L)
O 30	94	at Illinois-Chicago (OT)	.87	(W)
J 4	66	Connecticut (5)	.70	(L)
J 8	74	Purdue (OT)	.72	(W)
J 11	75	at Michigan State (9)	.77	(L)
J 15	69	at Iowa	.74	(L)
J 18	61	Michigan (15)	.68	(L)

YEAR-BY-YEAR RECORDS

J 22	74	Wisconsin	.67	(W)
J 25	53	at Minnesota	.54	(L)
J 30	72	Ohio State (10)	.74	(L)
F 1	43	at Northwestern	.46	(L)
F 4	65	Indiana (6)	.76	(L)
F 11	76	at Purdue (OT)	.71	(W)
F 15	74	Minnesota	.58	(W)
F 20	78	at Wisconsin	.92	(L)
F 23	77	Iowa (OT)	.72	(W)
F 26	92	Northwestern	.65	(W)
M 1	70	at Indiana (2)	.76	(L)
M 7	80	Michigan State (13)	.71	(W)
M 11	70	at Ohio State (5)	.82	(L)
M 14	59	at Michigan (14)	.68	(L)

Big Ten: 8th place

Name	G	FGA	FTA	Reb.	A	B	S	Pts-Avg
Thomas	28	199-340	144-218	193	20	44	25	542-19.4
Michael	28	116-259	43-58	130	39	10	8	350-12.5
Clemons	28	104-237	93-126	106	137	7	42	312-11.1
Wheeler	27	84-197	81-96	111	72	3	18	278-10.3
Pierce	28	55-131	52-79	97	26	9	9	163-5.8
Bennett	28	57-121	17-48	105	14	12	12	133-4.8
Taylor	27	34-109	33-69	121	90	13	31	109-4.0
Davidson	26	17-51	8-21	32	9	1	4	43-1.7
Tuttle	22	3-18	20-28	15	10	5	7	26-1.2
Geers	6	1-9	3-4	4	0	1	1	6-1.0
Williams	6	2-2	0-0	2	0	0	0	4-0.7
Roth	16	3-8	3-4	9	1	2	0	9-0.6
Clarida	13	1-1	3-7	3	2	0	0	6-0.5
Ouis	15	1-6	0-0	1	1	1	0	3-0.2
Drynan	1	0-0	0-0	0	0	0	0	0-0.0
Versendaal	1	0-0	0-0	0	0	0	0	0-0.0
Sloan	3	0-0	0-0	0	0	0	0	0-0.0
Ostendorf	1	0-0	0-0	0	0	0	0	0-0.0
McAleenan	1	0-0	0-0	0	0	0	0	0-0.0
Maher	2	0-0	0-0	1	1	0	0	0-0.0
Fischer	1	0-0	0-0	0	0	0	0	0-0.0
Cross	1	0-0	0-0	0	0	0	0	0-0.0
Schnaderbeck	6	0-1	0-0	0	0	0	0	0-0.0

3 pointers (Michael 75-152, Clemons 11-32, Wheeler 29-71, Pierce 1-5, Bennett 2-2, Taylor 8-31, Davidson 1-7, Tuttle 0-6, Geers 1-3, Clarida 1-1, Ouis 1-4)

1992-93 (19-13, 11-7)

Captain: Lou Henson

Captains: Tom Michael, Deon Thomas

Lineup: f Kaufmann, f Bennett, c Thomas, g Clemons, g Keene and Wheeler

N 25	86	Dayton (OT) (at Anchorage)	.78	(W)
N 27	93	Vanderbilt (at Anchorage)	.77	(W)
N 28	94	N. Mexico St. (at Anchorage)	.95	(L)
O 3	70	Illinois-Chicago	.68	(W)
O 5	88	Chicago State	.61	(W)
O 11	85	Jackson State	.81	(W)
O 12	58	Princeton	.50	(W)
O 20	77	Mercer	.58	(W)
D 23	65	Missouri (at St. Louis)	.66	(L)
O 26	72	at Texas	.89	(L)
O 29	58	Marquette	.61	(L)
J 7	81	at Northwestern	.71	(W)
J 9	52	at Michigan State	.39	(W)
J 16	79	Indiana (6)	.83	(L)
J 21	82	Penn State	.66	(W)
J 23	68	at Michigan (5)	.76	(L)
J 27	80	Wisconsin	.72	(W)
J 30	86	at Ohio State	.76	(W)
F 4	78	Iowa (9)	.77	(W)
F 6	82	Northwestern	.67	(W)
F 10	83	Michigan State	.80	(W)
F 13	79	Pittsburgh (17)	.95	(L)
F 17	72	at Indiana (1)	.93	(L)
F 20	74	at Penn State	.66	(W)
F 25	78	Purdue (17) (2OT)	.70	(W)
F 28	66	at Wisconsin	.74	(L)
M 3	65	at Minnesota	.67	(L)
M 6	85	Ohio State	.73	(W)
M 10	97	Michigan (3) (OT)	.98	(L)
M 13	53	at Iowa (17)	.63	(L)

NCAA West Regional

M 18	75	Long Beach St. (at Salt Lake City)	.72	(W)
M 20	68	Vanderbilt (8) (at Salt Lake City)	.85	(L)

Big Ten: 3rd place (t)

Name	G	FGA	FTA	Reb.	A	B	S	Pts-Avg
Thomas	32	225-371	137-212	256	37	42	17	587-18.3
Kaufmann	31	183-433	134-168	128	74	1	17	537-17.3
Clemons	29	102-221	71-113	91	121	4	42	287-9.9
Keene	32	92-226	25-34	71	73	4	25	266-8.3
Wheeler	32	85-185	50-69	110	75	2	22	257-8.0
Bennett	32	98-180	47-87	216	16	21	17	243-7.6
Michael	30	41-97	16-23	67	19	7	3	124-4.1
Harris	26	16-35	8-11	16	17	0	9	42-1.6
Davidson	30	17-39	10-17	65	9	2	7	45-1.5
Taylor	31	12-34	9-16	36	54	8	20	35-1.1
Roth	14	2-3	0-0	4	0	1	0	4-0.3
Cross	12	1-2	0-0	0	0	0	0	2-0.2
Vivian	1	0-0	0-0	0	0	0	0	0-0.0
Smith	1	0-0	0-0	0	0	0	0	0-0.0
Rice	9	0-2	0-0	1	1	0	0	0-0.0
Ostendorf	1	0-0	0-0	0	0	0	0	0-0.0
Miller	1	0-1	0-0	0	0	0	0	0-0.0
O'Rourke	2	0-0	0-0	1	0	0	0	0-0.0
Griswold	8	0-3	0-0	3	0	0	0	0-0.0

3 pointers (Kaufmann 37-106, Clemons 6-16, Keene 57-145, Wheeler 27-78, Bennett 0-1, Michael 26-65, Harris 2-9, Davidson 1-5, Taylor 2-6)

1993-94 (17-11, 10-8)

Captain: Lou Henson

Captains: Tom Michael, Deon Thomas, T.J. Wheeler

Lineup: f Wheeler, f Clark, c Thomas, g Garriss, g Keene

D 1	99	(16) LaSalle	.73	(W)
O 4	101	(16) Illinois-Chicago	.80	(W)
O 7	65	(16) at Marquette	.74	(L)
D 10	110	(16) Morehead State	.75	(W)
D 11	108	(16) American	.84	(W)
O 18	121	(19) Chicago State	.52	(W)
O 20	79	(19) Jackson State	.63	(W)
O 22	107	(19) Missouri (3OT) (at St. Louis)	.108	(L)
J 2	83	(22) Texas	.78	(W)
J 8	74	(21) at Michigan State	.79	(L)
J 12	81	Northwestern	.53	(W)
J 15	83	at Ohio State	.75	(W)
J 19	105	Iowa	.90	(W)
J 23	70	Michigan (15)	.74	(L)
J 25	56	at Wisconsin (16)	.66	(L)
J 30	88	Indiana (11)	.81	(W)
F 2	83	at Penn State	.65	(W)
F 9	72	(24) Michigan State	.64	(W)
F 12	68	(24) at Northwestern	.79	(L)
F 15	80	Ohio State	.68	(W)
F 19	69	at Iowa	.83	(L)
F 22	70	at Michigan (3)	.79	(L)
F 27	76	Wisconsin	.85	(W)
M 1	77	at Indiana (17)	.82	(L)
M 5	84	Penn State	.59	(W)
M 9	90	Minnesota (20)	.75	(W)
M 13	77	at Purdue (6)	.87	(L)

NCAA Midwest Regional

M 18	77	Georgetown	.84	(L)
------	----	------------	-----	-----

(at Oklahoma City, Okla.)

Big Ten: 4th place (t)

Name	G	FGA	FTA	Reb.	A	B	S	Pts-Avg
Thomas, Deon	28	207-327	133-192	194	43	37	23	548-19.6
Garriss	28	133-307	151-188	98	107	1	33	446-15.9
Wheeler	25	99-213	61-75	119	97	3	22	289-11.1
Clark	26	97-192	54-86	166	33	6	15	248-9.5
Hester	28	87-214	32-44	111	43	6	19	227-8.1
Keene	28	81-213	14-22	97	113	4	30	224-8.0
Bennett	28	49-96	43-65	103	10	6	16	141-5.0
Michael	26	41-98	11-14	45	21	4	4	123-4.7
Gandy	19	24-43	12-25	36	5	8	3	64-3.4
Roth	16	10-18	5-10	25	2	4	3	25-1.6
Fierz	2	1-2	0-0	1	0	0	0	2-1.0
Cross	15	3-8	5-8	3	5	0	2	13-0.9
Phillips	9	1-2	1-3	4	4	0	1	3-0.3
McAleenan	1	0-0	0-0	1	0	0	0	0-0.0
Thiede	1	0-2	0-0	1	0	0	0	0-0.0
Schultz	1	0-0	0-0	0	0	0	0	0-0.0
Shannon	2	0-1	0-0	0	0	0	0	0-0.0
Steele	2	0-2	0-0	0	0	0	0	0-0.0
Thomas, Der.	2	0-1	0-0	1	0	0	0	0-0.0

3-pointers (Gandy 1-1, Garriss 29-87, Thomas, Deon 1-2, Wheeler 30-88, Hester 21-65, Keene 48-113, Michael 30-71, Fierz 0-1, Cross 2-5, Thiede 0-1, Shannon 0-1, Thomas, Derrick 0-1)

1994-95 (19-12, 10-8)

Captain: Lou Henson

Captains: Robert Bennett & Shelly Clark

Lineup: f Hester, f Bennett, c Clark, g Garriss, g Keene

N 25	89	at American-Puerto Rico	.77	(W)
N 26	65	Charleston (at San Juan)	.57	(W)
N 27	85	Virginia Tech (at San Juan)	.75	(W)
O 3	65	Duke (6) (at Chicago)	.70	(L)
O 5	76	at Kansas State	.69	(W)
O 9	71	Northeastern Illinois	.53	(W)
O 10	59	Princeton	.37	(W)
D 17	75	Illinois-Chicago	.60	(W)
O 19	90	(23) Mercer	.66	(W)
O 22	58	(23) Missouri (at St. Louis)	.76	(L)
D 27	56	at Connecticut (8)	.71	(L)
O 29	86	Memphis	.76	(W)
J 4	79	Ohio State	.70	(W)
J 7	82	at Northwestern	.55	(W)
J 10	62	at Purdue	.58	(W)
J 14	78	Indiana	.67	(W)
J 17	59	(20) Michigan	.69	(L)
J 21	66	(20) at Minnesota	.77	(L)
J 28	67	Michigan State (10)	.75	(L)
F 1	79	at Iowa	.74	(W)
F 4	60	at Wisconsin	.73	(L)
F 8	67	Penn State	.58	(W)
F 11	104	Iowa (OT)	.97	(W)
F 15	58	at Michigan State (8)	.68	(L)
F 22	94	Minnesota (22) (OT)	.88	(W)
F 26	51	at Michigan	.63	(L)
M 2	85	at Indiana	.89	(L)
M 4	56	Purdue (17)	.69	(L)
M 8	99	Northwestern	.57	(W)
M 11	82	at Ohio State	.63	(W)

NCAA East Regional

M 17	62	Tulsa (at Albany, N.Y.)	.68	(L)
------	----	-------------------------	-----	-----

Big Ten: 5th place (t)

Name	G	FGA	FTA	Reb.	A	B	S	Pts-Avg
Clark	28	131-262	67-108	233	43	11	28	494-15.9
Garriss	31	150-342	148-178	88	117	0	36	494-15.9
Keene	31	123-324	29-44	119	111	4	30	338-10.9
Hester	30	119-260	47-88	145	57	10	23	328-10.9
Bennett	31	98-178	66-109	191	15	13	22	262-8.5
Gee	31	73-160	39-61	106	7	7	12	185-6.0
Gandy	23	32-58	6-8	51	1	3	2	72-3.1
Turner	27	26-78	7-17	20	18	0	2	73-2.8
Notree	31	36-101	8-27	66	14	2	7	82-2.6
Johnson	24	17-31	15-21	23	10	3	7	50-2.1
Robisch	18	10-17	2-8	12	0	0	1	23-1.3
Heldman	21	3-10	4-14	12	4	0	3	18-0.9
Roth	15	4-14	1-3	15	0	0	0	9-0.6
Thomas	14	1-6	5-8	4	0	0	1	7-0.5
Steele	1	0-0	0-0	0	0	0	0	0-0.0
Larson	1	0-0	0-0	0	0	0	0	0-0.0
Schultz	1	0-0	0-0	0	0	0	0	0-0.0
Edgerton	1	0-1	0-0	1	0	0	0	0-0.0
Rodgers	1	0-0	0-0	0	0	0	0	0-0

YEAR-BY-YEAR RECORDS

1995-96 (18-13, 7-11)

Coach: Lou Henson

Captains: Richard Keene, Kiwane Garris, Jerry Hester

Lineup: f Hester, f Ntotree and Gandy, c Gee,

	g Garris, g Keene		
N 25	83	Texas-San Antonio	.80 (W)
N 28	89	Eastern Illinois	.57 (W)
O 2	75	at Duke (12)	.65 (W)
O 4	82	(21) Kansas State	.56 (W)
O 8	89	(21) Southeast Missouri State	.70 (W)
O 9	97	(21) Ball State	.53 (W)
O 16	81	(16) Illinois-Chicago	.73 (W)
O 20	96	(14) Missouri (15) (at St. Louis) (OT)	.85 (W)
O 23	83	(14) California (24) (at Chicago)	.69 (W)
O 27	64	(12) Syracuse (13) (at Honolulu)	.75 (L)
O 29	82	(12) at Hawaii (OT)	.81 (W)
O 30	85	(12) N Carolina St. (at Honolulu)	.76 (W)
I 3	64	(13) at Minnesota	.69 (L)
I 6	58	(13) Michigan State	.68 (L)
I 9	68	(21) at Michigan (23)	.83 (L)
I 13	71	(21) Indiana	.85 (L)
I 18	79	at Iowa (16)	.82 (L)
J 20	71	at Purdue (17)	.67 (W)
J 24	77	Ohio State	.46 (W)
J 27	74	at Northwestern	.62 (W)
F 3	56	Wisconsin	.57 (L)
F 8	58	at Penn State (10)	.61 (L)
F 14	93	Northwestern	.62 (W)
F 17	76	at Ohio State	.67 (W)
F 20	71	Purdue (7)	.74 (L)
F 24	91	Iowa (18)	.86 (W)
F 28	64	at Indiana	.76 (L)
M 3	73	Michigan	.62 (W)
M 6	67	at Michigan State	.77 (L)
M 9	66	Minnesota	.67 (L)
National Invitation Tournament			
M 13	69	Alabama	.72 (L)
Big Ten: 9th place			

Name	G	FGA	FTA	Reb.	A	8	S	Pts.-Avg.
Garris	25	118-316	112-130	86	98	0	42	386-15.4
Hester	28	112-246	46-65	111	35	9	16	308/11.0
Ntotree	31	122-237	66-118	190	30	5	32	327-10.5
Keene	31	107-288	34-42	116	162	8	40	317/10.2
Gee	31	115-226	35-76	190	16	33	17	265-8.5
Gandy	31	76-162	33-49	126	14	16	14	189-6.1
Heldman	31	53-127	39-44	29	43	1	11	175-5.6
Turner	31	65-180	15-33	49	54	3	17	170-5.5
Blackwell	30	39-106	24-45	86	23	6	9	118-3.9
Robisch	14	17-33	3-5	22	6	1	2	40-2.9
Brunson	1	1-1	0-0	0	0	0	0	2-2.0
Hill	2	1-1	2-2	1	0	0	0	4-2.0
Johnson	20	13-26	3-4	23	17	1	3	29-1.5
Barich	2	0-1	2-2	0	0	0	0	2-1.0
Steele	3	1-1	0-0	1	0	0	0	3-1.0
Caldwell	14	3-6	7-10	9	1	1	1	13-0.9
Lindenmeyer	8	1-5	0-0	4	0	0	1	2-0.3
Christian	9	0-3	2-4	4	0	0	0	2-0.2
Wilson	2	0-1	0-0	1	1	0	2	0-0.0
Begley	1	0-0	0-0	0	0	0	0	0-0.0
Leone	0	0-0	0-0	0	0	0	0	0-0.0
Schulz	3	0-1	0-0	1	0	0	0	0-0.0
Lambert	1	0-0	0-0	0	0	0	0	0-0.0
Cisowski	1	0-0	0-0	2	0	0	0	0-0.0

3-pointers (Gandy 4-14, Garris 38-117, Heldman 30-78, Johnson 0-2, Ntotree 17-47, Turner 25-89, Keene 69-186, Hester 38-98, Blackwell 6-19, Robisch 3-7, Steele 1-1, Lindenmeyer 0-1, Barich 0-1, Christian 0-2)

HEAD COACH LON KRUGER

(4 YEARS, 81-48, .628)



Lon Kruger was named the 14th men's basketball coach at the University of Illinois on March 21, 1996, succeeding Lou Henson, who retired after 21 seasons at Illinois. Kruger came to Champaign-Urbana after six seasons at Florida, where he led the Gators to their first Final Four in 1994. His previous head coaching experience included a four-year stint at his alma mater Kansas State (1987-90) and at Pan American (1983-86). In 1998, Kruger led the Illini to a share of the Big Ten

championship, the school's first since 1984. He guided Illinois to NCAA Tournament appearances in 1997, 1998 and 2000. Kruger left Illinois to become the head coach of the NBA's Atlanta Hawks.

1996-97 (22-10, 11-7) Final AP Ranking: 19

Coach: Lon Kruger

Captains: Kiwane Garris, Chris Gandy, Herb Caldwell

Lineup: f Gee, f Gandy, g Garris, g Heldman, g Turner

N 22	68	at Illinois-Chicago	.63 (W)
N 25	92	Delaware State	.51 (W)
N 29	73	Texas Christian (at Hilo, Hawaii)	.67 (W)
N 30	60	Louisville (at Hilo, Hawaii)	.70 (L)
O 1	92	Virginia Tech (at Hilo, Hawaii)	.68 (W)
O 3	88	at California (20T)	.89 (L)
O 6	84	Columbia	.59 (W)
O 7	86	Tennessee State	.73 (W)
O 11	94	Chicago State	.57 (W)
O 14	91	Coppin State	.55 (W)
O 21	79	UCLA (24) (at Chicago)	.63 (W)
O 28	85	Missouri (at St. Louis)	.69 (W)
J 2	69	(24) Purdue	.75 (L)
J 4	72	(24) at Ohio State	.64 (W)
J 9	74	(25) at Michigan (16)	.88 (L)
J 11	85	(25) Penn State	.70 (W)
J 14	96	Minnesota (7)	.90 (W)
J 22	66	at Michigan State	.63 (W)
J 25	56	Wisconsin	.73 (L)
J 29	65	at Iowa	.82 (L)
F 2	78	at Indiana (17)	.74 (W)
F 5	70	Northwestern	.58 (W)
F 9	66	Iowa (25)	.51 (W)
F 12	45	(20) at Wisconsin	.62 (L)
F 15	79	(20) Michigan State	.68 (W)
F 22	66	(23) at Minnesota (2)	.67 (L)
F 25	87	(21) at Penn State	.65 (W)
M 2	70	(21) Michigan (24)	.51 (W)

M 5	90	(15) Ohio State	.83 (W)
M 8	69	(15) at Purdue	.77 (L)
NCAA Southeast Regional			
M 14	90	(19) Southern Cal (at Charlotte, N.C.)	.77 (W)
M 16	63	(19) Tenn.-Chattanooga (at Charlotte, N.C.)	.75 (L)

Big Ten: 4th place (t)

Name	G	FGA	FTA	Reb	A	B	S	Pts.-Avg
Garris	30	161-402	181-218	108	163	2	52	576-19.2
Gandy	30	119-240	68-93	174	16	19	27	318-10.6
Heldman	30	99-219	45-58	104	60	1	41	304-10.1
Turner	30	113-276	16-20	68	63	1	31	301-10.0
Ntotree	30	90-216	58-78	112	41	1	21	248-8.3
Gee	30	83-154	22-38	117	21	10	13	188-6.3
Johnson	30	55-104	49-70	119	61	13	20	160-5.3
Chukwudebe	30	32-72	12-22	65	4	12	11	76-2.5
Abdullah	26	10-39	8-15	6	25	0	16	33-1.3
Caldwell	15	2-5	5-8	9	1	0	0	9-0.6
Freeman	16	4-13	0-3	7	5	5	4	8-0.5
Boline	13	0-3	1-6	6	9	0	3	1-0.1

3-pointers (Abdullah 5-19, Gandy 12-30, Garris 73-185, Heldman 61-149, Johnson 1-8, Ntotree 10-33, Turner 59-147, Boline 0-3, Freeman 0-5)

1997-98 (23-10, 13-3) Final AP Ranking: 22

Coach: Lon Kruger

Captains: Jerry Hester, Brian Johnson, Matt Heldman

Lineup: f Gee, f Johnson, f Hester, g Heldman, g Turner

N 17	69	Bradley	.59 (W)
N 21	82	Georgia Southern	.53 (W)
N 24	71	Illinois-Chicago	.70 (W)
N 27	70	Wichita State (at Bayamon, Puerto Rico)	.57 (W)
N 28	57	Louisville (19) (at Bayamon, P.R.)	.58 (L)
N 29	66	St. John's (at Bayamon, Puerto Rico)	.83 (L)
O 2	88	Texas-Pan American	.60 (W)
O 6	51	at Saint Louis (TWA Dome)	.57 (L)
O 8	88	Maine	.69 (W)
O 13	71	Clemson (17) (at Chicago)	.61 (W)
O 20	105	Texas	.80 (W)
O 23	69	Missouri (at St. Louis)	.75 (L)
O 30	69	at UCLA (9)	.74 (L)
J 3	74	Indiana	.72 (W)
J 8	76	at Iowa (11)	.64 (W)
J 10	59	at Northwestern	.44 (W)
J 13	58	Purdue (9)	.68 (L)
J 17	64	at Michigan State	.68 (L)
J 21	62	Wisconsin	.48 (W)
J 25	64	Michigan (16)	.53 (W)
J 28	66	at Ohio State	.62 (W)
J 31	77	at Penn State	.71 (W)
F 4	68	Minnesota	.56 (W)
F 7	53	at Wisconsin (OT)	.47 (W)
F 12	84	Michigan State (13)	.63 (W)
F 14	72	at Purdue (8)	.75 (L)
F 18	69	(23) Northwestern	.57 (W)
F 22	79	(23) Iowa	.72 (W)



The 1997-98 Big Ten Champions were led by five senior starters: Jarrod Gee, Brian Johnson, Jerry Hester, Matt Heldman and Kevin Turner.

YEAR-BY-YEAR RECORDS

F 24	82	(22)	at Indiana	.72	(W)
Big Ten Tournament, United Center, Chicago					
M 6	66	(22)	Wisconsin	.61	(W)
M 7	47	(22)	Purdue (9)	.68	(L)
NCAA West Regional					
M 12	64	(22)	South Alabama (at Sacramento)	.51	(W)
M 14	61	(22)	Maryland (20) (at Sacramento)	.67	(L)
Big Ten: 1st place (t)					

Name	G	FGA	FTA	Reb.	A	8	S	Pts.-Avg.
Turner	33	215-512	76-106	105	91	2	44	584-17.1
Hester	33	186-395	74-96	175	49	8	28	486-14.7
Heldman	33	97-238	98-114	97	131	0	42	359-10.9
Gee	33	115-220	49-77	175	23	29	32	279-8.5
Johnson	33	83-141	66-95	147	78	17	29	232-7.0
McClain	33	42-124	28-64	103	54	9	40	116-3.5
Davis	28	31-85	3-9	22	10	0	6	89-3.2
Chukwudebe	33	25-68	16-23	110	1	19	13	66-2.0
Storey	27	24-57	6-16	32	6	5	5	54-2.0
Beyers	21	4-14	6-12	18	3	1	0	14-0.7
Freeman	19	3-5	1-4	5	0	0	1	7-0.4
Boline	28	0-6	8-16	10	16	0	3	8-0.3

3-pointers (Chukwudebe 0-1, Davis 24-71, Boline 0-1, Heldman 67-165, Hester 40-114, Freeman 0-1, Turner 78-212, McClain, 4-24, Storey 0-1)

1998-99 (14-18, 3-13)

Coach: Lon Kruger

Captain: Victor Chukwudebe

Lineup: f Johnson, f Krupalija, c Chukwudebe,

Name	G	FGA	FTA	Reb.	A	8	S	Pts.-Avg.
Bradford	32	156-421	82-112	80	63	1	31	490-15.3
Williams	32	125-327	74-92	110	131	9	74	366-11.4
Griffin	27	110-201	70-107	135	20	41	16	290-10.7
Cook	32	112-213	51-83	143	24	28	22	287-9.0
Brown	32	81-198	40-58	113	33	4	24	223-7.0
McClain	29	71-157	51-72	109	71	5	53	197-6.8
Johnson	32	50-119	67-92	106	62	7	25	196-6.1
Krupalija	27	43-74	16-31	112	28	6	20	107-4.0
Archibald	30	35-67	31-48	97	15	7	12	101-3.4
Harrington	30	26-68	20-24	15	29	1	9	92-3.1
Chukwudebe	23	18-63	15-33	45	7	9	3	51-2.2
Cross	10	4-6	0-0	3	0	0	2	9-0.9
Mast	21	3-11	8-11	8	16	1	6	15-0.7

3-pointers (Bradford 96-255, Williams 42-133, Cook 12-38, Brown 21-65, McClain 4-13, Johnson 29-73, Krupalija 5-18, Harrington 20-50, Cross 1-3, Mast 1-4)

M 4	67	Minnesota (23)	.64	(W)
M 5	82	Indiana (17)	.66	(W)
M 6	79	Ohio State (11)	.77	(W)
M 7	50	Michigan State (2)	.67	(L)
Big Ten: 11th place				

Name	G	FGA	FTA	Reb.	A	8	S	Pts.-Avg.
Bradford	32	174-450	61-90	84	62	1	25	494-15.4
Brown	32	107-280	61-99	152	44	13	52	295-9.2
McClain	31	98-261	65-107	106	81	3	71	267-8.6
Hawkins	32	77-164	47-76	162	19	36	24	201-6.3
Chukwudebe	32	78-175	22-35	158	16	20	22	178-5.6
Krupalija	24	35-73	34-53	132	25	13	15	110-4.6
Johnson	31	37-113	46-60	96	45	4	12	135-4.4
Beyers	11	17-47	5-5	20	10	5	7	43-3.9
Davis	25	29-94	6-8	20	10	2	9	82-3.3
Archibald	32	32-82	31-45	100	26	10	16	95-3.0
Mast	31	20-44	14-21	17	36	0	14	65-2.1
Ammons	2	1-1	0-0	2	1	0	0	2-1.0
Campbell	7	0-7	0-0	5	1	0	2	0-0.0

3-pointers (Bradford 85-205, Brown 20-64, McClain 6-29, Chukwudebe 0-1, Krupalija 6-18, Johnson 15-50, Beyers 4-18, Davis 18-64, Mast 11-27, Campbell 0-1)

1999-2000 (22-10, 11-5) Final AP Ranking: 21

Coach: Lon Kruger

Captains: Victor Chukwudebe

Lineup: f Johnson, f McClain, c Griffin and Cook,

Name	G	FGA	FTA	Reb.	A	8	S	Pts.-Avg.
Bradford	32	156-421	82-112	80	63	1	31	490-15.3
Williams	32	125-327	74-92	110	131	9	74	366-11.4
Griffin	27	110-201	70-107	135	20	41	16	290-10.7
Cook	32	112-213	51-83	143	24	28	22	287-9.0
Brown	32	81-198	40-58	113	33	4	24	223-7.0
McClain	29	71-157	51-72	109	71	5	53	197-6.8
Johnson	32	50-119	67-92	106	62	7	25	196-6.1
Krupalija	27	43-74	16-31	112	28	6	20	107-4.0
Archibald	30	35-67	31-48	97	15	7	12	101-3.4
Harrington	30	26-68	20-24	15	29	1	9	92-3.1
Chukwudebe	23	18-63	15-33	45	7	9	3	51-2.2
Cross	10	4-6	0-0	3	0	0	2	9-0.9
Mast	21	3-11	8-11	8	16	1	6	15-0.7

3-pointers (Bradford 96-255, Williams 42-133, Cook 12-38, Brown 21-65, McClain 4-13, Johnson 29-73, Krupalija 5-18, Harrington 20-50, Cross 1-3, Mast 1-4)

N 19	76	(17)	Western Illinois	.53	(W)
N 22	72	(15)	at Bradley	.62	(W)
N 30	69	(16)	Duke* (17) (at Chicago)	.72	(L)
O 4	67	(16)	Maryland@ (24) (at Washington, D.C.)	.69	(L)
O 5	72	(16)	Seton Hall@ (at Washington, D.C.)	.61	(W)
O 8	98	(22)	Texas-Pan American	.61	(W)
D 11	81	(22)	Kansas State	.48	(W)
D 18	84	(20)	Kansas (8) (at Chicago)	.70	(W)
O 21	72	(15)	Missouri (at St. Louis)	.78	(L)
D 28	97	(20)	Bethune-Cookman	.47	(W)
D 30	107	(20)	Loyola-Chicago	.71	(W)
J 6	80	(19)	Ohio State (13)	.77	(W)
J 8	59	(19)	at Wisconsin	.63	(L)
J 12	66	(22)	Purdue	.69	(L)
J 16	91	(22)	at Michigan (OT)	.95	(L)
J 22	87	Penn State	.76	(W)	
J 26	69	at Iowa	.58	(W)	
I 30	66	at Michigan State (9)	.91	(L)	
F 2	73	Minnesota	.59	(W)	
F 6	51	at Penn State	.50	(W)	
F 9	75	Michigan	.59	(W)	
F 12	78	Iowa	.50	(W)	
F 17	89	at Minnesota	.80	(W)	
F 19	63	at Northwestern	.30	(W)	
F 22	87	Indiana (16)	.63	(W)	
F 27	51	at Ohio State (6)	.64	(L)	
M 4	73	(25)	Northwestern	.44	(W)

Big Ten Tournament, United Center, Chicago

M10	72	(21)	Indiana (13)	.69	(W)
M11	94	(21)	Penn State	.84	(W)
M12	61	(21)	Michigan State (5)	.76	(L)

NCAA Tournament (at Winston-Salem, N.C.)

M17	68	(21)	Pennsylvania	.58	(W)
M19	76	(21)	Florida	.93	(L)

* ACC/Big Ten Challenge
@ BB&T Classic, Washington, D.C.
Big Ten: 4th place

3-pointers (Bradford 96-255, Williams 42-133, Cook 12-38, Brown 21-65, McClain 4-13, Johnson 29-73, Krupalija 5-18, Harrington 20-50, Cross 1-3, Mast 1-4)



The 2000-01 Illini won the Big Ten Championship and earned a No. 1 seed in the NCAA Tournament, advancing to the Elite Eight.

HEAD COACH BILL SELF

(3 YEARS, 78-24, .765)



Bill Self was named the 15th men's basketball coach at the University of Illinois on June 9, 2000, succeeding Lon Kruger, who left to become head coach of the NBA's Atlanta Hawks. Self came to Champaign-Urbana after three seasons at Tulsa, where he led the Golden Hurricane to an NCAA Elite Eight appearance in 2000. His previous head coaching experience included a four-year stint at Oral Roberts (1994-97). Self became the first Big Ten coach since 1912 to win Big Ten

titles in each of his first two seasons. In his first season, Self led the Illini to a 27-8 record and a share of the Big Ten championship. Illinois earned a No. 1 seed in the NCAA Tournament, advancing to the Elite Eight. His second team saw the Illini again share the Big Ten title and advance to the NCAA Sweet Sixteen with a 26-9 record. In his third season, Illinois won its first Big Ten Tournament title in 2003 and advanced to the Second Round of the NCAA Tournament. He left Illinois to become the head coach at Kansas in April, 2003.

2000-01 (27-8, 13-3) Final AP Ranking: 4

Coach: Bill Self

Captains: Sergio McClain, Marcus Griffin

Lineup: f Cook, f McClain, c Griffin,

Name	G	FGA	FTA	Reb.	A	8	S	Pts.-Avg.
Bradford	32	156-421	82-112	80	63	1	31	490-15.3
Williams	32	125-327	74-92	110	131	9	74	366-11.4
Griffin	27	110-201	70-107	135	20	41	16	290-10.7
Cook	32	112-213	51-83	143	24	28	22	287-9.0
Brown	32	81-198	40-58	113	33	4	24	223-7.0
McClain	29	71-157	51-72	109	71	5	53	197-6.8
Johnson	32	50-119	67-92	106	62	7	25	196-6.1
Krupalija	27	43-74	16-31	112	28	6	20	107-4.0
Archibald	30	35-67	31-48	97	15	7	12	101-3.4
Harrington	30	26-68	20-24	15	29	1	9	92-3.1
Chukwudebe	23	18-63	15-33	45	7	9	3	51-2.2
Cross	10	4-6	0-0	3	0	0	2	9-0.9
Mast	21	3-11	8-11	8	16	1	6	15-0.7

3-pointers (Bradford 96-255, Williams 42-133, Cook 12-38, Brown 21-65, McClain 4-13, Johnson 29-73, Krupalija 5-18, Harrington 20-50, Cross 1-3, Mast 1-4)

Name	G	FGA	FTA	Reb.	A	8	S	Pts.-Avg.
Bradford	32	174-450	61-90	84	62	1	25	494-15.4
Brown	32	107-280	61-99	152	44	13	52	295-9.2
McClain	31	98-261	65-107	106	81	3	71	267-8.6
Hawkins	32	77-164	47-76	162	19	36	24	201-6.3
Chukwudebe	32	78-175	22-35	158	16	20	22	178-5.6
Krupalija	24	35-73	34-53	132	25	13	15	110-4.6
Johnson	31	37-113	46-60	96	45	4	12	135-4.4
Beyers	11	17-47	5-5	20	10	5	7	43-3.9
Davis	25	29-94	6-8	20	10	2	9	82-3.3
Archibald	32	32-82	31-45	100	26	10	16	95-3.0
Mast	31	20-44	14-21	17	36	0	14	65-2.1
Ammons	2	1-1	0-0	2	1	0	0	2-1.0
Campbell	7	0-7	0-0	5	1	0	2	0-0.0

3-pointers (Bradford 85-205, Brown 20-64, McClain 6-29, Chukwudebe 0-1, Krupalija 6-18, Johnson 15-50, Beyers 4-18, Davis 18-64, Mast 11-27, Campbell 0-1)

YEAR-BY-YEAR RECORDS

F 13	68	(4) Wisconsin (19)	67	(W)
F 17	67	(4) at Indiana	61	(W)
F 22	61	(3) at Ohio State	63	(L)
F 24	89	(3) Iowa	63	(W)
M 4	67	(5) at Minnesota	59	(W)
Big Ten Tournament, United Center, Chicago				
M 9	83	(4) Purdue	66	(W)
M 10	56	(4) Indiana	58	(L)
NCAA Tournament (at Dayton, Ohio)				
M 16	96	(4) Northwestern State	54	(W)
M 18	79	(4) Charlotte	61	(W)
NCAA Regional (at San Antonio, Texas)				
M 23	80	(4) Kansas (12)	64	(W)
M 25	81	(4) Arizona (5)	87	(L)
* ACC/Big Ten Challenge				
Big Ten: 1st place (t)				

Name	G	FGA	FTA	Reb.	A	8	S	Pts.-Avg.
Williams	34	168-410	133-165	126	148	9	67	508-14.9
Griffin	34	154-289	77-130	203	34	44	29	385-11.3
Cook	35	147-269	69-86	212	43	45	21	391-11.2
Bradford	35	113-298	47-59	89	63	3	23	345-9.9
McClain	35	87-217	69-125	194	102	7	46	261-7.5
Archibald	34	77-131	90-122	154	22	26	12	244-7.2
Harrington	35	61-147	27-39	49	41	1	27	200-5.7
Johnson	35	48-104	62-83	116	59	5	20	176-5.0
Krupalija	27	43-72	36-53	105	18	4	16	129-4.8
Melton	28	15-59	5-8	23	7	1	3	43-1.5
Cross	17	7-21	2-2	12	1	0	4	18-1.1
Mast	20	5-14	1-4	12	2	0	1	15-0.8
Howard	25	4-15	2-4	9	10	1	0	10-0.4
Thomas	1	0-0	0-0	0	0	0	0	0-0.0

3-pointers (Bradford 72-194; Williams 39-122, Harrington 51-111, Cook 28-76, Johnson 18-52, McClain 18-48, Melton 8-40, Krupalija 7-15, Cross 2-11, Mast 0-1, Griffin 0-1, Howard 0-1)

2001-02 (26-9, 11-5) Final AP Ranking: 13

Coach: Bill Self

Captains: Cory Bradford, Frank Williams

Lineup: f Cook, c Archibald, g Head and Harrington, g Bradford, g Williams

N 16	76	(3) Gonzaga	58	(W)
N 19	93	(2) Eastern Illinois &	53	(W)
N 22	78	(2) Penn (&, at Las Vegas)	71	(W)
N 23	105	(2) Georgia Tech (&, at Las Vegas)	66	(W)
N 24	75	(2) Southern Illinois (&, at Las Vegas)	72	(W)
N 27	63	(2) at Maryland* (5)	76	(L)
D 1	80	(2) Texas A&M-Corpus Christi	56	(W)
D 4	82	(5) Arizona (7) (at Phoenix)	87	(L)
D 8	94	(5) Arkansas (at Chicago)	91	(W)
D 16	98	(10) Western Illinois	62	(W)
D 18	87	(9) Illinois State	73	(W)
D 22	72	(9) Missouri (8) (at St. Louis)	61	(W)
D 29	87	(7) Loyola-Chicago	72	(W)
J 2	76	(7) Minnesota	53	(W)
J 5	66	(7) at Wisconsin	72	(L)
J 9	75	(9) at Purdue	84	(L)
J 12	94	(9) Michigan	70	(W)
J 15	77	(11) Iowa (17)	66	(W)
J 23	80	(9) Wisconsin	48	(W)
J 26	57	(9) at Indiana	88	(L)
J 29	67	(12) at Ohio State (25)	78	(L)
F 3	61	(12) Michigan State	67	(L)
F 7	68	(21) at Michigan	60	(W)
F 9	69	(21) Purdue	67	(W)
F 12	63	(18) at Michigan State	61	(W)
F 16	75	(18) at Seton Hall	65	(W)
F 20	83	(16) Penn State	56	(W)
F 23	56	(16) at Northwestern	41	(W)
F 26	70	(15) Indiana (25)	62	(W)
M 3	67	(15) at Minnesota	66	(W)
Big Ten Tournament, Consecro Fieldhouse, Indianapolis				
M 8	92	(10) Minnesota	76	(W)
M 9	88	(10) Ohio State (21)	94	(L)
NCAA Tournament (at Chicago)				
M 15	93	(13) San Diego State	64	(W)
M 17	72	(13) Creighton	60	(W)
NCAA Regional (at Madison, Wis.)				
M 22	69	(13) Kansas (2)	73	(L)



The 2001-02 Illini won the program's second consecutive Big Ten Championship and advanced to the NCAA Sweet Sixteen.

* ACC/Big Ten Challenge & Las Vegas Invitational Big Ten: 1st place (t)

Name	G	FGA	FTA	Reb.	A	8	S	Pts.-Avg.
Williams	35	174-443	164-203	163	153	10	71	566-16.2
Cook	35	174-342	96-110	233	44	50	29	471-13.5
Bradford	35	133-312	66-86	110	87	5	29	406-11.6
Archibald	34	114-173	134-205	188	44	38	25	362-10.6
Krupalija	21	49-84	37-50	99	29	5	7	146-7.0
Harrington	35	73-178	21-29	60	87	0	28	223-6.4
Head	35	63-124	14-25	67	59	5	34	156-4.5
Smith	33	49-91	29-44	74	20	19	5	127-3.8
Johnson	17	15-38	27-37	43	30	3	13	64-3.8
Powell	27	27-50	22-36	48	2	4	3	79-2.9
Melton	7	5-11	3-5	3	2	0	0	17-2.4
Ferguson	30	23-60	21-28	46	18	1	10	67-2.2
Young	2	1-3	0-0	1	1	0	0	2-0.5
Howard	21	7-18	4-4	13	14	0	4	20-1.0
Thomas	8	1-5	0-0	4	0	1	0	0.3

3-pointers (Bradford 74-189; Williams 54-159, Harrington 56-141, Cook 27-74, Head 16-55, Johnson 7-24, Krupalija 11-23, Melton 4-8, Howard 2-7, Powell 3-5, Ferguson 0-3, Smith 0-3, Archibald 0-1)

2002-03 (25-7, 11-5) Final AP Ranking: 11

Coach: Bill Self

Captains: Brian Cook, Sean Harrington, Jerrance Howard

Lineup: f Cook, f/g Powell/Head, c Augustine, g Brown, g Williams

N 24	90	Lehigh	56	(W)
N 27	96	Arkansas-Pine Bluff	43	(W)
D 1	85	Western Illinois	56	(W)
D 3	92	(25) North Carolina (12)*	65	(W)
D 7	62	(25) Arkansas (at Little Rock)	58	(W)
D 10	80	(15) Eastern Illinois	68	(W)
D 14	70	(15) Temple (at Chicago)	54	(W)
D 21	85	(12) Missouri (11) (at St. Louis)	70	(W)
D 28	74	(7) at Memphis	77	(L)
D 30	63	(11) Coppin State	37	(W)
J 4	88	(11) Oakland	53	(W)
J 7	76	(10) at Minnesota	70	(W)
J 11	69	(10) Wisconsin	63	(W)
J 15	61	(8) at Iowa	68	(L)
J 18	66	(8) at Indiana (18)	74	(L)
J 22	75	(18) Purdue	62	(W)
J 25	75	(18) at Penn State	63	(W)
J 29	67	(13) Michigan	60	(W)
F 2	65	(13) at Michigan State	68	(L)
F 9	76	(16) Ohio State	57	(W)
F 15	61	(14) at Purdue	70	(L)
F 18	70	(20) Michigan State	40	(W)
F 22	73	(20) Northwestern (at Chicago)	61	(W)
F 25	80	(18) Indiana	54	(W)
M 1	82	(18) at Michigan	79	(W)
M 5	59	(14) at Wisconsin (24)	60	(L)
M 9	84	(14) Minnesota	60	(W)

Big Ten Tournament, United Center, Chicago

M 14	94	(13) Northwestern	65	(W)
M 15	73	(13) Indiana	72	(W)
M 16	72	(13) Ohio State	59	(W)
NCAA Tournament (at RCA Dome, Indianapolis)				
M 20	65	(11) Western Kentucky	60	(W)
M 22	60	(11) Notre Dame (22)	68	(L)

* ACC/Big Ten Challenge

Big Ten: 2nd place

Name	G	FGA	FTA	Reb.	A	8	S	Pts.-Avg.
Cook	30	202-422	168-205	227	60	13	20	599-20.0
Brown	32	142-327	49-72	119	159	0	57	384-12.0
Powell	30	104-176	33-57	101	12	12	9	261-8.7
Head	25	68-131	34-46	71	42	3	27	198-7.9
Harrington	32	76-171	19-30	73	65	0	29	235-7.3
Augustine	32	94-162	32-45	186	25	27	20	225-7.0
Williams	32	75-176	24-45	95	145	5	46	202-6.3
Smith	31	60-121	38-44	92	26	38	11	163-5.3
Spears	6	8-12	3-7	9	6	1	1	19-3.2
Wilson	18	14-37	14-18	29	8	1	4	46-2.6
Ferguson	24	11-33	18-26	32	20	0	3	40-1.7
Howard	14	4-16	0-0	3	7	0	0	9-0.6
Huge	8	0-3	4-4	1	0	0	0	4-0.5
Thomas	9	1-6	1-4	4	0	0	0	3-0.3

3-pointers (Brown 51-155; Harrington 64-144; Cook 27-89; Williams 28-79; Head 28-66; Powell 20-49; Wilson 4-16; Augustine 5-14; Smith 5-11; Howard 1-6; Ferguson 0-3; Huge 0-3; Thomas 0-1)

YEAR-BY-YEAR RECORDS

HEAD COACH BRUCE WEBER

(3 YEARS, 89-16, .848)



Bruce Weber was named the 16th men's basketball coach at the University of Illinois on April 30, 2003. Weber came to Champaign after five seasons as head coach at Southern Illinois, where he led the Salukis to consecutive Missouri Valley Conference titles in his last two seasons, and to the NCAA Sweet Sixteen in 2002. Weber became the third coach in Big Ten history to win an outright Big Ten championship in his first season in the league after leading the Illini to 10-straight wins to end the regular season en

route to the title. In 2004, Weber led the Illini to the NCAA Sweet Sixteen and a final record of 26-7, tying the fourth-most wins in school history. Weber made history during his second season with the Illini, directing Illinois to its first-ever appearance in the national championship game and to the Final Four for the first time since 1989. Weber led the Illini to a record of 37-2, tying the all-time NCAA record for wins a season. He became the first coach in Big Ten history to win consecutive outright league titles in his first two years after guiding the Illini to the 2005 outright title with a league record of 15-1. The Illini also won the Big Ten Tournament title and received the overall No. 1 seed in the NCAA Tournament. Illinois won its first 29 games of the season, setting a school record and ranking as the third best start in Big Ten history. Illinois was ranked No. 1 in the national polls for 15 straight weeks and was ranked No. 1 in the final 2005 Associated Press poll. Weber's record in his third season matched his best at the 2006 Illini again went 26-7, tying the fourth-most wins in school history. Illinois was the Big Ten runner-up, advanced to the second round of the NCAA Tournament, and finished the year ranked 13th in the final AP poll and 17th in the final Coaches Poll.

2003-04 (26-7, 13-3) Final AP Ranking: 13

Coach: Bruce Weber

Captains: Dee Brown, Jerrance Howard, Deron Williams

Lineup: f Powell, c Augustine, g Head, g Brown, g Williams

N 22	94	(12) Western Illinois	.66	(W)
N 26	93	(12) Mercer	.61	(W)
N 29	75	(12) at Temple (at The Palestra, Philly)	.60	(W)
D 2	81	(11) North Carolina (10) (at Greensboro, N.C.)*	.88	(L)
D 6	84	(11) vs. Arkansas (at Chicago)	.61	(W)
D 9	51	(14) vs. Providence (at New York City)	.70	(L)
D 11	85	(14) Maryland-Eastern Shore	.43	(W)
D 13	74	(14) Memphis	.64	(W)
D 23	71	(21) vs. Missouri (11) (at St. Louis)	.70	(W)
D 30	75	(20) vs. Illinois-Chicago (at Chicago)	.60	(W)
J 3	80	(20) Illinois State (DT)	.73	(W)
J 7	85	(19) Ohio State	.63	(W)
J 10	54	(19) Purdue (24)	.58	(L)
J 14	60	(25) at Northwestern	.70	(L)
J 17	88	(25) Iowa	.82	(W)
J 21	80	Penn State	.37	(W)
J 24	56	at Wisconsin	.76	(L)
J 31	67	Michigan	.52	(W)
F 3	51	at Indiana	.49	(W)
F 8	79	at Minnesota	.69	(W)
F 10	75	Michigan State	.51	(W)
F 18	65	Wisconsin (12)	.57	(W)
F 21	66	at Penn State	.58	(W)
F 25	78	(23) at Iowa	.59	(W)
F 28	66	(23) Northwestern	.56	(W)
M 3	81	(18) at Purdue (DT)	.79	(W)
M 7	64	(18) at Ohio State	.63	(W)
Big Ten Tournament, Conoco Fieldhouse, Indianapolis				
M 12	71	(12) Indiana	.59	(W)
M 13	74	(12) Michigan	.60	(W)
M 14	53	(12) Wisconsin (10)	.70	(L)



The 2003-04 Illini won the school's first outright Big Ten Championship since 1952.

NCAA Tournament (at Nationwide Arena, Columbus, Ohio)

M 19	72	(13) Murray State	.53	(W)
M 21	92	(13) Cincinnati (11)	.68	(W)

NCAA Regional (at Georgia Dome, Atlanta)

M 26	62	(13) Duke (6)	.72	(L)
------	----	---------------	-----	-----

* ACC/Big Ten Challenge

Big Ten: 1st place

Name	G	FGA	FTA	Reb.	A	B	S	Pts-Avg.
Williams	30	147-360	59-75	97	185	9	31	420-14.0
Brown	33	160-389	49-73	123	147	3	51	440-13.3
Powell	32	150-252	67-105	160	22	14	21	371-11.6
Head	29	107-239	56-72	110	75	6	30	319-11.0
Augustine	33	125-197	68-106	242	21	42	38	318-9.6
Smith	33	81-178	53-66	107	38	24	8	223-6.8
McBride	29	30-99	8-10	36	31	0	14	92-3.2
Randle	32	35-62	13-28	73	16	11	15	86-2.7
Ingram	33	32-75	8-12	73	14	9	7	73-2.2
Carter	17	6-15	8-10	10	5	1	1	20-1.2
Howard	18	5-14	5-6	8	9	1	5	19-1.1
Spears	20	9-19	3-8	11	2	2	3	21-1.1
Nkemdi	6	0-0	0-0	3	0	0	0	0-0.0

3-pointers (Brown 71-205; Williams 67-170; Head 49-143; McBride 24-74; Smith 8-26; Powell 4-12; Howard 4-11; Randle 3-12; Ingram 1-7; Augustine 0-2).

2004-05 (37-2, 15-1) Final AP Ranking: 1

Coach: Bruce Weber

Captains: Dee Brown, Luther Head, Deron Williams

Lineup: f Powell, c Augustine, g Head, g Brown, g Williams

N 19	87	(6) Delaware State	.67	(W)
N 21	91	(6) Florida A&M	.60	(W)
N 24	85	(5) Oakland	.54	(W)
N 27	89	(5) vs. Gonzaga (24) (at Indianapolis)	.72	(W)
D 1	91	(5) Wake Forest (1) *	.73	(W)
D 4	72	(5) vs. Arkansas (at Little Rock, Ark.)	.60	(W)
D 6	78	(1) Chicago State	.59	(W)
D 9	74	(1) at Georgetown	.59	(W)
D 11	83	(1) vs. Oregon (at Chicago)	.66	(W)
D 19	93	(1) Valparaiso	.56	(W)
D 22	70	(1) vs. Missouri (at St. Louis)	.64	(W)
D 27	105	(1) Longwood	.79	(W)
D 30	69	(1) vs. Northwestern State (at Las Vegas)	.51	(W)
D 31	67	(1) vs. Cincinnati (22) (at Las Vegas)	.45	(W)
J 5	84	(1) Ohio State	.85	(W)
J 8	66	(1) at Purdue	.59	(W)
J 12	90	(1) Penn State	.64	(W)
J 15	78	(1) at Northwestern	.66	(W)
J 20	73	(1) Iowa (23) (DT)	.68	(W)
J 25	75	(1) at Wisconsin (18)	.65	(W)
J 29	89	(1) Minnesota	.66	(W)
F 1	81	(1) at Michigan State (12)	.68	(W)
F 6	60	(1) Indiana	.47	(W)
F 8	57	(1) at Michigan	.51	(W)

F 12	70	(1) Wisconsin (20)	.59	(W)
F 16	83	(1) at Penn State	.63	(W)
F 19	75	(1) at Iowa	.65	(W)
F 23	84	(1) Northwestern	.48	(W)
M 3	84	(1) Purdue	.50	(W)
M 6	64	(1) at Ohio State	.65	(L)

Big Ten Tournament, United Center, Chicago

M 11	68	(1) Northwestern	.51	(W)
M 12	64	(1) Minnesota	.56	(W)
M 13	54	(1) Wisconsin (23)	.43	(W)

NCAA Tournament (at RCA Dome, Indianapolis)

M 17	67	(1) Fairleigh Dickinson	.55	(W)
M 19	71	(1) Nevada	.59	(W)

NCAA Regional (at Allstate Arena, Rosemont, Ill.)

M 24	77	(1) Wisconsin-Milwaukee	.63	(W)
M 26	90	(1) Arizona (9) (DT)	.89	(W)

NCAA Final Four (at Edward Jones Dome, St. Louis)

A 2	72	(1) Louisville (4)	.57	(W)
A 4	70	(1) North Carolina (2)	.75	(L)

* ACC/Big Ten Challenge

Big Ten: 1st place

Name	G	FGA	FTA	Reb.	A	B	S	Pts-Avg.
Head	39	214-462	78-99	155	150	9	67	622-15.9
Brown	39	179-359	61-79	104	177	3	70	518-13.3
Williams	39	178-411	65-96	142	264	8	38	489-12.5
Powell	39	175-319	97-133	222	16	9	25	467-12.0
Augustine	39	141-227	110-147	295	43	46	36	392-10.1
Ingram	39	71-150	23-29	107	17	20	26	174-4.5
Smith	38	54-133	15-23	78	24	18	11	127-3.3
McBride	38	32-99	7-7	51	29	2	15	98-2.6
Carter	33	32-62	9-19	58	5	6	9	74-2.2
Pruitt	21	10-26	9-18	19	0	1	3	29-1.4
Nkemdi	18	6-10	0-1	6	2	1	0	12-0.7

3-pointers (Head 116-283; Brown 99-228; Williams 68-187; McBride 27-87; Powell 20-52; Ingram 9-23; Smith 4-11; Carter 1-6).

2005-06 (26-7, 11-5) Final AP Ranking: 13

Coach: Bruce Weber

Captains: James Augustine, Dee Brown, Brian Randle

Lineup: f Randle, f Augustine, c Pruitt, g McBride, g Brown

N 18	90	(17) South Dakota State	.65	(W)
N 20	71	(17) Texas-Pan American	.59	(W)
N 22	93	(15) Texas Southern	.59	(W)
N 25	55	(15) vs. Wichita State (at S. Padre Island)	.54	(W)
N 26	77	(15) vs. Rutgers (at S. Padre Island)	.57	(W)
N 29	68	(12) at North Carolina *	.64	(W)
D 3	65	(12) vs. Xavier (at Chicago)	.62	(W)
D 5	75	(11) Arkansas-Little Rock	.49	(W)
D 8	58	(11) Georgetown	.48	(W)
D 10	89	(11) vs. Oregon (at Portland)	.59	(W)
D 18	61	(9) Cappin State	.42	(W)
D 21	82	(6) vs. Missouri (at St. Louis)	.50	(W)

YEAR-BY-YEAR RECORDS



The 2004-05 Illini won a second straight outright Big Ten championship, won the Big Ten Tournament, advanced to the Final Four, finished as the National Runner-Up, and tied the most wins in a single season in NCAA history with 37 victories.

O 28	89	(6) Southeast Missouri State	.64	(W)
D 30	84	(6) Tennessee-Martin	.46	(W)
J 5	60	(6) Michigan State (7)	.50	(W)
J 7	48	(6) at Iowa	.63	(L)
J 14	79	(7) Michigan	.74	(W)
J 17	60	(7) at Indiana (13)	.62	(L)
J 21	58	(7) at Northwestern	.47	(W)
J 25	77	(8) Minnesota	.53	(W)
J 28	76	(8) Purdue	.58	(W)
J 31	66	(6) at Wisconsin	.51	(W)
F 4	65	(6) Penn State	.66	(L)
F 12	53	(10) at Ohio State (19)	.69	(L)
F 15	63	(14) Northwestern	.47	(W)
F 19	70	(14) Indiana	.58	(W)
F 21	72	(8) at Michigan	.72	(L)
F 25	71	(8) Iowa (20)	.59	(W)
F 28	71	(10) at Minnesota	.65	(W)
M 4	75	(10) at Michigan State (25)	.68	(W)

Big Ten Tournament, Conseco Fieldhouse, Indianapolis

M 10 56 (9) vs. Michigan State .61 (L)

NCAA Tournament (at Cox Arena, San Diego)

M 16 78 (13) vs. Air Force .69 (W)

M 18 64 (13) vs. Washington (17) .67 (L)

* ACC/Big Ten Challenge

Big Ten: 2nd place (t)

Name	G	FG- FGA	FT- FTA	Reb.	A	8	S	Pts- Avg.
Brown	33	157-437	78-103	102	191	1	53	470-14.2
Augustine	33	174-279	99-152	300	59	24	47	448-13.6
McBride	33	112-277	22-25	60	70	0	24	329-10.0
Randle	32	109-210	48-81	173	47	17	26	272-8.5
Smith	32	85-101	19-27	53	43	1	16	255-8.0
Pruitt	33	86-164	31-64	169	15	15	13	203-6.2
Carter	32	58-126	37-55	88	15	9	6	154-4.8
Arnold	32	47-102	19-34	76	2	9	7	113-3.5
Brock	17	8-24	6-15	27	7	1	4	23-1.4
Frazier	27	10-48	9-18	45	50	2	7	34-1.3
Hicks	11	2-5	6-8	1	1	0	0	10-0.9

3-pointers (McBride, 83-206; Brown, 78-243; Smith, 66-137; Randle, 6-34;

Frazier, 5-32; Carter, 1-6; Brock, 1-6; Augustine, 1-2; Hicks, 0-2).

Note: Illinois AP ranking in parenthesis prior to opponent.

Opponent AP ranking in parenthesis after opponent.

NCAA TOURNAMENT

1942:	Eastern Playoffs (at New Orleans) Kentucky 46, Illinois 44 Penn State 41, Illinois 34
1949:	Eastern Playoffs (at New York) Illinois 71, Yale 67 Kentucky 56, Illinois 47 Final Playoffs (at Seattle) Illinois 57, Oregon State 53 (3rd place)
1951:	Warm-up Game (at Manhattan, Kan.) Kansas State 91, Illinois 72 Eastern Playoffs (at New York) Illinois 79, Columbia 71 Illinois 84, No. Carolina St. 70 Kentucky 76, Illinois 74 Final Playoffs (at Minneapolis) Illinois 61, Oklahoma A&M 46 (3rd place)
1952:	Mideast Regional (at Chicago) Illinois 80, Dayton 61 Illinois 74, Duquesne 68 Final Playoffs (at Seattle) St. John's 61, Illinois 59 Illinois 67, Santa Clara 64 (3rd place)
1963:	Mideast Regional (at East Lansing, Mich.) Illinois 70, Bowling Green 67 Loyola (Ill.) 79, Illinois 64
1981:	Western Region (#4 seed) (at Los Angeles) #4 Illinois 67, #5 Wyoming 65 Western Regional (at Salt Lake City) #8 Kansas State 57, #4 Illinois 52
1983:	Western Region (#7 seed) (at Boise) #10 Utah 52, #7 Illinois 49
1984:	Mideast Region (#2 seed) (at Milwaukee) #2 Illinois 64, #7 Villanova 56 Mideast Regional (at Lexington, Ky.) #2 Illinois 72, #3 Maryland 70 #1 Kentucky 54, #2 Illinois 51
1985:	East Region (#3 seed) (at Atlanta) #3 Illinois 76, #14 Northeastern 57 #3 Illinois 74, #6 Georgia 58 East Regional (at Providence, R.I.) #2 Georgia Tech 61, #3 Illinois 53
1986:	Southeast Region (#4 seed) (at Charlotte) #4 Illinois 75, #13 Fairfield 51 #5 Alabama 58, #4 Illinois 56
1987:	Southeast Region (#3 seed) (at Birmingham) #14 Austin Peay 68, #3 Illinois 67
1988:	Southeast Region (#3 seed) (at Cincinnati) #3 Illinois 81, #14 Texas-San Antonio 72 #6 Villanova 66, #3 Illinois 61
1989:	Midwest Region (#1 seed) (at Indianapolis) #1 Illinois 77, #16 McNeese State 71 #1 Illinois 72, #9 Ball State 60 Midwest Regional (at Minneapolis)

1990:	#1 Illinois 83, #4 Louisville 69 #1 Illinois 89, #2 Syracuse 86 Final Four (at Seattle) #3 Michigan 83, #1 Illinois 81 Midwest Region (#5 seed) (at Austin) #12 Dayton 88, #5 Illinois 86
1993:	West Region (#6 seed) (at Salt Lake City) #6 Illinois 75, #11 Long Beach State 72 #3 Vanderbilt 85, #6 Illinois 68
1994:	Midwest Region (#8 seed) (at Oklahoma City) #9 Georgetown 84, #8 Illinois 77
1995:	East Region (#11 seed) (at Albany, N.Y.) #6 Tulsa 68, #11 Illinois 62
1997:	Southeast Region (#6 seed) (at Charlotte) #6 Illinois 90, #11 Southern Cal 77 #14 Tennessee-Chattanooga 75, #6 Illinois 63
1998:	West Region (#5 seed) (at Sacramento) #5 Illinois 64, #12 South Alabama 51 #4 Maryland 67, #5 Illinois 61
2000:	East Region (#4 seed) (at Winston-Salem, N.C.) #4 Illinois 68, #13 Penn 58 #5 Florida 93, #4 Illinois 76
2001:	Midwest Region (#1 seed) (at Dayton, Ohio) #1 Illinois 96, #16 Northwestern St. 54 #1 Illinois 79, #9 Charlotte 61 Midwest Regional (at San Antonio) #1 Illinois 80, #4 Kansas 64 #2 Arizona 87, #1 Illinois 81
2002:	Midwest Region (#4 seed) (at Chicago) #4 Illinois 93, #13 San Diego St. 64 #4 Illinois 72, #12 Creighton 60 Midwest Regional (at Madison, Wis.) #1 Kansas 73, #4 Illinois 69
2003:	West Region (#4 seed) (at Indianapolis) #4 Illinois 65, #13 Western Kentucky 60 #5 Notre Dame 68, #4 Illinois 60
2004:	Atlanta Region (#5 seed) (at Columbus, Ohio) #5 Illinois 72, #12 Murray State 53 #5 Illinois 92, #4 Cincinnati 68 Atlanta Regional (at Atlanta) #1 Duke 72, #5 Illinois 62
2005:	Chicago Region (#1 seed) (at Indianapolis) #1 Illinois 67, #16 Fairleigh Dickinson 55 #1 Illinois 71, #9 Nevada 59 Chicago Regional (at Rosemont, Ill.) #1 Illinois 77, #12 Wisconsin- Milwaukee 63 #1 Illinois 90, #3 Arizona 89 (OT) Final Four (at St. Louis) #1 Illinois 72, #4 Louisville 57 #1 North Carolina 75, #1 Illinois 70
2006:	Washington D.C. Region (#4 seed) (at San Diego) #4 Illinois 78, #13 Air Force 69 #5 Washington 67, #3 Illinois 64

Overall NCAA Record: 38-27 (.585)

Illinois Record at NCAA Sites

	Record	Last Appearance
Albany	0-1	1995
Atlanta	2-1	2004
Austin	0-1	1990
Birmingham	0-1	1987
Boise	0-1	1983
Charlotte	2-2	1997
Chicago	6-0	2005
Cincinnati	1-1	1988
Columbus	2-0	2004
Dayton	2-0	2001
East Lansing	1-1	1963
Indianapolis	5-1	2005
Lexington	1-1	1984
Los Angeles	1-0	1981
Madison	0-1	2002
Milwaukee	1-0	1984
Minneapolis	3-0	1989
New Orleans	0-2	1942
New York	3-2	1951
Oklahoma City	0-1	1994
Providence	0-1	1985
Sacramento	1-1	1998
St. Louis	1-1	2005
Salt Lake City	1-2	1993
San Antonio	1-1	2001
San Diego	1-1	2006
Seattle	2-2	1989
Winston-Salem	1-1	2000

Illinois at the National Invitational Tournament (NIT)

1980:	Preliminary Games (at Champaign) Illinois 105, Loyola (Ill.) 87 Illinois 75, Illinois State 65 Illinois 65, Murray State 63 Final Playoffs (at New York) Minnesota 65, Illinois 63 Illinois 84, UNLV 74 (3rd place)
1982:	Preliminary Games (at Champaign) Illinois 126, Long Island 78 Dayton 61, Illinois 58
1996:	Preliminary Games (at Champaign) Alabama 72, Illinois 69

Overall NIT Record: 5-3 (.625)

NCAA TOURNAMENT RECORDS

NCAA Tournament Team Highs/Lows - Illinois

Field Goals

39 vs. Louisville, 3/24/89
38 vs. North Carolina State, 3/22/51
37 vs. Syracuse, 3/26/89
35 vs. Cincinnati, 3/21/04
35 vs. Northwestern State, 3/18/01
35 vs. Fairfield, 3/14/86

Field Goal Attempts

103 vs. Yale, 3/21/49
81 vs. Louisville, 3/24/89
80 vs. Loyola-Chicago, 3/16/63
77 vs. Dayton, 3/21/52
75 vs. Oregon State, 3/26/49

Field Goal Percentage

.615 (35-55) vs. Cincinnati, 3/21/04
.607 (37-61) vs. Syracuse, 3/26/89
.596 (31-52) vs. USC, 3/14/97
.587 (27-46) vs. Maryland, 3/22/84
.586 (34-58) vs. San Diego St., 3/15/02
.580 (29-50) vs. Air Force, 3/16/06

3-Point Field Goals

16 vs. Arizona, 3/26/05
13 vs. San Diego State, 3/15/02
12 vs. North Carolina, 4/4/05
12 vs. Louisville, 4/2/05
11 vs. Cincinnati, 3/21/04
11 vs. Arizona, 3/25/01

3-Point Field Goal Attempts

40 vs. North Carolina, 4/4/05
35 vs. Arizona, 3/26/05
30 vs. Louisville, 4/2/05
28 vs. Florida, 3/19/00
27 vs. Arizona, 3/25/01
27 vs. Charlotte, 3/18/01

3-Point Field Goal Percentage (min. 10 att.)

.579 (11-19) vs. Cincinnati, 3/21/04
.526 (10-19) vs. Northwestern St., 3/18/01
.520 (13-25) vs. San Diego State, 3/15/02
.500 (5-10) vs. South Alabama, 3/12/98
.500 (5-10) vs. Long Beach St., 3/18/93

Free Throws

29 vs. Oklahoma A&M, 3/22/51
23 vs. USC, 3/14/97
23 vs. Santa Clara, 3/26/52
22 vs. Kentucky, 3/24/51
21 vs. South Alabama, 3/12/98

Free Throw Attempts

37 vs. Dklahoma A&M, 3/22/51
35 vs. Kentucky, 3/24/51
32 vs. Santa Clara, 3/26/52
32 vs. Dayton, 3/21/52
30 vs. Maryland, 3/22/84

Free Throw Percentage

.917 (11-12) vs. Oregon State, 3/26/49
.889 (16-18) vs. NW State, 3/18/01
.882 (15-17) vs. Wyoming, 3/14/81
.857 (12-14) vs. Air Force, 3/16/06
.857 (12-14) vs. West. Kentucky, 3/20/03
.826 (19-23) vs. Michigan, 4/1/89

Rebounds

50 vs. Dayton, 3/15/90
50 vs. Bowling Green State, 3/15/63
49 vs. Loyola-Chicago, 3/16/63
45 vs. Kansas, 3/23/01
45 vs. Louisville, 3/24/89

Assists

27 vs. Northwestern State, 3/18/01
26 vs. vs. Cincinnati, 3/21/04
24 vs. San Diego State, 3/15/02
22 vs. Louisville, 3/24/89
21 vs. Louisville, 4/2/05
21 vs. Arizona, 3/26/05
21 vs. USC, 3/14/97
21 vs. Ball State, 3/18/89
21 vs. Northeastern, 3/15/85

Fewest Turnovers

4 vs. Cincinnati, 3/21/04
4 vs. Fairfield, 3/14/86
5 vs. Alabama, 3/16/86
6 vs. South Alabama, 3/12/98
6 vs. Maryland, 3/22/84
7 vs. Louisville, 4/2/05
7 vs. Kentucky, 3/24/84
7 vs. Kansas State, 3/19/81

Blocked Shots

6 vs. Creighton, 3/17/02
6 vs. San Diego State, 3/15/02
5 vs. Murray State, 3/19/04
5 vs. Austin Peay, 3/12/87
4 vs. Western Kentucky, 3/20/03
4 vs. Ball State, 3/18/89

Steals

13 vs. South Alabama, 3/12/98
12 vs. Arizona, 3/26/05
11 vs. Western Kentucky, 3/20/03
11 vs. San Diego State, 3/15/02
11 vs. Kansas, 3/23/01
11 vs. Louisville, 3/24/89
11 vs. McNeese State, 3/16/89

Points

96 vs. Northwestern State, 3/18/01
93 vs. San Diego State, 3/15/02
92 vs. Cincinnati, 3/21/04
90 vs. Arizona, 3/26/05
90 vs. USC, 3/14/97
89 vs. Syracuse, 3/26/89
86 vs. Dayton, 3/15/90

50-Point Halves

53 vs. San Diego State (2nd), 3/15/02
52 vs. NW State (2nd), 3/18/01
51 vs. Arizona (2nd), 3/25/01
51 vs. McNeese State (2nd), 3/16/89
50 vs. Dayton (2nd), 3/15/90
50 vs. Syracuse (2nd), 3/26/89

Fewest Points

34 vs. Penn State, 3/21/42
44 vs. Kentucky, 3/20/42
47 vs. Kentucky, 3/22/49
49 vs. Utah, 3/17/83

Fewest Field Goals

12 vs. Penn State, 3/21/42
16 vs. Oklahoma A&M, 3/22/51
18 vs. Kentucky, 3/20/42
19 vs. South Alabama, 3/12/98

Fewest Field Goal Attempts

41 vs. South Alabama, 3/12/98
45 vs. Creighton, 3/17/02
46 vs. Maryland, 3/22/84
47 vs. Georgia Tech, 3/21/85
49 vs. Nevada, 3/19/05
49 vs. Penn, 3/17/00

Lowest FG Percentage

.226 (12-53) vs. Penn State, 3/21/42
.275 (19-69) vs. Kentucky, 3/22/49
.282 (29-103) vs. Yale, 3/21/45
.307 (23-75) vs. Oregon State, 3/26/49

Fewest Points / Half

13 (2nd) vs. Penn State, 3/21/42
21 (1st) vs. Penn State, 3/21/42
22, four times, last vs. Kentucky (1st), 3/24/84

Fewest Free Throws

0 vs. Alabama, 3/16/86
1 vs. Penn State, 3/21/42
2 vs. Kansas State, 3/19/81

Fewest Free Throw Attempts

0 vs. Alabama, 3/16/86
3 vs. Kansas State, 3/19/81
6 vs. North Carolina, 4/4/05
6 vs. Maryland, 3/14/98

Low Free Throw Percentage

.000 (0-0) vs. Alabama, 3/16/86
.100 (1-10) vs. Penn State, 3/21/42
.363 (4-11) vs. Louisville, 3/24/89

Fewest 3-Point Field Goals

0 vs. Texas-San Antonio, 3/18/88
0 vs. Austin Peay, 3/12/87
1, three times, last vs. Louisville, 3/24/89

Fewest 3-Point Field Goal Attempts

1 vs. Texas-San Antonio, 3/18/88
2 vs. Villanova, 3/20/88
4 vs. Syracuse, 3/26/89

Low 3-Point Field Goal Percentage

.000 (0-1) vs. Texas-S.A., 3/18/88
.000 (0-7) vs. Austin Peay, 3/12/87
.125 (1-8) vs. McNeese State, 3/18/89

Fewest Rebounds

16 vs. South Alabama, 3/12/98
21 vs. Cincinnati, 3/21/04
21 vs. UT-Chattanooga, 3/16/97
21 vs. Kentucky, 3/24/84

Fewest Assists

7 vs. Tulsa, 3/17/95
8 vs. Villanova, 3/20/88
10 vs. Kansas, 3/23/01
10 vs. Penn, 3/17/00

Fewest Blocked Shots

0 vs. Washington, 3/18/06
0 vs. Louisville, 4/2/05
0 vs. Long Beach State, 3/18/93
0 vs. Syracuse, 3/26/89
0 vs. Maryland, 3/22/84

Fewest Steals

1 vs. Kansas State, 3/19/81
2 vs. Maryland, 3/14/98
2 vs. USC, 3/14/97

Largest Winning Margin

41 vs. Northwestern State, 3/18/01
29 vs. San Diego State, 3/15/02
24 vs. Cincinnati, 3/21/04
24 vs. Fairfield, 3/14/86
19 vs. Murray State, 3/19/04
19 vs. Northeastern, 3/15/85
19 vs. Dayton, 3/21/52

Largest Losing Margin

86 vs. Florida, 3/19/00
17 vs. Vanderbilt, 3/20/93
15 vs. Loyola-Chicago, 3/16/63
12 vs. UT-Chattanooga, 3/16/97

Most Points in a Loss

83 vs. Dayton (88), 3/15/90
81 vs. Arizona (87), 3/25/01
81 vs. Michigan (83), 4/1/89

Most Points Allowed

93, Florida, 3/19/00
89, Arizona, 3/26/05
88, Dayton, 3/15/90
87, Arizona, 3/25/01
83, Michigan, 4/1/89

NCAA Tournament Individual Lists - Illinois

20+ Point Games

25, Don Sunderlage vs. Columbia, 3/20/51
22, Ted Beach vs. Columbia, 3/20/51
21, Don Sunderlage vs. North Carolina State, 3/22/51
20, Don Sunderlage vs. Kentucky, 3/24/51
21, Rod Fletcher vs. Kentucky, 3/24/51
25, John Kerr vs. Santa Clara, 3/26/52
20, Dave Downey vs. Bowling Green State, 3/15/63
21, Bill Burwell vs. Bowling Green State, 3/15/63
20, Dave Downey vs. Loyola-Chicago, 3/16/63
23, Ken Norman vs. Northeastern, 3/15/85
24, Doug Altenberger vs. Georgia Tech, 3/21/85
22, Anthony Welch vs. Fairfield, 3/14/86
21, Lowell Hamilton vs. Texas-San Antonio, 3/18/88
24, Nick Anderson vs. Ball State, 3/18/89
24, Nick Anderson vs. Louisville, 3/24/89
24, Nick Anderson vs. Syracuse, 3/26/89
28, Kenny Battle vs. Syracuse, 3/26/89
29, Kenny Battle vs. Michigan, 4/1/89
28, Kendall Gill vs. Dayton, 3/15/90
20, Deon Thomas vs. Long Beach State, 3/18/93
24, Kiwane Garris vs. Tulsa, 3/17/95
27, Kiwane Garris vs. USC, 3/14/97
20, Chris Gandy vs. USC, 3/14/97
21, Frank Williams vs. Penn, 3/17/00
27, Cory Bradford vs. Florida, 3/19/00
30, Frank Williams vs. Kansas, 3/23/01
25, Robert Archibald vs. Arizona, 3/25/01
22, Cory Bradford vs. Arizona, 3/25/01
25, Frank Williams vs. San Diego St., 3/15/02
20, Frank Williams vs. Creighton, 3/17/02
21, Dee Brawn vs. Murray State, 3/19/04
31, Deron Williams vs. Cincinnati, 3/21/04
22, Roger Powell vs. Cincinnati, 3/21/04
23, James Augustine vs. Nevada, 3/19/05

NCAA TOURNAMENT RECORDS

- 21, Dee Brown vs. Wisconsin-Milwaukee, 3/24/05
- 21, Deron Williams vs. Wisconsin-Milwaukee, 3/24/05
- 22, Deron Williams vs. Arizona, 3/26/05
- 20, Luther Head vs. Arizona, 3/26/05
- 20, Roger Powell vs. Louisville, 4/2/05
- 20, Luther Head vs. Louisville, 4/2/05
- 21, Luther Head vs. North Carolina, 4/4/05
- 20, Jamar Smith vs. Air Force, 3/16/06

Chronological Single-Game Scoring Record

- 15, Ken Menke vs. Kentucky, 3/20/42
- 15, Don Sunderlage vs. Penn State, 3/21/49
- 15, Walter Osterkorn vs. Penn State, 3/21/49
- 17, Walter Osterkorn vs. Oregon State, 3/26/49
- 18, Don Sunderlage vs. Kansas State, 3/14/51
- 25, Don Sunderlage vs. Columbia, 3/20/51
- 26, John Kerr vs. Santa Clara, 3/26/52
- 28, Kenny Battle vs. Syracuse, 3/26/89
- 29, Kenny Battle vs. Michigan, 4/1/89
- 30, Frank Williams vs. Kansas, 3/23/01
- 31, Deron Williams vs. Cincinnati, 3/21/04

Double-Figure Rebounds

- 12, Dave Downey vs. Bowling Green State, 3/15/63
- 11, Bill Burwell vs. Bowling Green State, 3/15/63
- 12, Skip Thoren vs. Bowling Green State, 3/15/63
- 14, Efreem Winters vs. Villanova, 3/18/84
- 12, Ken Norman vs. Austin Peay, 3/12/87
- 12, Jens Kujawa vs. Villanova, 3/20/88
- 12, Nick Anderson vs. McNeese State, 3/16/89
- 16, Nick Anderson vs. Syracuse, 3/26/89
- 10, Deon Thomas vs. Georgetown, 3/18/94
- 12, Shelly Clark vs. Tulsa, 3/17/95
- 13, Jarrod Gee vs. Maryland, 3/14/98
- 10, Marcus Griffin vs. Penn, 3/17/00
- 10, Frank Williams vs. Charlotte, 3/18/01
- 10, Sergio McClain vs. Kansas, 3/23/01
- 10, Robert Archibald vs. Kansas, 3/22/02
- 10, Brian Cook vs. Western Kentucky, 3/20/03
- 16, Brian Cook vs. Notre Dame, 3/22/03
- 15, James Augustine vs. Fairleigh Dickinson, 3/17/05
- 10, James Augustine vs. Nevada, 3/19/05

- 10, James Augustine vs. Wisconsin-Milwaukee, 3/24/05
- 11, James Augustine vs. Louisville, 4/2/05
- 14, Roger Powell vs. North Carolina, 4/4/05

Double-Figure Assists

- 11, Bruce Douglas vs. Kentucky, 3/24/84
- 11, Bruce Douglas vs. Georgia, 3/17/85
- 12, Kiwane Garris vs. USC, 3/14/97
- 10, Deron Williams vs. Nevada, 3/19/05
- 10, Deron Williams vs. Arizona, 3/26/05
- 10, Dee Brown vs. Air Force, 3/16/06

Free Throws

- 16, Kiwane Garris vs. USC, 3/14/97
- 12, Robert Archibald vs. Arizona, 3/25/01
- 9, James Bredar vs. Dayton, 3/21/52
- 9, Don Sunderlage vs. Oklahoma A&M, 3/22/51

Free Throw Attempts

- 17, Kiwane Garris vs. USC, 3/14/97
- 13, Robert Archibald vs. Arizona, 3/25/01
- 12, Kevin Turner vs. South Alabama, 3/12/98

3-Point Field Goals

- 6, Jamar Smith vs. Air Force, 3/16/06
- 6, Luther Head vs. Louisville, 4/2/05
- 6, Deron Williams vs. Cincinnati, 3/21/04
- 6, Cory Bradford vs. Arizona, 3/25/01
- 5, Luther Head vs. North Carolina, 4/4/05
- 5, Deron Williams vs. Arizona, 3/26/05
- 5, Luther Head vs. Arizona, 3/26/05
- 5, Dee Brown vs. Wisconsin-Milwaukee, 3/24/05
- 5, Frank Williams vs. San Diego State, 3/15/02
- 5, Cory Bradford vs. Florida, 3/19/00
- 5, Kendall Gill vs. Dayton, 3/15/90

3-Point Field Goal Attempts

- 16, Luther Head vs. North Carolina, 4/4/05
- 12, Luther Head vs. Arizona, 3/26/05
- 11, Luther Head vs. Louisville, 4/2/05
- 11, Cory Bradford vs. Arizona, 3/25/01
- 11, Richard Keene vs. Vanderbilt, 3/26/93
- 10, Deron Williams vs. North Carolina, 4/4/05
- 10, Cory Bradford vs. Florida, 3/19/00

Field Goals

- 12, Kenny Battle vs. Syracuse, 3/26/89
- 12, Nick Anderson vs. Louisville, 3/24/89
- 11, Frank Williams vs. Kansas, 3/23/01
- 11, Anthony Welch vs. Fairfield, 3/14/86

Field Goal Attempts

- 24, Frank Williams vs. Kansas, 3/23/01
- 23, Brian Cook vs. Notre Dame, 3/22/03
- 22, Nick Anderson vs. Louisville, 3/24/89
- 22, Dave Downey vs. Loyola-Chicago, 3/16/63
- 21, Luther Head vs. North Carolina, 4/4/05
- 21, Rod Fletcher vs. Duquesne, 3/22/52

Illinois Double-Doubles (Pts-Reb unless noted)

- Dave Downey, 20-12 vs. Bowling Green State, 3/15/63
- Bill Burwell, 21-11 vs. Bowling Green State, 3/15/63
- Skip Thoren, 10-12 vs. Bowling Green State, 3/15/63
- Efreem Winters, 12-14 vs. Villanova, 3/18/84
- Ken Norman, 17-12 vs. Austin Peay, 3/12/87
- Nick Anderson, 13-12 vs. McNeese State, 3/16/89
- Nick Anderson, 24-16 vs. Syracuse, 3/26/89
- Deon Thomas, 19-10 vs. Georgetown, 3/18/94
- Shelly Clark, 13-12 vs. Tulsa, 3/17/95
- Kiwane Garris, 27-12 assists vs. USC, 3/14/97
- Jerry Gee, 14-13 vs. Maryland, 3/14/98
- Marcus Griffin, 17-10 vs. Penn, 3/17/00
- Frank Williams, 11-10 vs. Charlotte, 3/18/01
- Sergio McClain, 10-10 vs. Kansas, 3/23/01
- Robert Archibald, 15-10 vs. Kansas, 3/22/02
- Brian Cook, 17-10 vs. Western Kentucky, 3/20/03
- Brian Cook, 19-16 vs. Notre Dame, 3/22/03
- James Augustine, 11-15 vs. Fairleigh Dickinson, 3/17/05
- James Augustine, 23-10 vs. Nevada, 3/19/05
- Deron Williams, 15-10 assists vs. Nevada, 3/19/05
- James Augustine, 11-10 vs. Wisconsin-Milwaukee, 3/24/05
- Deron Williams, 22-10 assists vs. Arizona, 3/26/05

Opponent Records

Opponent Points

- 33, Jerry Harkness, Loyola-Chicago, 3/16/63
- 32, Joah Tucker, Wisconsin-Milwaukee, 3/24/05
- 29, Billy McCaffrey, Vanderbilt, 3/20/93
- 29, Jim Tucker, Duquesne, 3/22/52
- 29, Jack Stone, Kansas State, 3/14/51
- 28, Glen Rice, Michigan, 4/1/89
- 28, Bill Spivey, Kentucky, 3/24/51

Opponent Rebounds

- 19, Vic Rouse, Loyola-Chicago, 3/16/63
- 16, Loy Vaught, Michigan, 4/1/89
- 15, Leslie Hunter, Loyola-Chicago, 3/16/63
- 14, Torin Francis, Notre Dame, 3/22/03
- 14, Sam Bowie, Kentucky, 3/24/84
- 14, Ed Pickney, Villanova, 3/18/84
- 14, Ed Neely, Kansas State, 3/19/81

Opponent Field Goals

- 13, Jerry Harkness, Loyola-Chicago, 3/16/63
- 13, Jack Stone, Kansas State, 3/14/51
- 12, Joah Tucker, Wisconsin-Milwaukee, 3/24/05
- 11, Channing Frye, Arizona, 3/26/05
- 11, Gordon Klaiber, Fairleigh-Dickinson, 3/17/05
- 11, Reggie Lewis, Northeastern, 3/15/85
- 11, Jim Tucker, Duquesne, 3/22/52
- 11, Bill Spivey, Kentucky, 3/24/51

Opponent Field Goal Attempts

- 31, Jim Tucker, Duquesne, 3/22/52
- 28, Reggie Lewis, Northeastern, 3/15/85
- 28, Tony Lavelli, Yale, 3/21/49

Opponent 3-Point Field Goals

- 6, Al Faux, San Diego St., 3/15/02
- 5, Dan Miller, Notre Dame, 3/22/03
- 5, Shea Seals, Tulsa, 3/17/95
- 5, Tab Harris, McNeese State, 3/16/89
- 5, Darryl Bedford, Austin Peay, 3/12/87

Opponent 3-Point Field Goal Attempts

- 14, Ed McCants, Wisconsin-Milwaukee, 3/24/05
- 13, Darryl Bedford, Austin-Peay, 3/12/87
- 11, Matt Langel, Penn, 3/17/00
- 10, Pat Sparks, Western Kentucky, 3/20/03
- 10, Billy McCaffrey, Vanderbilt, 3/20/93

Opponent Assists

- 12, Rumeel Robinson, Michigan, 4/1/89
- 10, Terry Coner, Alabama, 3/16/85
- 10, Keith Gatlin, Maryland, 3/22/84

Opponent Points

- 93, Floride, 3/19/00
- 89, Arizona, 3/26/05
- 88, Dayton, 3/15/90
- 87, Arizona, 3/25/01
- 83, Michigan, 4/1/89

MEDIA

TRADITION

RECORDS

REVIEW

ILLINI

COACHES

ILLINOIS BASKETBALL

Illini Career Leaders in the NCAA Tournament

Games Played

1.	Luther Head.....	14
2.	James Augustine.....	13
	Dee Brown.....	13
	Roger Powell.....	13
5.	Nick Smith.....	12
6.	Rich McBride.....	11
	Brian Cook.....	11
	Sean Harrington.....	11
	Deron Williams.....	11
10.	Warren Carter.....	10
	Lowell Hamilton.....	10
12.	Robert Archibald.....	9
	Steve Bardo.....	9
	Cory Bradford.....	9
	Bruce Douglas.....	9
	Kendall Gill.....	9
	Jack Ingram.....	9
	Lucas Johnson.....	9
	Frank Williams.....	9
	Efrem Winters.....	9
	Tony Wysinger.....	9

Points

1.	Dee Brown.....	179
2.	Luther Head.....	162
3.	Deron Williams.....	150
4.	Frank Williams.....	148
5.	James Augustine.....	135
6.	Rod Fletcher.....	130
7.	Roger Powell.....	123
8.	Nick Anderson.....	120
	Brian Cook.....	120
10.	Kendall Gill.....	117
11.	Doug Altenberger.....	109
12.	Kenny Battle.....	107
13.	Cory Bradford.....	105
14.	Don Sunderlage.....	100

Field Goals

1.	Dee Brown.....	64
2.	Luther Head.....	59
3.	Frank Williams.....	57
4.	Deron Williams.....	54
5.	Roger Powell.....	51
6.	Nick Anderson.....	50
7.	Brian Cook.....	49
8.	James Augustine.....	46
	Kendall Gill.....	46
10.	Rod Fletcher.....	44
11.	Doug Altenberger.....	42
12.	Don Sunderlage.....	41
13.	Kenny Battle.....	40
14.	Cory Bradford.....	38
	Anthony Welch.....	38

Rebounds (since 1963)

1.	James Augustine.....	102
2.	Brian Cook.....	74
3.	Roger Powell.....	58
	Efrem Winters.....	58
5.	Nick Anderson.....	56
6.	Dee Brown.....	48
	Luther Head.....	48
8.	Ken Norman.....	46
9.	Damir Krupalija.....	42
10.	Robert Archibald.....	41
	Lowell Hamilton.....	41
12.	Kenny Battle.....	40
13.	Bruce Douglas.....	38
14.	Sergio McClain.....	37

Assists (since 1981)

1.	Deron Williams.....	78
2.	Dee Brown.....	67
3.	Luther Head.....	58
4.	Bruce Douglas.....	55
5.	Frank Williams.....	42
6.	Steve Bardo.....	37
7.	Kendall Gill.....	30
8.	Kiwane Garris.....	24
9.	Tony Wysinger.....	20
10.	Cory Bradford.....	18
	Sergio McClain.....	18

Three-Point Field Goals

1.	Luther Head.....	32
2.	Cory Bradford.....	28
3.	Dee Brown.....	25
4.	Deron Williams.....	24
5.	Frank Williams.....	21
6.	Sean Harrington.....	12
7.	Kendall Gill.....	10
8.	Matt Heldman.....	9
9.	Rich McBride.....	8
10.	Kevin Turner.....	7

Free Throws

1.	James Augustine.....	43
2.	Don Sunderlage.....	35
3.	Kiwane Garris.....	33
4.	Clive Follmer.....	32
5.	Robert Archibald.....	31
6.	Rod Fletcher.....	28
7.	Dee Brown.....	27
8.	Kenny Battle.....	26
9.	Lucas Johnson.....	23
	Frank Williams.....	23
11.	Nick Anderson.....	20
	Bruce Douglas.....	20

MISCELLANEOUS RECORDS

Record by Seed

No. 1.....	12-3
No. 2.....	2-1
No. 3.....	3-3
No. 4.....	6-6
No. 5.....	3-3
No. 6.....	2-2
No. 8.....	0-1
No. 11.....	0-1

Record by Region

Midwest.....	9-5
East.....	8-7
West.....	4-5
Southeast.....	3-4
Midwest.....	6-3
Atlanta.....	2-1
Chicago.....	5-1
Washington D.C.....	1-1

Final Four Record: 4-5

1949:.....	1-1 (3rd)
1951:.....	1-1 (3rd)
1952:.....	1-1 (3rd)
1989:.....	0-1
2005:.....	1-1 (2nd)

Illinois vs. Eventual

NCAA National Champions (7-24)

2005.....	North Carolina, L 70-75
2002.....	Maryland, L 63-76
2001.....	Duke, L 77-78
2000.....	Michigan Statze, L 66-91, L 61-76
1989.....	Michigan, W 96-84, W 87-73, L 81-83
1988.....	Kansas, W 81-75
1987.....	Indiana, L 66-69, W 69-67
1981.....	Indiana, L 61-78, L 66-69
1980.....	Louisville, W 77-64
1979.....	Michigan State, W 57-55, L 62-76
1976.....	Indiana, L 55-83, L 48-58
1973.....	UCLA, L 64-71
1967.....	UCLA, L 82-120
1965.....	UCLA, W 110-83
1964.....	UCLA, L 79-83
1963.....	Loyola-Chicago, L 64-79
1960.....	Ohio State, L 73-97, L 81-109
1953.....	Indiana, L 70-74, L 79-91
1951.....	Kentucky, L 74-76
1949.....	Kentucky, L 47-76
1941.....	Wisconsin, L 30-46
1940.....	Indiana, L 36-38

RECORDS VS. OPPONENTS

Opponent	Games	Won	Lost	Home	Away*
A					
Air Force	1	1	0	0-0	1-0
Alabama	3	1	2	1-1	0-1
Alabama-Birmingham	1	0	1	0-0	0-1
Alaska-Anchorage	1	1	0	0-0	1-0
American	1	1	0	1-0	0-0
American-Puerto Rico	2	2	0	0-0	2-0
Arizona	12	6	6	3-0	3-6
Arizona State	3	2	1	1-0	1-1
Arkansas	5	5	0	1-0	4-0
Arkansas Athletic Club	1	1	0	1-0	0-0
Arkansas-Little Rock	3	3	0	3-0	0-0
Arkansas-Pine Bluff	1	1	0	1-0	0-0
Army	5	3	2	1-0	2-2
Auburn	1	1	0	1-0	0-0
Augustana	2	2	0	0-0	2-0
Austin Peay	2	1	1	1-0	0-1
B					
Bail State	2	2	0	1-0	1-0
Baylor	2	2	0	1-0	1-0
Beaumont YMCA	1	1	0	0-0	1-0
Belmont	0	0	0	0-0	0-0
Bethune-Cookman	1	1	0	1-0	0-0
Birmingham Athletic Club	1	1	0	0-0	1-0
Bowling Green	3	3	0	1-0	2-0
Bradley	14	12	2	8-1	4-1
Brigham Young	5	3	2	2-0	1-2
Butler	37	29	8	25-4	4-4
C					
Cairo Athletic Club	1	1	0	0-0	1-0
California	9	4	5	1-0	3-5
Cal Poly (SLO)	1	1	0	1-0	0-0
Cal St.-Chico	1	1	0	1-0	0-0
Cal St.-Northridge	1	1	0	1-0	0-0
Camp Grant	1	0	1	0-0	0-1
Carleton	2	2	0	2-0	0-0
Carroll	2	2	0	2-0	0-0
Centenary	1	1	0	1-0	0-0
Champaign High School	1	1	0	1-0	0-0
Chanute AFB	3	2	1	1-1	1-0
Charleston	1	1	0	0-0	1-0
Chicago	67	38	29	22-12	16-17
Chicago State	8	8	0	8-0	0-0
Chicago YMCA	1	0	1	0-0	0-1
Cincinnati	4	3	1	0-0	3-1
Clemson	2	2	0	0-0	2-0
Cleveland State	1	1	0	1-0	0-0
Coe	2	1	1	1-1	0-0
College of Charleston	1	1	0	0-0	1-0
Colgate	3	3	0	2-0	1-0
Colorado	2	1	1	0-0	1-1
Columbia	4	4	0	3-0	1-0
Columbus YMCA	1	1	0	0-0	1-0
Connecticut	2	0	2	0-1	0-1
Connecticut State	1	1	0	1-0	0-0
Coppin State	3	3	0	3-0	0-0
Cornell	5	4	1	4-1	0-0
Creighton	7	7	0	4-0	3-0
D					
Dayton	6	4	2	0-1	4-1
Decatur YMCA	2	2	0	0-0	2-0
Delaware State	2	2	0	2-0	0-0
Denver	1	1	0	1-0	0-0
DePaul	17	12	5	6-2	6-3
DePauw	10	8	2	8-2	0-0
Detroit	8	7	1	6-0	1-1
Drake	5	4	1	3-0	1-1
Duke	6	2	4	0-0	2-4
Duquesne	3	2	1	1-0	1-1
E					
Eastern Illinois	6	6	0	6-0	0-0
Eastern Kentucky	1	1	0	1-0	0-0
Evanston YMCA Reds	5	2	3	0-0	2-3

Opponent	Games	Won	Lost	Home	Away*
F					
Fairfield	1	1	0	0-0	1-0
Fairleigh Dickinson	1	1	0	0-0	1-0
Florida	5	4	1	1-0	3-1
Florida A&M	1	1	0	1-0	0-0
Fort Worth YMCA	2	2	0	0-0	2-0
Furman	2	1	1	1-0	0-1
G					
Galveston YMCA	1	1	0	0-0	1-0
George Washington	1	0	1	0-1	0-0
Georgetown	5	4	1	1-0	3-1
Georgia	4	4	0	2-0	2-0
Georgia Southern	2	2	0	2-0	0-0
Georgia Tech	7	6	1	1-0	5-1
Gonzaga	2	2	0	1-0	1-0
Grambling	1	1	0	0-0	1-0
Great Lakes	9	5	4	3-2	2-2
Great Lakes Hospital	1	1	0	1-0	0-0
H					
Harvard	2	2	0	2-0	0-0
Hawaii	4	4	0	1-0	3-0
Hawaii Armed Forces All-Stars	1	1	0	0-0	1-0
Hawaii-Loa	1	1	0	0-0	1-0
Houston	4	2	2	1-1	1-1
Howard	1	1	0	1-0	0-0
I					
Idaho State	1	1	0	0-0	1-0
Illinois-Chicago	12	11	1	7-1	4-0
Illinois State	7	7	0	6-0	1-0
Illinois Wesleyan	6	6	0	5-0	1-0
Indiana	155	76	79	45-30	31-49
Indiana State	1	1	0	1-0	0-0
Iona	1	1	0	0-0	1-0
Iowa	138	73	65	56-14	17-51
Iowa State	11	11	0	5-0	6-0
IUPUI	0	0	0	0-0	0-0
J					
Jacksonville (Fla.)	1	0	1	0-0	0-1
Jackson State	2	2	0	2-0	0-0
K					
Kansas	5	3	2	0-0	3-2
Kansas State	10	8	2	5-0	3-2
Kent State	3	3	0	2-0	1-0
Kentucky	15	4	11	2-3	2-8
Kentucky State	1	1	0	1-0	0-0
Knox	4	4	0	2-0	2-0
L					
LaSalle	1	1	0	1-0	0-0
Long Beach State	3	2	1	1-0	1-1
Long Island	1	1	0	1-0	0-0
Longwood	1	1	0	1-0	0-0
Louisiana-Monroe	1	1	0	1-0	0-0
Louisiana State	2	2	0	1-0	1-0
Louisville	5	3	2	0-0	3-2
Loyola-Chicago	14	11	3	8-0	4-3
Loyola-Los Angeles	1	1	0	1-0	0-0
Loyola-New Orleans	3	2	1	1-0	0-0
M					
Maine	2	2	0	2-0	0-0
Manhattan	3	3	0	0-0	3-0
Marquette	14	10	4	7-1	3-3
Maryland	5	2	3	0-0	2-3
Maryland-Baltimore	1	1	0	1-0	0-0
Maryland-Eastern Shore	1	1	0	1-0	0-0
McNeese State	1	1	0	0-0	0-0
Melbourne (Australia)	2	2	0	2-0	0-0
Memphis YMCA	1	1	0	0-0	1-0
Memphis	5	4	1	2-0	2-1
Mercer	3	3	0	3-0	0-0
Metro State	2	2	0	2-0	0-0
Mexico	2	2	0	2-0	0-0
Miami (Fla.)	1	1	0	0-0	1-0
Miami (Ohio)	3	3	0	3-0	0-0

RECORDS VS. OPPONENTS

Opponent	Games	Won	Lost	Home	Away*
Michigan	147	79	68	50-23	29-45
Michigan State	100	52	48	33-15	19-33
Millikin	14	13	1	7-1	6-0
Minnesota	168	108	60	66-16	42-44
Mississippi	2	2	0	2-0	0-0
Mississippi Valley State	1	1	0	1-0	0-0
Missouri	36	24	12	4-1	20-11
Missouri-Rolla	1	1	0	1-0	0-0
Missouri-St. Louis	1	1	0	1-0	0-0
Mobile YMCA	1	1	0	0-0	1-0
Monmouth College	1	1	0	1-0	0-0
Montgomery YMCA	1	0	1	0-0	0-1
Morehead State	1	1	0	1-0	0-0
Mount Vernon	1	1	0	0-0	1-0
Murray State	2	2	0	1-0	1-0
N					
Nebraska	9	7	2	5-1	2-1
Nevada	1	1	0	0-0	1-0
Nevada-Las Vegas	2	2	0	0-0	2-0
New Mexico	1	1	0	1-0	0-0
New Mexico State	3	2	1	1-0	1-1
New York University	3	3	0	1-0	2-3
North Carolina	7	3	4	2-1	1-3
North Carolina-Charlotte	2	1	1	0-1	1-0
North Carolina State	3	3	0	0-0	3-0
North Dakota	5	5	0	5-0	0-0
North Dakota State	2	2	0	2-0	0-0
Northeastern	1	1	0	0-0	1-0
Northeastern Illinois	1	1	0	1-0	0-0
Northern Michigan	2	2	0	2-0	0-0
Northwestern College	2	2	0	2-0	0-0
Northwestern	156	122	34	60-13	62-21
Northwestern State	2	2	0	0-0	2-0
Notre Dame	40	27	13	15-2	12-11
O					
Oakland	2	2	0	2-0	0-0
Oberlin	1	1	0	1-0	0-0
Ohio	4	4	0	4-0	0-0
Ohio State	161	100	61	59-21	41-40
Oklahoma	19	14	5	8-1	6-4
Oklahoma State	3	2	1	0-1	2-0
Old Dominion	1	1	0	0-0	0-0
Oregon	4	4	0	0-0	4-0
Oregon State	3	3	0	2-0	1-0
College of the Ozarks	1	1	0	0-0	1-0
P					
Pacific	1	1	0	1-0	0-0
Pennsylvania	6	6	0	2-0	4-0
Penn State	25	18	7	9-3	9-4
Peoria Tigers	1	1	0	0-0	1-0
Peoria YMCA	1	1	0	0-0	1-0
Pittsburgh	6	4	2	2-2	2-0
Princeton	7	6	1	6-0	0-1
Providence	2	0	2	0-0	0-2
Purdue	166	81	85	53-30	28-55
R					
Rice	2	2	0	1-0	1-0
Riverside	1	1	0	1-0	0-0
Rose Poly	2	2	0	1-0	1-0
Rutgers	1	1	0	0-0	1-0
S					
San Diego State	1	1	0	0-0	1-0
Santa Clara	1	1	0	0-0	1-0
St. John's University	5	1	4	0-0	1-4
St. Joseph (Pa.)	1	0	1	0-0	0-1
St. Louis	15	10	5	7-2	3-3
St. Mary's (Calif.)	1	1	0	1-0	0-0
San Francisco	1	1	0	1-0	0-0
San Jose State	2	2	0	2-0	0-0
Savannah State	0	0	0	0-0	0-0
Seton Hall	3	3	0	1-0	2-0
Shelbyville Business College	1	1	0	0-0	1-0
South Alabama	1	1	0	0-0	1-0

Opponent	Games	Won	Lost	Home	Away*
South Carolina	3	2	1	1-0	1-1
South Carolina State	1	1	0	1-0	0-0
South Dakota	1	1	0	1-0	0-0
South Dakota State	1	1	0	1-0	0-0
Southeast Missouri State	2	2	0	2-0	0-0
Southern California	9	2	7	1-1	1-6
Southern Illinois (Carbondale)	2	2	0	1-0	1-0
Southern Illinois (Edwardsville)	1	1	0	1-0	0-0
Southern Mississippi	1	1	0	1-0	0-0
Stanford	6	4	2	3-0	1-2
Syracuse	3	2	1	0-0	2-1
T					
Temple	7	4	3	1-0	3-3
Temple YMCA	1	1	0	0-0	1-0
Tennessee	3	1	2	1-0	0-2
Tennessee-Chattanooga	1	0	1	0-0	0-1
Tennessee-Martin	2	2	0	2-0	0-0
Tennessee State	2	2	0	2-0	0-0
Tennessee Tech	1	1	0	1-0	0-0
Texas	4	2	2	2-0	0-2
Texas-Arlington	1	1	0	1-0	0-0
Texas-El Paso	1	1	0	1-0	0-0
Texas A & M	3	3	0	1-0	2-0
Texas A & M-Corpus Christi	1	1	0	1-0	0-0
Texas Christian	3	3	0	1-0	2-0
Texas-Pan American	4	4	0	3-0	1-0
Texas-San Antonio	2	2	0	1-0	1-0
Texas Southern	2	2	0	2-0	0-0
Toledo	3	1	2	0-0	1-2
Tulane	5	4	1	2-1	2-0
Tulsa	2	1	1	0-0	1-1
U					
UCLA	9	3	6	2-2	1-4
Utah	2	1	1	0-0	1-1
Utah State	2	2	0	2-0	0-0
V					
Valparaiso	5	5	0	5-0	0-0
Vanderbilt	7	4	3	2-0	2-3
Villanova	6	3	3	0-0	3-3
Virginia Tech	2	2	0	0-0	2-0
W					
Wabash	10	7	3	6-2	1-1
Waco YMCA	1	1	0	0-0	1-0
Wake Forest	2	1	1	1-0	0-1
Washington	6	2	4	1-0	1-4
Washington (St. Louis)	12	11	1	9-1	2-0
Washington State	6	4	2	4-0	0-2
Western Illinois	5	5	0	5-0	0-0
Western Kentucky	2	2	0	1-0	1-0
West Texas State	1	1	0	1-0	0-0
West Virginia	4	3	1	1-0	2-1
Western Michigan	2	2	0	1-0	1-0
Wheaton	1	1	0	1-0	0-0
Wichita State	3	3	0	0-0	3-0
William & Mary	1	1	0	0-0	1-0
Wisconsin	174	106	68	66-17	40-51
Wisconsin-Green Bay	2	2	0	2-0	0-0
Wisconsin-Milwaukee	3	3	0	2-0	1-0
Wright Field	1	0	1	0-1	0-0
Wyoming	1	1	0	0-0	1-0
X					
Xavier	2	2	0	1-0	1-0
Y					
Yale	1	1	0	0-0	1-0

*away or neutral
2006-07 opponents listed in bold.

SERIES RECORDS

Air Force (1-0)

H -- 0-0	A -- 0-0	N -- 1-0
3-16-2006	78-69	W San Diego, Calif.

Alabama (1-2)

H -- 1-1	A -- 0-0	N -- 0-1
12-12-1953	77-54	W Champaign
3-16-1986	56-58	L Charlotte, N.C.
3-13-1996	69-72	L Champaign

Alabama-Birmingham (0-1)

H -- 0-0	A -- 0-0	N -- 0-1
11-24-1984	52-59	L Anchorage

Alaska-Anchorage (1-0)

H -- 0-0	A -- 1-0	N -- 0-0
12-30-1978	92-80	W Anchorage

American University (1-0)

H -- 1-0	A -- 0-0	N -- 0-0
12-11-1993	108-84	W Champaign

American-Puerto Rico (2-0)

H -- 0-0	A -- 2-0	N -- 0-0
11-23-1990	103-84	W San Juan, P.R.
11-25-1994	89-77	W San Juan, P.R.

Arizona (6-5)

H -- 3-0	A -- 0-3	N -- 3-3
12-27-1966	93-77	W Los Angeles
11-30-1973	80-101	L Tucson
12-13-1974	66-78	L Tucson
12-20-1975	66-60	W Champaign
11-28-1977	113-107	W Champaign
1-24-1987	82-63	W Champaign
1-30-1988	70-78	L Tucson
11-22-2000	76-79	L Maui, Hawaii
12-16-2000	81-73	W Chicago
3-25-2001	81-87	L San Antonio
12-4-2001	82-87	L Phoenix
3-26-2005	90-89 (OT)	W Rosemont, Ill.

Arizona State (2-1)

H -- 1-0	A -- 0-1	N -- 1-0
1-25-1964	97-78	W Chicago
12-14-1974	69-91	L Tempe
12-18-1976	80-74	W Champaign

Arkansas (5-0)

H -- 1-0	A -- 0-0	N -- 4-0
12-14-1949	65-53	W Champaign
12-8-2001	94-91	W Chicago
12-7-2002	62-58	W Little Rock
12-6-2003	85-61	W Chicago
12-4-2004	72-60	W Little Rock

Arkansas Athletic Club (1-0)

H -- 1-0	A -- 0-0	N -- 0-0
12-8-1914	52-6	W Champaign

Arkansas-Little Rock (3-0)

H -- 3-0	A -- 0-0	N -- 0-0
12-10-1988	107-88	W Champaign
12-15-1990	83-72	W Champaign
12-5-2005	75-49	W Champaign

Arkansas-Pine Bluff (1-0)

H -- 1-0	A -- 0-0	N -- 0-0
11-27-2002	96-43	W Champaign

Army (3-2)

H -- 1-0	A -- 0-0	N -- 2-2
12-30-1965	69-78	L New York
12-16-1967	57-65	L Knoxville, Tenn.
12-28-1974	79-70	W Albuquerque, N.M.
12-28-1979	75-48	W Honolulu, Hawaii
12-11-1981	72-37	W Champaign

Auburn (1-0)

H -- 1-0	A -- 0-0	N -- 0-0
12-12-1987	107-103 (OT)	W Champaign

Augustana (2-0)

H -- 1-0	A -- 1-0	N -- 0-0
12-30-1933	37-62	W Champaign
12-11-1937	43-27	W Rock Island, Ill.

Austin Peay (1-1)

H -- 1-0	A -- 0-0	N -- 0-1
3-12-1987	67-68	L Birmingham, Ala.
12-8-1987	100-62	W Champaign

Ball State (2-0)

H -- 1-0	A -- 0-0	N -- 1-0
3-18-1989	72-60	W Indianapolis
12-9-1995	97-53	W Champaign

Baylor (2-0)

H -- 1-0	A -- 0-0	N -- 1-0
12-12-1986	92-68	W Champaign
11-27-1987	73-50	W Maui, Hawaii

Beaumont, YMCA (1-0)

H -- 0-0	A -- 1-0	N -- 0-0
12-30-1907	34-17	W Beaumont, Texas

Bethune-Cookman (1-0)

H -- 1-0	A -- 0-0	N -- 0-0
12-28-1999	97-47	W Champaign

Birmingham Athletic Club (1-0)

H -- 0-0	A -- 1-0	N -- 0-0
1-3-1908	46-24	W Birmingham, Ala.

Bowling Green (3-0)

H -- 1-0	A -- 0-0	N -- 2-0
3-15-1963	70-67	W E. Lansing, Mich.
12-8-1964	100-62	W Champaign
12-28-1981	56-51	W Toledo, Ohio

Bradley (12-2)

H -- 9-1	A -- 3-0	N -- 0-1
12-11-1926	37-24	W Champaign
12-17-1927	41-35	W Champaign
12-10-1928	46-29	W Champaign
12-14-1929	22-30	L Champaign
1-1-1931	28-17	W Peoria, Ill.
2-9-1932	29-21	W Champaign
12-10-1932	26-21	W Champaign
2-6-1934	38-26	W Champaign
12-10-1934	55-25	W Champaign
12-30-1936	43-33	W Peoria, Ill.
1-24-1974	88-105	L Chicago
11-17-1997	69-59	W Champaign
12-5-1998	53-48	W Champaign
11-22-1999	72-62	W Peoria, Ill.

Brigham Young (3-2)

H -- 2-0	A -- 1-1	N -- 0-1
12-2-1965	98-109	L Provo, Utah
12-14-1967	63-55	W Champaign
12-16-1977	81-74	W Champaign
11-30-1979	86-76	W Provo, Utah
12-19-1980	75-80	L Knoxville, Tenn.

Butler (29-8)

H -- 24-4	A -- 5-4	N -- 0-0
1-7-1922	30-28	W Champaign
12-2-1922	25-29	L Champaign
2-5-1924	28-27	W Champaign
12-30-1924	22-24	L Indianapolis
12-12-1925	23-22	W Champaign
2-2-1927	30-32	L Champaign
2-4-1929	28-33	L Champaign
1-2-1930	18-28	L Indianapolis
12-20-1931	17-22	L Champaign
12-29-1934	29-39	L Indianapolis
1-1-1940	37-18	W Indianapolis
12-17-1941	52-50	W Champaign
12-3-1948	67-62	W Champaign
12-3-1949	60-56	W Indianapolis
12-29-1950	88-52	W Champaign
12-8-1951	68-57	W Indianapolis
12-20-1952	75-58	W Champaign
12-9-1953	80-48	W Champaign
12-2-1954	88-34	W Champaign
12-6-1955	107-75	W Champaign
12-5-1956	98-81	W Champaign
12-11-1957	91-75	W Champaign
12-2-1958	103-79	W Champaign
12-2-1959	83-75	W Champaign
12-5-1960	84-52	W Champaign
12-1-1961	82-72	W Champaign
12-27-1960	60-70	L Indianapolis
11-30-1962	66-49	W Champaign
11-30-1963	59-52	W Indianapolis
12-19-1963	74-53	W Champaign
12-1-1965	88-74	W Champaign
12-3-1966	82-51	W Champaign
12-2-1967	75-57	W Indianapolis
12-2-1968	105-66	W Champaign
12-2-1969	83-67	W Champaign
12-1-1970	113-102	W Champaign
12-1-1971	73-71	W Champaign

Cairo Athletic Club (1-0)

H -- 0-0	A -- 1-0	N -- 0-0
12-21-1907	92-14	W Cairo, Ill.

California (4-5)

H -- 1-0	A -- 1-4	N -- 2-1
12-30-1935	42-17	W Champaign
12-20-1946	58-36	W Berkeley, Calif.
12-21-1946	35-53	L Berkeley, Calif.
12-28-1959	48-62	L Berkeley, Calif.
12-20-1960	54-72	L Lexington, Ky.

12-23-1966 97-87 W Chicago
 12-23-1967 72-89 L Berkeley, Calif.
 12-23-1995 83-69 W Chicago
 12-3-1996 88-89 (2OT) L Berkeley

Cal Poly-San Luis Obispo (1-0)

H -- 1-0	A -- 0-0	N -- 0-0
12-17-1976	67-65	W Champaign

Cal State-Chico (1-0)

H -- 1-0	A -- 0-0	N -- 0-0
12-4-1984	82-47	W Champaign

Cal State-Northridge (1-0)

H -- 1-0	A -- 0-0	N -- 0-0
12-21-1983	78-57	W Champaign

Camp Grant (0-1)

H -- 0-0	A -- 0-0	N -- 1-0
12-21-1942	31-41	L Rockford, Ill.

Carleton (2-0)

H -- 2-0	A -- 0-0	N -- 0-0
12-13-1930	23-11	W Champaign
12-15-1939	46-15	W Champaign

Carroll (2-0)

H -- 2-0	A -- 0-0	N -- 0-0
12-8-1936	51-34	W Champaign
12-7-1937	48-25	W Champaign

Centenary (1-0)

H -- 1-0	A -- 0-0	N -- 0-0
12-9-1978	86-60	W Champaign

Champaign High School (1-0)

H -- 1-0	A -- 0-0	N -- 0-0
1-12-1905	71-4	W Champaign

Chanute Field (2-1)

H -- 2-0	A -- 1-0	N -- 0-0
12-13-1941	38-40	L Champaign
12-2-1944	64-25	W Champaign
2-6-1945	58-46	W Rantoul, Ill.

Charleston (1-0)

H -- 0-0	A -- 0-0	N -- 1-0
11-26-1991	65-57	W San Juan, P.R.

Chicago (38-29)

H -- 22-12	A -- 16-17	N -- 0-0
2-9-1906	14-49	L Chicago
2-24-1906	24-21	W Champaign
2-2-1907	20-53	L Chicago
2-23-1907	20-35	L Champaign
2-8-1908	21-35	L Champaign
3-6-1908	17-42	L Chicago
2-13-1909	15-17	L Champaign
2-26-1909	10-23	L Chicago
2-8-1910	11-21	L Champaign
2-26-1910	24-15	W Chicago
1-14-1911	17-23	L Champaign
2-24-1911	18-19	L Chicago
1-20-1912	21-22	L Champaign
3-8-1912	21-17	L Chicago
2-26-1913	12-19	L Champaign
3-14-1913	16-21	L Chicago
1-20-1914	11-12	L Champaign
2-23-1915	20-12	W Champaign
3-6-1915	19-18	W Chicago
2-9-1916	30-17	W Chicago
2-26-1916	31-13	W Champaign
1-16-1917	20-10	W Champaign
2-3-1917	19-16	W Chicago
2-2-1918	19-23	L Chicago
3-6-1918	20-17	W Champaign
2-8-1919	12-17	L Chicago
3-1-1919	15-17	L Champaign
2-14-1920	21-23	L Champaign
2-28-1920	20-27	L Chicago
1-18-1921	33-29	W Champaign
3-5-1921	26-29	L Chicago
2-4-1922	16-22	L Chicago
3-3-1922	25-26	L Champaign
2-7-1923	20-18	W Champaign
2-24-1923	20-24	L Chicago
1-10-1925	27-16	W Chicago
2-14-1925	19-15	W Champaign
1-23-1926	14-19	L Chicago
2-22-1926	24-16	W Champaign
2-17-1928	26-52	L Chicago
3-3-1928	18-19	L Champaign
1-19-1929	22-19	W Champaign
2-9-1929	33-29	W Chicago
2-5-1930	28-25	W Champaign
3-5-1930	22-35	L Chicago
2-21-1931	45-22	W Champaign
3-2-1931	36-30	W Chicago
1-23-1932	30-20	W Champaign

3-5-1932 41-20 W Chicago
 1-13-1934 32-26 W Chicago
 2-12-1934 42-21 W Champaign
 2-9-1935 43-36 W Chicago
 2-25-1935 39-29 W Champaign
 1-23-1937 28-22 W Champaign
 2-13-1937 34-26 W Champaign
 1-15-1938 50-34 W Champaign
 1-21-1938 39-43 L Chicago
 1-14-1939 43-33 W Chicago
 2-27-1939 49-26 W Chicago
 1-8-1940 34-33 W Champaign
 2-26-1940 42-40 W Chicago
 3-1-1941 52-33 W Champaign
 1-17-1942 54-26 W Champaign
 3-1-1943 92-25 W Champaign
 1-15-1944 69-32 W Chicago
 1-19-1946 70-28 W Chicago
 2-4-1946 85-24 W Champaign

Chicago State (8-0)

||
||
||

SERIES RECORDS

Creighton (7-0)

H -- 4-0	A -- 1-0	N -- 2-0
1-15-1949	96-30	W Champaign
12-1-1950	99-74	W Champaign
12-12-1951	70-61	W Champaign
12-6-1958	69-65	W Omaha, Neb.
12-27-1968	90-77	W Miami, Fla.
12-13-1969	57-51	W Champaign
3-17-2002	72-60	W Chicago

Dayton (4-2)

H -- 0-1	A -- 2-0	N -- 2-1
3-21-1952	80-61	W Chicago
12-21-1956	82-65	W Dayton, Ohio
12-18-1964	104-86	W Dayton, Ohio
3-15-1982	58-61	L Champaign
3-15-1990	86-88	L Austin, Texas
11-25-1992	86-78 (OT)	W Anchorage

Decatur YMCA (2-0)

N -- 0-0	A -- 2-0	N -- 0-0
12-19-1907	33-28	W Decatur, Ill.
1-4-1913	27-13	W Decatur, Ill.

Delaware State (2-0)

H -- 2-0	A -- 0-0	N -- 0-0
11-25-1956	92-51	W Champaign
11-19-2004	87-67	W Champaign

Denver (1-0)

H -- 1-0	A -- 0-0	N -- 0-0
11-28-1978	81-57	W Champaign

DePaul (12-5)

H -- 6-2	A -- 6-3	N -- 0-0
12-10-1934	26-29	L Champaign
12-20-1935	26-24	W Chicago
12-23-1936	25-31	L Chicago
2-12-1944	45-33	W Chicago
12-16-1944	43-40	W Chicago
1-1-1945	56-63	W Champaign
12-29-1945	56-37	W Champaign
12-11-1948	50-60	L Chicago
12-20-1948	89-51	W Champaign
12-16-1950	69-68	W Chicago
12-28-1950	65-58	L Champaign
12-22-1951	70-61	W Champaign
1-26-1952	65-69	L Chicago
12-19-1953	79-65	W Champaign
2-1-1954	71-61	W Chicago
12-19-1955	97-79	W Champaign
1-28-1956	80-66	W Chicago

DePauw (8-2)

H -- 8-2	A -- 0-0	N -- 0-0
12-12-1923	28-29	L Champaign
12-13-1924	27-23	W Champaign
12-23-1929	26-28	L Champaign
12-8-1930	27-15	W Champaign
12-17-1935	47-14	W Champaign
12-12-1936	44-24	W Champaign
2-2-1953	93-50	W Champaign
12-8-1969	91-57	W Champaign
12-2-1972	100-68	W Champaign
12-7-1974	69-58	W Champaign

Detroit (7-1)

N -- 6-0	A -- 1-1	N -- 0-0
1-3-1932	39-28	W Champaign
12-20-1941	49-34	W Detroit, Mich.
12-7-1942	38-25	W Champaign
12-7-1943	56-25	W Champaign
12-11-1945	51-34	W Champaign
12-18-1969	82-65	W Champaign
12-9-1972	77-79	L Detroit, Mich.
12-11-1973	64-60	W Champaign

Drake (4-1)

H -- 3-0	A -- 1-1	N -- 0-0
12-19-1925	16-20	L Des Moines, Iowa
12-20-1926	34-26	W Champaign
12-29-1939	37-32	W Des Moines, Iowa
12-18-1945	64-42	W Champaign
12-29-1955	102-66	W Champaign

Duke (2-4)

N -- 0-0	A -- 1-0	N -- 1-4
12-29-1986	69-62	W Late, Hawaii
12-3-1994	65-70	L Chicago
12-2-1995	75-65	W Durham, N.C.
11-30-1999	69-72	L Chicago
11-28-2000	77-78	L Greensboro, N.C.
3-26-2004	62-72	L Atlanta, Ga.

Duquesne (2-1)

H -- 1-0	A -- 0-0	N -- 1-1
3-22-1952	74-68	W Chicago
12-29-1973	83-85	L New York City
12-5-1989	112-81	W Champaign

Eastern Illinois (6-0)

N -- 6-0	A -- 0-0	N -- 0-0
12-8-1986	85-51	W Champaign
12-1-1990	106-87	W Champaign
11-28-1995	89-57	W Champaign
12-12-1998	70-67	W Champaign
11-19-2001	93-53	W Champaign
12-10-2002	80-68	W Champaign

Eastern Kentucky (1-0)

H -- 1-0	A -- 0-0	N -- 0-0
12-6-1985	79-56	W Champaign

Evanston Reds (2-3)

H -- 0-0	A -- 2-3	N -- 0-0
2-8-1906	15-51	L Evanston, Ill.
21-31-1910	19-28	L Evanston, Ill.
12-29-1911	43-8	W Evanston, Ill.
12-30-1911	37-7	W Evanston, Ill.
1-3-1914	20-24	L Evanston, Ill.

Fairfield (1-0)

H -- 0-0	A -- 0-0	N -- 1-0
3-14-1986	75-51	W Charlotte, N.C.

Fairleigh Dickinson (1-0)

N -- 0-0	A -- 0-0	N -- 1-0
3-17-2005	67-55	W Indianapolis

Florida (4-1)

H -- 1-0	A -- 1-0	N -- 2-1
12-29-1971	76-75	W Jacksonville, Fla.
11-28-1982	68-55	W Anchorage
12-6-1988	97-67	W Champaign
12-5-1989	74-69	W Gainesville, Fla.
3-19-2000	76-93	L Winston-Salem, N.C.

Florida A&M (1-0)

N -- 1-0	A -- 0-0	N -- 0-0
11-21-2004	91-60	W Champaign

Ft. Worth YMCA (2-0)

H -- 0-0	A -- 2-0	N -- 0-0
12-25-1907	41-25	W Ft. Worth, Texas
12-25-1907	32-20	W Ft. Worth, Texas

Furman (1-1)

N -- 1-0	A -- 0-1	N -- 0-0
12-19-1972	86-81	W Champaign
12-11-1975	73-75	L Greenville, S.C.

Galveston YMCA (1-0)

H -- 0-0	A -- 1-0	N -- 0-0
12-28-1907	41-21	W Galveston, Texas

George Washington (0-1)

H -- 0-1	A -- 0-0	N -- 0-0
11-17-1998	58-64	L Champaign

Georgetown (4-1)

H -- 1-0	A -- 1-0	N -- 2-1
12-27-1965	96-94	W New York City
3-18-1994	77-84	L Oklahoma City
11-11-1998	65-50	W New York City
12-9-2004	74-59	W Washington D.C.
12-8-2005	58-48	W Champaign

Georgia (4-0)

H -- 2-0	A -- 1-0	N -- 1-0
12-6-1940	38-34	W Champaign
12-6-1969	81-70	W Athens, Ga.
12-16-1971	84-78	W Champaign
3-17-1985	74-58	W Atlanta

Georgia Southern (2-0)

N -- 2-0	A -- 0-0	N -- 0-0
12-8-1990	85-67	W Champaign
11-21-1997	82-53	W Champaign

Georgia Tech (6-1)

N -- 1-0	A -- 1-0	N -- 4-1
12-30-1966	83-71	W Los Angeles
12-28-1967	65-54	W Chicago
3-21-1985	53-61	L Providence, R.I.
3-1-1986	59-57	W Atlanta
12-29-1988	80-75	W Honolulu
1-22-1989	103-92 (2OT)	W Champaign
11-23-1901	105-66	W Las Vegas

Gonzaga (2-0)

N -- 1-0	A -- 0-0	N -- 1-0
11-16-1901	76-58	W Champaign
11-27-2004	89-72	W Indianapolis

Grambling (1-0)

H -- 0-0	A -- 0-0	N -- 1-0
12-29-1989	97-73	W Rosemont, Ill.

Great Lakes (5-4)

H -- 3-2	A -- 1-1	N -- 1-1
1-3-1919	26-28	L Champaign
12-19-1942	57-53	W Champaign
12-11-1943	44-52	L Chicago
12-29-1943	64-51	W Champaign
12-8-1944	44-40	W Chicago
12-9-1944	56-53	W Lansing, Mich.
12-20-1944	45-52	L Champaign
12-8-1945	58-41	W Champaign
1-26-1946	42-67	L Lansing, Mich.

Great Lakes Hospital (1-0)

H -- 1-0	A -- 0-0	N -- 0-0
12-8-1945	51-23	W Champaign

Harvard (2-0)

H -- 2-0	A -- 0-0	N -- 0-0
12-30-1941	39-33	W Champaign
1-1-1948	77-41	W Champaign

Hawaii (4-0)

H -- 1-0	A -- 3-0	N -- 0-0
12-30-1979	94-82	W Honolulu
12-30-1988	96-87	W Honolulu
12-6-1991	69-64	W Champaign
12-29-1995	82-81	W Honolulu

Hawaii-Loa (1-0)

H -- 0-0	A -- 1-0	N -- 0-0
11-29-1985	72-45	W Honolulu

Houston (2-2)

N -- 1-1	A -- 1-0	N -- 0-1
12-9-1967	46-54	L Champaign
12-21-1968	97-84	W Houston
12-27-1976	66-69	L Honolulu
12-14-1985	102-92	W Champaign

Howard (1-0)

H -- 1-0	A -- 0-0	N -- 0-0
12-23-1985	95-61	W Champaign

Idaho State (1-0)

H -- 0-0	A -- 0-0	N -- 1-0
11-23-1984	64-44	W Anchorage

Illinois-Chicago (11-1)

H -- 7-1	A -- 1-0	N -- 3-0
12-11-1987	109-53	W Champaign
11-26-1988	85-59	W Champaign
11-29-1990	60-71	L Champaign
12-30-1991	94-87 (OT)	W Rosemont, Ill.
12-3-1992	70-68	W Champaign
12-4-1993	101-80	W Champaign
12-17-1994	75-60	W Champaign
12-16-1995	81-73	W Champaign
11-22-1996	68-63	W Chicago
11-24-1997	71-70	W Champaign
12-29-2000	77-64	W Rosemont, Ill.
12-30-2003	75-60	W Chicago

Illinois State (7-0)

H -- 6-0	A -- 1-0	N -- 0-0
12-20-1920	32-20	W Normal, Ill.
1-10-1921	42-17	W Champaign
12-15-1979	47-40	W Champaign
3-10-1980	75-65	W Champaign
12-18-1982	67-60	W Champaign
12-18-2001	87-73	W Champaign
1-3-2004	80-73 (OT)	W Champaign

Illinois Wesleyan (6-0)

H -- 5-0	A -- 1-0	N -- 0-0
1-5-1912	44-12	W Champaign
12-20-1912	18-13	W Champaign
12-12-1914	50-9	W Champaign
1-1-1916	25-18	W Bloomington, Ill.
12-16-1921	35-19	W Champaign
12-16-1933	37-19	W Champaign

Indiana (76-79)

H -- 45-30	A -- 27-48	N -- 4-1
1-20-1906	27-24	W Urbana
2-16-1906	7-38	L Bloomington
1-25-1908	39-12	W Champaign
1-9-1909	30-2	W Champaign
3-6-1909	13-23	L Bloomington
2-5-1910	30-20	W Champaign

3-5-1910	26-12	W Bloomington
1-7-1911	32-22	W Champaign
2-17-1911	14-19	L Bloomington
2-7-1912	24-25	L Bloomington
2-23-1912	41-16	W Champaign
3-1-1913	29-12	W Champaign
3-8-1913	23-17	W Bloomington
1-6-1914	35-6	W Champaign
2-7-1914	31-15	

SERIES RECORDS

3-5-1981	66-69	L	Champaign
1-21-1982	53-54	L	Champaign
2-11-1982	60-73	L	Bloomington
1-13-1983	55-69	L	Champaign
3-5-1983	55-67	L	Bloomington
1-11-1984	68-73 (OT)	L	Bloomington
3-4-1984	70-53	W	Champaign
1-27-1985	52-41	W	Champaign
2-21-1985	66-50	W	Bloomington
1-25-1986	69-71	L	Bloomington
2-20-1986	60-61	L	Champaign
1-28-1987	66-69	L	Bloomington
3-1-1987	69-67	W	Champaign
2-6-1988	74-75	L	Champaign
2-29-1988	75-65	W	Bloomington
1-28-1989	75-65	W	Champaign
3-5-1989	70-67	W	Bloomington
2-4-1990	70-65	W	Champaign
3-11-1990	69-63	W	Bloomington
2-1-1991	74-109	L	Bloomington
3-10-1991	58-70	L	Champaign
2-4-1992	65-76	L	Champaign
3-1-1992	70-76	L	Bloomington
1-16-1993	79-83	L	Champaign
2-17-1993	72-93	L	Bloomington
1-30-1994	88-81	W	Champaign
3-1-1994	77-82	L	Bloomington
1-14-1995	78-67	W	Champaign
3-2-1995	85-89	L	Bloomington
1-13-1996	71-85	L	Champaign
2-28-1996	64-76	L	Bloomington
2-2-1997	78-74	W	Bloomington
1-3-1998	74-72	W	Champaign
2-24-1998	82-72	W	Bloomington
1-3-1999	53-62	L	Bloomington
2-24-1999	64-70 (OT)	L	Champaign
3-5-1999	82-66	W	Chicago
2-22-2000	87-63	W	Champaign
3-10-2000	72-69	W	Chicago
2-7-2001	67-61	W	Bloomington
3-10-2001	56-58	L	Chicago
1-26-2002	57-88	L	Bloomington
2-26-2002	70-62	W	Champaign
1-18-2003	66-74	L	Bloomington
2-25-2003	80-54	W	Champaign
3-15-2003	73-72	W	Chicago
2-3-2004	51-49	W	Bloomington
3-12-2004	71-59	W	Indianapolis
2-6-2005	60-47	W	Champaign
1-17-2006	60-62	L	Bloomington
2-19-2006	70-58	W	Champaign

Indiana State (1-0)

H -- 1-0	A -- 0-0	N -- 0-0	
12-8-1989	93-59	W	Champaign

Iona (1-0)

H -- 0-0	A -- 0-0	N -- 1-0	
12-20-1980	106-84	W	Knoxville, Tenn.

Iowa (73-65)

H -- 56-14	A -- 17-51	N -- 0-0	
2-14-1908	36-46	L	Iowa City
1-28-1913	35-9	W	Champaign
2-23-1924	26-14	W	Iowa City
2-29-1924	38-19	W	Champaign
1-24-1925	23-15	W	Champaign
2-27-1925	25-33	L	Iowa City
1-22-1927	40-33	W	Champaign
2-12-1927	24-26	L	Iowa City
1-13-1928	30-36	L	Iowa City
2-24-1928	27-41	L	Champaign
2-14-1931	26-23	W	Iowa City
2-28-1931	31-13	W	Champaign
2-27-1933	27-30	L	Iowa City
3-4-1933	44-16	W	Champaign
1-15-1934	14-36	L	Iowa City
2-26-1934	35-31	W	Champaign
1-4-1936	26-27	L	Iowa City
2-10-1936	36-14	W	Champaign
1-16-1937	42-28	W	Champaign
2-27-1937	40-29	W	Iowa City
2-6-1939	34-26	W	Champaign
3-2-1940	47-62	L	Iowa City
2-17-1941	56-53	W	Champaign
1-19-1942	42-35	W	Champaign
3-2-1942	32-46	L	Iowa City
1-16-1943	61-41	W	Champaign
1-18-1943	66-34	W	Champaign
1-21-1944	51-56	L	Iowa City
1-22-1944	44-53	L	Iowa City
1-26-1945	43-42	W	Champaign
3-3-1945	37-43	L	Iowa City
12-22-1945	39-41	L	Iowa City
2-23-1946	57-51	W	Champaign
2-8-1947	45-36	W	Champaign
2-9-1948	61-70	L	Iowa City
2-21-1949	80-49	W	Champaign

2-11-1950	65-70	L	Iowa City
1-8-1951	72-69	W	Iowa City
1-20-1951	69-53	W	Champaign
2-9-1952	68-73	L	Iowa City
2-23-1952	78-82	W	Champaign
2-14-1953	80-63	W	Champaign
2-21-1953	62-67	L	Iowa City
1-18-1954	70-79	L	Champaign
2-20-1954	74-51	W	Iowa City
1-17-1955	80-92	L	Iowa City
2-21-1955	70-89	L	Champaign
3-3-1956	72-95	L	Iowa City
1-7-1957	81-70	W	Champaign
1-6-1958	68-70	L	Champaign
2-22-1958	79-83	L	Iowa City
1-12-1959	103-97	W	Champaign
2-28-1959	72-70	W	Iowa City
2-27-1960	85-70	W	Champaign
1-16-1961	71-78	L	Iowa City
2-10-1962	91-81	W	Iowa City
3-3-1962	78-88	L	Champaign
1-5-1963	85-76	W	Iowa City
3-9-1963	73-69	W	Champaign
1-11-1964	87-70	W	Iowa City
3-9-1964	90-67	W	Champaign
2-23-1965	97-80	W	Champaign
3-6-1965	84-94	L	Iowa City
3-5-1966	106-90	W	Champaign
2-17-1967	89-96	L	Iowa City
2-3-1968	66-63	W	Champaign
3-2-1968	56-61	L	Iowa City
2-8-1969	98-69	W	Champaign
2-25-1969	53-74	L	Iowa City
2-17-1970	81-83	L	Champaign
2-2-1971	84-92	L	Iowa City
2-15-1972	84-87	L	Iowa City
3-7-1972	91-84	W	Champaign
1-13-1973	80-78	W	Champaign
3-10-1973	76-93	L	Iowa City
2-23-1974	91-84	W	Champaign
1-4-1975	70-95	L	Iowa City
3-8-1975	70-73	L	Champaign
1-3-1976	60-84	L	Iowa City
3-6-1976	70-82	L	Champaign
1-15-1977	81-84 (OT)	L	Champaign
2-24-1977	64-76	L	Iowa City
1-26-1978	70-61	W	Iowa City
2-18-1978	77-76	W	Champaign
1-25-1979	52-58	L	Iowa City
2-17-1979	53-67	L	Champaign
1-3-1980	71-72	L	Champaign
3-1-1980	71-75	L	Iowa City
1-31-1981	79-66	W	Champaign
2-7-1981	66-72	L	Iowa City
1-9-1982	50-56	L	Iowa City
3-4-1982	73-67 (OT)	W	Champaign
2-3-1983	62-61	W	Champaign
2-12-1983	66-68	L	Iowa City
2-2-1984	54-52 (2OT)	W	Iowa City
2-12-1984	73-53	W	Champaign
1-5-1985	60-64	L	Iowa City
3-7-1985	59-63 (OT)	W	Champaign
1-4-1986	59-60	L	Champaign
3-6-1986	53-57	L	Iowa City
1-14-1987	88-91 (OT)	L	Champaign
2-14-1987	61-66	L	Iowa City
1-21-1988	79-93	L	Iowa City
3-6-1988	94-81	W	Champaign
2-5-1989	82-86	L	Iowa City
3-8-1989	118-94	W	Champaign
1-29-1990	67-69	L	Iowa City
3-4-1990	118-85	W	Champaign
1-28-1991	53-50	W	Champaign
2-23-1991	79-74	W	Iowa City
1-15-1992	69-74	L	Iowa City
2-23-1992	77-72 (OT)	W	Champaign
2-4-1993	78-77	W	Champaign
3-13-1993	53-63	L	Iowa City
1-19-1994	105-90	W	Champaign
2-19-1994	69-83	L	Iowa City
2-1-1995	79-74	W	Iowa City
2-11-1995	104-97 (OT)	W	Champaign
1-18-1996	79-82	L	Iowa City
2-24-1996	91-86	W	Champaign
1-29-1997	65-82	L	Iowa City
2-9-1997	66-51	W	Champaign
1-8-1998	76-64	W	Iowa City
2-22-1998	79-72	W	Champaign
1-7-1999	62-84	L	Iowa City
2-21-1999	72-78	L	Champaign
1-26-2000	69-58	W	Iowa City
2-12-2000	78-50	W	Champaign
1-11-2001	62-78	L	Iowa City
2-24-2001	89-63	W	Champaign
1-15-2002	77-66	W	Champaign
1-15-2003	61-68	L	Iowa City
1-17-2004	88-82	W	Champaign
2-25-2004	78-59	W	Iowa City

1-20-2005	73-68 (OT)	W	Champaign
2-19-2005	75-65	W	Iowa City
1-7-2006	48-63	L	Iowa City
2-25-2006	71-59	W	Champaign

Iowa State (11-0)

H -- 5-0	A -- 4-0	N -- 2-0	
12-21-1923	16-12	W	Champaign
12-21-1925	33-14	W	Ames, Iowa
12-15-1958	68-46	W	Champaign
12-16-1961	82-73	W	Champaign
12-15-1962	76-73	W	Ames, Iowa
12-14-1968	75-48	W	Champaign
12-12-1970	78-63	W	Ames, Iowa
12-12-1972	74-60	W	Champaign
12-9-1974	77-71	W	Ames, Iowa
1-3-1983	74-57	W	Rosemont, Ill.
12-30-1985	64-62	W	Rosemont, Ill.

Jacksonville (0-1)

H -- 0-1	A -- 0-0	N -- 0-0	
1-26-1974	86-89	L	Champaign

Jackson State (2-0)

H -- 2-0	A -- 0-0	N -- 0-0	
12-11-1992	85-81	W	Champaign
12-20-1993	79-63	W	Champaign

Kansas (3-2)

H -- 0-0	A -- 0-0	N -- 3-2	
11-29-1987	81-75	W	Mau, Hawaii
12-19-1998	55-65	L	Kansas City, Mo.
12-18-1999	84-70	W	Chicago
3-23-2001	80-64	W	San Antonio
3-22-2002	69-73	L	Madison, Wis.

Kansas State (8-2)

H -- 5-0	A -- 3-1	N -- 0-1	
1-4-1926	30-29	W	Champaign
1-2-1941	45-29	W	Champaign
3-14-1951	72-91	L	Manhattan, Kan.
3-19-1981	52-57	L	Salt Lake City
12-5-1981	55-49	W	Champaign
12-8-1982	59-55	W	Manhattan, Kan.
12-5-1994	76-69	W	Manhattan, Kan.
12-4-1995	82-56	W	Champaign
12-11-1999	81-48	W	Champaign
12-2-2000	76-56	W	Manhattan, Kan.

Kent State (3-0)

H -- 2-0	A -- 1-0	N -- 0-0	
12-1-1975	73-54	W	Champaign
12-16-1978	82-44	W	Kent, Ohio
12-6-1979	74-65	W	Champaign

Kentucky (4-11)

H -- 2-3	A -- 2-5	N -- 0-3	
1-5-1925	36-26	W	Champaign
3-30-1942	44-46	L	New Orleans
12-20-1943	43-41	W	Champaign
2-7-1944	40-51	L	Champaign
3-22-1949	47-76	L	New York City
3-24-1951	74-76	L	New York City
12-22-1956	70-91	L	Lexington, Ky.
12-30-1958	75-76	L	Champaign
12-1-1960	78-83	L	Lexington, Ky.
12-19-1964	91-86	W	Lexington, Ky.
12-9-1965	68-86	L	Champaign
12-5-1966	98-97	W	Lexington, Ky.
12-11-1982	57-76	L	Lexington, Ky.
12-24-1983	54-56	L	Champaign
3-24-1984	51-54	L	Lexington, Ky.

Kentucky State (1-0)

H -- 1-0	A -- 0-0	N -- 0-0	
12-14-1979	94-65	W	Champaign

Knox (4-0)

H -- 3-0	A -- 1-0	N -- 0-0	
12-17-1921	32-24	W	Champaign
12-10-1927	22-18	W	Champaign
12-29-1933	21-18	W	Galesburg, Ill.
12-28-1935	48-31	W	Champaign

LaSalle (1-0)

H -- 1-0	A -- 0-0	N -- 0-0	
12-1-1993	99-73	W	Champaign

Lehigh (1-0)

H -- 1-0	A -- 0-0	N -- 0-0	
11-24-2002	90-56	W	Champaign

Lombard (1-0)

H -- 1-0	A -- 0-0	N -- 0-0	
12-15-1928	44-22	W	Champaign

Long Beach State (2-1)

H -- 1-0	A -- 0-1	N -- 1-0	
1-1-1977	70-84	L	Long Beach, Calif.
12-8-1979	77-60	W	Champaign
3-18-1983	75-72	W	Salt Lake City

Long Island (1-0)

H -- 1-0	A -- 0-0	N -- 0-0	
3-10-1982	126-78	W	Champaign

Longwood (1-0)

H -- 1-0	A -- 0-0	N -- 0-0	
12-27-2004	105-79	W	Champaign

Louisiana-Monroe (1-0)

H -- 1-0	A -- 0-0	N -- 0-0
11-30-1991		

SERIES RECORDS

Maryland-Eastern Shore (1-0)

H -- 1-0	A -- 0-0	N -- 0-0
12-11-2003	85-43	W Champaign

McNeese State (1-0)

H -- 0-0	A -- 0-0	N -- 1-0
3-16-1989	77-71	W Indianapolis

Memphis YMCA (1-0)

H -- 0-0	A -- 1-0	N -- 0-0
12-23-1907	56-8	W Memphis, Tenn.

Memphis (4-1)

H -- 2-0	A -- 1-1	N -- 1-0
12-30-1989	83-71	W Rosemont, Ill.
12-29-1990	84-75	W Memphis, Tenn.
12-29-1994	86-76	W Champaign
12-28-2002	74-77	L Memphis, Tenn.
12-13-2003	74-64	W Champaign

Mercer (3-0)

H -- 3-0	A -- 0-0	N -- 0-0
12-20-1992	77-58	W Champaign
12-19-1994	90-66	W Champaign
11-26-2003	93-61	W Champaign

Metro State (2-0)

H -- 2-0	A -- 0-0	N -- 0-0
11-29-1988	86-55	W Champaign
12-9-1989	96-62	W Champaign

Mexico, University of (2-0)

H -- 2-0	A -- 0-0	N -- 0-0
1-29-1941	53-30	W Champaign
1-4-1947	94-36	W Champaign

Miami (1-0)

H -- 0-0	A -- 1-0	N -- 0-0
12-28-1968	86-76	W Miami, Fla.

Miami-Ohio (3-0)

H -- 3-0	A -- 0-0	N -- 0-0
12-19-30	40-17	W Champaign
12-18-31	35-19	W Champaign
12-15-54	97-72	W Champaign

Michigan (79-68)

H -- 50-23	A -- 28-44	N -- 1-1
2-1-1919	27-23	W Ann Arbor
3-10-1919	18-22	L Champaign
1-26-1920	41-14	W Champaign
3-1-1920	28-21	W Ann Arbor
2-26-1921	18-24	L Ann Arbor
3-7-1921	24-25	L Champaign
1-16-1922	20-17	W Champaign
2-25-1922	16-42	L Ann Arbor
1-16-1923	13-30	L Ann Arbor
2-26-1923	20-27	L Champaign
1-14-1924	23-24	L Ann Arbor
3-8-1924	23-20	W Champaign
1-28-1926	31-29	W Ann Arbor
2-26-1926	24-33	L Champaign
1-17-1927	24-25	L Ann Arbor
2-25-1927	26-30	L Champaign
1-14-1929	17-21	L Ann Arbor
2-18-1929	27-24	W Champaign
1-13-1930	24-18	W Ann Arbor
3-1-1930	30-17	W Champaign
1-18-1932	16-28	L Ann Arbor
2-20-1932	29-33	W Champaign
1-9-1933	22-17	W Champaign
1-14-1933	30-35	L Ann Arbor
1-19-1935	34-22	W Champaign
3-4-1935	36-22	W Ann Arbor
2-24-1936	37-42	L Champaign
3-2-1936	22-35	L Ann Arbor
1-8-1938	37-45	L Ann Arbor
2-28-1938	36-32	W Champaign
1-7-1939	30-20	W Champaign
2-13-1939	35-28	W Ann Arbor
1-15-1940	48-43	W Ann Arbor
2-24-1940	51-28	W Champaign
1-13-1941	47-41	W Champaign
2-22-1941	31-47	L Ann Arbor
1-10-1942	44-40	W Ann Arbor
2-14-1942	52-29	W Champaign
1-9-1943	47-34	W Champaign
1-8-1944	45-52	L Ann Arbor
1-6-1945	38-43	L Champaign
1-13-1945	55-37	W Ann Arbor
1-5-1946	48-49	L Ann Arbor
2-9-1946	49-44	W Champaign
2-24-1947	45-36	W Ann Arbor
2-7-1948	57-66	L Champaign
3-7-1949	53-70	L Ann Arbor
2-18-1950	70-60	W Champaign
1-13-1951	68-47	W Champaign
1-12-1952	67-51	W Ann Arbor

12-15-1952	96-66	W Champaign
2-9-1953	92-62	W Ann Arbor
2-6-1954	87-68	W Champaign
2-27-1954	79-61	W Ann Arbor
2-7-1955	81-80	W Ann Arbor
2-28-1955	81-75	W Champaign
2-13-1956	89-66	W Champaign
2-16-1957	89-102	L Ann Arbor
2-8-1958	81-88	L Ann Arbor
3-1-1958	88-75	W Ann Arbor
2-2-1959	85-87	L Champaign
3-2-1959	95-101	L Ann Arbor
2-6-1960	75-61	W Champaign
2-29-1960	90-61	W Champaign
1-14-1961	88-64	W Champaign
3-6-1961	66-74	L Ann Arbor
1-6-1962	91-71	W Champaign
3-2-1963	81-84	L Ann Arbor
2-8-1964	82-93	L Champaign
2-29-1964	83-89	L Ann Arbor
1-9-1965	83-89	L Ann Arbor
2-27-1965	79-80	L Champaign
2-1-1966	99-93	W Ann Arbor
1-14-1967	99-93	W Champaign
2-13-1968	65-67	L Champaign
2-20-1968	72-64	W Ann Arbor
2-11-1969	87-92	L Ann Arbor
2-22-1969	100-92	W Champaign
1-17-1970	75-73	W Ann Arbor
3-2-1971	74-75	L Champaign
1-11-1972	70-75	L Champaign
2-12-1972	83-105	L Ann Arbor
2-3-1973	76-75	W Champaign
2-26-1973	96-89	W Ann Arbor
2-2-1974	77-101	L Champaign
1-2-1975	84-86	L Champaign
3-3-1975	75-77	L Ann Arbor
1-26-1976	76-75	W Champaign
2-23-1976	75-90	L Ann Arbor
1-22-1977	61-66	L Ann Arbor
3-3-1977	72-87	L Champaign
1-14-1978	65-61	W Champaign
2-23-1978	96-107	L Ann Arbor
1-27-1979	54-56	L Champaign
2-3-1979	65-74	L Ann Arbor
1-17-1980	80-69	W Champaign
2-14-1980	76-78	L Ann Arbor
1-22-1981	76-80 (OT)	L Ann Arbor
2-19-1981	67-64	W Champaign
1-30-1982	75-61	W Champaign
2-6-1982	53-58	L Ann Arbor
1-29-1983	87-74	W Ann Arbor
2-17-1983	91-71	W Champaign
1-28-1984	75-66 (4OT)	W Champaign
2-16-1984	60-62	L Ann Arbor
1-10-1985	64-58 (OT)	W Champaign
2-9-1985	45-57	L Ann Arbor
1-8-1986	59-61	L Ann Arbor
2-8-1986	83-79 (OT)	W Champaign
1-3-1987	95-84	W Champaign
3-4-1987	89-75	W Ann Arbor
1-28-1988	64-76	L Ann Arbor
3-9-1988	85-74	W Champaign
1-14-1989	96-84	W Champaign
3-11-1989	89-73	W Ann Arbor
4-1-1989	81-83	L Seattle, Wash.
1-15-1990	70-74	L Champaign
2-11-1990	79-93	L Ann Arbor
1-26-1991	72-67	W Ann Arbor
2-28-1991	68-65	W Champaign
1-18-1992	61-68	L Champaign
3-14-1992	59-68	L Ann Arbor
1-23-1993	68-76	L Ann Arbor
3-10-1993	97-98 (OT)	L Champaign
1-23-1994	70-74	L Champaign
2-22-1994	70-79	L Ann Arbor
1-17-1995	59-69	L Champaign
2-26-1995	51-63	L Ann Arbor
1-9-1996	68-83	L Ann Arbor
3-3-1996	73-62	W Champaign
1-9-1997	74-88	L Ann Arbor
3-2-1997	70-51	W Champaign
1-25-1998	64-53	W Champaign
1-28-1999	61-59	W Ann Arbor
1-16-2000	91-95 (2OT)	L Ann Arbor
2-9-2000	75-59	W Champaign
1-13-2001	80-51	W Champaign
1-25-2001	55-51	W Ann Arbor
1-12-2002	94-70	W Champaign
2-7-2002	68-60	W Ann Arbor
1-29-2003	67-60	W Champaign
3-1-2003	82-79	W Ann Arbor
1-31-2004	67-52	W Champaign
3-13-2004	74-60	W Indianapolis
2-8-2005	57-51	W Ann Arbor
1-14-2006	79-74	W Champaign
2-21-2006	64-72	L Ann Arbor

Michigan State (52-48)

H -- 33-15	A -- 18-30	N -- 1-3
3-5-1951	49-43	W East Lansing
2-11-1952	84-62	W Champaign
1-29-1953	76-64	W East Lansing
3-2-1953	66-53	W Champaign
1-9-1954	59-60	L East Lansing
2-14-1955	90-72	W Champaign
1-2-1956	73-65	W Champaign
2-18-1956	96-76	W East Lansing
2-9-1957	64-70	L East Lansing
2-18-1957	83-89	L Champaign
2-15-1958	56-69	L East Lansing
1-10-1959	96-97	L Champaign
1-16-1960	96-88	W Champaign
2-8-1960	77-78	L East Lansing
1-30-1961	93-92	W Champaign
2-20-1961	80-90	L East Lansing
1-13-1962	66-65	W East Lansing
2-9-1963	91-86	W Champaign
1-4-1964	87-66	W Champaign
2-17-1964	82-85	L East Lansing
2-20-1965	113-94	W East Lansing
3-9-1965	121-89	W Champaign
2-22-1966	66-68	L East Lansing
1-7-1967	74-76	L Champaign
1-6-1968	66-56	W Champaign
3-9-1968	59-62	L East Lansing
2-15-1969	70-75	L East Lansing
3-4-1969	71-57	W Champaign
12-29-1969	86-77	W Portland, Ore.
2-24-1970	74-67	W East Lansing
3-7-1970	76-81	L Champaign
1-9-1971	89-61	W Champaign
1-16-1971	69-67	W East Lansing
2-8-1972	79-89	L East Lansing
2-24-1973	81-71	W Champaign
1-14-1974	82-90	L Champaign
1-28-1974	82-93	L East Lansing
2-1-1975	60-75	L Champaign
3-1-1975	82-96	L East Lansing
1-24-1976	63-74	L Champaign
2-21-1976	59-69	L East Lansing
1-20-1977	58-67	L East Lansing
3-5-1977	61-62	L Champaign
1-12-1978	70-82	L Champaign
2-25-1978	67-89	L East Lansing
1-11-1979	57-55	W Champaign
2-24-1979	62-76	L East Lansing
1-26-1980	74-65	W Champaign
2-2-1980	59-68	L East Lansing
1-29-1981	71-70	W East Lansing
2-21-1981	82-62	W Champaign
1-16-1982	55-51	W Champaign
2-25-1982	47-56	L East Lansing
1-27-1983	78-71	W East Lansing
2-19-1983	69-61	W Champaign
1-26-1984	46-40	W Champaign
2-19-1984	70-53	W East Lansing
1-12-1985	75-63	W Champaign
2-7-1985	56-64	L East Lansing
1-12-1986	51-58	L East Lansing
2-6-1986	80-84	L Champaign
1-5-1987	79-72	W Champaign
3-7-1987	77-64	W East Lansing
1-9-1988	77-62	W Champaign
2-13-1988	83-65	W East Lansing
1-7-1989	71-54	W Champaign
2-16-1989	75-56	W East Lansing
1-18-1990	73-64	W Champaign
2-17-1990	63-70	L East Lansing
1-17-1991	68-71	L Champaign
2-16-1991	58-62	L East Lansing
1-11-1992	75-77	L East Lansing
3-7-1992	80-71	W Champaign
1-9-1993	52-39	W East Lansing
2-10-1993	83-80	W Champaign
1-8-1994	74-79	L East Lansing
2-9-1994	72-64	W Champaign
1-28-1995	67-75	L Champaign
2-15-1995	58-68	L East Lansing
1-6-1996	58-68	L Champaign
3-6-1996	67-77	L East Lansing
1-22-1997	66-63	W East Lansing
2-15-1997	79-68	W Champaign
1-17-1998	64-68	L East Lansing
2-12-1998	84-63	W Champaign
1-16-1999	49-51	L Champaign
1-11-1999	44-61	L East Lansing
3-7-1999	50-67	L Chicago
1-30-2000	66-91	L East Lansing
3-12-2000	61-76	L Chicago
2-6-2001	77-66	W Champaign
2-3-2002	61-67	L Champaign
2-12-2002	63-61	W East Lansing
2-3-2003	65-68	L East Lansing
2-18-2003	70-40	W Champaign
2-10-2004	75-51	W Champaign

2-1-2005	81-68	W East Lansing</
----------	-------	------------------

SERIES RECORDS

1-2-1954	72-84	L	Champaign
2-12-1955	71-78 (OT)	L	Minneapolis
1-30-1956	95-84	W	Minneapolis
2-27-1956	97-81	W	Champaign
1-5-1957	88-91	L	Minneapolis
3-2-1957	75-86	L	Champaign
2-17-1958	94-87	W	Champaign
1-26-1959	70-81	L	Minneapolis
1-9-1960	90-82	W	Champaign
1-18-1960	70-77	L	Minneapolis
2-4-1961	65-60	W	Minneapolis
2-27-1961	76-85	L	Champaign
2-5-1962	89-80	W	Champaign
2-25-1963	81-70	W	Minneapolis
2-15-1964	81-92	L	Minneapolis
2-22-1964	86-78	W	Champaign
1-16-1965	75-72	W	Champaign
2-13-1965	90-105	L	Minneapolis
2-19-1966	100-89	W	Champaign
2-26-1966	92-94	L	Minneapolis
2-11-1967	81-93	L	Minneapolis
2-27-1967	84-71	W	Champaign
1-13-1968	61-60	W	Minneapolis
1-4-1969	80-58	W	Champaign
2-7-1970	73-82	L	Minneapolis
2-28-1970	75-73	W	Champaign
2-6-1971	93-78	W	Champaign
2-27-1971	64-80	L	Minneapolis
3-4-1972	62-91	L	Minneapolis
2-19-1973	73-82	L	Champaign
2-11-1974	61-80	L	Minneapolis
2-25-1974	52-72	L	Champaign
1-6-1975	47-75	L	Minneapolis
2-3-1975	50-56	L	Champaign
1-8-1976	68-77	L	Minneapolis
2-2-1976	62-72	L	Champaign
1-13-1977	69-83	W**	Champaign
2-26-1977	70-72	W**	Minneapolis
1-19-1978	66-70	L	Minneapolis
2-16-1978	89-75	L	Champaign
2-1-1979	67-57	W	Champaign
2-10-1979	59-57	W	Minneapolis
1-2-1980	75-79	L	Minneapolis
2-21-1980	60-58 (OT)	W	Champaign
3-17-1980	63-65	L	New York City
1-17-1981	80-76	W	Champaign
2-26-1981	59-76	L	Minneapolis
1-23-1982	64-57	W	Minneapolis
2-20-1982	77-65	W	Champaign
1-6-1983	49-75	L	Minneapolis
3-13-1983	70-67	W	Champaign
1-5-1984	80-53	W	Champaign
3-8-1984	53-41	W	Minneapolis
1-3-1985	58-60	L	Minneapolis
3-9-1985	82-56	W	Champaign
1-2-1986	76-57	W	Champaign
3-8-1986	73-64	W	Minneapolis
1-17-1987	80-58	W	Champaign
2-12-1987	79-67	W	Minneapolis
1-7-1988	65-61	W	Champaign
2-11-1988	86-50	W	Champaign
1-26-1989	62-69	L	Minneapolis
3-2-1989	63-58	W	Champaign
1-6-1990	74-91	L	Minneapolis
2-8-1990	99-72	W	Champaign
1-10-1991	67-66	W	Champaign
2-10-1991	94-74	W	Minneapolis
1-25-1992	53-54	L	Minneapolis
2-15-1992	74-58	W	Champaign
3-3-1993	85-67	L	Minneapolis
3-9-1994	90-75	W	Champaign
1-21-1995	66-77	L	Minneapolis
2-22-1995	94-88 (OT)	W	Champaign
1-3-1996	64-69	L	Minneapolis
3-9-1996	66-67	L	Champaign
1-14-1997	96-90	W	Champaign
2-22-1997	66-67	L	Minneapolis
2-4-1998	68-56	W	Champaign
2-3-1999	83-75	L	Minneapolis
3-4-1999	67-64	W	Chicago
2-2-2000	73-59	W	Champaign
2-17-2000	89-80	W	Minneapolis
1-3-2001	80-64	W	Champaign
3-4-2001	67-59	W	Minneapolis
1-2-2002	76-53	W	Champaign
3-3-2002	67-66	W	Minneapolis
3-8-2002	92-76	W	Indianapolis
1-7-2003	92-76	W	Minneapolis
3-9-2003	84-60	W	Champaign
2-8-2004	79-69	W	Minneapolis
1-29-2005	89-66	W	Champaign
3-12-2005	64-56	W	Chicago
1-25-2006	77-53	W	Champaign
2-28-2006	71-65	W	Minneapolis

**Minnesota forfeited game

Mississippi (2-0)			
H -- 1-0	A -- 1-0	N -- 0-0	
12-3-1988	91-79	W	Champaign
11-28-1989	83-72	W	Oxford, Miss.
Mississippi Valley State (1-0)			
H -- 1-0	A -- 0-0	N -- 0-0	
12-5-1987	111-73	W	Champaign
Missouri (24-12)			
H -- 4-1	A -- 3-2	N -- 17-9	
12-21-1932	36-24	W	Columbia
1-3-1934	31-27	W	Champaign
12-14-1942	51-30	W	Champaign
12-18-1943	39-29	W	Columbia
12-16-1946	50-55	L	Kansas City
12-4-1954	77-49	W	Champaign
12-10-1955	73-74	L	Columbia
12-3-1976	75-76	L	Columbia
12-6-1977	96-85	W	Champaign
12-5-1978	69-57	W	Columbia
12-4-1979	66-67 (OT)	L	Champaign
12-10-1980	84-62	W	St. Louis
12-8-1981	68-78 (OT)	L	St. Louis
12-28-1983	66-80	W	St. Louis
12-6-1984	65-50	W	St. Louis
12-21-1985	67-55	W	St. Louis
12-23-1986	92-74	W	St. Louis
12-22-1987	75-63	W	St. Louis
12-19-1988	87-84	W	St. Louis
12-20-1989	101-93	W	St. Louis
12-19-1990	84-81	W	St. Louis
12-23-1991	44-61	L	St. Louis
12-23-1992	65-66	L	St. Louis
12-22-1993	107-108 (OT)	L	St. Louis
12-22-1994	58-76	L	St. Louis
12-20-1995	96-85 (OT)	W	St. Louis
12-28-1996	85-69	W	St. Louis
12-23-1997	69-75	L	St. Louis
12-22-1998	62-67	L	St. Louis
12-21-1999	72-78	L	St. Louis
12-21-2000	86-81 (OT)	W	St. Louis
12-22-2001	72-61	W	St. Louis
12-21-2002	85-70	W	St. Louis
12-23-2003	71-70	W	St. Louis
12-22-2004	70-64	W	St. Louis
12-21-2005	82-50	W	St. Louis
Missouri-Rolla (1-0)			
H -- 1-0	A -- 0-0	N -- 0-0	
12-4-1975	67-65	W	Champaign
Missouri-St. Louis (1-0)			
H -- 1-0	A -- 0-0	N -- 0-0	
12-11-1979	91-65	W	Champaign
Mobile YMCA (1-0)			
H -- 0-0	A -- 1-0	N -- 0-0	
1-1-1908	22-21	W	Mobile, Ala.
Monmouth (1-0)			
H -- 1-0	A -- 0-0	N -- 0-0	
12-6-1939	37-19	W	Champaign
Montgomery YMCA (0-1)			
H -- 0-0	A -- 0-1	N -- 0-0	
1-2-1908	21-31	L	Montgomery, Ala.
Morhhead State (1-0)			
H -- 1-0	A -- 0-0	N -- 0-0	
12-10-1993	110-75	W	Champaign
Mt. Vernon (1-0)			
H -- 0-0	A -- 1-0	N -- 0-0	
12-23-1908	47-25	W	Mt. Vernon, Ill.
Murray State (2-0)			
H -- 1-0	A -- 0-0	N -- 1-0	
3-13-1980	65-63	W	Champaign
3-19-2004	72-53	W	Columbus, Ohio
Nebraska (7-2)			
H -- 5-1	A -- 2-0	N -- 0-1	
1-1-1921	25-30	L	Champaign
1-3-1921	26-24	W	Champaign
12-12-1942	69-27	W	Champaign
12-29-1944	77-39	W	Champaign
12-20-1945	62-51	W	Lincoln, Neb.
12-28-1946	72-37	W	Champaign
11-28-1975	60-58	W	Lincoln, Neb.
12-11-1976	67-63	W	Champaign
11-24-1990	73-100	L	San Juan, P.R.
Nevada (1-0)			
H -- 0-0	A -- 0-0	N -- 1-0	
3-19-2005	71-59	W	Indianapolis

Nevada-Las Vegas (2-0)			
H -- 0-0	A -- 0-0	N -- 2-0	
3-19-1980	84-74	W	New York City
11-20-2000	74-69	W	Mau, Hawaii
New Mexico (1-0)			
H -- 1-0	A -- 0-0	N -- 0-0	
12-6-1975	67-66	W	Champaign
New Mexico State (2-1)			
H -- 1-0	A -- 0-0	N -- 1-1	
12-8-1984	93-55	W	Champaign
11-28-1986	67-65	W	Laie, Hawaii
11-28-1992	94-95	L	Anchorage
New York University (3-0)			
H -- 1-0	A -- 1-0	N -- 1-0	
12-20-1958	83-78	W	Champaign
12-28-1962	91-85	W	New York City
12-26-1964	102-79	W	Philadelphia, Pa.
North Carolina (3-4)			
H -- 2-1	A -- 1-1	N -- 0-2	
12-20-1951	86-66	W	Champaign
12-20-1986	77-90	L	Chapel Hill, N.C.
12-19-1987	74-85	L	Champaign
12-3-2002	92-65	W	Champaign
12-2-2003	81-88	L	Greensboro, N.C.
4-4-2005	70-75	L	St. Louis
11-29-2005	68-64	W	Chapel Hill, N.C.
North Carolina-Charlotte (1-1)			
H -- 0-1	A -- 0-0	N -- 1-0	
11-25-1977	64-68	L	Champaign
3-18-2001	79-61	W	Dayton, Ohio
North Carolina State (3-0)			
H -- 0-0	A -- 0-0	N -- 3-0	
3-22-51	84-70	W	New York City
12-28-71	74-72	W	Jacksonville, Fla.
12-30-95	85-76	W	Honolulu
North Dakota (5-0)			
H -- 5-0	A -- 0-0	N -- 0-0	
12-30-1926	36-28	W	Champaign
12-20-1928	28-27	W	Champaign
12-30-1932	26-14	W	Champaign
12-17-1938	61-33	W	Champaign
12-9-1988	83-51	W	Champaign
North Dakota State (2-0)			
H -- 2-0	A -- 0-0	N -- 0-0	
12-11-1975	90-73	W	Champaign
12-22-1981	90-61	W	Champaign
Northeastern (1-0)			
H -- 0-0	A -- 0-0	N -- 1-0	
3-15-1985	76-57	W	Atlanta
Northeastern Illinois (1-0)			
H -- 1-0	A -- 0-0	N -- 0-0	
12-9-1994	71-53	W	Champaign
Northern Michigan (2-0)			
H -- 2-0	A -- 0-0	N -- 0-0	
12-14-1971	82-70	W	Champaign
12-14-1973	87-72	W	Champaign
Northwestern (122-34)			
H -- 60-13	A -- 59-21	N -- 3-0	
3-7-1908	18-13	W	Evanston
2-27-1909	35-4	W	Evanston
2-25-1911	26-15	W	Evanston
3-2-1912	25-10	W	Champaign
3-9-1912	30-19	W	Evanston
2-14-1913	23-22	W	Champaign
3-15-1913	18-20	L	Evanston
2-14-1914	35-15	W	Champaign
2-12-1916	21-23	L	Champaign
2-29-1916	16-25	L	Evanston
1-12-1917	45-17	W	Champaign
3-2-1917	21-12	W	Evanston
2-9-1918	38-22	W	Champaign
3-2-1918	14-29	L	Evanston
1-17-1924	38-18	W	Champaign
3-4-1924	36-35	W	Evanston
1-14-1925	27-16	W	Evanston
2-12-1925	30-20	W	Champaign
1-8-1927	27-23	W	Evanston
2-16-1927	46-32	W	Champaign
2-8-1928	32-20	W	Champaign
3-1-1928	31-39	L	Evanston
2-10-1930	30-24	W	Evanston
2-22-1930	32-34	L	Champaign
1-12-1931	27-29	L	Champaign
2-16-1931	35-28	W	Evanston
1-7-1933	27-25	W	Champaign
1-21-1933	27-30	L	Evanston

1-20-1934	34-20	W	Champaign
2-19-1934	25-32	L	Evanston
1-18-1936	28-40	L	Champaign
2-17-1936	39-38	W	Evanston
1-4-1937	38-47	L	Champaign
3-6-1937	32-26	W	Evanston
2-25-1939	34-36	L	Evanston
2-12-1940	35-33	W	Champaign
1-18-1941	42-41	W	Evanston
2-7-1942	41-33	W	Champaign
2-28-1942	63-49	W	Chicago
2-1-1943	68-51	W	Champaign
2-27-1943	86-44	W	Chicago
2-11-1944	29-42	L	Champaign
2-25-1944	50-47	W	Chicago
1-19-1945	51-42	W	Champaign
12-24-1945	45-57	L	Chicago
1-14-1946	45-38	W	Chicago
2-16-1946	43-48	L	Champaign
1-11-1947	55-40	W	Champaign
2-22-1947	52-51	W	Chicago
1-5-1948	52-47	W	Champaign
2-28-1948	60-43	W	Chicago
2-7-1949	85-66	W	Champaign
2-26-1949	81-64	W	Chicago
1-16-1950	78-50	W	Champaign
3-4-1950	89-52	W	Chicago
3-3-1951	80-76	W	Chicago
3-3-1952	95-74	W	Champaign
1-12-53	83-58	W	Champaign
3-9-1953	86-70	W	Evanston
1-4-1954	66-65	W	Evanston
3-1-1954	84-82	W	Champaign
2-5-1955	104-89	W	Champaign
3-5-1955	81-69	W	Evanston
3-5-1956	82-83	L	Evanston
2-11-1957	104-97	W	Evanston
1-2-1958	102-98	W	Champaign
3-8-1958	72-88	L	

SERIES RECORDS

3-2-1991	91-81	W	Evanston
2-1-1992	43-46	L	Evanston
2-26-1992	92-65	W	Champaign
1-7-1993	81-71	W	Evanston
2-6-1993	82-67	W	Champaign
1-12-1994	81-53	W	Champaign
2-12-1994	68-79	L	Evanston
1-7-1995	82-55	W	Evanston
3-8-1995	99-57	W	Champaign
1-27-1996	74-62	W	Evanston
2-14-1996	93-62	W	Champaign
2-5-1997	70-58	W	Champaign
2-18-1998	69-57	W	Champaign
1-10-1998	59-44	W	Evanston
1-9-1999	46-59	L	Champaign
2-17-1999	69-63	W	Evanston
2-19-2000	63-30	W	Evanston
3-4-2000	73-44	W	Champaign
1-17-2001	63-49	W	Evanston
2-3-2001	84-59	W	Champaign
2-23-2002	56-41	W	Evanston
2-22-2003	73-61	W	Chicago
3-14-2003	94-65	W	Chicago
1-14-2004	60-70	L	Evanston
2-28-2004	66-56	W	Champaign
1-15-2005	78-66	W	Evanston
2-23-2005	84-48	W	Champaign
3-11-2005	68-51	W	Chicago
1-21-2006	58-47	W	Evanston
2-15-2006	63-47	W	Champaign

Northwestern College (2-0)			
H -- 2-0	A -- 0-0	N -- 0-0	
1-3-1917	52-10	W	Champaign
1-5-1920	24-12	W	Champaign

Northwestern State (2-0)			
H -- 0-0	A -- 0-0	N -- 2-0	
3-16-2001	96-54	W	Dayton, Ohio
12-30-2004	69-51	W	Las Vegas

Notre Dame (27-13)			
H -- 15-2	A -- 2-5	N -- 10-6	
1-2-1922	49-38	W	Champaign
1-3-1922	40-27	W	Champaign
12-21-1922	41-38	W	Champaign
1-2-1924	29-21	W	Champaign
2-7-1925	18-29	L	South Bend, Ind.
2-6-1925	14-26	L	Champaign
2-5-1935	27-26	W	Champaign
2-5-1936	23-33	L	South Bend, Ind.
12-29-1936	44-29	W	Champaign
2-6-1937	33-41	L	South Bend, Ind.
12-28-1937	33-32	W	Champaign
2-3-1939	24-38	L	Champaign
12-27-1939	42-29	W	Champaign
2-3-1940	40-58	L	South Bend, Ind.
12-23-1940	41-39	W	South Bend, Ind.
12-23-1941	48-29	W	Champaign
12-8-1947	40-38	W	Champaign
12-8-1948	59-58 (OT)	W	Champaign
12-18-1954	66-57	W	Champaign
12-13-1955	103-93	W	South Bend, Ind.
1-26-1957	99-81	W	Champaign
1-25-1958	67-81	L	Chicago
1-24-1959	75-85	L	Chicago
1-30-1960	71-67	W	Chicago
12-28-1960	66-69	L	South Bend, Ind.
1-28-1961	77-62	W	Chicago
1-28-1962	85-77	W	Chicago
12-31-1962	89-80	L	Chicago
12-14-1963	79-68	W	Champaign
12-31-1963	87-78	W	Champaign
1-30-1965	101-87	W	Chicago
1-28-1966	120-52	W	Chicago
1-28-1967	75-90	L	Chicago
1-27-1968	68-67	W	Chicago
1-25-1969	91-57	W	Chicago
1-31-1970	83-86	L	Chicago
1-30-1971	69-66 (OT)	W	Chicago
1-28-1972	81-59	W	Chicago
1-25-1973	87-84	W	Chicago
3-22-2003	60-58	L	Indianapolis

Oakland (2-0)			
H -- 2-0	A -- 0-0	N -- 0-0	
1-4-2003	88-53	W	Champaign
11-24-2004	85-54	W	Champaign

Oberlin (1-0)			
H -- 1-0	A -- 0-0	N -- 0-0	
2-14-1906	31-25	W	Champaign

Ohio (4-0)			
H -- 4-0	A -- 0-0	N -- 0-0	
12-1-1953	85-54	W	Champaign
12-19-1959	85-79	W	Champaign
12-17-1968	95-82	W	Champaign

12-26-1980	84-54	W	Champaign
Ohio State (100-61)			
H -- 59-21	A -- 39-39	N -- 2-1	
1-23-1915	24-17	W	Champaign
3-1-1915	26-19	W	Columbus
1-15-1916	21-10	W	Champaign
3-6-1916	28-22	W	Columbus
1-8-1917	38-14	W	Columbus
2-5-1917	34-21	W	Champaign
2-11-1918	35-21	W	Champaign
2-18-1918	26-23	W	Columbus
1-20-1919	25-20	W	Champaign
2-24-1919	15-32	L	Columbus
1-12-1920	40-22	W	Champaign
2-9-1920	35-27	W	Columbus
2-7-1921	46-11	W	Champaign
2-28-1921	35-32	W	Columbus
1-14-1922	48-36	W	Columbus
2-20-1922	41-22	W	Champaign
1-8-1923	36-31	W	Columbus
3-5-1923	37-21	W	Champaign
1-12-1924	27-24	W	Columbus
2-11-1924	22-25	L	Champaign
1-16-1926	18-30	L	Columbus
2-13-1926	35-31	L	Champaign
1-15-1927	28-29	L	Columbus
2-7-1927	43-30	W	Champaign
1-12-1929	22-27	L	Columbus
2-16-1929	30-35	L	Champaign
1-6-1930	19-15	W	Champaign
1-17-1930	26-16	W	Columbus
1-4-1932	28-29	L	Champaign
2-13-1932	26-29	L	Columbus
1-16-1933	22-33	L	Columbus
2-13-1933	29-31	L	Champaign
1-12-1935	44-23	W	Columbus
2-18-1935	44-36	W	Champaign
1-13-1936	13-18	L	Champaign
2-29-1936	30-20	W	Columbus
1-22-1938	26-46	L	Columbus
2-19-1938	42-34	W	Champaign
1-16-1939	45-31	W	Champaign
1-13-1940	31-37	L	Columbus
2-24-1941	53-36	W	Champaign
1-12-1942	58-49	W	Columbus
2-21-1942	48-31	W	Champaign
2-6-1943	69-48	W	Columbus
2-8-1943	50-44	W	Columbus
2-18-1944	41-52	L	Champaign
2-19-1944	53-54	L	Champaign
2-16-1945	56-41	W	Champaign
2-23-1945	44-50	L	Columbus
1-12-1946	35-41	L	Columbus
1-13-1947	61-42	W	Champaign
2-1-1947	59-58	W	Columbus
1-10-1948	61-58	W	Champaign
2-14-1948	50-57	L	Columbus
1-10-1949	64-63	W	Columbus
2-12-1949	64-49	W	Champaign
1-7-1950	62-83	L	Columbus
1-21-1950	66-50	W	Champaign
2-12-1951	79-59	W	Champaign
2-24-1951	89-69	W	Columbus
2-2-1952	66-62	W	Columbus
2-16-1952	80-53	W	Champaign
12-27-1952	87-52	W	Champaign
3-7-1953	93-74	W	Columbus
1-11-1954	90-76	W	Champaign
1-16-1954	82-78	W	Columbus
1-15-1955	86-78	W	Columbus
2-26-1955	85-77	W	Champaign
2-11-1956	111-64	W	Champaign
2-25-1956	84-87	L	Columbus
2-4-1957	96-89	W	Champaign
2-25-1957	79-72	W	Columbus
2-3-1958	70-78	L	Columbus
1-3-1959	81-80	W	Champaign
1-4-1960	73-97	L	Columbus
2-15-1960	81-109	L	Champaign
1-7-1961	65-91	L	Columbus
3-11-1961	66-95	L	Champaign
2-24-1962	79-102	L	Columbus
1-7-1963	90-78	W	Champaign
2-10-1964	92-110	L	Columbus
3-2-1964	74-86	L	Champaign
2-8-1965	86-71	W	Columbus
2-16-1965	95-72	W	Champaign
2-5-1966	78-77	W	Champaign
3-6-1967	79-100	L	Columbus
2-26-1968	75-95	L	Columbus
3-4-1968	64-67	L	Champaign
1-28-1969	67-76	L	Columbus
2-18-1969	73-57	W	Champaign
1-10-1970	77-59	W	Champaign
2-13-1971	72-92	L	Columbus
2-19-1972	64-62	W	Champaign
2-29-1972	70-103	L	Columbus

2-17-1973	79-68	W	Champaign
3-3-1973	64-65	L	Columbus
1-5-1974	75-73	W	Columbus
3-9-1974	78-79	L	Champaign
1-25-1975	66-62	W	Columbus
2-22-1975	83-78	W	Champaign
1-19-1976	63-64	L	Columbus
2-16-1976	91-73	W	Champaign
1-6-1977	89-72	W	Columbus
2-19-1977	60-64	L	Champaign
1-30-1978	84-87	L	Champaign
2-4-1978	65-70	L	Columbus
1-13-1979	66-69 (OT)	L	Champaign
2-22-1979	55-73	L	Columbus
1-24-1980	76-79	L	Champaign
2-16-1980	57-71	L	Columbus
2-5-1981	82-63	W	Champaign
2-14-1981	63-57	W	Columbus
1-14-1982	50-51 (OT)	L	Champaign
2-27-1982	53-63	L	Columbus
1-15-1983	63-55	W	Champaign
3-3-1983	74-73	W	Columbus
1-14-1984	55-53	W	Columbus
3-1-1984	73-58	W	Champaign
1-23-1985	84-66	W	Champaign
2-23-1985	64-72	L	Columbus
1-23-1986	67-65	W	Columbus
2-22-1986	66-62	W	Champaign
2-2-1987	82-55	W	Columbus
2-25-1987	93-70	W	Champaign
2-4-1988	60-64	L	Columbus
2-17-1988	118-86	W	Champaign
2-9-1989	62-60	W	Champaign
2-26-1989	94-71	W	Columbus
1-27-1990	92-81	W	Champaign
2-26-1990	80-86	L	Columbus
1-19-1991	55-89	L	Columbus
2-20-1991	64-73	L	Champaign
1-30-1992	72-74	L	Champaign
3-11-1992	70-82	L	Columbus
1-30-1993	86-76	W	Columbus
3-6-1993	85-73	W	Champaign
1-15-1994	83-75	W	Columbus
2-15-1994	8-78	W	Champaign
1-4-1995	79-70	W	Champaign
3-11-1995	82-63	W	Columbus
1-24-1996	77-45	W	Champaign
2-17-1996	76-67	W	Columbus
1-4-1997	72-54	W	Columbus
3-5-1997	90-83	W	Champaign
1-28-1998	66-62	W	Columbus
1-30-1999	61-64	L	Champaign
3-6-1999	79-77	W	Chicago
1-6-2000	80-77	W	Champaign
2-27-2000	51-64	L	Columbus
1-6-2001	83-68	W	Champaign
2-22-2001	61-63	L	Columbus
1-29-2002	67-78	L	Columbus
3-9-2002	88-94	L	Indianapolis
2-9-2003	76-57	W	Champaign
3-16-2003	72-59	W	Chicago
1-7-2004	85-53	W	Champaign
3-7-2004	64-63	W	Columbus
1-5-2005	84-65	W	Champaign
3-6-2005	64-65	L	Columbus
2-12-2006	53-69	L	Columbus

Oklahoma (14-5)			
H -- 8-1	A -- 5-3	N -- 1-1	
12-13-1948	73-68	W	Champaign
12-10-1949	47-55	L	Norman, Okla.
12-17-1949	57-47	W	Champaign
12-18-1951	69-51	W	Champaign
12-5-1953	86-61	W	Norman, Okla.
12-23-1955	82-58	W	Champaign
12-8-1956	69-58	W	Norman, Okla.
12-21-1959	60-57	W	Champaign
12-9-1961	72-60	W	Norman, Okla.
12-9-1961	72-60	W	Norman, Okla.
12-22-1962	93-90	W	Champaign
12-9-1963	104-105	L	Norman, Okla.
12-5-1970	72-74	L	Champaign
12-4-1971	70-65	W	Norman, Okla.
12-27-1980	93-63	W	Champaign
12-23-1982	75-101	L	Norman, Okla.
11-18-1984	81-64	W	Springfield, Mass.
11-1-1984	73-70	W	Champaign
11-30-1985	57-59	L	Honolulu

Oklahoma State (2-1)			
H -- 0-1	A -- 1-0	N -- 1-0	
3-27-1951	61-46	W	Minneapolis
12-21-1953	60-65 (OT)	L	Champaign
12-11-1954	59-53	W	Stillwater, Okla.

Old Dominion (1-0)			
H -- 0-0	A -- 0-0	N -- 1-0	
11-25-1990	80-62	W	San Juan, P.R.

Oregon (4-0)			
H -- 0-0	A -- 0-0	N -- 4	

SERIES RECORDS

2-17-1909	24-18	W	Champaign
3-5-1909	20-28	L	West Lafayette
1-29-1910	33-17	W	Champaign
3-4-1910	10-28	L	West Lafayette
1-28-1911	29-33	L	Champaign
2-18-1911	25-15	W	West Lafayette
1-27-1912	20-35	L	Champaign
2-6-1912	14-28	L	West Lafayette
1-21-1913	22-18	W	Champaign
3-7-1913	11-12	L	West Lafayette
1-17-1914	26-20	W	Champaign
2-6-1914	30-25	W	West Lafayette
1-16-1915	27-8	W	Champaign
2-27-1915	22-15	W	West Lafayette
1-11-1916	22-11	W	Champaign
3-4-1916	29-19	W	West Lafayette
1-6-1917	28-24	W	West Lafayette
2-17-1917	27-16	W	Champaign
1-9-1918	27-17	W	Champaign
2-16-1918	26-29	L	West Lafayette
1-18-1919	13-16	L	Champaign
2-21-1919	25-18	W	West Lafayette
1-10-1920	33-31	W	Champaign
2-7-1920	20-36	L	West Lafayette
2-5-1921	39-26	W	West Lafayette
2-22-1921	19-29	L	Champaign
2-7-1922	29-28	W	Champaign
3-7-1922	31-39	L	West Lafayette
1-20-1923	20-24	L	Champaign
2-17-1923	28-26	W	West Lafayette
3-2-1925	18-34	L	West Lafayette
3-6-1925	37-27	W	Champaign
2-10-1926	29-28	W	Champaign
3-1-1926	23-28	L	West Lafayette
1-7-1928	24-30	L	Champaign
2-14-1928	14-40	L	West Lafayette
1-5-1929	24-33	L	West Lafayette
3-2-1929	23-37	L	Champaign
1-10-1931	15-30	L	West Lafayette
2-10-1931	26-22	W	Champaign
1-9-1932	28-21	W	Champaign
2-29-1932	19-34	L	West Lafayette
1-8-1934	21-36	L	West Lafayette
3-5-1934	27-26	W	Champaign
1-7-1935	37-36	W	Champaign
2-16-1935	27-35	L	West Lafayette
1-18-1937	38-37	W	West Lafayette
2-15-1937	34-61	L	Champaign
1-10-1938	51-43	W	Champaign
2-7-1938	13-23	L	West Lafayette
2-11-1939	30-34	L	West Lafayette
2-20-1939	35-26	W	Champaign
2-7-1940	27-33	L	West Lafayette
3-4-1940	31-34	L	Champaign
1-6-1941	49-34	W	Champaign
2-3-1941	29-46	L	West Lafayette
3-7-1942	34-32	W	Champaign
2-5-1947	42-51	L	West Lafayette
2-21-1948	98-54	W	Champaign
1-31-1949	53-55	L	West Lafayette
1-9-1950	59-54	W	Champaign
2-5-1951	85-76	W	West Lafayette
2-17-1951	70-65	W	Champaign
1-28-1952	84-57	W	West Lafayette
3-1-1952	82-71	W	Champaign
1-5-1953	87-71	W	West Lafayette
2-16-1953	93-67	W	Champaign
2-8-1954	89-55	W	Champaign
1-10-1955	83-73	W	West Lafayette
1-16-1956	92-76	W	West Lafayette
2-20-1956	102-77	W	Champaign
2-2-1957	74-85	L	West Lafayette
2-23-1957	80-78	W	Champaign
2-10-1958	99-84	W	Champaign
1-31-1959	81-102	L	West Lafayette
1-11-1960	81-75	W	West Lafayette
2-13-1960	93-89 (2OT)	W	Champaign
2-11-1961	73-89	L	West Lafayette
3-4-1961	85-75	W	Champaign
1-8-1962	89-96	L	West Lafayette
2-17-1962	88-100	L	Champaign
1-12-1963	106-82	W	Champaign
2-19-1963	87-79	W	West Lafayette
2-24-1964	74-85	L	West Lafayette
2-6-1965	121-93	W	Champaign
1-15-1966	87-93	L	West Lafayette
2-28-1966	98-81	W	Champaign
2-18-1967	94-92	W	Champaign
2-25-1967	86-98	L	West Lafayette
2-17-1968	68-75	L	Champaign
1-7-1969	84-98	L	West Lafayette
2-14-1970	49-83	L	West Lafayette
2-21-1970	81-88	L	Champaign
2-16-1971	70-73	L	Champaign
3-6-1971	93-99	L	West Lafayette
1-15-1972	74-85	L	Champaign
1-6-1973	80-91	L	West Lafayette
1-12-1974	69-91	L	Champaign

3-2-1974	83-94	L	West Lafayette
1-18-1975	67-86	L	Champaign
2-15-1975	91-114	L	West Lafayette
1-31-1976	71-63	W	Champaign
2-28-1976	62-81	L	West Lafayette
1-29-1977	63-66	L	West Lafayette
2-5-1977	71-70	W	Champaign
1-5-1978	85-95	L	West Lafayette
3-4-1978	67-66	W	Champaign
1-20-1979	57-69	L	Champaign
2-8-1979	65-71	L	West Lafayette
1-10-1980	66-74	L	West Lafayette
2-23-1980	69-72	L	Champaign
1-15-1981	87-65	W	Champaign
2-28-1981	81-70	W	West Lafayette
1-28-1982	63-48	W	West Lafayette
2-18-1982	44-52	L	Champaign
1-19-1983	62-63	L	West Lafayette
2-23-1983	54-56	L	Champaign
1-21-1984	76-52	W	Champaign
2-25-1984	55-59	L	West Lafayette
1-30-1985	34-54	L	West Lafayette
3-2-1985	86-43	W	Champaign
2-2-1986	80-68	W	Champaign
2-27-1986	81-72	W	West Lafayette
1-22-1987	86-87 (OT)	L	West Lafayette
2-23-1987	75-76 (OT)	L	Champaign
1-4-1988	68-81	L	Champaign
2-25-1988	79-93	L	West Lafayette
2-2-1989	72-76	L	West Lafayette
2-20-1989	102-75	W	Champaign
1-20-1990	68-81	L	West Lafayette
2-21-1990	90-78	W	Champaign
1-5-1991	63-61	W	Champaign
2-6-1991	59-56	W	West Lafayette
1-8-1992	74-72 (OT)	W	Champaign
2-11-1992	76-71 (OT)	W	West Lafayette
2-25-1993	78-70 (2OT)	W	Champaign
3-13-1994	77-87	L	West Lafayette
1-10-1995	62-58	W	West Lafayette
3-4-1995	56-69	L	Champaign
1-20-1996	71-67	W	West Lafayette
2-20-1996	71-74	L	Champaign
1-2-1997	69-75	L	Champaign
3-8-1997	69-77	L	West Lafayette
1-13-1998	58-68	L	Champaign
2-14-1998	72-75	L	West Lafayette
3-7-1998	47-68	L	Chicago
1-13-1999	54-63	L	West Lafayette
2-13-1999	56-63	L	Champaign
1-12-2000	66-69	L	Champaign
2-10-2001	82-61	W	West Lafayette
3-9-2001	83-66	W	Chicago
1-9-2002	75-84	L	West Lafayette
2-9-2002	69-67	W	Champaign
1-22-2003	75-62	W	Champaign
2-15-2003	61-70	L	West Lafayette
1-10-2004	54-58	L	Champaign
3-3-2004	81-79 (OT)	W	West Lafayette
1-8-2005	68-59	W	West Lafayette
3-3-2005	84-50	W	Champaign
1-28-2006	76-58	W	Champaign

Rice (2-0)

H -- 1-0	A -- 1-0	N -- 0-0
12-21-1954	86-54	W Houston
12-22-1975	106-64	W Champaign

Riverside (1-0)

H -- 0-0	A -- 1-0	N -- 0-0
1-2-1914	46-17	W LaGrange, Ill.

Rose Poly Tech (2-0)

H -- 1-0	A -- 0-0	N -- 1-0
1-4-1908	35-26	W Terre Haute, Ind.
1-6-1913	52-14	W Champaign

Rutgers (1-0)

H -- 0-0	A -- 0-0	N -- 1-0
11-26-2005	77-57	W S. Padre Island, TX

San Diego State (1-0)

H -- 0-0	A -- 0-0	N -- 1-0
3-15-2002	93-64	W Chicago

San Francisco (1-0)

H -- 1-0	A -- 0-0	N -- 0-0
12-17-1956	62-33	W Champaign

San Jose State (2-0)

H -- 2-0	A -- 0-0	N -- 0-0
12-17-1962	90-64	W Champaign
12-8-1976	84-70	W Champaign

Santa Clara (1-0)

H -- 0-0	A -- 0-0	N -- 1-0
3-26-1952	67-64	W Seattle, Wash.

Seton Hall (3-0)

H -- 1-0	A -- 1-0	N -- 1-0
12-5-1999	72-61	W Washington, D.C.
12-9-2000	87-79	W Champaign
2-16-2002	75-65	W E. Rutherford, N.J.

Shelbyville Business College (1-0)

H -- 0-0	A -- 1-0	N -- 0-0
12-22-1908	93-19	W Shelbyville, Ill.

St. John's (1-4)

H -- 0-0	A -- 1-1	N -- 0-3
12-18-1937	60-45	W New York City
3-25-1952	59-61	L Seattle, Wash.
12-27-1973	60-76	L New York City
12-30-1976	52-56	L Honolulu
11-29-1997	66-83	L Bayaman, P.R.

St. Joseph's (0-1)

H -- 0-0	A -- 0-1	N -- 0-0
12-28-1964	71-75	L Philadelphia, Pa

St. Louis (10-5)

H -- 7-2	A -- 1-3	N -- 2-0
12-12-1931	31-17	W Champaign
2-7-1933	26-19	W Champaign
12-10-1933	21-22	L Champaign
12-7-1935	35-27	W Champaign
12-5-1945	54-46	W Champaign
12-22-1949	59-47	W Champaign
2-1-1950	42-62	L St. Louis
12-4-1963	78-81	L Champaign
12-5-1964	64-79	L St. Louis
12-30-1970	78-60	W Honolulu
11-26-1976	68-65	W St. Louis
12-4-1976	54-46	W Columbia, Mo.
12-19-1981	53-43	W Champaign
12-6-1997	51-57	L St. Louis
11-20-1998	70-65	W Champaign

St. Mary's (1-0)

H -- 1-0	A -- 0-0	N -- 0-0
12-30-1952	94-65	W Champaign

South Alabama (1-0)

H -- 0-0	A -- 0-0	N -- 1-0
3-12-1998	64-51	W Sacramento, Calif.

South Carolina (2-1)

H -- 1-0	A -- 1-0	N -- 0-1
1-27-1973	76-86	L Chicago
12-3-1977	84-68	W Columbia, S.C.
12-8-1978	64-57	W Champaign

South Carolina State (1-0)

H -- 1-0	A -- 0-0	N -- 0-0
12-15-1984	83-47	W Champaign

South Dakota (1-0)

H -- 1-0	A -- 0-0	N -- 0-0
12-7-1971	96-56	W Champaign

South Dakota State (1-0)

H -- 1-0	A -- 0-0	N -- 0-0
11-18-2005	90-65	W Champaign

Southeast Missouri State (2-0)

H -- 2-0	A -- 0-0	N -- 0-0
12-8-1995	89-70	W Champaign
12-28-2005	89-64	W Champaign

Southern California (2-7)

H -- 1-1	A -- 0-3	N -- 1-3
12-29-1966	72-73	L Los Angeles
12-30-1969	62-65	L Portland, Ore.
1-29-1971	68-81	L Chicago
12-22-1972	72-75	L Los Angeles
12-8-1973	60-71	L Champaign
12-13-1975	58-62	L Los Angeles
12-1-1977	82-59	W Champaign
3-14-1997	90-77	W Charlotte, N.C.

Southern Illinois-Carbondale (2-0)

H -- 1-0	A -- 0-0	N -- 1-0
12-17-1982	79-61	W Champaign
11-24-2001	75-72	W Las Vegas

Southern Illinois-Edwardsville (1-0)

H -- 1-0	A -- 0-0	N -- 0-0
1-3-1981	104-68	W Champaign

Southern Mississippi (1-0)

H -- 1-0	A -- 0-0	N -- 0-0
12-3-1983	78-47	W Champaign

Stanford (4-2)

H -- 4-0	A -- 0-1	N -- 0-1
1-2-1943	38-26	W Champaign
12-23-1958	71-62	W Champaign
12-30-1959	74-62	W Champaign
12-31-1966	81-67	W Champaign
12-22-1967	72-74	L Palo Alto, Calif.
12-27-1974	76-89	L Albuquerque, N.M.

Syracuse (2-1)

H -- 0-0	A -- 0-0	N -- 2-1
12-22-1978	64-61	W Lexington, Ky.
3-26-1989	89-86	W Minneapolis
12-27-1995	64-75	L Honolulu

Temple (4-3)

H -- 1-0	A -- 0-3	N -- 3-0
12-20-1937	38-51	L Philadelphia, Pa
12-28-1940	41-42	L Philadelphia, Pa
12-29-1972	82-77	W New Orleans
12-16-1989	78-61	W Champaign
12-10-1991	56-92	L Philadelphia, Pa
12-14-2002	70-54	W Chicago
11-29-2003	75-60	W Philadelphia, Pa

Temple YMCA (1-0)

H -- 0-0	A -- 1-0	N -- 0-0
12-27-1907	36-17	W Temple, Texas

Tennessee (1-2)

H -- 1-0	A -- 0-2	N -- 0-0
12-15-1967	42-66	L Knoxville, Tenn.
12-10-1985	51-54	L Knoxville, Tenn.
1-17-1988	103-79	W Champaign

SERIES RECORDS

Texas Southern (2-0)

H -- 2-0	A -- 0-0	N -- 0-0	
11-26-2000	86-67	W	Champaign
11-22-2005	93-59	W	Champaign

Toledo (1-2)

H -- 1-0	A -- 0-2	N -- 0-0	
12-8-1949	67-51	W	Champaign
12-9-1950	54-68	L	Toledo, Ohio
12-29-1981	51-71	L	Toledo, Ohio

Tulane (4-1)

H -- 2-1	A -- 2-0	N -- 0-0	
12-19-1968	105-71	W	Champaign
12-10-1971	79-68	W	New Orleans
12-3-1973	99-78	W	Champaign
1-23-1974	69-81	L	Champaign
12-2-1978	65-60	W	New Orleans

Tulsa (1-1)

H -- 0-0	A -- 0-0	N -- 1-1	
12-28-1988	85-58	W	Honolulu
3-17-1995	62-68	L	Albany, N.Y.

UCLA (3-6)

H -- 2-1	A -- 0-3	N -- 1-2	
12-23-1949	63-65	L	Champaign
12-28-1951	73-67	W	Champaign
12-28-1963	79-83	L	Los Angeles
12-4-1964	110-83	W	Champaign
12-4-1965	79-97	L	Los Angeles
1-29-1967	82-120	L	Chicago
12-30-1972	64-71	L	New Orleans
12-21-1996	79-63	W	Chicago
12-30-1997	69-74	L	Los Angeles

Utah (1-1)

H -- 0-0	A -- 0-0	N -- 1-1	
3-17-1983	49-52	L	Boise, Idaho
11-25-1983	99-65	W	Rosemont, Ill.

Utah State (2-0)

H -- 2-0	A -- 0-0	N -- 0-0	
12-29-1953	88-61	W	Champaign
12-7-1985	115-64	W	Champaign

Valparaiso (5-0)

H -- 5-0	A -- 0-0	N -- 0-0	
12-4-1972	80-62	W	Champaign
12-3-1974	69-58	W	Champaign
12-2-1982	94-59	W	Champaign
11-30-1998	53-49	W	Champaign
12-19-2004	93-56	W	Champaign

Vanderbilt (4-3)

H -- 3-0	A -- 0-1	N -- 1-2	
12-8-1970	96-79	W	Champaign
12-23-1971	92-95	L	Nashville, Tenn.
11-26-1982	47-58	L	Anchorage
12-13-1982	79-77	W	Champaign
12-6-1983	69-55	W	Champaign
11-27-1992	93-77	W	Anchorage
3-20-1993	68-85	L	Salt Lake City

Villanova (3-3)

H -- 0-0	A -- 2-0	N -- 1-3	
12-29-1938	28-22	W	Villanova, Pa.
12-29-1964	74-65	W	Villanova, Pa.
12-26-1970	76-89	L	Honolulu
3-18-1983	64-56	W	Milwaukee
11-28-1987	76-78	L	Maui, Hawaii
3-20-1988	63-66	L	Cincinnati

Virginia Tech (2-0)

H -- 0-0	A -- 0-0	N -- 2-0	
11-27-1994	65-75	W	San Juan P.R.
12-1-1996	92-68	W	Hilo, Hawaii

Wabash (7-3)

H -- 6-2	A -- 1-1	N -- 0-0	
2-15-1907	13-50	L	Crawfordsville, Ind.
1-4-1916	24-16	W	Champaign
12-15-1916	26-28	L	Champaign
1-5-1918	24-9	W	Champaign
12-22-1930	28-13	W	Champaign
12-17-1932	24-34	L	Champaign
12-14-1934	30-27	W	Champaign
1-1-1935	35-28	W	Crawfordsville, Ind.
12-11-1935	40-22	W	Champaign
12-6-1939	60-21	W	Champaign

Waco YMCA (1-0)

H -- 0-0	A -- 1-0	N -- 0-0	
12-26-1907	50-20	W	Waco, Texas

Wake Forest (1-1)

H -- 1-0	A -- 0-0	N -- 0-1	
11-10-1998	73-75 (OT)	L	New York City
12-1-2004	91-73	W	Champaign

Washington (2-4)

H -- 1-0	A -- 1-2	N -- 0-2	
12-27-1927	23-34	L	Seattle, Wash.
12-29-1927	34-24	W	Seattle, Wash.
12-30-1927	26-32	L	Seattle, Wash.
12-30-1977	68-81	L	Portland, Ore.
12-7-1991	75-55	W	Champaign
3-18-2006	64-67	L	San Diego, Calif.

Washington (St. Louis) (11-1)

H -- 9-1	A -- 2-0	N -- 0-0	
12-20-1907	36-25	W	Champaign
12-16-1922	29-14	W	Champaign
12-15-1923	15-17	L	Champaign
12-19-1924	36-19	W	Champaign
12-31-1928	38-29	W	Champaign
12-19-1929	30-19	W	Champaign
12-22-1933	40-36	W	St. Louis
12-21-1934	35-18	W	St. Louis
12-15-1937	57-24	W	Champaign
12-10-1938	49-31	W	Champaign
12-17-1955	75-74	W	Champaign
12-6-1962	99-55	W	Champaign

Washington State (4-2)

H -- 4-0	A -- 0-1	N -- 0-1	
12-22-1947	71-35	W	Champaign
12-23-1947	59-42	W	Champaign
12-20-1950	71-48	W	Champaign
12-19-1960	79-58	W	Champaign
12-27-1969	58-59	L	Pullman, Wash.
12-28-1977	75-82	L	Portland, Ore.

Western Illinois (5-0)

H -- 5-0	A -- 0-0	N -- 0-0	
12-2-1983	65-49	W	Champaign
11-19-1999	76-53	W	Champaign
12-16-2001	98-62	W	Champaign
12-1-2002	85-56	W	Champaign
11-22-2003	94-66	W	Champaign

Western Kentucky (2-0)

H -- 1-0	A -- 0-0	N -- 1-0	
12-12-1959	93-80	W	Champaign
3-20-2003	65-60	W	Indianapolis

Western Michigan (2-0)

H -- 1-0	A -- 1-0	N -- 0-0	
12-28-1978	84-79	W	Anchorage
12-4-1982	75-59	W	Champaign

West Texas State (1-0)

H -- 1-0	A -- 0-0	N -- 0-0	
12-10-1983	74-58	W	Champaign

West Virginia (3-1)

H -- 1-0	A -- 0-1	N -- 2-0	
12-29-1962	92-74	W	New York City
12-26-1963	92-86	W	Los Angeles
12-11-1965	96-86	W	Champaign
12-10-1967	88-90	L	Morgantown, WV.

Wheaton (1-0)

H -- 1-0	A -- 0-0	N -- 0-0	
2-5-1906	23-21	W	Champaign

Wichita State (3-0)

H -- 0-0	A -- 0-0	N -- 3-0	
12-20-1969	66-63	W	Chicago
11-27-1997	70-57	W	Bayamon, P.R.
11-25-2005	55-54	W	S. Padre Island, TX

William & Mary (1-0)

H -- 0-0	A -- 0-0	N -- 1-0	
12-29-1976	73-64	W	Honolulu

Wisconsin (106-68)

H -- 66-17	A -- 38-50	N -- 2-1	
3-3-1906	32-35	L	Madison
1-19-1907	16-22	L	Champaign
2-1-1907	13-47	L	Madison
1-18-1908	20-28	L	Champaign
3-9-1908	14-27	L	Madison
1-16-1909	28-19	W	Champaign
1-23-1909	10-20	L	Madison
1-15-1910	16-28	L	Madison
1-21-1910	34-14	W	Champaign
1-21-1911	17-20	L	Madison
3-11-1911	21-18	W	Champaign
1-14-1912	10-27	L	Madison
3-15-1912	15-23	L	Champaign
1-11-1913	15-16	L	Champaign
2-21-1913	13-18	L	Madison
1-10-1914	25-26	L	Champaign
2-20-1914	16-29	L	Madison
2-8-1915	39-19	W	Champaign
2-13-1915	19-17	W	Madison
1-22-1916	27-20	W	Champaign
2-19-1916	14-34	L	Madison
1-20-1917	14-25	L	Madison
2-24-1917	20-17	W	Champaign
1-19-1918	21-22	L	Champaign
2-23-1918	15-23	L	Madison
1-25-1919	25-15	W	Madison
2-15-1919	16-14	W	Champaign
2-24-1920	43-20	W	Champaign
2-21-1920	29-33	L	Madison
1-22-1921	18-23	L	Madison
2-19-1921	17-9	W	Champaign
2-10-1922	23-25	L	Madison
2-27-1922	37-35	W	Champaign
2-16-1924	12-13	L	Madison
2-25-1924	31-20	W	Champaign
2-21-1925	35-25	W	Champaign
3-9-1925	9-24	L	Madison
2-28-1927	32-28	W	Champaign
3-5-1927	13-39	L	Madison
1-16-1928	34-33	W	Madison
3-9-1928	22-32	L	Champaign
1-18-1930	9-14	L	Madison
2-24-1930	17-23	L	Champaign
1-5-1931	9-12	L	Champaign
1-24-1931	20-30	L	Madison
2-11-1933	38-25	W	Champaign
2-20-1933	29-15	W	Madison
1-7-1934	20-17	W	Champaign
2-17-1934	22-28	L	Madison
1-11-1936	29-27	W	Madison
2-15-1936	36-20	W	Champaign
1-9-1937	31-28	W	Madison
2-22-1937	48-31	W	Champaign
1-21-1939	37-34	W	Madison
2-19-1940	37-35	W	Champaign
2-15-1941	30-46	L	Madison
1-3-1942	55-40	W	Madison
2-23-1942	45-43	W	Champaign
1-11-1943	52-40	W	Madison
2-20-1943	50-26	W	Champaign
1-3-1944	45-43	W	Madison
1-7-1944	38-43	L	Champaign
1-1-1946	38-31	W	Madison
2-18-1946	72-53	W	Champaign
1-1-1947	47-53	L	Madison
1-25-1947	63-37	W	Champaign
1-3-1948	47-52	L	Madison
1-24-1948	57-36	W	Champaign
1-3-1949	62-50	W	Champaign
2-5-1949	61-54	W	Madison
1-21-1950	50-59	L	Madison
2-25-1950	76-58	W	Champaign
1-1-1951	71-69 (OT)	W	Madison
2-10-1951	63-52	W	Champaign
1-7-1952	53-49	W	Champaign
3-8-1952	48-58	L	Madison
1-10-1953	71-61		

ANNUAL LEADERS

POINTS (AVG.)

1906-(statistical information not available)		
1907-Edward Ryan	.94	(8.5) *
1908-Henry Popperfuss	.401	(15.4) *
1909-Carl Watson	.142	(10.9) *
1910-Albert Hall	.66	(7.3) *
1911-Emmett Poston	.90	(7.5) *
1912-Albert Hall	.113	(7.1) *
1913-Homer Dahringer	.169	(10.6) *
1914-Edward Willitord	.130	(10.0) *
1915-Edward Willitord	.116	(7.3) *
1916-Ralf Woods	.122	(12.2) *
1917-Ralf Woods	.164	(10.3) *
1918-Earl Anderson	.201	(13.4) *
1919-Ken Wilson	.118	(8.5) *
1920-Charles Carney	.215	(16.5) *
1921-Charles Vail, Jr.	.108	(6.0) *
1922-Charles Carney	.249	(13.1) *
1923-Walter Roettger	.129	(8.9) *
1924-Leland Stilwell	.129	(7.6) *
1925-Russell Daugherty	.111	(6.5) *
1926-Russell Daugherty	.99	(5.8) *
1927-Russell Daugherty	.135	(7.9) *
1928-John How	.125	(7.4) *
1929-John How	.102	(6.0) *
1930-Charles Harper	.76	(4.8) *
1931-Charles Harper	.124	(7.3) *
1932-Caslon Bennett	.106	(6.2) *
1933-Frank Froschauer	.140	(7.8) *
1934-Frank Froschauer	.170	(8.9) *
1935-Frank Froschauer	.147	(7.4) *
1935-Bob Riegel	.147	(7.4) *
1936-Harry Combes	.154	(8.1) *
1937-Lou Boudreau	.157	(8.7) *
1938-Louis Dehner	.223	(12.4) *
1939-Louis Dehner	.239	(12.6) *
1940-William Hapac	.244	(12.2) *
1941-Art Mathisen	.178	(8.9) *
1942-Andy Phillip	.232	(10.1) *
1943-Andy Phillip	.305	(16.9) *
1944-Stan Patrick	.240	(12.0) *
1945-Walt Kirk	.212	(10.6) *
1946-Bob Doster	.273	(13.0) *
1947-Andy Phillip	.192	(9.6) *
1948-Dwight Eddleman	.277	(13.9) *
1949-Dwight Eddleman	.329	(13.1) *
1950-Wally Osterkorn	.333	(15.1) *
1951-Don Sunderlage	.471	(17.4) *
1952-John Kerr	.357	(13.7) *
1953-John Kerr	.386	(17.5) *
1954-John Kerr	.556	(25.3) *
1955-Paul Judson	.363	(16.5) *
1956-George BonSalle	.321	(22.9) *
1957-Harv Schmidt	.414	(18.8) *
1958-Don Ohl	.431	(19.6) *
1959-Roger Taylor	.376	(17.9) *
1960-Govoner Vaughn	.411	(17.9) *
1961-Dave Downey	.402	(16.8) *
1962-Dave Downey	.445	(20.2) *
1963-Dave Downey	.513	(19.7) *
1964-Skip Thoren	.488	(20.3) *
1965-Skip Thoren	.533	(22.2) *
1966-Don Freeman	.668	(27.8) *
1967-Jim Dawson	.521	(21.7) *
1968-Dave Scholz	.529	(22.0) *
1969-Dave Scholz	.459	(19.1) *
1970-Greg Jackson	.409	(17.0) *
1971-Rick Howat	.474	(20.6) *
1972-Nick Weatherspoon	.500	(20.8) *
1973-Nick Weatherspoon	.600	(25.0) *
1974-Rick Schmidt	.493	(21.4) *
1975-Rick Schmidt	.524	(20.2) *
1976-Rich Adams	.429	(15.9) *

1977-Audie Matthews	.479	(16.0) *
1978-Audie Matthews	.327	(12.1) *
1979-Mark Smith	.404	(13.5) *
1980-Eddie Johnson	.610	(17.4) *
1981-Eddie Johnson	.500	(17.2) *
1982-Craig Tucker	.450	(15.5) *
1983-Derek Harper	.492	(15.4) *
1984-Efrem Winters	.456	(14.7) *
1985-Anthony Welch	.415	(11.9) *
1986-Ken Norman	.525	(16.4) *
1987-Ken Norman	.641	(20.7) *
1988-Nick Anderson	.525	(15.9) *
1989-Nick Anderson	.647	(18.0) *
1990-Kendall Gill	.581	(20.0) *
1991-Andy Kaufmann	.660	(21.3) *
1992-Deon Thomas	.542	(19.4) *
1993-Deon Thomas	.587	(18.3) *
1994-Deon Thomas	.548	(19.6) *
1995-Kiwane Garris	.494	(15.9) *
1996-Kiwane Garris	.386	(15.4) *
1997-Kiwane Garris	.622	(19.4) *
1998-Kevin Turner	.584	(17.7) *
1999-Cory Bradford	.494	(15.4) *
2000-Cory Bradford	.490	(15.3) *
2001-Frank Williams	.508	(14.9) *
2002-Frank Williams	.566	(16.2) *
2003-Brian Cook	.599	(20.0) *
2004-Deron Williams	.420	(14.0) *
Dee Brown	.440	(13.3) *
2005-Luther Head	.622	(15.9) *
2006-Dee Brown	.470	(14.2) *

*Some statistical information is not available, thus averages were multiplied by games played to give an estimate.

REBOUNDS (AVG.)

1959-John Wessels	.205	(9.3) *
1960-Govoner Vaughn	.187	(8.1) *
1961-Dave Downey	.267	(11.1) *
1962-Dave Downey	.269	(12.2) *
1963-Dave Downey	.254	(9.8) *
1964-Skip Thoren	.331	(13.8) *
1965-Skip Thoren	.349	(14.5) *
1966-Don Freeman	.285	(11.9) *
1967-Dave Scholz	.250	(10.9) *
1968-Dave Scholz	.230	(9.6) *
1969-Dave Scholz	.209	(8.7) *
1970-Greg Jackson	.234	(9.8) *
1971-Nick Weatherspoon	.246	(10.7) *
1972-Nick Weatherspoon	.265	(11.0) *
1973-Nick Weatherspoon	.295	(12.3) *
1974-Rick Schmidt	.165	(7.2) *
1975-Rick Schmidt	.139	(5.3) *
1976-Rich Adams	.158	(5.9) *
1977-Levi Cobb	.192	(6.4) *
1978-Neil Bresnahan	.195	(7.2) *
1979-Neil Bresnahan	.236	(7.9) *
1980-Eddie Johnson	.310	(8.9) *
1981-Eddie Johnson	.267	(9.2) *
1982-James Griffin	.204	(7.0) *
1983-Efrem Winters	.213	(6.9) *
1984-George Montgomery	.224	(7.2) *
1985-Efrem Winters	.252	(7.2) *
1986-Ken Norman	.226	(7.1) *
1987-Ken Norman	.303	(9.8) *
1988-Nick Anderson	.217	(6.6) *
1989-Nick Anderson	.285	(7.9) *
1990-Marcus Liberty	.206	(7.7) *
1991-Deon Thomas	.203	(6.8) *
1992-Deon Thomas	.193	(6.9) *
1993-Deon Thomas	.256	(8.0) *
1994-Deon Thomas	.194	(6.9) *
1995-Shelly Clark	.233	(8.3) *
1996-Bryant Notree	.190	(6.1) *

Jarrod Gee	.190	(6.1) *
1997-Chris Gandy	.181	(5.7) *
1998-Jerry Hester	.175	(5.3) *
Jarrod Gee	.175	(5.3) *
1999-Fess Hawkins	.162	(5.1) *
2000-Brian Cook	.143	(4.5) *
2001-Brian Cook	.212	(6.1) *
2002-Brian Cook	.233	(6.7) *
2003-Brian Cook	.227	(7.6) *
2004-James Augustine	.242	(7.3) *
2005-James Augustine	.295	(7.6) *
2006-James Augustine	.300	(9.1) *



James Augustine led the Illini in rebounding for three consecutive seasons from 2004-06.

FIELD GOAL PERCENTAGE

(Min. 3 attempts per game)

1948-Jim Marks	.351	(33-94) *
1949-Fred Green	.338	(65-192) *
1950-Wally Osterkorn	.406	(125-308) *
1951-Clive Follmer	.386	(88-228) *
1952-John Kerr	.392	(143-365) *
1953-Clive Follmer	.406	(82-202) *
1954-Jim Dutcher	.441	(30-68) *
1955-Phil Judson	.444	(35-79) *
1956-Harv Schmidt	.431	(113-262) *
1957-Harv Schmidt	.432	(156-361) *
1958-Roger Taylor	.435	(97-223) *
1959-Ed Perry	.489	(46-94) *
1960-Lee Frandsen	.477	(41-86) *
1961-Jerry Colangelo	.459	(128-279) *
1962-Bob Starnes	.477	(81-170) *
1963-Bill Burwell	.500	(158-316) *
1964-Skip Thoren	.501	(187-373) *
1965-Skip Thoren	.560	(219-391) *
1966-Bob Brown	.478	(44-92) *
1967-Deon Flessner	.466	(85-182) *
1968-Jodie Harrison	.553	(88-159) *
1969-Jodie Harrison	.608	(87-143) *
1970-Fred Miller	.507	(107-211) *
1971-Rick Howat	.485	(190-391) *
1972-Larry Cohen	.457	(42-92) *
1973-Nick Conner	.462	(136-294) *
1974-Tom Carmichael	.500	(48-96) *
1975-Tom Carmichael	.608	(54-89) *
1976-Nate Williams	.534	(102-191) *
1977-Audie Matthews	.510	(202-396) *
1978-Rob Judson	.514	(76-148) *
1979-Derek Halcomb	.539	(90-167) *

ANNUAL LEADERS

1980-Mark Smith	552	(187-339)
1981-Derek Holcomb	569	(70-123)
1982-Perry Range	521	(146-280)
1983-Derek Harper	537	(198-369)
1984-Quinn Richardson	588	(94-160)
1985-Ken Norman	632	(86-136)
1986-Ken Norman	641	(216-337)
1987-Ken Norman	578	(256-443)
1987-Lowell Hamilton	578	(149-258)
1988-Kenny Battle	578	(197-341)
1989-Kenny Battle	604	(218-361)
1990-Ervin Small	568	(75-132)
1991-Deon Thomas	577	(172-298)
1992-Deon Thomas	585	(199-340)
1993-Deon Thomas	606	(225-371)
1994-Deon Thomas	633	(207-327)
1995-Robert Bennett	551	(98-178)
1996-Bryant Notree	515	(122-237)
1997-Jarrod Gee	541	(86-159)
Brian Johnson	541	(59-109)
1998-Brian Johnson	589	(83-141)
1999-Damir Krupalija	479	(35-73)
2000-Marcus Griffin	547	(110-201)
2001-Robert Archibald	588	(77-131)
2002-Robert Archibald	659	(114-173)
2003-Roger Powell	591	(104-176)
2004-James Augustine	635	(125-197)
2005-James Augustine	621	(141-227)
2006-James Augustine	624	(174-279)

3-PT. FIELD GOAL PERCENTAGE

(Min. 1.5 attempts per game)

1983-Derek Harper*	481	(13-27)
1987-Doug Altenberger	475	(76-160)
1988-Kendall Gill	304	(21-69)
1989-Stephen Bardo	492	(29-59)
1990-Andy Kaufmann	449	(22-49)
1991-Andy Kaufmann	394	(41-104)
1992-Tom Michael	493	(75-152)
1993-Tom Michael	400	(26-65)
1994-Richard Keene	425	(48-113)
1995-Jerry Hester	404	(38-94)
1996-Jerry Hester	388	(38-98)
1997-Matt Heldman	418	(64-153)
1998-Matt Heldman	406	(67-165)
1999-Cory Bradford	415	(85-205)
2000-Sean Harrington	400	(20-50)
2001-Sean Harrington	459	(51-111)
2002-Sean Harrington	397	(56-141)
2003-Sean Harrington	444	(64-144)
2004-Oeron Williams	394	(67-170)
2005-Dee Brown	434	(99-228)
2006-Jamar Smith	482	(66-137)

*(experimental season for 3-point rule; 27 attempts in 32 games)

FREE THROW PERCENTAGE

(Min. 1.5 FTs made per game)

1948-Bill Erickson	617	(37-60)
1949-Don Sunderlage	684	(39-57)
1950-Burdette Thurlby	722	(52-72)
1951-Ted Beach	825	(47-57)
1952-Clive Follmer	765	(91-119)
1953-Max Hooper	790	(45-57)
1954-Max Hooper	812	(34-42)
1955-Bill Ridley	726	(88-124)
1956-Harv Schmidt	793	(69-87)
1957-Harv Schmidt	761	(102-134)
1958-Roger Taylor	840	(68-81)
1959-Roger Taylor	833	(60-72)
1960-Govoner Vaughn	865	(83-96)
1961-Bill Small	894	(42-47)
1962-Bill Small	864	(70-81)
1963-Bob Starnes	800	(84-105)

1964-Tal Brody	684	(91-133)
1965-Bogie Redman	833	(55-66)
1966-Don Freeman	771	(152-197)
1967-Jim Dawson	762	(93-122)
1968-Mike Price	729	(62-85)
1969-Randy Crews	767	(46-60)
1970-Mike Price	824	(89-108)
1971-Rick Howat	832	(94-113)
1972-Larry Cohen	867	(39-45)
1973-Jeff Dawson	814	(83-102)
1974-Dennis Graff	862	(50-58)
1975-Rick Schmidt	804	(144-179)
1976-Otho Tucker	764	(68-89)
1977-Audie Matthews	798	(75-94)
1978-Rob Judson	957	(45-47)
1979-Mark Smith	771	(84-109)
1980-Mark Smith	817	(161-197)
1981-Mark Smith	816	(102-125)
1982-Craig Tucker	833	(110-132)
1983-Bruce Douglas	719	(64-89)
1984-Quinn Richardson	794	(50-63)
1985-Doug Altenberger	769	(70-91)
1986-Ken Norman	802	(93-116)
1987-Glynn Blackwell	871	(61-70)
1988-Kendall Gill	753	(67-89)
1989-Stephen Bardo	792	(76-96)
1990-Andy Kaufmann	802	(81-101)
1991-Andy Kaufmann	833	(169-203)
1992-T.J. Wheeler	844	(81-96)
1993-T.J. Wheeler	870	(60-69)
1994-T.J. Wheeler	813	(61-75)
1995-Kiwane Garris	831	(148-178)
1996-Kiwane Garris	862	(112-130)
1997-Kiwane Garris	833	(204-245)
1998-Matt Heldman	860	(98-114)
1999-Lucas Johnson	767	(46-60)
2000-Frank Williams	804	(74-92)
2001-Frank Williams	806	(133-165)
2002-Brian Cook	873	(96-110)
2003-Brian Cook	820	(168-205)
2004-Nick Smith	803	(53-66)
2005-Luther Head	788	(78-99)
2006-Dee Brown	757	(78-103)

STEALS (AVG.)

1979-Mark Smith	53	(1.77)
1980-Reno Gray	39	(1.11)
1981-Derek Harper	39	(1.34)
1982-Derek Harper	67	(2.31)
1983-Bruce Douglas	78	(2.44)
1984-Bruce Douglas	73	(2.35)
1985-Bruce Douglas	85	(2.43)
1986-Bruce Douglas	88	(2.75)
1987-Kendall Gill	39	(1.26)
1988-Kenny Battle	72	(2.18)
1989-Kenny Battle	89	(2.47)
1990-Kendall Gill	63	(2.17)
1991-Rennie Clemons	43	(1.39)
1992-Rennie Clemons	42	(1.50)
1993-Rennie Clemons	42	(1.45)
1994-Kiwane Garris	33	(1.18)
1995-Kiwane Garris	36	(1.16)
1996-Kiwane Garris	42	(1.68)
1997-Kiwane Garris	52	(1.63)
1998-Kevin Turner	44	(1.33)
1999-Sergio McClain	71	(2.29)
2000-Frank Williams	74	(2.31)
2001-Frank Williams	67	(1.97)
2002-Sean Harrington	71	(2.03)
2003-Dee Brown	57	(1.78)
2004-Dee Brown	51	(1.55)
2005-Dee Brown	70	(1.79)
2006-Dee Brown	53	(1.61)

ASSISTS (AVG.)

1974-Jeff Dawson	73	(3.17)
1975-Rick Schmidt	73	(2.81)
1976-Otho Tucker	84	(3.23)
1977-Steve Lanter	103	(3.43)
1978-Neil Bresnahan	68	(2.52)
1979-Mark Smith	121	(4.03)
1980-Reno Gray	109	(3.11)
1981-Derek Harper	156	(5.38)
1982-Derek Harper	145	(5.00)
1983-Bruce Douglas	189	(5.91)
1984-Bruce Douglas	177	(5.71)
1985-Bruce Douglas	200	(5.71)
1986-Bruce Douglas	199	(6.22)
1987-Tony Wysinger	192	(6.40)
1988-Kendall Gill	138	(4.20)
1989-Larry Smith	157	(4.36)
1990-Stephen Bardo	137	(4.72)
1991-Larry Smith	144	(4.97)
1992-Rennie Clemons	137	(4.89)
1993-Rennie Clemons	121	(4.17)
1994-Richard Keene	113	(4.04)
1995-Kiwane Garris	117	(3.77)
1996-Richard Keene	162	(5.23)
1997-Kiwane Garris	180	(5.63)
1998-Matt Heldman	131	(3.97)
1999-Sergio McClain	81	(2.61)
2000-Frank Williams	131	(4.10)
2001-Frank Williams	148	(4.35)
2002-Frank Williams	153	(4.37)
2003-Dee Brown	159	(4.97)
2004-Oeron Williams	185	(6.17)
2005-Oeron Williams	264	(6.77)
2006-Dee Brown	191	(5.79)

BLOCKED SHOTS (AVG.)

1978-Rich Adams	32	(1.18)
1979-Derek Holcomb	86	(2.96)
1980-Derek Holcomb	46	(1.48)
1981-Derek Holcomb	42	(1.45)
1982-James Griffin	56	(1.93)
1983-Efrem Winters	31	(1.00)
1984-Scott Meents	25	(0.81)
1985-Efrem Winters	32	(0.91)
1986-Ken Norman	25	(0.78)
1987-Ken Norman	48	(1.55)
1988-Jens Kujawa	29	(0.89)
1989-Nick Anderson	32	(0.90)
1990-Marcus Liberty	26	(0.90)
1991-Deon Thomas	54	(1.80)
1992-Deon Thomas	44	(1.57)
1993-Deon Thomas	42	(1.31)
1994-Deon Thomas	37	(1.32)
1995-Robert Bennett	13	(0.42)
1996-Jarrod Gee	33	(1.06)
1997-Chris Gandy	21	(0.66)
1998-Jarrod Gee	29	(0.88)
1999-Fess Hawkins	36	(1.13)
2000-Marcus Griffin	41	(1.52)
2001-Brian Cook	45	(1.29)
2002-Brian Cook	50	(1.43)
2003-Nick Smith	38	(1.23)
2004-James Augustine	42	(1.27)
2005-James Augustine	46	(1.18)
2006-James Augustine	24	(0.73)

ANNUAL TEAM STATS

	1905-06	1906-07	1907-08	1908-09	1909-10	1910-11	1911-12	1912-13	1913-14	1914-15	1915-16
G	14 14	11 11	26 26	14 14	9 9	12 12	16 16	16 16	13 13	16 16	16 16
Pts.	363 431	223 412	879 603	407 268	193 177	258 241	413 289	353 246	338 226	444 208	405 294
Avg.	25.9 30.8	20.2 37.5	33.8 23.2	29.1 19.1	21.4 19.7	21.5 20.1	25.8 18.1	22.1 15.4	26.0 17.4	27.8 13.0	25.3 18.4
HG	71 51	38 50	92 46	93 28	34 28	32 33	48 35	52 21	46 29	52 19	36 34

	1916-17	1917-18	1918-19	1919-20	1920-21	1921-22	1922-23	1923-24	1924-25	1925-26	1926-27
G	16 16	15 15	14 14	13 13	18 18	19 19	15 15	17 17	17 17	17 17	17 17
Pts.	449 281	386 313	280 301	391 305	449 423	596 527	393 374	443 343	447 400	398 409	525 473
Avg.	28.1 17.6	25.7 20.9	20.0 21.5	30.1 23.5	24.9 23.5	31.4 27.7	26.2 24.9	26.0 20.2	26.3 23.5	23.4 24.1	30.9 27.8
HG	52 28	40 35	37 36	43 36	46 32	49 39	41 38	38 36	37 34	35 33	46 39

	1927-28	1928-29	1929-30	1930-31	1931-32	1932-33	1933-34	1934-35	1935-36	1936-37	1937-38
G	17 17	17 17	16 16	17 17	17 17	18 18	19 19	20 20	19 19	18 18	18 18
FG	114* 154*	107* 125*	105* 98*	136* 96*	120* 106*	128* 110*	124* 121*	162* 138*	255 130*	256 161*	275 136*
FT	82* 105*	93* 82*	74* 77*	67* 107*	89* 88*	94* 107*	76* 92*	115* 100*	124 82*	170 69*	156 86*
PF	142* 124*	122* 115*	122* 127*	162* 120*	149* 147*	160* 147*	136* 123*	136* 157*	117* 137*	117* 160*	134* 141*
Pts.	492 556	491 472	380 374	489 372	485 402	526 431	549 508	704 590	634 510	686 583	707 669
Avg.	28.9 32.7	28.9 27.8	23.8 23.4	28.8 21.9	28.5 23.6	29.2 23.9	28.9 26.7	35.2 29.5	33.4 26.8	38.1 32.4	39.3 37.2
HG	41 52	46 37	32 35	45 35	44 34	44 34	38 36	55 42	48 42	51 61	60 51

NOTE: * Conference Games Only

MEDIA

TRADITION

RECORDS

REVIEW

ILLINI

COACHES

ILLINOIS BASKETBALL

ANNUAL TEAM STATS

	1938-39	1939-40	1940-41	1941-42	1942-43	1943-44	1944-45	1945-46	1946-47	1947-48	1948-49
G	19 19	20 20	20 20	23 23	18 18	20 20	20 20	21 21	20 20	20 20	25 25
FG	282 136*	312 163*	330 180*	410 220*	437 271	386 357	416 359	441 337	447 323	485 344	651 514
FGA									1663 1331	1727 1415	2152 1832
FG%									.269 .243	.281 .243	.303 .281
3P											
3PA											
3P%											
FT	175 86*	195 121*	215 144*	223 127*	165 125	178 136	212 202	234 221	233 217	264 276	403 388
FTA					270 222	316 231	382 372	401 416	392 400	467 475	666 584
FT%					.611 .563	.563 .593	.555 .540	.584 .531	.594 .542	.565 .581	.605 .664
Reb.											
Avg.											
PF	134* 141*	228* 195*	190* 197*	168* 201*	181 211	209 265	330 326	315 178	350 330	421 401	509 533
DQ											
Pts.	739 580	819 664	875 793	1043 883	1039 667	950 850	1043 920	1117 895	1127 863	1234 964	1705 1416
Avg.	38.9 30.5	41.0 33.2	43.8 39.7	45.3 38.4	57.7 37.1	47.5 42.5	52.2 46.0	53.2 42.6	56.4 43.2	61.7 48.2	68.2 56.6
HG	61 41	60 62	56 53	63 50	92 53	69 56	77 65	85 67	94 58	98 70	96 76
A											
TO											
BK											
STL											

NOTE: * Conference Games Only

ANNUAL TEAM STATS

1949-50	1950-51	1951-52	1952-53	1953-54	1954-55	1955-56	1956-57	1957-58	1958-59	1959-60
22	27	26	22	22	22	22	22	22	22	23
22	27	26	22	22	22	22	22	22	22	23
509	715	679	657	605	684	731	708	695	742	716
468	658	586	493	465	521	551	652	679	644	664
1621	2056	2007	1823	1670	1764	1836	1778	1795	1817	1729
1666	2095	1916	1516	1357	1504	1566	1675	1708	1594	1696
.314	.348	.338	.361	.362	.389	.398	.398	.387	.408	.414
.281	.314	.306	.316	.343	.346	.352	.389	.397	.403	.391
366	491	487	461	468	440	534	435	356	331	399
363	374	427	467	493	515	574	431	364	447	441
627	747	779	691	690	671	725	620	503	517	562
611	565	661	727	740	789	813	632	515	671	654
.584	.657	.625	.671	.678	.656	.737	.702	.708	.640	.710
.594	.662	.646	.642	.666	.653	.706	.681	.707	.666	.675
									1179	1128
									1256	1293
									53.4	49.0
									57.1	56.2
500	508	614	474	491	477	475	440	369	457	479
517	643	661	451	513	394	535	414	360	377	432
1384	1921	1865	1775	1678	1808	1996	1851	1746	1815	1831
1299	1690	1599	1453	1423	1557	1678	1735	1722	1173	1769
62.9	71.1	71.7	80.7	76.3	82.2	90.7	84.1	79.4	82.5	79.6
59.0	62.6	61.5	66.0	64.7	70.8	76.3	78.9	78.3	53.3	76.9
76	89	95	96	90	104	111	112	102	103	96
83	91	74	91	84	92	96	102	98	102	109

MEDIA

TRADITION

RECORDS

REVIEW

ILLINI

COACHES

ILLINOIS BASKETBALL

ANNUAL TEAM STATS

RECORDS
TRADITION
MEDIA
REVIEW
ILLINOIS
COACHES
ILLINOIS BASKETBALL

	1960-61	1961-62	1962-63	1963-64	1964-65	1965-66	1966-67	1967-68	1968-69	1969-70	1970-71
G	24 24	23 23	26 26	24 24	24 24	24 24	24 24	24 24	24 24	24 24	23 23
FG	705 725	712 737	855 755	786 765	899 754	830 799	802 843	602 593	768 642	735 679	742 708
FGA	1722 1813	1645 1772	1892 1983	1853 1817	1871 1937	1905 1817	1846 1825	1500 1361	1708 1449	1563 1597	1629 1577
FG%	.409 .400	.433 .416	.452 .381	.424 .421	.480 .389	.435 .439	.434 .461	.401 .436	.450 .443	.470 .424	.455 .449
3P											
3PA											
3P%											
FT	422 413	459 314	491 481	444 399	415 399	438 431	462 385	337 373	466 424	359 355	383 415
FTA	589 649	618 478	670 657	663 609	591 564	617 601	697 556	526 565	663 581	568 537	572 591
FT%	.716 .636	.727 .657	.733 .732	.670 .644	.703 .708	.709 .717	.663 .693	.641 .644	.703 .730	.632 .661	.670 .702
Reb.	1228 1280	1154 1137	1349 1271	1262 1286	1278 1218	1243 1199	1214 1218	990 1055	1144 957	1078 1059	1061 1069
Avg.	51.2 53.3	50.2 49.4	51.9 48.9	52.6 53.6	53.3 50.8	51.8 50.0	50.6 50.8	41.3 43.9	47.7 39.9	44.9 44.1	46.1 46.1
PF	481 424	382 452	501 491	467 498	426 454	464 464	437 501	461 424	455 489	438 435	449 427
DQ											
Pts.	1832 1863	1883 1788	2201 1991	2016 1929	2213 1897	2098 2029	2066 2071	1541 1561	2002 1708	1829 1713	1867 1831
Avg.	76.3 77.6	81.9 77.7	84.7 76.6	84.0 80.4	92.2 79.0	87.4 84.5	86.1 86.3	64.2 65.0	83.4 71.2	75.9 71.4	81.1 79.6
HG	99 96	101 104	106 103	104 110	121 105	120 109	99 120	75 95	105 88	101 102	124 105
A											
TO											
8K											
STL											

ANNUAL TEAM STATS

	1971-72	1972-73	1973-74	1974-75	1975-76	1976-77	1977-78	1978-79	1979-80	1980-81	1981-82
G	24 24	24 24	23 23	26 26	27 27	30 30	37 37	39 39	35 35	29 29	29 29
FG	694 761	765 779	693 826	722 809	765 739	855 782	847 797	891 738	1040 909	916 755	768 667
FGA	1645 1726	1730 1757	1571 1662	1714 1770	1619 1672	1802 1662	1857 1683	1908 1828	2160 2080	1799 1724	1620 1510
FG%	.422 .441	.442 .443	.441 .497	.421 .457	.473 .442	.474 .471	.456 .474	.467 .404	.481 .437	.509 .438	.474 .442
3P											
3PA											
3P%											
FT	489 367	364 310	371 377	401 374	329 388	338 521	350 477	310 670	534 551	422 438	378 382
FTA	689 522	513 467	509 474	546 553	460 530	480 740	498 684	454 681	739 780	577 608	533 547
FT%	.709 .703	.709 .663	.729 .711	.734 .676	.715 .732	.704 .704	.703 .697	.683 .690	.723 .706	.731 .720	.709 .698
Reb.	1152 1119	1066 1183	902 1085	1044 1219	996 1064	1094 1094	1133 1118	1238 1097	1344 1244	1120 926	960 937
Avg.	48.0 46.6	44.4 49.3	39.2 47.2	40.2 47.0	36.9 39.4	36.5 36.5	42.0 41.4	41.3 36.6	38.4 35.5	38.6 31.9	33.1 32.3
PF	426 483	475 491	505 514	553 526	521 516	660 561	617 516	619 530	705 701	559 530	499 523
DQ	24 16	19 22	13 18	30 20	26 28	25 20	25 14	21	17	20	21
Pts.	1877 1889	1849 1868	1757 1989	1845 1992	1859 1866	2048 2085	2044 2071	2092 1948	2614 2369	2254 1948	1914 2369
Avg.	78.2 78.7	78.9 77.8	76.4 86.5	71.0 76.6	68.9 69.1	68.3 69.5	75.5 76.7	69.7 64.9	74.7 67.7	77.7 67.2	66.0 59.2
HG	96 105	100 99	99 107	96 114	106 90	89 87	113 107	109 82	105 87	106 84	126 83
A			244 (10.6) 347 (15.1)	390 (15.0) 484 (18.6)	427 (15.8) 413 (15.3)	459 (15.3) 405 (13.5)	398 (10.8) 398 (10.8)	473 (12.1) 338 (8.7)	618 (17.7) 479 (13.7)	547 (19.0) 407 (14.0)	435 (15.0) 366 (12.6)
TO				430 (15.9) 438 (16.2)	414 (13.8) 456 (15.2)	473 (12.8) 472 (12.8)	505 (13.0) 556 (14.3)	397 (11.3) 419 (12.0)	397 (13.7) 419 (14.4)	306 (10.6) 421 (14.5)	
BK					65 (2.2) 81 (2.7)	162 (4.4) 56 (1.5)	119 (3.1) 86 (2.2)	120 (3.4) 65 (1.9)	120 (4.1) 65 (2.2)	114 (3.9) 74 (2.6)	
STL						216 (5.8) 253 (2.7)	215 (5.5) 181 (4.6)	187 (5.3) 166 (4.7)	187 (6.5) 165 (5.7)	194 (6.7) 147 (5.1)	

[RECORDS](#) | [REVIEW](#) | [ILLINOIS](#) | [COACHES](#) | [ILLINOIS BASKETBALL](#) | [TRADITION](#) | [MEDIA](#)

ANNUAL TEAM STATS

TRADITION | MEDIA

RECORDS

REVIEW

ILLINOIS

COACHES

ILLINOIS BASKETBALL

	1982-83	1983-84	1984-85	1985-86	1986-87	1987-88	1988-89	1989-90	1990-91	1991-92	1992-93
G	32 32	31 31	35 35	32 32	31 31	33 33	36 36	29 29	31 31	28 28	32 32
FG	866 822	836 712	974 832	990 779	956 814	1067 881	1200 1027	860 766	861 853	677 726	877 860
FGA	1825 1803	1655 1617	2005 1989	1828 1715	1865 1823	2107 1958	2340 2228	1803 1767	1800 1925	1490 1655	1832 1926
FG%	.475 .456	.505 .440	.486 .418	.542 .454	.513 .447	.506 .450	.513 .461	.477 .434	.478 .443	.454 .439	.479 .447
3P					112 100	39 118	136 158	109 118	101 162	130 135	158 181
3PA					223 264	140 291	320 450	287 380	265 458	314 380	431 493
3P%					.461 .379	.279 .405	.425 .351	.380 .311	.381 .354	.414 .355	.367 .367
FT	420 390	433 313	462 337	350 399	464 454	552 460	574 438	539 454	580 473	500 367	517 446
FTA	624 561	618 422	653 503	475 529	649 654	827 666	817 614	725 651	850 688	758 584	750 643
FT%	.673 .695	.701 .742	.708 .670	.737 .754	.715 .694	.667 .691	.703 .713	.743 .697	.682 .688	.660 .628	.689 .694
Reb.	1104 1005	1015 845	1271 1102	1041 825	1100 1008	1233 1097	1343 1188	1117 1006	1192 1033	1018 902	1155 1061
Avg.	34.5 31.4	32.7 27.3	36.3 31.5	32.5 25.8	35.5 32.5	37.4 33.2	37.3 33.0	38.5 34.7	38.5 33.3	36.4 32.2	36.1 33.2
PF	573 607	476 566	519 609	505 518	564 621	635 730	627 726	586 625	586 704	511 632	573 666
DQ	9 27	13 17	13 23	6 15	15 17	12 31	5 32	12 25	12 24	17 24	14 13
Pts.	2168 2081	2105 1736	2410 2001	2330 1957	2488 2182	2725 2340	3110 2650	2368 2104	2403 2341	1984 1954	2429 2347
Avg.	67.8 65.0	67.9 56.0	68.9 57.2	72.8 61.2	80.3 70.4	82.6 70.9	86.4 73.6	81.7 72.6	77.5 75.5	70.9 69.8	75.9 73.3
HG	94 101	99 73	93 76	115 92	99 97	118 103	127 100	118 93	120 116	95 92	97 98
A	508 (15.9) 450 (14.1)	523 (16.9) 353 (11.4)	630 (18.0) 436 (12.5)	555 (17.3) 379 (11.8)	598 (19.3) 426 (13.7)	582 (17.6) 497 (15.1)	639 (17.8) 527 (14.6)	457 (15.8) 397 (13.7)	446 (14.4) 427 (13.8)	422 (15.1) 374 (13.4)	496 (15.5) 440 (13.8)
TO	443 (13.8) 455 (14.2)	342 (11.0) 415 (13.4)	452 (12.9) 528 (15.1)	407 (12.7) 438 (13.7)	429 (13.8) 492 (15.9)	500 (15.2) 625 (18.9)	470 (13.1) 611 (17.0)	403 (13.9) 477 (16.5)	536 (17.3) 444 (14.3)	468 (16.7) 406 (14.5)	485 (15.2) 428 (13.4)
8K	101 (3.2) 93 (2.9)	73 (2.4) 78 (2.5)	113 (3.2) 71 (2.0)	109 (3.4) 65 (2.0)	144 (4.7) 78 (2.5)	113 (3.4) 78 (2.4)	107 (3.0) 68 (1.9)	104 (3.6) 96 (3.3)	123 (4.0) 140 (4.5)	108 (3.9) 110 (3.9)	92 (2.9) 104 (3.3)
STL	240 (7.5) 203 (6.3)	212 (6.8) 157 (5.1)	262 (7.5) 200 (5.7)	258 (8.1) 184 (5.8)	250 (8.1) 195 (6.3)	310 (9.4) 216 (6.6)	341 (9.4) 213 (5.9)	236 (8.1) 173 (6.0)	198 (6.4) 217 (7.0)	157 (5.6) 200 (7.1)	179 (5.6) 212 (6.6)

ANNUAL TEAM STATS

	1993-94	1994-95	1995-96	1996-97	1997-98	1998-99	1999-2000	2000-01	2001-02	2002-03	2003-04
G	28 28	31 31	31 31	32 32	33 33	32 32	32 32	35 35	35 35	32 32	33 33
FG	833 727	823 780	844 742	848 782	827 736	705 672	834 720	929 748	908 815	859 657	887 733
FGA	1739 1647	1842 1728	1967 1764	1917 1705	1869 1768	1791 1671	1925 1782	2046 1936	1932 1960	1793 1741	1899 1750
FG%	.479 .441	.447 .451	.429 .421	.442 .459	.442 .416	.394 .402	.433 .404	.454 .386	.470 .416	.479 .377	.467 .419
3P	162 178	167 190	231 195	238 158	215 173	165 181	231 181	247 219	254 235	233 192	231 183
3PA	436 468	458 508	662 558	632 463	593 551	477 572	652 587	678 674	692 691	603 655	662 540
3P%	.372 .380	.365 .374	.349 .349	.377 .341	.363 .314	.346 .316	.354 .308	.364 .325	.367 .340	.366 .309	.349 .339
FT	525 463	452 375	433 484	514 475	432 450	392 483	525 479	620 592	638 504	437 464	397 428
FTA	732 629	694 597	629 697	691 733	634 655	599 710	763 699	880 860	862 760	603 655	571 627
FT%	.717 .736	.651 .628	.688 .694	.744 .648	.681 .687	.654 .680	.688 .685	.705 .688	.740 .663	.725 .708	.695 .683
Reb.	1081 897	1173 988	1147 1150	1076 1119	1109 1135	1182 1083	1177 1176	1400 1154	1264 1116	1133 1042	1150 1064
Avg.	38.6 32.0	37.8 31.9	37.0 37.1	33.6 35.0	33.6 34.4	36.9 33.8	36.8 36.8	40.0 33.0	36.1 31.9	35.4 32.6	34.8 32.2
PF	525 605	588 620	611 583	663 634	617 611	628 588	619 654	772 776	692 734	598 576	619 542
OQ	9 18	7 20	15 13	19 21	11 18	13 --	8 --	29 30	19 --	13 11	9 --
Pts.	2353 2095	2265 2125	2352 2163	2448 2197	2301 2095	1967 2008	2424 2100	2725 2307	2708 2369	2388 1970	2402 2077
Avg.	84.0 74.8	73.1 68.5	75.9 69.8	76.5 68.7	69.7 63.5	61.5 62.8	75.8 65.6	77.9 65.9	77.4 67.7	74.6 61.6	72.8 62.9
HG	121 108	104 97	97 86	96 90	105 83	82 84	107 95	96 98	105 94	96 79	94 88
A	483 (17.3) 424 (15.1)	397 (12.8) 411 (13.3)	500 (16.1) 414 (13.4)	515 (16.1) 452 (14.1)	469 (14.2) 415 (12.6)	376 (11.8) 407 (12.7)	499 (15.6) 405 (12.7)	550 (15.7) 400 (11.4)	590 (16.9) 449 (12.8)	575 (18.0) 353 (11.0)	565 (17.1) 405 (12.3)
TO	374 (13.4) 417 (14.9)	425 (13.7) 447 (14.4)	352 (11.4) 478 (15.4)	434 (13.6) 595 (18.6)	443 (13.4) 538 (16.3)	566 (17.7) 552 (17.3)	458 (14.3) 583 (18.2)	524 (15.0) 560 (16.0)	512 (14.6) 540 (15.4)	418 (13.1) 469 (14.7)	401 (12.2) 474 (14.4)
BK	79 (2.8) 88 (3.1)	53 (1.7) 102 (3.3)	84 (2.7) 92 (3.0)	63 (2.0) 89 (2.8)	90 (2.7) 84 (2.6)	107 (3.3) 107 (3.3)	119 (3.7) 99 (3.1)	146 (4.2) 119 (3.4)	141 (4.0) 101 (2.9)	100 (3.1) 84 (2.6)	122 (3.7) 112 (3.4)
STL	171 (6.1) 148 (5.3)	174 (5.6) 166 (5.4)	207 (6.7) 154 (5.0)	249 (7.8) 153 (4.8)	244 (7.4) 179 (5.4)	269 (8.4) 269 (8.4)	297 (9.3) 197 (6.1)	269 (7.7) 214 (6.1)	258 (7.4) 195 (5.6)	227 (7.1) 182 (5.7)	224 (6.8) 197 (6.0)

[MEDIA](#) | [TRADITION](#) | [RECORDS](#) | [REVIEW](#) | [ILLINI](#) | [COACHES](#) | [ILLINOIS BASKETBALL](#)

ANNUAL TEAM STATS

TRADITION | MEDIA | RECORDS | REVIEW | ILLINI | COACHES | ILLINOIS BASKETBALL

	2004-05	2005-06
G	39 39	33 33
FG	1092 869	848 670
FGA	2258 2094	1853 1656
FG%	.484 .415	.458 .405
3P	344 233	241 170
3PA	877 651	668 536
3P%	.392 .358	.361 .317
FT	474 411	374 427
FTA	651 618	582 615
FT%	.728 .665	.643 .694
Reb.	1338 1222	1179 984
Avg.	34.3 31.3	35.7 29.8
PF	611 598	584 555
OQ	6 --	12 10
Pts.	3002 2382	2311 1937
Avg.	77.0 61.1	70.0 58.7
HG	105 89	93 74
A	727 (18.6) 482 (12.4)	500 (15.2) 338 (10.2)
TO	428 (11.0) 580 (14.9)	406 (12.3) 464 (14.1)
BK	123 (3.2) 99 (2.5)	79 (2.4) 78 (2.4)
STL	300 (7.7) 196 (5.0)	203 (6.2) 179 (5.4)

TOP 50 CAREER SCORERS

1

Deon Thomas
2129 pts./18.0 avg.



Year(s)	GP/GS	FGM-A/FG%	3P-3PA/Pct.	FTM-A/FT%	Reb/Avg	Ast/Avg	Pts/Avg
1990-91	30/28	172-298/.577	0-0/0.00	108-168/.643	203-6.8	18/0.6	452/15.1
1991-92	28/26	199-340/.585	0-0/0.00	144-218/.661	193/6.9	20/0.7	542/19.4
1992-93	32/30	225-371/.606	0-0/0.00	137-212/.646	256/8.0	37/1.2	587/18.3
1993-94	28/26	207-327/.663	1-2/.500	133-192/.693	194/6.9	43/1.5	548/19.6
TOTALS	118/110	803-1336/.601	1-2/.500	522-790/.661	846/7.2	118/1.0	2129/18.0

2

Kiwane Garris
1948 pts./16.8 avg.



1993-94	28/27	133-307/.433	29-87/.333	151-188/.803	98/3.5	107/3.8	446/15.9
1994-95	31/30	150-342/.439	46-119/.387	148-178/.831	88/2.8	117/3.8	494/15.9
1995-96	25/22	118-316/.373	38-117/.325	112-130/.862	86/3.4	98/3.9	386/15.4
1996-97	32/32	171-428/.400	76-197/.386	204-245/.833	113/3.5	180/5.6	622/19.4
TOTALS	116/111	572-1393/.411	189-520/.363	615-741/.830	385/3.3	502/4.3	1948/16.8

3

Dee Brown
1812 pts./13.4 avg.



2002-03	32/31	142-327/.434	51-155/.329	49-72/.681	119/3.7	159/5.0	384/12.0
2003-04	33/33	160-389/.411	71-205/.346	49-73/.671	123/3.7	147/4.5	440/13.3
2004-05	39/39	179-359/.499	99-228/.434	61-79/.772	104/2.7	177/4.5	518/13.3
2005-06	33/33	157-437/.359	78-243/.321	78-103/.757	102/3.1	191/5.8	470/14.2
TOTALS	137/136	638-1512/.422	299-831/.360	237-327/.725	448/3.3	674/4.9	1812/13.4

4

Brian Cook
1748 pts./13.2 avg.



1999-2000	32-17	112-213/.526	12-38/.316	51-83/.614	143/4.5	24/0.8	287/9.0
2000-01	35-35	147-269/.546	28-76/.368	69-86/.802	212/6.1	43/1.2	391/11.2
2001-02	35-34	174-342/.509	27-74/.365	96-110/.873	233/6.7	44/1.3	471/13.5
2003-03	30-30	202-422/.479	27-89/.303	168-205/.820	227/7.6	60/2.0	599/20.0
TOTALS	132-116	635-1246/.510	94-277/.339	384-484/.793	815/6.2	171/1.3	1748/13.2

5


Cory Bradford
1735 pts./12.9 avg.



1998-99	32/32	174-450/.387	85-202/.421	61-90/.678	84/2.6	62/1.9	494/15.4
1999-2000	32/32	156-421/.371	96-255/.376	82-112/.732	80/2.5	63/2.0	490/15.3
2000-01	35/35	113-298/.379	72-194/.371	47-59/.797	89/2.5	63/1.8	345/9.9
2001-02	35-35	133-312/.426	74-189/.392	66-86/.767	110/3.1	87/2.5	406/11.6
TOTALS	134-134	576-1481/.389	327-843/.388	256-347/.738	363/2.7	275/2.1	1735/12.9

6

Eddie Johnson
1692 pts./15.2 avg.



1977-78	27/3	100-234/.427		20-27/.741	84/3.1	16/0.6	220/8.1
1978-79	30/27	168-405/.415		26-49/.531	170/5.7	52/1.7	362/12.1
1979-80	35/35	266-576/.462		78-119/.655	310/8.9	71/2.0	610/17.4
1980-81	29/29	219-443/.494		62-82/.756	267/9.2	70/2.4	500/17.2
TOTALS	121/94	753-1658/.454		186-277/.671	831/7.5	209/1.8	1692/15.2

7

Mark Smith
1653 pts./13.6 avg.



1977-78	27/7	111-235/.472		90-128/.703	163/6.0	36/1.3	312/11.6
1978-79	30/30	160-312/.513		84-109/.771	173/5.8	121/4.0	404/13.5
1979-80	35/31	187-339/.552		161-197/.817	214/6.1	95/2.7	535/15.3
1980-81	29/29	150-272/.551		102-125/.816	171/5.9	98/3.4	402/13.9
TOTALS	121/97	608-1158/.525		437-559/.781	722/6.5	98/3.4	1653/13.6

8

Andy Kaufmann
1533 pts./14.9 avg.



1988-89	12/0	16-44/.364	5-17/.294	14-20/.700	20/1.7	8/0.7	51/4.3
1989-90	29/16	91-204/.446	41-104/.394	81-101/.802	93/3.2	54/1.9	285/9.8
1990-91	31/30	225-482/.467	22-49/.449	169-203/.833	154/5.0	67/3.2	660/21.3
1992-93	31/25	183-433/.423	37-106/.349	134-168/.798	128/4.1	74/2.4	537/17.3
TOTALS	103/71	515-1163/.443	105-276/.380	398-492/.809	395/3.8	203/2.0	1533/14.9

9


Efrem Winters
1487 pts./11.2 avg.



1982-83	31/29	159-343/.464		67-94/.713	213/6.9	20/0.6	385/12.4
1983-84	31/28	182-354/.514		92-120/.767	205/6.6	54/1.7	456/14.7
1984-85	35/33	137-289/.474		76-103/.738	252/7.2	49/1.4	350/10.0
1985-86	32/30	124-235/.528		48-81/.593	183/5.7	40/1.3	296/9.3
TOTALS	129/120	602-1221/.493		283-398/.711	853/6.6	163/1.3	1487/11.2

10

Nick Weatherspoon
1481 pts./20.9 avg.



1970-71	23/	151-334/.452		79-110/.718	246/10.7		381/16.5
1971-72	24/	200-477/.419		100-134/.746	262/10.9		500/20.8
1972-73	24/	247-540/.457		106-149/.711	295/12.3		600/25.0
TOTALS	71/	598-1351/.442		285-393/.725	806/11.4		1481/20.9

MEDIA
 TRADITION
 RECORDS
 REVIEW
 III INI
 COACHES
 ILLINOIS BASKETBALL

TOP 50 CAREER SCORERS

			Year(s)	GP/GS	FGM-A/FG%	3P-3PA/Pct.	FTM-A/FT%	Reb/Avg	Ast/Avg	Pts/Avg
11	Dave Scholz 1459 pts./20.5 avg.		1966-67	23/	194-423/.459		83-124/.669	250/10.9		471/20.5
			1967-68	24/	223-541/.412		83-120/.692	230/9.6		529/22.0
			1968-69	24/	181-436/.415		97-131/.740	209/8.7		459/19.1
			TOTALS	71/	598-1400/.427		263-379/.694	689/9.7		1459/20.5
12	Don Freeman 1449 pts./20.1 avg.		1963-64	24/	130-316/.411		81-122/.664	231/9.6		341/14.2
			1964-65	24/	178-365/.488		84-122/.689	226/9.4		440/18.3
			1965-66	24/	258-595/.434		152-197/.771	285/11.9		668/27.8
			TOTALS	72/	566-1276/.444		317-493/.643	742/10.3		1449/20.1
13	Frank Williams 1440 pts./14.3 avg.		1999-2000	32/29	125-327/.382	42-133/.316	74-92/.804	111/3.4	131/4.1	366/11.4
			2000-01	34/34	168-410/.410	39-122/.320	133-165/.806	126/3.7	148/4.4	508/14.9
			2001-02	35-34	174-443/.393	54-159/.340	164-203/.808	163/4.7	153/4.4	566/16.2
			TOTALS	101-97	467-1180/.396	135-414/.326	371-460/.807	399/4.0	432/4.3	1440/14.3
14	Jerry Hester 1415 pts./11.4 avg.		1993-94	28/2	87-214/.407	21-65/.323	32-44/.727	111/4.0	431/5	227/8.1
			1994-95	30/27	119-260/.458	38-94/.404	47-88/.534	145/4.8	57/1.9	323/10.8
			1995-96	28/23	112-246/.455	38-98/.388	46-65/.708	111/4.0	35/1.3	308/11.0
			1996-97	5/4	26-68/.382	6-23/.261	13-14/.929	28/5.6	13/2.6	71/14.2
			1997-98	33/32	186-395/.471	40-114/.351	74-96/.771	175/5.3	49/1.5	486/14.7
			TOTALS	124/88	530-1183/.448	143-394/.363	212-307/.691	470/4.6	197/1.6	1415/11.4
15	Kendall Gill 1409 pts./12.0 avg.		1986-87	31/0	40-83/.482	0-1/.000	34- 53/.642	42/1.4	27/0.9	114/3.7
			1987-88	33/23	128-272/.471	21-69/.304	67-89/.753	73/2.2	138/4.2	344/10.4
			1988-89	24/18	143-264/.542	38-83/.458	46-58/.793	70/2.9	91/3.8	370/15.4
			1989-90	29/29	211-422/.500	23-66/.348	136-175/.777	143/4.9	96/3.3	581/20.0
			TOTALS	117/70	522-1041/.501	82-218/.376	283-375/.755	213/1.8	352/3.0	1409/12.0
16	Ken Norman 1393 pts./15.1 avg.		1984-85	29/6	86-136/.632		55-83/.663	107/3.7	26/0.9	227/7.8
			1985-86	32/27	216-337/.641		93-116/.802	226/7.1	32/1.0	525/16.4
			1986-87	31/31	256-443/.578	1-4/.250	128-176/.727	303/9.8	68/2.2	641/20.7
			TOTALS	92/64	558-916/.609	1-4/.250	272-360/.755	636/6.9	126/1.4	1393/15.1
17	James Augustine 1383 pts./10.1 avg.		2002-03	32/29	94-162/.580	5-14/.357	32-45/.711	186/5.8	25/0.8	225/7.0
			2003-04	33/33	125-197/.635	0-2/.000	68-106/.642	242/7.3	21/0.6	318/9.6
			2004-05	39/39	141-227/.621	0-0/.000	110-147/.748	295/7.6	43/1.1	392/10.1
			2005-06	33/33	174-279/.624	1-2/.500	99-152/.651	300/9.1	59/1.8	448/13.6
			TOTALS	137/134	534-865/.617	6-18/.333	309-450/.687	1023/7.5	148/1.1	1383/10.1
18	Dave Downey 1360 pts./18.9 avg.		1960-61	24/	157-404/.389		88-123/.715	267/11.1		402/16.8
			1961-62	22/	174-385/.452		97-130/.746	269/12.2		445/20.2
			1962-63	26/	201-459/.440		111-156/.712	254/9.8		513/19.7
			TOTALS	72/	532-1248/.426		296-409/.724	790/11.0		1360/18.9
19	John Kerr 1299 pts./18.6 avg.		1951-52	26/	143-365/.392		71-124/.572			357/13.7
			1952-53	22/	153-397/.386		80-123/.650			386/17.5
			1953-54	22/	210-520/.404		136-214/.636			556/25.3
			TOTALS	70/	506-1281/.395		287-461/.623			1299/18.6
20	Luther Head 1295 pts./10.1 avg.		2001-02	35/13	63-124/.508	16-55/.291	14-25/.560	67/1.9	59/1.7	156/4.5
			2002-03	25/8	68-131/.519	28-66/.424	34-46/.739	71/2.8	42/1.7	198/7.9
			2003-04	29/24	107-239/.448	49-143/.343	56-72/.778	110/3.8	75/2.6	319/11.0
			2004-05	39/39	214-462/.463	116-283/.410	78-99/.788	155/4.0	150/3.8	622/15.9
			TOTALS	128/84	452-956/.473	209-547/.382	182-242/.752	403/3.1	326/2.5	1295/10.1

TOP 50 CAREER SCORERS

21

Doug Altenberger

1271 pts./9.6 avg.



Year(s)	GP/GS	FGM-A/FG%	3P-3PA/Pct.	FTM-A/FT%	Reb/Avg	Ast/Avg	Pts/Avg
1982-83	31/4	30-90/.333		35- 47/.745	40/1.3	23/0.7	96/3.1
1983-84	31/29	143-281/.509		66-95/.695	115/3.7	68/2.2	352/11.4
1984-85	35/31	162-322/.503		70-91/.769	126/3.6	67/1.9	394/11.3
1985-86	5/0	10-19/.526		0-2/.000	10/2.0	3/0.6	20/4.0
1986-87	30/29	139-288/.483	76-160/.475	55-76/.724	138/4.6	91/3.0	409/13.6
TOTALS	132/93	484-1000/.484	76-160/.475	226-311/.727	429/3.3	252/1.9	1271/9.6

22

Bruce Douglas

1261 pts./9.7 avg.




1982-83	32/27	118-257/.459		64- 89/.719	87/2.7	189/5.9	301/9.4
1983-84	31/30	159-337/.472		81-109/.743	136/4.4	177/5.7	399/12.9
1984-85	35/31	118-307/.384		42-57/.737	107/3.1	200/5.7	278/7.9
1985-86	32/29	118-248/.476		47-60/.783	88/2.8	199/6.2	283/8.8
TOTALS	130/117	513-1149/.446		234-315/.743	418/3.2	765/5.9	1261/9.7

23

Lowell Hamilton

1241 pts./10.0 avg.




1985-86	24/0	36-67/.537		16-26/.615	41/1.7	4/0.2	88/3.7
1986-87	31/22	149-259/.578	0-0/.000	36-66/.545	121/3.9	28/0.9	334/10.8
1987-88	33/6	141-271/.520	1-2/.500	48-77/.623	127/3.8	9/0.3	331/10.0
1988-89	36/33	219-424/.517	0-1/.000	50-89/.562	204/5.7	24/0.7	488/13.6
TOTALS	124/61	545-1020/.534	1-3/.333	150-258/.581	493/4.0	65/0.5	1241/10.0

24

Rich Adams

1223 pts./11.1 avg.




1974-75	26/8	50-160/.313		33- 52/.635	107/4.1	19/0.7	133/5.1
1975-76	27/26	181-356/.508		67-90/.744	158/9.6	41/1.5	429/15.9
1976-77	30/30	171-376/.455		45-64/.703	171/5.7	62/2.1	387/12.9
1977-78	27/20	108-239/.452		58-81/.716	133/4.9	37/1.4	274/10.1
TOTALS	110/84	510-1131/.451		203-287/.707	569/5.2	159/1.4	1223/11.1

25

Anthony Welch

1217 pts./9.6 avg.




1981-82	26/1	30-64/.469		17- 22/.733	39/1.5	12/0.5	77/3.0
1982-83	32/31	158-321/.492		61-87/.701	201/6.3	44/1.4	377/11.8
1983-84	2/2	6-12/.500		2-2/.000	4/2.0	0/0.0	14/7.0
1984-85	35/33	182-350/.520		51-68/.750	189/5.4	51/1.5	415/11.9
1985-86	32/29	156-292/.534		22-29/.759	147/4.6	49/1.5	334/10.4
TOTALS	127/96	532-1039/.512		153-208/.736	336/2.6	156/1.2	1217/9.6

26

Audie Matthews

1210 pts./11.0 avg.



1974-75	26/10	41-122/.336		18- 28/.643	87/3.3	19/0.9	100/3.8
1975-76	27/27	129-269/.480		46-68/.676	144/5.3	50/1.9	304/11.3
1976-77	30/30	202-396/.510		75-94/.798	151/5.0	75/2.5	479/16.0
1977-78	27/27	136-306/.444		55-79/.696	87/3.2	50/1.9	327/12.1
TOTALS	110/94	508-1093/.465		194-269/.721	469/4.3	194/1.8	1210/11.0

27

Roger Powell

1178 pts./9.2 avg.



2001-02	27/0	27-50/.540	3-5/.600	22-36/.611	48/1.8	2/0.1	79/2.9
2002-03	30/19	104-176/.591	20-49/.408	33-57/.579	101/3.4	12/0.4	261/8.7
2003-04	32/31	150-252/.595	4-12/.333	67-105/.638	160/5.0	22/0.7	371/11.6
2004-05	39/39	175-319/.549	20-52/.385	97-133/.729	222/5.7	16/0.4	467/12.0
TOTALS	128/89	456-797/.572	47-118/.398	219-331/.662	531/4.1	52/0.4	1178/9.2

28

Nick Anderson

1172 pts./17.0 avg.



1987-88	33/25	223-390/.572	2-6/.333	77- 120/.642	217/6.6	55/1.7	525/15.9
1988-89	36/32	262-487/.538	24-66/.364	99-148/.669	285/7.9	72/2.0	647/18.0
TOTALS	69/57	485-877/.553	26-72/.361	176-268/.657	502/7.3	127/1.8	1172/17.0

29

Skip Thoren

1164 pts./15.7 avg.



1962-63	26/	53-125/.424		37-58/.638	150/5.8		143/5.5
1963-64	24/	187-373/.501		114-174/.655	331/13.8		488/20.3
1964-65	24/	219-391/.560		95-137/.694	349/14.5		533/22.2
TOTALS	74/	459-889/.516		246-369/.667	830/11.2		1164/15.7

30

Kevin Turner

1150 pts./9.3 avg.




1994-95	27/0	26-78/.333	14-38/.368	7-17/.412	20/0.7	17/0.6	73/2.7
1995-96	31/2	65-180/.361	25-89/.281	15-33/.455	49/1.6	54/1.7	170/5.5
1996-97	32/20	120-293/.410	62-157/.395	21-26/.808	75/2.3	66/2.1	323/10.1
1997-98	33/33	215-512/.420	78-212/.368	76-106/.717	105/3.2	91/2.8	584/17.7
TOTALS	123/55	426-1063/.401	179-496/.361	119-182/.654	249/2.0	228/1.9	1150/9.3

TOP 50 CAREER SCORERS

31

Richard Keene

1145 pts./9.4 avg.



Year(s)	GP/GS	FGM-A/FG%	3P-3PA/Pct.	FTM-A/FT%	Reb/Avg	Ast/Avg	Pts/Avg
1992-93	32/24	92-226/.407	57-145/.393	25-34/.735	71/2.2	73/2.3	266/8.3
1993-94	28/27	81-213/.380	48-113/.425	14-22/.636	97/3.5	113/4.0	224/8.0
1994-95	31/31	123-324/.380	63-173/.364	29-44/.659	119/3.8	111/3.6	338/10.9
1995-96	31/31	107-288/.372	69-186/.371	34-42/.810	116/3.7	162/5.2	317/10.2
TOTALS	122/113	403-1051/.383	237-617/.384	102-142/.718	403/3.3	459/3.8	1145/9.4

32

James Griffin

1124 pts./9.1 avg.



1978-79	30/4	105-238/.441		19-34/.559	98/3.3	7/0.2	229/7.6
1979-80	35/28	119-259/.459		36-58/.621	154/4.4	25/0.7	274/7.8
1980-81	29/8	103-193/.534		21-36/.583	122/4.2	12/0.4	227/7.8
1981-82	29/28	171-334/.512		52-86/.605	204/7.0	27/0.9	394/13.6
TOTALS	123/68	498-1024/.486		128-214/.598	578/4.7	71/0.6	1124/9.1

33

Tal Brody

1121 pts./15.1 avg.



1962-63	26/	95-215/.441		63-92/.685	90/3.5		253/9.7
1963-64	24/	157-379/.414		91-133/.684	97/4.0		405/16.9
1964-65	24/	183-392/.467		97-141/.688	108/4.5		463/19.3
TOTALS	74/	435-986/.441		251-366/.747	295/4.0		1121/15.1

34

Bill Burwell

1119 pts./15.3 avg.



1960-61	24/	117-262/.446		57-86/.663	207/8.6		291/12.1
1961-62	23/	151-325/.463		124-168/.738	256/11.6		426/18.5
1962-63	26/	158-316/.500		86-110/.782	230/8.8		402/15.5
TOTALS	73/	426-903/.472		267-364/.734	703/9.6		1119/15.3

35

Kenny Battle

1112 pts./16.1 avg.



1987-88	33/32	197-341/.578	0-1/0.00	122- 179/.682	183/5.5	55/1.7	516/15.6
1988-89	36/34	218-361/.604	9-17/.529	151-200/.755	174/4.8	64/1.8	596/16.6
TOTALS	69/66	415-702/.591	9-18/.500	273-379/.720	357/5.2	119/1.7	1112/16.1

36

Deron Williams

1111 pts./15.3 avg.



2002-03	32/30	75-176/.426	28-79/.354	24-45/.533	95/3.0	145/4.5	202/6.3
2003-04	30/29	147-360/.408	67-170/.394	59-75/.787	97/3.2	185/6.2	420/14.0
2004-05	39/39	178-411/.433	68-187/.364	65-96/.677	142/3.6	264/6.8	489/12.5
TOTALS	101/98	400-947/.422	163-436/.374	148-216/.685	334/3.3	594/5.9	1111/11.0

37

Rick Schmidt

1105 pts./15.3 avg.



1972-73	23/21	39-110/.355		10-19/.526	90/3.9		88/3.8
1973-74	23/23	191-389/.491		111-159/.698	165/7.2	34/1.5	493/21.4
1974-75	26/26	190-426/.446		144-179/.804	139/5.3	73/2.8	524/20.2
TOTALS	72/70	420-925/.454		265-357/.742	394/5.5	107/2.2	1105/15.3

38

Greg Jackson

1078 pts./15.2 avg.



1968-69	24/	163-339/.481		68-109/.624	200/8.3		394/16.4
1969-70	24/	175-367/.477		59-115/.513	234/9.8		409/17.0
1970-71	23/	113-241/.468		49-65/.754	157/6.8		275/11.9
TOTALS	71/	451-947/.476		176/289/.609	591/8.3		1078/15.2

39

Paul Judson

1013 pts./15.3 avg.



1953-54	22/	92-244/.379		62-79/.785			246/11.2
1954-55	22/	139-343/.405		85-119/.714			363/16.5
1955-56	22/	160-388/.412		84-113/.743			404/18.4
TOTALS	66/	391-975/.401		231-311/.743			1013/15.3

40

Govoner Vaughn

1001 pts./15.2 avg.




1957-58	22/	138-324/.426		55-61/.773			327/14.9
1958-59	21/	110-289/.381		43-67/.642	170/8.1		263/12.5
1959-60	23/	164-357/.460		83-96/.865	187/8.1		411/17.9
TOTALS	66/	412-970/.425		181-224/.808			1001/15.2

TOP 50 CAREER SCORERS

41

Derek Harper
977 pts./10.9 avg.



Year(s)	GP/GS	FGM-A/FG%	3P-3PA/Pct.	FTM-A/FT%	Reb/Avg	Ast/Avg	Pts/Avg
1980-81	29/27	104-252/.413		33-46/.717	75/2.6	156/5.4	241/8.3
1981-82	29/27	105-230/.457		34-45/.756	133/4.6	145/5.0	244/8.4
1982-83	32/32	198-369/.537		83-123/.675	112/3.5	118/3.7	492/15.4
TOTALS	90/86	407-851/.478		150-214/.701	320/3.6	419/4.7	977/10.9

42

Jim Dawson
976 pts./14.0 avg.



1964-65	22/	38-93/.409		11-18/.611	41/1.9		87/4.0
1965-66	24/	163-344/.474		42-59/.712	100/4.2		368/15.3
1966-67	24/	214-495/.432		93-122/.762	73/3.0		521/21.7
TOTALS	70/	415-932/.445		146-199/.734	214/3.1		976/14.0

43

George BonSalle
970 pts./17.3 avg.



1954-55	20/	98-251/.390		67-95/.705			263/13.2
1955-56	22/	156-368/.424		118-170/.694			430/19.5
1956-57	14/	104-253/.411		69-101/.683			277/19.8
TOTALS	56/	358-872/.411		254-366/.694			970/17.3

44


Bill Small
963 pts./13.6 avg.



1960-61	22/	73-174/.420		42-47/.894	56/2.5		188/8.5
1961-62	23/	133-317/.420		70-81/.864	90/3.9		336/14.6
1962-63	26/	179-380/.471		81-102/.794	120/4.6		439/16.9
TOTALS	71/	385-871/.442		193-230/.839	266/3.7		963/13.6

45

Perry Range
941 pts./8.0 avg.



1978-79	24/1	21-40/.525		14-21/.667	25/1.0	12/0.5	56/2.3
1979-80	35/13	90-178/.506		63-82/.768	85/2.4	64/1.8	243/6.9
1980-81	29/22	101-178/.567		65-89/.730	115/4.0	70/2.4	267/9.2
1981-82	29/29	146-280/.521		83-108/.769	128/4.4	71/2.4	375/12.9
TOTALS	117/65	358-676/.530		225-300/.750	353/3.0	217/1.9	941/8.0

46

Glynn Blackwell
937 pts./8.8 avg.



1984-85	10/0	8-24/.333		9-13/.692	11/1.1	10/1.0	25/2.5
1985-86	32/13	94-169/.556		18-27/.667	63/2.0	53/1.7	206/6.4
1986-87	31/19	120-231/.519	6-15/.400	61-70/.871	106/3.4	64/2.1	307/9.9
1987-88	33/25	153-319/.480	10-44/.227	83-111/.748	111/3.4	78/2.4	399/12.1
TOTALS	106/57	375-743/.505	16-59/.271	171-221/.774	291/2.7	205/1.9	937/8.8

47


Jarrood Gee
924 pts./7.3 avg.



1994-95	31/6	73-160/.456		39-61/.639	106/3.4	7/0.2	185/6.0
1995-96	31/27	115-226/.509		35-76/.461	190/6.1	16/0.5	265/8.5
1996-97	32/16	86-159/.541		23-39/.590	123/3.8	21/0.7	195/6.1
1997-98	33/32	115-220/.523		49-77/.636	175/5.3	23/0.7	279/8.5
TOTALS	127/81	389-765/.508		146-253/.577	594/4.7	67/0.5	924/7.3

48

Mannie Jackson
922 pts./13.8 avg.



1957-58	22/	107-301/.355		31-51/.608			245/11.1
1958-59	22/	137-321/.426		25-42/.596	89/4.0		299/13.6
1959-60	23/	162-392/.413		54-86/.628	95/4.1		378/16.4
TOTALS	67/	406-1014/.400		110-179/.615	184/4.1		922/13.8

49


Don Ohl
921 pts./14.0 avg.



1955-56	22/	57-170/.335		33-48/.688			147/6.7
1956-57	22/	145-344/.421		53-84/.631			343/15.6
1957-58	22/	183-454/.403		65-102/.637			431/19.6
TOTALS	66/	385-968/.398		151-234/.645			921/14.0

50

Steve Bardo
908 pts./7.0 avg.



1986-87	31/10	42-102/.412	1-3/.333	34-50/.680	92/3.0	85/2.7	119/3.8
1987-88	33/21	80-178/.449	3-8/.375	53-87/.609	138/4.2	125/3.8	216/6.5
1988-89	36/30	94-212/.443	29-59/.492	76-96/.792	144/4.0	148/4.1	292/8.1
1989-90	29/29	99-225/.440	28-64/.438	55-78/.705	178/6.1	137/4.7	281/9.7
TOTALS	129/90	315-717/.439	61-134/.455	218-311/.701	552/4.3	495/3.8	908/7.0

INDIVIDUAL RECORDS

NOTE - Some statistical categories have been recorded only in recent years. Records for the following categories only go back as far as the season in which they were first kept:

Fouls - 1926; FG Att. - 1942; FT Att. - 1942; Rebounds - 1959; Turnovers - 1968; Assists - 1971; Blocked Shots - 1978; Steals - 1978; Minutes - 1978; Games - 1906

POINTS

Game

1.	53	Dave Downey at Indiana, 2/16/63
2.	46	Andy Kaufmann vs. Wisconsin-Milwaukee, 12/3/90
3.	42	Dave Scholz vs. Northwestern, 2/24/68
4.	40	Andy Kaufmann vs. Eastern Illinois, 12/1/90
	40	Andy Phillip vs. Chicago, 3/1/43
6.	39	Deon Thomas at Illinois-Chicago, 12/30/91
	39	Rich Adams vs. Arizona, 11/28/77
8.	38	Eddie Johnson vs. Long Beach State, 12/8/79
	38	Dave Scholz at Northwestern, 2/10/68
	38	John (Red) Kerr at Ohio State, 1/16/54

Season, Total Points

1.	668	Don Freeman, 1966
2.	660	Andy Kaufmann, 1991
3.	649	Nick Anderson, 1989
4.	641	Ken Norman, 1987
5.	622	Luther Head, 2005
	622	Kiwane Garris, 1997
7.	610	Eddie Johnson, 1980
8.	600	Nick Weatherspoon, 1973
9.	599	Brian Cook, 2003
10.	596	Kenny Battle, 1989

Season, Average

1.	27.8	Don Freeman, 1966
2.	25.3	John Kerr, 1954
3.	25.0	Nick Weatherspoon, 1973
4.	22.2	Skip Thoren, 1965
5.	22.0	Dave Scholz, 1968
6.	21.7	Jim Dawson, 1967
7.	21.4	Rick Schmidt, 1974
8.	21.3	Andy Kaufmann, 1991
9.	21.2	Rich Jones, 1966
10.	20.8	Nick Weatherspoon, 1972
11.	20.7	Ken Norman, 1987
12.	20.6	Rick Howat, 1971
13.	20.5	Dave Scholz, 1967
14.	20.22	Dave Downey, 1962
15.	20.15	Rick Schmidt, 1975
16.	20.03	Kendall Gill, 1990
17.	20.0	Brian Cook, 2003

Career, Total Points

1.	2,129	Deon Thomas, 1991-94
2.	1,948	Kiwane Garris, 1994-97
3.	1,812	Dee Brown, 2003-06
4.	1,748	Brian Cook, 2000-03
5.	1,735	Cory Bradford, 1999-2002

6.	1,692	Eddie Johnson, 1978-81
7.	1,653	Mark Smith, 1978-81
8.	1,533	Andy Kaufmann, 1989-93
9.	1,487	Efrem Winters, 1983-86
10.	1,481	Nick Weatherspoon, 1971-73

Career, Average

1.	20.9	Nick Weatherspoon, 1971-73
2.	20.5	Dave Scholz, 1967-69
3.	20.1	Don Freeman, 1964-66
4.	18.9	Dave Downey, 1961-63
5.	18.6	John Kerr, 1952-54
6.	18.4	Jeff Dawson, 1973-74
7.	18.0	Deon Thomas, 1991-94
8.	17.3	George BonSalle, 1955-57
9.	17.0	Nick Anderson, 1988-89

FIELD GOALS

Game


1.	22	Dave Downey at Indiana, 2/16/63
2.	17	Andy Kaufmann vs. Eastern Illinois, 12/1/90
	17	Eddie Johnson vs. Long Beach State, 12/8/79
4.	16	Deon Thomas at Illinois-Chicago, 12/30/91
	16	Rich Adams vs. Arizona, 11/28/77
	16	Nick Weatherspoon at Vanderbilt, 12/23/71
	16	Greg Jackson vs. Michigan, 2/22/69
	16	Dave Scholz at Northwestern, 2/10/68
	16	Dave Scholz at Butler, 12/2/67
	16	Don Freeman at Minnesota, 2/26/66
	16	Rich Jones vs. Providence, 12/28/65
	16	Andy Phillip vs. Chicago, 3/1/43

Season

1.	266	Eddie Johnson, 1980
2.	262	Nick Anderson, 1989
3.	258	Don Freeman, 1966
4.	256	Ken Norman, 1987
5.	247	Nick Weatherspoon, 1973
6.	225	Deon Thomas, 1993
	225	Andy Kaufmann, 1991
8.	223	Nick Anderson, 1988
	223	Dave Scholz, 1968
10.	219	Lowell Hamilton, 1989
	219	Eddie Johnson, 1981
	219	Skip Thoren, 1965

Career

1.	803	Deon Thomas, 1991-94
2.	753	Eddie Johnson, 1978-81
3.	638	Dee Brown, 2003-06
4.	635	Brian Cook, 2000-03
5.	608	Mark Smith, 1978-81
6.	602	Efrem Winters, 1983-86
7.	598	Nick Weatherspoon, 1971-73
	598	Dave Scholz, 1967-69
9.	576	Cory Bradford, 1999-2002
10.	572	Kiwane Garris, 1994-97



Dave Downey's 53 points at Indiana has stood as the single-game school record for 43 years.



Deon Thomas' 2,129 career points and 803 career field goals both stand as Illini records.

INDIVIDUAL RECORDS

FIELD GOAL ATTEMPTS

Game	Player	Opponent	Date
1. 54	Andy Phillip	vs. Chicago	3/1/43
2. 34	Nick Weatherspoon	vs. South Carolina	1/27/72
34	Dave Downey	at Indiana	2/16/63
34	John Kerr	vs. Alabama	12/12/54
5. 33	Dave Scholz	at Northwestern	2/10/68
33	Jim Dawson	at Purdue	2/25/67
7. 32	Eddie Johnson	vs. Long Beach State	12/8/79
32	Greg Jackson	vs. Michigan	2/22/69
32	Jim Dawson	at Northwestern	1/10/67
32	Don Ohl	vs. Wisconsin	1/13/58

Season	Player	Year
1. 595	Don Freeman	1966
2. 576	Eddie Johnson	1980
3. 541	Dave Scholz	1968
4. 540	Nick Weatherspoon	1973
5. 520	John Kerr	1954
6. 512	Kevin Turner	1998
7. 495	Jim Dawson	1967
8. 487	Nick Anderson	1989
9. 482	Andy Kaufmann	1991
10. 477	Nick Weatherspoon	1972



Andy Phillip's mark of 54 attempted field goals on March 1, 1943 is the oldest standing Illini record.

Career

1. 1658	Eddie Johnson, 1978-81
2. 1512	Dee Brown, 2003-06
3. 1481	Cory Bradford, 1999-2002
4. 1400	David Scholz, 1967-69
5. 1393	Kiwane Garris, 1994-97
6. 1351	Nick Weatherspoon, 1971-73
7. 1336	Deon Thomas, 1991-94
8. 1281	John Kerr, 1952-54
9. 1276	Don Freeman, 1964-66
10. 1248	Dave Downey, 1961-63

FIELD GOAL PERCENTAGE

Game

Game	Player	Opponent	Date
1. 1.000	Derek Harper	(11-11) vs. Michigan State	2/19/83
2. 1.000	Roger Powell	(10-10) at Penn State	2/16/05
1.000	Ken Norman	(10-10) vs. Houston	12/14/85
4. .917	Robert Archibald	(11-12) vs. Penn State	2/20/02
.917	Anthony Welch	(11-12) vs. Cal State-Chico	12/4/84
6. .909	Shelly Clark	(10-11) at Northwestern	1/7/95
.909	Deon Thomas	(10-11) at Purdue	3/13/94
.909	George Montgomery	(10-11) at Iowa State	1/3/83
.909	Rick Howat	(10-11) vs. Ohio State	1/10/70
10. .900	Deon Thomas	(9-10) vs. Vanderbilt	11/27/92
.900	Deon Thomas	(9-10) vs. Northwestern	2/4/91

Season

Season	Player	Attempts
1. .659	Robert Archibald	2002 (114-173)
2. .641	Ken Norman	1986 (216-337)
3. .635	James Augustine	2004 (125-197)
4. .633	Deon Thomas	1994 (207-327)
5. .624	James Augustine	2006 (174-279)
6. .621	James Augustine	2005 (141-227)
7. .606	Deon Thomas	1993 (225-371)
8. .604	Kenny Battle	1989 (218-361)
9. .595	Roger Powell	2004 (150-252)
10. .585	Deon Thomas	1992 (199-340)

Career

Season	Player	Attempts
1. .617	James Augustine	2003-06 (534-865)
2. .609	Ken Norman	1985-87 (558-916)
3. .601	Deon Thomas	1991-94 (803-1336)
4. .591	Kenny Battle	1988-89 (415-702)
5. .572	Roger Powell	2002-05 (456-797)
6. .553	Nick Anderson	1988-89 (485-877)
7. .534	Lowell Hamilton	1986-89 (545-1020)
8. .530	Perry Range	1979-82 (358-676)
9. .525	Mark Smith	1978-81 (608-1158)
10. .518	George Montgomery	1982-85 (323-623)

FREE THROWS

Game

1. 19	Deon Thomas vs. Ohio State	2/15/94
2. 18	Frank Williams vs. Arkansas	12/8/01
3. 17	Kiwane Garris vs. Ohio State	3/5/97
17	Kiwane Garris at California	12/3/96
5. 16	Kiwane Garris vs. Wisconsin	2/27/94
16	Kiwane Garris vs. Ohio State	2/15/94
7. 15	Kiwane Garris vs. Missouri	12/20/95
15	Otho Tucker vs. Northwestern	1/11/75
15	Jeff Dawson vs. Michigan State	1/14/74
15	Don Freeman vs. West Virginia	12/11/65

Season

1. 204	Kiwane Garris, 1997
2. 171	Don Sunderlage, 1951
3. 169	Andy Kaufmann, 1991
4. 168	Brian Cook, 2003
5. 164	Frank Williams, 2002
6. 161	Mark Smith, 1980
7. 152	Don Freeman, 1966
8. 151	Kiwane Garris, 1994
151	Kenny Battle, 1989
10. 148	Kiwane Garris, 1995

Career

1. 615	Kiwane Garris, 1994-97
2. 522	Deon Thomas, 1991-94
3. 437	Mark Smith, 1978-81
4. 398	Andy Kaufmann, 1989-93
5. 384	Brian Cook, 2000-03
6. 371	Frank Williams, 2000-02
7. 317	Don Freeman, 1964-66
8. 309	James Augustine, 2003-06
9. 296	Dave Downey, 1961-63
10. 287	John Kerr, 1952-54

Consecutive Free Throws

1. 39	Kiwane Garris, 2/1-2/22/95
2. 32	Brian Cook, 12/14/02-1/4/03
32	Andy Kaufmann, 1/28/91-2/16/91
32	Rob Judson, 2/3/79-1/26/80
5. 30	Efrem Winters, 12/7/84-1/19/85

FREE THROW ATTEMPTS

Game

1. 24	Frank Williams vs. Arkansas	12/8/01
2. 22	Deon Thomas vs. Ohio State	2/15/94
22	Kiwane Garris vs. Missouri	12/22/93
4. 20	Kiwane Garris vs. Wisconsin	2/27/94
20	Kiwane Garris vs. Ohio State	1/15/94
6. 19	Wally Osterkorn vs. St. Louis	12/22/49
7. 18	Kiwane Garris vs. Ohio State	3/5/97
18	Deon Thomas at Purdue	2/11/92
18	Hiles Stout vs. Purdue	2/23/57
10. 17	Brian Cook vs. Minnesota	1/7/03
17	Kiwane Garris at California	12/3/96
17	Otho Tucker vs. Northwestern	1/11/75
17	Bill Burwell vs. Cornell	12/23/61
17	John Kerr at Michigan State	1/9/54

INDIVIDUAL RECORDS

Season

1. 245 Kiwane Garris, 1997
2. 218 Deon Thomas, 1992
- 218 Don Sunderlage, 1951
4. 214 John Kerr, 1954
5. 212 Deon Thomas, 1993
6. 205 Brian Cook 2003
- 205 Robert Archibald, 2002
8. 203 Frank Williams, 2002
- 203 Andy Kaufmann, 1991
10. 200 Kenny Battle, 1989

Career

1. 790 Deon Thomas, 1991-94
2. 741 Kiwane Garris, 1994-97
3. 559 Mark Smith, 1978-81
4. 493 Don Freeman, 1964-66
5. 492 Andy Kaufmann, 1989-93
6. 484 Brian Cook, 2000-03
7. 461 John Kerr, 1952-54
8. 460 Frank Williams, 2000-02
9. 450 James Augustine, 2003-06
10. 420 Robert Archibald, 1999-2002

FREE THROW PERCENTAGE

Game

(min. 10 attempts)

1. 1.000 Kiwane Garris (17-17) at California, 12/3/96
2. 1.000 Matt Heldman (14-14) vs. Clemson, 12/13/97
3. 1.000 Kendall Gill (13-13) vs. Minnesota, 2/8/90
- 1.000 Bill Burwell (13-13) at Indiana, 3/5/62
5. 1.000 Efrem Winters (12-12) vs. New Mexico State, 12/8/84
6. 1.000 Kiwane Garris (11-11) vs. Iowa, 2/11/95
- 1.000 Andy Kaufmann (11-11) vs. Georgia Southern, 12/8/90
- 1.000 Rich Jones (11-11) vs. Indiana, 2/6/66
9. 1.000 Nick Smith (10-10) vs. Iowa, 1/17/04
- 1.000 Brian Cook (10-10) vs. Missouri, 12/21/02
- 1.000 Kiwane Garris (10-10) vs. Indiana, 1/14/95
- 1.000 Andy Kaufmann (10-10) vs. Missouri, 12/23/92
- 1.000 Andy Kaufmann (10-10) at Minnesota, 2/10/91
- 1.000 Scott Pierce (10-10) vs. Oregon State, 12/7/90
- 1.000 Tony Wysinger (10-10) at Pittsburgh, 12/6/86
- 1.000 Ken Norman (10-10) vs. Houston, 12/14/85
- 1.000 Craig Tucker (10-10) vs. Minnesota, 2/20/82
- 1.000 Perry Range (10-10) vs. Army, 12/11/81

- 1.000 Mark Smith (10-10) vs. Minnesota, 1/17/81
- 1.000 C. J. Schroeder (10-10) vs. Northwestern, 2/5/72

Season

(min. 75 attempts)

1. .873 Brian Cook, 2002 (96-110)
2. .865 Govoner Vaughn, 1960 (83-96)
3. .864 Bill Small, 1962 (70-81)
4. .862 Kiwane Garris, 1996 (112-130)
5. .860 Matt Heldman, 1998 (98-114)
6. .844 T.J. Wheeler, 1992 (81-96)
7. .840 Roger Taylor, 1958 (68-81)
8. .833 Kiwane Garris, 1997 (204-245)
- .833 Andy Kaufmann, 1991 (169-203)
- .833 Craig Tucker, 1982 (110-132)

Career

(min. 140 attempts)

1. .875 Rob Judson, 1977-80 (126-144)
2. .840 Matt Heldman, 1995-98 (195-232)
3. .839 Bill Small, 1961-63 (193-230)
4. .837 T.J. Wheeler, 1991-94 (221-264)
5. .830 Kiwane Garris, 1994-97 (615-741)
6. .827 Tony Wysinger, 1984-87 (158-191)
7. .823 Craig Tucker, 1981-82 (186-226)
8. .816 Jeff Dawson, 1973-74 (155-190)
9. .809 Andy Kaufmann, 1989-93 (398-492)
10. .808 Govoner Vaughn, 1958-60 (181-224)

THREE-POINT FIELD GOALS

Game

1. 8 Dee Brown vs. Purdue, 3/3/05
- 8 Kevin Turner at UCLA, 12/30/97
3. 7 Dee Brown vs. Michigan State, 1/5/06
- 7 Rich McBride vs. Tennessee-Martin, 12/30/05
- 7 Cory Bradford vs. Wisconsin, 2/6/99
- 7 Kevin Turner vs. Indiana 1/3/98
- 7 Andy Kaufmann vs. Missouri, 12/19/90
8. 6 Jamar Smith vs. Air Force, 3/16/06; vs. Arkansas-Little Rock, 12/5/05
- 6 Luther Head vs. Louisville, 4/2/05; vs. Oakland, 11/24/04
- 6 Dee Brown vs. Northwestern, 2/23/05; vs. Penn State, 2/21/04
- 6 Deron Williams vs. Cincinnati, 3/21/04
- 6 Rich McBride vs. Memphis, 12/13/03
- 6 Sean Harrington vs. North Carolina, 12/3/02; vs. Coppin State, 12/30/02; at Minnesota, 1/7/03
- 6 Cory Bradford vs. Kansas, 12/19/98; vs. Ohio State, 1/30/99; vs. Minnesota, 3/4/99; vs. Michigan State, 3/7/99; vs. Michigan State, 2/6/01; vs. Arizona, 3/25/01; vs. Texas A&M Corpus-Christi, 12/1/01
- 6 Kevin Turner vs. Ohio State, 3/5/97
- 6 Richard Keene vs. Iowa, 2/24/96
- 6 Jerry Hester vs. Indiana, 1/14/95
- 6 Tom Michael vs. New Mexico State, 11/28/92; vs. Ohio State, 1/30/92



Dee Brown tied the Illinois school record for 3-pointers in a game with eight against Purdue on March 3, 2005 at the Assembly Hall.



Brian Cook set the UI single-season free throw shooting record in 2001-02, making 87.3 percent.

INDIVIDUAL RECORDS



Doug Altenberger set a school record by going a perfect 6-of-6 from 3-point range against Wisconsin on Feb. 17, 1987.

- 6 T.J. Wheeler vs. Iowa, 2/23/92
- 6 Doug Altenberger vs. Indiana, 3/1/87; vs. Purdue, 2/23/87; vs. Wisconsin, 2/7/87; at Pittsburgh, 12/6/86

Season

- 1. 116 Luther Head, 2005
- 2. 99 Dee Brown, 2005
- 3. 96 Cory Bradford, 2000
- 4. 85 Cory Bradford, 1999
- 5. **83 Rich McBride, 2006**
- 6. 78 Dee Brown, 2006
- 78 Kevin Turner, 1998
- 8. 76 Kiwane Garris, 1997
- 76 Doug Altenberger, 1987
- 10. 75 Tom Michael, 1992

Career

- 1. 327 Cory Bradford, 1999-2002
- 2. 299 Dee Brown, 2003-06
- 3. 237 Richard Keene, 1993-96
- 4. 209 Luther Head, 2002-05
- 5. 191 Sean Harrington, 2000-03
- 6. 189 Kiwane Garris, 1994-97
- 7. 179 Kevin Turner, 1995-98
- 8. 163 Deron Williams, 2003-05
- 9. 161 Matt Heldman, 1995-98
- 10. 149 Tom Michael, 1991-94

THREE-POINT FG ATTEMPTS

Game

- 1. 16 Luther Head vs. North Carolina, 4/4/05
- 16 Kevin Turner vs. Indiana, 1/3/98
- 3. 14 Cory Bradford vs. Michigan State, 2/11/99
- 14 Andy Kaufmann vs. Missouri, 12/19/90
- 5. 13 Dee Brown vs. Michigan State, 1/5/06
- 13 Dee Brown vs. Texas-Pan American, 11/20/05
- 13 Luther Head vs. Iowa, 1/20/05
- 13 Cory Bradford at Michigan, 1/16/00
- 13 Cory Bradford vs. Kansas, 12/18/99
- 13 Kevin Turner at UCLA, 12/30/97
- 13 P.J. Bowman vs. Iowa, 2/5/89
- 13 Doug Altenberger vs. Purdue, 2/23/87

Season

- 1. 283 Luther Head, 2005
- 2. 255 Cory Bradford, 2000
- 3. 243 Dee Brown, 2006
- 4. 228 Dee Brown, 2005
- 5. 212 Kevin Turner, 1998
- 6. **206 Rich McBride, 2006**
- 7. 205 Dee Brown, 2004
- 205 Cory Bradford, 1999
- 9. 197 Kiwane Garris, 1997
- 10. 194 Cory Bradford, 2001

Career

- 1. 843 Cory Bradford, 1999-2002
- 2. **831 Dee Brown, 2003-**
- 3. 617 Richard Keene, 1993-1996
- 4. 547 Luther Head, 2002-05

- 5. 520 Kiwane Garris, 1994-97
- 6. 496 Kevin Turner, 1995-98
- 7. 446 Sean Harrington, 2000-02
- 8. 436 Deron Williams, 2003-05
- 9. 414 Frank Williams, 2000-02
- 10. 398 Matt Heldman, 1995-98

THREE-POINT FG PERCENTAGE

Game

(min. 5 made)

- 1. 1.000 Doug Altenberger (6-6) vs. Wisconsin, 2/7/87
- 2. 1.000 Sean Harrington (5-5) vs. Texas Southern, 11/26/00
- 3. .833 Frank Williams (5-6) vs. San Diego State, 3/15/02
- .833 Richard Keene (5-6) at Iowa, 2/1/95
- .833 Kiwane Garris (5-6) at Indiana, 3/1/94
- 6. .800 Dee Brown (8-10) vs. Purdue, 3/3/05
- 7. **.750 Jamar Smith (6-8) vs. Arkansas-Little Rock, 12/5/05**
- .750 Deron Williams (6-8) vs. Cincinnati, 3/21/04
- .750 Sean Harrington (6-8) vs. Coppin State, 12/30/02
- .750 Sean Harrington (6-8) vs. North Carolina, 12/3/02
- .750 Tom Michael (6-8) vs. Ohio State, 1/30/92

Season

(min. 50 attempts)

- 1. .493 Tom Michael, 1992 (75-152)
- 2. .492 Stephen Bardo, 1989 (29-59)
- 3. **.482 Jamar Smith, 2006 (66-137)**
- 4. .475 Doug Altenberger, 1987 (76-160)
- 5. .467 Tony Wysinger, 1987 (29-60)
- 6. .459 Sean Harrington, 2001 (51-111)
- 7. .458 Kendall Gill, 1989 (38-83)
- 8. .444 Sean Harrington, 2003 (64-144)
- 9. .438 Stephen Bardo, 1990 (28-64)
- 10. .434 Dee Brown, 2005 (99-228)

Career

(min. 50 attempts)

- 1. **.482 Jamar Smith, 2006- (66-137)**
- 2. .475 Doug Altenberger, 1983-87 (76-160)
- 3. .467 Tony Wysinger, 1984-87 (29-60)
- 4. .455 Stephen Bardo, 1987-90 (61-134)
- 5. .449 Tom Michael, 1991-94 (149-332)
- 6. .428 Sean Harrington, 2000-03 (191-446)
- 7. .405 Matt Heldman, 1995-98 (161-398)
- 8. .398 Roger Powell, 2002-05 (47-118)
- 9. .388 Cory Bradford, 1999-2002 (327-843)
- 10. .384 Richard Keene, 1993-96 (237-617)



Cory Bradford holds the school record for career 3-pointers with 327.

REBOUNDS

Game		
1.	24	Skip Thoren at UCLA, 12/28/63
2.	23	Nick Weatherspoon vs. Michigan, 3/2/71
3.	22	Nick Weatherspoon vs. DePauw, 12/2/72
	22	Deon Flessner vs. Georgia Tech, 12/30/66
	22	Skip Thoren at Villanova, 12/29/64
	22	Skip Thoren at Kentucky, 12/19/64
7.	21	Rich Jones at Northwestern, 3/7/66
	21	Skip Thoren vs. Indiana, 1/4/65
	21	Bill Burwell at Wisconsin, 2/19/62
	21	Dave Downey vs. Creighton, 12/12/61

Season, Total Rebounds

1.	349	Skip Thoren, 1965
2.	331	Skip Thoren, 1964
3.	310	Eddie Johnson, 1980
4.	303	Ken Norman, 1987
5.	300	James Augustine, 2006
6.	295	James Augustine, 2005
	295	Nick Weatherspoon, 1973
8.	285	Nick Anderson, 1989
	285	Don Freeman, 1966
10.	269	Dave Downey, 1962

Season, Average

1.	14.5	Skip Thoren, 1965
2.	13.8	Skip Thoren, 1964
3.	12.3	Nick Weatherspoon, 1973
4.	12.2	Dave Downey, 1962
5.	11.9	Don Freeman, 1966
6.	11.6	Bill Burwell, 1962
7.	11.1	Dave Downey, 1961
8.	11.0	Nick Weatherspoon, 1972
	11.0	Rich Jones, 1966
10.	10.9	Dave Scholz, 1967

Career, Total Rebounds

1.	1023	James Augustine, 2003-06
2.	853	Efrem Winters, 1983-86
3.	846	Deon Thomas, 1991-94
4.	831	Eddie Johnson, 1978-81
5.	830	Skip Thoren, 1963-65
6.	815	Brian Cook, 2000-03
7.	806	Nick Weatherspoon, 1971-73
8.	790	Dave Downey, 1961-63
9.	742	Don Freeman, 1964-66
10.	722	Mark Smith, 1978-81

Career, Rebound Average

1.	11.4	Nick Weatherspoon, 1971-73
2.	11.2	Skip Thoren, 1963-65
3.	11.0	Dave Downey, 1961-63
4.	10.3	Don Freeman, 1964-66
5.	9.7	Dave Scholz, 1967-69
6.	9.6	Bill Burwell, 1961-63

ASSISTS

Game		
1.	16	Tony Wysinger at Pittsburgh, 12/6/86
2.	15	Bruce Douglas vs. Houston, 12/14/83
3.	13	Dee Brown vs. Longwood, 12/27/04
	13	Frank Williams vs. Loyola-Chicago, 12/30/99
	13	Kiwane Garris vs. Virginia Tech, 12/1/96
	13	Bruce Douglas vs. Minnesota, 3/9/85
7.	12	Deron Williams vs. Penn State, 1/12/05
	12	Kiwane Garris vs. USC 3/14/97
	12	Richard Keene vs. UIC, 12/4/93
	12	Rennie Clemons vs. Oregon State, 12/7/90
	12	Bruce Douglas vs. Wisconsin, 3/10/83; vs. Texas A&M, 11/27/82
	12	Derek Harper vs. Michigan, 1/30/82; vs. Northwestern, 3/7/81; at Purdue, 2/28/81

Season, Total

1.	264	Deron Williams, 2005
2.	200	Bruce Douglas, 1985
3.	199	Bruce Douglas, 1986
4.	192	Tony Wysinger, 1987
5.	191	Dee Brown, 2006
6.	189	Bruce Douglas, 1983
7.	185	Deron Williams, 2004
8.	180	Kiwane Garris, 1997
9.	177	Dee Brown, 2005
	177	Bruce Douglas, 1984

Season, Average

1.	6.77	Deron Williams, 2005
2.	6.40	Tony Wysinger, 1987
3.	6.22	Bruce Douglas, 1986
4.	6.17	Deron Williams, 2004
5.	5.91	Bruce Douglas, 1983
6.	5.79	Dee Brown, 2006
7.	5.71	Bruce Douglas, 1985
	5.71	Bruce Douglas, 1984
9.	5.63	Kiwane Garris, 1997
10.	5.38	Derek Harper, 1981

Career

1.	765	Bruce Douglas, 1983-86
2.	674	Dee Brown, 2003-06
3.	594	Deron Williams, 2003-05
4.	502	Kiwane Garris, 1994-97
5.	495	Stephen Bardo, 1987-90
6.	459	Richard Keene, 1993-96
7.	432	Frank Williams, 2000-02
8.	419	Derek Harper, 1981-83
9.	397	Larry Smith, 1987-91
10.	385	Tony Wysinger, 1984-87



Skip Thoren holds three school records: single-game, single-season and season-average rebounds.



Bruce Douglas led the Illini in assists four straight years and is Illinois' career assists leader with 765 assists.

INDIVIDUAL RECORDS

STEALS

Game	Player	Record
1. 8	Bruce Douglas at Purdue, 2/25/84	
2. 7	Kendall Gill vs. Iowa, 3/4/90	
7	Kenny Battle vs. Michigan, 3/9/88	
7	Kendall Gill vs. Eastern Illinois, 12/8/86	
7	Bruce Douglas at Michigan, 1/8/86	
7	Bruce Douglas vs. Wisconsin-Green Bay, 12/4/85	
7	Bruce Douglas vs. Northwestern, 2/14/85	
7	Bruce Douglas vs. Northwestern, 2/8/84	
7	Derek Harper vs. Michigan, 2/17/83	
10. 6	17 times; last by Luther Head vs. Iowa, 1/20/05	

Season, Total

1. 89	Kenny Battle, 1989
2. 88	Bruce Douglas, 1986
3. 85	Bruce Douglas, 1985
4. 78	Bruce Douglas, 1983
5. 74	Frank Williams, 2000
6. 73	Bruce Douglas, 1984
7. 72	Kenny Battle, 1988
72	Derek Harper, 1983
9. 71	Frank Williams, 2002
71	Sergio McClain, 1999

Season, Average

1. 2.75	Bruce Douglas, 1986
2. 2.47	Kenny Battle, 1989
3. 2.44	Bruce Douglas, 1983
4. 2.43	Bruce Douglas, 1985
5. 2.36	Bruce Douglas, 1984
6. 2.31	Frank Williams, 2000
2.31	Derek Harper, 1982
8. 2.29	Sergio McClain, 1999
9. 2.25	Derek Harper, 1983
10. 2.18	Kenny Battle, 1988

Career

1. 324	Bruce Douglas, 1983-86
2. 231	Dee Brown, 2003-06
3. 218	Kendall Gill, 1987-90
4. 212	Frank Williams, 2000-02
5. 210	Sergio McClain, 1998-2001
6. 178	Derek Harper, 1981-83
7. 161	Kenny Battle, 1988-89
161	Mark Smith, 1978-81
9. 158	Luther Head, 2002-05
10. 141	James Augustine, 2003-06

BLOCKED SHOTS

Game	Player	Record
1. 11	Derek Holcomb vs. South Carolina, 12/8/78	
2. 7	Deon Thomas vs. Northwestern, 2/26/92	
7	Derek Holcomb vs. Centenary, 12/9/78	
4. 6	Marcus Griffin vs. Northwestern, 2/3/01	

6	Brian Cook vs. Minnesota, 1/3/01
6	James Griffin vs. Wisconsin, 2/4/82
6	Derek Holcomb at Northwestern, 1/8/81
6	James Griffin vs. Denver, 11/28/78
9. 5	18 times; last by James Augustine vs. Arkansas, 12/6/03

Season, Total

1. 86	Derek Holcomb, 1979
2. 56	James Griffin, 1982
3. 54	Deon Thomas, 1991
4. 50	Brian Cook, 2002
5. 48	Ken Norman, 1987
6. 46	James Augustine, 2005
46	Derek Holcomb, 1980
8. 45	Brian Cook, 2001
9. 44	Marcus Griffin, 2001
44	Deon Thomas, 1992

Season, Average

1. 2.97	Derek Holcomb, 1979
2. 1.93	James Griffin, 1982
3. 1.80	Deon Thomas, 1991
4. 1.57	Deon Thomas, 1992
5. 1.55	Ken Norman, 1987
6. 1.52	Marcus Griffin, 2000

Career

1. 177	Deon Thomas, 1991-94
2. 174	Derek Holcomb, 1979-81
3. 156	James Griffin, 1979-82
4. 139	James Augustine, 2003-06
5. 136	Brian Cook, 2000-03
6. 103	Efrem Winters, 1983-86
7. 99	Nick Smith, 2002-05
8. 89	Ken Norman, 1985-87
9. 87	Lowell Hamilton, 1986-89
10. 85	Marcus Griffin, 2000-01
85	Scott Meents, 1983-86

MINUTES

Game	Player	Record
1. 60	Bruce Douglas vs. Michigan, 1/28/84	
2. 55	Doug Altenberger vs. Oregon, 11/25/84	
55	Quinn Richardson vs. Michigan, 1/28/84	
55	Efrem Winters vs. Michigan, 1/28/84	
5. 54	Doug Altenberger vs. Michigan, 1/28/84	
6. 53	Bruce Douglas vs. Oregon, 11/25/84	
7. 52	Anthony Welch vs. Oregon, 11/25/84	
8. 51	Kiwane Garris vs. Missouri, 12/22/93	
51	George Montgomery vs. Michigan, 1/28/84	
10. 50	Bruce Douglas at Iowa, 2/2/84	

Season

1. 1315	Deron Williams, 2005
2. 1297	Luther Head, 2005
3. 1272	Dee Brown, 2005
4. 1215	Eddie Johnson, 1980
5. 1203	Matt Heldman, 1998

6. 1183	Dee Brown, 2003-06
7. 1182	Derek Harper, 1983
8. 1174	Bruce Douglas, 1985
9. 1153	Dee Brown, 2004
10. 1135	Frank Williams, 2002

Career

1. 4698	Dee Brown, 2003-06
2. 4373	Bruce Douglas, 1983-86
3. 4351	Cory Bradford, 1999-2002
4. 4033	Efrem Winters, 1983-86
5. 3803	Kiwane Garris, 1994-97
6. 3799	Deon Thomas, 1991-94
7. 3730	Doug Altenberger, 1984-87
8. 3629	Eddie Johnson, 1978-81
9. 3517	Mark Smith, 1978-81
10. 3464	Jerry Hester, 1994-98

GAMES

Career Games Played

1. 137	James Augustine, 2003-06
137	Dee Brown, 2003-06
3. 135	Nick Smith, 2002-05
4. 134	Cory Bradford, 1999-2002
5. 132	Brian Cook, 2000-03
132	Sean Harrington, 2000-03
132	Doug Altenberger, 1983-87
8. 130	Bruce Douglas, 1983-86
9. 129	Steve Bardo, 1987-90
129	Efrem Winters, 1983-86

STARTS

Career Starts

1. 136	Dee Brown, 2003-06
2. 134	James Augustine, 2003-06
134	Cory Bradford, 1999-2002
4. 120	Efrem Winters, 1983-86
5. 117	Bruce Douglas, 1983-86
6. 116	Brian Cook, 2000-03
7. 113	Richard Keene, 1993-96
8. 111	Kiwane Garris, 1994-97
9. 110	Deon Thomas, 1991-94
10. 98	Deron Williams, 2003-05

Career Consecutive Starts

1. 134	Cory Bradford, 1999-2002
2. 132	James Augustine, 2003-06
3. 110	Dee Brown, 2003-06
4. 85	Richard Keene, 1993-96
5. 84	Audie Matthews, 1975-78
6. 72	Eddie Johnson, 1978-81

WINS

Career Wins (Played In)

1. 114	James Augustine, 2003-06
114	Dee Brown, 2003-06
3. 110	Nick Smith, 2002-05
4. 107	Roger Powell, 2002-05
5. 104	Luther Head, 2002-05
6. 99	Sean Harrington, 2000-03
99	Doug Altenberger, 1983-87
8. 98	Brian Cook, 2000-03
98	Steve Bardo, 1987-90

FRESHMAN RECORDS

Scoring (Avg.)

- 15.9 Kiwane Garris, 1994
- 15.4 Cory Bradford, 1999
- 15.1 Deon Thomas, 1991
- 12.4 Efrem Winters, 1983
- 12.0 Dee Brown, 2003
- 11.6 Mark Smith, 1978
- 11.4 Frank Williams, 2000

Scoring, Game

- 34 Deon Thomas vs. Wisconsin-Milwaukee, 12/3/90
- 33 Kiwane Garris vs. Iowa, 1/19/94

Scoring, Debut

- 21 Deon Thomas vs. American-Puerto Rico, 11/23/90

Rebounding (Avg.)

- 6.9 Efrem Winters, 1983
- 6.8 Deon Thomas, 1991
- 6.0 Mark Smith, 1978
- 5.8 James Augustine, 2003

Rebounding, Game

- 16 Deon Thomas at Memphis, 12/29/90

Assists (Avg.)

- 5.9 Bruce Douglas, 1983
- 5.4 Derek Harper, 1981
- 4.97 Dee Brown, 2003
- 4.53 Deron Williams, 2003

Games Started

- 32 Cory Bradford, 1999
- 31 Dee Brown, 2003
- 30 Deron Williams, 2003
- 29 James Augustine, 2003
- 29 Frank Williams, 2000
- 29 Efrem Winters, 1983
- 28 Deon Thomas, 1991
- 27 Kiwane Garris, 1994
- 27 Bruce Douglas, 1983
- 27 Derek Harper, 1981

Three-Point Field Goals

- 85-202 Cory Bradford, 1999
- 66-137 Jamar Smith, 2006
- 57-145 Richard Keene, 1993
- 51-155 Dee Brown, 2003
- 42-133 Frank Williams, 2000
- 29-87 Kiwane Garris, 1994
- 28-79 Deron Williams, 2003
- 24-74 Rich McBride, 2004

Field-Goal Percentage

(min. 100 att.)

- .580 (94-162), James Augustine, 2003
- .577 (172-298), Deon Thomas, 1991
- .526 (112-213), Brian Cook, 2000
- .508 (63-124), Luther Head, 2002


THE BRADFORD STREAK

Illini sharp shooter Cory Bradford set an NCAA record by hitting a 3-point basket in 88 consecutive games. Here's a closer look at the streak that began in Nov. 11, 1998 against Wake Forest, the first game of Bradford's freshman season, and came to an end during his junior season on Feb. 13, 2001 against Wisconsin.



A Look at Cory Bradford's 3-Point Field Goal Streak

Consecutive Games:	88 (NCAA Record)
First Game:	Nov. 11, 1998 vs. Wake Forest
Last Game:	Feb. 10, 2001 vs. Purdue
Streak Snapped:	Feb. 13, 2001 vs. Wisconsin
Games with one "3":	25
Games with two "3s":	23
Games with three "3s":	17
Games with four "3s":	12
Games with five "3s":	5
Games with six "3s":	5
Games with seven "3s":	1
When first "3" came in overtime:	Dec. 9, 2000 vs. Seton Hall
Game tied NCAA record:	Dec. 9, 2000 vs. Seton Hall
Game broke NCAA record:	Dec. 16, 2000 vs. Arizona



SINGLE-SEASON TEAM HIGHS

SCORING

1965	92.2
1956	90.7
1966	87.4
1989	86.4
1967	86.1

SCORING DEFENSE
(since 1950)

1984	56.0
1985	57.2
2006	58.7
1950	59.0
1982	59.2

FIELD GOAL PERCENTAGE

1986	54.2 (990-1828)
1989	51.3 (1200-2340)
1987	51.3 (956-1865)
1981	50.9 (916-1799)
1988	50.6 (1067-2107)

FIELD GOAL PERCENTAGE DEFENSE
(since 1960)

2003	37.7 (657-1741)
1963	38.1 (755-1983)
2001	38.6 (748-1936)
1965	38.9 (754-1937)
1960	39.1 (664-1696)

3-PT. FIELD GOAL PERCENTAGE

1987	46.1 (112-223)
1989	42.5 (136-320)
1992	41.4 (130-314)
2005	39.2 (344-877)
1991	38.1 (101-265)

3-PT. FIELD GOAL PERCENTAGE DEFENSE

2000	30.8 (181-587)
2003	30.9 (192-621)
1990	31.1 (118-380)
1998	31.4 (173-551)
1999	31.6 (181-572)

FREE THROW PCT.

1997	74.4 (514-691)
1990	74.3 (539-725)
2002	74.0 (638-862)
1986	73.7 (350-475)
1956	73.7 (534-725)

REBOUND MARGIN

1969	7.8
2001	7.0
1986	6.75
1981	6.69
1994	6.6

ASSISTS

1987	19.3 (598)
1981	19.0 (547)
2005	18.6 (727)
1985	18.0 (630)
2003	18.0 (575)

TURNOVERS, LEAST

1981	10.6 (306)
2005	11.0 (428)
1984	11.0 (342)
1980	11.3 (397)
1996	11.4 (352)

STEALS


1989	9.5 (341)
1988	9.4 (310)
2000	9.3 (297)
1999	8.4 (269)
1990	8.1 (236)

BLOCKED SHOTS

1987	4.7 (144)
1978	4.4 (162)
2001	4.2 (146)
1981	4.1 (120)
2002	4.0 (141)

ASSIST-TURNOVER RATIO

2005	1.70
1980	1.56
1984	1.53
1982	1.422
1996	1.420



The 2004-05 Illini won an NCAA-record tying 37 games and posted the best assist-turnover ratio (1.70) in school history.

ILLINOIS BASKETBALL | COACHES | ILLINI | REVIEW | RECORDS | TRADITION | MEDIA

ILLINOIS TEAM RECORDS



Kenny Battle had 17 points at LSU on Dec. 22, 1988, when the Illini scored a school-record 127 points.

SINGLE GAME RECORDS

Most Points	127	Illinois vs. Louisiana State (100)	12/22/88 (A)
Most Field Goals	53	Illinois (53-78) vs. LSU (36-72)	12/22/88 (A)
	53	Illinois (53-92) vs. Long Island (28-85)	3/10/82 (H)
Most Field-Goal Attempts	132	Illinois (31-132) vs. Colgate (20-75)	2/30/48 (H)
Best Field-Goal Accuracy	.691	Illinois (38-55) vs. Wis.-Green Bay (16-48)	12/4/85 (H)
Most Three-Point Goals	16	Illinois (16-35) vs. Arizona (7-18)	3/26/05 (N)
Most Three-Point Attempts	40	Illinois (12-40) vs. North Carolina (9-16)	4/4/05 (N)
Best Three-Point Accuracy (12 att. min.)	.667	Illinois (8-12) vs. Ohio State (7-18)	3/6/93 (H)
Most Free Throws	38	Illinois (38-52) vs. Texas (18-29)	12/20/97 (H)
Most Free-Throw Attempts	52	Illinois (38-52) vs. Texas (18-29)	12/20/97 (H)
Best Free-Throw Accuracy (12 att. min.)	1.000	Illinois (24-24) vs. Penn State (8-16)	1/21/93 (H)
	1.000	Illinois (16-16) vs. Wisconsin (11-15)	1/17/85 (A)
Most Rebounds	79	Illinois (79) vs. Wisconsin (51)	2/16/59 (H)
Most Turnovers	31	Illinois (31) 62 vs. Minnesota (14)	3/4/72 (A)
Most Assists	35	Illinois (35) vs. Utah State (11)	12/7/85 (H)
	35	Illinois (35) vs. Long Island (16)	3/10/82 (H)
Most Steals	20	Illinois (20) vs. Purdue (10)	2/23/87 (H)
	20	Illinois (20) vs. Texas-Arlington (9)	11/24/78 (H)
Most Blocked Shots	14	Illinois (14) vs. Denver (1)	11/28/78 (H)
Most Personal Fouls	36	Illinois (36) vs. Arizona (23)	3/25/01 (N)
Most Men Fouled Out	6	Illinois (6) vs. Arizona (0)	3/25/01 (N)
Highest Winning Score	127	Illinois 127 vs. Louisiana State 100	12/22/88 (A)
Highest Losing Score	107	Illinois 107 vs. Missouri 108 (30T)	12/22/93 (N)
Lowest Winning Score (Modern era)	38	Illinois 38 vs. Wisconsin 31	1/1/46 (A)
Lowest Losing Score (Modern era)	31	Illinois 31 vs. Minnesota 34	1/6/47 (H)
Largest Victory Margin (Home)	69	Illinois 121 vs. Chicago State 52	12/18/93 (H)
Largest Victory Margin (Away)	42	Illinois 86 vs. Northwestern 44	2/27/43 (A)
Largest Margin of Defeat	40	Illinois 67 vs. Indiana 107	2/9/74 (A)

NOTE - Some statistical categories have been recorded only in recent years.

Records for the following categories only go back as far as the season in which they were first kept: Fouls - 1926; FG Att. - 1942; FT Att. - 1942; Rebounds - 1959; Turnovers - 1968; Assists - 1971; Blocked shots - 1978; Steals - 1978; Minutes - 1978; Games - 1906

Miscellaneous Streaks

Longest Winning Streak	29 games	11/19/04 thru 3/3/05
Longest Winning Streak to Open Season	29 games	11/19/04 thru 3/3/05
Longest Losing Streak	11 games	1/12/74 thru 2/18/74

TEAM SEASON

Most Points	3,110	1989 (36 games, 86.4 avg.)
Most Field Goals	1,200	1989 (36 games, 1200-2340)
Most Field-Goal Attempts	2,340	1989 (36 games, 1200-2340)
Best Field-Goal Accuracy	.544	1986 (32 games, 990-1828)
Most Three-Point Goals	344	2005 (39 games, 344-877)
Most Three-Point Attempts	877	2005 (39 games, 344-877)
Best Three-Point Accuracy	.461	1987 (31 games, 112-243)
Most Free Throws	638	2002 (35 games, 638-862)
Most Free-Throw Attempts	880	2001 (35 games, 620-880)
Best Free-Throw Accuracy	.744	1997 (32 games, 514-691)
Most Rebounds	1,400	2001 (35 games, 40.0 avg.)
	1,349	1963 (26 games, 51.9 avg.)
Most Turnovers	566	1999 (32 games, 17.7 avg.)
Most Personal Fouls	772	2001 (35 games, 22.1 avg.)
Most Men Fouled Out	30	1977 (30 games, 1.0 avg.)
Most Assists	727	2005 (39 games, 18.6 avg.)
Most Blocked Shots	162	1979 (30 games, 5.4 avg.)
Most Steals	341	1989 (36 games, 9.5 avg.)

ALL-TIME BIG TEN STANDINGS

(Thru 2005-06 Season)

Team (started Big Ten play)	Wins	Losses	Pct.	Years	Games
1. Indiana (1905)	823	552	.599	99a	1375
2. ILLINOIS (1905)	836	591	.586	101	1427
3. Purdue (1905)	813	596	.577	101	1409
4. Michigan St. (1950)	483	415	.538	56	898
5. Michigan (1909, 1917)	674	616	.522	89	1290
6. Ohio State (1912)	691	648	.516	94	1339
7. Iowa (1908)	675	658	.506	97b	1333
8. Minnesota (1905)	676	741	.477	101	1417
9. Wisconsin (1905)	648	776	.455	101	1424
10. Chicago (1905)	168	296	.362	40c	464
11. Northwestern (1908)	441	941	.319	98	1382
12. Penn State (1993)	72	162	.308	14	234

a - missed 1906-07 and 1907-08 seasons

b - missed 1929-30 season

c - missed 1944-45 season; dropped out of conference after 1945-46 season

COMBINED TEAM RECORDS

TEAM RECORDS (SINGLE GAME, BOTH TEAMS)

Most Points	236	Illinois 120 vs. Wisconsin-Milwaukee	12/3/90 (H)
Most Field Goals	92	Illinois (46-84) vs. Arizona (46-90)	11/28/77 (H)
Most Field-Goal Attempts	207	Illinois (31-132) vs. Colgate (20-75)	12/30/48 (H)
Best Field-Goal Accuracy	.608	Illinois (35-55) vs. Delaware State (24-42)	11/19/04 (H)
Most Free Throws	69	Illinois (36-48) vs. Northwestern (33-47)	2/5/55 (H)
Most Free-Throw Attempts	95	Illinois (36-48) vs. Northwestern (33-47)	2/5/55 (H)
Best Free-Throw Accuracy	.962	Illinois (7-8) vs. Michigan State (18-18)	1/12/86 (A)
Most Rebounds	130	Illinois (79) vs. Wisconsin (51)	2/16/59 (H)
Most Turnovers	65	Indiana (37) vs. Illinois (28)	2/12/73 (A)
Most Personal Fouls	73	Illinois (33) vs. Purdue (40)	3/1/52 (A)
Most Men Fouled Out	11	Illinois (5) vs. Purdue (6)	3/1/52 (A)

MISCELLANEOUS ILLINI STREAKS

Consecutive Weeks Ranked in Top 25: ESPN/USA Today Coaches - 68 (Preseason 2000-01 to 1/13/04); 45, current (2/24/04-4/4/06)

Associated Press - 43 (1/9/51-1/19/54); 42, current (2/24/04-3/14/06); 40 (2/29/00-3/12/02)

Consecutive Weeks Ranked in Top 10: ESPN/USA Today Coaches - 31 (Preseason 2000-01 to 1/22/02); 20 (Preseason 2004-05 to 4/5/05)

Associated Press - 28 (Preseason 1988-89 to 1/23/90); 28 (2/20/51-3/3/53); 19 (Preseason 2004-05 to 3/15/05)

Consecutive Weeks Ranked No. 1: ESPN/USA Today - 15 (12/7/04-3/15/05); Associated Press - 15 (12/7/04-3/15/05)

Longest Winning Streak: 29 games (Nov. 19, 2004 thru March 3, 2005); 25 games (Feb. 21, 1914 thru Feb. 9, 1916)

Longest Winning Streak to Open Season: 29 games (Nov. 19, 2004 thru March 3, 2005); 17 games (Nov. 26, 1988 thru Jan. 26, 1989)

Longest Losing Streak: 11 games (Jan. 12, 1974 thru Feb. 18, 1974)

Winning Streaks - Big Ten Games: 25 (1/31/04 thru 3/3/05); 17 (2/2/14 thru 2/19/16); 15 (1/20/51 thru 2/2/52); 14 (3/7/42 thru 1/3/44); 13 (2/26/55 thru 2/20/56); 13 (2/23/24 thru 2/21/25)

Winning Streaks - Big Ten Road Games: 13 (2/3/04 thru 2/19/05); 8 (2/5/51 thru 2/2/52); 8 (2/21/14 thru 2/9/16); 7 (1/11/43 thru 1/3/44); 6 (2/9/55 thru 2/25/56); 6 (1/9/36 thru 3/6/36); 5 (2/7/2002 thru 1/11/2003); 5 (2/14/31 thru 1/11/32)

TEAM RECORDS (SEASON, BOTH TEAMS)

Most Points	5,760	1989 (36 games)	Illinois 3,110, Opponent 2,650
Most Field Goals	2,227	1989 (36 games)	Illinois 1,200-2,340/Opponent 1,027-2,228
Most Field-Goal Attempts	4,568	1989 (36 games)	Illinois 1,200-2,340/Opponent 1,027-2,228
Best Field-Goal Accuracy	.487	1989 (36 games, 2,227-4,568)	Illinois 1,200-2,340/Opponent 1,027-2,228
Most Free Throws	1,108	1956 (22 games)	Illinois 534-725/Opponent 574-813
	1,212	2001 (35 games)	Illinois 620-880/Opponent 592-860
Most Free-Throw Attempts	1,538	1956 (22 games)	Illinois 534-725/Opponent 574-813
		1991 (31 games)	Illinois 580-850/Opponent 473-688
	1,740	2001 (35 games)	Illinois 620-880/Opponent 592-860
Best Free-Throw Accuracy	.732	1963 (26 games, 972-1,327)	Illinois 491-670/Opponent 481-657
Most Rebounds	2,620	1963 (26 games, 100.8 avg.)	Illinois 1,349/Opponent 1,217
Highest Rebound Average	110.7	1959 (22 games, 2,435)	Illinois 1,179/Opponent 2,117
Most Turnovers	34.1 avg.	1983 (33 games, 34.1 avg.)	Illinois 500/Opponent 625
Most Personal Fouls	1,548	2001 (35 games, 44.2 avg.)	Illinois 772/Opponent 776
Most Men Foul Out	59	2001 (35 games, 1.7 avg.)	Illinois 29, Opponent 30

OPPONENT RECORDS

OPPONENT TEAM RECORDS

Most Points	120	UCLA 120 vs. Illinois 82	1/29/67 (N)
Most Field Goals	56	UCLA (56-105) vs. Illinois (32-76)	1/29/67 (N)
Most Field-Goal Attempts	105	UCLA (56-105) vs. Illinois (32-76)	1/29/67 (N)
Best Field-Goal Accuracy	.697	Indiana (23-33) vs. Illinois (24-59)	3/5/83 (A)
Most Three-Point Goals	17	Indiana (17-27) vs. Illinois (2-12)	1/26/02 (A)
Most Three-Point Attempts	41	Wisconsin-Milwaukee (15-41) vs. Illinois (8-13)	12/3/90 (H)
Best Three-Point Accuracy	.900	Wisconsin (9-10) vs. Illinois (3-33)	1/25/97 (H)
Most Free Throws	43	Arizona (43-56) vs. Illinois (20-25)	3/25/01 (N)
Most Free-Throw Attempts	56	Arizona (43-56) vs. Illinois (20-25)	3/25/01 (N)
Best Free-Throw Accuracy	1.000	Michigan St. (13-13) vs. Illinois (10-12)	2/1/05 (A)
(10 att. min.)	1.000	Northwestern (15-15) vs. Illinois (11-24)	2/26/92 (H)
	1.000	Michigan St. (18-18) vs. Illinois (7-8)	1/12/86 (A)
	1.000	Ohio St. (10-10) vs. Illinois (21-27)	2/17/73 (H)
Most Rebounds	74	Indiana (74) vs. Illinois (47)	2/25/61 (A)
Most Turnovers	37	Indiana (37) vs. Illinois (28)	2/12/73 (A)
Most Personal Fouls	41	Dayton (41) vs. Illinois (23)	3/21/52 (N)
Most Men Fouled Out	6	Purdue (6) vs. Illinois (5)	3/1/52 (A)

OPPONENT INDIVIDUAL SINGLE-GAME RECORDS

Points	50	Von McDade, Wisconsin-Milwaukee (12/3/90)
Field Goals	21	Lew Alcindor (21-27), UCLA (1/29/67)
Three-Point FGs	9	Von McDade, Wisconsin-Milwaukee (12/3/90)
Free Throws	19	Ken Pannington (19-22), Butler (12/3/59)
Rebounds	26	Michael Graney, Notre Dame (1/24/59)
Assists	14	Tony Miller, Marquette (12/7/93)
	14	Quinn Buckner, Indiana (2/18/74)
Steals	7	Pat Baldwin, Northwestern (3/2/91)
Blocked Shots	8	Roy Rogers, Alabama (3/13/96)

INDIVIDUAL SINGLE GAME

Most Points by an Illinois player	46	Andy Kaufmann vs. Wisconsin-Milwaukee	12/3/90
Most Points by an Opponent	50	Von McDade (Wisconsin-Milwaukee)	12/3/90
Most Field Goals	19	Rudy Tomjanovich (Michigan) (19-27)	2/22/69
Most Field-Goal Attempts	44	Von McDade (Wisconsin-Milwaukee) (15-44)	12/3/90
Best Field-Goal Accuracy (10 att. min.)	1.000	Ken Norman (Illinois) vs. Houston (10-10)	12/14/85
		Derek Harper (Illinois) vs. Michigan State (11-11)	2/19/83
Most Three-Point Goals	9	Von McDade (Wisconsin-Milwaukee)	12/3/90
Most Three-Point Field Goal Attempts	22	Von McDade (Wisconsin-Milwaukee)	12/3/90
Best Three-Point Field-Goal Accuracy (5 att. min.)	1.000	Sean Harrington (Illinois) vs. Texas Southern (5-5)	11/26/00
Most Free Throws	17	Kiwane Garris (Illinois) vs. Ohio State (17-18)	3/5/97
		Wayne Radford (Indiana) vs. Illinois (17-19)	3/2/78
Best Free-Throw Accuracy (10 att. min.)	1.000	C. J. Kupec (Michigan) (14-14)	1/2/75
Most Rebounds	23	Nick Weatherspoon (Illinois) vs. Michigan	3/2/71
	23	Joe Franklin (Wisconsin)	12/19/66
Most Assists	15	Bruce Douglas (Illinois) vs. Houston	12/14/85
Most Steals	7	Kendall Gill (Illinois) vs. Eastern Illinois	3/4/90
	7	Kenny Battle (Illinois) vs. Michigan	3/9/88
	7	Bruce Douglas (Illinois) vs. Iowa	12/8/86
Most Blocks	11	Derek Holcomb (Illinois) vs. South Carolina	12/8/78
Most Minutes	60	Bruce Douglas (Illinois) vs. Michigan	1/28/84

ATTENDANCE

High Attendance for Game	16,865	Illinois 70, Wisconsin 59, 2/12/05
Low Attendance for Game	3,016	Illinois 90, North Dakota State 73, 12/8/75
High Attendance for Season	271,375	1979-80 (19 games, 14,283 avg.)
High Average Attendance for Season	16,618	2005-06 (16 games, 265,888 total)
Low Attendance for Season	72,949	1973-74 (11 games, 6,632 avg.)
Consecutive Sellouts	28 (current)	1st vs. Wake Forest (12/1/05), 28th vs. Iowa (2/25/05)
Most Sellouts In a Season	16	2005-06
	13	2004-05

Largest Crowds (All-Time Dome Record: 9-6)

47,754, vs. Louisville, Edward Jones Dome, St. Louis, 4/2/05 (W, 72-57)
47,262, vs. North Carolina, Edward Jones Dome, St. Louis, 4/4/05 (L, 70-75)
40,331 vs. Nevada, RCA Dome, Indianapolis, 3/19/05 (W, 71-59)
39,187, vs. Michigan, Kingdome, Seattle, 4/1/89 (L, 81-83)
37,444, vs. Ball State, Hoosier Dome, Indianapolis, 3/18/89 (W, 72-60)
37,242, vs. McNeese St., Hoosier Dome, Indianapolis, 3/16/89 (W, 77-71)
33,560, vs. Louisville, Metrodome, Minneapolis, 3/24/89 (W, 83-69)
33,496, vs. Syracuse, Metrodome, Minneapolis, 3/26/89 (W, 89-86)
32,429, vs. St. Louis, TWA Dome, St. Louis, 12/6/97 (L, 51-57)
30,122, vs. Arizona, Alamodome, San Antonio, 3/25/01 (L, 81-87)
28,962, vs. Kansas, Alamodome, San Antonio, 3/23/01 (W, 80-64)
26,804 vs. Fairleigh Dickinson, RCA Dome, Indianapolis, 3/17/05 (W, 67-55)
25,767, vs. Notre Dame, RCA Dome, Indianapolis, 3/22/03 (L, 60-68)
24,533, vs. Duke, Georgia Dome, Atlanta, 3/26/04 (L, 62-72)
<i>Additional Dome Appearance:</i>
21,150, vs. Western Kentucky, RCA Dome, Indianapolis, 3/20/03 (W, 65-60)

Men's Old Gym and Huff Gym Records

Illinois compiled an all-time record of 339-79 (.811) while playing games at famed Huff Gym over 38 years from 1925-63. Huff had a capacity of 7,000, double the size of its predecessor, the Men's Old Gym Annex. Illinois compiled an all-time record of 27-30 (.649) from 1906-14 at Men's Gym, the Illini's first home, and 78-20 (.796) at Men's Old Gym Annex (now Kenney Gym Annex), from 1915-25.

ILLINOIS ATTENDANCE

Season	Record	Games	Attendance	Average Attendance	High Game	Sell-outs
1962-63	2-0	2	32,144	16,072	16,137	
1963-64	7-3	10	143,650	14,365	16,128	1
1964-65	9-1	10	115,256	11,526	16,128	2
1965-66	7-3	10	79,661	7,966	9,838	0
1966-67	8-1	9	73,654	8,184	11,047	0
1967-68	4-5	9	80,203	8,911	12,857	0
1968-69	12-0	12	165,254	13,771	16,128	5
1969-70	7-4	11	157,206	14,291	16,128	5
1970-71	6-5	11	177,408	16,128	16,128	11
1971-72	7-3	10	136,972	13,697	16,017	0
1972-73	10-1	11	109,433	9,948	11,892	0
1973-74	4-7	11	72,949	6,632	7,771	0
1974-75	5-7	12	96,773	8,064	14,127	0
1975-76	11-4	15	106,444	7,096	16,128	1
1976-77	10-4	14	106,139	7,581	11,172	0
1977-78	9-5	14	122,071	8,719	11,938	0
1978-79	7-6	13	184,715	14,209	16,503	5
1979-80	14-5	19	271,375	14,283	16,647	6
1980-81	12-2	14	217,330	15,523	16,663	9
1981-82	12-4	16	244,908	15,306	16,768	6
1982-83	13-2	15	194,384	12,958	15,386	0
1983-84	13-2	15	194,145	12,943	16,166	3
1984-85	15-0	15	235,736	15,715	16,764	7
1985-86	12-3	15	200,205	14,300	16,676	5
1986-87	13-2	15	227,641	15,176	16,793	5
1987-88	13-3	16	245,895	15,368	16,712	7
1988-89	17-0	17	262,215	15,424	16,563	9
1989-90	13-1	14	224,443	16,031	16,289	4
1990-91	12-4	16	217,003	13,563	16,321	1
1991-92	11-5	16	207,995	13,000	16,281	0
1992-93	12-4	16	213,949	13,372	16,321	3
1993-94	15-1	16	240,301	15,019	16,321	5
1994-95	11-3	14	221,772	15,841	16,450	5
1995-96	10-5	15	236,674	15,778	16,863	5
1996-97	12-2	14	193,364	13,812	16,450	3
1997-98	13-1	14	191,689	13,692	16,450	5
1998-99	5-8	13	171,246	13,173	16,450	1
1999-2000	12-1	13	189,507	14,578	16,450	3
2000-01	12-0	12	185,630	15,469	16,683	8
2001-02	13-1	14	226,480	16,177	16,500	12
2002-03	14-0	14	212,303	15,164	16,500	8
2003-04	12-1	13	208,935	16,072	16,618	8
2004-05	15-0	15	245,807	16,387	16,865	13
2005-06	15-1	16	265,888	16,618	16,618	16
44 years	466-120 (.795)	586	7,906,752	13,493	16,865	187

ILLINOIS ASSEMBLY HALL RECORDS

ILLINOIS TEAM HIGHS


Most Points, Game	126	Illinois 126 vs. Long Island 78	3/10/82
Most Points, One Half	75	(2nd Half) Illinois 121 vs. Michigan State 89	3/9/65
Most Field Goals	53	Illinois (53-92) vs. Long Island (28-85)	3/10/82
Most Field-Goal Attempts	97	Illinois (43-97) vs. Rice (25-63)	12/22/75
Best Field-Goal Accuracy	.691	Illinois (38-55) vs. Wisconsin-Green Bay (16-48)	12/4/85
Most Three-Point Goals	15	Illinois (15-27) vs. Purdue (6-20)	3/3/2005
	15	Illinois (15-34) vs. Penn State (6-14)	1/12/2005
Most Three-Point Field Goal Attempts	34	Illinois (11-34) vs. Texas-Pan American (2-10)	11/20/2005
	34	Illinois (15-34) vs. Penn State (6-14)	1/12/2005
	34	Illinois (14-34) vs. Iowa (8-18)	2/24/96
Best Three-Point Field Goal Accuracy	.875	Illinois (7-8) vs. Eastern Illinois (13-21)	12/1/90
Most Free Throws	38	Illinois (38-52) vs. Texas (18-29)	12/20/97
Most Free-Throw Attempts	52	Illinois (38-52) vs. Texas (18-29)	12/20/97
Best Free-Throw Accuracy	.962	Illinois (25-26) vs. Northwestern (17-20)	1/5/80
Most Rebounds	70	Illinois (70) vs. DePauw (35)	12/2/72
Most Assists	41	Illinois (41) vs. Butler (22)	12/1/70
Most Steals	20	Illinois (20) vs. Purdue (10)	2/23/87
	20	Illinois (20) vs. Texas-Arlington (9)	11/24/78
Most Blocks	14	Illinois (14) vs. Denver (3)	11/28/78
Most Turnovers	26	Illinois (26) vs. Michigan State (29)	2/24/73
Most Personal Fouls	33	Illinois (33) vs. Iowa (29)	1/15/77
Most Men Fouled Out	4	Illinois (4) vs. Iowa (1)	1/15/77
Highest Winning Score	126	Illinois 126 vs. Long Island 78	3/10/82
Highest Losing Score	89	Illinois 89 vs. Indiana 112	2/24/75
Widest Victory Margin	69	Illinois 121 vs. Chicago State 52	12/18/93
Longest Winning Streak	33	1/17/2004 thru 1/28/2006	
Longest Losing Streak	4	2/16/71 thru 3/9/71; 1/12/74 thru 2/18/74; 1/18/75 thru 2/3/75; 2/17/79 thru 12/4/79; 1/19/99 thru 1/30/99	



Nick Weatherspoon's 23 rebounds against Michigan on March 2, 1971 are an Assembly Hall record.

ILLINOIS TEAM LOWS

Fewest Points, Game	44	Illinois 44 vs. Purdue 52	2/18/82
Fewest Points, One Half	12	(1st Half) Illinois 12 vs. Purdue 16	2/18/82
Fewest Field Goals	14	Illinois (14-33) vs. Illinois State (16-36)	12/15/79
Fewest Field-Goal Attempts	33	Illinois (14-33) vs. Illinois State (16-36)	12/15/79
Worst Field-Goal Accuracy	.234	Illinois (15-64) vs. Ohio State (25-65)	2/19/72
Fewest Free Throws	2	Illinois (2-10) vs. Northwestern (23-29)	3/1/79
	2	Illinois (2-7) vs. Houston (14-22)	12/9/67
Fewest Free-Throw Attempts	5	Illinois (4-5) vs. Western Illinois (13-19)	12/1/2002
	5	Illinois (3-5) vs. Iowa (10-14)	1/4/86
	5	Illinois (4-5) vs. NC-Charlotte (8-17)	11/25/77
Worst Free-Throw Accuracy	.200	Illinois (2-10) vs. Northwestern (23-29)	3/1/79
Fewest Rebounds	15	Illinois (15) vs. Kentucky (25)	12/24/83
Fewest Assists	3	Illinois (3) vs. Northwestern (13)	1/9/99
Fewest Turnovers	3	Illinois (3) vs. Georgia Tech (21)	1/22/89
Fewest Personal Fouls	4	Illinois (4) vs. Wisconsin-Green Bay (12)	12/4/85
Lowest Winning Score	46	Illinois 46 vs. Michigan State 40	1/26/84
Lowest Losing Score	44	Illinois 44 vs. Purdue 52	2/18/82



Jerry Hester went 10-for-11 from the free throw line against Texas on Dec. 20, 1997, as the team set an Assembly Hall record (38-for-52) from the line.

COMBINED ASSEMBLY HALL RECORDS

TEAM HIGHS - BOTH TEAMS

Most Points, Game	.236	Illinois 120 vs. Wisconsin-Milwaukee 116, 20T	12/3/90
Most Points, One Half	.132	(2nd half) Illinois (70) vs. Iowa (62)	3/4/90
Most Field Goals	.92	Illinois (46-84) vs. Arizona (46-90)	11/28/77
Most Field-Goal Attempts	.180	Illinois (41-91) vs. Minnesota (38-89)	2/19/66
Best Field-Goal Accuracy	.608	Illinois (35-55, .636) vs. Delaware State (24-42, .571)	11/19/2004
Most Free Throws	.61	Illinois (37-43) vs. Wisconsin (24-31)	2/27/94
Most Free-Throw Attempts	.88	Illinois (25-50) vs. Northwestern (31-38)	3/4/63
Best Free-Throw Accuracy	.933	Illinois (8-9, .889) vs. Michigan State (20-21, .952)	2/6/86
Most Rebounds	.126	Michigan (71) vs. Illinois (55)	1/11/72
Most Assists	.63	Illinois (41) vs. Butler (22)	12/1/70
Most Turnovers	.55	Illinois (26) vs. Michigan State (29)	2/24/73
Most Personal Fouls	.62	Iowa (29) vs. Illinois (33)	1/15/77
Most Men Fouled Out	.7	Illinois (3) vs. Northwestern (4)	2/4/67

TEAM LOWS - BOTH TEAMS

Fewest Points, Game	.86	Illinois 46 vs. Michigan State 40	1/26/84
Fewest Points, One Half	.26	(2nd) Ohio State (12) vs. Illinois (14)	1/14/82
Fewest Field Goals	.30	Illinois (14-33) vs. Illinois State (16-36)	12/15/79
Fewest Field-Goal Attempts	.69	Illinois (14-33) vs. Illinois State (16)	12/15/79
Worst Field-Goal Accuracy	.310	Illinois (15-64, .234) vs. Ohio State (25-65, .385)	2/19/72
Fewest Free Throws	.8	Illinois (7-10) vs. Michigan State (1-7)	1/11/79
Fewest Free-Throw Attempts	.14	Illinois (8-12) vs. Wisconsin-Green Bay (2-2)	12/4/85
Worst Free-Throw Accuracy	.417	Illinois (11-26, .423) vs. Creighton (9-22, .409)	12/13/69
Fewest Rebounds	.39	Illinois (27) vs. Delaware State (12)	11/19/2004
Fewest Assists	.15	Illinois (6) vs. Valparaiso (9)	12/4/72
Fewest Turnovers	.13	Illinois (5) vs. Penn State (8)	1/21/93
	.13	Illinois (5) vs. Wisconsin (8)	3/10/84
Fewest Personal Fouls	.16	Illinois (4) vs. Wisconsin-Green Bay (12)	12/4/85



James Augustine made 7-8 shots against Delaware State on Nov. 19, 2004, a night where the two teams combined to shoot an Assembly Hall-record 60.8 percent from the field.



Kiwane Garris led all players shooting 16-of-20 from the line against Wisconsin on Feb. 27, 1994.

MEDIA

TRADITION

RECORDS

REVIEW

ILLINI

COACHES

ILLINOIS BASKETBALL

OPPONENT ASSEMBLY HALL RECORDS

OPPONENT TEAM HIGHS

Most Points, Game	116	Wisconsin-Milwaukee 116 vs. Illinois 120, 20T	12/3/90
Most Points, One Half	62	(2nd Half) Iowa (62) vs. Illinois (70)	3/4/90
Most Field Goals	47	Indiana (47-82) vs. Illinois (38-80)	2/24/75
Most Field-Goal Attempts	100	Chicago State (34-100) vs. Illinois (32-61)	12/4/86
Best Field-Goal Accuracy	.654	Northwestern (34-52) vs. Illinois (32-70)	3/9/71
Most Three-Point Goals	15	Wisconsin-Milwaukee (15-41) vs. Illinois (8-13) 20T	12/3/90
Most Three-Point Field Goal Attempts	41	Wisconsin-Milwaukee (15-41) vs. Illinois (8-13) 20T	12/3/90
Best Three-Point Field Goal Accuracy (minimum 10 attempts)	.900	Wisconsin (9-10) vs. Illinois (3-33)	1/25/97
Most Free Throws	32	Indiana (32-46) vs. Illinois (25-31)	1/13/96
	32	Iowa (32-45) vs. Illinois (25-31)	1/15/77
Most Free-Throw Attempts	46	Indiana (32-46) vs. Illinois (22-25)	1/13/96
Best Free-Throw Accuracy (7 att. min.)	1.000	Northwestern (15-15) vs. Illinois (11-24)	2/26/92
Most Rebounds	71	Michigan (71) vs. Illinois (55)	1/11/72
Most Assists	31	Indiana (31) vs. Illinois (27)	2/24/75
Most Turnovers	35	Texas-Pan American (35) vs. Illinois (18)	12/8/99
Most Personal Fouls	34	Tulane (34) vs. Illinois (25)	12/3/73
	34	Iowa (34) vs. Illinois (13)	3/4/90
Most Men Fouled Out	4	Tulane (4) vs. Illinois (1)	12/3/73
	4	Northwestern (4) vs. Illinois (3)	2/4/67
	4	West Virginia (4) vs. Illinois (1)	12/11/65
Highest Winning Score	112	Indiana 112 vs. Illinois 89	2/24/75
Highest Losing Score	116	Wisconsin-Milwaukee 116 vs. Illinois 120 20T	12/3/90
Widest Victory Margin	24	Michigan 101 vs. Illinois 77	2/2/74

OPPONENT TEAM LOWS

Fewest Points	34	Wisconsin-Green Bay 34 vs. Illinois 84	12/4/85
Fewest Points, Big Ten Game	37	Penn State 37 vs. Illinois 80	1/21/2004
Fewest Points, One Half	10	(1st Half) So. Mississippi (10) vs. Illinois (40)	12/3/84
Fewest Field Goals	12	Coppin State (12-41) vs. Illinois (22-43)	12/30/2002
Fewest Field Goals, Big Ten Game	13	Penn State (13-62) vs. Illinois (32-54)	1/21/2004
Fewest Field-Goal Attempts	33	North Dakota (15-33) vs. Illinois (38-89)	12/9/68
Worst Field-Goal Accuracy, Big Ten	.210	Penn State (13-62) vs. Illinois (32-54)	1/21/2004
Worst Field-Goal Accuracy, Non-Conference	.217	Wis.-Milwaukee (13-60) vs. Illinois (27-50)	12/6/2000
Fewest Free Throws	1	Minnesota (1-4) vs. Illinois (8-15)	2/11/88
	1	Minnesota (1-1) vs. Illinois (8-11)	1/5/84
	1	Michigan State (1-7) vs. Illinois (7-10)	1/11/79
Fewest Free-Throw Attempts	1	Minnesota (1-1) vs. Illinois (8-11)	1/5/84
Worst Free-Throw Accuracy	.143	Michigan State (1-7) vs. Illinois (7-10)	1/11/79
Fewest Rebounds	12	Delaware State (12) vs. Illinois (27)	11/19/2004
Fewest Assists	1	Iowa (1) vs. Illinois (10)	1/28/91
Fewest Turnovers	5	seven occasions	
Fewest Personal Fouls	7	Michigan (7) vs. Illinois (16)	3/2/71
Lowest Winning Score	51	Michigan State 51 vs. Illinois 49	1/16/99
	51	Ohio State 51 vs. Illinois 50, OT	1/14/82
Lowest Losing Score	34	Wisconsin-Green Bay 34 vs. Illinois 84	12/4/85
Lowest Losing Score, Big Ten Game	37	Penn State 37 vs. Illinois 80	1/21/2004

HONORS AND TRADITIONS



ILLINOIS BASKETBALL TIMELINE.....	176-181
ALL-AMERICANS	182-183
NATIONAL HONORS	183
ALL-BIG TEN SELECTIONS	184-185
BIG TEN HONORS	185
ILLINOIS HONORS	186-187
ILLINI IN THE NBA	188-189
ALL-TIME LETTERWINNERS	190-195
ILLINI BY THE NUMBERS	196-198

ILLINOIS

TIMELINE

1906
 Illinois basketball tradition begins with a 71-4 win over Champaign High School on January 12th.



1918
 Big Ten Champions.

1925
 Dec. 12, 1925 Illinois opens the season against Butler at the new gymnasium, which would later be renamed George Huff Gymnasium before the 1937 season.

1915
 Big Ten Champions. Illinois posts a perfect 16-0 record and is named national champion by the Helms Foundation.

1924
 Big Ten Champions.

Over the course of 101 years, the University of Illinois has enjoyed the creation of a stellar basketball tradition that includes Final Four appearances, All-Americans, Academic All-Americans, NBA first-round draft selections, and a place among the nation's elite basketball programs year-in and year-out. The University of Illinois basketball tradition got its start when the Big Ten Conference officially began playing basketball in 1906. At the time the member schools of the Intercollegiate Conference of Faculty Representatives or "Western Conference," or as it was originally known were University of Chicago, University of Illinois, University of Michigan, University of Minnesota, Northwestern University, Purdue University, and the University of Wisconsin.

1906-1909 (34-30)

The first official game in Illinois history was a 71-4 romp over Champaign High School in Urbana on Jan. 12, 1906. The first four years of Illinois hoops saw four different coaches who combined for a 34-30 record. In the first season of Illinois basketball the Illini went 6-8, 3-6 in the Big Ten under head coach Elwood Brown. The following season the Illini's record dropped to 1-10, 0-8 under F.L. Pinckney. A new coach, Fletcher Lane, and a new season arrived in 1907-08 and the Illini posted a 20-8 record and went 6-5 in the conference. Despite a successful season, the Illini underwent its fourth coaching change in as many years and new mentor Herb V. Juul stayed two seasons (1909 and 1910) and was 7-6 his inaugural year and 5-4 the next season.

- Big Ten grows to eight teams with the addition of Iowa in the 1907 season.

1910-1919 (95-48)

The new decade brought the program an extended taste of success. In the 1910s Illinois won two Big Ten titles, in 1915 and 1917, and compiled a 95-48 record including a perfect 16-0 record in 1915. That

1915 season was the third in the eight-year tenure of head coach Ralph Jones and it produced the only unbeaten season in Illini history and the first Big Ten title for the Illinois basketball program. Following the perfect season the Illinois team was named national champions by the Helms Foundation. Jones' 1915 team scored twice as many points as its opponents and won the conference title by three games over Chicago.

The arrival of the Woods brothers in 1915 had a lot to do with the success of this era. Guard Ray Woods was named first-team All-America all three years he competed (1915-17), and brother Ralf, a forward, led the team in scoring in both 1916 and 1917. His consistency at the free throw line led to the establishment of the Ralf Woods Award, which is still given annually to the Fighting Illini player with the best free-throw percentage.

Illinois followed up its conference championship season with a second-place finish after posting a 13-3 record. The Illini dropped two games to Northwestern and one to eventual champion Wisconsin, but the first loss to the Wildcats was the Illini's first-ever overtime game as Northwestern scored two points in the overtime period to beat Illinois, 23-21, Feb. 12, 1916, at what is now the Kenney Gym Annex.

In 1918, Jones and the Illini picked up their second conference championship crown in three years as Illinois went 13-3 overall and 10-2 in league games. The 1917 team featured a starting guard named George Halas. The professional football pioneer and former Chicago Bear owner and head coach was known on the team for his gritty defense and he was named captain of the 1918 squad before entering the armed forces Jan. 18, 1918.

- Big Ten grows to nine teams with addition of Ohio State in the 1913 season.

- Big Ten grows to 10 teams with addition of Michigan in the 1918 season.

1920-29 (99-68)

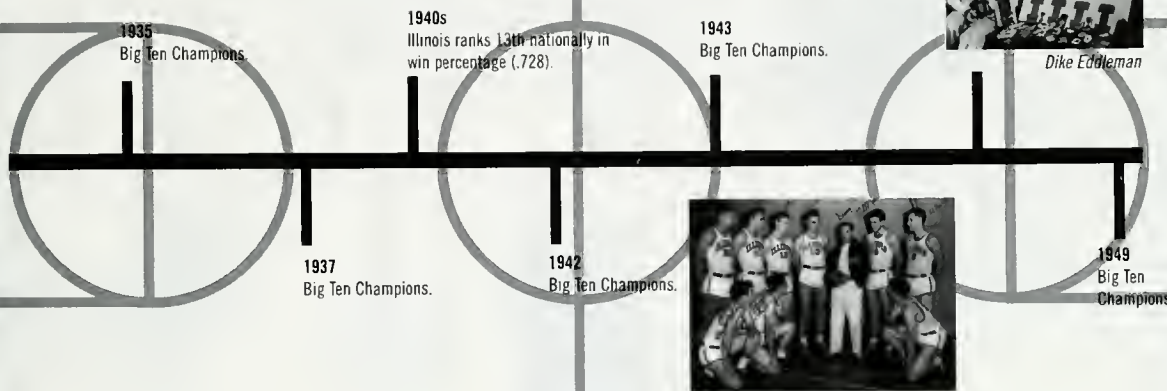
Jones led the Illini into the decade of the 1920s and started off this period with a 9-4 record and a third-place finish in the Big Ten in 1920. The following season a new mentor, Frank Winters, was in Champaign-Urbana and his two-year stay produced an 11-7 mark in 1921 and a 14-5 record in 1922.

Illinois Athletic Director George Huff replaced Winters with J. Craig Ruby, whose 14-year tenure at Illinois is the third longest in program history. In his first three seasons, Ruby led the Illini to a 31-18 record and a share of the conference title with Wisconsin in 1924. In 1924, Illinois was 11-6 overall and 8-4 in the Big Ten.

After winning Illinois' third conference title in 1924, Ruby's Illini matched the win mark the following year (11-6, 8-4) but dropped to third place in the standings. The Illini opened the 1926 season on Dec. 12, 1925, against Butler in the newly built Men's Gymnasium, which would later be renamed George Huff Gymnasium after Illinois Athletic Director George Huff. Illinois won its first game at the new gym, 23-22. The remainder of the decade saw Illinois go 10-7 in both 1927 and 1929 taking fourth and fifth in the league standings, and 9-8 in 1926. The only losing season in Ruby's Illinois career came with a 5-12 mark in 1928 and it is one of only 12 losing seasons in the University's 100-year history.

1930-39 (120-61)

In the decade of the 1930s Illinois picked up Big Ten championships number four and five in 1935 and 1937. In 1935 the Illini squad was 5-3 after its first eight games, but rallied in the closing stretch of the season and won its last four contests to grab a share of the conference title.



1935
Big Ten Champions

1940s
Illinois ranks 13th nationally in
win percentage (.728).

1943
Big Ten Champions.



Dike Eddleman

1937
Big Ten Champions.

1942
Big Ten Champions.



1949
Big Ten
Champions

A new star on the playing floor emerged in the 1935 season with the addition of Harry Combes to the roster. Combes, a three-year letterwinner, starred for the Illini from 1935-37 and later returned to his alma mater as head coach of the Illini in 1948. Combes helped lead Illinois to both its Big Ten titles in the 1930s.

Ruby closed out his coaching tenure in 1935-36 leading Illinois to a 13-6 record, 7-5 in the Big Ten, and third place in the league standings.

The man chosen to replace Ruby was Douglas Mills. In his 11-year tenure as head coach, Mills established himself as the first coach in Illinois history to win or share three Big Ten championships.

In his first season, 1936-37, Mills' Illini squad captured a share of the Big Ten championship with a 10-2 league record. The Illini were 14-4 overall. Following that season, the men's gymnasium got a new name, George Huff Gymnasium, after former Illinois athletic director George Huff, who passed away on Oct. 1, 1936. During the championship season, future major league baseball Hall of Famer Lou Boudreau led the team in scoring with 8.7 points per game.

1940-49 (150-56)

The decade of the 1940s brought much success to Illinois basketball. Head Coach Doug Mills led the Illini to consecutive Big Ten titles in 1942 and 1943. The Illini would add another league championship under Harry Combes in 1949.

The Illini were the 13th-winningest Division I team in the nation in the 1940s. Illinois' 150-57 record and .725 winning percentage was the best in the Big Ten. In 1941, Mills added to his coaching duties when he was named the school's director of athletics. That same year Art Mathisen arrived in Champaign in what would soon become the creation of the famed "Whiz Kids." In 1942, joining Mathisen were Jack Smiley, Andy Phillip, Gene Vance and Ken

Menke, who captured the attention of the entire nation while winning back-to-back conference titles and combining for a 35-6 record, 25-2 in the Big Ten over those two seasons. To this day the "Whiz Kids" remain one of the most storied teams in Illinois history. They dazzled crowds everywhere averaging 58 points per game, while most teams were averaging in the low 40s.

The team was broken up March 1, 1943, when all five starters headed to active duty in the armed forces. All but Mathisen went on to play professionally, and Phillip became a member of the Naismith Basketball Hall of Fame.

After the departure of the Whiz Kids, Mills faced a major rebuilding job. Mills closed out his time as head coach at Illinois in the 1947 season. That mark coincided with the return of the "Whiz Kids" from military service. A crowd of 7,785, the largest home crowd to that point in Illinois history, jammed into Huff Gym to see their return on Dec. 6, 1946, against Cornell. The Whiz Kids played only the first half of the game in building a 49-13 lead, and the Illini won 87-39. The Illini opened league play with two losses and dug their way back to a second-place finish by winning eight of their last 10 games.

After retiring from coaching, Mills retained his position as athletic director until 1966.

Former Illini Harry Combes was re-associated with the program when he was selected to replace Mills as head coach of the Fighting Illini. He had previously served as head coach at Champaign High School. In his first nine seasons at Illinois, he won three Big Ten titles and compiled an amazing record of 164-44 overall (.788) and 94-30 in the Big Ten (.758).

Combes first team at Illinois in 1947-48, led by Dike Eddleman and Jack Burmaster, set a Big Ten scoring record with 1,530 points, en route to a 15-5 overall record and 7-5 league finish. His second year as head coach, Combes collected his first of four Big Ten

championships as a head coach. He finished his Illinois career with a total of six championships as a player and coach.

The four-year period between 1949-52 brought the University of Illinois three Big Ten championships, three 20-win seasons, and a 42-10 Big Ten mark. The 1949 squad, led by Eddleman, Bill Erickson, and Walter Osterkorn, was Illinois' first 20-game winner since 1908, finishing 21-4. That year, Illinois beat Yale, 71-67, to advance to a national semifinal showdown with Kentucky at Madison Square Garden in New York City. The Illini fell to the Wildcats, 76-47, forcing Illinois to defeat Oregon State, 57-53, in Seattle for third place.

- Big Ten drops from 10 to nine teams with the departure of Chicago from the league in 1947.

1950-59 (165-64)

Two of the first three years in this decade saw Illinois bring home Big Ten championships. Illinois won the title in 1951 with a 13-1 league record and produced another 20-win season with a 22-5 record. That season featured a rematch with Kentucky, which had downed the Illini in the national semifinals in 1949. Illinois beat Columbia, 79-71, and North Carolina State, 84-70, to get to the national semifinals and a rematch with the Wildcats. In a heart-breaking loss, Kentucky nipped Illinois, 76-74, on a shot by Wildcat sub Shelby Linville with 12 seconds remaining in the game. The Illini collected third place nationally by beating Oklahoma A&M, 61-46, in Minneapolis.

The 1952 season brought Illinois another Big Ten title and introduced John Kerr, a center from Tilden Tech in Chicago. He began his three-year reign as Illinois' top scorer with a sophomore-record 357 points. The Illini recorded a 22-4 overall mark and went 12-2 in the conference. Once again, Illinois advanced to the national semifinals and ran into underdog St. John's. The Redmen fought their way to a 61-59 victory in the NCAA's first Final Four, in

1950s
Illinois ranks 11th nationally in win percentage (.721).



Dave Downey

1963
Big Ten Champions.

March 4th Illinois plays its first game in the Assembly Hall, a 79-73 win over Northwestern.

Illinois finishes the season fifth in the UPI poll and 8th in the AP poll.

1965
Illinois finishes the season 16th in the UPI poll.

1970
Illinois sets an NCAA record for attendance after selling out all 11 home games and averaging 16,125 in attendance.

1951
Big Ten Champions.

1952
Big Ten Champions. Illinois is one of four teams playing in the first NCAA Final Four.

Illinois finishes 2nd nationally in both the AP and UPI polls.



John Kerr

1969
Illinois finishes the season 20th in the AP poll.

1979
Illinois leads the nation in field goal percentage defense (.404)

Illinois upsets No. 1 ranked Michigan State and Magic Johnson, 57-55.

Seattle. Illinois took another third-place award home after beating Santa Clara, 67-64, behind 26 points by Kerr.

The 1954 season was highlighted when Kerr shattered Illinois' single-season scoring record by tallying 556 points in his senior year. Kerr's 1,299 career points in three seasons currently rank 18th on the all-time Illinois scoring list. He held first place in Illini career scoring until Dave Downey passed him in 1963. After his Illinois career came to an end, Kerr started a 12-year professional career and then became the first head coach of the Chicago Bulls in 1966.

Once again the Illini hoopsters led the Big Ten in wins for a decade with a 165-64 record in the 1950s. The Illini's winning percentage, .721, ranked 11th nationally. On Dec. 17, 1956, Illinois defeated San Francisco, 62-33, snapping the Dons' 51-game regular-season win streak. Associated Press began its basketball poll in 1949 with UPI adding its poll in 1951 and from 1951-56 the Illini finished the season ranked in the Top 20 nationally every year. Illinois' highest final ranking in the 1950s was second in both polls in 1952.

- Big Ten grows to 10 teams with addition of Michigan State in the 1951 season.

1960-69 (145-95)

The 1960s produced Big Ten championship No. 11 for Illinois in 1963. That season the Illini were 20-6 overall, 11-3 in the conference. Senior Dave Downey led the team in scoring as he had the previous two seasons and he moved into first on the all-time scoring list. Downey also set the school record for points in a game, which still stands, with 53 in a road loss to Indiana on Feb. 16, 1963.

Illinois was a game back of first place in the league standings with only two games remaining when the Assembly Hall opened its doors on March 4, 1963. Illinois' first game at the Hall was an exciting 79-73

victory over Northwestern before 16,137 fans to stay within a game of first-place Ohio State. After Illinois edged Iowa, 73-69, in the last game of the season, the Fighting Illini would need an overtime loss two hours later by the Buckeyes at Indiana to share the title.

The 1965 season was highlighted by Illinois' season opening 118-83 victory over defending national-champion UCLA at the Assembly Hall. Combes called the game, "one of the best an Illinois team has ever played."

Combes closed out his Illini coaching career in 1967 with a 12-12 record and seventh-place Big Ten finish. The season was highlighted by a 98-97 victory over No. 3 Kentucky in Lexington on Dec. 8.

Another former Illini, Harv Schmidt, replaced Combes and led the team into the 1970s. Schmidt's Illini went 11-13 in 1968 and rebounded to a 19-5 record in 1969 and a second-place Big Ten finish.

1970-79 (129-129)

The decade of the 1970s brought two coaching changes, the second one brought Lou Henson, who would become the longest-tenured coach in Illinois history. In 1970, Illinois set an NCAA attendance record, selling out all 11 home games for an average of 16,128 fans per game.

Although the Illini recorded a losing mark in 1971 (11-12), that season welcomed Nick Weatherspoon from Canton, Ohio. "Spoon" stepped right into the starting lineup and led the team in rebounds. The next two years he led the team in scoring and rebounding before becoming a first-round draft selection and spending eight seasons in the NBA.

Harv Schmidt concluded his Illinois coaching career in 1974 as the Illini's record dropped to 5-18 and last place in the Big Ten standings. The following season, Gene Bartow served as head coach, but left to take the head coaching job in replacing the legendary

John Wooden at UCLA after only one season. After Bartow's departure following the 1975 campaign, the University picked New Mexico State Head Coach Lou Henson to bring success back to the Illinois program. He did just that, taking a team that won 14 games in his inaugural season to a 19-11 record within just four years. The last years of the 1970s signaled the arrival of Eddie Johnson and Mark Smith, two players who would lead the team into the 1980s and pave the way for Illinois' return to national prominence.

In 1979, Illinois finished seventh in the Big Ten, but went 19-11 overall, including ascension to No. 2 in the national polls after starting the year 15-0. That year, Illinois upset top-ranked Michigan State and Magic Johnson, 57-55, in one of the school's most memorable games. That year, Illinois also led the nation in field-goal percentage defense (.404).

1980-89 (233-90)

Henson returned everyone for the 1980 campaign and the team gave the head coach his first of 11, 20-win seasons at Illinois. That year, Illinois made its first postseason appearance since 1963, finishing third in the NIT.

In 1981, Illinois made more strides in its return to the national spotlight with a 21-8 record, a third-place Big Ten finish and an invitation to the NCAA Tournament. The team received a first-round bye in the NCAA Tournament and beat Wyoming, 67-65, in Los Angeles to advance to the regionals in Salt Lake City, where Illinois lost to Kansas State, 57-52.

That year, the Fighting Illini led the Big Ten in scoring for the second consecutive season and were again led by Johnson and Smith. Guards Craig Tucker and Derek Harper arrived to add backcourt punch, and Harper began his Illini career being named First-Team Freshman All-America by ESPN and ABC.

1981

Illinois finishes the season 19th in the AP poll and 18th in the UPI poll.



Eddie Johnson

1984

Big Ten Champions.

Illinois finishes the season sixth in both the AP and UPI polls.

1986

Illinois finishes the season 19th in the AP poll and 20th in the UPI poll.



Bruce Douglas

1987

Illinois finishes the season 11th in the AP and UPI polls.

1985

Illinois opened the season ranked No. 1 in the nation by Basketball Times.

Illinois finishes the season 12th in the AP poll and 10th in the UPI poll.

The 1982 season brought Illinois another post-season appearance, in the NIT, and an 18-11 record. Harper led the Big Ten in assists and steals.

One of Illinois' best groups arrived on campus in 1983. Guards Bruce Douglas and Doug Altenberger, and forward Scott Meents and Efreem Winters joined sophomores George Montgomery and Anthony Welch to form the nucleus for a team that would win 95 games during the next four seasons.

In 1983, the Fighting Illini became the nation's 25th team to cap the 1,000-win mark with a 72-70 victory over Texas A&M in the Great Alaska Shootout. Later that year, Harper was selected First-Team All-Big Ten, falling one vote shy of being a unanimous pick, before leaving school early for the NBA draft. He was a first round selection of the Dallas Mavericks as the first pick in franchise history.

The 1984 season brought Illinois its 12th Big Ten championship in a season where Illinois had four overtime games including an epic four-overtime 75-66 victory over Michigan. The next game was a two-overtime win at Iowa, Henson's 400th victory as a college head coach. The Illini recorded a 26-5 mark and were 15-3 in Big Ten play, tying Purdue for the league title. The 1984 season also marked Illinois' first back-to-back 20 win seasons since 1951-52. The Illini would go on to record a total of nine consecutive 20-win seasons from 1983-91. Illinois advance to the NCAA Regional Finals before dropping a heart-breaking 54-51 loss to Kentucky on its home court causing the NCAA to put a rule in place not allowing a school to play in a tournament game on its home court.

The Illini started out the 1985 season ranked No. 1 nationally by Basketball Times in its preseason poll. Illinois made a return trip to the NCAA Tournament where the Illini advanced to the Sweet 16.

From 1984-87, Illinois' stingy defense ranked first in the Big Ten allowing only 54.9 points in 1984, 55.7 in 1985, 63.3 in 1986, and 70.2 in 1987. During that same 1984-87 period, Illinois also ranked first in field goal defense, and the Illini were first in three-point defense in 1987.

Junior college transfer Ken Norman highlighted the 1986 season as he set what was at the time a school record for single-season field-goal percentage (.641). The next season saw the addition of an outstanding group of young players to the roster. Guards Steve Bardo, Kendall Gill and Larry Smith joined forward Nick Anderson in a highly touted recruiting class. This group produced another 20-win season (23-8) and a trip to the NCAA Tournament, where Illinois was beaten 68-67 by Austin Peay in arguably the school's most shocking upset.

The 1988 season brought Henson his 500th career victory and laid the foundation for what would be an incredible history making season in 1989. The 1989 team may arguably have been the most talented team ever assembled at Illinois. The players known as the "Flying Illini," included all the important pieces of 1988 (Kenny Battle, Gill, Bardo, Lowell Hamilton, Anderson and Smith) as well as junior college All-American P.J. Bowman and former high school All-American Marcus Liberty.

The Fighting Illini won their first 16 games and were ranked No. 2 in the nation going into a nationally televised game against Georgia Tech, whom Illinois had already beaten, 80-75, at the Rainbow Classic in December. The Yellow Jackets led, 47-31, but Illinois managed to surge back to force overtime, eventually needing two extra periods to win the game. Along with the No. 1 ranking the next day came some bad news. Illinois' catalyst, Gill, had broken a bone in his foot and would miss the next 12 games. Hurt by the loss of Gill, Illinois lost three of the next four games and its No. 1 ranking. The Illini rallied to finish second in the Big Ten with a

14-4 record and with Gill back in the lineup, the Illini were awarded a No. 1 seed in the Midwest Region of the NCAA Tournament. After rolling to victories over McNeese State and Ball State at the Hoosier Dome, a power-packed regional in Minneapolis with Missouri, Louisville and Syracuse, stood in the way of Illinois' trip to the Final Four.

Louisville fell victim to Illinois, losing 83-69, which set up a regional final matchup with Syracuse. The Fighting Illini held off Syracuse to advance to the Final Four in Seattle where Illinois faced Michigan, a team it had beaten twice already in 1989, in the national semifinals. Despite Bartle's 29-point, 11-rebound effort, Illinois fell to eventual national champion Michigan, 83-81.

1990-99 (187-120)

Coming off the Final Four season, Illinois went 21-8 overall, 11-7 in the Big Ten in 1990. Gill, a senior, became the first player since Norman in 1987 to average 20 ppg and he was named a First-Team All-American by UPI. Gill led the Big Ten in scoring and was a finalist for the John Wooden Player of the Year Award. He was the fifth overall pick in the NBA draft that summer, going to the Charlotte Hornets.

Entering the 1991 season, Illinois, faced with the loss of Gill, Bardo and Liberty, who declared himself eligible for the NBA draft after his junior season, was picked to finish as low as ninth in the Big Ten by some publications. But, junior forward Andy Kaufmann burst onto the scene scoring 660 points, the second largest single-season total in Illinois history. He and the Illini proved the preseason expectations wrong by going 21-10 and finishing third in the Big Ten.

Illinois' consecutive 20-win season streak was snapped in 1992 when the Illini posted its first losing record in 14 years, going 13-15. After sitting out a season, Kaufmann returned for the 1992-93 campaign and helped lead Illinois to a 19-13 record

ILLINOIS

TIMELINE

1988

Lou Henson collects his 500th career coaching victory with a 75-65 win over Indiana on February 29th.

Illinois finishes the season 16th in the AP poll and 15th in the UPI poll.



Kendall Gill

1989

Illinois advances to the Final Four and finishes the year with a 31-5 record.

Illinois finishes the season 3rd in both the AP and UPI polls.

1994

Deon Thomas breaks a 13-year old school record and becomes the all-time leading scorer at Illinois.



1990

Kendall Gill leads the Big Ten in scoring with 20.4 ppg in league games.

Illinois finishes the season 18th in both the AP and UPI polls.



and trip to the NCAA Tournament. The following season, Illinois again advanced to the NCAA Tournament and in the process, senior Deon Thomas broke a 13-year old record and became the school's all-time leading scorer. Thomas scored his record-breaking 1,693rd point in the championship game of the Illini/Pepsi Classic against American University and he went on to finish his career with 2,129 points.

In 1994 a young upstart freshman, Kiwane Garris, would begin his assault on the all-time scoring list. He notched 446 points as a freshman and would be the catalyst on the Illini team over the next few years.

After advancing to the NCAA Tournament in 1995, Illinois extended its run on postseason play with a berth in the 1996 NIT. In 1996, the Illini started the season 11-1 before losing Garris to injury. Without its leader, the Illini dropped its first five Big Ten games. Garris returned, but was never 100 percent and junior forward Jerry Hester missed games with a severely sprained ankle. The Illini finished the 1996 season 18-13 overall, 7-11 in the Big Ten. But more importantly the 1996 season marked the end of the most successful era in Illinois basketball when Lou Henson announced his retirement before the end of the season. In his 21 years at Illinois, Henson notched 423 victories and guided the Illini to 11 NCAA Tournament appearances. The Okay, Okla. native coached Illinois to 11, 20-win seasons and finished his career as the third-winningest coach in Big Ten history with 214 league victories.

On March 21, 1996, a new era in Illinois basketball began when Director of Athletics Ron Guenther introduced Lon Kruger as the University's 14th men's basketball coach. Kruger came to Illinois from the University of Florida and carried a list of impressive credentials, including guiding Florida to the Final Four in 1994.

In his first year at Illinois, Kruger guided Illinois to a 22-10 record and the second round of the NCAA Tournament. Over the course of the season, Illinois defeated five ranked opponents, including No. 7 Minnesota, 96-90, at the Assembly Hall. Illinois also traveled to Bloomington and handed Indiana a 78-74 loss, the first win for Illinois at Assembly Hall in Bloomington since 1990.

During the course of the year, Garris etched his name in the Illinois record book with one of the best season performances by any Illini player in history. He finished his career second on the all-time scoring list with 1,948 points and set the single-season record for free throws made and attempted. Garris averaged 19.4 points and missed being the Big Ten's leading scorer by three one-hundredths of a point.

In 1998, Kruger did the unthinkable as he took a team picked to finish seventh in the Big Ten and guided the Illini to a share of its first Big Ten title since 1984. On the way to the league crown, Illinois went 5-0 against Indiana, Iowa and Michigan, marking the first time in school history the Illini had gone undefeated against those teams during the course of a season.

Illinois advanced to the second round of the NCAA Tournament after earning a No. 5 seed in the West Regional. The Illini defense was the Big Ten's best as Illinois finished the year first in scoring defense, field-goal defense and three-point defense in league games.

In October 1998, Illinois moved into a state-of-the-art basketball practice facility, the Richard T. Ubben Basketball Complex. The facility, which houses the coaches offices and practice gym, also features a weight room, training room, video review room, players' lounge and locker rooms.

The Illini closed out the 1999 season with an amazing run at the Big Ten Tournament title. After

entering the tournament as the 11th-seeded team, Illinois reeled off three straight victories over Top 25-ranked teams before losing in the championship game to second-ranked Michigan State. Illini freshman Cory Bradford was the Big Ten's Freshman of the Year and was also selected to the All-Tournament team.

• Big Ten grows to 11 teams with addition of Penn State in the 1990 season.

2000-06 (189-47)

In 2000, for the third time in four seasons, Illinois advanced to the NCAA Tournament, this time as a #4 seed. After defeating Penn in the opening round, the Illini season ended with a defeat to eventual national runner-up Florida. The Fighting Illini spent much of the season ranked in the Top 25, climbing as high as No. 15 in late December. An early three-game losing streak in Big Ten play put the Illini in a hole to start league play at 1-3. But, Illinois went on to win 10 of the last 12 league games before finishing second in the Big Ten Tournament. Cory Bradford earned second-team All-Big Ten honors after leading Illinois in scoring and the Big Ten in three-point field goals. Forward Brian Cook was named Co-Freshman of the Year in the league and earned All-Tournament honors with strong play in the Big Ten Tournament.

In May 2000, Kruger left Illinois to become head coach of the NBA's Atlanta Hawks. Bill Self was named Illinois' 15th head men's basketball coach on June 9, 2000. Self came to Illinois from Tulsa where he had led the Golden Hurricane to consecutive NCAA Tournament appearances, including a 32-5 record and tournament run to the regional finals in 2000.

Self's first season at Illinois was memorable. The Illini were ranked in the Top 10 the entire season and tied for the Big Ten Championship with Michigan State before earning a No. 1 seed in the NCAA

ALL-AMERICANS

1915	Ray Woods - G, 1st (Helms)	1954	John (Red) Kerr - C, 2nd (Helms), 3rd (Look, AP, UP), 4th (Con)	1972	Nick Weatherspoon - F, HM (Con)
1916	Ray Woods - G, 1st (Helms)			1973	Nick Weatherspoon - F, 1st (CASF, Helms), HM (Con)
1917	Ray Woods - G, 1st (Helms) Chuck Alwood - C, 1st (Helms)	1955	Bill Ridley - G, HM (AP, Con) Paul Judson - G, HM (INS, Con) George BonSalle - G, HM (Con)	1974	Jeff Dawson - G, HM (Con)
1918	Earl Anderson - F, 1st (Helms)			1975	Rick Schmidt - F, HM (Con)
1920	Chuck Carney - F, 1st (Helms)	1956	Paul Judson - G, 2nd (Con), 3rd (NABC, UP, NEA), HM (INS) Bill Ridley - G, 2nd (Con), 3rd (NABC, UP, AP) Bruce Brothers - F, HM (Con) Harv Schmidt - F, HM (Con)	1977	Audie Matthews - G, HM (Con) Levi Cobb - F, HM (Con)
1922	Chuck Carney - F, 1st (Helms)			1983	Derek Harper - G, 2nd (AP, Con), 3rd (BN)
1937	Harry Combes - F, 2nd (Omaha)	1957	Harv Schmidt - F, 2nd (Con) George BonSalle - C, 2nd (NABC), HM (Con) Don Ohl - G, HM (AP, Con)	1984	Bruce Douglas - G, 3rd (UPI)
1938	Lou Boudreau - F, 1st (MSG) Louis (Pick) Dehner - C, 3rd (Con)	1958	Don Ohl - G, 2nd (Con), 3rd (Helms) Govoner Vaughn - F, HM (Con)	1987	Ken Norman - F, 2nd (AP, BW, SN, K), 3rd (BT, NABC), HM (UPI)
1939	Louis (Pick) Dehner - C, 1st (MSG), 3rd (Con)	1959	Roger Taylor - G, HM (Con)	1988	Nick Anderson - F, HM (SN) Kenny Battle - F, HM (SN)
1940	Bill Hapac - F, 1st (Helms, Con)	1960	Mannie Jackson - G, HM (Con) Govoner Vaughn - F, HM (Con)	1989	Nick Anderson - F, HM (AP, UPI, SN) Kenny Battle - F, HM (AP, UPI, SN) Kendall Gill - G, HM (SN)
1942	Andy Phillip - F, 1st (Helms), 2nd (PM), 3rd (Con) Jack Smiley - G, HM (SN) Art Mathisen - C, HM (SN) Ken Menke - F, HM (SN, Con) Gene Vance - G, HM (SN)	1961	Dave Downey - F, HM (Con) John Wessels - C, HM (Con)	1990	Kendall Gill - G, 1st (UPI), 2nd (BKW), 3rd (AP, SN, NABC)
1943	Andy Phillip - F, 1st (Con, PM, Helms, SN, AP, UP, NEA, Look) Jack Smiley - G, 3rd (Con) Art Mathisen - C, HM (Con) Gene Vance - G, HM (Con)	1962	Dave Downey - F, HM (Con) Bill Burwell - C, HM (Con)	1994	Deon Thomas - F/C, HM (AP)
1944	Walt Kirk - G, HM (Con)	1963	Dave Downey - F, 1st (Helms), 2nd (Con), HM (AP) Bill Small - F/G, HM (Con)	2001	Frank Williams - G, 1st (W), 3rd (AP, NABC) Cory Bradford - G, HM (AP)
1945	Walt Kirk - G, 1st (Helms, Con), 2nd (AM), HM (Con)	1964	Tal Brody - G, HM (SN, Con) Duane (Skip) Thoren - C, HM (Con)	2002	Frank Williams - G, 2nd (NABC), HM (AP)
1946	Jack Burmaster - G, HM (SN) Bob Doster - F, HM (SN)	1965	Duane (Skip) Thoren - C, 1st (Helms), 2nd (AP, Con), 3rd (UPI, BN, NABC) Bogie Redmon - F, HM (Con) Tal Brody - G, 1st (Helms), 2nd (SN, Con)	2003	Brian Cook - F, 2nd (SN), 3rd (AP, NABC, BT)
1947	Andy Phillip - F-G, 1st (True, NABC), HM (Con) Jack Smiley - G, 3rd (Helms), HM (Con) Gene Vance - G, HM (Con)	1966	Don Freeman - F, 1st (Helms), 2nd (Con, BN), HM (UPI) Rich Jones - F, HM (Con)	2004	Dee Brown - G, HM (AP)
1948	Dwight (Dike) Eddleman - F, 2nd (AP), 3rd (Con, True) Jack Burmaster - G, HM (Con)	1967	Jim Dawson - G, HM (Con) Dave Scholz - C, HM (Con)	2005	Dee Brown - G, 1st (W, BW, SN), 2nd (AP, NABC, BT) Luther Head - G, 2nd (AP, NABC, BW) Deron Williams - G, 1st (W), 2nd (NABC, SN), 3rd (AP)
1949	Bill Erickson - G, 1st (Helms, Col, NABC), 3rd (SN, UP), 4th (Con) Dwight (Dike) Eddleman - F, 1st (Con), 2nd (AP, UP)	1968	Dave Scholz - C, 1st (Helms), HM (Con)	2006	Dee Brown - G, 1st (W), 2nd (BW, AP, NABC)
1950	Bill Erickson - G, HM (Con)	1969	Dave Scholz - C, 1st (Helms), 3rd (AP), HM (Con)		
1951	Don Sunderlage - G, 2nd (Helms, SN), 3rd (UP, Con), HM (AP) Ted Beach - F, HM (Con) Rod Fletcher - G, HM (Con)	1970	Mike Price - G, HM (Con)		
1952	Rod Fletcher - G, 1st (Look, Con, Helms), 2nd (AP, UP, INS, NABC, Col, Ath) John (Red) Kerr - C, HM (AP, UP, Con) Irv Bemoras - F, HM (UP, Con) Jim Bredar - G, HM (UP, Con) Bob Peterson - C, HM (UP)				
1953	Irv Bemoras - F, 2nd (Con, Helms, Look), HM (AP) Jim Bredar - G, 2nd (Con, Helms, Look, INS), 3rd (AP) John (Red) Kerr - C, HM (AP, INS, Con)				

Dee Brown had a legendary career at the University of Illinois. As a junior in 2005, Brown was *The Sporting News* National Player of the Year, a consensus First-Team All-American, and both the Big Ten Player of the Year and Big Ten Defensive Player of the Year. As a senior in 2006, Brown was a consensus Second-Team All-American and won the Bob Cousy Award as the nation's top point guard (pictured, right) as well as the Frances Pomeroy Naismith Award as the nation's top player 6-feet tall and under.



CONSENSUS FIRST-TEAM ALL-AMERICANS


1940	Bill Hapac
1942	Andy Phillip
1943	Andy Phillip
1945	Walt Kirk
1952	Rod Fletcher
2005	Dee Brown

CONSENSUS SECOND-TEAM ALL-AMERICANS

1947	Andy Phillip
1949	Bill Erickson
1987	Ken Norman
1990	Kendall Gill
2005	Luther Head
2005	Deron Williams
2006	Dee Brown

ACADEMIC ALL-AMERICANS

Voted by College Sports Information Directors of America



Rob Judson was an academic All-American in 1979.

1965	Tal Brody - G, 2nd
1967	Jim Dawson - G, 2nd
	Dave Scholz - C, HM
1968	Dave Scholz - C, 1st
1969	Denny Pace - G/F, 3rd
1970	Rick Howat - G, 3rd
1971	Rick Howat - G, 1st
1974	Rick Schmidt - F, 1st
	Jeff Dawson - G, 2nd
1975	Rick Schmidt - F, 1st
1976	Otho Tucker - G, 3rd
1979	Rob Judson - G, 4th
	Steve Lanter - G, 4th

HELMS FOUNDATION NATIONAL PLAYER OF THE YEAR

1917	Ray Woods
1922	Chuck Carney

THE SPORTING NEWS NATIONAL PLAYER OF THE YEAR

2005	Dee Brown
------	-----------

BOB COUSY AWARD

(Nation's top point guard)

2006	Dee Brown
------	-----------

FRANCES POMEROY NAISMITH AWARD

(Nation's top player 6-feet and under)

2006	Dee Brown
------	-----------

FINAL FOUR ALL-TOURNAMENT TEAMS

1952	James Bredar
	John Kerr
2005	Luther Head
	Deron Williams

NCAA ALL-REGIONAL TEAMS

1963	Dave Downey
1984	Bruce Douglas
1985	Doug Altenberger
1989	Nick Anderson (Most Outstanding Player)
	Kenny Battle
	Kendall Gill
2001	Robert Archibald
2005	Deron Williams (Most Outstanding Player)
	Luther Head

NCAA ALL-DECADE TEAM

1940s	Dike Eddleman
-------	---------------

USA BASKETBALL INTERNATIONAL CHAMPIONSHIPS

Olympics: Ron Bontemps (Gold, 1952)

World Championships: Tal Brody (Gold, 1967 & 1970), Rick Schmidt (Bronze, 1974), Kiwane Garris (Bronze, 1998)

Pan American Games: George BonSalle (Gold, 1959)

World University Games: Craig Tucker (Gold, 1979), Jerry Hester (Gold, 1997), Cory Bradford (Gold, 1999)

Junior World Championship: Brian Cook (2000), Dee Brown (2003), Deron Williams (2003)

Young Men's World Championship Qualifying Team: Brian Cook (2001), Dee Brown (2002), Deron Williams (2002)

PLAYBOY PRESEASON ALL-AMERICANS

1984-85, 85-86	Efrem Winters
1989-90	Kendall Gill
2001-02	Frank Williams
2003-04	Dee Brown
2004-05	Deron Williams
2005-06	Dee Brown

ILLINOIS WOODEN AWARD NOMINEES

The John Wooden Award, first awarded in 1976, is presented annually to an outstanding basketball player. The award, named after the famous UCLA coach is sponsored by the Los Angeles Athletic Club. Twelve candidates are selected by the club's National Advisory board, according to the award's criteria, which includes a 2.0 cumulative grade point average. The winner is selected by votes from 1,000 sportscasters and writers from each of the 50 states.

1987	Ken Norman
1990	Kendall Gill
2001	Frank Williams
2002	Frank Williams
2003	Brian Cook
2004	Dee Brown
2005	Dee Brown
	Deron Williams
2006	Dee Brown

KEY TO ABBREVIATIONS

AP	Associated Press
Arg	Argosy
Ath	Athletic Publications
BN	Basketball News
BT	Basketball Times
BKW	Basketball Weekly
BW	Basketball Writers of America
Col	Colliers
Con	Converse
CSAF	Citizens Savings Athletic Foundation
Helms	Helms Foundation
INS	International News Service
K	Kodak
Look	Look Magazine
MSG	Madison Square Garden
NABC	National Association of Basketball Coaches
NEA	Newspaper Enterprise Association
Omaha	Omaha World Newspaper
PM	Pic Magazine
SN	Sporting News
True	True Magazine
UP	United Press
W	Wooden
1st	First Team
2nd	Second Team
3rd	Third Team
HM	Honorable Mention

ALL-BIG TEN

1911	Louis Bernstein - F, 2nd Emmet Poston - F, 3rd	1930	Douglas Mills - G, 1st Charles Harper - F, 2nd
1914	Dudley Crane - G, 2nd	1931	Charles Harper - F, 2nd Caslon Bennett - C, 3rd
1915	Ray Woods - G, 1st Edward Williford - F, 2nd Frank Bane - C, 2nd Sven Duner - G, 2nd Ralf Woods - R, 3rd	1932	Hudson Hellmich - F, 2nd
1916	Ray Woods - G, 1st Ralf Woods - F, 2nd Clyde Alwood - C, 3rd	1933	Caslon Bennett - C, 2nd
1917	Clyde Alwood - C, 1st Ralf Woods - F, 2nd Ray Woods - G, 2nd	1934	Frank Froschauer - F, 1st
1918	Earl Anderson - F, 1st	1935	Frank Froschauer - F, 2nd Robert Riegel - C, 2nd
1919	Paul Taylor - G, 3rd	1936	Harry Combes - G/F, 2nd
1920	Charles Carney - G, 1st	1937	Harry Combes - F, 1st Robert Riegel - C, 2nd
1921	Charles Vail - G, 3rd	1938	Louis Dehner - C, 2nd
1922	Charles Carney - F, 1st John Sabo - G, 2nd	1939	Louis Dehner - C, 1st Bill Hapac - F, 2nd
1924	Leland Stilwell - C, 1st Glenn Potter - F, 2nd	1940	Bill Hapac - F, 1st
1925	Russell Daugherty - F, 1st	1941	Bill Richmond - G, 1st (AP)
1926	Leonard Haines - G, 1st	1942	Andy Phillip - G/F, 1st (AP, UPI, INS) Gene Vance - G, 1st (INS), HM (AP, UPI) Ken Menke - F, 2nd (UPI, INS), HM (AP) Jack Smiley - F, 2nd (INS), HM (AP) Vic Wukovits - G, 2nd (AP)
1927	Russell Daugherty - F, 1st	1943	Andy Phillip - G/F, 2nd (AP, UPI, INS) Gene Vance - G, 1st (AP, UPI, INS) Jack Smiley - F, 1st (AP, UPI, INS) Art Mathisen - C, 1st (AP, INS), 2nd (UPI) Ken Menke - F, HM (AP, UPI, INS)
1929	John How - F, 2nd Douglas Mills - G, 2nd		

1945	Walt Kirk, Jr. - G, 1st (AP, UPI, INS)
1946	Jack Burmaster - G, 2nd (AP, UPI, INS) Bob Doster - F, 2nd (AP, UPI, INS)
1947	Jack Smiley - G, 2nd (AP, UPI, INS) Gene Vance - G, 2nd (AP, UPI, INS) Andy Phillip - G/F, HM (AP)
1948	Dwight (Dike) Eddleman - F, 1st (AP), 2nd (UPI) Jack Burmaster - G, 2nd (AP)
1949	Bill Erickson - G, 1st (AP, UPI, INS) Dwight (Dike) Eddleman - F, 2nd (AP, UPI, INS) Jim Marks - F, HM (AP, UPI, INS)
1950	Wally Osterkorn - F/C, 2nd (AP, UPI, INS) Bill Erickson - G, 2nd (UPI), HM (AP, INS)
1951	Don Sunderlage - G, 1st (AP, UPI, INS) Rod Fletcher - G, 2nd (AP, UPI, INS) Clive Follmer - F, HM (AP) Bob Peterson - C, HM (AP)
1952	Rod Fletcher - G, 1st (AP, UPI) Irv Bemoras - F, 2nd (AP, UPI) John (Red) Kerr - C, 2nd (UPI), HM (AP) Jim Bredar - G, HM (AP) Clive Follmer - F, HM (AP) Bob Peterson - C, HM (AP)
1953	Irv Bemoras - F, 1st (AP, UPI) Jim Bredar - G, 2nd (AP, UPI) John (Red) Kerr - C, 2nd (AP, UPI) John (Red) Kerr - C, 1st (AP, UPI)
1954	John (Red) Kerr - C, 1st (AP, UPI)
1955	Paul Judson - G/F, 1st (UPI), 2nd (AP) Bill Ridley - G, HM (UPI)
1956	Paul Judson - G/F, 1st (AP, UPI, INS) George BonSalle - C, 1st (UPI), 2nd (AP), HM (INS) Bill Ridley - G, 1st (AP), 2nd (UPI)
1957	Don Dhl - G, 1st (AP, UPI) Harv Schmidt - F, 2nd (AP, UPI) Roger Taylor - G, HM (AP, UPI)
1958	Don Ohl - G, 1st (AP, UPI)
1959	Roger Taylor - G, 2nd (AP, UPI) Mannie Jackson - G, HM (AP) Govoner Vaughn - F, HM (AP) John Wessels - C, HM (AP)
1960	Mannie Jackson - G, 2nd (UPI), 3rd (AP) Govoner Vaughn - F, 2nd (AP), 3rd (UPI)
1961	Dave Downey - F, 2nd (AP, UPI) Jerry Colangelo - G, HM (AP) Bill Burwell - C, HM (AP, UPI)
1962	Dave Downey - F, 2nd (AP, UPI) Bill Small - F/G, 3rd (AP, UPI) Bill Burwell - C, HM (AP) Jerry Colangelo - G, HM (AP)
1963	Dave Downey - F, 1st (AP, UPI) Bill Small - F/G, 2nd (AP, UPI) Tal Brody - G, HM (AP) Bill Burwell - C, HM (AP) Bob Starnes - G, HM (AP)
1964	Tal Brody - G, 2nd (UPI), 3rd (AP) Duane (Skip) Thoren - C, 2nd (UPI), 3rd (AP)

ACADEMIC ALL-BIG TEN SELECTIONS



Brian Randle earned Academic All-Big Ten honors last year. Randle has a 3.33 GPA and is majoring in agricultural finance.

1965	Tal Brody, G
1967	Dave Scholz, C
1968	Dave Scholz, C
1969	Denny Pace, G/F Dave Scholz, C
1970	Rick Howat, G
1971	Rick Howat, G
1973	Jeff Dawson, G Otho Tucker, G
1974	Rick Schmidt, F
1975	Rick Schmidt, F
1976	Otho Tucker, G
1979	Rob Judson, G
1980	Rob Judson, G
1982	Bryan Leonard, F
1983	Bryan Leonard, F
1986	Jens Kujawa, C
1988	Jens Kujawa, C
1990	P.J. Bowman, G
1993	Tom Michael, F
1994	Tom Michael, F
1995	Steve Roth, C
1996	Brian Johnson, F
1997	Brian Johnson, F
1998	Brian Johnson, F
2000	Nate Mast, G
2001	Nate Mast, G Sean Harrington, G Sean Harrington, G
2002	Nick Smith, C
2003	Sean Harrington, G Nick Huge, G Nick Smith, C
2004	Nick Smith, C Jack Ingram, C/F James Augustine, C Dee Brown, G
2005	Dee Brown, G Jack Ingram, C/F Nick Smith, C
2006	Brian Randle, F

ALL-BIG TEN / BIG TEN HONORS

1965 Tal Brody - G, 1st (UPI), 2nd (AP)
 Duane (Skip) Thoren - C, 1st (AP),
 2nd (UPI)
 Don Freeman - F, 3rd (UPI)

1966 Don Freeman - F, 1st (AP, UPI)
 Rich Jones - F, 3rd (UPI)
 Jim Dawson - G, HM (AP)

1967 Jim Dawson - G, 1st (UPI), 2nd (AP)
 Dave Scholz - C, 2nd (UPI), HM (AP)

1968 Dave Scholz - F, 1st (AP), 2nd (UPI)
 Greg Jackson - C, 2nd (AP)
 Randy Crews - F, HM (AP)
 Jodie Harrison - G, HM (AP)
 Mike Price - G, HM (AP)

1970 Rick Howat - G, HM (AP)
 Mike Price - G, HM (AP, UPI)

1971 Rick Howat - G, 2nd (AP, UPI)

1972 Nick Weatherspoon - F, HM (AP, UPI)
 Jim Drelle - G, HM (AP, UPI)

1973 Nick Weatherspoon - F, 1st (AP, UPI)
 Jeff Dawson - G, 3rd (UPI)

1975 Rick Schmidt - F, HM (AP)

1976 Rich Adams - F, HM (AP, UPI)

1977 Rich Adams - C, HM (AP)
 Audie Matthews - G, HM (AP)

1978 Audie Matthews - G, HM (AP)
 Mark Smith - F, HM (AP)

1979 Mark Smith - G, 2nd (AP)
 Neil Bresnahan - F, HM (AP, UPI)
 Derek Holcomb - C, HM (AP)
 Eddie Johnson - F, HM (AP)

1980 Eddie Johnson - F, 2nd (AP, UPI)
 Mark Smith - F, HM (AP, UPI)

1981 Eddie Johnson - F, 1st (AP, UPI)
 Mark Smith - F, HM (AP, UPI)
 Derek Holcomb - C, HM (AP, UPI)
 Derek Harper - G, HM (AP, UPI)
 Craig Tucker - G, HM (AP, UPI)
 Perry Range - G, HM (AP)

1982 Craig Tucker - G, 2nd (UPI), HM (AP)
 James Griffin - C, 3rd (UPI), HM (AP)
 Perry Range - G, HM (AP)
 Derek Harper - G, HM (AP)

1983 Derek Harper - 1st, (AP, UPI)
 Anthony Welch - F, HM (AP, UPI)
 Bruce Douglas - G, HM (AP)

1984 Bruce Douglas - G, 1st (AP, UPI)
 Efrem Winters - F, 1st (UPI), HM (AP)
 George Montgomery - C, 2nd (UPI),
 HM (AP)
 Doug Altenberger - F, HM (AP, UPI)
 Quinn Richardson - G, HM (AP, UPI)

1985 Bruce Douglas - G, 2nd (AP), HM (UPI)
 Efrem Winters - F, 3rd (UPI), HM (AP)
 Anthony Welch - F, 3rd (UPI), HM (AP)
 Doug Altenberger - G, HM (AP, UPI)
 Scott Meents - C, HM (AP)

1986 Ken Norman - F, 1st (AP, UPI)
 Bruce Douglas - G, 2nd (AP), 3rd (UPI)
 Efrem Winters - F, HM (UPI, AP)
 Anthony Welch - F, HM (AP)

1987 Tony Wysinger - G, HM (AP)
 Ken Norman - F, 1st (AP, UPI)
 Doug Altenberger - G, 3rd (AP), HM (UPI)
 Tony Wysinger - G, HM (UPI, AP)
 Lowell Hamilton - F, HM (UPI)

1988 Nick Anderson - F, 2nd (AP, UPI)
 Kenny Battle - F, 3rd (UPI), HM (AP)

1989 Nick Anderson - F, 1st (AP, UPI)
 Kenny Battle - F, 2nd (AP, UPI)
 Kendall Gill - G, HM (AP)
 Lowell Hamilton - F/C, HM (AP)

1990 Stephen Bardo - G, 3rd (UPI)
 Kendall Gill - G, 1st (AP, UPI)
 Marcus Liberty - F, 3rd (AP, UPI)

1991 Andy Kaufmann - F, 2nd (AP) 3rd (UPI)
 Larry Smith - G, 2nd (UPI), 3rd (AP)
 Deon Thomas - F, 3rd (AP, UPI)

1992 Rennie Clemons - G, HM (Coaches)
 Tom Michael - F, HM (Media)
 Deon Thomas - F/C, 2nd (C & M)

1993 Deon Thomas - F/C, 2nd (C & M)
 Andy Kaufmann - F, HM (C & M)
 Rennie Clemons - G, HM (C & M)

1994 Deon Thomas - F/C, 2nd (C & M)
 Kiwane Garris - G, HM (media)

1995 Kiwane Garris - G, 2nd (C) 3rd (M)
 Shelly Clark - C, HM (C & M)

1996 Kiwane Garris - G, 1st (C), 2nd (M)
 Bryant Notre - F, HM (C)

1997 Kiwane Garris - 1st, (C & M)
 Chris Gandy - F, HM (C & M)

1998 Kevin Turner - G, 1st (C & M)
 Jerry Hester - F, 3rd (C & M)
 Matt Heldman - G, HM (C & M)

1999 Cory Bradford - G, 3rd (C)

2000 Cory Bradford - G, 2nd (C & M)

2001 Frank Williams - G, 1st (C & M)
 Brian Cook - F, 2nd (M), 3rd (C)
 Marcus Griffin - C, 3rd (C), HM (M)
 Cory Bradford - G, HM (M)

2002 Frank Williams - G, 1st (C & M)
 Brian Cook - F, 2nd (C & M)
 Robert Archibald - C, 3rd (C), HM (M)

2003 Brian Cook - F, 1st (C & M)
 Dee Brown - G, 2nd (M), 3rd (C)
 Deron Williams - G, 1st (C & M)

2004 Dee Brown - G, 2nd (C & M)
 James Augustine - C, HM (C & M)
 Roger Powell - F, HM (C & M)

2005 Dee Brown - G, 1st (C & M)
 Luther Head - G, 1st (C & M)
 Deron Williams - G, 1st (C & M)
 James Augustine - C, 3rd (C & M)
 Roger Powell - F, HM (C & M)

2006 Dee Brown - G, 1st (C & M)
 James Augustine - F, 1st (C), 2nd (M)

BIG TEN HONORS

Big Ten Player of the Year

1984 Bruce Douglas (co), UPI
 Frank Williams,
 Coaches & Media

2003 Brian Cook,
 Coaches & Media

2005 Dee Brown,
 Coaches & Media

Big Ten Defensive Player of the Year

1985 Bruce Douglas
 1986 Bruce Douglas
 1989 Stephen Bardo
 2005 Dee Brown

Big Ten Freshman of the Year

1999 Cory Bradford
 2000 Brian Cook (Co)

Big Ten All-Freshman Team

2003 James Augustine
 Dee Brown
 2006 Jamar Smith

Big Ten All-Defensive Team

2006 Brian Randle



Deron Williams earned back-to-back First-Team All-Big Ten honors in 2004 and 2005.

ILLINOIS HONORS

KENNY BATTLE AWARD

The Kenny Battle Award honors the former Fighting Illini forward who was known for his tremendous amount of effort exerted in games, as well as practices. The winner is chosen by the players and the coaches.

1989	Kendall Gill
1990	P.J. Bowman
1991	Andy Kpedi
1992	Rennie Clemons
1993	Tom Michael
1994	Jerry Hester
1995	Jerry Hester
1996	Bryan Notree, Matt Heldman
1997	Herb Caldwell
1998	Brian Johnson
1999	Victor Chukwudebe
2000	Nate Mast
2001	Nate Mast
2002	Cory Bradford
2003	Jerrance Howard
2004	Jerrance Howard
2005	Roger Powell, Fred Nkemdi
2006	Dee Brown

MATTO AWARD

The Matto Award honors former Fighting Illini guard Matt Heldman, who was killed in a car accident in 1999.

2002	Lucas Johnson
2003	Dee Brown
2004	Dee Brown
2005	Dee Brown
2006	Dee Brown

LOU HENSON COURAGE AWARD

The Lou Henson Courage Award began in 2004 as a tribute to former Illini Coach Lou Henson, who showed courage, attitude and determination in his fight against cancer. The award goes to the player who takes the most charges during the season.

2004	Roger Powell
2005	Roger Powell
2006	Brian Randle

MOST IMPROVED PLAYER

2004	Luther Head
2005	Jack Ingram
2006	Rich McBride

ILLINI REBOUNDERS AWARD

This award that goes to the team's leading rebounder began in 2003 and is sponsored by the Rebounder's Club, the Illini basketball support group.

2003	Brian Cook
2004	James Augustine
2005	James Augustine
2006	James Augustine

SILVER BASKETBALL TROPHY WINNERS

The Silver Basketball Trophy is given each year by the *Chicago Tribune* to the Most Valuable Player in the Big Ten Conference. Illinois has had seven players receive this award, most recently Dee Brown in 2005. Prior to the Silver Basketball Trophy, Andy Phillip was named Most Valuable Player in 1943.

1949	Dike Eddleman, F	1967	Jim Dawson, G	2005	Dee Brown, G
1954	John Kerr, C	2001	Frank Williams, G		
1951	Don Sunderlage, G	2003	Brian Cook, F		



Three of the last six *Chicago Tribune* Silver Basketball Trophies have been won by Illini players Frank Williams (2001), Brian Cook (2003) and Dee Brown (2005).

BIG TEN MEDAL OF HONOR

In 1914, the Big Ten Conference endowed a Medal of Honor, to be awarded annually at each institution to the student demonstrating proficiency in scholarship and academics. Since 1982, a female athlete from each institution has also been awarded the Conference Medal of Honor. In the 92-year history of the award, 15 Fighting Illini basketball players have earned the award, including Edward A. Williford, the University of Illinois' first recipient of the award. There has been one father-son UI Medal of Honor duo, Lee Sentman (track in 1931 and his son Lee Sentman III (fencing) in 1958. The following is the list of Illinois basketball players who have won the Big Ten Medal of Honor:

1915	Edward A. Williford	1945	Donald Delaney
1917	Clyde Godel Alwood	1949	T. Dwight Eddleman
1920	John B. Felmley	1953	Clive Follmer
1923	Otto H. Vogel	1963	David J. Downey
1924	Walter Roettger	1965	G. Bogie Redmon
1937	Harry Combes	2005	Jack Ingram
1942	William Hocking	2006	Dee Brown
1943	Edwin S. Parker		

UNIVERSITY OF ILLINOIS ATHLETES OF THE YEAR

The University of Illinois Athlete of the Year was first given in 1940. The award was given annually until it was discontinued in 1973. There were no awards given until 1982, when the Big Ten began a Conference Athlete of the Year, in which each school nominated a male and female athlete. Since 1982, Illinois has recognized a male and female Athlete of the Year. In 1993, the awards were renamed the Dike Eddleman Athlete of the Year awards in honor of the 11-time UI letterman and Olympian. Over the years, 16 basketball players have earned the distinction of Illinois Athlete of the Year.

1940	Bill Hapac	1949	Dike Eddleman	1969	Dave Scholz
1941	John Drish	1951	Don Sunderlage	1970	Mike Price
1942	Andy Phillip	1953	Clive Follmer	1990	Kendall Gill
1943	Andy Phillip	1955	Paul Judson	2005	Deron Williams
1945	Walt Kirk	1967	Jim Dawson		
1948	Dike Eddleman	1968	Dave Scholz		

ILLINOIS HONORS

ILLINOIS MVPS

1941	Bob Richmond, Sr.	G
1942	Andy Phillip, So.	F
1943	Andy Phillip, Jr.	F
1944	Stan Patrick, Sr.	F
1945	Walton Kirk, Jr.	G
1946	Bob Doster, Jr.	F
1947	Jack Smiley, Sr.	G
1948	Jack Burmaster, Sr.	G
1949	Dike Eddleman, Sr.	F
1950	Wally Osterkorn, Sr.	C
1951	Don Sunderlage, Sr.	G
1952	Rod Fletcher, Sr.	G
1953	Irv Bemoras, Sr.	F
1954	John Kerr, Sr.	C
1955	Paul Judson, Jr.	G
1956	Bruce Brothers, Sr.	F
1957	Harv Schmidt, Sr.	F
1958	Don Ohl, Sr.	G
1959	Roger Taylor, Sr.	G
1960	Govoner Vaughn, Sr.	F
1961	Dave Downey, So.	F
1962	Dave Downey, Jr.	F
1963	Dave Downey, Sr.	F
1964	Skip Thoren, Jr.	C
1965	Skip Thoren, Sr.	C
1966	Don Freeman, Sr.	F
1967	Jim Dawson, Sr.	G
1968	Dave Scholz, Jr.	C
1969	Dave Scholz, Sr.	F
1970	Mike Price, Sr.	G
1971	Rick Howat, Sr.	G
1972	Nick Weatherspoon, Jr.	F
1973	Nick Weatherspoon, Sr.	F
1974	Rick Schmidt, Jr.	F
1975	Rick Schmidt, Sr.	F
1976	Nate Williams, Sr.	G
1977	Audie Matthews, Jr.	G
1978	Audie Matthews, Sr.	G
1979	Mark Smith, So.	G
1980	Eddie Johnson, Jr.	F
1981	Eddie Johnson, Sr.	F
1982	James Griffin, Sr.	C
	Perry Range, Sr.	G
1983	Derek Harper, Jr.	G
1984	Bruce Douglas, So.	G
	Quinn Richardson, Sr.	G
1985	Doug Altenberger, Jr.	G
1986	Ken Norman, Jr.	F
1987	Ken Norman, Sr.	F
1988	Nick Anderson, So.	F
	Kenny Battle, Jr.	F
1989	Nick Anderson, Jr.	F
1990	Kendall Gill, Sr.	G
1991	Andy Kpedi, Sr.	C
1992	Deon Thomas, So.	F/C
1993	Deon Thomas, Jr.	F/C
1994	Deon Thomas, Sr.	F/C
1995	Kiwane Garris, So.	G
1996	Kiwane Garris, Jr.	G
1997	Kiwane Garris, Sr.	G
1998	Jerry Hester, Sr.	F
	Kevin Turner, Sr.	G
1999	Cory Bradford, Fr.	G

2000	Cory Bradford, So.	G
2001	Frank Williams, So.	G
2002	Frank Williams, Jr.	G
2003	Brian Cook, Sr.	F
2004	Deron Williams, So.	G
2005	Dee Brown, Jr.	G
	Luther Head, Sr.	G
	Deron Williams, Jr.	G
2006	Dee Brown, Sr.	G

ILLINOIS TEAM CAPTAINS

1906	Elected each game
1907	Hebert Juul
1908	Maurice Dadant
1909	Henry Popperfuss
1910	Carl Watson
1911	Louis Bernstein
1912	William Woolston
1913	Homer Dahringer
1914	Edward Williford
1915	Sven Duner
1916	Ray Woods
1917	Clyde Alwood
1918	George S. Halas
1919	Bert Ingwersen
1920	Kenneth Wilson
1921	Charles Vail
1922	Charles Carney
1923	Norton Hellstrom
1924	Glenn Potter
1925	John Mauer
1926	Leonard Haines
1927	Russell Daugherty
1928	Everett Olson
1929	Ernes Dorn
1930	Doug Mills
1931	Charles Haper
1932	Elbert Kamp
1933	William Owen
1934	Hudson Hellmich
1935	Frank Froschauer
1936	Howard Braun
1937	Robert Riegel
1938	Lou Boudreau
1939	Tom Nisbet
1940	William Hapac
1941	John Drish
1942	William Hocking
1943	Arthur Mathisen
1944	Selected each game
1945	Selected each game
1946	Walton Kirk, Jr.
1947	Selected each game
1948	Jack Burmaster
1949	Dike Eddleman
1950	William Erickson
1951	Donald Sunderlage
1952	Rodney Fletcher
1953	Jim Bredar
1954	John Kerr
1955	Selected each game
1956	Paul Judson
1957	Harv Schmidt
1958	John Paul

1959	Roger Taylor
1960	Mannie Jackson
1961	Selected each game
1962	Jerry Colangelo
1963	Bob Starnes
1964	Bill Edwards
1965	Skip Thoren
1966	Don Freeman
1967	Jim Dawson
1968	Ben Louis
1969	Dave Scholz
1970	Mike Price, Randy Crews
1971	Rick Howat, Fred Miller
1972	Jim Krelle
1973	Nick Weatherspoon
1974	Jeff Dawson
1975	Rick Schmidt
1976	Selected each game
1977	Audie Matthews
1978	Audie Matthews
1979	Larry Lubin
1980	Levi Cobb, Neil Bresnahan
1981	Derek Holcomb, Eddie Johnson, Mark Smith
1982	James Griffin, Perry Range, Craig Tucker
1983	Kevin Bontemps, Derek Harper, Bryan Leonard
1984	Quinn Richardson
1985	George Montgomery
1986	Bruce Douglas, Efrem Winters
1987	Doug Altenberger, Ken Norman, Tony Wysinger
1988	Glynn Blackwell, Jen Kujawa
1989	Kenny Battle, Lowell Hamilton
1990	Kendall Gill, Stephen Bardo
1991	Andy Kpedi, Larry Smith
1992	Tom Michael, Deon Thomas
1993	Tom Michael, Deon Thomas
1994	Tom Michael, Deon Thomas, T. J. Wheeler
1995	Robert Bennett, Shelly Clark
1996	Richard Keene, Kiwane Garris, Jerry Hester
1997	Herb Caldwell, Chris Gandy, Kiwane Garris
1998	Jerry Hester, Brian Johnson, Matt Heldman
1999	Victor Chukwudebe
2000	Victor Chukwudebe
2001	Sergio McClain, Marcus Griffin
2002	Cory Bradford, Frank Williams
2003	Brian Cook, Sean Harrington, Jerrance Howard
2004	Dee Brown, Jerrance Howard, Deron Williams
2005	Dee Brown, Luther Head, Deron Williams
2006	James Augustine, Dee Brown, Brian Randle

ILLINOIS' ALL-TIME NBA DRAFT LIST

Rich Adams (San Antonio, 4th Round, 1978)
 Doug Altenberger (Chicago, 6th Round, 1987)
Nick Anderson (Orlando, 1st Round-No. 11, 1989)
 Robert Archibald (Memphis, 2nd Round, 2002)
 James Augustine (Orlando, 2nd Round, 2006)
 Steve Bardo (Atlanta, 2nd Round, 1990)
Kenny Battle (Detroit, 1st Round-No. 27, 1989)
 Ted Beach (Indianapolis, 1951)
 Irv Bemoras (Milwaukee, 1953)
George BonSalle (Syracuse, 1st Round-No. 7, 1957)
 Jim Bedar (Fort Wayne, 1953)
 Neil Bresnahan (Golden State, 6th Round, 1980)
 Tal Brody (Baltimore, 3rd Round, 1965)
 Dee Brown (Utah, 2nd Round, 2006)
 Jack Burmaster (St. Louis, 1948)
 Bill Burwell (St. Louis, 3rd Round, 1963)
Brian Cook (Los Angeles, 1st Round-No. 24, 2003)
 Nick Connor (Buffalo, 10th Round, 1973)
 Jim Dawson (Chicago, 16th Round, 1967)
 Jeff Dawson (Golden State, 8th Round, 1973)
 Bruce Douglas (Sacramento, 3rd Round, 1986)
 Dave Downey (San Francisco, 4th Round, 1963)
 Ron Dunlap (Chicago, 2nd Round, 1968)
 Bill Erickson (Tri-Cities, 1950)
 Rod Fletcher (Minneapolis, 1952)
 Don Freeman (Philadelphia, 3rd Round, 1966)
Kendall Gill (Charlotte, 1st Round-No. 5, 1990)
 James Griffin (New Jersey, 4th Round, 1982)
Derek Harper (Dallas, 1st Round-No. 11, 1983)
 Jodie Harrison (Baltimore, 15th Round, 1969)
Luther Head (Houston, 1st Round-No. 24, 2005)
 Derek Holcomb (Portland, 3rd Round, 1981)
 Rick Howat (Milwaukee, 9th Round, 1971)
 Eddie Johnson (Kansas City, 2nd Round, 1981)

Paul Judson (Syracuse, 1956)
John Kerr (Syracuse, 1st Round-No. 6, 1954)
 Bryan Leonard (Milwaukee, 8th Round, 1982)
 Marcus Liberty (Denver, 2nd Round, 1990)
 Audie Matthews (Detroit, 6th Round, 1978)
 Scott Meents (Chicago, 4th Round, 1986)
 George Montgomery (Portland, 2nd Round, 1985)
Ken Norman (LA Clippers, 1st Round-No. 19, 1987)
 Don Ohl (Philadelphia, 2nd Round, 1958)
 Wally Osterkorn (Chicago, 1950)
 Bob Peterson (Baltimore, 1953)
 Andy Phillip (Chicago, 1947)
Mike Price (New York, 1st Round-No. 17, 1970)
 Perry Range (Kansas City, 7th Round, 1982)
 Bogie Redmon (Baltimore, 11th Round, 1965)
 Harv Schmidt (Minneapolis, 2nd Round, 1957)
 Rick Schmidt (New Orleans, 6th Round, 1975)
 Dave Scholz (Philadelphia, 4th Round, 1969)
 Bill Small (Detroit, 5th Round, 1963)
 Mark Smith (Milwaukee, 3rd Round, 1981)
Don Sunderlage (Philadelphia, 1st Round-No. 9, 1951)
 Roger Taylor (Syracuse, 5th Round, 1959)
 Deon Thomas (Dallas, 2nd Round, 1994)
 Skip Thoren (Baltimore, 5th Round, 1965)
 Craig Tucker (New York, 3rd Round, 1982)
 Otho Tucker (Boston, 10th Round, 1976)
 Gene Vance (Chicago, 1947)
Nick Weatherspoon (Washington, 1st Round-No. 13, 1973)
 Anthony Welch (Dallas, 3rd Round, 1986)
 John Wessels (Chicago, 8th Round, 1961)
Deron Williams (Utah, 1st Round-No. 3, 2005)
Frank Williams (Denver, 1st Round-No. 25, 2002)
 Nate Williams (Chicago, 5th Round, 1976)
 Efreem Winters (Atlanta, 4th Round, 1986)

ILLINOIS PLAYERS WHO HAVE COMPETED IN THE NBA FINALS

1955	John Kerr	Syracuse Nationals*
	Wally Osterkorn	Syracuse Nationals*
	Andy Phillip	Fort Wayne Pistons
1956	Andy Phillip	Fort Wayne Pistons
1957	Irv Bemoras	St. Louis Hawks
1958	Andy Phillip	Boston Celtics
1974	Steve Kuberski	Boston Celtics*
1975	Nick Weatherspoon	Washington Bullets
1976	Steve Kuberski	Boston Celtics*
1994	Derek Harper	New York Knicks
1995	Nick Anderson	Orlando Magic
2004	Brian Cook	Los Angeles Lakers

* Indicates team won championship



Kendall Gill enjoyed a 15-year NBA career from 1991-2005.



Frank Williams played in the NBA for three years from 2003-05.

ILLINOIS' ALL-TIME NBA ROSTER

Nick Anderson—Orlando 1990-99; Sacramento 2000-01, Memphis 2002

Robert Archibald—Memphis 2003; Phoenix, Orlando & Toronto 2004

James Augustine—Orlando 2007

Steve Bardo—San Antonio 1992; Dallas 1993; Detroit 1996

Kenny Battle—Phoenix 1990; Phoenix & Denver 1991; Boston & Golden State 1992; Boston 1993

Ted Beach—Indianapolis 1951

Irv Bemoras—Milwaukee 1954; St. Louis 1957

George BonSalle—Chicago 1962

Jim Bredar—Ft. Wayne 1953

Dee Brown—Utah 2007

Brian Cook—Los Angeles Lakers 2004-07

Jim Dawson—Indiana (ABA) 1968

Bruce Douglas—Sacramento 1987

Dike Eddleman—Tri-Cities 1950-51; Milwaukee & Ft. Wayne 1952; Ft. Wayne 1953

Bill Erickson—Tri-Cities 1950

Rod Fletcher—Minneapolis 1952

Don Freeman—Minnesota (ABA) 1968; Miami (ABA) 1969-70; Utah & Texas (ABA) 1971; Dallas (ABA) 1972; Indiana (ABA) 1973-74; San Antonio (ABA) 1975, Los Angeles (NBA) 1976

Kendall Gill—Charlotte 1991-93; Seattle 1994-95; Charlotte 1996; New Jersey 1997-2001; Miami 2002; Minnesota 2002-03; Chicago 2004; Milwaukee 2005

Scott Haffner—Miami 1990; Charlotte 1991

Derek Harper—Dallas 1984-93; Dallas & New York 1994; New York 1995-96; Dallas 1997; Orlando 1998-99

Luther Head—Houston 2006-07

Eddie Johnson—Kansas City 1982-85; Sacramento 1986-87; Phoenix 1988-90; Phoenix & Seattle 1991; Seattle 1992-93; Charlotte 1994; Indianapolis 1995-96; Houston 1997-99

Rich Jones—Dallas (ABA) 1970-73; San Antonio (ABA) 1974-75; New York Nets (ABA) 1976; New York Nets (NBA) 1977

John Kerr—Syracuse 1955-63; Philadelphia 1964-65; Baltimore 1966

Walton Kirk, Jr.—Ft. Wayne 1948; Ft. Wayne & Indianapolis 1949; Anderson & Tri-Cities 1950; Milwaukee 1952

Steve Kuberski—Boston 1970-94; Milwaukee 1975; Buffalo & Boston 1976; Boston 1977-78

Marcus Liberty—Denver 1991-93; Denver & Detroit 1994

Scott Meents—Seattle 1990-91

Ken Menke—Ft. Wayne 1948; Waterloo 1950

Ken Norman—L.A. Clippers 1988-93; Milwaukee 1994; Atlanta 1995-97

Don Ohl—Detroit 1961-64; Baltimore 1965-67; Baltimore & St. Louis 1968; Atlanta 1969-70

Wally Osterkorn—Syracuse 1952-55

Andy Phillip—Chicago 1948-50; Philadelphia 1951-52; Philadelphia & Ft. Wayne 1953; Ft. Wayne 1954-56; Boston 1957-58

Roger Powell—Utah 2007

Mike Price—New York 1971-72; Indiana (ABA) 1972; Philadelphia 1973

Dave Scholz—Kentucky (ABA) 1969; Philadelphia 1970

Jack Smiley—Ft. Wayne 1948-49; Anderson & Waterloo 1950

Don Sunderlage—Milwaukee 1954; Minneapolis 1955

Skip Thoren—Minnesota (ABA) 1968; Miami (ABA) 1969-70

Gene Vance—Chicago 1948-49; Tri-Cities 1950-51; Milwaukee 1952

Nick Weatherspoon—Capital 1974; Washington 1975-77; Seattle 1977; Chicago 1978; San Diego 1979-80

Deron Williams—Utah 2006-07

Frank Williams—New York 2003-04; Chicago 2005

* Current players listed in bold.

ILLINI IN THE NAISMITH MEMORIAL BASKETBALL HALL OF FAME

Andy Phillip, 1961 enshrinee

Henry V. Porter (grad school), 1960 enshrinee

Abe Saperstein, 1970 enshrinee


Jerry Colangelo, 2004 enshrinee




Jerry Colangelo



Brian Cook (Illinois, 2000-03) is now in his fourth season with the Los Angeles Lakers.



Luther Head (Illinois, 2002-05) is in his second year with the Houston Rockets.



The highest draft pick in school history at No. 3, Deron Williams (Illinois, 2003-05) is in his second season with the Utah Jazz.

LETTERWINNERS

Information on each athlete was compiled from managers reports, media guides, programs and academic records. Inquiries on additions, deletions or corrections should be directed to the UI Sports Information Office.

An asterisk (*) indicates information was unavailable at the time of printing.

A

Abdullah, Halim, 1997; G, Jersey City, N. J. (St. Anthony's)
Adams, Rich, 1975, 76, 77, 78; F, Cincinnati, Ohio (Colerain)
Altenberger, Bill, 1955, 56, 57; F, E. St. Louis, Ill. (High)
Altenberger, Doug, 1983, 84, 85, 87; F-G, Peoria, Ill. (Richwoods)
Altemeyer, Vern, 1959, 60; C, Scottsburg, Ill. (High)
Alwood, Clyde, 1915, 16, 17; *, Clinton, Ill. (High)
Anderson, Earl, 1918; *, Bloomington, Ill. (U of I Academy)
Anderson, Nick, 1988, 89; F, Chicago, Ill. (Simeon)
Anderson, Van, 1948, 49, 50; F, Chicago, Ill. (Sullivan)
Applegan, Clarence, 1916; *, * (*)
Archibald, Robert, 1999, 2000, 01, 02, F, Ballwin, Mo. (Lafayette)
Arnold, Marcus, 2006; F, Chicago, Ill (Morgan Park/Illinois State)
Augustine, James, 2003, 04, 05, 06; F/C, Mokena, Ill. (Lincoln Way Central)

B

Banc, Frank, 1914, 15; *, Chicago, Ill. (Pontiac)
Bardo, Stephen, 1987, 88, 89, 90; G-F, Carbondale, Ill. (High)
Bartholomew, Robert, 1930, 31, 32; *, Peoria, Ill. (Peoria Central)
Battle, Kenny, 1988, 89; F, Aurora, Ill. (Aurora West)
Bauer, Larry, 1964; F-C, Springfield, Ill. (High)
Baumgardner, Max, 1951, 53; F, Sterling, Ill. (High)
Beach, Ted, 1950, 51; G, Champaign, Ill. (High)

Bemoras, Irvin, 1951, 52, 53; F, Chicago, Ill. (Marshall)
Benham, Harold, 1935, 36; *, Manteno, Ill. (Manteno Twp.)
Bennett, Caslon, 1931, 32, 33; *, Marshall, Ill. (High)
Bennett, Robert, 1992, 93, 94, 95; F, Chicago, Ill. (Julian)
Bergeson, Carl, 1930; *, Batavia, Ill. (High)
Bernstein, Louis, 1909, 10; *, Chicago, Ill. (Medill)
Beyers, Rich, 1998; F, Shelbyville, Ill. (High)
Beynon, Jack, 1934, 35; *, Rockford, Ill. (High)
Blackwell, Glynn, 1986, 87, 88; G-F, Highland Park, Mich. (High)
Blackwell, Mel, 1964; F, Centralia, Ill. (High)
Blackwell, Ryan, 1996; F, Pittsford, N.Y. (Pittsford-Sutherland)
Blout, Bryon, 1936, 37; *, Mt. Pulaski, Ill. (High)
Boline, Jelani, 1997, 98; G, Chicago, Ill. (Whitney Young)
BonSalle, George, 1955, 56, 57; C, Chicago, Ill. (Loyola Academy)
Bontemps, Kevin, 1980, 81, 82, 83; G, Morton, Ill. (High)
Boudreau, Lou, 1937, 38; *, Harvey, Ill. (Thornton)
Bowman, P. J., 1989, 90; G, Champaign, Ill. (Parkland J.C.)
Bradford, Cory, 1999, 2000, 01, 02; G, Memphis, Tenn. (Raleigh Egypt)
Braun, Howard, 1934, 35, 36; *, Belleville, Ill. (High)
Bredar, James, 1951, 52, 53; G, Salem, Ill. (High)
Bresnahan, Neil, 1977, 78, 79, 80; F, Oak Park, Ill. (Fenwick)
Breyfogle, Larry, 1958; G-F, Lawrenceville, Ill. (High)
Britton, Earl, 1924; *, Elgin, Ill. (High)
Brock, Calvin, 2006; G, Chicago, Ill. (Simeon)
Brody, Talbot, 1963, 64, 65; G, Trenton, N.J. (Central)
Brothers, Bruce, 1954, 55, 56; F, Quincy, Ill. (High)
Brown, Bob, 1964, 66; G-F, W. Frankfort, Ill. (High)
Brown, Cleotis, 1999, 2000; F, Pittsview, Ala. (Russell County)

Brown, Daniel "Dee", 2003, 04, 05, 06; G, Maywood, Ill. (Proviso East)
Brundage, Avery, 1908; Chicago, Ill. (R. T. Crane Mann Training)
Bunkenberg, Bruce, 1958, 59, 60; F, Chicago, Ill. (Roosevelt)
Burmaster, Jack, 1945, 46, 47, 48; G, Elgin, Ill. (High)
Burwell, Bill, 1961, 62, 63; C, Brooklyn, N.Y. (Boys)
Busboom, Les, 1967, 68, 69; G, Royal, Ill. (St. Joseph-Ogden)
Bushnell, Tim, 1974; F, Lincoln, Ill. (High)

C

Caiazza, Ted, 1957; C, LaGrange, Ill. (Lyons)
Caldwell, Herb, 1996, 97; F, Jacksonville, Ill. (High)
Cann, Fremont, 1928; *, Rochelle, Ill. (High)
Carmichael, Tom, 1974, 75; F-C, Rochelle, Ill. (High)
Carney, Charles, 1920, 21, 22; *, Evanston, Ill. (High)
Carter, Warren, 2004, 05, 06; F, Dallas, Texas (Lake Highlands)
Cermack, Jerome, 1907, *, * (*)
Chukwudebe, Victor, 1997, 98, 99, 2000; F, Springfield, Ill. (Lanphier)
Clarida, Doug, 1992; G, Marion, Ill. (High)
Clark, Shelly, 1994, 95; C, Chicago, Ill. (South Shore)
Clemons, Rennie, 1991, 92, 93; G, Springfield, Ill. (Calvary)
Cobb, Levi, 1977, 78, 79, 80; F, Chicago, Ill. (Morgan Park)
Cohen, Larry, 1972; G, Wilmette, Ill. (New Trier East)
Colangelo, Jerry, 1960, 61, 62; G, Chicago Heights, Ill. (Bloom)
Collins, Walter, 1921, 22; *, Rockford, Ill. (Harlem Consolidated)
Combes, Harry, 1935, 36, 37; *, Monticello, Ill. (High)
Conner, Nick, 1971, 72, 73; C, Columbus, Ohio (East)
Cook, Brian, 2000, 01, 02, 03 ; F, Lincoln, Ill. (High)
Craig, Hal, 1946; F, Decatur, Ill. (High)
Crane, Dudley, 1914; *, Montclair, N.J. (Montclair)
Crews, Randy, 1968, 69, 70; F, Kankakee, Ill. (Bradley-Bourbonnais)

Cronk, Howard, 1940; *, Anderson, Ind. (High)
 Cross, Joe, 2000, 01; G, Carbondale, Ill. (High)
 Cross, Gene, 1993, 94; G-F, Olympia Fields, Ill. (Rich Central)
 Curless, Jerry, 1961; G, Table Grove, Ill. (V.I.T)

D

Dadant, Maurice, 1906, 07, 08; *, Hamilton, Ill. (High)
 Dahringer, Homer, 1912, 13; *, Waukegan, Ill. (High)
 Daniels, Jay, 1982, 83; F-W, Palm Beach, Fla. (Leonard)
 Daugherty, Russell, 1925, 26, 27; *, Streator, Ill. (High)
 Davidson, Marc, 1992, 93; F, Minooka, Ill. (Aurora Christian)
 Davies, Carl, 1938; *, * (*)
 Davis, Arias, 1998, 99; G, Waycross, Ga. (Otero JC)

Dawson, Jeff, 1973, 74, G, Oak Park, Ill. (Downers Grove North)
 Dawson, Jim, 1965, 66, 67; G, Elmhurst, Ill. (York)
 DeDecker, Jim, 1971, 72; C, Moline, Ill. (Alleman)
 Dehner, Lewis "Pick", 1935, 38, 39; *, Lincoln, Ill. (High)
 Deimling, Keston, 1926, 27, 28; *, Stevens Point, Wis. (Medford)
 Delaney, Donald, 1944, 45; C, Grand Rapids, Mich. (Catholic Central)
 DeMoulin, Ray, 1944; F, Mulberry Grove, Ill. (*)
 Deputy, Donn, 1974; F, Pekin, Ill. (High)
 Dezort, Tom, 1970; F, Edwardsville, Ill. (High)
 Dillon, David, 1941; *, Newron, N.J. (Sturgis)
 Doolen, Bryan, 1926; *, * (*)
 Dorn, Ernest, 1927, 28, 29; *, Chicago, Ill. (Loyola Academy)
 Doster, Robert, 1946, 47; F, Decatur, Ill. (High)
 Douglas, Bruce, 1983, 84, 85, 86; G, Quincy, Ill. (High)
 Downey, Dave, 1961, 62, 63; F-G, Canton, Ill. (High)

Drew, Earl, 1928, 29; *, Chicago, Ill. (Crane Tech)
 Drish, John, 1939, 40, 41; *, Chicago, Ill. (Morton)
 Duis, Mike, 1992; F, Crescent City, Ill. (Crescent Iroquois)
 Duner, Sven, 1913, 14, 15; *, Wheaton, Ill. (High)
 Dunlap, Ron, 1966, 67; C, Chicago, Ill. (Farragut)
 Dutcher, James, 1954, 55; F, Downers Grove, Ill. (High)

E

Eddleman, Dwight, 1947, 48, 49; F, Centralia, Ill. (High)
 Edwards, Bill, 1962, 63, 64; G, Windsor, Ill. (High)
 Elwell, Dan, 1916; *, Peoria, Ill. (Manual)
 Erickson, William, 1947, 48, 49, 50; G, Rockford, Ill. (East)
 Evers, Walter, 1940; *, Collinsville, Ill. (High)

F

Farnham, Brad, 1974, 75; E, Paris, Ill. (High)
 Felmley, John, 1917, 20; *, Normal, Ill. (University High)
 Fencl, Fred, 1934, *, Co, Ill. (Morton)
 Fencl, George, 1930, 31, 32; *, Cicero, Ill. (Morton)
 Ferdinand, Ken, 1976, 77; F, Urbana, Ill. (High)
 Ferguson, Blandon, 2002, 03; G-F, Oakland, Calif. (St. Joseph Notre Dame/College of Southern Idaho)
 Ferguson, Jeff, 1964; G, Benton, Ill. (Benton)
 Flessner, Deon, 1966, 67; F-C, Royal, Ill. (St. Joseph-Ogden)
 Fletcher, Ralph, 1919; *, Morris, Ill. (High)
 Fletcher, Rodney, 1950, 51, 52; G, Champaign, Ill. (High)
 Foley, Richard, 1947, 48, 49; G, Paris, Ill. (High)
 Follmer, Clive, 1951, 52, 53; C/F, Forrest, Ill. (High)
 Follmer, Mack, 1950, 51; C, Forrest, Ill. (High)
 Foster, Jed, 1971, 72, 73; F, Fairfield, Ill. (High)
 Fowler, Charles, 1942; *, Watseka, Ill. (High)
 Frandsen, Lee, 1959, 60; G, Davenport, Iowa (High)

Frank, Joseph, 1938, 39, 40; *, * (Vandalia)
Frazier, Chester, 2006; F, Baltimore, Md. (Lake Clifton-Eastern, Notre Dame (Mass.) Prep)
 Freeman, David, 1997, 98; G, Champaign, Ill. (Central)
 Freeman, Don, 1964, 65, 66; F, Madison, Ill. (High)
 Fronczak, Stan, 1948; G, Brooklyn, N.Y. (*)
 Froschauer, Frank, 1933, 34, 35; *, Lincoln, Ill. (High)
 Fulton, Clifton, 1943, 50; F, Moosehart, Ill. (*)

G

Gandy, Chris, 1994, 95, 96, 97; F, Kankakee, Ill. (Bradley-Bourbonnais)
 Garris, Kiwane, 1994, 95, 96, 97; G, Chicago, Ill. (Westinghouse)
 Gates, Ralph, 1912; *, Chicago, Ill. (Lake View)
 Gates, William, 1936; *, Rockford, Ill. (High)
 Gatewood, Roy, 1950; F, Salem, Ill. (High)
 Gedvilas, Leo, 1945; *, * (Pekin)
 Gee, Jarrod, 1995, 96, 97, 98; F, Chicago, Ill. (St. Martin DePorres)
 Geers, Tim, 1990, 91; Chicago, Ill. (DeLaSalle)
 Gerecke, Herbert, 1951, 52; F, Pekin, Ill. (*)
 Gerhardt, Tom, 1976, 77, 78; F, Chicago, Ill. (DeLaSalle)
 Gibbs, Paul, 1933; *, Lincoln, Ill. (High)
 Gibson, Ken, 1990; G, Bloomington, Ill. (High)
 Gill, Kendall, 1987, 88, 89, 90; G, Matteson, Ill. (Rich Central)
 Gillespie, Gordon, 1944; C, Chicago, Ill. (Kelvyn Park)
 Gosnell, Alan, 1958, 59, 60; F, Lawrenceville, Ill. (High)
 Graff, Dennis, 1974; G, Gibson City, Ill. (High)
 Gray, Reno, 1978, 80; G, Chicago, Ill. (Hales Franciscan)
 Green, Fred, 1946, 47, 48, 49; C, Urbana, Ill. (High)
 Green, Jim, 1987; G, Peoria, Ill. (Spaulding)
 Greene, Royner, 1934, 35; *, Renovo, Pa. (Renovo)
 Griffin, James, 1979, 80, 81, 82; C, Grandview, Texas (Dunbar)
 Griffin, Marcus, 2000, 01; C, Peoria, Ill. (Manual / Lincoln College)

LETTERWINNERS

Guttschow, Roy, 1934, 35; *,
Bloomington, Ill. (Trinity)

H

Haffner, Scott, 1985; G, Noblesville, Ind.
(High)
Haines, Leonard, 1924, 25, 26; *,
Belvidere, Ill. (High)
Halas, George, 1917, 18; , Chicago, Ill.
(Crane Tech.)
Hall, Albert, 1910, 12; *, Waukegan, Ill.
(High)
Haller, Tom, 1957; G-F, Lockport, Ill. (High)
Handlon, Colin, 1938, 39, 40; *,
Edwardsville, Ill. (High)
Hamilton, Lowell, 1986, 87, 88, 89; F,
Chicago, Ill. (Providence St. Mel)
Hapac, William, 1938, 39, 40; *,
Chicago, Ill. (Morton)
Harper, Charles, 1929, 30, 31; *,
Chandlerville, Ill. (High)
Harper, Derek, 1981, 82, 83; G, W.
Palm Beach, Fla. (North Shore)
Harrington, Sean, 2000, 01, 02, 03; G,
Bartlett, Ill. (Elgin)
Harris, Davin, 1993; G, Bloomington, Ill.
(High)
Harrison, Jodie, 1968, 69; G, Streator, Ill.
(High)
Hawkins, Fess, 1999; C, Pine Bluff, Ark.
(Dollarway)
Head, Luther, 2002, 03, 04, 05; G,
Chicago, Ill. (Manley)
Heldman, Matt, 1995, 96, 97, 98; G,
Libertyville, Ill. (High)
Hellmich, Hudson, 1932, 33, 34; *,
St. Louis, Mo. (Soldan)
Hellstrom, Norton, 1921, 23; *,
Evanston, Ill. (High)
Henry, Wilber, 1935, 36, 37; *,
Benton, Ill. (High)
Hester, Jerry, 1994, 95, 96, 98; F, Peoria, Ill.
(Manual)
**Hicks, Chris, 2006; G, Chicago, Ill. (Whitney
Young)**
Hill, Herbert, 1929; * Elgin, Ill. (High)
Hinton, Larry, 1964, 65, 66; G,
Shelbyville, Ill. (High)
Hocking, William, 1940, 41, 42; *,
Braidwood, Ill. (Reed Custer)
Hoffmann, Robert, 1913; *, St. Louis, Mo.
(Washington Univ.)

Holcomb, Derek, 1979, 80, 81; C,
Peoria, Ill. (Richwoods)
Hollopeter, Cecil, 1925; *,
Spencerville, Ind. (High)
Hooper, Max, 1952, 53, 54; F-C,
Mt. Vernon, Ill. (High)
Hortin, Gordon, 1944; G, Albion, Ill. (High)
How, John, 1928, 29; *, Lakeville, Ind. (High)
Howard, Jerrance, 2001, 02, 03, 04; G,
Peoria, Ill. (High)
Howat, Rick, 1969, 70, 71; G,
Downers Grove, Ill. (North)
Huge, Nick, 2003; G, Charlotte, N.C.
(Christian HS/Appalachian State)
Humphrey, Dwight, 1946, 47; F, Moline, Ill.
(High)

I

Ingram, Jack, 2004, 05; F/C, San Antonio,
Texas (Marshall HS/Tulsa Univ.)
Ingwersen, Bert, 1918, 19, 20; *, Fulton, Ill.
(Clinton)

J

Jackson, Greg, 1969, 70, 71; C, Chicago, Ill.
(St. Philip)
Jackson, Mannie, 1958, 59, 60; G,
Edwardsville, Ill. (High)
Johansen, Bob, 1965, 66, 67; F, Geneva, Ill.
(High)
Johnson, Brian, 1995, 96, 97, 98; G-F,
Des Plaines, Ill. (Maine West)
Johnson, Eddie, 1978, 79, 80, 81; F,
Chicago, Ill. (Westinghouse)
Johnson, Howard, 1974, 75; G, Marshall, Ill.
(High)
Johnson, Lucas, 1999, 2000, 01, 02; F,
Des Plaines, Ill. (Maine West)
Jones, Mike, 1978; G-F, Joliet, Ill. (Central)
Jones, Rich, 1966, 67; F, Memphis, Tenn.
(Lester)
Jones, Rodney, 1990; F-C, Philadelphia, Pa.
(West Philadelphia)
Judson, Howard, 1944, 45; G, Hebron, Ill.
(Aldon-Hebron)
Judson, Paul, 1954, 55, 56; G, Hebron, Ill.
(Aldon-Hebron)
Judson, Phil, 1955, 56; G-F, Hebron, Ill.
(High)
Judson, Rob, 1977, 78, 79, 80; G, Zion, Ill.
(Zion-Benton)

Juul, Herbert, 1906, 07; *, Chicago, Ill.
(West Division)

K

Kamm, Albert, 1933, 34; *, Atwood, Ill.
(High)
Kamm, Alfred, 1934; *, Atwood, Ill. (High)
Kamp, Elbert, 1930, 31, 32; *,
Mt. Carmel, Ill. (High)
Kamp, Robert, 1930, 31, 32; *,
Mt. Carmel, Ill. (High)
Karnes, T. D., 1924, 25; *, Fairbury, Ill. (High)
Kassel, Charles, 1925, 26; *,
Melrose Park, Ill. (Proviso)
Kaufmann, Andy, 1990, 91, 93; F,
Jacksonville, Ill. (High)
Kawal, Ed, 1930; *, Cicero, Ill. (Morton)
Keene, Richard, 1993, 94, 95, 96; G,
Collinsville, Ill. (High)
Keller, Charles, 1986; G, Effingham, Ill.
(High)
Kerr, John, 1952, 53, 54; C, Chicago, Ill.
(Tilden)
Kersulis, Walt, 1945, 48, 49, 50; F-C,
E. St. Louis, Ill. (High)
Kircher, Helmuth, 1913, 14; *, Chicago, Ill.
(Crane Tech.)
Kirk, Walt, 1944, 45, 47; F-G,
Mt. Vernon, Ill. (High)
Klusendorf, Don, 1984; F,
Western Springs, Ill. (Lyons)
Kopp, William, 1919; *, Chicago, Ill.
(Englewood)
Kpedi, Andy, 1990, 91; C, St. Anne, Ill.
(Kankakee J.C.)
Krelle, Jim, 1970, 71, 72; G, Aurora, Ill.
(West)
Krupalija, Damir, 1999, 2000, 01, 02; F,
Rockford, Ill. (Boylan)
Kujawa, Jens, 1986, 87, 88; C,
Braunnschweig, West Germany
(Taylorville, Ill., HS)
Kunz, Phil, 1987, 88; F-C, Carlyle, Ill. (High)

L

Landt, Louis, 1959, 60; G, Chicago, Ill.
(Roosevelt)
Lanter, Steve, 1977, 79; G, Belleville, Ill.
(Mascoutah)
Lasater, Harry, 1938; *, Chicago, Ill.
(Kelvyn Park)

Leeper, Sam, 1962; G, Tolono, Ill. (Unity)
 Leighty, Rick, 1976, 77; G-F
 Lawrenceville, Ill. (High)
 Leo, Herbert, 1911, 12; *, St. Louis, Mo.
 (Yeatman)
 Leonard, Bryan, 1981, 82; C, Belleville, Ill.
 (East)
 Liberty, Marcus, 1989, 90; F, Chicago, Ill.
 (King)
 Lindsay, Forrest, 1926; *, Tulsa, Okla.
 (Central)
 Lipe, Cordon, 1923, 24, 25, 26; Chicago, Ill.
 (Lake Forest Academy)
 Lipe, K. Jack, 1925, 26; *, Chicago, Ill.
 (Lake Forest Academy)
 Louis, Benny, 1966, 67, 68; F,
 Pinckneyville, Ill. (High)
 Love, John, 1962, 64; F, Ottawa, Ill. (High)
 Lovelace, Jay, 1962; G, Carbondale, Ill. (High)
 Lubin, Larry, 1976, 77, 78, 79; G,
 Glencoe, Ill. (Evanston)

M

McDonald, Mike, 1989; F,
 Streamwood, Ill. (High)
 Makovsky, Ed, 1953, 54; F-C, Cicero, Ill.
 (Morton)
 Manzke, Edward, 1989; G, Orland Park, Ill.
 (Marist)
 Marks, James, 1948, 49; F, Edwardsville, Ill.
 Marks, John, 1951; G, Edwardsville, Ill.
 Markworth, Martin, 1936; Cleveland, Ohio
 (West Tech.)
 Martin, Hollie, 1926; *, * (*)
 Mast, Nate, 1999, 2000, 01; G,
 Champaign, Ill. (Central)
 Mathisen, Arthur, 1941, 42, 43; C,
 Dwight, Ill. (High)
 Matthews, Audie, 1975, 76, 77, 78; G,
 Chicago Heights, Ill. (Bloom)
 Mauer, John, 1924, 35, 36; *, Batavia, Ill.
 (High)
 May, Elbridge, 1929, 30, 31; *, Chicago, Ill.
 (Lake View)
 McBride, John, 1973; G, Orland Park, Ill.
 (Sandburg)
**McBride, Rich, 2004, 05, 06; G, Springfield,
 Ill. (Lanphier)**
 McClain, Sergio, 1998, 99, 2000, 01; G,
 Peoria, Ill. (Manual)
 McClure, Ray, 1946; *, Galesburg, Ill. (High)
 McKay, Ernest, 1917; *, Evanston, Ill. (High)

McKay, Robert, 1927; *, Champaign, Ill.
 (High)
 McKeown, Bill, 1964, 65; G, Clinton, Ill.
 (High)
 Mee, Julian, 1920, 21; *, Chicago, Ill.
 (William & Vashti College)
 Meents, Scott, 1983, 84, 85, 86; F,
 Herscher, Ill. (High)
 Melton, Brett, 2001; G, Mahomet, Ill.
 (Mahomet-Seymour)
 Menke, Ken, 1942, 42, 47; F, Dundee, Ill.
 (High)
 Menke, Robert, 1946; F-C, Elgin, Ill. (High)
 Mettrille, Jerry, 1967; F-G, Morris, Ill. (High)
 Meyer, Matt, 1979; G, Manito, Ill.
 (Foreman)
 Michael, Tom, 1991, 92, 93, 94; F,
 Hoffman, Ill. (Carlyle)
 Miller, Fred, 1969, 70, 71; F, Pekin, Ill. (High)
 Mills, Coke, 1935; *, * (*)
 Mills, Doug, 1961, 62; G, Galesburg, Ill.
 (High)
 Mills, Douglas, 1928, 29, 30; *, Elgin, Ill.
 (High)
 Mittleman, Benjamin, 1918, 19; *,
 Chicago, Ill. (Marshall)
 Montgomery, George, 1982, 83, 84, 85; C,
 Chicago, Ill. (Corliss)
 Moore, Vernon, 1932; *, Martinsville, Ill.
 (High)
 Morris, Bill, 1972; C, St. Louis, Mo.
 (Beaumont)
 Morton, Robert, 1944, 45; F, Elgin, Ill. (High)
 Mroz, Wallie, 1946; *, Chicago, Ill. (Wells)

N

Nisbet, Tom, 1937, 38, 39; *, Harvey, Ill.
 (Thornton)
 Nkendi, Fred, 2004, 05; F, North Riverside,
 Ill. (Riverside-Brookfield/Morton College)
 Norman, Ken, 1985, 86, 87; F, Chicago, Ill.
 (Crane)
 Notree, Bryant, 1995, 96, 97; G,
 Chicago, Ill. (Simeon)

O

Ohl, Don, 1956, 57, 58; G, Edwardsville, Ill.
 (High)
 Olson, Everette, 1927; *, Hinsdale, Ill.
 (Lyons)
 O'Neal, Alvin, 1971; G-F, Peoria, Ill.
 (Spalding)

O'Neal, Robert, 1941; *,
 Chicago Heights, Ill. (Bloom)
 Orr, John, 1945; *, Pittsburg, Kan.
 (Taylorville, Ill., HS)
 Osterkorn, Walter, 1948, 49, 50; F-C,
 Chicago, Ill. (Amundsen)
 Otto, Gordon, 1916; *, Chicago, Ill.
 (Bradley Poly, Institute)
 Owen, W. Boyd, 1931, 32, 33; *,
 South Bend, Ind. (High)

P

Pace, Dennis, 1967, 68, 69; F,
 Collinsville, Ill. (High)
 Parker, Curtis, 1924; *,
 Hubbard Woods, Ill. (New Trier)
 Parker, Edwin, 1942; C-F, Cicero, Ill.
 (Morton)
 Parker, Kenneth, 1943; C, Granite City, Ill.
 (High)
 Patrick, Stan, 1944; F, Chicago, Ill. (Leo)
 Paul, John, 1957, 58; G, Elgin, Ill.
 (St. Edward)
 Pearson, Preston, 1966, 67; G, Freeport, Ill.
 (High)
 Penn, Albert, 1908; *, Camden, Ind. (Indiana
 Univ.)
 Perry, Edward, 1958, 59, 60; F, Salem, Ill.
 (High)
 Peterson, Robert, 1951, 52, 53; C, Elgin, Ill.
 (High)
 Phillip, Andrew, 1942, 43, 47; F,
 Granite City, Ill. (High)
 Phillips, Charles, 1938; DuQuoin, Ill. (High)
 Pierce, Scott, 1991, 92; F, Euless, Texas
 (Trinity)
 Plew, Elmer, 1953, 54; G, Paris, Ill. (High)
 Popken, Roland, 1922, 23, 24; *,
 Oak Park, Ill. (High)
 Popperfuss, Henry, 1908, 09, 10; *,
 Tomah, Wis. (St. Egnacious College)
 Poston, Emmett, 1909, 11; *,
 Crawfordsville, Ind. (High)
 Potter, Glenn, 1922, 23, 24; *,
 Orange, Calif. (Orange Union)
 Powell, Jr., Roger, 2002, 03, 04, 05; F,
 Joliet, Ill. (High)
 Price, Mike, 1968, 69, 70; G,
 Indianapolis, Ind. (Arsenal Tech.)
 Probst, J.S., 1918; *, Elkhart, Ind. (High)
**Pruitt, Shaun, 2005, 06; F/C, Aurora, Ill.
 (West Aurora)**

R

- Randle, Brian, 2004, 06; F, Peoria, Ill. (Notre Dame HS)
- Range, Perry, 1979, 80, 81, 82; F, South Beloit, Ill. (High)
- Redmon, Bogie, 1963, 64, 65; F-C, Collinsville, Ill. (High)
- Reitsch, Henry, 1921; *, Rockford, Ill. (High)
- Rennacker, Roy, 1909; *, Kirkwood, Ill. (Lewis Institute)
- Renner, Jerry, 1961; F, Aurora, Ill. (East)
- Reynolds, Kenneth, 1925, 26, 27; *, Villa Grove, Ill. (High)
- Richardson, Quinn, 1981, 82, 84; G, Robbins, Ill. (Eisenhower)
- Richmond, Robert, 1939, 41; *, West Frankfort, Ill. (High)
- Ridley, William, 1954, 55, 56; G, Taylorville, Ill. (High)
- Riegel, Robert, 1935, 36, 37; *, Tolono, Ill. (St. John's Military)
- Riley, Roy, 1906; *, Sutton, Neb. (West Division)
- Roberson, Garvin, 1972, 73; G, Elkhart, Ind. (High)
- Roberts, Dave, 1973, 74, 75; F, Broadview, Ill. (Proviso East)
- Robisch, Brett, 1995; C, Springfield, Ill. (Calvary)
- Roettger, Walter, 1922, 23; *, St. Louis, Mo. (Yeatman)
- Roth, Steve, 1992, 93, 94, 95; C, Belleville, Ill. (East)
- Rowe, Robert, 1946; C, Warren, Ill. (High)
- Rucks, Bill, 1974, 75; C, Waukegan, Ill. (High)
- Rucks, Jim, 1972, 73; F, Waukegan, Ill. (High)
- Ryan, Edward, 1906, 07; *, Elgin, Ill. (High)

S

- Sabo, John, 1921, 22; *, South Bend, Ind. (High)
- Sachs, Henry, 1939, 40, 41; *, Chicago, Ill. (Wells)
- Schafer, Tom, 1984; F, Algonquin, Ill. (Jacobs)
- Schmidt, Harv, 1955, 56, 57; F, Kankakee, Ill. (High)
- Schmidt, Rick, 1973, 74, 75; F, Royal, Ill. (St. Joseph-Ogden)
- Scholz, Dave, 1967, 68, 69; F-C, Decatur, Ill. (High)

- Schroeder, C. J., 1972, 73, 74; G, Davenport, Iowa (West)
- Schuldt, James, 1951, 53; G, Dundee, Ill. (High)
- Searcy, Ed, 1960; F-C, Indianapolis, Ind. (Attucks)
- Seyler, Jim, 1944, 45, 46; G, Centralia, Ill. (High)
- Shapiro, Harold, 1939, 40, 41; *, Rochester, N.Y. (Franklin)
- Shaplant, Bob, 1970, 71; G, Champaign, Ill. (Central)
- Shaplant, Mark, 1989; F, Monticello, Ill. (High)
- Shirley, Alton, 1943; C, St. Elmo, Ill. (Effingham)
- Shoaff, Oliver, 1943; F, Mt. Carmel, Ill. (High)
- Small, Bill, 1961, 62, 63; G, Aurora, Ill. (West)
- Small, Ervin, 1988, 89, 90; F, Chicago, Ill. (Simeon)
- Smiley, Arthur "Jack", 1942, 43, 46, 47; G, Waterman, Ill. (High)
- Smith, Dave, 1974; F, Clarendon Hills, Ill. (Hindsdale Central)
- Smith, Jamar, 2006; G, Peoria, Ill. (Richwoods)**
- Smith, Larry, 1987, 88, 89, 91; G, Alton, Ill. (High)
- Smith, Mark, 1978, 79, 80, 81; F, Peoria, Ill. (Richwoods)
- Smith, Nick, 2002, 03, 04, 05; C, Valrico, Fla. (Bloomington)
- Solyom, Andrew, 1928; *, Elgin, Ill. (High)
- Spears, Aaron, 2004; C, Chicago, Ill. (Dunbar)
- Staab, Jake, 1944, 45; F, Chillicothe, Ill. (*)
- Starnes, Bob, 1961, 62, 63; F, Dukedom, Tenn. (Chicago Gage Park HS)
- Sterneck, Morris, 1954; G, Salem, Ill. (High)
- Stewart, Charles, 1906, 07; *, Charleston, Ill. (Eastern Illinois Univ.)
- Srilwell, Leland, 1922, 23, 24; *, Stewartsville, Ind. (Olney)
- Storey, Awcee, 1998; G, Chicago, Ill. (Proviso West)
- Stout, Hiles, 1955, 56, 57; F, Peoria, Ill. (Central)
- Swanson, Harold, 1936, 37; *, Chicago, Ill. (Roosevelt)
- Sunderlage, Don, 1949, 50, 51; F-G, Elgin, Ill. (High)

T

- Tabor, Hubert, 1922; *, Sullivan, Ill. (High)
- Tallmadge, Floyd, 1906; *, Geneva, Neb. (High)
- Tarwain, John, 1930; *, New Baden, Ill. (Goode-Barren)
- Taylor, Brooks, 1990, 91, 92, 93; G, Chicago, Ill. (DeLaSalle)
- Taylor, Curtis, 1986; G, Syracuse, N. Y. (Fowler)
- Taylor, Paul, 1918, 19, 20; *, Indianapolis, Ind. (Mooreville)
- Taylor, Roger, 1957, 58, 59; G, Park Forest, Ill. (Rich)
- Theobald, William, 1933; *, DuQuoin, Ill. (High)
- Thomas, Clayton, 2003; F, Elgin, Ill. (Larkin)
- Thomas, Deon, 1991, 92, 93, 94; F-C, Chicago, Ill. (Simeon)
- Thomas, Derrick, 1995; G, Country Club Hills, Ill. (Rich Central)
- Thompson, Thomas, 1908, 09, 10; *, Russell, Kan. (Roadhouse)
- Thoren, Skip, 1963, 64, 65; *, Rockford, Ill. (East)
- Thurlby, Burdette, 1948, 49, 50; G, Kirkland, Ill. (High)
- Tucker, Craig, 1981, 82; G, Flint, Mich. (Northern)
- Tucker, Otho, 1973, 75, 76; F, Paris, Ill. (High)
- Turner, Kevin, 1995, 96, 97, 98; G, Chicago, Ill. (Simeon)
- Tuttle, Will, 1992; F, Mokena, Ill. (Lincoln Way)

V

- Vail, Charles, 1918, 20, 21; Chicago, Ill. (Parker)
- Vance, Eugene, 1942, 43, 47; G, Clinton, Ill. (High)
- Vaughn, Govoner, 1958, 59, 60; F, Edwardsville, Ill. (High)
- Vopicka, James, 1936, 37; *, Cicero, Ill. (Morton)
- Vopicka, Jim, 1964, 65; G, Brookfield, Ill. (Morton West)

W

- Walquist, Lawrence, 1920, 21, 22; *, Rockford, Ill. (High)

Wardley, George, 1937, 38, 39; *,
Joliet, Ill. (Phillips Exeter Acad.)

Washington, Mike, 1975, 76; F-C;
Chicago, Ill. (Morgan Park)

Watson, Carl, 1909, 10; *,
Chicago, Ill. (Lewis Institute)

Weatherspoon, Nick, 1971, 72, 73; F,
Canton, Ohio (McKinley)

Welch, Anthony, 1982, 83, 85, 86; F,
Grand Rapids, Mich. (Creston)

Wente, Mike, 1974; C,
Effingham, Ill. (St. Anthony)

Wessels, John, 1959, 60, 61; C,
Rockford, Ill. (West)

Westervelt, Kevin, 1980; G, Peoria, Ill.
(Richwoods)

Westfall, Curtis, 1907; *, Bushnell, Ill.
(Lombard College)

Wheeler, T.J., 1992, 93, 94; G, Buckner, Ill.
(Christopher)

White, James, 1911, 12, 13; *, Chicago, Ill.
(Lakeview)

Williams, Deron, 2003, 04, 05; G,
The Colony, Texas (High)

Williams, Frank, 2000, 01, 02; G,
Peoria, Ill. (Manual)

Williams, Nate, 1975, 76; G, Chicago, Ill.
(Crane)

Williford, Edward, 1913, 14, 15; *,
Nokomis, Ill. (High)

Wilson, Kenneth, 1919, 20; *, Atwood, Ill.
(High)

Wilson, Kyle, 2003; F, Plano, Texas
(Dallas Jesuit High)

Windmiller, Bob, 1969, 70; G,
N. Manchester, Ind. (Ossian)

Winters, Efrem, 1983, 84, 85, 86; F,
Chicago, Ill. (King)

Woods, Ralf, 1915, 16, 17; *, Evanston, Ill.
(High)

Woods, Ray, 1915, 16, 17; *, Evanston, Ill.
(High)

Woodward, Reggie, 1986; G,
Chicago, Ill. (King)

Woolston, William, 1911, 12; *,
Geneva, Ill. (Cornell Univ.)

Wright, James, 1952, 53, 53; G,
Lawrenceville, Ill. (High)

Wukovits, Victor, 1940, 41, 42; *,
South Bend, Ind. (Riley)

Wysinger, Tony, 1984, 85, 86, 87; G,
Peoria, Ill. (Central)

- Current players listed in bold.

BASKETBALL HEAD MANAGERS

The following is a list of the Fighting Illini's head basketball managers since 1922. Head managers are recipients of a varsity letter.

1921-22 W. F. Hahne	1964-65 Richard Budde
1922-23 A.F. Radeke	1965-66 Dale Eckerty
1923-24 Don Cuthbertson	1966-67 Chuck Middleton
1924-25 Kenneth M. Dubach	1967-68 Anthony Stepper
1925-26 Verne L. Hahneman	1968-69 Jack Tuttle
1926-27 H. E. Schlenz	1969-70 George Wenthe
1927-28 S. D. Jones	1970-71 George Andrews
1928-29 H. H. Young	1971-72 Paul Zubinski
1929-30 S. E. Dean	1972-73 Ed Deffley
1930-31 E. N. Combs	1973-74 Arnell Gregorski
1931-32 Edgar B. Smiley	1974-75 Jim Kaetzer
1932-33 N.B. Sawtell	1975-76 Jim Kaetzer
1933-34 H. A. Kellerman	1976-77 Ron Tombaugh
1934-35 Kenneth Pettigrew	1977-78 Lyle Kurz
1935-36 Guy C. Barnard	1978-79 Alan Smith
1936-37 William G. Whyte	1979-80 Geoff Galen
1937-38 Robert D. Fast	1980-81 Steve Howarth
1938-39 John J. Kinsell	1981-82 Curtis Stoelting
1939-40 George H. Dickerson	1982-83 Michael Tucker
1940-41 Charles C. Dadant	1983-84 Dennis Gorsuch
1941-42 Leonard Steele	1984-85 Tim Thomas
1942-43 Harry W. Whyte	1985-86 Bob Goldsmith
1943-44 Tom Jack	1986-87 Jimmy Phillips
1944-45 John Follmer	1987-88 Nate Suddeth
1945-46 Harrison Rose	1988-89 Gary Brunner
1946-47 Max Rowe	1989-90 Mark Wessell
1947-48 John Watkins	1990-91 Lynn Carroll
1948-49 James Nelson	1991-92 Andrew Haring
1949-50 Douglas E. Hager	1992-93 Mike O'Malley
1950-51 John Swisher	1993-94 Mike O'Malley
1951-52 Robert Gaschler	1994-95 Dana O'Connor
1952-53 Jack Leskara	1995-96 Dana O'Connor
1953-54 Hugh Purnell	1996-97 Max Rouse
1954-55 Wally Watts	1997-98 Max Rouse
1955-56 John Murray	1998-99 Kevin Ksiazek
1956-57 Tim McMillan	1999-2000 Kevin Ksiazek
1957-58 Gene Wineland	2000-01 Robbie Wostratzky
1958-59 Dick Ekin	2001-02 Joe Schagemann
1959-60 Dennis Swanson	2002-03 Jeremy Izzo
1960-61 Dale DeFour	2003-04 Jeremy Izzo
1961-62 Henry Hegener	2004-05 Matt McCumber
1962-63 Donald Nelson	2005-06 Jeremy Aguiar, Chet Bandy, Tyler Kastner
1963-64 Bob Shineflug	2006-07 Tim Patrick

BY THE NUMBERS

The following is a list of numbers and the Fighting Illini who have worn them since 1940.

#00

Brett Melron2001-02
Victor Chukwudebe ..1997-98-99-2000

#1

Trent Meacham2007
Aaron Spears2003-04

#2

Chris Hicks2006-07

#3

Chester Frazier2006-07
Arias Davis1999
Davin Harris1993
Tim Geers1990-91

#4

Luther Head2002-03-04-05
Fess Hawkins1999
Arias Davis1998
Brooks Taylor1990-91-92-93
Scott Haffner1985

#5

Deron Williams2003-04-05
Nate Mast2000-01
Halim Abdullah1997

#7

Morris Sterneck1954
Clifton Fulton1950
Oliver Shoaff1943

#8

Ted Beach1951
Roy Gatewood1950
Edwin Parker1942

#9

Elmer Plew1953-54
Richard Foley1947-48
Jim Seyler1944-45

#10

Jelani Boline1997-98
Will Tuttle1992
P.J. Bowman1989-90
Tony Wysinger1984-85-86-87
Craig Tucker1981-82
Reno Gray1978, 80
Nate Williams1975-76
Garvin Roberson1972-73
Rick Howat1969-70-71
Larry Bauer1964
John Wessels1959-60-61
Hiles Stout1955-56
Bill Edwards1947
Jake Staab1944-45

#11

Dee Brown2003-04-05-06
Rennie Clemons1991-92-93
Tom Schafer1983-84
Dave Roberts1973-74-75
Bob Windmiller1969-70
Ben Louis1966-67-68
Roger Taylor1957-58-59
William Ridley1954-55-56
Don Sunderlage1950-51
Jack Burmaster1947-48
John Orr1945

#12

Joe Cross2000-01
Derek Harper1981-82-83
Kevin Westervelt1980
Ken Ferdinand1976-77
Nick Weatherspoon1971-72-73
Tal Brody1963-64-65
Lee Frandsen1959-60
Leo Gedvilas1945

#13

Cory Bradford1999-2000-01-02
Doug Clarida1992

Kendall Gill1987-88-89-90
James Griffin1979-80-81-82
Walter Osrerhorn1948, 1950
Victor Wukovits1942

#14

C.J. Schroeder1972-73-74
Fred Miller1969-70-71
Jerry Mettill1967
John Love1962, 1964
Burdette Thurlby1948, 1940
Walt Kirk1947

#15

Tom Carmichael1974-75
Mike Price1968-69-70
Don Freeman1964-65-66
Hiles Strout1957
John Marks1951
Arthur (Jack) Smiley1942-43-47

#16

James Wright1952-53-54
Robert Doster1947
Ray DeMoulin1944
William Hocking1942

#17

Gordon Gillespie1944

#19

James Bredar1951-52-53
Arthur Mathisen1942-43
Walt Kersulis1945

#20

Ken Gibson1990
Edward Manzke1989
Kevin Bontemps1980-81-82-83
Matt Meyer1979
Dennis Graff1974
Mel Blackwell1964
Jerry Renner1961
Bruce Bunkenburg1958-59-60
Bill Altenberger1955-56

#21

Brian Carlwell2007
 Robert Archibald1999-2000-01-02
 Matt Heldman1995-96-97-98
 Scott Pierce1992
 Rodney Jones1980
 Glynn Blackwell1986-87-88
 Quinn Richardson1981-82, 1984
 Steve Lanter1977, 1979
 Larry Cohen1972
 Bob Johansen1965-66-67
 Sam Leeper1962
 Bill Altenberger1957
 Walt Kersulis1948, 1950

#22

Lucas Johnson1999-2000-01-02
 Kiwane Garris1994-95-96-97
 Doug Altenberger1983-84-85-86-87
 Perry Range1979-80-81-82
 Howard Johnson1974-75
 Jim Vopicka1964-65
 Jay Lovelace1962
 Edward Perry1958-59-60
 George BonSalle1955-56
 John Kerr1952-53-54
 Van Anderson1948, 1950

#23

Blandon Ferguson2002-03
 Jerry Hester1998
 Mike Duis1992
 Larry Smith1988-89, 1991
 Curtis Taylor1986
 George Montgomery1982-83-84-85
 Larry Lubin1976-77-78-79
 Jerry Colangelo1960-61-62
 George BonSalle1957
 Ted Beach1950
 Alton Shirley1943

#24

Sean Harrington2000-01-02-03
 Richard Keene1993-94-95-96
 Scott Pierce1991
 Ervin Small1988-89-90
 Efrem Winters1983-84-85-86
 Tom Gerhardt1976-77-78

Jeff Dawson1973-74
 Jim Dawson1965-66-67
 Ed Makovsky1953-54

#25

Calvin Brock2006-07
 Jerrance Howard2001-02-03-04
 Bryant Notree1995-96-97
 Deon Thomas1991-92-93-94
 Nick Anderson1988-89
 Bruce Douglas1983-84-85-86
 Donn Deputy1974
 Jim Krelle1970-71-72
 Preston Pearson1966-67
 Bill Burwell1961-62-63
 Ted Caiazza1956-57
 Robert Peterson1951-52-53
 Eugene Vance1942-43, 1947
 Walt Kirk1944-45

#26

Irvin Bemoras1951-52-53
 Stan Fronczak1948

#27

James Dutcher1954-55
 Mack Follmer1950-51
 James Marks1948

#28

Gordon Hortin1944

#29

Max Baumgardner1951, 1953
 Dwight Humphrey1947

#30

Frank Williams2000-01-02
 Robert Bennetr1992-93-94-95
 Marcus Liberty1989-90
 Scott Meents1983-84-85-86
 Rob Judson1977-78-79-80
 Mike Wente1974
 Randy Crews1968-69-70
 Deon Flessner1966-67
 Jeff Ferguson1964

Mannie Jackson1958-59-60
 Phil Judson1955-56
 Howard Judson1944-45

#31

Jamar Smith2006-07
 Nick Huge2003
 David Freeman1997-98
 Brett Robisch1995-96
 Larry Smith1987
 Don Klusendorf1984
 Neil Bresnahan1977-78-79-80
 Greg Jackson1969-70-71
 Doug Mills1961-62
 Donald Delandy1944-45

#32

Kyle Wilson2003
 Cleotis Brown1999-2000
 Jarrod Gee1995-96-97-98
 Tom Michael1991-92-93-94
 Jay Daniels1982-83
 Levi Cobb1977-78-79-80
 Rick Schmidt1973-74-75
 Les Busboom1967-68-69
 Bill Edwards1962-63-64
 Louis Landt1959-60
 Bruce Brothers1954-55-56

#33

Rich McBride2004-05-06-07
 Damir Krupalija1999-2000-01-02
 Kevin Turner1995-96-97-98
 Marc Davidson1992-93
 Kenny Battle1988-89
 Ken Norman1985-86-87
 Eddie Johnson1978-79-80-81
 Otho Tucker1973, 1975-76
 Alvin O'Neal1971
 Jodie Harrison1968-69
 Rich Jones1966-67
 Bogie Redmon1963-64-65
 Alan Gosnell1958-59-60
 Harv Schmidt1955-56-57
 Clive Follmer1951-52-53
 William Erickson1947-48, 1950
 Charles Fowler1942

#34

C.J. Jackson2007
 Fred Nkemdi2004-05
 Brian Cook2000-01-02-03
 Brian Johnson1995-96-97-98
 Andy Kaufmann1990-91, 1993
 Rick Leighty1976-77
 Dennis Pace1967-68-69
 Bill McKeown1964-65
 Larry Breyfogle1958
 Paul Judson1954-55-56
 Robert Morton1944-45
 Kenneth Parker1943

#35

Carvell Ammons1999
 Shelly Clark1994-95
 Stephen Bardo1987-88-89-90
 Reggie Woodward1986
 Bill Morris1972
 Ron Dunlap1966-67
 Skip Thoren1963-64-65
 Govoner Vaughn1958-59-60

#37

Rodney Fletcher1950-51-52

#38

Herbert Gerecke1951-52
 Ken Menke1942-43, 1947
 Jack Burmaster1945

#40

James Augustine2003-04-05-06
 Sergio McClain1998-99-2000-01
 Jerry Hester1994-95-96-97
 Mike MacDonald1989
 Rich Adams1975-76-77-78
 John McBride1973
 Tom Dezort1970
 Dave Scholz1967-68-69
 Bob Brown1964, 1966
 Dave Downey1961-62-63
 Dwight "Dike" Eddleman1947-48

#41

Warren Carter2004-05-06-07
 Mike Jones1978
 Dave Smith1974
 Jerry Curless1961
 Max Hooper1952

#42

Brian Randle2004-05-06-07
 Clayton Thomas2002-03
 Herb Caldwell1996-97
 Gene Cross1993-94
 Mark Shapland1989
 Jim Green1987
 Mark Smith1978-79-80-81
 Tim Bushell1974
 Jim Rucks1972
 Ed Searcy1960

#43

Roger Powell, Jr.2002-03-04-05
 Bryan Leonard1981-82-83
 Audie Matthews1977-78
 Brad Farnham1974-75
 Bob Shapland1970-71
 Larry Hinton1964-65-66
 John Paul1957-58

#44

Marcus Arnold2006-07
 Rich Beyers1998-99
 Ryan Blackwell1996
 T.J. Wheeler1992-93-94
 Phil Kunz1987-88
 Anthony Welch1983-84-85-86
 Derek Holcomb1979-80-81
 Audie Matthews1975-76
 Jed Foster1971-72-73
 Bob Starnes1961-62-63
 Don Ohl1956, 1958

#45

Nick Smith2002-03-04-05
 Chris Gandy1994-95-96-97
 Lowell Hamilton1986-87-88-89
 Nick Connor1971-72-73
 Don Ohl1957

#47

Max Hooper1953-54
 Andrew Phillip1942-43, 1947

#48

James Schuldt1951, 1953
 Fred Green1947-48

#49

Stan Patrick1944

#50

Richard Semrau2007
 Jack Ingram2004-05
 Andy Kpedi1990-91

#51

Tom Haller1957

#52

Marcus Griffin2000-01
 Steve Roth1992-93-94-95
 Vern Altemeyer1959-60

#53

Bill Rucks1974-75
 Bill Small1961-62-63

#54

Jens Kujawa1986-87-88
 Mike Washington1975-76
 Jim DeDecker1971-72

#55

Shaun Pruitt2005-06-07

* Current players listed in bold.

MEDIA INFORMATION



ILLINOIS ATHLETIC PUBLIC RELATIONS OFFICE	200
BIG TEN CONFERENCE	201
MEDIA INFORMATION	202-203
ILLINI SPORTS NETWORK	204
COVERING THE ILLINI	205
OPPONENT SID DIRECTORY	206
2007 NCAA TOURNAMENT / 2007 BIG TEN TOURNAMENT	207
ILLINOIS RADIO/TV ROSTER	208

ATHLETIC PUBLIC RELATIONS



Kent Brown



Derrick Burson



Cassie Arner



Victor Cortez



Mike Koon



Derek Neal



Melissa Waller



Jen Funderburk



Stacia Harold



Kevin Martinez



Ben Taylor

STAFF DIRECTORY

Bielfeldt Athletics Administration Building
1700 South Fourth Street
Champaign, Ill.
Phone: (217) 333-1391 // Fax: (217) 333-5540

KENT BROWN

Assistant Athletics Director/
Media Relations
Co-Men's Basketball Contact
Work: (217) 244-6533
Home: (217) 469-0230
Cell: (217) 493-9795
Email: kwbrown3@uiuc.edu

DERRICK BURSON

Assistant SID
Co-Men's Basketball Contact
Work: (217) 333-0933
Cell: (217) 766-7315
Email: burson@uiuc.edu

CASSIE ARNER

Associate SID
Work: (217) 244-3886
Email: arner@uiuc.edu

VICTOR CORTEZ

Assistant SID/Publications
Work: (217) 244-7507
Email: vcortez@uiuc.edu

MIKE KOON

Assistant SID
Work: (217) 244-1256
Email: mkoon@uiuc.edu

DEREK NEAL

Assistant SID
Work: (217) 244-3707
Email: drneal@uiuc.edu

MELISSA WALLER

Assistant SID/Publications
Work: (217) 244-7321
Email: mwaller@uiuc.edu

JEN FUNDERBURK

Office Manager
Work: (217) 333-1391
Email: jdfishe1@uiuc.edu

STACIA HAROLD

Sports Information G.A.
Work: (217) 244-5045
Email: aharold2@uiuc.edu

KEVIN MARTINEZ

Sports Information Intern
Work: (217) 265-0170
Email: kmart@uiuc.edu

BEN TAYLOR

Sports Information G.A.
Work: (217) 244-4982
Email: bktaylor@uiuc.edu

Members of the Media,

The 2006-07 University of Illinois men's basketball media guide is intended as the primary information handbook for media members covering the University of Illinois men's basketball program. This book has been carefully designed to meet your needs in covering Fighting Illini basketball. If you find there is information not contained in this book that would be beneficial to your coverage of Illinois basketball, please let us know and we'll try to incorporate your suggestions into next season's guide.

The University of Illinois Athletic Media Relations Staff is ready to assist you in your coverage of Illini basketball. Feel free to call on myself or any member of the staff! Thanks for your coverage of Illinois sports and . . . GO ILLINI!

Kent Brown
Sports Information Director

BIG TEN CONFERENCE

The Big Ten Conference is an association of 11 world-class universities whose member institutions share a common mission of research, graduate, professional and undergraduate teaching and public service. Intercollegiate athletics has an important place within the mission.

The Big Ten Conference fields the nation's best in basketball year-in and year-out. Each year the Big Ten is tops in attendance and is among the leaders in number of teams receiving bids to the NCAA Tournament and number of teams ranked in the Top 25 during the season.

TOPS IN ATTENDANCE

At least five teams have advanced to the NCAA. For the 30th consecutive year, the Big Ten Conference led all NCAA conferences in home attendance for men's basketball, with over 2.27 million fans watching Big Ten basketball. It marked the 14th consecutive season that the Big Ten broke the two-million mark in total attendance. The league's attendance mark in 2000-01 (2,342,022) established an NCAA record, breaking the previous record from 1999-2000 (2,255,913), also set by the Big Ten. Last year, the Big Ten placed six teams in the Top 25 nationally for attendance (ILLINOIS, Wisconsin, Indiana, Ohio State, Michigan State and Iowa). ILLINOIS ranked ninth in the nation with a sell-out average of 16,618 fans per game.

POSTSEASON PLAY

At least five teams have advanced to the NCAA Tournament 21 times in the past 22 seasons ... ILLINOIS has advanced to the NCAA Tournament seven straight seasons ... A Conference school has advanced to the Final Four in five of the past eight seasons ... The Big Ten is one of only two conferences in the nation to advance at least one program to the Regional Finals in six of the last eight seasons ... The Big Ten had six teams, ILLINOIS, Ohio State, Iowa, Wisconsin, Indiana and Michigan State that participated in the 2006 NCAA Tournament.

BIG TEN POSTSEASON BASKETBALL APPEARANCES

	NCAA	Overall
Indiana	33	37
ILLINOIS	26	29
Ohio State	23	30
Iowa	22	27
Michigan State	20	25
Purdue	20	28
Michigan	20	28
Wisconsin	12	16
Minnesota	10	20
Penn State	8	16
Northwestern	0	3

BIG TEN COMMISSIONERS

John L. Griffith	1922-44
Kenneth L. "Tug" Wilson	1944-61
Bill Reed	1961-71
Wayne Duke	1971-89
Jim Delany	1989-present

BIG TEN CHRONOLOGY OF MEMBERSHIP

- 1895: Chicago, Illinois, Michigan, Minnesota, Northwestern, Purdue, Wisconsin (charter members)
- 1899: Indiana, Iowa joined
- 1908: Michigan withdrew
- 1912: Ohio State joined
- 1918: Michigan rejoined
- 1946: Chicago withdrew
- 1949: Michigan State joined
- 1990: Penn State joined

Since the NCAA Tournament expanded to 64 teams in 1985, the Big Ten has recorded a 181-120 mark, with champions coming in 1987 (Indiana), 1989 (Michigan) and 2000 (Michigan State). Since 1985, the Big Ten has been represented in the Final Four 15 times, including five years with multiple teams advancing to the national semifinals (ILLINOIS and Michigan in 1989, Michigan and Indiana in 1992, Michigan State and Ohio State in 1999, Wisconsin and Michigan State in 2000 and ILLINOIS and Michigan State in 2005).

Since the first tournament in 1939, the Big Ten has a 300-181 record and league teams have advanced to the championship game 20 times, with a Big Ten team emerging as the champion 10 times. League schools have accounted for 43 appearances in the Final Four. The Big Ten is the all-time leader with 187 bids to the NCAA Tournament.

ON THE TELEVISION

The tremendous following that Big Ten basketball attracts in stadiums also lends itself to favorable television coverage. Big Ten teams will account for at least 76 appearances on national television prior to the 2007 NCAA Tournament, making at least 17 appearances on CBS, 30 on ESPN, 22 on ESPN2 and seven on ESPNU during the 2006-07 season. Also, all 88 intraconference games will be televised for the 14th straight season. ESPN-Plus will televise the remainder of the Big Ten games not covered by CBS, ESPN, ESPN2 and ESPNU.



James E. Delany



Mark Rudner



Scott Chipman



Robin Jentes
Men's Basketball
SID Contact

BIG TEN CONFERENCE

1500 West Higgins Road
Park Ridge, IL 60068-6300
Phone: (847) 696-1010
Fax: (847) 696-1110

James E. Delany
Commissioner

Brad Traviolia
Deputy Commissioner

Rich Falk
Associate Commissioner

Carol A. Iwaoka
Associate Commissioner

Mark D. Rudner
Associate Commissioner

Andrea Williams
Associate Commissioner

Scott Chipman
Assistant Commissioner

Wendy Fallen
Assistant Commissioner

Chad Hawley
Assistant Commissioner

Mike McComiskey
Assistant Commissioner

The University of Illinois media guide is your source for information on the Illini basketball program. The Athletic Media Relations staff is here to help you in your coverage of Illinois basketball. Don't hesitate to call any member of our staff if you need assistance during the course of the year.

ASSEMBLY HALL

All media will enter the arena through the Northeast Entrance and will park in the Northeast lot, located on the corner of Kirby and Fourth Streets. After you enter the Assembly Hall concourse, turn left to access the media room. We will have wireless internet access and phone lines available in the media room where all press can work postgame. Occasionally, the Assembly Hall stage crew will be setting up for another event and the press row area will be taken down immediately following some games.

Before every home game a meal will be provided in the media room 1 1/2 hours prior to tip-off. You also may secure game programs, media guides and pre-game notes in the media room beginning two hours prior to tip-off.

COURTSIDE PHOTOGRAPHY

All photographers must work from within the designated areas behind the baselines of the playing court. The University of Illinois follows NCAA and Big Ten guidelines regarding event photography. Photo locations are first-come, first-served, but in the event of heavy demand for photo credentials for a particular game, shooting locations may be assigned.

Strobes—Photographers wishing to use strobe equipment at Illinois home games must notify the Illinois Sports Information staff at least one week in advance of the game for which they are requesting. There is a charge for installation and/or use of such equipment. A maximum of two strobe units may be used for any individual game.

All photographs are to be used in coverage of Illinois basketball and cannot be sold for any commercial enterprise benefiting the photographer. Should photos be sold commercially, credential privileges could be terminated.

CREDENTIALS

Any member of the media wishing to cover the Fighting Illini this season must request, in writing or by email, credentials from Kent Brown in the Sports Information Office. All requests must be in writing on your company letterhead and be either mailed, emailed or faxed to Kent Brown.

NO credential requests will be accepted over the phone.

Due to limitations in seating numbers, all requests will be prioritized according to published circulation numbers. Be specific when requesting the type of credential needed, either media or photo. Any non-working people in possession of a media credential will be asked to turn over the credential and leave the press area. No children are permitted in the press seating areas. Media agencies that violate this policy may not be issued credentials for future games.

The acceptance of media credentials is an acknowledgement of the University of Illinois' rights to the game and play-by-play coverage and an agreement to abide by any restrictions the UI may place on real-time play-by-play coverage and use of comprehensive game statistics. Failure to abide by these restrictions implemented by the UI may result in revocation of press credentials. The UI reserves the right to grant approval for distribution of real time play-by-play, game-related statistics and information through the internet.

Season requests should be received by Nov. 1.

Single-game requests should be made at least 10 days prior to the date of the game.

ROAD GAME/NEUTRAL SITE CREDENTIALS

Illinois media wishing to cover the Illini on the road should direct their credential request to the sports information director of the host institution. Please see below for credential requests for neutral site games.

Nov. 24-25 – Chicago Invitational Challenge
Sears Centre – Hoffman Estates, Ill.
Kent Brown, Illinois SID
Phone: (217) 333-1391
Fax: (217) 333-5540
Email: kwbrown3@uiuc.edu

Dec. 2 – Illinois vs. Arizona
US Airways Center – Phoenix, Ariz.
Bret Krift, Game Seven Sports Marketing
Phone: (859) 335-8361
Fax: (859) 335-8363
Email: bkriфт@game-seven.com

Dec. 9 – Illinois vs. Illinois-Chicago
United Center – Chicago, Ill.
Kent Brown, Illinois SID
Phone: (217) 333-1391
Fax: (217) 333-5540
Email: kwbrown3@uiuc.edu

Dec. 19 – Illinois vs. Missouri
Scottrade Center — St. Louis, Mo.
Megan Little, Scottrade Center
Phone: (314) 622-5419
Fax: (314) 622-5410
Email: mlittle@scottradecenter.net

Dec. 29 – Illinois vs. Xavier
US Bank Arena — Cincinnati, Ohio
Tom Eiser, Xavier SID
Phone: (513) 745-3124
Fax: (513) 745-2825
Email: eiser@xu.edu

PARKING

A limited number of media parking passes are available for the 2006-07 men's basketball games at the Assembly Hall. The issuance of passes will be done on a priority basis with media who cover the University of Illinois basketball team on a regular basis holding the highest priority. Requests will then be prioritized according to circulation for newspapers and coverage area for radio and television. A replacement pass WILL NOT BE ISSUED IF THE ORIGINAL IS LOST. To avoid game traffic, media are encouraged to arrive at least 45 minutes prior to tip-off.

TELEPHONES

Charge-a-call lines will be provided in the working press room. Any individual wishing to order phone lines for the season or for a single game should direct the request to SBC (800) 321-8152 during regular business hours. Street address for the Assembly Hall is 1600 South First Street, Champaign, IL 61820. Post-game, all media are asked to utilize the phone lines in the working press room because the press row seating area on the floor will be taken down immediately following several games in preparation for the next event.

POSTGAME INFORMATION

Media are strongly encouraged to use the official University of Illinois athletics website — www.fightingillini.com to access the box score following home games.

Updated Illinois season statistics will be available following each game, except when traveling by commercial means and in that case the stats will be updated the next morning.

The University of Illinois will not be faxing its basketball releases to media personnel. All persons wishing to receive releases, stats, or box scores should retrieve the information off the official UI athletics web site at www.fightingillini.com. To receive releases via email, contact SIDs Kent Brown or Derrick Burson.

WEB SITES

Media credentials are issued only for individuals who are affiliated with web sites for national or regional television and news media organizations, e.g. USA Today Online, ESPN.com, CNN/SI, CBS Sportsline, etc., for institutions that are conference members and non-conference

opponents, and for the Big Ten Conference. The University of Illinois reserves the right to deny media credentials to any individual whose web site is not affiliated with an official news gathering organization.

WWW.FIGHTINGILLINI.COM

Illinois releases, statistics, audio and video of press conferences and live radio coverage of the Fighting Illini games are available on the official University of Illinois athletics web site, www.fightingillini.com. In addition to men's basketball, live audio is available on the web for football, women's basketball, volleyball, softball, baseball and the coaches' radio show broadcasts.

BASKETBALL PRACTICE

Illinois basketball practices will generally be open to the media, although Coach Bruce Weber reserves the right to close practices at his discretion. Media interested in attending practice should contact SIDs Kent Brown or Derrick Burson to confirm the time and place.

The Illinois basketball team will generally practice at 2:45 p.m. on weekdays and practice times on weekends will be listed as TBA. Most practices will be held at the Ubben Basketball Practice Facility, except for isolated times when the team will practice at the Assembly Hall. Please note that the locker room area, weight room and training room are off limits to members of the media. In order to avoid congestion on the floor area, media who attend practice are asked to watch from the balcony area on the second floor that overlooks the court at the Ubben Basketball Practice Facility.

INTERVIEW POLICIES

All interview requests for Illinois players, Bruce Weber and members of the Illini coaching staff should be cleared through Kent Brown or Derrick Burson in the Illinois Sports Information Office. Please give at least 24 hours advance notice for interview requests. On days of scheduled press conferences, players will be available for interviews before practice. Otherwise, Coach Weber, assistant coaches and players will be available for interviews following practice.

When the Illini are on the road, Illinois head coach Bruce Weber will be available for interviews for a few minutes after the scheduled practice. The final 20 minutes of practices are open to the media.

POST-GAME INTERVIEWS

The University of Illinois will utilize the media room, located on the Mezzanine Level on the Northeast side of the Assembly Hall, for post-game interviews. Head Coach Bruce Weber and selected Illinois players will be brought to this area for interviews, along with the opposing head

coach. Opposing players will be available outside of their locker room. Player requests for the visiting team should be made through that school's Basketball SID. If you need to interview an Illinois player who has not been requested for the interview room, please make specific arrangements with a member of the Illinois Sports Information staff. The normal schedule will begin with selected Illinois players, followed by the opposing coach, then Bruce Weber.

BRUCE WEBER TV SHOW

This weekly 30-minute television program, hosted by Jason Elliott of WCIA-TV in Champaign, features game highlights and interviews with coaches, players and others involved with the Illinois basketball program. Viewers should consult their local listings for the dates and times of the telecasts in their area.

BRUCE WEBER RADIO SHOW

The Bruce Weber Show is a weekly call-in radio show aired statewide on the Illini Sports Network. The show is hosted by Illini play-by-play announcer Brian Barnhart and airs Mondays from 7-8 p.m. beginning Dec. 4. In addition to the studio shows, the radio show will occasionally move to different location on the UI campus and in the Champaign-Urbana community. A complete schedule of the show will be listed in the weekly notes update.

DIRECTIONS TO ASSEMBLY HALL

FROM CHICAGO O'HARE INTERNATIONAL AIRPORT: I-90/94 to I-57 South or I-294 Tri-State Tollway East to I-80 West to I-57 South. Follow I-57 South approximately 110 miles south to I-74 East.

Exit Neil Street, turn right. Travel approx. 3 miles to Kirby Ave. and turn left. The Assembly Hall will be ahead on your right.

Approximate travel time: 3:00

FROM CHICAGO MIDWAY AIRPORT: Take I-55 West to I-294 Tri-State Tollway East, to I-80 West to I-57 South. Follow I-57 South approximately 110 miles south to I-74 East.

Exit Neil Street, turn right. Travel approx. 3 miles to Kirby Ave. and turn left. The Assembly Hall will be ahead on your right.

Approximate travel time: 2:45

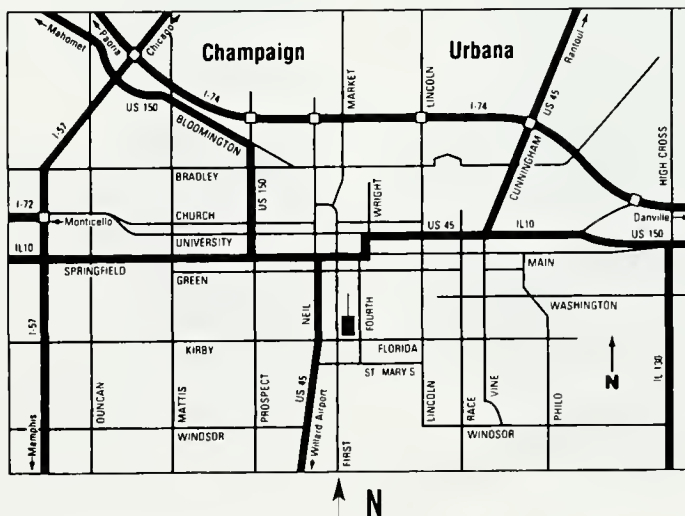
FROM INDIANAPOLIS INTERNATIONAL AIRPORT: I-465 North to I-74 West. Exit Lincoln Avenue, turn left.

Travel approx. 3 miles to Florida Ave. and turn Right. The Assembly Hall will be ahead approximately one mile on your left.

Approximate travel time: 2:00

FROM LAMBERT-ST. LOUIS INTERNATIONAL AIRPORT: Lindbergh Avenue North to I-270 East; I-70 East to Effingham, Ill. and I-57 North. Exit 229 Monticello Road (Savoy) and turn right to U.S. 45 (approx. 1 mile). Turn left on U.S. 45 to right on Kirby Ave. and the Assembly Hall will be ahead on your right.

Approximate travel time: 3:15





(L-R): Former Illini great Jerry Hester and Brian Barnhart team up for Fighting Illini Basketball broadcasts on the Illini Sports Network.

The 47-station Illini Sports Network will once again bring Fighting Illini basketball to fans across the state with Brian Barnhart, former Illini great Jerry Hester, and Loren Tate calling the action from courtside.

Barnhart is in his fifth season as the "Voice of the Illini" after a long stint in professional baseball, including two years as the play-by-play voice of the Anaheim Angels. Barnhart serves as the voice of the Illini Sports Network, providing play-by-play coverage of football and men's basketball and as the host of the statewide "Ron Zook Show" and "Bruce Weber Show" call-in programs held weekly at 7 p.m. during the season (Thursdays for Zook show, Mondays for Weber show).

A native of nearby Tolono, Barnhart graduated from Unity High School and Liberty University before beginning a 15-year career in professional baseball in 1986. He served as the play-by-play voice of the Lynchburg Mets and Salem Buccaneers before moving up to the Oklahoma City 89ers, the Class AAA affiliate of the Texas Rangers, from 1988-94. Barnhart did high school football and other sport play-by-play for 11 years and was also the voice for Oklahoma Baptist basketball from 1992-94 and Oklahoma City Blazers minor league hockey in 1993. From 1996-98, he handled news, sports and play-by-play at WWLS in Oklahoma City.

In 1998, Barnhart was named the play-by-play announcer for the Angels and spent two

full seasons with the American League club before returning to the Champaign-Urbana area in 2000. He currently is a news and sports announcer at WDWS-AM 1400 in Champaign.

Jerry Hester is now in his second season serving as the expert analyst on Illini Sports Network men's basketball broadcasts. Hester started at Illinois from 1994-98 and was a key member of the UI's 1998 Big Ten Championship team. Following graduation, he played professionally in Poland, England and Italy. Hester is currently a financial advisor with Northwestern Mutual.

Joining Barnhart and Hester on the broadcast again this year is Loren Tate, who will handle pre-game, halftime and post-game host duties. Tate, now in his 52nd year covering the Fighting Illini, is a longtime sports columnist and former sports editor of *The News-Gazette* in Champaign. He has also covered Illinois for decades as a radio and television broadcaster.

The statewide Illini Sports Network is managed by the Division of Intercollegiate Athletics, including distribution, sales operations, affiliate relations and programming. ISN programming includes Illinois football, men's and women's basketball, volleyball and baseball, along with the "Illini Today" series. The "Bruce Weber Show" can be heard statewide on the Illini Sports Network each Monday beginning Dec. 4 at 7 p.m. For information, contact Marty Kaufmann at (217) 244-6532.



ILLINI SPORTS NETWORK

Aledo, WRMJ-FM 102.3
 Alton, WBGZ-AM 1570
 Bloomington, WTRX-FM 93.7
 Champaign, WDWS-AM 1400
 Champaign, WHMS-FM 97.5
 Chicago, WIND-AM 560
 Clinton, WHOW-AM 1520
 Clinton, WHOW-FM 95.9
 Danville, WDAN-AM 1490
 Danville, WDNL-FM, 102.1
 Davenport, Iowa, KUUL-FM 101.3
 Decatur, WSOY-AM 1340
 DuQuoin, WDQN-AM 1580
 East Moline, KUUL-FM 101.3
 Effingham, WCRC-FM 95.7
 Fairfield, WFIW-AM 1390
 Galesburg, WGIL-AM 1400
 Jacksonville, WJIL-AM 1550
 Jerseyville, WJBM-AM 1480
 Kankakee, WKAN-AM 1320
 Kewanee, WYEC-FM 93.9
 LaSalle-Peru, WLPO-AM 1220
 Litchfield, WSMI-FM 106.1 / WAOX-FM 105.3
 Mt. Carmel, WVMC-AM 1360
 Mattoon, WCRC-FM 95.7
 Morrison, WZZT-FM 102.7
 Olney, WVLN-AM 740
 Olney, WSEI-FM 92.9
 Paxton, WPXN-FM 104.9
 Peoria, WIRL-AM 1290
 Pittsfield, WBBA-FM 97.5
 Pontiac, WTRX-FM 93.7
 Pontiac, WJEZ-FM 98.9
 Quincy, WTAD-AM 930 / WQCY-FM 103.9
 Robinson, WTAY-AM 1570
 Robinson, WTYE-FM 101.7
 Rockford, WROK-AM 1440
 Salem, WJBD-AM 1350
 Salem, WJBD-FM 100.1
 Sparta, WHCO-AM 1230
 St. Louis, KRFT-AM 1190
 St. Louis, KFNS-AM 590
 Springfield, WTAX-AM 1240
 Sterling, WSDR-AM 1240
 Taylorville, WTIM-FM 97.3
 Vandalia, WCRC-FM, 95.7
 Watseka, WGFA-FM 94.1

PRINT

Alton Telegraph
Steve Porter
steveporter51@hotmail.com
111 E. Broadway
Alton, IL 62002
Phone: (618) 463-2500
www.thetelegraph.com

Arlington Heights Daily Herald
Lindsey Willhite
lwi77@cs.com
155 E. Algonquin Road
Arlington Heights, IL 60006
Phone: (847) 427-4430
Fax: (847) 427-1173
www.dailyherald.com

Belleville News-Democrat
Dave Wilhelm
d.wilhelm@mnd.com
120 S. Illinois St.
Box 427
Belleville, IL 62222
Phone: (618) 234-1000
Fax: (618) 345-4223
www.belleville.com

Bloomington Pantagraph
Jim Benson
jbenson@pantagraph.com
301 W. Washington
Bloomington, IL 61701
Phone: (800) 747-7323
Fax: (309) 829-7000
www.pantagraph.com

Champaign-Urbana News-Gazette
Paul Klee
pklee@news-gazette.com
Loren Tate
ltate@news-gazette.com
Box 677
Champaign, IL 61820
Phone: (217) 351-5232
Fax: (217) 351-5374
www.news-gazette.com

Chicago Sun-Times
Herb Gould
herbgould@aol.com
350 N. Orleans St.
Chicago, IL 60654
Phone: (312) 321-2663
Fax: (312) 942-0569
www.suntimes.com

Chicago Tribune
Neil Milbert
nmilbert@tribune.com
435 N. Michigan Ave.
Chicago, IL 60611
Phone: (312) 222-3478
Fax: (312) 828-9392
www.chicagotribune.com

Copley News Service
John Supinie
johnsupinie@aol.com
Phone: (217) 377-1977
*Covering Peoria Journal Star and
Springfield State Journal-Register*

Daily Illini
Erin Foley
efoley@uiuc.edu
57 East Green Street
Champaign, IL 61820
Phone: (217) 337-8363
Fax: (217) 337-8328
www.dailyillini.com

Daily Southtown
Tim Cronin
tcronin@dailysouthtown.com
7918 Keystone Road
Orland Park, IL 60462
Phone: (708) 767-2622
Fax: (708) 633-599
www.dailysouthtown.com

Danville Commercial-News
Chad Dare
cdare@dancomnews.com
17 W. North Street
Danville, IL 61832
Phone: (217) 477-5151
Fax: (217) 446-6648
www.commercial-news.com

Decatur Herald & Review
Mark Tupper
mtupper@herald-review.com
601 E. William, Box 311
Decatur, IL 62525
Phone: (217) 421-6979
Fax: (217) 421-7965
www.herald-review.com

Moline Dispatch
Jeff Wendland
wendland@qconline.com
1720 5th Avenue
Moline, IL 61265
Phone: (309) 764-4344
Fax: (309) 797-0317
www.qconline.com

Northwest Herald
Nick Pietruszkiewicz
npiet10@hotmail.com
P.O. Box 250
Crystal Lake, IL 60014
www.nwherald.com

Peoria Journal Star
One News Plaza
Peoria, IL 61601
(309) 686-3214
www.pjstar.com

Quad-City Times
Steve Batterson
sbatterson@qctimes.com
500 E. Third Street
Davenport, IA 52801
Phone: (319) 383-2285
Fax: (319) 383-2370
www.qctimes.com

Rockford Register Star
Jay Taft
jtaft@rrstar.com
99 East State Street
Rockford, IL 61104
Phone: (815) 987-1200
Fax: (815) 987-1365
www.rrstar.com

Springfield State Journal-Register
One Copley Plaza
Springfield, IL 62705
(217) 788-1300
www.sj-r.com

St. Louis Post-Dispatch
Stu Durando
sdurando@post-dispatch.com
900 N. Tucker Blvd.
St. Louis, MO 63101
Phone: (314) 340-8195
Fax: (314) 340-3070
www.stitoday.com

RADIO

Illini Sports Network
Brian Barnhart - Play-by-Play
bbarn64@hotmail.com
Box 3939
Champaign, IL 61826
Phone: (217) 351-5300
Fax: (217) 351-5385

Jerry Hester - Analyst
jhester711@hotmail.com
96 Birch
Park Forest, IL 60466
Phone: (708) 845-7810

WDWS 1400 AM
Dave Loane, Sports Director
Steve Kelly, "SportsTalk" Host
skelly@wdws.com
Box 3939
Champaign, IL 61826
Phone: (217) 351-5300
Fax: (217) 351-5385
www.wdws.com

WNMS 97.5 FM
Mike Haile
Box 3939
Champaign, IL 61826
Phone: (217) 351-5300

WILL 580 AM
228 Gregory Hall
Urbana, IL 61801
Phone: (217) 33-0850
Fax: (217) 333-7151
www.will.uiuc.edu

WLRW/WIXY/WKID
Mike Cation
cation@att.net
2603 West Bradley Ave.
Champaign, IL 61821
Phone: (217) 352-4141
www.mix945.com / www.wkio.com

WPGU 107.1 FM
24 East Green Street
Champaign, IL 61820
Phone: (217) 244-3000
Fax: (217) 244-3001
www.wpgu.com

KFNS 590 AM
Mike Claiborne
8045 Big Bend Blvd.
St. Louis, MO 63119
Phone: (314) 952-0590
www.kfns.com

TV

WAND, Ch. 17
Steve Breitweiser, Sports Director
Brian Jodice
904 Southside Drive
Decatur, IL 62522
Phone: (217) 424-2500
Fax: (217) 422-8203
www.wandtv.com

WCIA, Ch. 3
Jason Elliott, Sports Director
Nevin Nelson
Aaron Bennett
509 S. Neil Street
Champaign, IL 61820
Phone: (217) 356-8333
Fax: (217) 373-3663
www.wcia.com

WICD, Ch. 15
Josh Samuels, Sports Director
Bart Barker
Matt Coldagelli
250 Country Fair Drive
Champaign, IL 61821
Phone: (217) 351-8538
Fax: (217) 351-6134
www.wicd15.com

Comcast SportsNet
350 N. Orleans St.
Suite S1-100
Chicago, IL 60654
Phone: (312) 222-6080
Fax: (312) 527-4039
chicago.comcastsportsnet.com

WGN, Ch. 9
2501 W. Bradley Place
Chicago, IL 60618
Phone: (773) 883-3325
Fax: (773) 883-3314
wgntv.com

FOX Sports Midwest
Annex Building
700 St. Louis Union State
Suite 300
St. Louis, MO 63103
Phone: (314) 206-7034
Fax: (314) 206-7070

WIRE SERVICE

Associated Press
TBD
Box 677
Champaign, IL 61820
Phone: (217) 351-4094
Fax (Chicago): (312) 781-1989

OPPONENT SID DIRECTORY

ARIZONA

www.arizonaathletics.com
Basketball SID: Richard Paige
Phone: (520) 621-4163
Fax: (520) 621-2681
Email: rpaige@email.arizona.edu
Head Coach: Lute Olson (24th year)
2005-06 Overall Record: 20-13
Series: Tied, 6-6

AUSTIN PEAY

www.apsu.edu/letsgoapeay
Basketball SID: Brad Kirtley
Phone: (931) 221-7561
Fax: (931) 221-7562
Email: kirtleyb@apsu.edu
Head Coach: Dave Loos (17th year)
2005-06 Overall Record: 17-14
Series: Tied, 1-1

BELMONT

www.belmont.edu/athletics
Basketball SID: Greg Sage
Phone: (615) 460-6698
Fax: (615) 460-5584
Email: sagesg@mail.belmont.edu
Head Coach: Rick Byrd (21st year)
2005-06 Overall Record: 20-11
Series: First meeting

FLORIDA A&M

www.thefamurattlers.com
Basketball SID: Ronnie Johnson
Phone: (850) 561-2701
Fax: (850) 599-3206
Email: ronjon_2001@yahoo.com
Head Coach: Mike Gillespie (6th year)
2005-06 Overall Record: 14-17
Series: Illinois leads 1-0

GEORGIA SOUTHERN

www.georgiasouthern eagles.com
Basketball SID: Matt Horne
Phone: (912) 681-5288
Fax: (912) 681-0046
Email: mhorne@georgiasouthern.edu
Head Coach: Jeff Price (8th year)
2005-06 Overall Record: 20-10
Series: Illinois leads 2-0

IDAHO STATE

www.isubengals.com
Basketball SID: Frank Mercogliano
Phone: (208) 282-2621
Fax: (208) 282-3659
Email: mercfran@isu.edu
Head Coach: Joe O'Brien (1st year)
2005-06 Overall Record: 13-14
Series: Illinois leads 1-0

ILLINOIS-CHICAGO

www.uicflames.com
Basketball SID: Mike Cassidy
Phone: (312) 413-8199
Fax: (312) 996-5882
Email: cassidy@uic.edu
Head Coach: Jimmy Collins (11th year)
2005-06 Overall Record: 16-15
Series: Illinois leads 11-1

INDIANA

www.indahoosiers.com
Basketball SID: Pete Rhoda
Phone: (812) 855-9794
Fax: (812) 855-9401
Email: prhoda@indiana.edu
Press Row Phone: (812) 855-2754
Head Coach: Kelvin Sampson (1st year)
2005-06 Overall Record: 19-12
Series: Indiana leads 79-76
Games at Illinois: Illinois leads 45-30
Games at Indiana: Indiana leads 48-27
Neutral Games: Illinois leads 4-1
Current Series Streak: Illinois W-1

Weber vs. Indiana all-time: 5-2
Sampson vs. Illinois: 0-0

IDWA

www.hawkeyesports.com
Basketball SID: Steve Roe
Phone: (319) 339-0980
Fax: (319) 335-9417
Email: steven-roe@uiowa.edu
Press Row Phone: (319) 335-7284
Head Coach: Steve Alford (8th year)
2005-06 Overall Record: 25-9
Series: Illinois leads 73-65
Games at Illinois: Illinois leads 56-14
Games at Iowa: Iowa leads 51-17
Neutral Games: N/A
Current Series Streak: Illinois W-1
Weber vs. Iowa: 5-1
Alford vs. Illinois: 3-9

IUPUI

www.iupuijags.com
Basketball SID: Ed Holdaway
Phone: (317) 274-2725
Fax: (317) 278-2683
Email: eholdawa@iupui.edu
Head Coach: Ron Hunter (13th year)
2005-06 Overall Record: 19-10
Series: First meeting

JACKSON STATE

www.jsutigers.com
Basketball SID: Aaron Thompson
Phone: (601) 979-2274
Fax: (601) 979-2000
Email: jsusportsman@yahoo.com
Head Coach: Tevester Anderson (4th year)
2005-06 Overall Record: 15-17
Series: Illinois leads 2-0

MARYLAND

www.umterps.com
Basketball SID: Jason Yaman
Phone: (301) 314-8052
Fax: (301) 314-9094
Email: jyaman@umd.edu
Head Coach: Gary Williams (18th year)
2005-06 Overall Record: 19-13
Series: Maryland leads 3-2

MIAMI (OHIO)

www.muredhawks.com
Basketball SID: Angie Renninger
Phone: (513) 529-6239
Fax: (513) 529-6729
Email: renninal@muohio.edu
Head Coach: Charlie Coles (11th year)
2005-06 Overall Record: 18-11
Series: Illinois leads 3-0

MICHIGAN

www.mgoblue.com
Basketball SID: Tom Wywrot
Phone: (734) 647-1268
Fax: (734) 647-1188
Email: twywrot@umich.edu
Press Row Phone: (734) 998-7188
Head Coach: Tommy Amaker (6th year)
2005-06 Overall Record: 22-11
Series: Illinois leads 79-68
Games at Illinois: Illinois leads 50-23
Games at Michigan: Michigan leads 44-28
Neutral Games: Tied 1-1
Current Series Streak: Michigan W-1
Weber vs. Michigan: 4-1
Amaker vs. Illinois all-time: 1-10

MICHIGAN STATE

www.insuspartans.com
Basketball SID: Matt Larson
Phone: (517) 355-2271
Fax: (517) 353-9636
Email: larson@ath.msu.edu
Press Row Phone: (517) 353-1626

Head Coach: Tom Izzo (12th year)
2005-06 Overall Record: 22-12
Series: Illinois leads 52-48
Games at Illinois: Illinois leads 33-15
Games at MSU: Michigan State leads 30-18
Neutral Games: Michigan State leads 3-1
Current Series Streak: Michigan State W-1
Weber vs. Michigan State: 4-1
Izzo vs. Illinois: 11-10

MINNESOTA

www.gophersports.com
Basketball SID: Kyle Coughlin
Phone: (612) 625-4090
Fax: (612) 625-0359
Email: cough002@umn.edu
Press Row Phone: (612) 626-1308
Head Coach: Dan Monson (8th year)
2005-06 Overall Record: 16-15
Series: Illinois leads 108-60
Games at Illinois: Illinois leads 66-16
Games at Minnesota: Minnesota leads 43-39
Neutral Games: Illinois leads 3-1
Current Series Streak: Illinois W-15
Weber vs. Minnesota: 5-0
Monson vs. Illinois: 0-14

MISSOURI

www.mutigers.com
Basketball SID: Dave Reiter
Phone: (573) 882-3241
Fax: (573) 882-4720
Email: reiterd@missouri.edu
Head Coach: Mike Anderson (1st year)
2005-06 Overall Record: 12-16
Series: Illinois leads 24-12
Games at Illinois: Illinois leads 4-1
Games at Missouri: Illinois leads 3-2
Neutral Games: Illinois leads 17-9
Current Series Streak: Illinois W-6
Weber vs. Missouri all-time: 3-1
Anderson vs. Illinois: 0-0

NORTHWESTERN

www.nusports.com
Basketball SID: Adam Widman
Phone: (847) 467-3758
Fax: (847) 491-8818
Email: awidman@northwestern.edu
Press Row Phone: (847) 491-8853
Head Coach: Bill Carmody (7th year)
2005-06 Overall Record: 14-15
Series: Illinois leads 122-34
Games at Illinois: Illinois leads 60-13
Games at Northwestern: Illinois leads 59-21
Neutral Games: Illinois leads 3-0
Current Series Streak: Illinois W-6
Weber vs. Northwestern: 6-1
Carmody vs. Illinois: 1-11

OHIO STATE

www.ohiostatebuckeyes.com
Basketball SID: Dan Wallenberg
Phone: (614) 292-6861
Fax: (614) 292-8547
Email: wallenberg.1@osu.edu
Press Row Phone: (614) 688-5330
Head Coach: Thad Matta (3rd year)
2005-06 Overall Record: 26-6
Series: Illinois leads 100-61
Games at Illinois: Illinois leads 59-21
Games at Ohio State: Tied, 39-39
Neutral Games: Illinois leads 2-1
Current Series Streak: Ohio State W-2
Weber vs. Ohio State: 3-2
Matta vs. Illinois: 2-1

PENN STATE

www.gopsusports.com
Basketball SID: Brian Seigrist
Phone: (814) 865-1757
Fax: (814) 863-3165
Email: tbs1@psu.edu
Press Row Phone: (814) 863-3516

Head Coach: Ed Oechellis (4th year)
2005-06 Overall Record: 15-15
Series: Illinois leads 18-7
Games at Illinois: Illinois leads 9-3
Games at Penn State: Illinois leads 8-3
Neutral Games: Tied 1-1
Current Series Streak: Penn State W-1
Weber vs. Penn State: 4-1
DeChellis vs. Illinois: 1-4

PURDUE

www.purduesports.com
Basketball SID: Elliot Bloom
Phone: (765) 494-3196
Fax: (765) 494-5447
Email: hoopssid@purdue.edu
Press Row Phone: (765) 494-6364
Head Coach: Matt Painter (2nd year)
2005-06 Overall Record: 9-19
Series: Purdue leads 85-81
Games at Illinois: Illinois leads 53-30
Games at Purdue: Purdue leads 54-27
Neutral Games: Tied 1-1
Current Series Streak: Illinois W-4
Weber vs. Purdue: 4-1
Painter vs. Illinois: 0-1

SAVANNAH STATE

www.savstate.edu/athletics
Basketball SID: Opio Mashariki
Phone: (912) 356-2446
Fax: (912) 353-3073
Email: masharik@savstate.edu
Head Coach: Horace Broadnax (2nd year)
2005-06 Overall Record: 2-28
Series: First meeting

WISCONSIN

www.uwbadgers.com
Basketball SID: Brian Lucas
Phone: (608) 262-1811
Fax: (608) 262-8184
Email: blm@athletics.wisc.edu
Press Row Phone: (608) 265-4333
Head Coach: Bo Ryan (6th year)
2005-06 Overall Record: 19-12
Series: Illinois leads 106-68
Games at Illinois: Illinois leads 66-17
Games at Wisconsin: Wisconsin leads 50-38
Neutral Games: Illinois leads 2-1
Current Series Streak: Illinois W-4
Weber vs. Wisconsin: 5-2
Ryan vs. Illinois all-time: 4-8

XAVIER

www.goxavier.com
Basketball SID: Tom Eiser
Phone: (513) 745-3124
Fax: (513) 745-2825
Email: eiser@xu.edu
Head Coach: Sean Miller (3rd year)
2005-06 Overall Record: 21-11
Series: Illinois leads 2-0

BIG TEN CONFERENCE

www.bigten.org
Basketball SID: Robin Jentes
Phone: (847) 696-1010
Fax: (847) 696-1110
Email: rjentes@bigten.org

OTHER PRESS ROW PHONES

United Center, Chicago
(312) 455-7930
Scottrade Center, St. Louis
(314) 589-5832
Conseco Fieldhouse, Indianapolis
(317) 634-5712

2007 NCAA AND BIG TEN TOURNAMENTS

2007 NCAA TOURNAMENT

FIRST AND SECOND ROUNDS // MARCH 15-18, 2007

HSBC ARENA
Buffalo, N.Y.
March 15 & 17
Hosts: MAAC, Canisius College and Niagara University

RUPP ARENA
Lexington, Ky.
March 15 & 17
Host: University of Kentucky

ARCO ARENA
Sacramento, Calif.
March 15 & 17
Host: University of the Pacific

LAWRENCE JOEL VETERANS MEMORIAL COLISEUM
Winston-Salem, N.C.
March 15 & 17
Host: Wake Forest University

UNITED CENTER
Chicago, Ill.
March 16 & 18
Host: Big Ten Conference

NATIONWIDE ARENA
Columbus, Ohio
March 16 & 18
Host: Ohio State University

NEW ORLEANS ARENA
New Orleans, La.
March 16 & 18
Host: Tulane University

PALACE OF AUBURN HILLS
Auburn Hills, Mich.
March 16 & 18
Host: Oakland University

REGIONALS // MARCH 22-25, 2007

SOUTH
Alamodome
San Antonio, Texas
March 22 & 24
Host: University of Texas-San Antonio

WEST
HP Pavilion
San Jose, Calif.
March 22 & 24
Host: San Jose State University

EAST
Continental Airlines Arena
East Rutherford, N.J.
March 23 & 25
Host: Rutgers University

MIDWEST
Edward Jones Dome
St. Louis, Mo.
March 23 & 25
Host: Missouri Valley Conference

FINAL FOUR // MARCH 31 & APRIL 2, 2007

GEORGIA DOME // ATLANTA, GA.

2007 BIG TEN TOURNAMENT

MARCH 8-11 // UNITED CENTER // CHICAGO

OPENING ROUND
Thursday, March 8
Game 1:
#8 Seed vs. #9 Seed
11 a.m. CST - ESPN2
Game 2:
#7 Seed vs. #10 Seed
1:30 p.m. CST - ESPN2
Game 3:
#6 Seed vs. #11 Seed
4:05 p.m. CST - ESPN2

QUARTERFINALS
Friday, March 9
Game 4:
#1 Seed vs. Game 1 Winner
11 a.m. CST - ESPN
Game 5:
#4 Seed vs. #5 Seed
1:30 p.m. CST - ESPN
Game 6:
#2 Seed vs. Game 2 Winner
5:40 p.m. CST - ESPN-Plus
Game 7:
#3 Seed vs. Game 3 Winner
8:10 p.m. CST - ESPN-Plus

SEMIFINALS
Saturday, March 10
Game 8:
Game 4 Winner vs. Game 5 Winner
12:40 p.m. CST - CBS
Game 9:
Game 6 Winner vs. Game 7 Winner
3:05 p.m. CST - CBS

CHAMPIONSHIP
Sunday, March 11
Game 10:
Game 8 winner vs. Game 9 Winner
2:30 p.m. CST - CBS

ILLINOIS' BIG TEN TOURNAMENT HISTORY

1998 // UNITED CENTER, CHICAGO
#2 Illinois d. #10 Wisconsin 66-61
#3 Purdue d. #2 Illinois 68-47

1999 // UNITED CENTER, CHICAGO
#11 Illinois d. #6 Minnesota 67-64
#11 Illinois d. #3 Indiana 82-66
#11 Illinois d. #2 Ohio State 79-77
#1 Michigan St. d. #11 Illinois 67-50
Cory Bradford, All-Tournament Team

2000 // UNITED CENTER, CHICAGO
#4 Illinois d. #5 Indiana 72-69
#4 Illinois d. #9 Penn State 94-84
#2 Michigan St. d. #4 Illinois 76-61
Brian Cook, All-Tournament Team

2001 // UNITED CENTER, CHICAGO
#1 Illinois d. #8 Purdue 83-66
#4 Indiana d. #1 Illinois 58-56

2002 // CONSECO FIELDHOUSE, INDY
#3 Illinois d. #6 Minnesota 92-76
#2 Ohio State d. #3 Illinois 94-88

2003 // UNITED CENTER, CHICAGO
#2 Illinois d. #10 Northwestern 94-65
#2 Illinois d. #6 Indiana 73-72
#2 Illinois d. #8 Ohio State 72-59
Brian Cook, Tournament MVP
Roger Powell, Jr., All-Tournament Team

2004 // CONSECO FIELDHOUSE, INDY
#1 Illinois d. #8 Indiana 71-59
#1 Illinois d. #5 Michigan 74-60
#2 Wisconsin d. #1 Illinois 70-53
Dee Brown, All-Tournament Team
Deron Williams, All-Tournament Team

2005 // UNITED CENTER, CHICAGO
#1 Illinois d. #8 Northwestern 68-51
#1 Illinois d. #5 Minnesota 64-56
#1 Illinois d. #3 Wisconsin 54-43
James Augustine, Tournament MVP
Luther Head, All-Tournament Team

2006 // CONSECO FIELDHOUSE, INDY
#6 Michigan St. d. #3 Illinois 61-56

ILLINOIS RADIO/TV ROSTER

MEDIA | TRADITION | RECORDS | REVIEW | ILLINI | COACHES | ILLINOIS BASKETBALL



1
TRENT MEACHAM
 GUARD
 6-2 // 195 // R-SD.
 Champaign, Ill.
 (Centennial)



2
CHRIS HICKS
 GUARD
 6-2 // 190 // JR.
 Chicago, Ill.
 (Whitney Young)




3
CHESTER FRAZIER
 GUARD
 6-2 // 190 // SO.
 Baltimore, Md.
 (Lake Clifton-Eastern)



5
JEREMIAH WISE
 GUARD
 6-3 • 185 • SO.
 Maywood, Ill.
 (Proviso East)




21
BRIAN CARLWELL
 CENTER
 6-11 // 265 // FR.
 Maywood, Ill.
 (Proviso East)




22
STEVE HOLDREN
 FORWARD
 6-5 • 215 • SO.
 Champaign, Ill.
 (Centennial)



25
CALVIN BROCK
 GUARD
 6-5 // 195 // R-SO.
 Chicago, Ill.
 (Simeon)




31
JAMAR SMITH
 GUARD
 6-3 // 185 // SO.
 Peoria, Ill.
 (Richwoods)



33
RICH McBRIDE
 GUARD
 6-3 // 205 // SR.
 Springfield, Ill.
 (Lanphier)




34
C.J. JACKSON
 FORWARD
 6-8 // 260 // R-FR.
 Buena Vista, Ga.
 (Tri-County)




41
WARREN CARTER
 FORWARD
 6-9 • 220 • SR.
 Dallas, Texas
 (Lake Highlands)




42
BRIAN RANDLE
 FORWARD
 6-8 // 220 // R-JR.
 Peoria, Ill.
 (Notre Dame)



44
MARCUS ARNOLD
 FORWARD
 6-8 • 245 • R-SR.
 Chicago, Ill.
 (Morgan Park)



50
RICHARD SEMRAU
 FORWARD
 6-9 // 230 // FR.
 Grafton, Ohio
 (Lutheran West)



55
SHAUN PRUITT
 FORWARD/CENTER
 6-10 • 245 • JR.
 Aurora, Ill.
 (West Aurora)

RETURNING ILLINI LETTERWINNERS

Brian Randle

Shaun Pruitt

Jamar Smith

Marcus Arnold

Rich McBride

Warren Carter

Chris Hicks

Calvin Brock

Chester Frazier





20:00 T S C O S 20:00 T E C

975



DEF PAT I GN

UNIVERSITY OF ILLINOIS-URBANA

3 0112 078587794



ASSEMBLY HALL AT THE UNIVERSITY OF ILLINOIS

BEST HOMECOURT RECORD IN THE NATION THE PAST FOUR YEARS; 93-4 AT THE HALL THIS DECADE

OCT. 27	ORANGE & BLUE SCRIMMAGE	6:30PM	Jan. 3	@ Michigan	7PM
NOV. 1	LEWIS (EXHIBITION)	7PM	JAN. 6	OHIO STATE	1PM
NOV. 8	SIU-EDWARDSVILLE (EXHIBITION)	7PM	JAN. 10	IOWA	7PM
NOV. 13	AUSTIN PEAY STATE	7PM	Jan. 14	@ Michigan State	TBA
NOV. 15	JACKSON STATE (CHICAGO INVITATIONAL)	7PM	Jan. 17	@ Minnesota	6PM
NOV. 17	GEORGIA SOUTHERN	7PM	JAN. 20	WISCONSIN	1PM
NOV. 19	FLORIDA A&M	4PM	JAN. 23	INDIANA	6PM
NOV. 21	SAVANNAH STATE (CHICAGO INVITATIONAL)	7PM	Jan. 27	@ Purdue	1:30PM
Nov. 24	vs. Miami (OH) (Chicago Invitational) @ Scars Centre, Hoffman Estates, Ill.	7:30PM	JAN. 30	MICHIGAN STATE	8PM
Nov. 25	vs. TBA (Chicago Invitational) @ Scars Centre, Hoffman Estates, Ill.	5 / 7:30PM	FEB. 3	MINNESOTA	7PM
NOV. 28	MARYLAND (MICHIGAN TEE CHALLENGE)	6PM	Feb. 7	@ Northwestern	6PM
Dec. 2	vs. Arizona (Hall of Fame Challenge) @ Phoenix, Ariz.	4PM	Feb. 10	@ Indiana	Noon
DEC. 6	IUPUI	7PM	FEB. 18	NORTHWESTERN	2PM
Dec. 9	vs. Illinois-Chicago @ United Center (Lexus December Invitational Classic)	1PM	FEB. 21	MICHIGAN	8PM
DEC. 17	BELMONT	4PM	Feb. 24	@ Penn State	1PM
Dec. 19	vs. Missouri (Cush Juggin' Rights) @ St. Louis, Mo.	8PM	March 3	@ Iowa	TBA
DEC. 21	IBAHQ STATE	7PM	March 8-11	Big Ten Tournament @ United Center	TBA
Dec. 29	@ Xavier	8PM	March 15-18	NCAA 1st / 2nd Rounds	TBA
			March 22-25	NCAA Regionals	TBA
			March 31/ April 2	NCAA Final Four @ Atlanta, Ga.	TBA

* All home games in **ORANGE & BLUE** and played at Assembly Hall
 * All times Central and subject to change
 * Listen to all games in the Illini Sports Network or via the internet at fightingillini.com