

ILLINOIS

1990

1991



University of Illinois
Urbana-Champaign

Basketball Guide



RALPH R. JONES



J. CRAIG RUBY



HARV SCHMIDT



HARRY COMBES



DOUGLAS R. MILLS

Don't forget

1990-91 University of Illinois Basketball Rosters

Alphabetical

Numerical

No.	Player	Ht.	Wt.	Yr.	Pos.	Hometown/HS or JC	No.	Player
11	Rennie Clemons	6'0"	170	Fr.	G	Springfield, IL/Calvary	3	Tim Geers*
3	Tim Geers*	6'5"	194	So.	F	Chicago, IL/DeLaSalle	4	Brooks Taylor*
34	Andy Kaufmann*	6'6"	219	Jr.	F	Jacksonville, IL/Jacksonville	11	Rennie Clemons
50	Andy Kpedi*	6'7"	216	Sr.	C	St. Anne, IL/Kankakee JC	23	Larry Smith***
32	Tom Michael	6'8"	187	Fr. +	F	Carlyle, IL/Carlyle	24	Scott Pierce
24	Scott Pierce	6'8"	195	Fr.	F	Eules, TX/Trinity	25	Deon Thomas
23	Larry Smith***	6'4"	190	Sr.	G	Alton, IL/Alton	32	Tom Michael
4	Brooks Taylor*	6'4"	172	So.	G	Chicago, IL/DeLaSalle	34	Andy Kaufmann*
25	Deon Thomas	6'9"	200	Fr. +	C	Chicago, IL/Simeon	44	T.J. Wheeler
44	T.J. Wheeler	6'4"	180	Fr.	G	Christopher, IL/Christopher	50	Andy Kpedi

+ Redshirt freshman

*Denotes number of Varsity I's won



Tim Geers



Andy Kaufmann



Andy Kpedi



Larry Smith



Brooks Taylor

ABOUT THE COVER: With Lou Henson's first victory this season, he became the winningest Illinois basketball coach in the program's history. Henson enters the campaign as the 17th head coach at the U of I, the same position held by 16 previous coaches in 107 years as head coach. Henson is the 11th winningest coach in Illinois' history.

coaches over the years: **Ralph R. Jones** (1913-1920) 85 wins, 34 losses (.676); **J. Craig Ruby** (1923-1936) 148 wins, 97 losses (.604); **Lou Henson** (1976-) 316 wins, 150 losses (.678); **Harv Schmidt** (1968-1974) 89 wins, 77 losses (.536); **Harry Combes** (1948-1967) 316 wins, 150 losses (.678); **Douglas R. Mills** (1937-1947) 151 wins, 66 losses (.696).



Table of Contents

UNIVERSITY OF ILLINOIS

The University 2-3
 Campus Life 4-5
 Academics 6
 Assembly Hall 7
 Board of Trustees 8
 President Stanley O. Ikenberry 9
 Chancellor Morton W. Weir 9
 Chief Illiniwek 10

DIVISION OF INTERCOLLEGIATE ATHLETICS

History/Athletic Board 12
 Facilities 13
 Director of Athletics John Mackovic 14
 Head Coach Lou Henson 15-19
 Assistant Coaches 20-21
 Support Staff 22

MEET THE FIGHTING ILLINI

Prospectus 24-25
 Rennie Clemons 26
 Tim Geers 27
 Andy Kaufmann 28
 Andy Kpedi 29
 Tom Michael 30
 Scott Pierce 31
 Larry Smith 32
 Brooks Taylor 33
 Deon Thomas 34
 T.J. Wheeler 35

THE OPPONENTS

Arkansas-Little Rock 38
 Bucknell 39
 Eastern Illinois 40
 Georgia Southern 41
 Illini Classic 42
 Illinois-Chicago 43
 Indiana 44-45
 Iowa 46-47
 Long Beach State 48
 Louisiana State 49

CENTRAL CIRCULATION BOOKSTACKS

The person charging this material is responsible for its renewal or its return to the library from which it was borrowed on or before the **Latest Date** stamped below. **The Minimum Fee for each Lost Book is \$50.00.**

Theft, mutilation, and underlining of books are reasons for disciplinary action and may result in dismissal from the University.

TO RENEW CALL TELEPHONE CENTER, 333-8400

UNIVERSITY OF ILLINOIS LIBRARY AT URBANA-CHAMPAIGN

APR 30 1995
 APR 04 1995
 FEB 15 1999
 NOV 10 1998
 MAR 20 2000

When renewing by phone, write new due date below previous due date. L162

d Winners 90

Year-By-Year 92
 Records 92
 Individual Leaders 93
 Standings 94
 Points Scorers 95
 Points Rebounders 95
 Statistics 1962-1990 96-97
 Opponents 98-99
 on Action 100
 in the Modern Era 101-107
 Records 108-109
 Records 109
 109-110
 111-113

ILLINI BASKETBALL

Press Box 116
 Graphy 116
 116
 quarters on the Road 116-117
 117
 Interview Procedures 117-118
 118
 game Services 118
 118
 ences 118
 ; 118
 119
 119
 by Computer 119
 Outlets 119
 ow 119
 119-120
 Staff 120
 n I Championship Bracket 121
 Composite Schedule 122-123
 124

1990-91 Schedule

Home games in CAPS
 All times CST

DATE	OPPONENT	TIME	DATE	OPPONENT	TIME
Nov. 14	SYDNEY KINGS	7 p.m.	Jan. 17	MICHIGAN STATE	7 p.m.
Nov. 20	ATHLETES-IN-ACTION	7 p.m.	Jan. 19	at Ohio State	7 p.m.
Nov. 23-25	at San Juan Shootout	TBA	Jan. 26	at Michigan	Noon
Nov. 29	ILLINOIS-CHICAGO	7 p.m.	Jan. 28	IOWA	8:30 p.m.
Dec. 1	EASTERN ILLINOIS	7 p.m.	Feb. 2	WISCONSIN	Noon
Dec. 3	WISCONSIN-MILWAUKEE	7 p.m.	Feb. 4	NORTHWESTERN	8:30 p.m.
Dec. 5	at Penn State	6:30 p.m.	Feb. 6	at Purdue	7 p.m.
Dec. 7-8	ILLINI CLASSIC	7/9 p.m. & 6/8 p.m.	Feb. 10	at Minnesota	3 p.m.
Dec. 15	ARKANSAS-LITTLE ROCK	7 p.m.	Feb. 16	at Michigan State	Noon
Dec. 19	Missouri (at St. Louis)	6:30 p.m.	Feb. 20	OHIO STATE	7 p.m.
Dec. 22	LOUISIANA STATE	TBA	Feb. 23	at Iowa	7 p.m.
Dec. 28	at Memphis State	7:30 p.m.	Feb. 28	MICHIGAN	7 p.m.
Jan. 2	at Indiana	7 p.m.	March 2	at Northwestern	2 p.m.
Jan. 5	PURDUE	Noon	March 6	at Wisconsin	7 p.m.
Jan. 10	MINNESOTA	7 p.m.	March 10	INDIANA	TBA



University of Illinois at Urbana-Champaign


Since its founding in 1867, the University of Illinois at Urbana-Champaign has earned a reputation as an institution of international stature. Its distinguished faculty, outstanding resources, breadth of academic programs and research disciplines, and large and diverse student body constitute an educational community ideally suited for scholarship and research.

Known internationally for its achievements in research and graduate study, the University enrolls some 9,000 graduate and professional students in more than 100 disciplines, and approximately \$200 million a year in private, state, and federal grants and contract appropria-

tions. In recent years, a significant amount of this support has been directed toward the creation and development of major centers for advanced research and study, including more than \$100 million for the National Center for Supercomputing Applications and the Center for Supercomputing Research and Development. Together, these two centers have established the University as a recognized world leader in the fields of supercomputing architecture, design, and applications. In 1989, the University inaugurated the Arnold O. and Mabel M. Beckman Institute for Advanced Science and Technology. The most visible example of the

University's commitment to interdisciplinary study, the institute brings together investigators from several disciplines for the study of human and artificial intelligence.

The University's research mission shares prominence with a fundamental commitment to undergraduate education. Nearly 26,000 undergraduate students are enrolled in 10 undergraduate divisions, together offering more than 4,000 courses in more than 150 fields of study. The divisions include the College of Agriculture, College of Applied Life Studies, College of Commerce and Business Administration, College of Communications, College of Education, College of



The Alma Mater statue stands in front of Altgeld Hall.



The UI Auditorium viewed from the Illini Union.




Engineering, College of Fine and Applied Arts, College of Liberal Arts and Sciences, Institute of Aviation, and School of Social Work.

About 30 percent of the campus's graduates choose to continue their education in graduate or professional schools. Typically, 90 percent of graduates who apply to law school are accepted; 75 percent are accepted to medical school.

Academic resources on the campus are among the finest in the world. The University of Illinois Library at Urbana-Champaign is the third largest academic collection in the nation, housing more than 13 million items in the main library and 35 departmental libraries. Only Harvard and Yale have larger collections. The Library's computerized cataloging system was the first in the world to serve as the primary access to a large academic library. Users can access the Library's collections from more than 200 computer terminals placed throughout the campus.

The University supports a long tradition in computer-aided education. PLATO (TM), the largest computer-based instructional system in the world, was developed at the University of Illinois nearly 30 years ago. Today, more than 65,000 users worldwide take advantage of 22,000 instructional material files at 2,200 terminals each day. NovaNET(TM), the University's newest full-service computer network, delivers computer-aided instruction via satellite.

In recent years, the University has entered into cooperative agreements with such corporations as IBM, AT&T, Apple, and Zenith, placing 8,000 computer terminals in classrooms, resi-



The Krannert Center for the Performing Arts.

dence halls, and campus libraries for use in classroom instruction, study, and research.

Among the University's most significant resources is its talented and highly respected faculty. More than 80 faculty members belong to the American Academy of Arts and Sciences, the National Academy of Sciences, or the National Academy of Engineering. Nine scientists have received the National Medal of Science and 42 have received the Presidential Young Investigators Award while on the faculty. Professor Emeritus John Bardeen won the Nobel Prize in physics twice—the only person ever to do so.

Another prime indicator of the University's excellence is the success of its alumni. Eight graduates have won Nobel Prizes for the United States, and another 15 have won Pulitzer Prizes.

A major center for the arts, the campus attracts dozens of nationally and internationally renowned artists each year to its widely acclaimed Krannert Center for the Performing Arts. Designed by alumnus Max Abramovitz, an architect of New

York City's Lincoln Center, the facility has four indoor theaters and an outdoor amphitheater. Together, they host more than 275 performances each year, including those by major symphony orchestras, classical and modern ballet companies, and individual artists such as Luciano Pavarotti, Jean-Pierre Rampal, and Issac Stern.

The University also supports three major museums: the Krannert Art Museum, second only to the Art Institute of Chicago among Illinois public art museums; the World Heritage Museum; and the Museum of Natural History.

Other major facilities include the Assembly Hall (16,153 seats), Memorial Stadium (70,100 seats), and the Intramural-Physical Education Building, one of the largest recreational facilities of its kind on a university campus.

Located in east-central Illinois in the two cities of Urbana and Champaign (population 100,000), the University of Illinois at Urbana-Champaign is the state of Illinois' flagship public university.



Campus Life

In academics, as in athletics, opportunity and support are vital to success. The University of Illinois offers the best of both. Opportunity comes in myriad forms, including:

- More than 4,000 courses in more than 150 fields of study. "A mind-boggling variety of majors is available," wrote Gene Hawes, author of *The College Board Guide to Going to College While Working*.
- A distinguished faculty. Twice in the last five years, the U of I has led the nation in number of Fulbright Scholars. Illinois faculty members have been named Presidential Young Investigators 42 times since the awards were instituted in 1984. Nine scientists have won the National Medal of Science while serving on the UI faculty.
- The nation's largest public university library, with more than 7.5 million volumes and more than 18 million items.
- Student access to more than 8,000 computer workstations in classrooms, libraries, residence halls and the Illini Union.

Assistance is available to all students to help them make the most of these vast resources. Student-athletes come under the special program of the academic services office, overseen by a full-time academic counselor. It includes educational evaluation, advising, classroom performance monitoring, scheduled study halls, tutoring and effective use of university facilities.

It is little wonder that the 1988 edition of *Selective Guide to Colleges*, by Edward B. Fiske, education editor of *The New York*



Times, awards the U of I five stars, its highest ranking, and describes it as "a giant among academic institutions, ranking among the world's great universities." Learning and participating are important outside, as well as inside, the classroom. And at the University of Illinois, the opportunities are as limitless in extra-curricular arenas as they are in academic arenas.

Housing? First-rate residence halls with good food, the nation's largest fraternity and sorority system, independent housing and a wide range of apartments provide broad choices of where and how to live.

Activities? More than 700 student organizations provide an outlet for every interest, from the philanthropies of Volunteer Illini Projects to the rock music of student radio station WPGU. There are more than 40 student organizations for minority interests.







Sports and recreation? The Intramural-Physical Education Building is one of the largest complexes on any campus, with four gymnasiums, 23 handball/racquetball courts, weight and exercise equipment, indoor and outdoor pools, tennis courts and more. The U of I has one of the most comprehensive intramural sports programs in the nation. If the great outdoors is more to your liking, the university's 1,500-acre Allerton Park includes sculpture gardens, formal gardens and natural woodlands.

Culture and entertainment? The domed Assembly Hall seats more than 16,000 for rock concerts, ice shows, circuses, Broadway musicals and, of course, Illinois basketball. Beautifully restored Foellinger Auditorium on the Quad seats 1,750 for concerts, films and speakers. And

the Krannert Center for the Performing Arts is "arguably the best performing arts facilities in the nation," according to the education editor of *Time Magazine*. It holds four theaters for plays, dance and concerts by such famed names as the Chicago

Symphony and Itzhak Perlman.

Off campus? Champaign and Urbana, with a population of 100,000, offer shopping, restaurants, movie theaters, night spots and many other big-city amenities. Yet, they retain a Midwestern college-town atmosphere.





Academics

UIUC is among the nation's leading public universities, enrolling some 26,000 talented undergraduate students. Its faculty, prominently represented in the most esteemed scholarly academies, is dedicated to the University's founding land-grant mission—providing an education that offers the most advanced technical and professional instruction in the context of a broad-based education in the liberal arts and sciences. Students are admitted to one of the University's 10 undergraduate divisions that together offer more than 4,000 courses in some 150 programs of study.

The University's commitment to providing the richest possible

educational environment is seen throughout the campus—from the nation's third largest academic library, to support for innovations in computer-aided instruction and nationally recognized programs and services for disabled students. The Undergraduate Library offers extensive instructional programs on using the library and its services, including library tours, computer workshops, reference services, and term paper research counseling. The University's progressive residence hall system provides a full range of programs and services designed to support each student's academic pursuits.

Assistance is available to all students to help them make the

most of these vast resources. Student-athletes come under the special program of the academic services office, overseen by a full-time academic counselor. Academic services offers educational evaluation, advising, classroom performance monitoring, scheduled study halls, tutoring and effective use of the University facilities.

Among the University's most significant resources is its talented and highly-respected faculty. Nine scientists have received the National Medal of Science and 42 have received the Presidential Young Investigators Award while on the faculty. Another prime indicator of the University's excellence is the success of its alumni. Eight graduates have won the Nobel Prize for the United States, and another 15 have won Pulitzer Prizes.



The Supercomputer Lab at the University of Illinois.



The Assembly Hall



There is just one facility that could host not only Fighting Illini Basketball, but also the Ice Capades, Whitney Houston, Huey Lewis and the News, Stevie Wonder, M.C. Hammer, Broadway plays and Bill Cosby. That place is the Assembly Hall.

One of the world's most unique arenas, the Assembly Hall has won world-wide acclaim for its architectural design—a design that has been used as a model for more than 125 buildings around the globe. The Assembly Hall was built between 1959 and 1963 at a cost of \$8.35 million. The structure consists of two concrete bowls placed face to face; the 400-foot diameter of the dome makes it the largest of its kind in the world.

Its circular seating arrangement makes the Assembly Hall

an ideal place to watch an event; it gives each of the spectators (potentially 16,153 for basketball) an excellent, unobstructed view of the exciting action on the court. That capacity has been stretched to overflowing on 41 occasions; four of those tightly-packed crowds viewed games just last season. The all-time attendance mark was set March 1, 1987, when 16,793 Fighting Illini fans enjoyed a victory over eventual national champion Indiana.

Illinois has enjoyed great success in the Assembly Hall. In 28 seasons the team has won 77 percent of the games it has played (273-82 record). In fact, in a recent two-year period, the Fighting Illini went on a streak of 31 wins there.

In 1989-90, Illinois averaged over 12,000 fans per home game for the 11th consecutive season; 224,443 fans passed through the turnstiles (average of 16,031 per game). Only in 1979-80 and 1988-89 did the Fighting Illini play before more home fans (271,375 and 262,215 respectively). In 1970-71, the Assembly Hall accommodated an NCAA record-setting 177,408 spectators (since broken), when all 11 home games were sellouts.



University of Illinois Board of Trustees

The Board of Trustees of the University of Illinois exercises final authority over the administration and governance of the University, within limits fixed by the Illinois Constitution and state law.

Trustees are elected statewide by the citizens of Illinois in November general elections. The nine elected members serve six-year staggered terms; three terms expire and are filled every two years. Board members serve without pay.

The governor of Illinois is an ex officio member of the board. Two students, one from each campus, serve single-year terms; student trustee votes are advisory only. The student trustees for 1990-91 are Dawn Kelly (Chicago campus) and Scott Forbes (Urbana-Champaign campus).

The president of the board is elected annually, in January, from among the elected trustees.

*Because of the early printing deadlines for this media guide, the makeup of the Board of Trustees may be different from that shown above. The terms of Trustees Bacon, Gravenhorst and Hahn will have expired on January 1, 1991, following the November election, although each will have sought reelection.



Gloria Jackson Bacon*
Chicago
Term: 1985-91



Kenneth R. Boyle
Chatham
Term: 1989-95



Judith Ann Calder
Glencoe
Term: 1987-93



Donald W. Grabowski
Lake Forest
Term: 1989-95



Susan L. Gravenhorst*
Lake Forest
Term: 1985-91




Ralph Crane Hahn*
Springfield
Term: 1985-91



Judith R. Reese
Chicago
Term: 1989-95



Nina T. Shepherd
Winnetka
Term: 1987-93



Charles P. Wolff
Elgin
Term: 1987-93
President, 1989-



President Stanley O. Ikenberry

Stanley O. Ikenberry was appointed President of the University of Illinois in 1979. Since then he has guided the University's triple mission of teaching, research and public service toward the goal of making the University of Illinois the best public university in America. His leadership at Illinois is marked by an exceedingly strong commitment to the human resources of the University and to the humanizing value of the University for society.

President Ikenberry has responsibility for all aspects of University operation, including campuses at Urbana-Champaign and Chicago, an enrollment of about 60,000 students, and an annual operating budget of more than \$1 billion.

President Ikenberry received his Ph.D. in higher education research from Michigan State University in 1960. He taught at Michigan State and at West Virginia University before joining the Center for the Study of High Education at the Pennsylvania State University in 1969. He had risen to senior vice president when he was named president at the University of Illinois.

A holder of numerous corporate and civic board memberships, he is co-chairman of the Governor's (Illinois) Commission on Science and Technology, a member of the board of directors of the American Council on Education, and executive board member of the Association of American Universities. Since



June, 1987, Ikenberry has been chairman of the Council of Ten, which is composed of the chief executive officers of the Big Ten Conference universities.

Dr. Ikenberry lives with his wife, Judith, in the President's House in Urbana. The Ikenberrys have three sons.

Chancellor Morton W. Weir



Morton W. Weir became the campus' fifth chancellor in April of 1988. Weir joined the Urbana-Champaign faculty in 1960 and

has served in a variety of faculty and administrative posts since then. Before assuming the leadership of the campus, Weir served as vice president for academic affairs, the senior academic officer for both U of I campuses, at Urbana-Champaign and Chicago.

Weir is a fellow of the American Association for the Advancement of Science and member of the Society for Research in Child Development, Phi Kappa Phi and Sigma Xi. He has served as editor, member or commissioner for a number of professional journals and organizations. He currently is a member of the national advisory committee of the Ounce of Prevention Fund;

on the board of directors of Voices for Illinois Children; and executive commissioner of the North Central Association of Colleges and Schools' Commission on Institutions of Higher Education.

Weir received his bachelor's degree, with honors, from Knox College in Galesburg in 1955. He earned a master of arts in 1958 and a doctorate in experimental psychology in 1959, both from the University of Texas at Austin. In 1977, Knox College awarded him an honorary Doctor of Laws degree.

Weir is a native of Canton. He and his wife, Cecelia, have three children.



Chief Illiniwek

One of the most dramatic and dignified traditions in college athletics is the performance of Chief Illiniwek at the University of Illinois. Since 1926, this symbol has stirred pride and respect in audiences at Memorial Stadium and the Assembly Hall.

Illiniwek (pronounced "ill-EYE-nih-wek") was the name of the loose confederation of Algonquin tribes that once lived in the region. The French changed the ending to "ois" in naming what became the state of Illinois. Illiniwek means "they are men," and former Illinois football Coach Robert Zuppke is believed to have suggested calling the UI symbol Chief Illiniwek.

In 1926, Assistant Band Director Ray Dvorak conceived the idea of performing an American Indian dance during halftime of the Illinois vs. Pennsylvania football game in Philadelphia. Lester Leutwiler, a student interested in Indian lore, was chosen for the role. Leutwiler's performance, done in a homemade costume, was received so well that he was asked to continue his dance through the 1928 season.

Webber Borchers, the second Chief Illiniwek, was the first to appear in authentic American Indian regalia. He initiated a campaign to raise money to replace his homemade outfit with an authentic one, but with the Depression on, he received just \$15. However, a Champaign merchant stepped in to fund the




rest and Borchers was off. He recalled: "In the summer of 1930 I went, at my own expense, to the Pine Ridge Reservation in South Dakota. I hitchhiked out, called an Indian agent and explained my mission. He and an Indian trader called in an older Sioux Indian woman. She and two younger women made the suit."

On Nov. 8, 1930 in New York's Yankee Stadium, Illinois faced Army in the seventh game of the season. It was there that Borchers made the first appearance of Chief Illiniwek in that outfit. Since then, five different authentic outfits have been used by Chief Illiniwek. The one used in performances now was purchased in 1983 from Sioux Chief Frank Fools Crow, and is topped by a head-dress of turkey feathers.

Previous Individuals who have Portrayed Chief Illiniwek

- Lester G. Leutwiler, Urbana 1926, 27, 28
- A. Webber Borchers, Decatur 1929, 30
- William A. Newton, Chicago 1931, 32, 33, 34
- Edward C. Kalb, Springfield 1935, 36, 37, 38
- John Grable, Overland, Mo. 1939, 40
- Glen Holthaus, St. Louis, Mo. 1941, 42
- Idelle Stitch, Fairfax, Okla. 1943 (Princess Illiniwek)
- Kenneth Hanks, Raymond 1944
- Robert Bitzer, Collinsville 1945, 46
- Robert Bischoff, St. Louis, Mo. 1947
- James A. Down, East St. Louis 1948, 49, 50
- William G. Hug, Park Ridge 1951, 52
- Gaylor Spotts, Jacksonville 1953, 54, 55
- Ronald S. Kaiser, Clayton, Mo. 1956
- John W. Forsyth, Olney 1957, 58, 59
- Ben Forsyth, Olney 1960, 61, 62, 63
- Fred Cash, Urbana 1964, 65
- Rick Legue, Champaign 1966, 67
- Gary Simpson, Fairfield 1968, 69
- John Bitzer, Shelbyville 1970, 71, 72, 73
- Mike Gonzalez, Jacksonville 1974, 75, 76
- Matt Gawne, Oak Park 1977, 78, 79
- Pete Marzek, Berwyn 1980
- Scott Christensen, Bloomington 1981, 82, 83
- William Forsyth, Springfield 1984, 85
- Michael Rose, Tulsa, Okla. 1986, 87
- Tom Livingston, LaGrange 1988, 89
- Kurt Gruben, Rochelle 1990



DIVISION OF INTERCOLLEGIATE ATHLETICS

- 12 History/Athletic Board
- 13 Facilities
- 14 Director of Athletics John Mackovic
- 15-19 Head Coach Lou Henson
- 20-21 Assistant Coaches
- 22 Support Staff



Division of Intercollegiate Athletics

The forerunner of the Division of Intercollegiate Athletics (DIA), the University of Illinois Athletic Association, was chartered in 1892 as a not-for-profit corporation of the state of Illinois; it was charged with overseeing and conducting the University's intercollegiate athletic programs and associated support services, and operated as a separate entity.

After the state legislature voted in June, 1989 to bring UI athletics within the University proper, the DIA assumed the functions and responsibilities of the Athletic Association. The Division of Intercollegiate Athlet-

ics began operations officially July 1, 1989.

The Director of Athletics is the Division's chief executive officer, and reports directly to the Chancellor of the Urbana-Champaign campus. The Chancellor has final say regarding the athletic program in all areas except the budget and approval of major appointments. Those decisions rest with the University of Illinois Board of Trustees.

The Athletic Board serves the DIA in an advisory capacity. It is composed of 18 members, 15 of which are voting members (eight faculty, four alumni, two stu-

dents and one representative from the University's Board of Trustees); the three non-voting members are from the University administration.

The faculty and student members are nominated by the Urbana-Champaign Senate and selected by the Chancellor for consideration by the President of the University and the Board of Trustees.

DIA revenues are derived from three major sources: gate receipts from football and men's basketball, television rights fees for those two sports, and donations to the Fighting Illini Scholarship Fund.

1990-91 Athletic Board



David L. Chicorne,
Faculty Representative



Mildred B. Griggs,
Faculty Representative



Ronald Bess



Kenneth R. Boyle



David J. Downey



James A. Gentry



Susan Greendorfer



Lowell P. Hager



Kenneth Hughes



John Mackovic



Richard L. Margison



Caroline A. Martin



Jane Hayes Rader



Stephen F. Ross



William T. Trent



Lizabeth A. Wilson



Richard F. Wilson



John W. Wright



University of Illinois Athletic Facilities

With revenue generated from three major sources (football and men's basketball gate receipts, radio/television revenue and donations), the University of Illinois over the years has been able to maintain and upgrade its athletic facilities, staying on par with the best major collegiate programs across the nation.

The Division of Intercollegiate Athletics is in a stepped-up phase of capital development. Recent additions to the athletic facilities during this Campaign for Excellence include new artificial turf on the Memorial Stadium football field, as well as an air-supported dome to cover it during the off season. The "bubble," as it is called, allows for Zuppke Field to be utilized year round for such activities as postseason bowl preparation, intramurals, and spring baseball

practice, as well as others. Other additions to Memorial Stadium include a nationally-renowned football/training headquarters, featuring one of the nation's largest and most advanced weight training rooms, a sports medicine area, and athlete study halls. This has brought all aspects of the football program into one central area, thereby increasing efficiency and performance.


Football is not the only athletic program receiving a boost from the new and improved facilities. Baseball begins its fourth season in the first-rate Proano Stadium, which seats 1,500 and is targeted for an expansion to accommodate 5,000.

The nationally-acclaimed track team is also primed for its fourth season in the \$2.2 million dollar track and field stadium. Future expansion plans for this

facility allow for up to 12,000 seats.

During the summer of 1990, the DIA began construction on one facility and renovated another. In August, formal groundbreaking for the 14-court Clinton C. and Susan A. Atkins Tennis Center took place, with completion for the \$2.5 million indoor-outdoor facility slated for the fall of 1991. In September, Illinois' volleyball team took up residence in its newly-refurbished home, historic Huff Gymnasium.

On the drawing board is an athletic administration office building, featuring a public gallery, U of I Hall of Fame, and offices for numerous Division of Intercollegiate Athletics personnel. Also planned is a 5,000-seat multi-sports competition building, which would provide much needed space for practice and competition in volleyball, wrestling, fencing, gymnastics and basketball.



The "bubble" transforms the Memorial Stadium turf each winter into a climate-controlled workout for the Fighting Illini student-athletes.



Illinois' athletic teams have state-of-the-art training facilities, such as this weight room at Memorial Stadium.

UNIVERSITY OF ILLINOIS ATHLETICS



Director of Athletics John Mackovic

As Director of Athletics and Head Football Coach, John Mackovic brings a wealth of successful coaching and administrative experience to the Division of Intercollegiate Athletics. His integrity, attention to detail and success on and off the field with the Illinois football team led to his appointment as director of athletics by the Board of Trustees of the University of Illinois in December of 1988.

Under Mackovic's leadership, Illinois led the Big Ten Conference with seven league titles (men's and women's track, volleyball, baseball, men's gymnastics) and one NCAA national championship (men's gymnastics) in 1988-89. In addition, the men's basketball team advanced to the NCAA Final Four. In 1989-90, Illinois captured two Big Ten titles (women's gymnastics and baseball).

Mackovic's administration also can take credit for the department's aggressive campaign to improve the University's athletic facilities. During the summer of 1990, construction began on one facility while another was renovated. Formal groundbreaking for the 14-court Clinton C. and Susan A. Atkins Tennis Center took place in August, with the giant structure slated for completion during the fall of 1991. The refurbishing of historic Huff Gymnasium last summer gave the Fighting Illini volleyball team a new home beginning with the 1990 season.



Mackovic's expertise as a football coach at the University of Illinois speaks for itself. The third-year Fighting Illini mentor is widely recognized as one of the nation's premiere strategists, having been named the Big Ten Conference's Coach of the Year in each of his first two seasons, an unprecedented feat. During Mackovic's first two seasons, the Fighting Illini compiled a 16-7-1 overall record and a 12-3-1 mark in conference games. Both teams went on to post-season Bowl appearances, with the 1989 squad emerging as champions of the Florida Citrus Bowl.

Prior to arriving at Illinois, Mackovic served as president of the Cypress Professional Development Group, a consulting and

training organization. He also is president of his own company, Yes, Inc. a service-related organization directed to motivational speaking with radio and television exposure.

Mackovic also has been active in a number of civic and charity events, including the Champaign-Urbana March of Dimes. He also is a member of the Board of Directors of First of America Bank in Champaign.

Mackovic was previously head football coach of the Kansas City Chiefs of the National Football League and at his alma mater, Wake Forest.

Mackovic was an all-conference quarterback at Wake Forest and graduated in 1965 with a bachelor's degree in Spanish. He earned his master's degree in educational administration from Miami of Ohio in 1967.

Mackovic, his wife, Arlene, and children, Aimee and John, reside in Champaign.





Head Coach Lou Henson



Under Lou Henson, the Fighting Illini have:

- Made their first NCAA Final Four appearance since 1952
- Won 20 or more games for eight consecutive seasons
- Made 11 consecutive postseason appearances, eight of which have been in the NCAA Tournament
- Become one of just two teams to receive top-20 NCAA Tournament seeds in each of the last six seasons
- Become a fixture at or near the top of the Big Ten Conference defensive statistical charts
- Made him the 21st coach in NCAA history to have won 500 games in a career; No. 500 came Feb. 29, 1988, at Indiana
- Produced a 150-29 (.838) non-conference record
- Put together 10 of the 16 Illinois basketball 20-win seasons, and 10 consecutive seasons with 10 or more Big Ten wins
- Won an average of more than 24 games per season over the last seven years
- Sent eight players on to the NBA (who are currently playing, according to pre-season rosters): Eddie Johnson (Phoenix Suns), Derek Harper (Dallas Mavericks), Ken Norman (Los Angeles Clippers), Nick Anderson (Orlando Magic), Kenny Battle (Phoenix Suns), Scott Meents (Seattle SuperSonics), Kendall Gill (Charlotte Hornets), and Marcus Liberty (Denver Nuggets).
- Played 15 seasons, placing Henson behind only Harry Combes as the Fighting Illini basketball coach with the longest tenure, and tying him with Combes as the coach with the most wins at Illinois (both men have 316-150 records with the Fighting Illini as Henson begins this season).

Lou Henson is at the pinnacle of his profession. The 58-year-old Okay, Okla., native enters his 29th season of college coaching as the fifth-winningest (556 victories) active NCAA Division I coach. After guiding Illinois to its most successful basketball season ever (record 31 wins and NCAA Final Four appearance) in 1989, Henson is one of just nine coaches to have taken teams from two different schools to that late March-early April extravaganza.

Henson has a proven track record wherever he has lent his expertise. His teams have either tied or set school records for



Career statistics

	Seasons	Won	Lost	Pct.
At Las Cruces (N.M.) High School	6	145	23	.863
At Hardin-Simmons	4	67	36	.650
At New Mexico State	9	173	71	.709
At Illinois	15	316	150	.678
Overall career totals	34	701	280	.715
College career totals	28	556	257	.684



victories (in a season) seven times. It is no accident that Henson-coached teams have averaged more than 21 wins per season, including eight consecutive seasons with 20 or more wins, and postseason appearances every year since the 1979-80 campaign.

Henson's basketball career began in his hometown. After taking his skills to Connor (Okla.) Junior College and New Mexico State, he moved to a less familiar vantage point, the sidelines. He ventured immediately into coaching, spending six seasons at Las Cruces High School in New Mexico, where he served as junior varsity coach for two years, before being promoted to head coach. While at LCHS, Henson compiled 145 wins against just 23 losses, capturing three consecutive state championships along the way.

Hardin-Simmons gave Henson his first opportunity at coaching at the collegiate level, and he seized the opportunity by putting together 20-victory seasons on two occasions. Those 20-win seasons sandwiched a 17-win campaign, and each was built around a forward out of Syracuse, N.Y., named Dick Nagy. Nagy, now an assistant coach with Illinois, recalls what it was like to play for Henson. "He's the guy who taught me what it means to play hard and work at defense. If you made a mistake you were out and you knew it. He never interfered with the things you needed to keep relaxed when you were shooting. His system hasn't changed, although he may be more flexible."

Henson's fourth and final season at Hardin-Simmons ended at 20-6. That same year (1966), New Mexico State was finishing at 4-22. The Aggies called upon



Henson's Coaching History, Year-By-Year

Henson to rebuild their program, and the next season he produced a 15-11 slate, and took the team on the first of six trips to the NCAA tournament. Of those appearances, the 1970 season was the most fruitful; New Mexico State finished the season with 27 wins and three losses. The final loss was to eventual champion, UCLA, in the semifinals of the NCAA tournament. It was the third consecutive time the Bruins had knocked off Henson's Aggies. New Mexico went on to win its final game against St.

Bonaventure, and finished third in the tournament. Members of that 1970 quintet included three players who made names for themselves in the NBA: Sam Lacey (Kansas City Kings), Charlie Criss (Atlanta Hawks) and All-America guard and current Illinois assistant coach, Jimmy Collins (Chicago Bulls).

On top of the four 20-win seasons at New Mexico State, Henson won 19 games twice and had only one losing season. Over his 28-year career, Henson has had just three losing seasons. Within two years of each, he had either won 20 games or led his team to a postseason tournament.

Despite the three years of disappointment John Wooden's teams handed Henson at tournament time, it was Wooden's retirement that paved the way for Henson's arrival in Champaign. UCLA decided to replace Wooden with then-Illinois coach Gene Bartow. Henson was chosen to fill the vacancy left by Bartow, and rebuild a team that finished 8-18 the previous year. He was the third coach in as many years for Illinois.

Henson's combined record for his first three seasons at Illinois was just two games over .500. From then on, he has never been fewer than seven games

LAS CRUCES (NM)

HIGH SCHOOL

1956-57	22-4
1957-58	20-3
1958-59	25-6 (State Champion)
1959-60	27-3 (State Champion)
1960-61	28-1 (State Champion; school record for wins)
1961-62	23-6 (State quarterfinals)

HARDIN-SIMMONS

1962-63	10-16
1963-64	20-6 (School record for wins)
1964-65	17-8
1965-66	20-6 (School record for wins)

NEW MEXICO STATE

1966-67	15-11 (NCAA playoffs)
1967-68	23-6 (NCAA regionals)
1968-69	24-5 (NCAA regionals)
1969-70	27-3 (NCAA Final Four, third place; school record for wins)
1970-71	19-8 (NCAA playoffs)
1971-72	19-6
1972-73	12-14
1973-74	14-11
1974-75	20-7 (NCAA playoffs)

ILLINOIS

1975-76	14-13
1976-77	16-14
1977-78	13-14
1978-79	19-11 (Kentucky Invitational, Glacier Bowl champions)
1979-80	22-13 (NIT final four, third place; Rainbow Classic champion; Illini Classic champion)
1980-81	21-8 (NCAA regionals; Illini Classic champion)
1981-82	18-11 (NIT; Illini Classic champion)
1982-83	21-11 (NCAA regionals; Illini Classic champion)
1983-84	26-5 (NCAA regionals; Illini Classic champion; Tribune Charities Classic champion; Big Ten co-champion; school record for wins)
1984-85	26-9 (NCAA regionals; Illini Classic champion; school record for wins)
1985-86	22-10 (NCAA regionals; Illini Classic champion)
1986-87	23-8 (NCAA regionals; Illini Classic champion)
1987-88	23-10 (NCAA regionals; Illini Classic champion)
1988-89	31-5 (NCAA Final Four; Silver Anniversary Rainbow Classic champion; Illini Classic champion)
1989-90	21-8 (NCAA regionals; Illini Classic champion; Old Style Classic champion)



over that mark. Former assistant Tony Yates made recruiting inroads to Chicago, and Jimmy Collins has strengthened those ties. This has all provided the foundation for a program that is generally considered one of the nation's best, year-in and year-out. With the NIT final four appearance in 1980, a Big Ten co-championship in 1984, eight consecutive NCAA tournament appearances and the Final Four trip to Seattle in 1989, the program has consistently been one of the country's strongest. In fact, Illinois and Duke are the only

two teams to have received top-20 NCAA seeds the last six years in succession.

Henson has always been a stickler for defense. His 1966 New Mexico State squad held its opponents to 39 percent shooting from the field. For the past six seasons, his teams have been either first or second in the Big Ten in at least one of the two defensive statistical categories (FG percentage or points allowed). Since he has led the Fighting Illini program, the opponents' combined field goal percentage is 44.4, while the

Illini have shot 49.1.

Lou Henson earned his 500th career victory at Indiana Feb. 29, 1988. He is the 21st coach in NCAA history to manage that feat. His 556 wins ranks him fifth among NCAA Division I active coaches. In addition, he has won more games than any other current Big Ten coach.

Henson and his wife, Mary, have four children and live in Champaign.



"My philosophy is to be a dictator on the floor and friendly off. I want to be fair and have an interest in the players. You should be concerned about their grades and help them with their problems. Every good club has discipline . . . it is impossible to be a good coach without discipline. You can't teach in a classroom without it. Coaching is teaching."

Lou Henson on coaching




Winningest Active NCAA Division I Men's Basketball Coaches

(Minimum five years as a Division I head coach; includes record at four-year colleges only.)

Name, Institution, Won

1. Dean Smith, North Carolina, 687
2. Jerry Tarkanian, UNLV, 564
3. Don Haskins, Texas-El Paso, 563
4. Lefty Driesell, James Madison, 560
5. LOU HENSON, ILLINOIS, 556
6. Norm Stewart, Missouri, 551
7. Gene Bartow, Alabama-Birmingham, 536
8. Bob Knight, Indiana, 532
9. Glenn Wilkes, Stetson, 511
10. Tom Young, Old Dominion, 510
11. Lou Carnesecca, St. John's, 484
12. Eldon Miller, Northern Iowa, 469
13. Denny Crum, Louisville, 463
14. Davey Whitney, Alcorn State, 457
15. Bill Foster, Northwestern, 445





Illinois Basketball Staff



Dick Nagy Assistant Coach

From Hardin-Simmons to the NCAA Final Four, Dick Nagy has been with Lou Henson both as a player and as an assistant coach. In fact, since he rejoined Henson in 1979, the Fighting Illini have played in post-season tournaments every year.

Nagy, a Syracuse, N.Y., native, began his long association with Henson when he was convinced by the future Illinois mentor to attend Hardin-Simmons. Nagy, who had been out of high school for three years and had played independent basketball in Syracuse, led the Cowboys to a pair of 20-6 records in two of the three seasons he and Henson were together. After Henson departed Hardin-

Simmons for New Mexico State, Nagy captained his second Cowboys team, and then went on to serve as an assistant coach at the school for two more years.

Nagy later moved on to start the basketball program at Barton Junior College in Great Bend, Kan., in 1969. After the 1976 season, Nagy moved into private business before accepting the head coaching job at East Central Junior College in Union, Mo.

In addition to his coaching (primarily with the inside players) and recruiting duties, Nagy is the coordinator of Illinois' highly-successful summer basketball camp. He has two children, Robin and Scott, and lives in Champaign.



Jimmy Collins Assistant Coach

A former first-round draft pick of the Chicago Bulls, Jimmy Collins rejoined Lou Henson in 1983 as a full-time assistant.

Collins was a star guard at New Mexico State under Henson; he averaged 20.1 points per game over his three-year career, leading the Aggies to an NCAA Final Four appearance in 1970. After college he spent two-and-a-half years with the Bulls, and finished his playing career with the Carolina Cougars of the American Basketball Association.

Collins was a probation officer in Chicago prior to coming to Illinois. He was also a volunteer coach at St. Thomas School in Chicago, and coordinated summer basketball leagues in the city. Collins has also coached in

the pro-college league of Chicago, where he was named Coach of the Year in 1981.

A native of Syracuse, N.Y., Collins received his bachelor's degree in journalism from NMSU. Following his pro career, he returned to the Las Cruces campus to serve as a graduate assistant. He returned to Chicago in 1976 to enter private business before joining the probation office in 1977.

His coaching responsibilities with Illinois, in addition to recruiting, lie largely with the development with the guards. Collins and his wife, Hettie, have four children, Erica, Kenny, Semaj and Brandi, and live in Champaign.



Mark Coomes Assistant Coach

In his second stint as an assistant under Lou Henson, Mark Coomes has spent a total of eight years with the Illinois mentor.

A native of Shannon, Ill., Coomes graduated from Western Illinois University in 1974. He went to New Mexico State as a graduate assistant under Henson from 1974-75, earning an M.A. in education management and development in 1975.

Following the 1975 season, Coomes followed Henson to Illinois as a part-time assistant, and stayed there until being named an assistant at Northern Illinois. He was at NIU from 1977-82 before being named head coach at Wabash Valley Commu-

nity College in Indiana. He compiled a record of 63-13 in two seasons there and was a two-time NJCAA Region XXIV Coach-of-the-Year.

In 1984, Coomes was named head coach and athletic director at the University of Southern Indiana and led his team to a conference co-championship. He returned to Illinois the following season to rejoin Henson.

Coomes' chief coaching responsibilities are in the areas of scouting, developing game plans, and monitoring the academic progress of the players. He and his wife, Linda, have two children, Anthony and Andrea, and live in Champaign.

Anthony Welch Graduate Assistant Coach

Anthony Welch is no stranger to the University of Illinois or the Henson basketball system. He is the newest member of the staff, returning to Champaign this past summer. Welch played for the Fighting Illini from 1981-86, and lettered four times. The 27-year-old Grand Rapids, Mich., native scored 1,217 points while helping Illinois to a 113-46 (.711) record during his tenure as a player.

Welch received his bachelor's degree in political science/business administration from the U of I in 1986. He was a third-round draft choice of the NBA Dallas Mavericks that year, and also had tryouts with the Boston Celtics and the Los Angeles

Lakers. He played professionally for two seasons in the Continental Basketball Association (CBA) with the Rockford (Ill.) Lightning (1986-87) and Pensacola (Fla.) Tornadoes (1987-88).

Most recently, Welch worked as the Director of Community Relations for the CBA's Grand Rapids Hoops, handling corporate promotions, advertising, sales and public relations.

His duties with the Fighting Illini include assisting with team practice sessions, monitoring the academic progress of the team members, and overseeing recruiting mailings and film exchanges. He and his wife, Renee, reside in Champaign with their son Anthony.



Support Staff



Medical Staff: Dr. Steve Sobroff, Head Basketball Trainer Rod Cardinal and Dr. Robert Gurtler



Secretarial Staff (left to right): Sandra Langley and Dorothy Damewood



Academic Staff: (left-right) Terry Cole, Lynn Cialoni, Brian Ellis



1990-91 Basketball Managers: Left to right (front row) Dana O'Connor, Jeff Hancock, Tony Montgomery, Joe Chodl, Steve Herr, Mike Broome, (back row) Andrew Haring, Ryan Baker, Lynn Carroll, Mike O'Malley Jr., Bob Newton. Not pictured: John Allen and Paul Ernst.



Varsity Room Staff: (l-r) Barb Ward, Missy Malloch, Pat Malloch, Kim Paris, Denny McKinney, Cindy Birt, Dorothy McKinney, Emma Bolton



Strength Coach Kevin Wold



MEET THE 1990-91 FIGHTING ILLINI

- 24-25 Prospectus
- 26 Rennie Clemons
- 27 Tim Geers
- 28 Andy Kaufmann
- 29 Andy Kpedi
- 30 Tom Michael
- 31 Scott Pierce
- 32 Larry Smith
- 33 Brooks Taylor
- 34 Deon Thomas
- 35 T.J. Wheeler



1990-91 Prospectus

The Fighting Illini basketball team takes on a new look for 1990-91. It will compensate for a lack of overall experience with talent and enthusiasm. Since most of the conference schools will be fielding younger teams this year, the prospects for an upper division Big Ten finish, a ninth consecutive NCAA Tournament berth and another 20-plus win season still appear bright.

Veteran Coach Lou Henson will have a challenge on his hands, with the departure of five players who started the majority of last year's 29 games. Kendall Gill, the 1990 Big Ten scoring champion and Stephen Bardo, one of the Big Ten's top defensive players, have graduated and appear to be headed for NBA careers. Would-be senior Marcus Liberty has opted to test his NBA fortunes a year early, and Ervin Small and P.J. Bowman have completed their eligibility and are pursuing other career interests. Out of 145 player starts in 1989-90, 18 are represented on the 1990-91 roster, so the Fighting Illini have the equivalent of a little less than one full-time starter returning, represented by junior forward **Andy Kaufmann** (16 starts last season), and **Andy Kpedi** (two starts). Rodney Jones started seven games last season at center, but was declared academically ineligible after the completion of the summer term in August. The bonus, however, is that **Larry Smith**, who played extensively at point guard on Illinois' 1989 NCAA Final Four team, will be back for his senior season after sitting out last year. But few, if any, positions, appear

set prior to the beginning of fall practice.

"You can't lose five starters off a team and not have it hurt you," Henson said. "But six other Big Ten teams this year have a lot of young players like we do. Michigan State, Indiana and Ohio State will be tough to catch, but I like our talent, and I like our chances at finishing in the top half of the league and going again to the NCAA Tournament."

FRONTCOURT

It appears that three players will vie for the starting center and power forward positions. **Andy Kpedi** (6'8", Sr., Kankakee) showed flashes of exceptional play (especially defensively) in the middle of last season (2.8

ppg, 2.8 rpg) despite being plagued much of the time by a stress fracture in his right shin bone, and is expected to be at full strength for his final UI season. Highly-talented **Deon Thomas** (6'9", Fr., Chicago), 1989 Mr. Basketball in the state of Illinois, should shake off the cobwebs after redshirting last season (and not practicing during NCAA deliberations on the Fighting Illini basketball program), and could become a major force inside, both as a scorer and a rebounder. **Tom Michael** spent the 1989-90 campaign learning the ropes and getting stronger as a redshirt player; one of his best assets is his shooting range, and his success will have a great deal of bearing on how the team will



Andy Kaufman will be Illinois' most experienced player in the frontcourt . . .



fare. **Scott Pierce** (6'8", Fr., Euless, Tex.), a proven scorer and rebounder during high school in the Dallas area, will provide depth in the forecourt while serving his "apprenticeship."

Andy Kaufmann (6'6" junior, Jacksonville) has the inside track as the starter at small forward. He played in 12 games as a freshman before being sidelined for the remainder of the season with a blood clot near his left armpit, and came back to start 16 games last season. Kaufmann has the most experience of any frontcourt player on the squad, and will be counted upon for leadership and scoring. **Tim Geers** (6'5" So., Chicago), is expected to make his move this season and see some quality time along with Kaufmann. Geers has good court awareness and possesses a soft shooting touch from medium range. Both Kaufmann and Geers could see time at both forward positions.

BACKCOURT

The return of **Larry Smith** (6'4" Sr., Alton) to the Fighting Illini means that the team will have an experienced starter at point guard. Smith was especially instrumental down the stretch in Illinois' drive to the NCAA Final Four in 1989. His ballhandling, penetrating and traffic directing ability will be a key to UI fortunes this season. Smith could occasionally be asked to play at one of the wing spots, depending upon how some of the younger players develop.

Henson has a versatile talent pool among the guards. One sophomore and two incoming freshmen join Smith in the backcourt, which could have any of the players in either of the two

positions. **Brooks Taylor** (6'4" So., Chicago) played the most of any of last year's freshmen; the bulk of his playing time was at point guard, but he is capable of contributing at the wing position as well. Two-time all-stater **Rennie Clemons** (6'0", Fr., Springfield), a phenomenal leaper, showed excellent ability to both penetrate and score at the high school level, and will be in the thick of the wide-open competition for playing time at guard, as will **T.J. Wheeler** (6'4", Fr., Christopher), who was frequently a 30-point scorer in high school. He was effective as a leader as well, playing point guard on his basketball team and quarterback on his football team, and his outside shooting should prove to be a formidable weapon at Illinois.

THE SCHEDULE

The Illinois schedule, as usual, is a competitive one, with two tournaments among its 30 games. "Our schedule once again is a very attractive one," Henson said. "Our team will be in the San Juan Shootout Thanksgiving weekend in Puerto Rico with a very diverse field of teams, and we have our own tournament (the Illini Classic), with Oregon State, Long Beach State and Georgia Southern). We look forward to playing at Penn State, who will soon be a conference opponent, and we also have December games against Missouri, LSU and Memphis State, which should help us to be ready for the Big Ten season."





... while Larry Smith, who started on the 1989 Final Four team, will be the veteran in the backcourt.



RENNIE CLEMONS

11

6-0, 180,
Freshman
Springfield, Ill.
(Calvary)
Guard
Born: 12/11/72



AT ILLINOIS

Will compete for a starting backcourt assignment ...Tremendous penetrator and passer...Has explosive quickness and leaping ability...Virtually impossible to guard man-to-man...Fine shooting touch off the dribble.

HIGH SCHOOL

Averaged 30.3 points per game, 6.5 rebounds, 6.1 assists and shot 56 percent from the field during his senior year...Led Calvary to No. 1 rankings in each of his past two seasons... Sixth-highest scorer in IHSA history...Started every game in his high school career (111 games)...Chicago Sun-Times Class A Player-of-the-Year in junior and senior seasons... 1990 McDonald's All-America player.

PERSONAL


High school coach was Jim Drew...Nickname is "Mr. Ren"... Enrolled in liberal arts and sciences...Admires Isiah Thomas for his talent and positive influence



TIM GEERS

3

6-5, 196,
Sophomore
Chicago, Ill.
(DeLaSalle)
Guard/Forward
Born: 3/5/71



AT ILLINOIS

1989-90: Scored four points, collected three rebounds, two assists and a thrilling slam-dunk against Indiana State; scored eight points, collected two rebounds vs. Grambling in his best outings of the season...Only had four turnovers all season while playing more than five minutes per game...Saw action in 20 games.

HIGH SCHOOL

Averaged 15 points and five rebounds per game during his senior season...Was named Catholic League Co-MVP as a senior...Was named first team All-State by AP and UPI... Teamed with fellow Fighting Illini Brooks Taylor to lead the Meteors to a 42-9 record in their final two seasons.

PERSONAL

Favorite athlete is Chicago Bulls' star Michael Jordan...Parents are Bernard and Helen Geers...Major is liberal arts...High school coach was Jim Tracy...Enjoys going to the movies...Lists his dunk against Indiana State, his first as a college player, as his biggest sports thrill.

STATS FOR TIM GEERS

	GP-GS	FGM-FGA	FG%	3PM-3PA	3p%	FTM-FTA	FT%	REB/AVG	PF-D	PTS/AVG	A	TD	BK	ST	MIN/GM
1989-90	20-0	11-29	37.9%	0-2	0%	11-21	52.4%	19/1.0	9-0	33/1.7	9	4	1	5	103/5.2

Career Highs



Points: 8 vs. Grambling, 12/29/89
Rebounds: 3 on 3 occasions, 1989-90



ANDY KAUFMANN

34

6-6, 218, Junior
Jacksonville, Ill.
(Jacksonville)
Forward
11/17/69



AT ILLINOIS

1989-90: Competed in his first full season following a freshman campaign cut short by a blood clot in his left shoulder ...Led Illinois in free throw percentage (80.2) and three-point field goal percentage (44.9)...Scored a career-high 21 points at Minnesota and also at home against Iowa...Leading returning scorer for Fighting Illini...Scored in double figures in 16 games...Started the first 16 games of the season.

88-89: Stepped in and contributed off the bench before being

sidelined for the year with a blood clot in his left shoulder... The blood clot was detected before the Michigan game on Jan. 14...Had season-high 11 points and 6 rebounds vs. Metro State (11/29/88)...Tied season-high scoring with 11 vs. Duquesne (12/9/88)...

HIGH SCHOOL

State scoring champ his sophomore and junior seasons, averaging over 30 ppg both years... Totaled 20 or more points in 73 consecutive games and averaged 29.8 points in 106 contests

...Connected on a state and national high school record 918 free throws while shooting 86 percent from the line...Led his team to a three-year combined record of 66-14.

PERSONAL

Grandfather, Robert, was All-America basketball and football player at Iowa...High school coach is Mel Roustio...Father, Bill, is a teacher for the deaf and blind...Major is speech communication...Enjoys collecting baseball cards as a hobby... Favorite athlete is Chicago Cubs' star Ryne Sandberg... Nickname is "A.K."

STATS FOR ANDY KAUFMANN


	GP-GS	FGM-FGA	FG%	3PM-3PA	3p%	FTM-FTA	FT%	REB/AVG	PF-D	PTS/AVG	A	TO	BK	ST	MIN/GM
1988-89	12-0	16-44	36%	5-17	29%	14-20	70%	20/1.7	22-0	51/4.3	8	15	1	5	135/11.3
1989-90	29-16	91-204	45%	22-49	45%	81-101	80%	93/3.2	71-1	285/9.8	54	72	5	27	682/23.5
Totals:	41-16	107-248	43%	27-66	41%	95-121	79%	113/2.8	93-1	336/8.2	62	87	6	32	817/19.9

Career Highs

Points: 21 vs. Minnesota, 1/6/90 and Iowa 3/4/90
Rebounds: 6 vs. Florida, 12/5/89



ANDY KPEDI



50

6-7, 226,
Senior
St. Anne, IL
(Kankakee CC)
Center
Born: 10/9/68

MEET THE 1990-91
FIGHTING ILLINI

AT ILLINOIS

1989-90: Pulled down 12 rebounds, scored eight points, and blocked five shots against Indiana State...Saw limited action at the end of the season after missing eight games with a leg injury...Averaged 6.5 points per game before being sidelined on 12/23...Blocked five shots against Chicago State...Provided solid defense in the middle as a shot-blocking threat to the opposition.

AT KANKAKEE CC

Averaged 16 points and nine rebounds in 1988-89 for the Cavaliers...Was named MVP of NJCAA Region IV in '89...Helped lead Kankakee to second place in the nation as a freshman...Was a second team All-America selection as a sophomore...Helped Kankakee win 61 of 73 games...Garnered 546 rebounds in two seasons.

PERSONAL

Parents are Jeremiah and Agness Kpedi...Enjoys listening to loud music and singing...Junior college coach was Denny Lehnus...Warri, Nigeria native became involved in basketball because of fellow-countryman, and NBA All-Star, Akeem Olajuwon...Starter on national junior team that won African championship...Possible future Olympian on Nigerian National Team.

STATS FOR ANDY KPEDI

	GP-GS	FGM-FGA	FG%	3PM-3PA	3P%	FTM-FTA	FT%	REB/AVG	PF-D	PTS/AVG	A	TO	BK	ST	MIN/GM
1989-90	19-2	17-34	50.0%	0-0	0%	20-28	71.4%	54/2.8	34-2	54/2.8	2	12	11	4	201/10.6

Career Highs


Points: 9, vs. Chicago State (12/2/90)
Rebounds: 12, vs. Indiana State (12/8/89)



TOM MICHAEL

32

6-8, 207,
Freshman
Carlyle, Ill.
(Carlyle)
Born: 3/1/71



AT ILLINOIS

1989-90: Sat out the season as a red-shirt. Should see extensive action at both forward spots...Has fine shooting touch in medium range...Expected to become an accomplished perimeter player.

HIGH SCHOOL

Averaged 25 points and 10 rebounds per game while leading the Indians to the 1989 Illinois Class A state championship...Was a first team All-State selection as a junior and senior and was the MVP of the Illinois Basketball Coaches Association Class A All Star Game...Was the MVP of the Cahokia Conference as a junior and senior...The Belleville News-Democrat named him Metro East Class A Player of the Year as a junior and senior.

PERSONAL


Married to Shana Michael and has one son (Nicholas)...Parents are Bob and Sheila Michael...Worked at his parents lumber company over the summer...Favorite athlete is Chicago Bulls' star Michael Jordan...Enjoys playing golf...Majoring in speech communication...Biggest sports thrill was winning the state championship as a senior...High school coach was Brad Weathers.



SCOTT PIERCE

24

6-8, 199,
Freshman
Bedford, Texas
(Trinity)
Forward
Born: 12/30/71



AT ILLINOIS

Expected to see plenty of action off the bench at power forward... Should bolster Illinois rebounding attack as well as provide shot blocking potential and post defense.

HIGH SCHOOL

Averaged 20 points and 12 rebounds during senior season... Awarded district Sophomore of the Year after collecting 12 points and 12 rebounds per game in 1987-88... Played in the Texas High School Coaches All-Star Game... Holds school record for most blocked shots in a season (93).

PERSONAL


Enjoys tennis, volleyball, and playing Nintendo video games... Admires Michael Jordan because of his athletic ability and his positive influence on youth... Parents are Judy Oullet and Randy Pierce... Father played at North Texas State University.



LARRY SMITH

23

6-4, 195, Senior
Guard
Alton, Ill. (Alton)
Born: 6/4/68



AT ILLINOIS

1988-89: Instrumental force in Illinois' drive to the Final Four... Started nine games, played in all 36 in 1988-89...Led Illinois in assists, dishing out 157 (4.4 per game)...His aggressive play off the bench sparked the Fighting Illini running game, helping Illinois to a team average 86.4 points per game, its highest since 1966... Quarterbacked the Illinois offense in the stretch run, despite not being a starter...Scored 12 points consecutively against Purdue and Ohio State, as Illinois kicked off a 10-game winning streak that included Big Ten wins over Indiana, Iowa and Michigan and

five consecutive NCAA victories.

1987-88: Saw his playing time jump to nearly 13 minutes per game, including five starts... Played 18 minutes against Chicago State, but scored 16 points on 6 of 8 shooting...Third on the team with 80 assists.

1986-87: Appeared in 20 games, averaging 5.4 minutes...Played 15 minutes against Eastern Illinois, totaling six assists.

HIGH SCHOOL

Unanimous All-State pick in his senior year...Co-News-Gazette Player of the Year with former Illinois great Nick Anderson...

Named MVP in the Illinois Basketball Coaches Association All-Star game...Averaged 24.4 points, 4.9 rebounds, 8.0 assists and 4.1 steals per game in his senior season...High School coach was Stan McAfoos.

PERSONAL

Major is speech communication... Comes from a family of 10 children...Lists Final Four of 1989 as his favorite sports memory, and is only Fighting Illini on 1990-91 team who saw action in the 1988-89 NCAA tournament series...Enjoys cooking...Wants to be active in community service after school

STATS FOR LARRY SMITH

	GP-GS	FGM-FGA	FG%	3PM-3PA	3P%	FTM-FTA	FT%	REB/AVG	PF-D	PTS/AVG	A	TO	BK	ST	MIN/GM
1986-87	20-0	12-30	40%	0-0	0%	14-26	54%	13/7	9-0	38/1.9	16	22	2	6	107/5.4
1987-88	31-5	45-95	47%	2-7	29%	41-57	72%	37/1.2	37-0	133/4.3	80	49	1	19	404/13.0
1988-90	36-9	66-128	52%	3-8	38%	40-58	69%	73/2.0	67-1	175/4.9	157	68	5	28	694/19.3
TOTALS	87-14	123-253	49%	5-15	33%	95-140	68%	123/1.41	113-1	346/4.0	253	139	8	53	1205/13.9



Career Highs: Points: 16, vs. Illinois-Chicago (12/11/87)
Rebounds: 5, vs. Georgia Tech (1/22/89)



BROOKS TAYLOR

4

**6-4, 180,
Sophomore
Chicago, Ill.
(DeLaSalle)
Guard
Born: 3/13/71**



1989-90

Benefited from a year of tutelage under one of the finest guard tandems in Illinois history in Kendall Gill and Stephen Bardo... Played the most games and scored the most points of any of the three Illinois freshman... Scored two points, collected three rebounds, three blocks and two steals vs. Grambling on 12/29/89.

PERSONAL

Parents are William and Carol Taylor...Wants to become an agent when his basketball career is over...Favorite athlete is Julius Erving...Respects former Fighting Illini great Kendall Gill for his dedication and work ethic...High school coach was Jim Tracy... Nickname is "Brooklyn"...Has amassed an extensive collection of high school, college and professional basketball games on video cassette which he watches in his spare time.

HIGH SCHOOL

Averaged 17 points, five rebounds and three assists per game as a senior . . . Teamed with fellow Fighting Illini Tim Geers to help the Meteors to a 22-4 record in 1988 . . . Was named to the all-Catholic League team as a senior . . . Scored 13 points, grabbed nine rebounds and handed out six assists in the IBCA North-South All-Star game following his senior season . . . Was named All-Chicago Catholic League as a senior and earned four varsity letters overall in high school.

STATS FOR BROOKS TAYLOR

	GP-GS	FGM-FGA	FG%	3PM-3PA	3P%	FTM-FTA	FT%	REB/AVG	PF-D	PTS/AVG	A	TO	BK	ST	MIN/GM
1989-90	24-0	12-31	38.7%	0-3	0%	13-20	65.0%	25/1.0	26-1	37/1.5	24	16	5	10	153/6.4

Career Highs:

Points: 6, vs. Metro State (12/9/89) and Purdue (1/20/90)
Rebounds: 3, vs. Grambling (12/29/89) and Minnesota (2/8/90)


MEET THE 1990-91
FIGHTING ILLINI



DEON THOMAS

25

6-9, 213,
Freshman
Chicago, Ill.
(Simeon)
Center
Born: 2/24/71



AT ILLINOIS

1989-90: Sat-out season as a red-shirt. Expected to start at power forward position but could see action at all three frontcourt positions...Will be looked to provide the bulk of the rebounding and inside scoring...Has tremendous quickness around basket...Runs floor extremely well...Exceptionally quick leaper who has great shot blocking potential.

HIGH SCHOOL

One of the nation's top high school seniors in '89...Was named Mr. Basketball for the state of Illinois in '89...Led the Wolverines to 28 consecutive victories during his senior season, averaging 24 points, 12 rebounds and six blocked shots per game...Played in the McDonald's All-American game his senior year...On everybody's first team All-State team and most All-America teams...Attended same high school (Simeon) as former Fighting Illini Ervin Small and current NBA standout Nick Anderson.

PERSONAL

Father, Melvin, is a security guard...Mother's name is Joanna Johnson...Major is Sociology.. Nickname is "De-Nice"...Favorite athlete is Julius Erving because of his success on and off the court... Enjoys listening to music and watching movies...High school coach was Bob Hambric.



T.J. WHEELER

44

6-4, 186,
Freshman
Buckner, Ill.
(Christopher)
Forward
Born: 2/14/72



AT ILLINOIS

Excellent athlete and all-around performer...Could compete for starting spot at shooting guard... Should see plenty of action at both backcourt positions... Excellent outside shooter who could be team's top backcourt three-point threat...Big-time scorer.

HIGH SCHOOL

Three-time all-state selection (Class A)...Averaged 32.7 points last season...Ranks ninth in IHSA record books with double-figure scoring in 54 consecutive games ...His 214 career three-point goals rank second in IHSA history, and 90 games in double figures is fifth ...Averaged 25.5 points, 14.9 rebounds and 7.9 assists per game in his junior season, leading his team to a 25-5 record...A top-100 player nationally as ranked by talent scout Bob Gibbons.

PERSONAL


Earned nine letters at Christopher ...Parents are Tom and Lynda Wheeler...Enjoys fishing...Lists Christopher's 24-4 season in his junior season as his favorite sports memory...Favorite athlete is Rex Chapman.



Larry Smith




Tim Geers



Brooks Taylor



Tommy Simmons, Larry Smith, Andy Kaufmann, Andy Kpedi, Scott Pierce, Deon Thomas, Tom Michael, Tim Geers, Brooks Taylor and T.J.



THE OPPONENTS

- 38 Arkansas-Little Rock
- 39 Bucknell
- 40 Eastern Illinois
- 41 Georgia Southern
- 42 Illini Classic
- 43 Illinois-Chicago
- 44-45 Indiana
- 46-47 Iowa
- 48 Long Beach State
- 49 Louisiana State
- 50 Memphis State
- 51 San Juan Shootout
- 52-53 Michigan
- 54-55 Michigan State
- 56-57 Minnesota
- 58 Missouri
- 59 Murray State
- 60 Nebraska
- 61 Northern Iowa
- 62-63 Northwestern
- 64-65 Ohio State
- 66 Old Dominion
- 67 Oregon State
- 68 Penn State
- 69 St. Louis
- 70-71 Purdue
- 72-73 Wisconsin
- 74 Wisconsin-Milwaukee



Arkansas-Little Rock

December 15 at Champaign



Head Coach:
Jim Platt



Athletic Director:
Mike Hamrick



Sports Information
Director:
Sean Johnson

PERTINENT FACTS

Chancellor: Dr. James Young
 Enrollment: 11,000
 Mailing Address:
 2801 South University
 Little Rock, Ark. 72204
 Arena/Capacity: Barton Coliseum/8,300
 Nickname: Trojans
 Colors: Maroon, Gold, White
 Conference: Trans America Athletic Conference
 89-90 Record: 20-10
 89-90 Conference Record:
 Athletic Director: Mike Hamrick
 Sports Information Director: Sean Johnson
 Office Phone: (501) 569-3449
 Home Phone: (501) 565-7679
 Fax: (501) 569-3030



TROJANS BASKETBALL STAFF

Head Coach: Jim Platt (Concordia, IL '73)
 Overall Record: First year
 Record at UALR: First year
 Assistant Coaches: Ricardo Patton, Perry Shockley, Dennis White
 Basketball Office/Coaches Phone: (501) 569-3304

UALR SCOUTING REPORT

Starters Returning: 1 Starters Lost: 1
 Lettermen Returning: 5 Lettermen Lost: 1
 Top Returnees:
 James Scott, 6-2, 175, G, Sr.
 David Hall, 6-5, 190, G/F, So.
 Derrick Hall, 6-4, 175, G, So.
 Jason Johnson, 5-10, 160, G, Jr.
 Jon Johnson, 5-10, 160, G, Jr.
 Top Newcomers:
 Jamar Banks, 6-1, 175, G, So.
 Darren Erickson, 6-0, 165, G, Fr.
 Robert Greene, 6-3, 185, G, Jr.
 David Redmon, 6-5, 190, G, Fr.
 Cordell Robinson, 6-2, 175, G, Fr.

SERIES HISTORY VS. ILLINOIS

Games: 1 Illinois wins: 1 UALR wins: 0
 At Illinois: Illinois 1 UALR 0
 At UALR: Illinois 0 UALR 0
 Illinois' largest winning margin: 19, December 10, 1988,
 at Champaign, Ill. 107-88

All-time Series Scores

Date	Ill.	UALR
*12-10-88	107	88

*at Champaign

1990-91 UALR Basketball Schedule

Month	Date	Opponent
November	26	ARKANSAS STATE
	28	at Texas Christian
	14	SAMFORD
December	1	LOUISIANA TECH
	5	at Jackson State
	7-8	at Marquette Tournament
	15	at Illinois
	17	at Texas-El Paso
	20	AUSTIN PEAY
January	27	JACKSON STATE
	29	at Arkansas State
February	23	at Austin Peay
	31	GEORGIA SOUTHERN
	2	STETSON
	7	at Georgia State
	9	at Mercer
March	14	TEXAS-SAN ANTONIO
	16	CENTENARY
	21	at Samford
March	28	at Georgia Southern
	2	at Stetson
5-7	TAAC TOURNAMENT	



Bucknell


San Juan Shootout, November 23-25 at San Juan, Puerto Rico



Head Coach:
Charlie Woollum



Athletic Director:
Rick Hartzell



Sports Information Director:
Bo Smolka

PERTINENT FACTS

President: Dr. Gary A. Soika
Enrollment: 3,400
Mailing Address:
 Davis Gym, Bucknell University,
 Lewisburg, PA 17837
Arena/Capacity: Davis Gym/2,100
Nickname: Bison
Colors: Orange & Blue
Conference: Patriot League
89-90 Record: 15-14
89-90 Conference Record: 6-8
Athletic Director: Rick Hartzell
Sports Information Director: Bo Smolka
Office Phone: (717) 524-1227
Home Phone: (717) 523-7901



SERIES HISTORY VS. ILLINOIS

First Meeting

1990-91 Bucknell Basketball Schedule

November

23-25 at San Juan Shootout
 - Illinois
 28 DELAWARE

December

1 YALE
 3 at Fairfield
 5 LYCOMING
 8 ST. FRANCIS
 29 at Cornell

January

2 at UMBC
 4 at Towson State
 7 at Delaware
 9 DREXEL
 12 HOLY CROSS

14 UMBC
 19 at Army
 23 FORDHAM
 26 COLGATE
 28 TOWSON STATE
 30 at Lehigh

February


2 LAFAYETTE
 6 at Wake Forest
 9 at Holy Cross
 11 MT. ST. MARY'S
 13 ARMY
 16 at Fordham
 20 at Colgate
 23 LEHIGH
 28-
 Mar. 2 at Patriot League
 Tournament

BISONS BASKETBALL STAFF

Head Coach: Charlie Woollum
Overall Record: 246-176 (15 years)
Record at Bucknell: 246-176 (15 years)
Assistant Coaches: Terry Conrad, Carl Danzig, Tommy Thompson

BUCKNELL SCOUTING REPORT

Starters Returning: 3 **Starters Lost:** 2
Lettermen Returning: 12 **Lettermen Lost:** 3
Top Returnees:
 Mike Bright, 6-6, 192, F, So.
 Bill Courtney, 6-2, 185, G, Jr.
 Keith Fenton, 6-2, 190, G, Sr.
Top Newcomers:
 Raymond Brown, 6-6, 180, F, Fr.
 Jason Janego, 6-2, 175, G, Fr.
 Chris Simpson, 6-1, 185, G, Fr.
 Matt Sloan, 6-7, 205, F, Fr.



Mike Bright

THE OPPONENTS



Eastern Illinois

December 1 at Champaign



Head Coach:
Rick Samuels



Athletic Director:
Mike Ryan



Sports Information Director:
Dave Kidwell

PERTINENT FACTS

President: Dr. Stanley G. Rives

Enrollment: 10,100

Mailing Address:

Eastern Illinois University
Charleston, IL 61920

Arena/Capacity: Lantz Gym/6500

Nickname: Panthers

Colors: Blue & Gray

Conference: Mid-Continent

89-90 Record: 10-18

89-90 Conference Record: 3-9 (6th)

Athletic Director: Mike Ryan

Sports Information Director:
Dave Kidwell

Office Phone: (217) 581-6408

Home Phone: (217) 345-4166



PANTHERS BASKETBALL STAFF

Head Coach: Rick Samuels, Chadron State '71

Overall Record: 149-142 (10 years)

Record at Eastern Illinois: 149-142 (10 years)

Assistant Coaches: Mike Church, George Morgan, Dave Weber

EIU SCOUTING REPORT

Starters Returning: 5

Starters Lost: 0

Lettermen Returning: 10

Lettermen Lost: 0

Top Returnees:

Barry Johnson, 6-7, 195, F, Jr.

Gerald Jones, 5-10, 160, G, Sr.

Kavien Martin, 6-3, 175, G, Jr.

Jeff Mironcow, 6-8, 210, C, Jr.

Dave Olson, 6-6, 195, F, Jr.

Steve Rowe, 6-1, 175, G, Jr.

Top Newcomers:

Curtis Leib, 6-7, 200, F, Fr.

Steven Nichols, 6-6, 200, F, Fr.

SERIES HISTORY VS. ILLINOIS

Games: 1 Illinois wins: 1 Eastern Illinois wins: 0

At Illinois: Illinois 1, Eastern Illinois 0

Illinois' largest winning margin: 34, December 8, 1986
at Champaign, 85-51

All-time Series Scores

Date	Ill.	EIU
*12-8-86	85	51

*at Champaign

1990-91 Eastern Illinois Basketball Schedule

November

- 11 LAFAYETTE HUSTLERS (ex.)
- 16 CZECHOSLOVAKIA (ex.)
- 27 OAKLAND COLLEGE (ex.)

- 19 AKRON
- 21 CLEVELAND STATE
- 26 at Valparaiso
- 28 at Illinois-Chicago
- 31 at Northern Illinois

December

- 1 at Illinois
- 3 NEBRASKA
- 6 AUGUSTANA
- 12 WISCONSIN-MILWAUKEE
- 15 at Maine
- 17 at Northeastern University
- 29 at Northern Iowa

February

- 4 at Chicago State
- 9 WISCONSIN-GREEN BAY
- 11 NORTHERN ILLINOIS
- 13 NORTHERN IOWA
- 16 at Akron
- 18 at Cleveland State
- 21 NORTHEASTERN ILLINOIS
- 23 VALPARAISO
- 25 ILLINOIS-CHICAGO
- 28 at Western Illinois

January

- 2 WESTERN ILLINOIS
- 8 CHICAGO STATE
- 12 at Wisconsin-Green Bay
- 15 at Southern Illinois



Lantz Gym



Georgia Southern

Illini Classic, December 7-8 at Champaign



Head Coach:
Frank Kerns



Athletic Director:
Dr. David Wagner



**Basketball Sports
Information Director:**
Tom McClellan

PERTINENT FACTS

President: Trans America
Enrollment: 11,238
Mailing Address:
 Landrum Box 8085
 Georgia Southern University
 Statesboro, GA
Arena/Capacity:
 Hanner Fieldhouse/5,500
Nickname: Eagles
Colors: Blue & White
Conference: Trans America
89-90 Record: 17-11
89-89 Conference Record: 11-5(4th)
Athletic Director: Dr. David "Bucky" Wagner
Basketball contact: Tom McClellan
Office Phone: (912) 681-5239
Home Phone: (912) 681-4646



EAGLES BASKETBALL STAFF

Head Coach: Frank Kerns (Alabama '60)
Overall Record: 308-168 (17 years)
Record at Georgia Southern University: 171-90 (9 years)

GSU SCOUTING REPORT

Starters Returning: 2 **Starters Lost:** 3
Lettermen Returning: 8 **Lettermen Lost:** 7
Top Returnees:
 Cal Ferguson, 6-10, 186, C, Sr.
 Emmett Smith, 7-0, 212, C, Sr.
 Cal Ferguson, 6-10, 186, C, Sr.
Top Newcomers:
 Wendell Charles, 6-4, 180, G, Jr.
 Tony Windless, 6-4, 190, F, Jr.

SERIES HISTORY VS. ILLINOIS

Games: First Meeting

1990-91 Georgia Southern Basketball Schedule

November		February	
24	BRADLEY	24	TEXAS-SAN ANTONIO
28	at Murray State	26	CENTENARY
		31	at Arkansas-Little Rock
December		March	
1	MIDDLE TENNESSEE	2	SAMFORD
7-8	at Illini Classic	6	EAST CAROLINA
18	at Augusta	9	at Stetson
20	at Middle Tennessee St.	14	GEORGIA STATE
28-29	at Albertson's Classic	16	MERCER
		21	at Texas-San Antonio
		23	at Centenary
		28	ARKANSAS-LITTLE ROCK
January			
2	at East Carolina	2	SAMFORD
8	MURRAY STATE	5-7	at TAAC Tournament
12	STETSON		
17	at Georgia State		
19	at Mercer		

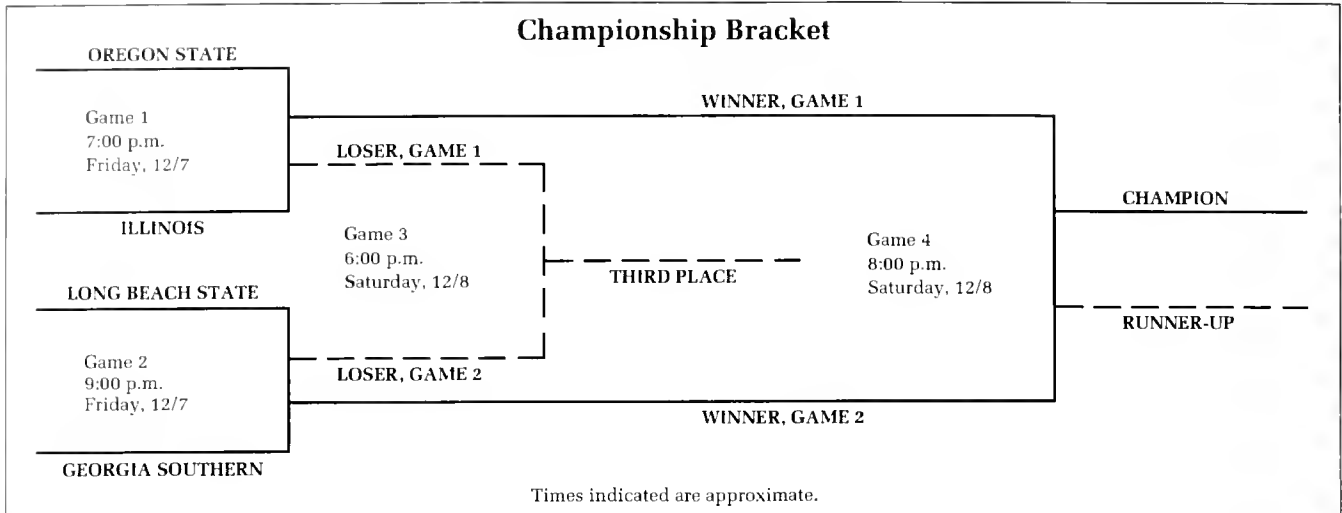


Chariton Young



Illini Classic

December 7-8 at Champaign



Individual Records: Championship Game

- Most Points** — 32, Mike Jones (12 FG, 5 FT) Auburn vs. Illinois, 1987
- Most Field Goals** — 14, Chris Morris, Auburn vs. Illinois, 1987
- Most Field Goal Attempts** — 26, Auburn vs. Illinois, 1987
- Best Field Goal Percentage** — .857, Marcus Liberty, Illinois vs. Arkansas-Little Rock, 1988
- Most Free Throws** — 12, Efreem Winters, Illinois vs. New Mexico St., 1984
- Best Free Throw Percentage** — 1.000, Efreem Winters, Illinois vs. New Mexico State, 1984
- Most Rebounds** — 15, Chris Morris, Auburn vs. Illinois, 1987
- Most Assists** — 12, Terrance Howard, Auburn vs. Illinois, 1987

Individual Records: Tournament

- Most Points** — 53, James Campbell (31-22), Oklahoma City, 1981
- Most Field Goals** — 25, James Campbell (15-10), Oklahoma City, 1981
- Most Field Goal Attempts** — 51, Mike Jones, Auburn, 1987
- Best Field Goal Percentage** — .857, Mark Smith (12-14), Illinois, 1979
- Most Free Throws** — 14, Mark Smith (4-10), Illinois, 1980; Efreem Winters (2-12), Illinois, 1984
- Most Free Throw Attempts** — 16, Mark Smith (5-11), Illinois, 1980; Rudy Woods (4-12), Texas A&M, 1981
- Best Free Throw Percentage** (minimum 10 attempts) — 1.000, Efreem Winters (14-14), Illinois, 1984
- Most Rebounds** — 24, Anthony Welch (17-7), Illinois, 1982
- Most Assists** — 17, Terrance Howard (5-12), Auburn, 1987

Team Records: Championship Game

- Most Points:**
 - Winning Team — 115, Illinois vs. Utah State, 1985
 - Losing Team — 103, Auburn vs. Illinois, 1987
 - Two Teams — 210, Illinois (107) vs. Auburn (103)
- Margin:**
 - Widest — 51, Illinois vs. Utah St. (115 — 64), 1985
 - Smallest — 7, Illinois vs. Illinois St. (47 — 40), 1979; Illinois vs. Illinois St. (67 — 60), 1982

- Field Goals:**
 - Most Made — 48, Illinois vs. Utah St., 1985
 - Most Attempted — 83, Metro State vs. Illinois, 1989
 - Best Percentage — .635, Illinois vs. Princeton, 1986

- Free Throws:**
 - Most Made — 27, Illinois vs. Oklahoma, 1980; Illinois vs. New Mexico St., 1984
 - Most Attempted — 36, Illinois vs. New Mexico St., 1984
 - Best Percentage — .800, Illinois St. (8-10), vs. Illinois, 1979

- Rebounds:**
 - Most — 56, Illinois vs. Utah St., 1985

Team Records: Tournament

- Points:**
 - Most — 219, Illinois (112-107), 1988
 - Fewest Allowed — 96, Illinois (49-47), 1983

- Field Goals:**
 - Most Made — 86, Illinois (39-47), 1987
 - Most Attempted — 156, Illinois (72-84), 1987
 - Best Percentage — .654, Illinois (64-108), 1986

- Free Throws:**
 - Most Made — 45, Illinois (27-18), 1988
 - Most Attempted — 71, USC (21-50), 1988
 - Best Percentage — .818, UI — Chicago, 1986

- Rebounds:**
 - Most — 103, Illinois (59-44), 1985



Illinois - Chicago

November 29 at Champaign



Head Coach:
Bob Hallberg



Athletic Director:
Tom Russo



Sports Information Director:
Dave Mateer

SERIES HISTORY VS. ILLINOIS

Games: 2 Illinois Wins: 2 UIC Wins: 0
 At Illinois: Illinois 2 UIC 0
 Illinois' largest winning margin: 56, December 11, 1978
 at Champaign 109-53

All-time Series Scores

Date	Ill.	UIC
*12-11-87	109	53
*11-26-88	85	59

*at Champaign

PERTINENT FACTS

Interim Chancellor: James J. Stukel
Enrollment: 24,000
Mailing Address:
 M/C 196, Box 4348
 Chicago, Illinois 60680
Arena/Capacity: UIC Pavilion/10,000
Nickname: Flames
Colors: Indigo & Flame
Conference: Association of
 Mid-Continent Universities
1989-90 Record: 16-12
1989-90 Conference Record: 6-6 (T3rd)
Athletic Director: Tom Russo
Sports Information Director: Dave Mateer
Office Phone: (312) 996-5880
Home Phone: (312) 421-6187



FLAMES BASKETBALL STAFF

Head Coach: Bob Hallberg
Assistant Coaches: Jerry Hardin, Rick Pryor, Dennis Willis
Basketball Office/Coaches' Phone: (312) 996-8690

1990-91 UIC Basketball Schedule

November

12 SYDNEY (exh.)
 24 MARATHON OIL (exh.)
 29 at Illinois

December

1 at Western Michigan
 4 ILLINOIS STATE
 10 NORTH PARK
 14 at Hawaii
 16 at Chaminade
 19 LOYOLA
 22 at Syracuse
 27 at Houston
 30 SOUTHERN UTAH STATE

January

2 at Northern Illinois
 7 AKRON
 9 NORTHEASTERN ILLINOIS
 12 at Valparaiso

15 at Iowa State
 19 at Cleveland State
 21 at Western Illinois
 24 NORTHERN IOWA
 28 EASTERN ILLINOIS

February

2 CLEVELAND STATE
 4 at Akron
 9 VALPARAISO
 12 at Wisconsin-Green Bay
 16 at Northern Iowa
 18 WESTERN ILLINOIS
 20 WISCONSIN-GREEN BAY
 23 WESTERN MICHIGAN
 25 at Eastern Illinois
 28 NORTHERN ILLINOIS

March

3-5 at Mid-Continent Tournament

UIC SCOUTING REPORT

Starters Returning: 2 **Starters Lost:** 3
Lettermen Returning: 9 **Lettermen Lost:** 4
Top Returnees:
 Brian Hill, 6-4, 185, G, Jr.
 Tremell Murphy, 6-8, 200, C, Sr.
Top Newcomers:
 Kenny Williams, 5-10, 160, G, Fr.



Indiana

January 2 at Bloomington, Ind.; March 10 at Champaign



Head Coach:
Bob Knight




Athletic Director:
Ralph Floyd



Sports Information
Director:
Kit Klingelhoffer

PERTINENT FACTS

President: Thomas Ehrlich
Enrollment: 34,000
Mailing Address:
Indiana University
Assembly Hall
Bloomington, IN 47405
Arena/Capacity: Assembly Hall/17,311
Nickname: Hoosiers
Colors: Cream & Crimson
Conference: Big Ten
89-90 Record: 18-11
89-90 Conference Record/Finish: 8-10 (7th)
Athletic Director: Ralph Floyd
Sports Information Director: Kit Klingelhoffer
Office Phone: (812) 855-2421
Home Phone: (812) 332-4990
Press box Phone: (812) 855-2754



HOOSIERS BASKETBALL STAFF

Head Coach: Bob Knight (Ohio State '62)
Overall Record: 532-198
Record at Indiana: 430-148
Assistant Coaches:
Ron Felling
Dan Dakich
Don Donoher
Basketball Office/Coaches' Phone: (812) 855-2238

IU SCOUTING REPORT

Starters Returning: 5 Starters Lost: 0
Lettermen Returning: 10 Lettermen Lost: 2
Top Returnees:
Eric Anderson, 6-9, 223, F, Jr.
Calbert Cheaney, 6-6, 199, F/C, So.
Greg Graham, 6-4, 167, G, So.
Pat Graham, 6-5, 200, G, So.
Jamal Meeks, 6-0, 192, G, Jr.
Matt Nover, 6-8, 226, F, Jr.
Top Newcomers:
Damon Bailey, 6-3, 193, G, Fr.
Pat Knight, 6-6, 190, F, Fr.

SERIES HISTORY VS. ILLINOIS

Games: 123 Illinois Wins: 60 Indiana Wins: 63
At Illinois: Illinois 37, Indiana 27
At Indiana: Indiana 36, Illinois 23
Illinois' largest winning margin: 29, January 6, 1914, at Champaign, 35-6
Indiana's largest winning margin: 40, February 9, 1974
at Bloomington, 107-67

All-time Series Scores

Date	Ill	Ind.	Date	Ill	Ind.	Date	Ill	Ind.
*1-20-06	27	24	*1-11-41	-38	48	3-1-69	77	64
2-16-06	-7	38	2-9-42	-36	41	*1-6-70	94	74
*1-25-08	39	12	*2-12-45	71	48	3-3-70	85	75
*1-9-09	30	2	2-28-45	-55	65	*2-20-71	-86	88
3-6-09	-13	23	*2-15-47	59	50	3-13-71	103	87
*2-5-10	30	20	3-1-47	-41	48	*2-22-72	-71	90
3-5-10	26	12	*1-19-48	46	45	2-12-73	-66	87
*1-7-11	32	22	3-1-48	52	51	2-9-74	-67	107
2-17-11	-14	19	1-8-49	44	++42	*2-18-74	-83	101
2-7-12	-24	25	*2-28-49	91	68	1-27-75	-57	73
*2-23-13	41	16	*2-13-50	-72	83	*2-24-75	-89	112
*3-1-13	29	12	2-27-50	-66	80	*1-17-76	-55	83
3-8-13	23	17	1-15-51	-53	64	*2-14-76	-48	58
*1-6-14	35	6	*2-19-51	71	65	1-8-77	-60	80
2-7-14	31	15	*1-14-52	78	66	*2-17-77	73	69
*1-11-15	34	13	2-18-52	77	70	1-7-78	65	64
1-26-15	20	4	1-17-53	-70	+74	*3-2-78	-68	77
*1-13-23	31	22	*2-28-53	-79	91	1-4-79	65	61
2-12-23	-24	31	3-6-54	-64	67	*3-3-79	-70	72
*1-17-25	34	24	*1-8-55	99	75	1-31-80	-54	60
2-23-25	-24	30	1-14-56	96	72	*2-9-80	89	68
2-19-26	21	20	*2-6-56	92	89	1-10-81	-61	78
*3-6-26	-25	28	*1-14-57	112	91	*3-5-81	-66	69
1-21-28	-29	44	3-4-57	-76	84	*1-21-82	-53	54
*3-6-28	-23	27	1-11-58	-82	89	2-11-82	-60	73
*1-8-29	20	16	*3-3-58	-86	96	*1-13-83	-55	69
2-23-29	-22	32	2-9-59	89	83	3-5-83	-55	67
*1-17-31	-34	35	*2-21-59	100	98	1-11-84	-68	+73
2-23-31	39	25	*2-22-60	-78	92	*3-4-84	70	58
1-11-32	30	22	2-25-61	-82	93	*1-27-85	52	41
*3-7-32	33	32	*2-3-62	96	85	2-21-85	66	50
*2-10-34	28	25	3-5-62	-92	104	1-25-86	69	50
2-24-34	-24	36	*2-4-63	104	101	*2-20-86	-60	61
*1-5-35	-28	32	2-16-63	-100	103	1-28-87	-66	69
1-14-35	-29	42	2-3-64	-96	104	*3-1-87	69	67
*1-11-37	40	31	*1-4-65	86	81	*2-6-88	-74	75
2-20-37	42	25	1-8-66	98	84	2-29-88	75	65
1-4-38	-46	51	*2-12-66	-77	81	*1-28-89	75	65
*3-4-38	-35	45	2-20-67	-81	96	3-5-89	70	67
*1-9-39	-28	29	*3-4-67	80	70	*2-4-90	70	65
*1-6-40	-36	38	*1-9-68	-60	+61	3-11-90	69	63

*at Champaign



ILLINOIS VS. INDIANA LAST SEASON

February 4, 1990 at Champaign

The Fighting Illini won their fourth straight over Indiana on this day. Indiana led for the entire first half, until Hoosier Greg Graham's three-pointer tied the score 29-29 at the break. Though Indiana took three brief leads during the first three minutes of the second half, it was all Illinois from then on, starting with a 10-0 run. Though the Fighting Illini were outshot, the story of the game was the battle of the boards (which Illinois won, 41-27), and the UI defense. Marcus Liberty and Kendall Gill were important offensive factors for the Fighting Illini, posting 16 points, 10 rebounds, and 25 points, eight rebounds, respectively. Stephen Bardo played all 40 minutes in this game—it was his third complete game in the last four outings.

Illinois 70, Indiana, 65

ILLINOIS (70)	fg-fga	3p-3pa	ft-fa	reb	pf	tp	min
Bardo	3-9	0-1	2-3	7	2	8	40
Liberty	7-14	0-0	2-4	13	3	16	38
Small	4-7	0-0	0-0	5	4	8	23
Bowman	1-5	1-2	0-0	3	1	3	32
Gill	8-17	0-0	9-11	8	3	25	31
Kaufmann	1-2	0-0	0-0	1	3	2	17
Jones	4-9	0-0	0-2	3	3	8	16
Kpedi	0-0	0-0	0-0	0	1	0	3
TEAM				1			
TOTALS	28-63	1-3	13-20	41	20	70	200
	FG%:.444		FT%:.650				

INDIANA (65)	fg-fga	3p-3pa	ft-fa	reb	pf	tp	min
Cheaney	6-13	1-2	4-4	6	4	17	35
Robinson	0-1	0-0	0-0	12	0	0	6
Anderson	6-13	0-0	6-8	5	3	18	40
Jones	3-8	1-1	0-0	1	4	7	38
Reynolds	0-1	0-0	0-0	0	0	0	6
Meeks	0-1	0-0	0-0	0	2	0	16
Graham, G	2-6	1-1	1-2	1	1	6	15
Leary	0-0	0-0	0-0	0	0	0	2
Graham, P	2-3	1-2	3-5	1	2	8	14
Lawson	4-5	0-0	1-2	10	5	9	34
TEAM				2			
TOTALS	23-51	4-6	15-21	20	21	65	200
	FG%:.451		FT%:.650				

March 11, 1990 at Bloomington

This turned out to be Illinois' third road Big Ten win season, but more importantly, Lou Henson's 316th victory as the Fighting Illini mentor, tying him with Harry Combes for the all-time lead at the school. In addition, it was Illinois' fifth straight win over the Hoosiers (no other team has beaten Indiana under Bob Knight five consecutive times), and its third straight win in Bloomington. Kendall Gill became Illinois player to win the Big Ten scoring title since Andy Phillip achieved the feat in 1943; he led all scorers with 23 points; Stephen Bardo added 16.

Illinois 69, Indiana 63

ILLINOIS (69)	fg-fga	3p-3pa	ft-fa	reb	pf	tp	min
Liberty	3-9	0-1	8-8	6	1	14	40
Bardo	6-10	1-4	3-3	4	5	16	34
Small	1-2	0-0	0-0	6	4	2	19
Bowman	3-5	2-2	0-0	1	3	8	30
Gill	8-19	1-2	6-8	5	3	23	40
Kaufmann	1-4	0-1	2-2	1	2	4	16
Jones	1-1	0-0	0-0	6	4	2	19
Kpedi	0-0	0-0	0-0	0	0	0	2
TEAM				4			
TOTALS	23-50	4-10	19-21	33	22	69	200
	FG%:.460		FT%:.905				

INDIANA (63)	fg-fga	3p-3pa	ft-fa	reb	pf	tp	min
Graham, P	3-6	0-1	1-1	2	0	7	19
Cheaney	8-18	1-7	4-4	4	3	21	32
Nover	1-1	0-0	0-0	2	4	2	34
Reynolds	2-6	0-0	4-5	5	2	8	33
Meeks	4-8	1-2	2-2	3	4	11	40
Graham, G	0-1	0-0	0-0	1	3	0	7
Anderson	5-10	0-1	4-5	6	1	14	28
Robinson	0-1	0-0	0-0	0	1	0	8
Lawson	0-1	0-0	0-0	2	1	0	8
Oliphant	0-1	0-1	0-0	0	0	0	1
TEAM				1			
TOTALS	10-28	0-5	4-5	16	11	24	200
	FG%:.357		FT%:.800				



Eric Anderson



Iowa

January 28 at Champaign; February 23 at Iowa City, Iowa



Head Coach:
Tom Davis



Athletic Director:
Bump Elliott



Sports Information
Director:
George Wine

PERTINENT FACTS

President: Hunter Rawlings

Enrollment: 29,000

Mailing Address:

205 D Carver-Hawkeye Arena
Iowa City, Iowa 52242

Arena/Capacity:

Carver Hawkeye Arena/15,500

Nickname: Hawkeyes

Colors: Old Gold & Black

Conference: Big Ten

89-90 Record: 12-16

89-90 Conference Record/Place: 4-14/T8th

Athletic Director: Bump Elliott

Sports Information Director: George Wine



HAWKEYES BASKETBALL STAFF

Head Coach/Alma Mater: Tom Davis/Wisconsin-Platteville 1960

Overall Record: 363-191

Record at Iowa: 89-41

Assistant Coaches:

Gary Close

Rick Moss

Bruce Pearl

Rich Walker

Basketball Office/Coaches' Phone: (319) 335-9444

SID Phone: (319) 335-9444

Basketball SID Phone: (o) 335-9411 (h) 644-2781

UI SCOUTING REPORT

Starters Returning: 3

Starters Lost: 2

Lettermen Returning: 8

Lettermen Lost: 3

Top Returnees:

Wade Lookingbill, 6-5, 200, F, Jr.

James Moses, 6-4, 195, G, Jr.

Troy Skinner, 6-0, 175, G, Jr.

Top Newcomers:

Val Barnes, 6-2, G, So.

Paul Lusk, 6-4, G, Fr.

Chris Street, 6-8, F, Fr.

James Winters, 6-5, C/F, Fr.

SERIES HISTORY VS. ILLINOIS

Games: 108

Illinois wins: 53

Iowa wins: 55

At Illinois: Illinois 42 Iowa 13

At Iowa: Iowa 42 Illinois 11

Illinois' largest winning margin: 32, January 19, 1943
at Champaign, Ill. 66-34

Iowa's largest winning margin: 25, January 4, 1975
at Iowa City, Iowa, 95-70.

All-time Series Scores

Date	Ill.	Iowa	Date	Ill.	Iowa	Date	Ill.	Iowa
2-14-08	-36	46	2-11-50	-65	70	*1-13-73	80	78
*1-28-13	35	9	1-8-51	72	69	3-10-73	-76	93
2-23-24	26	14	*1-20-51	69	53	*2-23-74	91	84
*2-29-24	38	19	2-9-52	-68	73	1-4-75	-70	95
*1-24-25	23	15	*2-14-53	80	63	*3-8-75	-70	73
2-27-25	-25	33	*2-21-53	-62	67	1-3-76	-60	84
1-22-27	40	33	*1-18-54	-70	79	*3-6-76	-70	82
2-12-27	-24	26	2-20-54	74	51	*1-15-77	-81	+84
1-13-28	-30	36	1-17-55	-80	92	2-24-77	-64	76
*2-24-28	-27	41	*2-21-55	-70	89	1-26-78	70	61
2-14-31	26	23	3-3-56	-72	96	*2-18-78	77	76
*2-28-31	31	13	*1-7-57	81	70	1-25-79	-52	58
2-27-33	-27	30	*1-6-58	-68	70	*2-17-79	-53	67
*3-4-33	44	10	2-22-58	-79	83	*1-3-80	-71	72
1-15-34	-14	36	*1-12-59	103	97	3-1-80	-71	75
*2-26-34	35	31	2-28-59	72	70	*1-31-81	79	66
1-4-36	-26	27	*2-27-60	85	70	2-7-81	-66	72
*2-10-36	36	14	1-16-61	-71	78	1-9-82	-50	56
*1-16-37	42	28	2-10-62	91	81	*3-4-82	73	+67
2-27-37	40	29	*3-3-62	-78	88	*2-3-83	62	61
*2-6-39	34	26	1-5-63	85	76	2-12-83	-66	68
3-2-40	-47	62	*3-9-63	73	69	2-2-84	54++	52
*2-17-41	56	53	1-11-64	87	70	*2-12-84	73	53
*1-19-42	42	35	*3-9-64	90	67	1-5-85	-60	64
3-2-42	-32	46	*2-23-65	97	80	*3-7-85	59	+53
*1-16-43	61	41	3-6-65	-84	94	1-4-86	-59	60
*1-18-43	66	34	*3-5-66	106	90	3-6-86	-53	57
1-21-44	-51	56	2-7-67	-89	96	*1-14-87	-88	+91
1-22-44	-44	53	*2-3-68	66	63	2-14-87	-61	66
*1-26-45	43	42	3-2-68	-56	61	1-21-88	-79	93
3-3-45	-37	43	*2-8-69	98	69	*3-6-88	94	81
12-22-45	-39	41	2-25-69	-53	74	2-5-89	-82	86
*2-23-46	57	51	*2-17-70	-81	83	*3-8-89	118	94
*2-8-47	45	36	2-2-71	-84	92	1-29-90	-67	69
2-9-48	-61	70	*2-15-72	-84	+87	*3-4-90	118	85
*2-21-49	80	49	*3-7-72	91	84			

* at Champaign

+ overtime

++ double overtime



ILLINOIS VS. IOWA LAST SEASON

January 29, 1990 at Iowa City

The #11 Fighting Illini were frustrated after this loss—they led 65-58 with 2:30 left in the game, but gave it away with several mistakes down the stretch. After an early 6-5 Iowa lead, Illinois never trailed until the final buzzer. Iowa dominated on the boards, however, 45-27, with senior Les Epsen contributing a game-high 17 rebounds as well as 18 points, including the game-winning layup with 0:02 remaining. Though neither team shot well at all from the field, Illinois did win that battle, 45.0% to 40.6%. At the free throw line, Iowa shot 17 of 28 (60.7%), while Illinois shot nine-of-13 (.692). This was only Iowa's second Big Ten win; the first had been an upset of defending national champion Michigan in Iowa City Jan. 20.

Iowa 69, Illinois 67

IOWA (69)	fg-fga	3p-3pa	ft-fta	reb	pf	tp	min
Lookingbill	4-8	1-1	2-5	2	1	11	28
Ingram	0-0	0-0	0-0	1	3	0	6
Jepsen	7-11	0-0	4-9	17	2	18	31
Moses	2-9	0-4	2-2	4	3	6	26
Skinner	1-3	1-2	4-4	3	3	7	25
Earl	5-9	0-0	1-2	6	1	11	22
Bullard	4-13	2-5	1-2	5	1	11	23
Webb	0-1	0-0	3-4	2	0	3	8
Reed	0-1	0-1	0-0	1	1	0	15
Davis	1-4	0-0	0-0	2	1	2	15
Wetzel	0-0	0-0	0-0	1	0	0	1
TEAM				1			
TOTALS	24-59	4-13	17-28	45	16	69	200
	FG%:.406		FT%:.607				

ILLINOIS (67)	fg-fga	3p-3pa	ft-fta	reb	pf	tp	min
Liberty	9-17	0-0	2-2	3	4	20	39
Bardo	3-5	3-3	2-2	10	2	11	40
Jones	1-7	0-0	0-0	4	3	2	26
Bowman	4-8	1-4	1-2	4	2	10	33
Gill	7-14	0-1	4-5	4	3	18	34
Small	2-3	0-0	0-1	0	3	4	13
Kaufmann	1-3	0-0	0-1	1	3	0	10
Gibson	0-2	0-2	0-0	0	0	0	3
Kpedi	0-1	0-0	0-0	0	1	0	2
TEAM				1			
TOTALS	27-60	4-10	9-13	27	21	67	200
	FG%:.450		FT%:.692				

Half Time Score: Illinois 37, Iowa 33
 Turnovers: Iowa 16, Illinois 10
 Attendance: 15,500

March 4, 1990 at Champaign


Illinois had a score to settle with Iowa, specifically, that 69-67 loss on the Hawkeye's home court Jan. 29. And there was the added emotion of the game being the last at home for seniors Stephen Bardo, P.J. Bowman, Kendall Gill and Ervin Small, as well as the strained relations because of the controversy surrounding Illinois' and Iowa's roles in the recruitment of Fighting Illini redshirt Deon Thomas. The Hawkeyes tied the score very early, at 2-2 and 4-4, but Illinois was off and running after that, pushing the lead to as much as 26 points in the first half. The Fighting Illini expanded that lead to a maximum of 41 points (113-72) on a Stephen Bardo three-pointer with 2:13 to go in the game. The 33-point final margin is the largest ever in the Illinois-Iowa series, and the 188-point total for the Fighting Illini was the top scoring output for the team since it defeated the Hawkeyes 188-94 on March 8, 1989. Andy Kaufmann tied his career high

with 21 points, and Ervin Small had the best night of his career in terms of scoring, putting in 19 points, including the first collegiate three-pointer. Kaufmann and Marcus Liberty were also perfect from long range, pacing Illinois to a (school) record 13 trys for the game.

ILLINOIS (118)	fg-fga	3p-3pa	ft-fta	reb	pf	tp	min
Liberty	5-15	1-1	3-4	10	4	14	28
Bardo	4-8	3-4	2-4	8	4	13	37
Small	5-9	1-1	8-8	4	3	19	19
Bowman	3-7	1-3	4-4	2	1	11	22
Gill	9-18	3-5	4-4	3	3	25	37
Kaufmann	6-10	3-3	6-7	6	2	21	19
Jones	2-6	0-0	3-4	5	4	7	17
Kpedi	0-1	0-0	0-2	1	1	0	4
Geers	0-2	0-1	1-2	1	1	1	7
Taylor	0-0	0-0	0-0	0	0	0	2
Gibson	2-4	1-2	0-0	1	1	5	4
Tuttle	0-0	0-0	0-0	0	0	0	1
Smith	1-1	0-0	0-0	0	2	2	1
Schmitz	0-0	0-0	0-0	0	0	0	1
O'Connell	0-0	0-0	0-0	0	1	0	1
TEAM				4			
TOTALS	37-81	13-20	31-39	45	27	118	200
	FG%:.457		FT%:.795				

IOWA (85)	fg-fga	3p-3pa	ft-fta	reb	pf	tp	min
Ingram	1-2	0-0	2-5	6	5	4	17
Bullard	4-11	0-4	0-0	2	5	8	22
Jepsen	6-7	0-0	3-9	9	3	15	25
Moses	4-15	1-4	2-4	5	3	11	28
Skinner	4-8	1-2	8-8	1	3	17	30
Davis	5-11	1-1	4-5	8	4	15	23
Earl	0-2	0-0	0-2	3	5	0	13
Lookingbill	1-5	0-0	4-4	3	2	6	18
Reed	0-1	0-1	1-2	0	0	1	10
Wetzel	0-0	0-0	0-0	0	0	0	1
Oconnor	0-0	0-0	0-0	0	0	0	1
Devine	0-0	0-0	0-0	0	0	0	1
Webb	3-3	0-0	0-0	2	2	6	6
Tubbs	1-1	0-0	0-1	2	2	2	4
Scott	0-0	0-0	0-0	0	0	0	1
TEAM				0			
TOTALS	29-66	3-12	24-40	41	34	85	200
	FG%:.439		FT%:.600				

Half time score: Illinois 48, Iowa 23
 Turnover: Illinois 17, Iowa 26
 Attendance: 16,219



Wade Lookingbill

THE OPPONENTS



Long Beach State

Illini Classic, Dec. 7-8 at Champaign



Head Coach:
Seth Greenberg



Athletic Director:
Corey B. Johnson



Sports Information
Director:
Shayne Schroeder

PERTINENT FACTS

President: Dr. Curtis McCray

Enrollment: 34,000

Mailing Address:

1250 Bellflower Blvd.

Long Beach, Calif. 90840

Arena/Capacity: Long Beach Arena

Nickname: 49ers

Colors: Brown & Gold

Conference: Big West

89-90 Record: 23-9

89-90 Conference Record: 12-6

Athletic Director: Corey B. Johnson

Sports Information Director: Shayne Schroeder

Office Phone: (213) 985-7978

Home Phone: (213) 431-4151



LONG BEACH BASKETBALL STAFF

Head Coach: Seth Greenberg

Overall Record: First year

Record at Long Beach: First year

Assistant Coaches: Bobby Braswell, Matt Ruiz, Bob Thate

Basketball office/Coaches' Phone: (213) 985-4983

49ERS SCOUTING REPORT

Starters Returning: 4

Starters Lost: 1

Lettermen Returning: 9

Lettermen Lost: 3

Top Returnees:

Kevin Cutler, 6-8, 220, C, Sr.

Lucious Harris, 6-5, 190, G, So.

Troy Joseph, 6-4, 192, F, Sr.

Top Newcomers:

Adam Henderson, 6-11, 200, C, So.

Bryon Russell, 6-7, 204, G-F, Fr.

SERIES HISTORY VS. ILLINOIS

Games: 2 Illinois wins: 1 Long Beach State wins: 1

At Illinois: Illinois 1 Long Beach 0

At Long Beach State: Illinois 0 Long Beach 0

Illinois' largest winning streak: 17, December 8, 1979 at Champaign 77-60

Long Beach's largest winning streak: 14, January 1, 1977
at Long Beach 84-70

All-time Series Scores

Date	Ill.	Long Beach
1-1-77	70	84
* 12-8-79	77	60

*at Champaign

1989-90 Long Beach State Basketball Schedule

November

- 10 EUROPEAN (exh)
- 17 HIGH FIVE AMERICA (exh)
- 24 at North Texas
- 26 CHICAGO STATE

December

- 1 at Arizona
- 7-8 at Illinois - Illini Classic
- 12 CAL STATE NORTHRIDGE
- 15 at Syracuse
- 28 BROOKLYN COLLEGE
- 29 HARVARD

January

- 2 at Pacific
- 4 at Fresno State
- 7 at New Mexico State
- 11 UC IRVINE
- 17 at Cal State Fullerton

- 19 at Nevada-Las Vegas
- 24 UTAH STATE
- 26 SAN JOSE STATE

February

- 2 NEW MEXICO STATE
- 7 at UC Irvine
- 9 at UC Santa Barbara
- 11 at San Jose State
- 16 CAL STATE FULLERTON
- 18 NEVADA-LAS VEGAS
- 21 UC SANTA BARBARA
- 23 at Utah State
- 28 FRESNO STATE

March

- 2 PACIFIC
- 6-9 Big West Conference
Tournament



Lucious Harris



Memphis State

December 28 at Memphis



Head Coach:
Larry Finch



Athletic Director:
Charles Cavagnaro



**Basketball Sports
Information Director:**
Mark McClellan

PERTINENT FACTS

President: Dr. Thomas Carpenter

Enrollment: 22,500

Mailing Address:

205 Athletic Office Building
Memphis, Tenn. 38152

Arena/Capacity:

Mid-South Coliseum/11,200

Nickname: Tigers

Colors: Blue & Gray

Conference: Metro

89-90 Record: 18-12

89-90 Conference Record: 8-6

Athletic Director: Charles Cavagnaro

Sports Information Director: Bob Winn

Basketball Contact: Mark McClellan

Office Phone: (901) 678-2337

Home Phone: (901) 377-8608



TIGERS BASKETBALL STAFF

Head Coach: Larry Finch (Memphis State '73)

Overall Record: 85-43

Record at Memphis State: 85-43 (4 years)

Assistant Coach: Dorsey Sims

Basketball Office/Coaches' Phone: (901) 678-2346

MSU SCOUTING REPORT

Starters Returning: 4

Starters Lost: 1

Lettermen Returning: 11

Lettermen Lost: 3

Top Returnees:

Kelvin Allen, 6-7, 220, F, Fr.

Todd Mundt, 7-0, 230, C, Fr.

Elliot Perry, 6-0, 155, G, Jr.

Ernest Smith, 6-5, 185, F, So.

Ben Spiva, 6-7, 225, F, Fr.

Top Newcomers:

Anthony Douglass, 6-7, 255, F, So.

Billy Smith, 6-5, 200, G, So.

SERIES HISTORY VS. ILLINOIS

Games: 1 **Illinois wins:** 1 **Memphis State wins:** 0

At Memphis State: Illinois 0 Memphis State 0

At Illinois: Illinois 0 Memphis State 0

Neutral Court: Illinois 1, Memphis State 0

Illinois largest winning margin: 12, December 30, 1989
at Champaign, 83-71

All-Time Series Scores

Date	Ill.	MSU
*12/30/89	83	71

*at Champaign

1990-91 Memphis State Basketball Schedule

November

- 10 HIGH FIVE AMERICA (exh)
- 14 at Boston College
(Dodge NIT)
- 16 Dodge NIT Second Round
- 21 Dodge NIT Semi-Finals
- 23 Dodge NIT Finals
- 27 at Tennessee
- 29 NEWCASTLE, AUSTRALIA
(exh)

- 10 at Louisville
- 12 TULANE
- 19 at Southern Mississippi
- 21 MIAMI (FLA.)
- 24 FLORIDA STATE
- 26 SOUTH CAROLINA
- 30 EAST TENNESSEE

February

- 2 at Cincinnati
- 7 at Tulane
- 9 SOUTHERN MISSISSIPPI
- 11 at Miami (Fla.)
- 14 CINCINNATI
- 16 LOUISVILLE
- 21 at Florida State
- 23 at South Carolina

December

- 1 PRAIRIE VIEW
- 4 MURRAY STATE
- 8 MIDDLE TENNESSEE
STATE
- 13 MERCER
- 16 at Wyoming
- 19 at Oregon State
- 28 ILLINOIS
- 30 SOUTH CAROLINA STATE

March

- 2 VIRGINIA TECH
- 7-9 Metro Conference
Tournament

January

- 2 at Missouri
- 5 at Virginia Tech

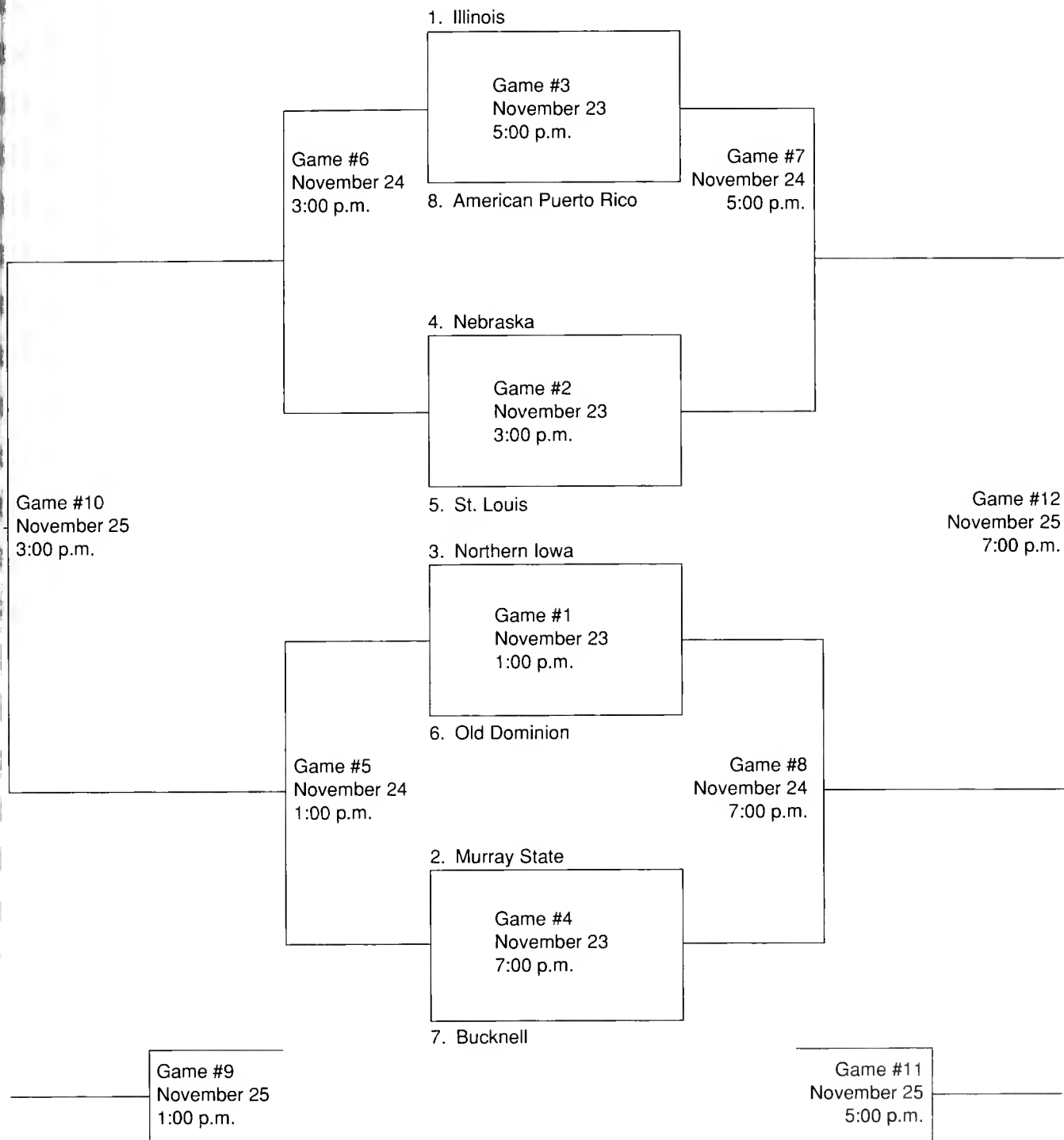


Mid-South Coliseum



1990 San Juan Sunshine Shootout

November 23-25, 1990



THE OPPONENTS

Eugenio Guerra Sports Complex
San Juan, Puerto Rico
All times are Central Standard



Michigan

January 26 at Ann Arbor; February 28 at Champaign



Head Coach:
Steve Fisher



Athletic Director:
Jack Weidenbach



Sports Information
Director:
Bruce Madej

PERTINENT FACTS

President: Dr. James J. Duderstadt

Enrollment: 35,845

Mailing Address:

1000 S. State St.

Ann Arbor, MI 48199

Arena/Capacity: Crisler Arena, 13,609

Nickname: Wolverines

Colors: Maize and Blue

Conference: Big Ten

89-90 Record: 23-8

89-90 Conference Record/Finish:

12-6, Third place

Athletic Director:

Jack Weidenbach

Sports Information Director:

Bruce Madej

Office Phone: (313) 763-4423

Home Phone: (313) 971-2549



WOLVERINES BASKETBALL STAFF

Head Coach: Steve Fisher (Illinois State '67) ('68 M.S.)

Overall Record: 29-8

Record at Michigan: 29-8

Assistant Coaches:

Mike Boyd

Brian Dutcher

Basketball Office/Coaches' Phone: (313)-763-5504

UM SCOUTING REPORT

Starters Returning: 1

Starters Lost: 5

Lettermen Returning: 8

Lettermen Lost: 5

Top Returnees:

Demetrius Calip, 6-1, 165, G, Sr.

Eric Riley, 6-11, 205, C, So.

Michael Talley, 6-1, 170, G, So.

Tony Tolbert, 6-4, 180, G, So.

Top Newcomers:

Chip Armer, 6-11, 225, C, Jr.

Rich McIver, 6-9, 200, F, Fr.

Sam Mitchell, 6-9, 195, F, Fr.

SERIES HISTORY VS. ILLINOIS

Games: 118

Illinois Wins: 62

Michigan Wins: 56

At Illinois: Illinois 40, Michigan 19

At Michigan: Michigan 36, Illinois 22

Illinois' largest winning margin: 30, December 15, 1953,
at Champaign, 96-66

Michigan's largest winning margin: 26, February 25, 1922,
at Ann Arbor, 42-16

All-time Series Scores

Date	Ill.	Mich.	Date	Ill.	Mich.	Date	Ill.	Mich.
2-1-19	27	23	*1-6-45	-38	43	*1-11-72	-70	75
*3-10-19	-18	22	1-13-45	55	37	2-12-72	-83	105
*1-16-20	41	14	1-5-46	-48	49	*2-3-73	76	75
3-1-20	28	21	*2-9-46	49	44	2-26-73	96	89
2-26-21	-18	24	2-24-47	45	36	*2-2-74	-77	101
*3-7-21	-26	28	*2-7-48	-57	66	*1-2-75	-84	++86
*1-16-22	20	17	3-7-49	-53	70	3-3-75	-75	77
2-25-22	-16	42	*2-18-50	70	60	*1-26-76	76	75
1-16-23	-13	30	*1-13-51	68	47	2-23-76	-75	90
*2-26-23	-20	27	1-12-52	67	51	1-22-77	-61	66
1-14-24	-23	24	*12-15-52	96	66	*3-3-77	-72	87
*3-8-24	23	20	2-9-53	92	62	*1-14-78	65	61
1-18-26	31	29	*2-6-54	87	68	2-23-78	-96	107
*2-26-26	-24	33	2-27-54	79	61	*1-27-79	-54	56
1-17-27	-24	25	2-7-55	81	80	2-3-79	-65	74
*2-25-27	-26	30	*2-28-55	81	75	*1-17-80	80	69
1-14-29	-17	21	*2-13-56	89	66	2-14-80	-76	78
*2-18-29	27	24	2-16-57	-89	102	1-22-81	-76	+80
1-13-30	24	18	2-8-58	-81	88	*2-19-81	67	64
*3-1-30	30	17	*3-1-58	88	75	*1-30-82	79	61
1-18-32	-16	28	*2-2-59	-85	87	2-6-82	-53	58
*2-20-32	29	23	3-2-59	-95	101	1-19-83	87	74
*1-9-33	22	17	2-6-60	75	61	*2-17-83	91	71
1-14-33	-30	35	*2-29-60	90	61	*1-28-84	75	xx66
*1-19-35	34	22	*1-14-61	88	64	2-16-84	-60	62
3-4-35	36	22	3-6-61	-66	7	*1-10-85	64	+58
*2-24-36	-37	42	*1-6-62	91	71	2-9-85	-45	57
3-2-36	-22	35	3-2-63	-81	84	1-8-86	59	61
1-18-38	-37	45	*2-8-64	-82	93	*2-8-86	83	+79
*2-28-38	36	32	2-29-64	-83	89	*1-3-87	95	84
*1-7-39	30	20	1-9-65	-83	89	3-4-87	89	75
2-13-39	35	28	*2-27-65	-79	80	1-28-88	-64	76
1-15-40	48	43	2-1-66	99	93	*3-9-88	85	74
*2-24-40	51	28	*1-14-67	99	93	*1-14-89	96	84
*1-13-41	47	41	*2-13-68	-65	67	3-11-89	89	73
2-22-41	-31	47	2-20-68	72	64	&4-1-89	-81	83
1-10-42	44	40	2-11-69	-87	92	*1-15-90	-70	74
*2-14-42	52	29	*2-22-69	100	92	2-11-90	-79	93
*1-9-43	47	34	1-17-70	75	73			
1-8-44	-45	52	*3-2-71	-74	75			

* at Champaign

+ overtime

++ two overtimes

xx four overtimes

& national semifinals



ILLINOIS VS. MICHIGAN LAST SEASON

January 15, 1990 at Champaign

This was the first meeting of these two teams since the 1989 NCAA Final Four. Michigan led all the way in this contest; its biggest lead was 12 points, midway through the first half, but Illinois closed to within one point on five occasions, 41-40 (with 18:23 to go), and four times in the final 3:19. Stephen Bardo led all scorers with a career-high 20 points; he added seven rebounds. Terry Mills grabbed 10 rebounds (and scored 18 points), and Loy Vaught chipped in with 14 rebounds (and 11 points), contributing to the Wolverines' 41-31 dominance on the boards. Illinois' meager 40.8% field goal shooting contributed to its demise. The Michigan win snapped Illinois' 28-game home winning streak and the Fighting Illini string of 10 straight wins over the Wolverines in Champaign.

MICHIGAN 74, ILLINOIS 70

MICHIGAN(74)	fg-fga	3p-3pa	ft-fta	reb	pf	tp	min
Vaught	4-8	0-0	3-5	14	2	11	32
Higgins	5-10	4-5	2-2	3	3	16	32
Mills	7-11	0-0	4-7	10	3	18	32
Griffin	3-3	1-1	0-0	1	3	7	29
Robinson	7-16	0-3	1-3	5	4	15	38
Calip	1-5	0-0	2-2	2	1	4	16
Talley	0-0	0-0	0-0	2	1	0	5
Riley	1-1	0-0	1-2	4	2	3	16
Team				0			
TOTALS	28-54	5-9	13-21	41	19	74	200
	FG%: .519		FT%: .619				

ILLINOIS (70)	fg-fga	3p-3pa	ft-fta	reb	pf	tp	min
Kaufman	2-8	0-2	3-3	0	3	7	18
Liberty	6-13	0-0	1-2	7	4	13	40
Small	1-4	0-0	1-3	8	1	3	29
Bardo	10-19	0-3	0-1	7	2	20	39
Gill	5-16	1-4	4-6	2	3	15	40
Bowman	2-4	2-4	0-0	2	2	6	24
Jones	3-7	0-0	0-0	2	3	6	10
Team				3			
TOTALS	29-71	3-13	9-15	31	18	70	200
	FG%: .408		FT%: .600				

Halftime score: Michigan 37, Illinois 33
 Turnovers: Illinois 10, Michigan 20
 Attendance: 16,136

February 11, 1990 at Ann Arbor

The Fighting Illini attempted to avenge their only home loss of the season, but without success. The trio of Rumeal Robinson (29 points), Terry Mills (20 points) and Loy Vaught (16 points, 18 rebounds), proved to be just too much for the Orange and Blue. The 14-point final differential equalled Michigan's 29-15 point advantage from the free throw line. The Fighting Illini kept it close for the first half (they trailed 41-38 at the intermission), but it was all Michigan (even without the injured Sean Higgins) in the second twenty minutes, which finished with a 40-30 rebounding advantage and a 53.6%-to-45.5% field-goal shooting advantage.

MICHIGAN 93, ILLINOIS 79

MICHIGAN (93)	fg-fga	3p-3pa	ft-fta	reb	pf	tp	min
Vaught	6-11	0-0	4-5	18	5	16	30
Griffin	1-2	0-0	1-2	2	4	3	21
Mills	8-16	0-0	4-4	9	3	20	37
Calip	3-5	1-2	0-2	1	1	7	24
Robinson	9-15	2-4	9-10	4	3	29	40
Tolbert	0-3	0-2	6-6	2	1	6	13
Seter	0-0	0-0	0-0	0	0	0	3
Talley	2-3	1-1	4-4	1	3	9	22
Riley	1-1	0-0	1-4	3	1	3	10
Team				0			
TOTALS	30-56	4-9	29-37	40	21	93	200
	FG%: .536		FT%: .784				

ILLINOIS(79)	fg-fga	3p-3pa	ft-fta	reb	pf	tp	min
Bardo	6-14	2-5	1-2	3	5	15	32
Liberty	2-7	0-0	0-4	5	5	8	27
Jones	3-7	0-0	0-1	3	2	5	14
Bowman	1-4	0-2	0-0	1	2	2	26
Gill	12-23	1-3	4-4	8	2	29	37
Small	3-3	0-0	4-4	5	3	10	19
Kaufman	1-5	1-2	1-2	1	4	4	15
Kpedi	2-2	0-0	1-1	3	1	5	19
Taylor	0-1	0-0	0-0	0	2	0	11
Team				1			
TOTALS	30-66	4-12	15-20	30	26	79	200
	FG%: .536		FT%: .784				

Halftime score: Michigan 41, Illinois 38
 Turnovers: Illinois 16, Michigan 20
 Attendance: 13,609



Demetrius Calip



Michigan State

January 17 at Champaign; February 16 at East Lansing



Head Coach:
Jud Heathcote



Athletic Director:
George Perles



Sports Information
Director:
Ken Hoffman

PERTINENT FACTS

President: Dr. John DiBiaggio

Enrollment: 42,785

Mailing Address:

Michigan State University
116 Linton Hall
East Lansing, MI 48824

Arena/Capacity:

Breslin Student Events Center/15,100

Nickname: Spartans

Colors: Green and White

Conference: Big Ten

89-90 Record: 28-6

89-90 Conference Record/Finish: 15-3/First

Athletic Director: George Perles

Sports Information Director:

Ken Hoffman

Office Phone: (517) 355-2271

Home Phone: (517) 321-4128

S

SERIES HISTORY VS. ILLINOIS

Games: 69

Illinois Wins: 38

Michigan State Wins: 31

At Illinois: Illinois 24, Michigan State 11

At Michigan State: Michigan State 20, Illinois 13

Neutral Court: Illinois 1, Michigan State 0

Illinois' largest winning margin: 32, March 9, 1965 at Champaign, 121-89

Michigan State's largest winning margin: 22, February 25, 1978
at East Lansing, 89-67

All-time Series Scores

Date	Ill.	MSU	Date	Ill.	MSU	Date	Ill.	MSU
3-5-51	49	43	*1-7-67	-74	76	2-24-79	-62	76
*2-11-52	84	62	*1-6-68	66	56	*1-26-80	74	65
1-19-53	76	64	3-9-68	-59	62	2-2-80	-59	68
*3-2-53	66	53	2-15-69	-70	75	1-29-81	71	70
1-9-54	-59	60	*3-4-69	71	57	*2-21-81	82	62
*2-14-55	90	72	@12-29-69	86	77	*1-16-82	55	51
*1-2-56	73	65	2-24-70	74	67	2-25-82	-47	56
2-18-56	96	76	*3-7-70	-76	81	1-27-83	78	71
*2-9-57	-64	70	*1-9-71	89	61	*2-19-83	69	61
*2-18-57	-83	89	1-16-71	69	67	*1-26-84	46	40
2-15-58	-56	69	2-8-72	-79	89	2-19-84	70	53
*1-10-59	-96	97	*2-24-73	81	71	*1-12-85	75	63
*1-16-60	96	88	1-14-74	-82	90	2-7-85	-56	64
2-8-60	-77	78	1-28-74	-82	93	*1-21-86	-51	58
*1-30-61	93	92	*2-1-75	-60	75	2-6-86	-80	84
2-20-61	-80	90	3-1-75	-82	96	*1-5-87	79	72
1-13-62	66	65	*1-24-76	-63	74	3-7-87	77	64
*2-9-63	91	86	2-21-76	-59	69	*1-9-88	77	62
*1-4-64	87	66	1-20-77	-58	67	2-13-88	83	65
2-17-64	-82	85	*3-5-77	-61	62	*1-7-89	71	54
2-20-65	113	94	*1-12-78	-70	82	2-16-89	75	56
*3-9-65	121	89	2-25-78	-67	89	*1-18-90	73	64
2-22-66	-66	68	*1-11-79	57	55	2-17-90	-63	70

* at Champaign

@ non-conference

SPARTANS BASKETBALL STAFF

Head Coach: Jud Heathcote (Washington State '50)

Assistant Coaches:

Jim Boylen

Brian Gregory

Tom Izzo

Stan Joplin

Basketball Office/Coaches' Phone: (517) 355-1644

MSU SCOUTING REPORT

Starters Returning: 3

Starters Lost: 2

Lettermen Returning: 8

Lettermen Lost: 5

Top Returnees:

Steve Smith, 6-6, 195, G, Jr.

Mike Peplowski, 6-10, 270, C, So.

Matt Steigenga, 6-7, 200, F, Jr.

Mark Montgomery, 6-2, 170, G, Jr.

Parish Hickman, 6-7, F, 210, Jr.

Dwayne Stephens, 6-7, 210, F, So.

Top Newcomers:

Andy Penick, 6-2, G, Fr.

Shawn Respert, 6-2, G, Fr.

Kris Washinsky, 6-3, G, Fr.



Steve Smith



ILLINOIS VS. MICHIGAN STATE LAST SEASON

January 18, 1990 at Champaign

Improved shooting made a major difference for Illinois against MSU. The Fighting Illini hit on 57.4% of their shots (a season best). After Spartan guard Kirk Manns opened the game with an 18-foot jumper, Illinois responded, and never trailed for the balance of the contest, although MSU came as close as three points with 6:56 to go in the game, on Ken Redfield's three-pointer from the right corner. Illinois responded then with a 14-2 run (started by a dramatic Rodney Jones block of a Matt Steigenga dunk attempt), which put the game out of the Spartans' reach. Marcus Liberty, two days after losing his grandfather to a heart attack, tied his then-career high of 26 points on 10-of-14 shooting; he also led the Orange and Blue with seven rebounds. The win was the seventh in a row for the Fighting Illini against Michigan State.

ILLINOIS 73, MICHIGAN STATE 64

ILLINOIS (73)	fg-fga	3p-3pa	ft-fta	reb	pf	tp	min
Kaufmann	4-7	1-2	2-3	3	2	11	29
Liberty	10-14	0-0	6-7	7	3	26	40
Gill	3-6	0-1	6-7	3	3	12	29
Bardo	2-3	1-1	1-2	5	5	6	27
Small	0-1	0-0	0-0	0	1	0	10
Bowman	0-0	0-0	0-0	2	5	0	7
Jones	5-10	0-0	0-1	6	3	10	30
Gibson	0-1	0-1	0-0	0	0	0	1
TEAM				5			
TOTALS	27-47	4-8	15-21	31	23	73	200
	FG%:.583.		FT%:.684				

MICHIGAN STATE (64)	fg-fga	3p-3pa	ft-fta	reb	pf	tp	min
Redfield	5-10	1-1	4-5	3	5	15	29
Wolfe	0-1	0-1	1-0	2	4	3	22
Steigenga	3-6	0-0	0-0	5	4	6	26
S. Smith	7-19	0-3	4-7	6	4	18	36
Montgomery	0-0	0-0	0-0	0	0	0	6
Hickman	1-4	0-0	2-2	4	1	4	20
Manns	5-13	3-7	2-2	0	3	15	35
Casler	0-0	0-0	0-0	0	0	0	1
Mueller	0-0	0-0	0-0	0	1	0	2
Stephens	0-0	0-0	0-0	2	1	0	12
Zulauf	1-1	0-0	0-0	0	1	2	1
Hall	1-4	0-0	2-2	4	0	4	10
TEAM				1			
TOTALS	23-58	4-12	14-18	29	23	64	200
	FG%:.397		FT%:.778				

Half time score: Illinois 34, Michigan State 21

Turnovers: Illinois 14, Michigan State 17

Attendance: 16,037

February 17, 1990 at East Lansing

Illinois received a rude welcome for its first visit ever to the new Jack Breslin Center on the MSU campus. The Fighting Illini were colder than the weather—they shot an anemic 29.6% from the field in the first half, and weren't much better after the break, ending up with their worst percentage of the year (39.0%). Part of Illinois' difficulty was due to foul trouble: Stephen Bardo and Marcus Liberty both missed about 16 minutes of action due to the fact they picked up two early fouls apiece. The Spartans, though not shooting well either in the early part of the game, jumped out to a 22-10 lead, with 7:17 to go before half time, and never trailed in the game. They benefitted from the play of huge freshman center Mike Peplowski (6-10, 270, eight points, five rebounds), who had been injured earlier in the season, and didn't play in the game at Illinois Jan. 18.

MICHIGAN STATE 70 ILLINOIS 63

MICHIGAN STATE (70)	fg-fga	3p-3pa	ft-fta	reb	pf	tp	min
Redfield	0-4	0-1	2-4	7	2	2	23
Hickman	1-1	0-0	0-0	1	0	2	9
Steigenga	7-10	0-0	3-3	2	2	17	33
Montgomery	5-5	2-2	0-1	2	4	12	20
Manns	3-10	0-3	6-6	5	3	12	29
S. Smith	6-11	1-4	2-3	9	1	15	37
Wolfe	0-1	0-0	0-0	0	0	0	1
Hall	0-2	0-1	0-0	0	0	0	3
Mueller	0-0	0-0	0-0	0	0	0	1
Peplowski	4-7	0-0	0-0	5	3	8	28
Zulauf	0-1	0-0	0-0	0	0	0	1
Stephens	1-1	0-0	0-0	1	3	2	15
TEAM				4			
TOTALS	27-53	3-11	13-17	36	18	70	200
	FG%:.509		FT%:.765				

ILLINOIS (63)	fg-fga	3p-3pa	ft-fta	reb	pf	tp	min
Bardo	0-5	0-1	0-0	6	3	0	21
Liberty	9-14	4-4	3-4	3	3	25	24
Bowman	1-3	0-0	3-4	1	3	5	21
Small	2-3	0-0	0-0	3	0	4	27
Gill	8-19	1-4	4-4	4	3	21	38
Geers	0-2	0-0	0-0	1	2	0	5
Taylor	0-1	0-0	0-0	1	0	0	5
Gibson	0-0	0-0	0-0	0	1	0	2
Jones	2-7	0-0	1-2	6	0	5	26
Kaufmann	1-5	1-1	0-0	2	3	3	26
Kpedi	0-0	0-0	0-0	0	1	0	5
TEAM				1			
TOTALS	23-59	6-10	11-14	28	19	63	200
	FG%:.390		FT%:.786				

Half time score: Illinois 22, Michigan State 35

Turnovers: Illinois 10, Michigan State 13

Attendance: 15,138



Breslin Student Events Center



MINNESOTA

January 6 at Minneapolis; February 8 at Champaign



Head Coach:
Clem Haskins



Men's Athletic
Director:
Rick Bay



Basketball Sports
Information Director:
Marc Ryan

PERTINENT FACTS

President: Nils Hasselmo

Enrollment: 42,000

Mailing Address:

University of Minnesota
516 15th Ave. SE
Minneapolis, MN 55455

Arena/Capacity: Williams Arena, 16,434

Nickname: Golden Gophers

Colors: Maroon and Gold

Conference: Big Ten

89-90 Record: 23-9

89-90 Conference Record/Finish: 11-7/T-4

Athletic Director: Rick Bay

Sports Information Director: Bob Peterson

Office Phone: (612) 625-4090

Home Phone: (612) 423-3313

Press box phone: (612) 626-1308



GOLDEN GOPHERS' BASKETBALL STAFF

Head Coach: Clem Haskins (Western Kentucky '67)

Overall Record: 162-131

Record at Minnesota: 61-58

Assistant Coaches:

Al Brown

Silas McKinnie

Dan Kosmoski

Dave Thorson

Basketball Office/Coaches' Phone: (612) 625-3085

UM SCOUTING REPORT

Starters Returning: 1

Starters Lost: 4

Lettermen Returning: 6

Lettermen Lost: 5

Top Returnees:

Walter Bond, 6-5, 220, G/F, Sr.

Mario Green, 6-2, 200, G, Sr.

Kevin Lynch, 6-5, 200, G, Sr.

Bob Martin, 7-0, 250, C, Jr.

Rob Metcalf, 6-6, 210, G/F, Sr.

Nate Tubbs, 6-4, 206, F, So.

Top Newcomers:

Randy Carter, 6-8, 225, F, Fr.

Dana Jackson, 6-8, 220, F, So.

Arriel McDonald, 6-2, 160, G, Fr.

Ernest Nzigamasabo, 6-9, 228, F/C, Fr.

SERIES HISTORY VS. ILLINOIS

Games: 139

Illinois Wins: 86

Minnesota Wins: 53

At Illinois: Illinois 54, Minnesota 15

At Minnesota: Minnesota 37, Illinois 31

Neutral Court: Minnesota 1, Illinois 1

Illinois' largest winning margin: 36, February 11, 1988
at Champaign, 86-50

Minnesota's largest winning margin: 39, January 31, 1907,
at Minneapolis, MN, 42-3

All-time Series Scores

Date	Ill.	Mn.	Date	Ill.	Mn.	Date	Ill.	Mn.
2-2-06	-19	32	2-18-33	26	22	2-11-67	-81	93
*2-28-06	-25	27	*2-25-33	-28	30	*2-27-67	84	71
1-31-07	-3	42	2-23-35	38	34	1-13-68	61	60
*3-1-07	-29	36	*3-2-35	41	29	*1-4-69	80	58
2-15-08	16	15	1-6-36	42	19	2-7-70	-73	82
*3-12-08	22	20	*2-22-36	35	33	*2-28-70	75	73
1-22-09	-17	18	*1-17-38	-29	41	*2-6-71	93	78
*2-10-09	21	20	2-12-38	-23	28	2-27-71	-64	80
*3-9-10	-9	22	1-23-39	-33	35	3-4-72	-62	91
1-20-11	18	17	*2-10-40	60	31	*2-19-73	-73	82
*3-2-11	22	12	2-8-41	-38	50	2-11-74	-61	80
1-12-12	-16	22	*1-24-42	49	36	*2-25-74	-52	72
*2-10-12	13	10	2-16-42	41	37	1-6-75	-47	75
*2-8-13	19	12	2-13-43	56	35	*2-3-75	-50	56
2-22-13	20	10	2-15-43	67	43	1-8-76	-68	77
*1-23-14	18	16	*3-3-44	50	32	*2-2-76	-62	72
2-21-14	26	11	*3-4-44	53	27	*1-13-77	69	#83
2-15-15	20	10	2-10-45	57	35	2-26-77	70	#72
*3-8-15	26	11	*2-19-45	49	48	1-19-78	-66	70
2-21-16	27	22	*1-6-47	-31	34	*2-16-78	-69	75
*3-13-16	20	9	1-17-48	-51	59	*2-1-79	67	57
1-22-17	-11	20	*1-29-49	45	44	2-10-79	59	57
*2-10-17	18	17	2-4-50	67	57	1-12-80	-75	79
*1-14-18	28	17	*1-6-51	70	62	*2-21-80	60	+58
2-25-18	-22	35	1-5-52	52	43	%3-17-80	-63	65
1-27-19	-17	36	12-23-52	-73	77	*1-1-81	80	#76
*2-3-19	-9	26	*2-23-53	83	82	2-26-81	-59	76
*1-17-20	31	19	*1-2-54	-72	84	1-23-82	64	57
2-23-20	26	20	2-12-55	-71	+78	*2-20-82	77	65
1-24-21	23	22	1-30-56	95	84	1-6-83	-49	75
*2-12-21	24	20	*2-27-56	97	81	*3-13-83	70	++67
2-11-22	29	28	1-5-57	-88	91	*1-5-84	80	53
*2-18-22	28	18	*3-2-57	-75	86	3-8-84	53	41
2-2-23	24	21	*2-17-58	94	87	1-3-85	-58	60
*2-19-23	25	18	1-26-59	-70	91	*3-9-85	82	56
1-5-24	-20	36	*1-9-60	90	82	*1-2-86	76	57
*3-10-24	31	19	1-18-60	-70	77	3-8-86	73	64
*1-11-26	17	8	2-4-61	65	60	*1-17-87	80	58
3-8-26	-21	28	*2-27-61	-76	85	2-12-87	79	67
1-3-27	27	13	*2-5-62	89	80	1-7-88	65	+61
*2-5-27	36	27	2-25-63	81	70	*2-11-88	86	50
2-11-29	35	32	2-15-64	-81	92	1-26-89	-62	69
*3-4-29	32	27	*2-22-64	86	78	*3-2-89	63	58
2-8-30	-21	26	*1-16-65	75	72	1-6-90	-74	91
*2-15-30	26	22	2-13-65	-90	105	*2-8-90	99	72
*2-15-32	23	15	*2-19-66	100	89			
2-27-32	-26	27	2-26-66	-92	94			

*at Champaign

+overtime

%non-conference game

#later forfeited to Illinois

++two overtimes



ILLINOIS VS. MINNESOTA LAST SEASON

January 6, 1990 at Minneapolis

Just as it had happened a year ago, the Golden Gophers handed the Fighting Illini their first defeat of the season at Williams Arena. Minnesota, which last season gained the reputation of being almost unbeatable at home while being suspect on the road, looked invincible. The Gophers gradually built up a lead which amounted to 42-31 at the end of the first half, and, in the process, ruled under the boards, 25-11, at the intermission. (Richard Coffey grabbed nine in the first half alone for Minnesota.) Illinois' starting forwards (Kendall Gill and Stephen Bardo) were outscored by their UM counterparts (Kevin Lynch and Melvin Newbern), 44-17. In the front line, Minnesota's Willie Burton tallied 21 points and seven rebounds, while Illinois forwards Andy Kaufmann and Marcus Liberty scored 21 and 18 points, respectively; Liberty led Fighting Illini rebounders with eight. Kaufmann's 21-point performance was a career high.

Minnesota 91, Illinois 74

MINNESOTA (91)	fg-fga	3p-3pa	ft-fta	reb	pf	tp	min
Burton	8-12	3-5	2-4	7	3	21	32
Bond	4-8	0-1	1-1	4	4	9	22
Coffey	2-7	0-0	2-2	12	3	6	35
Lynch	8-10	1-2	0-0	1	2	17	29
Newbern	8-16	0-2	11-12	4	3	27	33
Shikenjanski	4-6	0-0	0-0	2	1	8	26
Lewis	0-0	0-0	0-0	1	1	0	7
Metcalfe	0-1	0-0	0-0	3	0	0	8
Martin	0-0	0-0	0-0	1	2	0	5
Graves	0-1	0-0	0-0	0	0	0	2
Green	1-1	1-1	0-0	0	0	3	1
Tubbs	0-0	0-0	0-0	0	0	0	0
TEAM				1			
TOTALS	35-62	5-11	16-19	36	19	91	200
	FG%:.565		FT%:.842				

ILLINOIS (74)	fg-fga	3p-3pa	ft-fta	reb	pf	tp	min
Liberty	8-9	0-0	2-3	8	2	18	25
Kaufmann	6-18	0-1	9-9	3	4	21	38
Small	1-3	0-0	0-0	3	2	2	23
Bardo	1-5	0-2	0-0	5	4	2	33
Gill	7-14	1-3	0-0	5	2	15	32
Bowman	2-5	2-4	0-0	0	1	6	12
Jones	3-6	0-0	0-0	2	2	6	30
Geers	0-0	0-0	1-2	2	0	1	3
Taylor	0-1	0-0	1-2	0	1	1	2
Gibson	0-0	0-0	2-2	0	0	2	2
TEAM				1			
TOTALS	28-61	3-10	15-18	29	18	74	200

Halftime Score: Minnesota 42; Illinois 31
 Turnovers: Illinois 10; Minnesota 13
 Attendance: 16,545

February 8, 1990 at Champaign

It was sweet revenge for Illinois on this night in Champaign; the Golden Gophers had handed the Fighting Illini their first loss of the season in Minneapolis a month earlier. Marcus Liberty was the ringleader of the Illinois assault, collecting a career-high 33 points, as well as 10 rebounds. Kendall Gill also turned in a sterling performance, with 26 points and nine boards. Minnesota was whistled with 30 fouls, compared to Illinois' 19; the Fighting Illini went 35-of-42 from the free throw line, while the Gophers hit on 10-of-20. Despite being significantly outsized on the front line, Illinois edged Minnesota, 44-43, in the rebounding department. A minute into the game, the Gophers (who launched 86 shots in the game) led, 3-2, but Liberty's first basket of the night gave the Fighting Illini the lead, and Benson's troops never looked back.

ILLINOIS (99)	fg-fga	3p-3pa	ft-fta	reb	pf	tp	min
Bardo	1-2	1-1	0-0	0	3	3	17
Liberty	11-15	0-1	11-13	10	2	33	38
Small	2-4	0-0	3-6	6	2	7	21
Bowman	0-4	0-1	0-0	2	1	0	25
Gill	6-14	1-2	13-13	9	1	26	37
Kaufmann	6-10	1-2	0-0	2	2	13	29
Jones	1-2	0-0	1-2	2	2	3	9
Kpedi	0-1	0-0	4-4	4	2	4	10
Geers	1-1	0-0	2-2	1	0	4	3
Taylor	1-1	0-0	1-2	3	0	3	9
Gibson	1-2	1-2	0-0	0	2	3	2
TEAM				3			
TOTALS	30-58	4-9	35-42	44	19	99	200
	FG%:.517		FT%:.833				

MINNESOTA (72)	fg-fga	3p-3pa	ft-fta	reb	pf	tp	min
Burton	10-22	3-11	3-5	7	5	26	34
Coffey	1-4	0-0	0-2	7	4	2	17
Shikenjanski	7-13	0-0	3-5	4	4	17	27
Newbern	3-13	0-3	1-2	3	3	7	25
Lynch	2-15	1-10	0-0	4	2	5	29
Bond	4-11	0-3	1-2	6	2	9	25
Tubbs	0-3	0-3	1-2	4	3	1	10
Green	0-1	0-1	0-0	1	1	0	4
Lewis	0-1	0-0	0-0	2	0	0	8
Metcalfe	0-1	0-1	0-0	0	2	0	8
Martin	2-2	0-0	1-2	2	4	5	13
TEAM				3			
TOTALS	29-86	4-32	10-20	43	30	72	200
	FG%:.337		FT%:.500				

Halftime Score: Illinois 44, Minnesota 36
 Turnovers: Illinois 8; Minnesota 12
 Attendance: 16,105



Kevin Lynch



Missouri

December 19 at St. Louis, Mo.



Head Coach:
Norm Stewart



Athletic Director:
Dick Tamburo



Sports Information
Director:
Bob Brendel

PERTINENT FACTS

President: Haskell Monroe
 Enrollment: 24,220
 Mailing Address: Sports Information Office
 University of Missouri
 Box 677
 Columbia, Mo. 65205
 Arena/Capacity: Hearnes Center/13,143
 Nickname: Tigers
 Colors: Old Gold & Black
 Conference: Big Eight
 89-90 Record: 26-6
 89-90 Conference Record: 12-2
 Athletic Director: Dick Tamburo
 Sports Information Director: Bob Brendel
 Office Phone: (314) 882-4720
 Home Phone: (314) 445-1552
 SID Fax: (314) 882-4720



TIGERS BASKETBALL STAFF

Head Coach: Norm Stewart (Missouri '56)
 Overall Record: 552-273 (29 years)
 Record at Missouri: 455-231 (23 years)
 Assistant Coaches: Rich Daly, Bob Sundvold, Dwight Evans
 Basketball Office/Coaches Phone: (314) 882-3463

UM SCOUTING REPORT

Starters Returning: 2 Starters Lost: 3
 Lettermen Returning: 8 Lettermen Lost: 4
 Top Returnees:
 Jamal Coleman, 6-5, 199, F/G, Jr.
 Anthony Peeler, 6-4, 203, G, Jr.
 Doug Smith, 6-10, 220, F, Sr.
 Jeff Warren, 6-8, 212, F, So.
 Top Newcomers:
 Melvin Booker, 6-1, 168, G, Fr.
 Jevon Crudup, 6-5, 199, F/G, Jr.
 Lamont Frazier, 6-4, 221, G/F, Fr.
 Reggie Smith, 6-2, 166, G, Fr.

SERIES HISTORY VS. ILLINOIS

Games: 20 Illinois wins: 15 Missouri Wins: 5
 At Illinois: Illinois 4, Missouri 1
 At Missouri: Illinois 3, Missouri 2
 Neutral Court: Illinois 8, Missouri 2
 Illinois' largest winning margin: 28, December 4, 1954,
 at Champaign IL, 77-49
 Missouri's largest winning margin: 10, December 8, 1981,
 at St. Louis, MO, 78-68 (OT)

All-time Series Scores

Date	Ill.	Mo.	Date	Ill.	Mo.	Date	Ill.	Mo.
12-21-32	36	24	12-3-76	-75	76	**12-6-84	65	50
*1-3-34	31	27	*12-6-77	96	85	**12-21-85	67	55
*12-14-42	51	30	12-5-78	69	57	**12-23-86	92	74
12-18-43	39	29	*12-4-79	-66	#67	**12-22-87	75	63
+12-16-46	-50	55	**12-10-80	84	62	**12-19-88	87	64
*12-4-54	77	49	**12-8-81	-68	#78	**12-20-89	101	93
12-10-55	-73	74	**12-28-83	66	60			

+ at Kansas City
 * at Champaign
 # overtime
 ** at St. Louis

1990-91 Missouri Basketball Schedule

Month	Date	Opponent
November	15	OKLAHOMA STATE
	16	LITHUANIAN-USSR NATIONAL TEAM (exh)
	21	SPIRIT EXPRESS (exh)
	27	at Rutgers
	29	FLORIDA
December	1	OREGON
	4	at Creighton
	8	ARKANSAS
	12	at Bradley
	19	at Illinois
January	22	GRAMBLING
	30	TEXAS-PAN AMERICAN
	2	MEMPHIS STATE
February	6	at Colorado
	12	KANSAS
	16	at Oklahoma State
March	20	NEBRASKA
	23	at Iowa State
April	27	at Kansas State
	2	at Colorado
	4	NOTRE DAME
May	8-10	at Phillips 66 Big Eight Tournament
	22	ALASKA-FAIRBANKS
June	26	IOWA STATE
	30	at Nebraska



Doug Smith



Murray State

San Juan Shootout November 23-25 at San Juan, Puerto Rico



Head Coach:
Steve Newton



Athletic Director:
Michael Strickland



Sports Information Director:
Craig Bohnert

SERIES HISTORY VS. ILLINOIS

Games: 1 Illinois wins: 1 Murray State wins: 0
At Neutral Court: Illinois 1 Murray State 0

All-time Series Scores

Date	Ill.	MSU
3-13-80	65	63

1990-91 Murray State Basketball Schedule

Month	Date	Opponent
November	13	AUSTALIAN NATIONOALS (exh)
	17	FORT CAMPBELL
	21-23	at San Juan Shootout
	28	GEORGIA SOUTHERN
	12	PRAIRIE VIEW A&M
December	4	at Memphis State
	7-8	at Arkansas State Invitational
	15	at Southern Illinois
	18	at Indiana-Purdue
	21-22	at Wright State Tournament
January	2	NORTH ALABAMA
	5	Austin Peay
	8	at Georgia Southern
February	2	at Austin Peay
	4	at Prairie View A&M
	9	EASTERN KENTUCKY
	11	MOREHEAD STATE
	16	at Tennessee Tech
March	18	at Tennessee State
	23	MIDDLE TENNESSEE STATE
	28	OVC Tournament
March	2-3	OVC Tournament

PERTINENT FACTS

President: Dr. Ronald J. Kurth
Enrollment: 8,000
Mailing Address:
Room 211 Stewart Stadium
Murray State University,
Murray, KY 42071
Arena/Capacity: Racer Arena/5,550
Nickname: Racers
Colors: Blue & Gold
Conference: Ohio Valley
1989-90 Record: 21-9
1989-90 Conference Record: 10-2
Athletic Director: Michael D. Strickland
Sports Information Director: Craig Bohnert
Office Phone: (502) 762-4270
Home Phone: (502) 753-9305



RACERS BASKETBALL STAFF

Head Coach: Steve Newton (Indiana State '63)
Overall Record: 21-9
Record at Murray State: 92-56 (5 years)
Assistant Coaches: 92-56 (5 years)
Basketball Office/Coaches' Phone: (502) 762-6811

MSU SCOUTING REPORT

Starters Returning: 3 **Starters Lost:** 2
Lettermen Returning: 8 **Lettermen Lost:** 4
Top Returnees:
Frank Allen, 6-2, 170, G, So.
Greg Coble, 6-2, 185, G, Sr.
Popeye Jones, 6-8, 255, C, Jr.
Paul King, 6-4, 180, G, Sr.
Top Newcomers:
Scott Adams, 6-9, 195, C, Jr.
Cedric Gumin, 6-1, 180, G, Fr.
John Jackson, 6-6, 200, F, Sr.
David Johnson, 6-4, 205, F-G, Jr.



Paul King

THE OPPONENTS



Nebraska

November 23-25 San Juan Shootout at Puerto Rico



Head Coach:
Danny Nee



Athletic Director:
Bob Devaney



Sports Information Director:
Don Bryant

PERTINENT FACTS

President: Dr. Martin Massengale

Enrollment: 24,000

Mailing Address:

116 South Stadium
Lincoln, NE 68588

Arena/Capacity:

Bob Devaney Sports
Center/14,302

Nickname: Cornhuskers

Colors: Scarlet & Cream

Conference: Big Eight

1989-90 Record: 10-18

1989-90 Conference Record: 3-11 (7th)

Sports Information Director: Don Bryant

Office Phone: (402) 472-2263



Nebraska Basketball

HUSKERS BASKETBALL STAFF

Head Coach: Danny Nee

Overall Record: 168-131 (10 years)

Record at Nebraska: 61-64 (4 years)

Assistant Coaches: Gary Bargaen, Lynn Mitchem, Jeff Smith

Basketball Office/Coaches' Office: (402) 472-2265

U of N SCOUTING REPORT

Starters Returning: 3

Starters Lost: 2

Lettermen Returning: 8

Lettermen Lost: 2

Top Returnees:

Chris Cresswell, 6-4, 190, G, Jr.

Carl Hayes, 6-8, 191, F, Jr.

Rich King, 7-2, 245, C, Sr.

Kelly Lively, 7-0, 215, C, Sr.

Beau Reid, 6-7, 215, F, Sr.

Clifford Scales, 6-2, 170, G, Sr.

Top Newcomers:

Bruce Chubick, 6-7, 200, F, Fr.

Tony Farmer, 6-10, 230, F, Jr.

Eric Piatkowski, 6-6, 184, F, Fr.

Jose Ramos, 6-2, 185, G, Jr.

SERIES HISTORY VS. ILLINOIS

Games: 7

Illinois Wins: 6

Nebraska Wins: 1

At Illinois: Illinois 4, Nebraska 1

At Nebraska: Illinois 2, Nebraska 0

Illinois' largest winning margin: 38, December 29, 1944 at Champaign

Nebraska's largest winning margin: 5, January 1, 1921 at Champaign

All-time Series Scores

Date	Ill.	Neb.
*1-1-21	25	30
*1-3-21	26	24
*12-29-44	77	39
12-20-45	62	51
*12-28-46	72	37
11-28-75	60	58
*12-11-76	67	63

1990-91 Nebraska Basketball Schedule

November

9 HIGH FIVE AMERICA
(exh.)

14 CZECHOSLOVAKIA
NATIONALS (exh.)

23-25 at San Juan Shootout

28 MICHIGAN STATE

December

3 at Eastern Illinois

6 CREIGHTON

8 TOLEDO

11 at Wisconsin

14-15 AMERITAS CLASSIC

22 MIAMI

28 IDAHO

30 at The Citadel

January

2 at Wisconsin-Green Bay

5 at Kansas State

9 at Missouri-Kansas City

12 IOWA STATE

22 at Colorado

26 at Oklahoma

February

6 at Kansas

9 COLORADO

13 at Iowa State

16 KANSAS STATE

18 NORTHERN ILLINOIS

20 at Missouri

23 OKLAHOMA

27 at Oklahoma State

March

3 KANSAS



Bob Devaney Sports Arena



Northern Iowa

November 23-25 at San Juan Shootout in San Juan, Puerto Rico



Lead Coach:
Eldon Miller



Athletic Director:
Robert Bowlsby



Sports Information Director:
Nancy Justis

PERTINENT FACTS

President: Dr. Constantine Curris
Enrollment: 11,800
Mailing Address:
 UNI-Dome MW Upper
 Cedar Falls, Iowa 50614-0314
Arena/Capacity: UNI-Dome/20,000
Nickname: Panthers
Colors: Purple & Old Gold
Conference: Mid-Continent
1989-90 Record: 23-9
1989-90 Conference Record: 6-6
Athletic Director: Robert Bowlsby
Sports Information Director: Nancy Justis
Office Phone: (319) 273-6354
Home Phone: (319) 277-3631



PANTHERS BASKETBALL STAFF

Lead Coach: Eldon Miller (Wittenberg '61)
Overall Record: 469-292 (28 years)
Record at Northern Iowa: 65-51 (4 years)
Assistant Coaches: Kevin Boyle, Kevin Lehman, Samuel Skarich
Basketball Office/Coaches' Office: (319) 273-6175

UNI SCOUTING REPORT


Starters Returning: 3 **Starters Lost:** 2
Lettermen Returning: 9 **Lettermen Lost:** 4
Top Returnees:
 Brad Hill, 6-5, 204, F/G, Sr.
 Cedrick McCullough, 6-4, 204, F, Jr.
 Troy Muilenburg, 6-5, 210, F/G, Sr.
 Maurice Newby, 6-4, 180, G, Sr.
 Dale Turner, 6-2, 193, G, Jr.
Top Newcomers:
 Louis Armstrong, 5-11, 165, G, Jr.
 David Butler, 6-6, 190, F, Jr.
 Jon Ellis, 6-7, 190, F, Fr.
 Troy Vaughn, 6-8, 215, F, Jr.

SERIES HISTORY VS. ILLINOIS

First Meeting

1990-90 Northern Illinois Basketball Schedule

November		February	
23-25	at San Juan Shootout	16	at Detroit
29	Southwest Missouri State	21	VALPARAISO
		24	at Illinois-Chicago
		29	DRAKE
December		March	
1	NEVADA-RENO	4-6	Mid-Continent Tournament
4	at Iowa		
8	MORNINGSIDE		
11	IOWA STATE		
14	at Wyoming		
22	DETROIT		
29	EASTERN ILLINOIS		
January			
2	WISCONSIN-OSHKOSH		
5	NORTHERN ILLINOIS		
7	WISCONSIN-GREEN BAY		
12	at Cleveland State		
14	at Akron		



Troy Muilenburg



Northwestern

February 4 at Champaign; March 2 at Evanston



Head Coach:
Bill Foster



Athletic Director:
Dr. Bruce Corrie



Sports Information
Director:
Tim Clodjeaux

PERTINENT FACTS

President: Arnold Weher

Enrollment: 7,144

Mailing Address:

Northwestern University
1501 Central St.
Evanston, IL 60208

Arena/Capacity: Welsh-Ryan Arena/8,117

Nickname: Wildcats

Colors: Purple and White

Conference: Big Ten

89-90 Record: 9-19

89-90 Conference Record/Finish: 2-16/10th

Athletic Director: Dr. Bruce Corrie

Sports Information Director: Tim Clodjeaux

Office Phone: (708) 491-7503

Home Phone: (708) 524-4573



SERIES HISTORY VS. ILLINOIS

Games: 125 Illinois Wins: 95 Northwestern Wins: 30

At Illinois: Illinois Wins: 49 Northwestern Wins: 11

At Northwestern: Illinois Wins: 37 Northwestern Wins: 17

Neutral Court: Illinois: 9 wins Northwestern: 2 wins

Illinois' largest winning margin: 42, February 27, 1943,

at Chicago, IL, 86-44

Northwestern's largest winning margin: 16, March 8, 1958,

Evanston, IL, 88-72

All-time Series Scores

Date	Ill.	NW	Date	Ill.	NW	Date	Ill.	NW
3-7-08	18	13	2-25-44	50	47	1-11-69	82	+77
2-27-09	35	4	*1-19-45	51	42	*3-8-69	78	68
2-25-11	26	15	2-24-45	-45	57	1-13-70	101	80
*3-2-12	25	10	*1-14-46	45	38	*3-9-71	-70	85
*3-9-12	30	19	2-16-46	-43	48	1-8-72	67	63
*2-14-13	23	22	*1-11-47	55	40	*2-5-72	68	59
3-15-13	-18	20	2-22-47	52	51	2-5-73	84	77
*2-14-14	35	15	*1-5-48	52	47	*3-5-73	77	76
*2-12-16	-21	+23	2-28-48	60	43	2-16-74	-75	86
2-29-16	-16	25	*2-7-49	85	46	*1-11-75	64	60
*1-12-17	45	17	*2-26-49	81	64	2-8-75	-47	51
3-2-17	21	12	*1-16-50	76	50	*1-10-76	74	69
*2-9-18	38	22	3-4-50	69	52	2-7-76	61	55
3-2-18	-14	29	3-3-51	80	76	*1-24-77	71	68
*1-17-24	38	18	*3-3-52	95	74	2-10-77	65	63
3-4-24	36	35	*1-12-53	83	58	*1-21-78	73	64
1-14-25	27	16	3-9-53	86	70	2-9-78	-61	72
*2-12-25	30	20	1-4-54	66	65	1-6-79	74	56
1-8-27	27	23	*3-1-54	84	82	*3-1-79	-64	71
*2-16-27	46	32	*2-5-55	104	89	*1-5-80	81	71
*2-8-28	32	20	3-5-55	81	69	2-28-80	90	66
3-1-28	-31	39	3-5-56	-82	83	1-8-81	88	64
2-10-30	30	24	*2-11-57	104	97	*3-7-81	98	76
*2-22-30	-32	34	*2-1-58	102	98	1-7-82	60	50
*1-12-31	-27	29	3-8-58	-72	88	*3-6-82	85	65
2-16-32	35	28	2-7-59	-79	88	*2-5-83	78	62
*1-7-33	27	25	*3-7-59	-81	84	2-10-83	-55	58
1-21-33	-27	30	#12-29-59	92	79	2-4-84	71	52
*1-20-34	34	20	3-5-60	84	77	*2-8-84	73	49
2-19-34	-25	32	*2-18-61	-72	78	1-19-85	55	43
*1-18-36	-28	40	*2-12-62	88	70	*2-14-85	64	42
2-17-36	39	38	3-10-62	73	69	*1-18-86	72	46
*1-4-37	-38	47	1-14-63	78	76	2-13-86	75	52
3-6-37	32	26	*3-4-63	79	73	1-10-87	76	69
2-25-39	-34	36	*2-1-64	73	71	*2-5-87	72	43
*2-12-40	35	33	3-2-65	93	70	*1-23-88	79	48
1-18-41	42	+41	*2-7-66	-77	80	3-12-88	77	74
*2-7-42	41	33	3-7-66	-76	84	1-19-89	75	70
2-28-42	63	49	1-10-67	-96	104	*2-11-89	86	69
*2-1-43	68	51	*2-4-67	93	83	1-13-90	85	78
2-27-43	86	44	2-10-68	-71	78	*2-14-90	88	75
*2-11-44	-29	42	*2-24-68	62	61			

NU SCOUTING REPORT

Starters Returning: 0

Starters Lost: 5

Lettermen Returning: 4

Lettermen Lost: 8

Top Returnees:

Don Brotz 6-5, 204, G/F, Sr.

Larry Gorman 6-7 1/2, 231, C, Sr.

Charles Howell 6-9, 197, C, So.

Todd Leslie 6-4 1/2, 186, G, So.

Lucis Reece 6-5, 197, F, Sr.

Newcomers:

Pat Baldwin 6-1, 185, G, Fr.

Kip Kirkpatrick 6-5, 180, G, Fr.

Kevin Rankin 6-11, 245, C, Fr.

Eric Simpson 6-2, 175, G, Fr.

THE OPPONENTS



ILLINOIS VS. NORTHWESTERN LAST SEASON

January 13, 1990 at Evanston

The Fighting Illini were plagued by foul trouble in this game, but managed to pick up Big Ten win number two over always-stubborn Northwestern. With Marcus Liberty sitting out the last third of the opening half with fouls, and with Kendall Gill picking up his third foul one minute into the second half, Illinois had to rely upon freshman Brooks Taylor and senior P.J. Bowman to pick up the slack. The Fighting Illini led during the entire first half of play, taking a 43-40 advantage into the intermission. The Wildcats grabbed a brief lead at 47-43 (by which time Gill, Ervin Small and Rodney Jones had all picked up three fouls), but Marcus Liberty poured in 16 second-half points to help Illinois regain the lead and hold off Northwestern. It was a 12-point Fighting Illini run from 10:57 left (Illinois led, 56-54) until 7:28 left (Illinois led 68-54) that gave the Orange and Blue their 13th straight win and their 20th in their last 21 outings against the Cats.

ILLINOIS 85, NORTHWESTERN 78

ILLINOIS(85)	fg-fga	3p-3pa	ft-fta	reb	pf	tp	min
Small	4-6	0-0	5-6	9	3	13	20
Liberty	12-15	0-0	2-4	5	3	26	32
Kaufmann	2-7	2-5	0-1	5	3	6	23
Gill	4-10	0-3	2-2	5	3	6	23
Bardo	2-9	0-1	2-3	12	4	6	37
Geers	0-0	0-0	0-0	0	0	0	1
Taylor	0-0	0-0	5-6	1	1	5	7
Bowman	1-5	0-3	2-3	2	2	4	26
Gibson	0-0	0-0	0-0	0	0	0	16
Jones	6-8	0-0	3-4	6	4	15	23
Team				3			
Totals	31-60	2-12	21-24	46	24	85	200
TOTAL	FG%:.517		FT%:.724				

NORTHWESTERN (78)	fg-fga	3p-3pa	ft-fta	reb	pf	tp	min
Nixon	1-2	0-0	3-5	4	0	5	23
Lambiotte	4-13	0-0	0-1	5	5	8	25
Schwabe	4-10	0-0	2-3	9	4	10	34
Holmes	1-3	0-0	0-0	0	4	2	24
Walters	7-17	3-7	6-9	3	5	23	34
Ross	1-4	1-4	2-3	1	2	5	16
Leslie	1-2	1-1	0-0	1	2	3	7
Protz	1-1	1-1	0-0	0	0	3	2
Polite	2-3	0-0	2-2	2	1	6	14
Pedersen	3-6	0-0	5-7	6	4	11	16
Team				3			
Totals	26-64	6-14	20-30	35	27	78	200
TOTAL	FG%:.406		FT%:.667				

Halftime Score: Illinois 43, Northwestern 40
 Turnovers: Illinois 11, Northwestern 7
 Attendance: 8,117

February 14, 1990 at Champaign

Valentine's Day evening in Champaign was fit for neither man nor beast. While the ice storm that night cut off power from many area residents, the Fighting Illini shut down any power the Wildcats had. Illinois had defeated Northwestern 10 straight times in Champaign and 13 consecutive times overall, going into this one, which turned out never to be a contest after the 1-11 tie with 12:01 to go in the first half. Five Illinois players scored in double figures, four had seven or more rebounds apiece, pacing UT's dominance of the battle of the boards (36-23). In this game, Kendall Gill ran his streak of consecutive successful free throws to 27 (the fourth-longest streak in the team's history) before missing.

ILLINOIS 88, NORTHWESTERN 75

ILLINOIS (88)	fg-fga	3p-3pa	ft-fta	reb	pf	tp	min
Bardo	5-8	0-1	2-3	7	3	12	39
Liberty	4-14	0-0	2-2	8	3	10	34
Small	6-9	0-0	4-6	7	1	16	28
Bowman	0-3	0-3	0-0	0	0	0	8
Gill	9-14	0-3	7-9	3	1	25	39
Kaufmann	7-8	1-2	2-2	2	2	17	32
Jones	3-6	0-0	0-0	7	3	6	17
Geers	1-1	0-0	0-0	0	0	2	1
Taylor	0-1	0-1	0-0	0	1	0	1
Gibson	0-1	0-1	0-0	1	0	0	1
Team				1			
Totals	35-65	1-11	17-22	36	14	88	200
TOTAL	FG%:.538		FT%:.773				

NORTHWESTERN (75)	fg-fga	3p-3pa	ft-fta	reb	pf	tp	min
Polite	0-2	0-0	0-0	2	1	0	26
Reece	1-2	0-0	1-1	2	0	3	14
Schwabe	6-8	0-0	2-4	7	4	14	31
Walters	6-15	3-8	0-0	1	3	15	36
Holmes	4-7	0-1	1-1	3	2	9	32
Leslie	1-2	0-0	2-2	1	1	4	12
Nixon	3-5	0-0	2-2	3	1	8	13
Lambiotte	8-14	0-1	4-4	3	2	20	25
Pedersen	1-2	0-0	0-0	1	3	2	11
Team				0			
Totals	30-57	3-10	12-14	23	17	75	200

Halftime Score: Illinois 40, Northwestern 28
 Turnovers: Illinois 11, Northwestern 15
 Attendance: 16,018



Lucis Reece



Ohio State

January 19 at Columbus; February 20 at Champaign



Head Coach:
Randy Ayers



Athletic Director:
James Jones



Sports Information
Director:
Steve Snapp

PERTINENT FACTS

President: Dr. E. Gordon Gee

Mailing Address:

Room 124, St. John Arena
410 Woody Hayes Drive
Columbus, Ohio, 43210

Arena/Capacity: St. John Arena/13,276

Nickname: Buckeyes

Colors: Scarlet & Gray

Athletic Director: James L. Jones

Sports Information Director:

Steve Snapp

Office Phone: (614) 292-6861

Home Phone: (614) 261-1045

Fax: (614) 261-1045



BUCKEYES BASKETBALL STAFF

Head Coach: Randy Ayers (Miami of Ohio)

Overall Record: 17-13

Record at OSU: 17-13

Assistant Coaches:

Paul Brazean, Les Fertig, Dave Cecutti

OSU SCOUTING REPORT

Starters Returning: 5

Starters Lost: 0

Lettermen returning: 12

Lettermen Lost: 0

Top Returnees:

Mark Baker, 6-1, 180, G, Jr.

Jamaal Brown, 6-4, 190, G, Jr.

Perry Carter, 6-8, 230, C, Sr.

Alex Davis, 6-1, 170, G, So.

Jim Jackson, 6-6, 210, G/F, So.

Chris Jent, 6-7, 220, G/F, Jr.

Top Newcomers:

Jimmy Ratliff, 6-8, 195, F, Fr.

Joe Reid, 6-8, 215, F, Fr.

Jamie Skelton, 6-2, 180, G, Fr.

SERIES HISTORY VS. ILLINOIS

Games: 131

Illinois wins: 81

Ohio State wins: 50

At Illinois: Illinois 48, Ohio State 18

At Ohio State: Illinois 33, Ohio State 32

Illinois' largest winning margin: 47, February 11, 1956,
at Champaign, IL, 111-64

Ohio State's largest winning margin: 44, February 29, 1972
at Columbus, OH, 103-70

All-time Series Scores

Date	Ill.	OSU	Date	Ill.	OSU	Date	Ill.	OSU
*1-23-15	24	17	2-8-43	50	44	2-13-71	-72	92
3-1-15	26	19	*2-18-44	-41	52	*2-19-72	64	62
*1-15-16	21	28	*2-19-44	-53	54	2-29-72	-70	103
3-6-16	28	22	*2-16-45	56	41	*2-17-73	79	68
1-8-17	38	14	2-23-45	-44	60	3-3-73	-64	65
*2-11-18	35	21	1-12-46	-35	41	1-5-74	75	73
2-18-18	26	23	*1-13-47	61	58	*3-9-74	-78	79
*1-20-19	25	20	2-1-47	59	58	1-25-75	66	62
2-24-19	-15	32	*1-10-49	64	63	*2-22-75	83	78
*1-12-20	40	22	*2-12-49	64	49	1-19-76	-63	64
2-9-20	35	27	1-7-50	-65	83	*2-16-76	91	73
*2-7-21	46	11	*1-21-50	66	50	1-6-77	89	72
2-28-21	35	32	*2-12-51	79	59	*2-16-76	91	73
1-14-22	48	36	2-24-51	89	69	1-6-77	89	72
*2-20-22	41	22	2-2-52	66	62	*2-19-77	-60	64
1-8-23	35	31	*2-16-52	80	53	*1-30-78	-84	87
*3-5-23	37	21	*12-27-52	87	62	2-4-78	-65	70
1-12-24	27	24	3-7-53	93	74	*1-13-79	-66	+69
*2-11-24	-22	25	*1-11-54	90	76	2-22-79	-55	73
1-16-26	-18	30	1-16-54	82	78	*1-24-80	-76	79
*2-13-26	35	31	1-15-55	86	78	2-16-80	-57	71
1-15-27	-28	29	*2-26-55	85	77	*2-5-81	82	63
*2-7-27	43	30	*2-11-56	111	64	2-14-81	63	57
1-12-29	-22	27	2-25-57	79	72	*1-14-82	-50	+51
*2-16-29	-30	35	2-3-58	-70	78	2-27-82	-53	63
*1-6-30	19	15	*1-3-59	81	80	*1-15-83	63	55
2-17-30	26	16	1-4-60	-73	97	3-3-83	74	73
*1-4-32	-28	29	*1-15-90	-81	109	1-14-84	55	53
2-13-32	-26	29	1-7-61	-65	91	*3-1-84	73	58
1-16-33	-22	33	*3-11-61	-66	95	*1-23-85	84	66
*2-13-33	-29	31	2-24-62	-79	102	2-23-85	-64	72
1-12-35	44	23	*1-7-63	90	78	1-23-86	67	65
*2-18-35	44	36	2-10-64	-92	110	2-22-86	-64	72
*1-13-36	-13	18	*3-2-64	-74	86	2-2-87	82	65
2-29-36	30	20	2-8-65	86	71	*2-25-87	93	70
1-22-38	-26	46	*2-16-65	95	72	2-4-88	-60	64
*2-19-38	42	34	*2-5-66	78	77	*2-17-88	118	86
*1-16-39	45	31	3-6-67	-79	100	*2-9-89	62	60
1-13-40	-31	37	2-26-68	-75	95	2-26-89	94	71
*2-24-41	53	36	*3-4-68	-64	67	*1-27-90	92	81
1-12-42	58	49	1-28-69	-67	76	2-26-90	-80	86
*2-21-42	48	31	*2-18-69	73	57			
2-6-43	60	48	*1-10-70	77	59			

* at Champaign

+ overtime



ILLINOIS VS. OHIO STATE LAST SEASON

January 27, 1990 at Champaign

In the first half of this contest, there were 11 lead changes, but after the intermission, things changed quickly. The Fighting Illini came out in a zone defense, and during the first 8:45 of the second half, Ohio State turned the ball over 10 times while shooting zero-of-six from the field. Meanwhile Illinois was on a 19-0 run, erasing the 45-42 half-time deficit and putting the game out of the Buckeyes' reach. Individually, Ohio State center Perry Carter hurt the Fighting Illini with 25 points and 16 rebounds. For Illinois, Marcus Liberty had 23 points and six rebounds, Kendall Gill had 20 and seven, and Rodney Jones added 18 and five. In addition, P.J. Bowman registered a career-high 10 assists.

ILLINOIS 92, OHIO STATE 81

ILLINOIS (92)	fg-fga	3p-3pa	ft-fta	reb.	pf	tp	min
Bardo	3-6	1-2	1-2	0	2	8	23
Liberty	9-18	1-1	4-5	6	2	23	39
Small	0-0	0-0	0-2	4	3	0	14
Bowman	3-5	2-2	0-0	0	0	8	29
Gill	9-17	2-2	0-0	7	2	20	38
Kaufmann	2-8	0-0	4-6	3	3	8	26
Jeers	0-0	0-0	0-0	0	0	0	1
Taylor	1-1	0-0	2-4	0	0	4	2
Jones	6-8	0-0	6-6	5	3	18	22
Kpedi	0-0	0-0	0-2	0	1	0	5
Gibson	1-1	1-1	0-0	0	0	3	1
TEAM				2			
TOTALS	34-64	7-8	17-27	27	16	92	200
	FG%:.531		FT%:.630				

OHIO STATE (81)	fg-fga	3p-3pa	ft-fta	reb.	pf	tp	min
Jackson	6-16	1-5	0-0	2	5	13	38
Jent	2-7	1-5	0-0	1	4	5	22
Carter	9-12	0-0	7-9	16	4	25	37
Baker	5-9	2-4	2-2	1	1	14	35
Brown	4-4	0-0	3-3	5	3	11	28
Davis	4-6	3-4	0-0	2	2	11	17
Lee	1-4	0-0	0-0	1	1	2	20
Robinson	0-0	0-0	0-0	1	3	0	3
TEAM				4			
TOTALS	31-58	7-18	12-14	33	23	81	200
	FG%:.534		FT%:.857				

Half time Score: Ohio State 45, Illinois 42
 Turnovers: Ohio State 21, Illinois 7
 Attendance:16,154

February 26, 1990 at Columbus

The Fighting Illini were looking to make the Buckeyes only their third double-victims of the season. (They had earlier swept the season series with both Northwestern and Wisconsin.) Illinois had a horrendous start, falling behind 15-5 at the beginning. The deficit at its worst was 41-22, but that was when the Fighting Illini went to work. They went on a 17-2 tear just before halftime, and even took a 56-50 lead with 12:19 left in the game. But OSU freshman sensation Jimmy Jackson hurt Illinois with 28 points, and Perry Carter grabbed 13 rebounds, as the Buckeyes out-executed the Orange and Blue down the stretch. Kendall Gill led Illinois in both scoring and rebounding, with 23 and eight, respectively. Ervin Small also had eight boards for the Fighting Illini.

OHIO STATE 86, ILLINOIS 80

OHIO STATE (86)	fg-fga	3p-3pa	ft-fta	reb.	pf	tp	min
Jent	4-14	0-4	0-0	4	5	8	28
Jackson	12-16	1-3	3-3	3	3	28	38
Carter	4-6	0-0	10-15	13	3	18	35
Baker	5-7	0-0	3-6	2	4	13	34
Brown	2-5	0-1	3-4	4	1	7	22
Lee	1-4	0-0	0-0	3	3	2	20
Robinson	1-1	0-0	5-6	3	5	7	12
Davis	1-6	1-4	0-0	0	0	3	11
TEAM				1			
TOTALS	30-62	2-12	24-34	33	24	86	200
	FG%:.484		FT%:.706				

ILLINOIS (80)	fg-fga	3p-3pa	ft-fta	reb.	pf	tp	min
Liberty	7-19	0-2	3-6	7	4	17	38
Bardo	5-9	1-1	6-7	3	5	17	37
Small	3-5	0-0	2-2	8	4	8	23
Bowman	0-5	0-4	0-0	1	3	0	16
Gill	8-16	0-1	7-12	8	2	23	36
Jones	2-3	0-0	0-0	2	3	4	9
Kpedi	0-0	0-0	0-0	1	2	0	10
Kaufmann	3-5	1-1	4-7	4	5	11	28
Taylor	0-0	0-0	0-0	0	0	0	2
Gibson	0-0	0-0	0-0	0	0	0	1
TEAM				3			
TOTALS	28-62	2-9	22-34	37	28	80	200
	FG%:.452		FT%:.647				



Perry Carter



Old Dominion

November 23-25 at San Juan Shootout, San Juan, Puerto Rico



Head Coach:
Tom Young



Athletic Director:
Jim Jarrett



Sports Information
Director:
Carol Hudson, Jr.

PERTINENT FACTS

President: Dr. James V. Koch

Enrollment: 16,000

Mailing Address:

Room 204, H/PE

Norfolk, Va. 23529-0201

Arena/Capacity: Scope/10,253

Nickname: Monarchs

Conference: Sun Belt

89-90 Record: 14-14

89-90 Conference Record: 7-7

Athletic Director: Dr. Jim Jarrett

Sports Information Director: Carol Hudson, Jr.

Office Phone: (804) 683-3372

Home Phone: (804) 625-2061



SERIES HISTORY VS. ILLINOIS

First Meeting

All-time Series Scores

First Meeting

1990-91 Old Dominion Basketball Schedule

November

- 9 MARATHON OIL (exh.)
- 17 RUSSIAN CLUB TEAM (exh.)
- 23-25 at San Juan Shootout

December

- 3 at American Univ.
- 5 at William & Mary
- 8 VIRGINIA TECH
- 15 LONG ISLAND UNIVERSITY
- 18 at West Virginia University
- 22 SOUTH FLORIDA
- 29 EAST CAROLINA

January

- 3 RICHMOND
- 7 at South Alabama

- 10 JACKSONVILLE
- 12 VIRGINIA COMMONWEALTH
- 14 GEORGE WASHINGTON
- 17 at Western Kentucky
- 19 UNC CHARLOTTE
- 24 SOUTH ALABAMA
- 30 at James Madison

February

- 2 at Virginia Commonwealth
- 5 at UNC Charlotte
- 7 UAB
- 11 at UAB
- 14 at George Mason
- 16 WESTERN KENTUCKY
- 21 at South Florida
- 23 at Jacksonville

MONARCHS BASKETBALL STAFF

Head Coach: Tom Young

Overall Record: 510-310 (30 years)

Record at Old Dominion University: 76-69 (5 years)

Assistant Coaches: Stan Nance, Rick Weber

Basketball Office/Coaches' Phone: (804) 683-3362

ODU SCOUTING REPORT

Starters Returning: 2

Starters Lost: 3

Lettermen Returning: 5

Lettermen Lost: 6

Top Returnees:

Donald Anderson, 6-0, 180, G, So.

Cyril Cox, 6-7, 200, G, Sr.

Chris Gatling, 6-10, 220, C/F, Sr.

Kreith Jackson, 6-5, 185, G/F, So.

Top Newcomers:

Phil Crocker, 6-7, 190, F, Fr.

Al Grant, 6-5, 200, F, Jr.

John Robinson, 6-3, 180, G, Jr.



Chris Gatling

THE OPPONENTS



Oregon State


Illini Classic, December 7-8 at Champaign



Head Coach:
Jim Anderson



Athletic Director:
Dutch Baughman



Basketball Sports
Information Director:
Steve Fenk

SERIES HISTORY VS. ILLINOIS

Games: 2 Illinois wins: 2 OSU wins: 0
Illinois' largest winning margin: 23, December 8, 1950 at Champaign 74-51

All-time Series Scores

Date	Ill.	OSU
3-26-49	57	53
12-8-50	74	51

PERTINENT FACTS

President: Dr. John Byrne
Enrollment: 16,000
Mailing Address:
Gill Coliseum, Room 209
Corvallis, Oregon 97331-4105
Arena/Capacity: Gill Coliseum/10,400
Nickname: Beavers
Colors: Orange & Black
Conference: Pacific-10
1989-90 Record: 22-7
1989-90 Conference Record: 15-3/1st
Athletic Director: Dutch Baughman
Sports Information Director: Hal Cowan
Basketball contact: Steve Fenk
Office Phone: (503) 737-3720
Home Phone: (503) 757-1446 (Cowan)



1990-91 Oregon State Basketball Schedule

Month	Date	Opponent
November	8	BRENDT HAGEN (exh.)
	24	ATHLETES IN ACTION (exh.)
	28	FRESNO STATE
	17	at Washington State
December	7-8	at Illini Classic
	12	at New Orleans
	15	at Minnesota
	19	MEMPHIS STATE
	22	TENNESSEE
28-29	35TH FAR WEST CLASSIC	
February	2	at Stanford
	9	at Oregon
	14	WASHINGTON
	16	WASHINGTON STATE
March	21	at USC
	23	at UCLA
	28	ARIZONA
	2	ARIZONA STATE
January	3	STANFORD
	5	CALIFORNIA
	7	GONZAGA
12	OREGON	
March	7	at Arizona
	9	at Arizona State

BEAVERS BASKETBALL STAFF

Head Coach: Jim Anderson (Oregon State '59)
Overall Record: 22-7 (1 year)
Record at Oregon State: 22-7 (1 year)
Assistant Coaches: Fred Boyd, Andy McClouskey
Basketball Office/Coaches' phone: (503) 737-2076

OSU SCOUTING REPORT

Starters Returning: 3 Starters Lost: 2
Lettermen Returning: 9 Lettermen Lost: 5
Top Returnees:
Teo Alibegovic, 6-9, 220, G, Sr.
Will Brantley, 6-4, 175, G, Sr.
Scott Haskin, 6-10, 220, C, Jr.
Charles McKinney, 6-1, 190, G, So.
Top Newcomers:
Brent Barry, 6-4, 165, G, Fr.
Mario Jackson, 6-4, 185, F, Jr.
Henrik Ringmar, 6-9, 210, F, So.
Chad Scott, 6-7, 200, F, So.



Will Brantley

THE OPONENTS



Penn State

December 5 at University Park



Head Coach:
Bruce Parkhill



Athletic Director:
Jim Tarman



**Assistant Sports
Information Director:**
Jeff Brewer

PERTINENT FACTS

President: Dr. Joab L. Thomas

Enrollment: 29,000

Mailing Address:

234 Rec Hall
University Park, Pa. 16802

Arena/Capacity: Rec Hall/6,846

Nickname: Nittany Lions

Colors: Blue & White

Conference: Atlantic 10

89-90 Record: 25-9

89-90 Conference Record: 13-5/Second

Athletic Director: Jim Tarman

Sports Information Director:

L. Budd Thalman

Basketball Contact: Asst. SID Jeff Brewer

Office Phone: (814) 865-1757

Home Phone: (814) 231-2009 (Brewer)



SERIES HISTORY VS. ILLINOIS

Games: First Meeting

1990-91 Penn State Basketball Schedule

November

- 7 STROYTEL CLUB (exh.)
- 24 DREXEL
- 27 MIAMI (FL)
- 30 at Baylor Dr. Pepper Classic vs. Delaware State

December

- 1 at Northwestern (La.) State or Baylor
- 5 ILLINOIS
- 8 MARSHALL
- 16 MARATHON OIL (exh.)
- 18 at Temple
- 28 vs. Brown
- 29 vs. New Hampshire or South Florida

January

- 3 MASSACHUSETTS
- 5 at Rhode Island
- 8 at St. Bonaventure

- 10 WEST VIRGINIA
- 12 DUQUESNE
- 17 RHODE ISLAND
- 19 at Duquesne
- 25 at Miami (Fla.)
- 28 RUTGERS
- 31 at West Virginia

February

- 3 at George Washington
- 6 ST. BONAVENTURE
- 9 ST. JOSEPH'S
- 13 TEMPLE
- 16 at Massachusetts
- 18 GEORGE WASHINGTON
- 21 at St. Joseph's
- 27 at Rutgers

March

- 2-4 at Atlantic 10 Tournament
- 7 Atlantic 10 Tournament Championship

NITTANY LIONS BASKETBALL STAFF

Head Coach: Bruce Parkhill

Overall Record: 187-80 (13 years)

Record at Penn State: 95-108 (7 years)

Assistant Coaches: Ed DeChellis, Jerry Dunn, Dave Siepert

Basketball Office/Coaches' Office: (814) 865-5494

PENN STATE SCOUTING REPORT

Starters Returning: 4

Starters Lost: 1

Lettermen Returning: 12

Lettermen Lost: 3

Top Returnees:

Freddie Barnes, 6-0, 160, F, Sr.
 James Barnes, 6-7, 250, F, Sr.
 Monroe Brown, 6-3, 175, G, Jr.
 DeRon Hayes, 6-6, 215, F, So.

Top Newcomers:

Elton Carter, 6-7, 220, F, Fr.
 Dan McKenna, 6-11, 220, C, Fr.



Rec Hall



Saint Louis

November 23-25 at San Juan Shootout, San Juan, Puerto Rico



Head Coach:
Rich Grawer



Athletic Director:
Deborah A. Yow



Sports Information Director:
Bob Noss

PERTINENT FACTS

President: Rev. Lawrence Blondi, S.J.

Enrollment: 11,450

Mailing Address:

3672 West Pine Blvd.

Saint Louis, Missouri 63108

Arena/Capacity: Kiel Auditorium/9,300

Nickname: Billikens

Colors: Blue & White

Conference: Midwest Collegiate

1989-90 Record: 21-12

1989-90 Conference Record: 9-5

Athletic Director: Deborah A. Yow

Sports Information Director: Bob Noss

Office Phone: (314) 658-3188

Home Phone: (314) 351-8243



BILLIKENS BASKETBALL STAFF

Head Coach: Rich Grawer

Overall Record: 135-112 (8 years)

Record at SLU: 135-112 (8 years)

Assistant Coaches: John Mulroy, Geoff Schimberg, Lee Winfield

Basketball Office/Coaches' Office: (314) 658-3170

SLU SCOUTING REPORT

Starters Returning: 7

Starters Lost: 2

Lettermen Returning: 6

Lettermen Lost: 5

Top Returnee:

Kevin Footes, 6-6, 190, F, Sr.

Jeff Luechtefeld, 6-5, 200, F, Sr.

Melvin Robinson, 7-0, 240, C, So.

Jorge Wallace, 6-4, 195, G, So.

Top Newcomers:

Quitman Dillard, 6-5, 210, F, Jr.

Orlando Stewart, 5-11, 170, G, So.

SERIES HISTORY VS. ILLINOIS

Games: 13 Illinois Wins: 9 Saint Louis University Wins: 4

At Illinois: Illinois 5 Saint Louis University 2

At Saint Louis University: Illinois 4 Saint Louis University 2

Illinois' greatest winning margin: 18, December 30, 1970

at Champaign, 78-60

Saint Louis' greatest winning margin: 20, February 2, 1950 at UIC, 42-62

All-time Series Scores

Date	III.	SLU	Date	III.	SLU
*12-12-31	31	17	2-2-50	42	62
*2-7-33	26	19	*12-4-63	78	81
*12-10-33	21	22	12-5-64	64	79
12-22-34	33	22	12-30-70	78	60
*12-7-35	35	27	11-26-76	68	65
12-5-45	54	46	*12-19-81	53	43
*12-22-49	59	47			

1990-91 Saint Louis University Basketball Schedule

November

10 SPIRIT EXPRESS (exh.)
17 RUSSIAN NATIONAL (exh.)
23-25 at San Juan Shootout

December

1 at Southern Illinois
5 HOUSTON
8 PURDUE
11 SANTA CLARA
15 ILLINOIS STATE
18 at Indiana State
21-22 BUD LIGHT/BILLIKEN CLASSIC

January

2 at Bradley
5 at Southwest Missouri State
9 BUTLER
11 SOUTHERN ILLINOIS

13 at Alabama-Birmingham
17 at Dayton
19 at Xavier
24 at Loyola
26 MARQUETTE
31 EVANSVILLE

February

2 XAVIER
7 at Butler
9 at Detroit
14 DAYTON
16 DETROIT
21 LOYOLA (IL)
23 at Marquette
27 NORTHERN IOWA

March

3 at Evansville
7-9 at Midwestern Collegiate Conference Tournament



Melvin Robinson



Purdue

January 5 at Champaign; February 6 at West Lafayette



Head Coach:
Gene Keady



Athletic Director:
George King



Sports Information
Director:
Mark Adams

PERTINENT FACTS

President: Dr. Stephen C. Beering

Enrollment: 35,817

Mailing Address: Athletic Public Relations
Purdue University
Rm. 15 Mackey Arena
W. Lafayette, Ind. 47907

Arena/Capacity: Mackey Arena, 14,123

Nickname: Boilermakers

Colors: Old Gold and Black

1989-90 Record: 22-8

1989-90 Conference Record/Finish: 13-5, Second

Athletic Director: George S. King, Jr.

Sports Information Director: Mark Adams

Office Phone: (317) 494-3200

Home Phone: (317) 463-1012

Fax Number: 494-5447



BOILERMAKERS BASKETBALL STAFF

Head Coach: Gene Keady (Kansas State '58)

Overall record: 253-112 (12 years)

Record at Purdue: 215-93 (10 years)

Assistant coaches/Alma Mater:

Bruce Weber/Wisconsin-Milwaukee '78

Frank Kendrick/Purdue '74

Basketball Office/Coaches' phone: (317) 494-3214

PU SCOUTING REPORT

Starters returning: 2

Starters lost: 3

Lettermen returning: 9

Lettermen lost: 3

Top Returnees:

Woody Austin, 6-2, 175, G, Jr.

Chuckie White, 6-6, 210, F, Sr.

Top Newcomers:

Linc Darner, 6-4, 190, G, Fr.

Ian Stanback, 6-7, F, Fr.

Travis Trice, 6-1, 175, Fr.

Matt Waddell, 6-4, 180, G, Fr.

SERIES HISTORY VS. ILLINOIS

Games: 137

Illinois wins: 66

Purdue wins: 71

At Illinois: Illinois 46, Purdue 23

At Purdue: Purdue 48, Illinois 20

Illinois' largest winning margin: 44, February 21, 1948
at Champaign, Ill., 98-54

Purdue's largest winning margin: 34, February 14, 1970
at W. Lafayette, Ind. 83-49

All-time Series Scores

Date	Ill.	Pur	Date	Ill.	Pur	Date	Ill.	Pur
*1-27-06	25	19	*1-9-32	28	21	*2-28-66	98	81
2-17-06	-22	48	2-29-32	-19	34	*2-18-67	94	92
*1-12-07	-27	32	1-8-34	-21	36	2-25-67	-86	98
2-16-07	-18	45	*3-5-34	27	26	*2-17-68	-68	75
1-11-08	24	23	2-16-35	-27	35	1-7-69	-84	98
*2-29-08	38	15	1-18-37	38	37	2-14-70	-49	83
*2-17-09	24	18	*2-15-37	-34	61	*2-21-70	-81	88
3-5-09	-20	28	*1-10-38	51	43	*2-16-71	-70	73
*1-29-10	33	17	2-7-38	-13	23	3-6-71	-93	99
3-4-10	-10	28	2-11-39	-30	34	*1-15-72	-74	85
*1-28-11	-29	33	*2-20-39	35	26	1-6-73	-80	91
2-18-11	25	15	2-17-40	-27	33	*1-12-74	-69	91
*1-21-12	-20	35	*3-4-40	-31	34	3-2-74	-83	94
3-7-13	-11	12	*1-6-41	49	34	*1-18-75	-67	86
*1-17-14	26	20	2-3-41	-29	46	2-15-75	-91	114
1-16-15	27	8	*3-7-42	34	32	*1-31-76	71	63
2-27-15	22	15	2-5-47	-42	51	2-28-76	-62	81
*1-11-16	22	11	*2-21-48	98	54	1-29-77	-63	66
3-4-16	29	19	1-31-49	-53	55	*2-5-77	71	70
1-6-17	28	24	*1-9-50	59	54	1-5-78	-85	95
*2-17-17	27	16	2-5-51	85	76	*3-4-78	67	66
*1-9-18	27	17	*2-17-51	70	65	*1-20-79	-57	69
2-16-18	-26	29	*1-28-52	84	57	2-8-79	-65	71
*1-18-19	-13	16	3-1-52	82	71	1-10-80	-66	74
2-21-19	25	18	1-5-53	87	71	*2-23-80	-69	72
*1-10-20	33	31	*2-16-53	93	67	*1-15-81	87	65
2-7-20	-20	36	*2-8-54	89	55	2-28-81	81	70
2-5-21	39	26	1-10-55	83	73	1-28-82	63	48
*2-22-21	-19	29	1-16-56	92	76	*2-18-82	-44	52
*2-7-22	29	28	*2-20-56	102	77	1-19-83	-62	63
3-7-22	-31	39	2-2-57	-74	85	*2-23-83	-54	56
*1-20-23	-20	24	*2-23-57	80	78	*1-21-84	76	52
2-17-23	28	26	*2-10-58	99	84	2-25-84	-55	59
3-2-25	-18	34	1-31-59	-81	102	1-30-85	-34	54
*3-6-25	37	27	1-11-60	81	75	*3-2-85	86	43
*2-10-26	29	28	*2-13-60	93	+89	*2-2-86	80	68
3-1-26	-23	28	2-11-61	-73	89	2-27-86	81	72
*1-7-28	-24	30	*3-4-61	85	75	#1-22-87	86	87
2-14-28	-14	40	1-8-62	-89	96	*#2-23-87	75	78
1-5-29	-24	33	*2-17-62	-88	100	*1-4-88	-68	81
*3-2-29	-23	37	*1-12-63	106	82	2-25-88	-79	93
1-10-31	-15	30	2-19-63	87	79	1-2-89	-72	76
*2-10-31	26	22	*3-2-64	-74	85	*2-21-89	102	75
			*2-6-65	121	93	1-20-90	-68	81
			1-15-66	-87	93	*2-21-90	90	78

* at Champaign

overtime

+ two overtimes



ILLINOIS VS. PURDUE LAST SEASON

January 20, 1990 at West Lafayette

It was the fourth game in eight days for Illinois, and the Fighting Illini found the going tough from the outset. The Boilermakers raced to a 17-7 lead, and never let the visitors get closer than seven points all night long. Illinois dug a hole for itself early, shooting just 37.9% from the field in the first half, and Kendall Gill was the only UI player to shoot any free throws (he was three-of-five) in the game; Purdue went 27-of-38 from the line. Gill went 10-of-14 from the field to lead all scorers with 23 points, and added a team-high nine rebounds. Stephen Scheffler missed his first shot, but went seven-of-eight from the field and six-of-six from the free throw line; he led the Boilermakers with 20 points and nine rebounds.

PURDUE 81, ILLINOIS 68

PURDUE (81)	fg-fga	3p-3pa	ft-fta	reb	pt	tp	min
Berning	2-5	0-0	2-2	6	2	6	30
White	3-7	0-0	1-6	9	1	7	25
Scheffler	7-8	0-0	6-6	9	2	20	37
Austin	3-7	1-2	5-6	3	1	12	21
Jones	4-11	1-1	5-7	2	3	14	39
Oliver	3-6	0-1	1-2	2	1	7	18
Barrett	0-0	0-0	2-2	0	0	2	4
Clyburn	4-5	0-0	5-6	4	0	13	18
Riley	0-0	0-0	0-1	0	0	0	2
Painter	0-1	0-0	0-0	0	0	0	4
Mount	0-0	0-0	0-0	0	0	0	1
Clinkscales	0-0	0-0	0-0	0	0	0	1
TEAM				0			
TOTALS	26-50	2-4	27-38	14-21	10	81	200
	FG%:.520		FT%:.711				

ILLINOIS (68)	fg-fga	3p-3pa	ft-fta	reb	pt	tp	min
Liberty	8-18	0-0	0-0	3	4	16	33
Kaufmann	0-3	0-1	0-0	1	2	0	15
Jones	0-3	0-0	0-0	3	3	0	20
Gill	10-14	0-0	3-5	9	4	23	37
Bardo	6-11	2-4	0-0	6	3	14	33
Small	1-3	0-0	0-0	2	3	2	17
Bowman	1-4	1-3	0-0	2	4	3	16
Taylor	3-6	0-0	0-0	2	2	6	17
Kpedi	1-1	0-0	0-0	2	2	2	10
Geers	1-2	0-0	0-0	0	0	2	2
TEAM				1			
TOTALS	31-65	3-8	3-5	31	27	68	200
	FG%:.477		FT%:.600				

Halftime score: Illinois 24, Purdue 33
 Turnovers: Illinois 12 Purdue 13
 Attendance: 14,123

February 21, 1990 at Champaign

Just as it was looking like Illinois might be heading toward a sub-.500 Big Ten record, the team came up with an extraordinary effort, shocking the then-first place Boilermakers, 90-78. The three Fighting Illini centers, Ervin Small, Rodney Jones and Andy Kpedi held Purdue standout Stephen Scheffler to just four baskets from the floor, while combining for 16 points and 10 rebounds themselves. Kendall Gill, who played his second complete game of the season, led Illinois with 21 points, while Marcus Liberty added 20, Stephen Bardo scored 18, and Andy Kaufmann chipped in with 13. The hot-shooting Boilermakers hit on 55.6% of their shots, while the Fighting Illini made 52.7% of theirs. Surprisingly, UI outrebounded PU, 34-21. Illinois' 16-0 run from 10:05 to 4:36 to go in the first half took the score from 16-16 to 32-16, and shocked the visitors. Twice Purdue narrowed the gap in the second half to seven points, but on both occasions Illinois thwarted the comeback attempts.

ILLINOIS 90, PURDUE 78

ILLINOIS (90)	fg-fga	3p-3pa	ft-fta	reb	pt	tp	min
Bardo	5-10	1-2	7-8	6	1	18	39
Liberty	9-20	0-2	2-3	8	3	20	39
Small	1-2	0-0	4-4	4	3	6	10
Bowman	0-1	0-1	0-0	0	2	0	16
Gill	7-12	0-1	7-9	4	3	21	40
Kaufmann	2-3	0-1	9-10	1	3	13	23
Jones	2-3	0-0	2-2	2	4	6	15
Kpedi	2-3	0-0	0-2	4	5	4	15
Geers	1-1	0-0	0-0	1	0	2	1
Taylor	0-0	0-0	0-0	0	0	0	1
Gibson	0-0	0-0	0-0	0	0	0	0
TEAM				4			
TOTALS	29-55	1-7	31-38	34	24	90	200
	FG%:.527		FT%:.816				

PURDUE (78)	fg-fga	3p-3pa	ft-fta	reb	pt	tp	min
Berning	4-8	1-3	4-4	3	3	13	35
White	5-6	0-0	1-3	4	5	11	28
Scheffler	4-5	0-0	12-12	4	3	20	36
Austin	4-8	3-5	0-0	2	5	11	28
Jones	4-8	1-1	0-2	3	3	9	39
Clyburn	2-4	1-1	2-4	2	2	7	10
Oliver	1-5	1-3	2-2	1	4	5	17
Mount	0-0	0-0	0-0	0	0	0	1
Barrett	0-0	0-0	0-0	1	0	1	4
Riley	1-1	0-0	0-0	0	1	2	2
TEAM				1			
TOTALS	25-45	7-13	21-27	21	26	78	200
	FG%:.556		FT%:.778				

Halftime score: Illinois 38 Purdue 27
 Turnovers: Illinois 8 Purdue 16
 Attendance: 16,218



Woody Austin



Wisconsin

February 2 at Champaign; March 6 at Madison, Wis.



Head Coach:
Steve Yoder



Athletic Director:
Pat Richter



Sports Information
Director:
Steve Malchow

PERTINENT FACTS

President: Dr. Kenneth Shaw

Enrollment: 43,695

Mailing Address:

Wisconsin Sports Information
1440 Monroe Street
Madison, WI 53711

Arena/Capacity:

University of Wisconsin
Fieldhouse/11,886

Nickname: Badgers

Colors: Cardinal and White

Conference: Big Ten

89-90 Record: 14-17

89-90 Conference Record/Finish: 4-14/T 8th

Athletic Director: Pat Richter

Sports Information Director: Steve Malchow

Office Phone: (608) 262-1811

Home Phone: (608) 238-8199



WISCONSIN T.M.

BADGERS BASKETBALL STAFF

Head Coach: Steve Yoder (Illinois Wesleyan '62)

Overall Record: 177-194

Record at Wisconsin: 100-132

Assistant Coaches:

Ray McCallum (Ball State '83)

Charles Schramm (Northern Illinois '81)

Johnny Williams (Ball State '82)

Basketball Office/Coaches' Phone: (608) 262-4597

UW SCOUTING REPORT

Starters Returning: 4

Starters Lost: 1

Lettermen Returning: 8

Lettermen Lost: 3

Top Returnees:

Larry Hisle, 6-4, 185, G, So.

Tin Locum, 6-4, 175, G, Sr.

Willie Simms, 6-6, 185, F/G, Sr.

Patrick Tompkins, 6-6, 240, F, Sr

Top Newcomers:

Louis Ely, 6-7, 180, F, So.

Carlton McGee, 6-7, 200, F, Fr.

Jay Peters, 6-2, 185, G, Jr

SERIES HISTORY VS. ILLINOIS

Games: 144

Illinois Wins: 90

Wisconsin Wins: 54

At Illinois: Illinois 55, Wisconsin 15

At Wisconsin: Wisconsin 39, Illinois 35

Illinois' largest winning margin: 39, Feb. 16, 1959 (Champaign, IL) 93-54

Wisconsin's largest winning margin: 34, Feb. 1, 1907, (Madison, WI) 47-13

All-Time Series Scores

Date	Ill. Wis.	Date	Ill. Wis.	Date	Ill. Wis.
*3-3-06	-32 35	*1-7-34	20 17	12-15-64	70 56
+3-10-06	-0 1	2-17-34	-22 28	12-14-65	90 70
*1-19-07	-16 22	1-11-36	29 27	*1-11-66	80 64
2-1-07	-13 47	*2-15-36	36 20	*12-19-66	87 74
*1-18-08	-20 28	1-9-37	31 28	3-11-67	-92 102
3-9-08	-14 27	*2-22-37	48 31	2-6-68	68 60
*1-16-09	28 19	1-21-39	37 34	*2-1-69	86 73
1-23-09	-10 20	*2-19-40	37 35	1-3-70	74 69
1-15-10	-16 28	2-15-41	-30 46	*2-3-70	-65 66
*1-21-10	34 14	1-3-42	55 40	*1-12-71	84 82
1-21-11	-17 20	*2-23-42	45 43	2-23-71	-84 88
*3-11-11	21 18	1-11-43	52 40	*2-26-72	91 86
1-14-12	-10 27	*2-20-43	50 26	3-11-72	-84 97
*3-15-12	-15 23	1-3-44	45 +43	*1-8-73	76 74
*1-11-13	-15 16	*1-7-44	-38 43	2-10-73	-88 99
2-21-13	-13 18	1-1-46	38 31	1-19-74	-75 101
*1-10-14	-25 26	*2-18-46	72 53	*1-13-75	72 56
2-20-14	-16 29	1-1-47	-47 53	2-10-75	-70 76
*2-8-15	39 19	*1-25-47	63 37	*1-12-76	71 61
2-13-15	19 17	1-3-48	-47 52	2-9-76	70 59
*1-22-16	27 20	*1-24-48	57 36	*2-3-77	82 72
2-19-16	-14 34	*1-3-49	62 50	2-12-77	-50 62
1-20-17	-14 25	2-5-49	61 54	*2-2-78	74 71
*2-24-17	20 17	1-2-50	-50 59	2-11-78	-73 80
*1-19-18	-21 22	*2-25-50	76 58	1-18-79	81 74
2-23-18	-15 23	1-1-51	71 +69	*2-15-79	81 64
1-25-19	25 15	*2-10-51	63 52	1-19-80	69 64
*2-15-19	16 14	*1-7-52	53 49	*2-7-80	67 50
*1-24-20	43 20	3-8-52	-48 58	*1-24-81	-45 54
2-21-20	-29 33	*1-10-53	71 61	2-12-81	84 65
1-22-21	-18 23	2-7-53	65 61	*2-4-82	88 54
*2-19-21	17 9	2-13-54	70 +64	2-13-82	68 60
2-10-22	-23 25	*2-22-54	66 64	1-8-83	61 54
*2-27-22	37 35	*1-1-55	-64 79	*3-10-83	71 64
2-16-24	-12 13	2-19-55	99 71	1-7-84	63 62
*2-25-24	31 20	*1-9-56	96 77	*3-10-84	81 57
*2-21-25	35 25	1-12-57	79 63	1-17-85	78 67
3-9-25	-09 24	1-4-58	64 59	*2-16-85	68 49
*2-28-27	32 28	*1-13-58	-70 71	*1-16-86	73 54
3-5-27	-13 39	1-5-59	77 51	2-15-86	82 74
1-16-28	34 33	*2-16-59	93 54	1-8-87	68 66
*3-9-28	-22 32	2-20-60	-63 75	2-7-87	99 74
1-18-30	-09 14	*2-6-61	77 73	1-16-88	80 65
*2-24-30	-17 23	*1-29-62	-81 85	*2-21-88	85 65
*1-5-31	-09 12	2-19-62	-101 103	*1-12-89	103 80
1-24-31	-20 30	2-11-63	-77 84	2-18-89	-52 72
*2-11-33	38 25	*2-23-63	89 77	*1-04-90	73 59
2-20-33	29 15	*3-7-64	97 73	1-25-90	66 63



ILLINOIS VS. WISCONSIN LAST SEASON

January 4, 1990 at Champaign

Number 4-ranked Illinois started off its 85th season of Big Ten basketball in impressive fashion, shrugging off a 10-9 deficit early, and pushing out to a 14-point halftime lead which ended up being the final margin. While Marcus Liberty couldn't buy a basket (he was two-of-10), he more than made up for it with 11 rebounds. Kendall Gill led the Fighting Illini with 20 points on eight-of-eight shooting. The story of the day was not Illinois' relatively easy victory, but that it came on the heels of an 11th-hour NCAA ruling that permitted Gill and Stephen Bardo to play after having been declared "technically ineligible" by the University the day before the game (for having inadvertently received preferential treatment in handling of paperwork for automobile loans.)

ILLINOIS 73, WISCONSIN 59

ILLINOIS (73)	fg-fga	3p-3pa	ft-fa	reb	pf	tp	min
Kaufmann	5-8	0-0	1-1	4	3	11	26
Liberty	2-10	0-0	5-6	11	1	9	34
Small	3-9	0-0	0-0	5	2	6	16
Bardo	2-6	1-1	5-6	1	2	10	33
Gill	8-8	0-0	4-6	4	3	20	29
Geers	0-1	0-0	2-2	1	0	2	6
Taylor	1-3	0-0	0-0	2	0	2	6
Bowman	0-1	0-0	3-4	1	1	3	21
Jones	4-8	0-0	2-2	3	4	10	26
Gibson	0-0	0-0	0-0	0	0	0	3

WISCONSIN (59)	fg-fga	3p-3pa	ft-fa	reb	pf	tp	min
Jones	8-16	0-2	5-8	3	4	21	40
Ellenson	0-2	0-0	0-0	5	0	0	21
Portmann	1-6	0-0	0-3	6	3	2	29
Douglass	1-4	1-1	0-0	1	3	3	23
Simms	9-17	0-0	0-0	5	3	18	40
Hisle	0-0	0-0	0-0	0	0	0	9
Good	2-2	2-2	0-0	0	2	6	7
Harrell	0-1	0-0	0-0	1	1	0	9
Locum	3-6	3-5	0-0	2	3	9	22
Team				6			
Totals	24-54	6-10	5-11	29	19	59	200
	FG%:.444		FT%:.455				

Half time score: Illinois 35, Wisconsin 21
 Turnovers: Illinois 17, Wisconsin 21
 Attendance: 15,636

January 25, 1990 at Madison

Senior guard P.J. Bowman made his first start for Illinois in this game. Except for a brief 6-4 deficit early, Illinois led the entire way until 2:26 remained in second half, when the Badgers, in the midst of a 14-2 run, took a 59-58 lead. Down the stretch, free throws by Stephen Bardo (two-of-two) and Ervin Small (one-of-two) helped the Fighting Illini regain the lead, but the outcome was truly in doubt until the final gun. Danny Jones was a force for the Badgers, scoring 19 points and grabbing nine rebounds, while Marcus Liberty hit for 21 and pulled down nine caroms. The win was the 22nd in the last 24 games for Illinois against Wisconsin.

ILLINOIS 66 WISCONSIN 63

ILLINOIS (66)	fg-fga	3p-3pa	ft-fa	reb	pf	tp	min
Bardo	1-5	0-0	3-4	5	4	5	40
Liberty	9-14	0-0	3-5	9	4	21	34
Jones	3-7	0-0	2-2	3	2	8	20
Bowman	3-6	2-5	1-2	4	1	9	37
Gill	7-17	0-1	3-6	3	1	17	37
Kaufmann	0-0	0-0	0-0	1	0	0	6
Small	2-2	0-0	2-5	8	4	6	21
Taylor	0-1	0-1	0-0	0	0	0	2
TEAM				0			
TOTALS	25-52	2-7	14-24	33	16	66	200
	FG%:.481		FT%:.583				

WISCONSIN (63)	fg-fga	3p-3pa	ft-fa	reb	pf	tp	min
Jones	8-15	0-0	3-4	9	4	19	38
Portmann	3-6	0-0	0-1	5	3	6	25
Tompkins	3-9	0-0	0-2	9	5	6	35
Locum	3-7	2-4	2-2	3	1	10	29
Simms	2-6	0-0	1-2	2	5	5	33
Good	4-7	1-4	5-5	0	1	14	24
Ellenson	0-1	0-0	0-0	0	0	0	2
Douglass	0-1	0-1	0-0	0	0	0	4
Hisle	1-1	1-1	0-0	0	0	3	5
Team				5			
Totals	24-53	4-10	11-16	33	19	63	200
	FG%:.453		FT%:.688				

Half time score: Illinois 37, Wisconsin 29
 Turnovers: Illinois 10, Wisconsin 15
 Attendance: 11,666



Tim Locum



Wisconsin-Milwaukee

December 3 at Champaign



Head Coach:
Steve Antrim



Athletic Director:
Bud Haidet



Sports Information Director:
Paul Helgren

PERTINENT FACTS

Interim Chancellor: John Schroeder
Enrollment: 25,000
Mailing Address: Athletic Department
 North Building, PO Box 413
 Milwaukee, WI 53201
Arena/Capacity: MECCA/11,064
 Klotsche Center/4,000

Nickname: Panthers
Colors: Black & Gold
Conference: Independent
1989-90 Record: 10-18
Athletic Director: Bud Haidet
Sports Information Director: Paul Helgren
Office Phone: (414) 229-4593
Home Phone: (414) 332-4853



PANTHERS BASKETBALL STAFF

Head Coach: Steve Antrim
Overall Record: 145-134 (11 years)
Record at UWM: 50-37 (3 years)
Assistant Coaches: Greg Capper, Marquis Hines, Ron Hunter
Basketball Office/Coaches Office: (414) 229-4977

WMU SCOUTING REPORT

Starters Returning: 3 **Starters Lost:** 2
Lettermen Returning: 6 **Lettermen Lost:** 5
Top Returnees:
 Dorion Bledsoe, 6-1, 178, G, Jr.
 Randy Doss, 6-7, 190, F, Sr.
 Deon Edmonds, 6-4, 205, G, Jr.
Top Newcomers:
 Olufu Agbagi, 6-7, 200, F, Jr.
 Rusty Johnson, 6-0, 165, G, Jr.
 Vod McDade, 6-4, 180, G, Sr.
 John Schafer, 6-9, 230, C, Fr.
 Joe Schultz, 6-8, 190, F, Jr.

SERIES HISTORY VS. ILLINOIS

First Meeting

1990-91 University of Wisconsin Milwaukee

November

- 16 MARATHON OIL
- 23 ILLINOIS INSTITUTE OF TECHNOLOGY
- 26 TENNESSEE-CHATTANOOGA
- 28 UTAH

- 19 at Chicago State
- 22 EASTERN MICHIGAN
- 26 WESTERN MICHIGAN
- 31 at Central Florida

February

- 2 NORTHEASTERN ILLINOIS
- 7 YOUNGSTOWN STATE
- 11 at California State Northridge
- 14 at Northeastern Illinois
- 16 at Nicholls State
- 19 at Southern Utah
- 26 CHICAGO STATE
- 28 WRIGHT STATE

December

- 3 at Illinois
- 8 SOUTHERN UTAH
- 12 at Eastern Illinois
- 15 CENTRAL FLORIDA
- 17 TENNESSEE TECH
- 29 MISSOURI-KANSAS CITY

January


- 5 at Morehead State
- 9 at Central Michigan
- 12 at Wright State
- 14 at Youngstown State
- 17 CALIFORNIA STATE-NORTHRIDGE

March

- 2 FLORIDA INTERNATIONAL
- 4 NICHOLLS STATE



Randy Doss



1989-90 IN REVIEW

- 76-77 Last Year in the Big Ten
- 78 University of Illinois Overall Statistics
- 78 University of Illinois Conference Statistics
- 79 Game-By-Game Team Totals
- 79 Individual Honors
- 80 Game-By-Game Individual Totals
- 80 Illinois Awards
- 81 Team Highlights
- 81 Weekly Rankings



Last Year in the Big Ten

Big Ten Home Attendance

Team	1989 Games	BIG TEN GAMES			ALL GAMES				
		Total	Average	Sellouts	Average	Games	Total	Average	Sellouts
Illinois	9	144,812	16,090	8	16,258	14	227,443	16,246	11
Indiana	9	154,165	17,129	9	16,905	15	246,865	16,458	11
Iowa	9	139,500	15,500	9	15,500	16	248,000	15,500	16
Michigan	9	122,153	13,573	7	13,475	16	213,257	13,329	10
Michigan State	9	136,203	15,134	9	10,004	16	237,474	14,842	11
Minnesota	9	143,405	15,934	5	13,127	15	220,414	14,694	5
Northwestern	9	69,141	7,682	3	7,277	15	95,434	6,362	3
Ohio State	9	119,484	13,276	9	13,376	14	182,125	13,009	12
Purdue	9	127,107	14,123	9	14,123	13	180,847	13,911	11
Wisconsin	9	96,740	107,499	3	10,599	14	142,291	10,164	3
TOTALS	90	1,252,377	13,915	71	13,054	148	1,990,817	13,452	93

Big Ten Individual Statistics

Scoring

	MIN	FGM- FGA	FG%	PTS	PPG
1. Kendall Gill, G, ILL	18 36	135-268	.504	368	20.4
2. Willie Burton, F, MINN	18 33	120-246	.488	366	20.3
3. Rumeal Robinson, G, MICH	18 36	128-261	.490	365	20.3
4. Terry Mills, C, MICH	18 32	139-226	.615	342	19.0
Steve Smith, G, MSU	17 34	123-230	.535	323	19.0
6. Rex Walters, G, NU	18 32	119-252	.472	333	18.5
7. Marcus Liberty, F, ILL	18 35	130-255	.510	329	18.3
Kirk Manns, G, MSU	15 31	95-179	.531	275	18.3
9. Stephen Scheffler, C, PUR	18 34	115-150	.767	326	18.1
10. Jim Jackson, F-G, OSU	18 35	131-241	.544	325	18.1
11. Danny Jones, F, WIS	18 35	120-229	.524	309	17.2
12. Calbert Cheaney, F, IND	18 33	117-214	.547	294	16.3
13. Eric Anderson, C-F, IND	18 33	106-218	.486	293	16.3
14. Les Jepsen, C, IOWA	18 29	102-160	.638	278	15.4
15. Perry Carter, C, OSU	18 29	103-193	.534	277	15.4

Field Goal Percentage (Min. 5 FG/Game)

	PCT.	Rebounds	AVG
1. Stephen Scheffler, C, PUR	.767	1. Loy Vaught, F-C, MICH	10.7
2. Les Jepsen, C, IOWA	.638	2. Richard Coffey, F, MINN	9.7
3. Terry Mills, C, MICH	.615	3. Les Jepsen, C, IOWA	9.6
4. Loy Vaught, F-C, MICH	.572	4. Perry Carter, C, OSU	8.1
5. Calbert Cheaney, F, IND	.547	5. Terry Mills, C, MICH	7.2
6. Jim Jackson, F-G, OSU	.544	6. Marcus Liberty, F, ILL	7.2
7. Steve Smith, G, MSU	.535	7. Ken Redfield, F, MSU	6.8
8. Perry Carter, C, OSU	.534	Patrick Tompkins, C, WIS	6.8
9. Kirk Manns, G, MSU	.531	9. Eric Anderson, F-C, IND	6.7
10. Danny Jones, F, WIS	.524	Willie Burton, F, MINN	6.7

Steals

	AVG	Blocked Shots	AVG
1. Kendall Gill, G, ILL	1.9	1. Matt Steigenga, F, MSU	1.2
Walker Lambiotte, F, NU	1.9	2. Terry Mills, C, MICH	1.1
3. Melvin Newbern, G, MINN	1.8	3. Perry Carter, C, OSU	1.1
4. Chris Jent, G-F, OSU	1.6	4. Marcus Liberty, F, ILL	0.9
Rob Ross, G, NU	1.6	Les Jepsen, C, IOWA	0.9
		Bob Martin, C, MINN	0.9
		Eric Riley, C, MICH	0.9

Free Throw Percentage (Min. 2.5 FT/Game)

	FT%	Assists	AVG
1. Brian Good, G, WIS	.902	1. Tony Jones, G, PUR	5.9
2. Ryan Berring, F, PUR	.873	2. Rumeal Robinson, G, MICH	5.7
3. Kirk Manns, G, MSU	.845	3. Melvin Newbern, G, MINN	5.5
4. Stephen Scheffler, C, PUR	.828	4. Stephen Bardo, G, ILL	5.0
5. Rex Walters, G, NU	.797	5. Rex Walters, G, NU	4.4
6. Willie Burton, F, MINN	.790	6. Troy Skinner, G, IOWA	4.3
7. Kendall Gill, G, ILL	.784	7. Mark Baker, G, OSU	4.1
8. Terry Mills, C, MICH	.780	8. Rob Ross, G, NU	3.8
9. Eric Anderson, F-C, IND	.764	Jamal Meeks, G, IND	3.8
10. Marcus Liberty, F, ILL	.750	10. Steve Smith, G, MSU	3.7



Big Ten Team Statistics

Final Standings	Big Ten Games			All Games		
	W	L	PCT.	W	L	PCT.
1. Michigan State	15	3	.833	28	6	.824
2. Purdue	13	5	.722	22	8	.733
3. Michigan	12	6	.667	23	8	.742
4. ILLINOIS	11	7	.611	21	8	.724
Minnesota	11	7	.611	23	9	.719
6. Ohio State	10	8	.556	17	13	.567
7. Indiana	8	10	.444	18	11	.621
8. Wisconsin	4	14	.222	14	17	.452
Iowa	4	14	.222	12	16	.429
0. Northwestern	2	16	.111	9	19	.321

Rebound Margin Per Game

	Own	Opp.	Margin
1. MINN	35.9	29.9	+6.0
2. MSU	35.3	29.9	+5.4
3. IOWA	38.9	34.9	+4.0
4. MICH	35.1	33.4	+1.7
5. ILL	34.3	33.8	+0.5
6. OSU	33.6	33.6	even
7. PUR	27.6	28.7	-1.1
8. IND	39.6	31.8	-2.5
9. WIS	27.8	31.9	-4.1
10. NU	28.3	38.6	-10.3

Scoring Offense		Scoring Defense		Field Goal Pct.			
Avg.	HG	Avg.	LG		FG%		
1. MINN	82.6	108	1. PUR	68.2	49	1. PUR	.550
2. MICH	81.5	127	2. MSU	68.2	53	2. MSU	.520
3. ILL	79.1	118	3. WIS	70.2	50	3. MICH	.517
4. OSU	78.5	101	4. IND	73.3	61	4. MINN	.500
5. IOWA	75.6	96	5. ILL	74.8	59	5. IND	.499
6. IND	75.2	118	6. MICH	75.4	63	6. OSU	.482
7. PUR	74.3	93	7. OSU	76.4	53	7. ILL	.476
8. MSU	74.2	91	8. MINN	78.7	67	8. WIS	.475
9. NU	73.5	87	9. NU	86.7	65	9. NU	.456
0. WIS	64.6	85	10. IOWA	87.1	63	10. IOWA	.452

Scoring Margin Per Game

	Own	Opp.	Margin
1. MICH	81.5	75.4	+6.1
PUR	74.3	68.2	+6.1
3. MSU	74.2	68.2	+6.0
4. ILL	79.1	74.8	+4.3
5. MINN	82.6	78.7	+3.9
6. OSU	78.5	76.4	+2.1
7. IND	75.2	73.3	+1.9
8. WIS	64.6	70.2	-5.6
9. IOWA	75.6	87.1	-11.5
10. NU	73.5	86.7	-13.2

Field Goal Defense		Free Throw Percentage		Three-Point Shooting	
FG%		PCT.		PCT.	
1. MSU	.441	1. IND	.756	1. PUR	.465
2. MICH	.465	2. MICH	.755	2. MSU	.455
3. ILL	.468	3. ILL	.744	3. IND	.444
4. OSU	.482	4. MINN	.719	4. NU	.443
5. PUR	.483	5. PUR	.703	5. WIS	.393
6. WIS	.488	6. OSU	.698	6. MICH	.387
7. IND	.497	7. NU	.689	ILL	.387
8. IOWA	.514	8. IOWA	.654	8. OSU	.349
9. MINN	.518	9. WIS	.653	9. MINN	.347
10. NU	.560	10. MSU	.642	10. IOWA	.295

Turnover Margin Per Game

	Own	Opp.	Margin
1. MINN	13.9	16.5	-2.6
2. WIS	12.4	14.7	-2.3
3. ILL	12.8	14.6	-1.8
4. IND	12.2	13.1	-0.9
5. NU	16.6	16.4	+0.2
6. MSU	14.9	14.4	+0.5
7. OSU	16.9	16.3	+0.6
8. IOWA	16.4	14.5	+1.9
9. PUR	16.1	14.1	+2.0
10. MICH	15.4	14.4	+1.0



Marcus Liberty was the seventh-leading scorer in the Big Ten last season.



1989-90 University of Illinois Basketball Statistics

Overall Record: 21-8

Player	GP-GS	FG-FGA/FG%		3-POINT FG-FGA/FG%		FT-FTA/FT%	REB/AVG./HG	PF-D	PTS/AVG./HG	A	TO	BS	ST	MIN/AVG
		FG-FGA/FG%	3-POINT FG-FGA/FG%											
Kendall Gill	29-29	211-422/ 50.0	23- 66/ 34.8	136-175/ 77.7	143/4.9/10	66-0	581/20.0/29	96	72	16	63	1000/34.5		
Marcus Liberty	29-29	203-400/ 50.8	8- 21/ 38.1	103-135/ 76.3	206/7.1/13	86-2	517/17.8/33	39	46	26	32	958/33.0		
Andy Kaufmann	29-16	91-204/ 44.6	22- 49/ 44.9	81-101/ 80.2	93/3.2/ 8	71-1	285/ 9.8/21	54	72	5	27	682/23.5		
Stephen Bardo	29-29	99-225/ 44.0	28- 64/ 43.8	55- 78/ 70.5	178/6.1/12	86-5	281/ 9.7/20	137	78	14	37	944/32.6		
Rodney Jones	29- 7	88-178/ 49.4	0- 0/ 0.0	40- 57/ 70.2	126/4.3/10	82-0	216/ 7.4/18	9	30	18	17	541/18.7		
Ervin Small	28-20	75-132/ 56.8	1- 1/100.0	49- 71/ 69.0	151/5.4/17	77-1	200/ 7.1/19	12	35	5	23	577/20.6		
P.J. Bowman	29-13	39-110/ 35.5	23- 63/ 36.5	21- 29/ 72.4	35/1.2/ 4	38-0	122/ 4.2/11	73	29	2	16	572/19.7		
Andy Kpedi	19- 2	17- 34/ 50.0	0- 0/ 0.0	20- 28/ 71.4	54/2.8/12	34-2	54/ 2.8/ 9	2	12	11	4	201/10.6		
Brooks Taylor	24- 0	12- 31/ 38.7	0- 3/ 0.0	13- 20/ 65.0	25/1.0/ 3	26-1	37/ 1.5/ 6	24	16	5	10	153/ 6.4		
Ken Gibson	20- 0	11- 30/ 36.7	4- 18/ 22.2	8- 8/100.0	8/0.4/ 2	6-0	34/ 1.7/ 5	1	6	0	2	53/ 2.7		
Tim Geers	20- 0	11- 29/ 37.9	0- 2/ 0.0	11- 21/ 52.4	19/1.0/ 3	9-0	33/ 1.7/ 8	9	4	1	5	103/ 5.2		
Pat Kennedy	2- 0	1- 3/ 33.3	0- 0/ 0.0	2- 2/100.0	2/1.0/ 1	0-0	4/ 2.0/ 4	1	0	0	0	2/ 1.0		
Travis Smith	1- 0	1- 1/100.0	0- 0/ 0.0	0- 0/ 0.0	0/0.0/ 0	2-0	2/ 2.0/ 2	0	0	0	0	1/ 1.0		
Scott Radis	1- 0	1- 2/ 50.0	0- 0/ 0.0	0- 0/ 0.0	0/0.0/ 0	1-0	2/ 2.0/ 2	0	0	0	0	1/ 1.0		
Ed Armstrong	1- 0	0- 0/ 0.0	0- 0/ 0.0	0- 0/ 0.0	0/0.0/ 0	0-0	0/ 0.0/ 0	0	0	0	0	1/ 1.0		
Scott Spitz	1- 0	0- 1/ 0.0	0- 0/ 0.0	0- 0/ 0.0	1/1.0/ 1	0-0	0/ 0.0/ 0	0	0	0	0	1/ 1.0		
Matt Schnaderbeck	1- 0	0- 0/ 0.0	0- 0/ 0.0	0- 0/ 0.0	1/1.0/ 1	0-0	0/ 0.0/ 0	0	0	1	0	1/ 1.0		
Brian O'Connell	2- 0	0- 0/ 0.0	0- 0/ 0.0	0- 0/ 0.0	0/0.0/ 0	2-0	0/ 0.0/ 0	0	0	0	0	2/ 1.0		
Ryan Tuttle	1- 0	0- 0/ 0.0	0- 0/ 0.0	0- 0/ 0.0	0/0.0/ 0	0-0	0/ 0.0/ 0	0	0	0	0	1/ 1.0		
Brian Schmitz	2- 0	0- 0/ 0.0	0- 0/ 0.0	0- 0/ 0.0	0/0.0/ 0	0-0	0/ 0.0/ 0	0	0	0	0	2/ 1.0		
Troy Fischer	1- 0	0- 0/ 0.0	0- 0/ 0.0	0- 0/ 0.0	0/0.0/ 0	0-0	0/ 0.0/ 0	0	0	0	0	1/ 1.0		
Jerry Maher	1- 0	0- 0/ 0.0	0- 0/ 0.0	0- 0/ 0.0	0/0.0/ 0	0-0	0/ 0.0/ 0	0	0	0	0	1/ 1.0		
Scott Bils	1- 0	0- 0/ 0.0	0- 0/ 0.0	0- 0/ 0.0	0/0.0/ 0	0-0	0/ 0.0/ 0	0	0	0	0	1/ 1.0		
Todd Russell	1- 0	0- 1/ 0.0	0- 0/ 0.0	0- 0/ 0.0	0/0.0/ 0	0-0	0/ 0.0/ 0	0	0	0	0	1/ 1.0		
TEAM					76 (Dead Ball: ILL102 OPP 99)			2						
ILLINOIS	29	860-1803/47.7	109-287/38.0	539-725/74.31	117/38.5/55	586-12	2368/81.7/118	457	403	104	236	5800/200.0		
OPPONENT	29	766-1767/43.4	118-380/31.1	454-651/69.71	006/34.7/54	625-25	2104/72.6/ 93	397	477	96	173	5800/200.0		

Conference Record: 11-7 (Fourth Place)

Player	GP-GS	FG-FGA/FG%		3-POINT FG-FGA/FG%		FT-FTA/FT%	REB/AVG./HG	PF-D	PTS/AVG./HG	A	TO	BS	ST	MIN/AVG
		FG-FGA/FG%	3-POINT FG-FGA/FG%											
Kendall Gill	18-18	135-268/ 50.4	11-36/ 30.6	87-111/ 78.4	92/5.1/ 9	46-0	368/20.4/29	56	41	9	35	641/35.6		
Marcus Liberty	18-18	130-255/ 51.0	6-12/ 50.0	63- 84/ 75.0	129/7.2/13	55-1	329/18.3/33	21	29	16	20	623/34.6		
Stephen Bardo	18-18	65-146/ 44.5	17-37/ 45.9	37- 50/ 74.0	97/5.4/12	61-5	184/10.2/20	90	39	3	20	601/33.4		
Andy Kaufmann	18- 6	50-114 43.9	11-24/ 45.8	43- 54/ 79.6	41/2.3/ 6	49-1	154/ 8.6/21	22	37	4	11	396/22.0		
Rodney Jones	18- 5	51-108/ 47.2	0- 0/ 0.0	20- 28/ 71.4	70/3.9/ 7	52-0	122/ 6.8/18	6	16	13	12	349/19.4		
Ervin Small	18-13	41- 75/ 54.7	1- 1/100.0	33- 47/ 70.2	87/4.8/ 9	46-0	116/ 6.4/19	4	20	3	11	353/19.6		
P.J. Bowman	18-12	28- 80/ 35.0	16-46/ 34.8	14- 19/ 73.7	26/1.4/ 4	30-0	86/ 4.8/11	53	19	1	14	421/23.4		
Brooks Taylor	14- 0	6- 16/ 37.5	0- 2/ 0.0	9- 14/ 64.3	11/0.8/ 3	12-1	21/ 1.5/ 6	13	7	2	5	74/ 5.3		
Andy Kpedi	11- 0	5- 9/ 55.6	0- 0/ 0.0	5- 11/ 45.5	15/1.4/ 4	17-1	15/ 1.4/ 5	0	5	1	2	85/ 7.7		
Tim Geers	11- 0	4- 10/ 40.0	0- 1/ 0.0	6- 9/ 66.7	7/0.6/ 2	3-0	14/ 1.3/ 4	5	2	0	2	31/ 2.8		
Ken Gibson	12- 0	4- 11/ 36.4	3- 9/ 33.3	2- 2/100.0	2/0.2/ 1	4-0	13/ 1.1/ 5	0	1	0	0	22/ 1.8		
Travis Smith	1- 0	1- 1/100.0	0- 0/ 0.0	0- 0/ 0.0	0/0.0/ 0	2-0	2/ 2.0/ 2	0	0	0	0	1/ 1.0		
Brian Schmitz	1- 0	0- 0/ 0.0	0- 0/ 0.0	0- 0/ 0.0	0/0.0/ 0	0-0	0/ 0.0/ 0	0	0	0	0	1/ 1.0		
Brian O'Connell	1- 0	0- 0/ 0.0	0- 0/ 0.0	0- 0/ 0.0	0/0.0/ 0	1-0	0/ 0.0/ 0	0	0	0	0	1/ 1.0		
Ryan Tuttle	1- 0	0- 0/ 0.0	0- 0/ 0.0	0- 0/ 0.0	0/0.0/ 0	0-0	0/ 0.0/ 0	0	0	0	0	1/ 1.0		
TEAM					40 (Dead Ball: ILL 71 OPP 65)			2						
ILLINOIS	18	520-1093/47.6	65-168/38.7	319-429/74.4	617/34.3/46	378-9	1424/79.1/118	270	219	52	132	3600/200.0		
OPPONENT	18	487-1041/46.8	75-218/34.4	298-422/70.6	608/33.8/45	385-16	1347/74.8/93	262	283	48	81	3600/200.0		

1989-90 IN REVIEW



Team Totals Game-by-Game

ILLINOIS								OPPONENT								
FG-FGA	FG%	FT-FTA	FT%	REB	PF	TO	TP	FG-FGA	FG%	FT-FTA	FT%	REB	PF	TO	TP	
27-59	45.8	26-33	78.8	42	16	14	83	Mississippi	30-67	44.8	7-9	77.8	33	20	16	72
34-78	43.6	10-15	66.7	46	19	12	82	CHICAGO STATE	22-72	30.6	13-19	68.4	46	18	22	62
25-64	39.1	20-26	76.9	41	20	12	74	Florida	27-55	49.1	15-19	78.9	35	20	16	69
32-63	50.8	22-30	73.3	47	21	19	93	INDIANA STATE	21-62	33.9	15-23	65.2	29	27	21	59
37-71	52.1	19-26	73.1	47	15	18	96	METRO STATE	26-83	31.3	7-16	43.8	54	21	26	62
27-62	43.5	19-25	76.0	49	17	17	78	TEMPLE	22-59	37.3	12-17	70.6	29	22	14	61
36-68	52.9	24-31	77.4	40	22	11	101	Missouri	36-66	54.5	14-20	70.0	33	25	18	93
26-49	53.1	18-21	85.7	39	12	18	71	WISC.-GREEN BAY	16-51	31.4	10-13	76.9	18	20	16	47
37-68	54.4	20-33	60.6	55	23	24	97	Grambling	27-84	32.1	19-32	59.4	48	24	20	73
29-59	49.2	22-30	73.3	44	20	20	83	Memphis State	26-62	41.9	18-27	66.7	33	22	14	71
25-54	46.3	22-27	81.5	34	16	17	73	WISCONSIN	24-54	44.4	5-11	45.5	29	19	21	59
28-61	45.9	15-18	83.3	29	18	10	74	Minnesota	35-62	56.5	16-19	84.2	36	19	13	91
31-60	51.7	21-29	72.4	46	24	11	85	Northwestern	26-64	40.6	20-30	66.7	35	27	7	78
29-71	40.8	9-15	60.0	31	18	10	70	MICHIGAN	28-54	51.9	13-21	61.9	41	19	20	74
27-47	57.4	15-21	71.4	31	23	14	73	MICHIGAN STATE	23-58	39.7	14-18	77.8	29	23	17	64
31-65	47.7	3-5	60.0	31	27	12	68	Purdue	26-50	52.0	27-38	71.1	35	10	13	81
25-52	48.1	14-24	58.3	33	16	10	66	Wisconsin	24-53	45.3	11-16	68.8	33	19	15	63
34-64	53.1	17-27	63.0	27	16	7	92	OHIO STATE	31-58	53.4	12-14	85.7	33	23	21	81
27-60	45.0	9-13	69.2	27	21	10	67	Iowa	24-59	40.7	17-28	60.7	45	16	16	69
28-63	44.4	13-20	65.0	41	20	10	70	INDIANA	23-51	45.1	15-21	71.4	27	21	12	65
30-58	51.7	35-42	83.3	44	19	12	99	MINNESOTA	29-86	33.7	10-20	50.0	43	30	8	72
30-66	45.5	15-20	75.0	30	26	16	79	Michigan	30-56	53.6	29-37	78.4	40	21	20	93
35-65	53.8	17-22	77.3	36	14	11	88	NORTHWESTERN	30-57	52.6	12-14	85.7	23	17	15	75
23-59	39.0	11-14	78.6	28	19	10	63	Michigan State	27-53	50.9	13-17	76.5	36	18	13	70
29-55	52.7	31-38	81.6	34	24	8	90	PURDUE	25-45	55.6	21-27	77.8	21	26	16	78
28-62	45.2	22-34	64.7	37	28	20	80	Ohio State	30-62	48.4	24-34	70.6	33	24	18	86
37-81	45.7	31-39	79.5	45	27	17	118	IOWA	29-66	43.9	24-40	60.0	41	34	26	85
23-50	46.0	19-21	90.5	33	22	14	69	Indiana	23-53	43.4	15-17	88.2	28	19	12	63
30-69	43.5	20-26	76.9	50	23	19	86	Dayton	26-65	40.0	26-34	76.5	40	21	11	88

Individual Honors

Stephen Bardo

- Third team All-Big Ten (UPI)
- Honorable mention All-Big Ten (AP)
- Co-MVP of Illini Classic

P.J. Bowman

- All-Academic Big Ten

Kendall Gill

- First team All-America (UPI)
- Second team All-America (Basketball Weekly)
- Third team All-America (AP, Sporting News)
- Finalist for Wooden Award
- First team All-Big Ten (AP, UPI)
- MVP of Old Style Classic
- Co-MVP of Illini Classic
- Winner of ESPN Slam Dunk Contest during Final Four weekend in Denver

Marcus Liberty

- Third team All-Big Ten (UPI)
- Illini Classic All-Tournament Team
- Old Style Classic All-Tournament Team



Stephen Bardo was one of three Illinois players to earn All-Big Ten honors last season.



Game-by-Game (Points-Rebounds)

Date	Opponent	Score ILL OPP	W/L	Attend	Geer	Tayl	Bowm	Gill	Gibs	Jone	Smal	Libe	Kauf	Bard	Kped
11/28	@Mississippi	83-72	W	8,439	0-0	0-1	1-1	*23-3	0-0	*15-6	DNP	*16-6	*12-5	*10-8	6-8
12/02	CHICAGO STATE	82-62	W	15,940	2-1	0-2	3-0	*9-4	5-1	14-9	15-6	*5-8	*11-4	*9-4	*9-5
12/05	@Florida	74-69	W	11,929	DNP	DNP	0-1	*19-7	DNP	6-3	*2-1	*21-6	*8-8	*12-8	6-2
12/08	#INDIANA STATE	93-59	W	16,111	4-3	4-2	3-0	*19-2	4-1	7-4	*6-5	*11-3	*9-4	*16-5	8-12
12/09	#METRO STATE	96-62	W	16,016	3-3	6-2	6-0	*13-2	4-2	11-4	10-5	*16-6	*13-6	*6-6	*4-6
12/16	TEMPLE	78-61	W	16,034	0-0	0-1	3-1	*17-2	2-0	7-8	*3-1	*20-9	*11-5	*9-9	6-6
12/20	*Missouri	101-93	W	18,398	0-0	0-0	3-0	*25-5	0-0	*8-3	13-6	*26-9	*16-4	*10-12	0-0
12/23	WISC.-GREEN BAY	71-47	W	15,530	2-3	2-0	6-2	*25-4	2-1	1-3	*6-3	*17-9	*6-3	*4-9	DNP
12/29	\$Grambling	97-73	W	10,009	8-2	2-3	6-2	*13-5	4-1	8-10	*16-6	*13-8	*15-6	*12-9	DNP
12/30	\$Memphis State	83-71	W	13,103	0-0	2-2	5-1	*22-10	DNP	5-1	*9-17	*25-6	*15-3	*0-2	DNP
01/04	WISCONSIN	73-59	W	15,636	2-1	2-2	3-1	*20-4	0-0	10-3	*6-5	*9-11	*11-4	*10-1	DNP
01/06	@Minnesota	74-91	L	16,545	1-2	1-0	6-0	*15-5	2-0	6-2	*2-3	*18-8	*21-3	*2-5	DNP
01/13	@Northwestern	85-78	W	8,117	0-0	5-1	4-2	*10-3	0-0	15-6	*13-9	*26-5	*6-5	*6-12	DNP
01/15	MICHIGAN	70-74	L	16,136	DNP	DNP	6-2	*15-2	DNP	6-2	*3-8	*13-7	*7-0	*20-7	DNP
01/18	MICHIGAN STATE	73-64	W	16,037	0-0	0-2	8-0	*12-3	0-0	*10-6	0-0	*26-7	*11-3	*6-5	DNP
01/20	@Purdue	68-81	L	14,123	2-0	6-2	3-2	*23-9	DNP	*0-3	2-2	*16-3	*0-1	*14-6	2-2
01/25	@Wisconsin	66-63	W	11,666	DNP	0-0	*9-4	*17-3	DNP	*8-3	6-8	*21-9	0-1	*5-5	DNP
01/27	OHIO STATE	92-81	W	16,154	0-0	4-0	*8-0	*20-7	3-0	18-5	*0-4	*23-6	8-3	*8-0	0-0
01/29	@Iowa	67-69	L	15,500	DNP	DNP	*10-4	*18-4	0-0	*2-4	4-0	*20-3	2-1	*11-10	0-0
02/04	INDIANA	70-65	W	16,289	DNP	DNP	*3-3	*25-8	DNP	8-3	*8-5	*16-13	2-1	*8-7	0-0
02/08	MINNESOTA	99-72	W	16,105	4-1	3-3	*0-2	*26-9	3-0	3-2	*7-6	*33-10	13-2	*3-2	4-4
02/11	@Michigan	79-93	L	13,609	DNP	0-0	*2-1	*29-8	DNP	*6-3	10-5	*8-5	4-1	*15-3	5-3
02/14	NORTHWESTERN	88-75	W	16,018	2-0	0-0	*0-0	*25-3	0-1	6-7	*16-7	*10-8	17-2	*12-7	DNP
02/17	@Michigan State	63-70	L	15,138	0-1	0-1	*5-1	*21-4	0-0	5-6	*4-3	*25-3	3-2	*0-6	0-0
02/21	PURDUE	90-78	W	16,218	2-1	0-0	*0-0	*21-4	0-0	6-2	*6-4	*20-8	13-1	*18-6	4-4
02/26	@Ohio State	80-86	L	13,276	DNP	0-0	*0-1	*23-8	0-0	4-2	*8-8	*17-7	11-4	*17-3	0-1
03/04	IOWA	118-85	W	16,219	1-1	0-0	*11-2	*25-3	5-1	7-5	*19-4	*14-10	21-6	*13-8	0-1
03/11	@Indiana	69-63	W	17,228	DNP	DNP	*8-1	*23-5	DNP	2-6	*2-6	*14-6	4-1	*16-4	0-0
03/15	+Dayton	86-88	L	11,578	DNP	0-1	*0-1	*28-7	DNP	12-5	*4-14	*18-7	15-4	*9-9	0-0

Illini Classic Home Attendance: 14 Games 224443 (16031 Avg)
 *at St. Louis Road Attendance: 15 Games 198658 (13243 Avg)
 \$ Old Style Classic Total Attendance: 29 Games 423101 (14589 Avg)

1989-90 Illinois Awards

- Most Valuable Player** Kendall Gill
- Co-Captains** Kendall Gill, Ervin Small, Stephen Bardo
- Top Free Throw Shooter (Ralf Woods Award)** Andy Kaufman
- Top Inside Defensive Player** Ervin Small
- Top Perimeter Defensive Player** Stephen Bardo
- Top Rebounder** Marcus Liberty (206)
- Shooting Award (Best FG%)** Ervin Small (.568)
- Most Assists** Stephen Bardo (187)
- Orange Crush Spirit of the Fighting Illini Award** Kendall Gill & Stephen Bardo
- Kenny Battle Award** P.J. Bowman



Ervin Small was named Illinois' top inside defensive player in 1990.



Team Highlights

Illinois' 1990 NCAA Tournament appearance was its eighth straight; its streak is the longest current one in the Big Ten. It was also the 11th straight year of post-season play for the Fighting Illini.

Kendall Gill became the first Illinois player to win the Big Ten scoring title since Andy Phillip in 1943.

The Fighting Illini team free throw percentage of .743 for the season is a school record. The previous record was .737, set in 1956.

Illinois shot under .500 (.477) from the field for the first time in five years. The 1989-90 season was the first since 1981-82 that the team did not improve on its previous year's scoring average.

Lou Henson ended the season with 316 career wins at Illinois, tying him with Harry Combes as the school's all-time winningest men's basketball coach.

Kendall Gill scored more than 20 points in each of his last 10 games. He also tied Northwestern's Walker Lambiotte for the Big Ten leadership in steals (1.94 per game).

When Illinois received the fifth seed in the NCAA Midwest Regional in March, it broke a streak of six years during which the team was annually among the top four seeds.

Kendall Gill was selected #5 by the Charlotte Hornets of the NBA in the opening round of the league's draft. Gill's selection was the highest ever for an Illinois basketball player. Stephen Bardo and Marcus Liberty (a junior) were second-round picks by the Atlanta Hawks and the Denver Nuggets, respectively.

Weekly Rankings

	Associated Press	United Press International	USA Today/CNN	Sporting News
Preseason	8	8	6	5
Nov. 27	8	8	8	8
Dec. 4	7	7	6	7
Dec. 11	5	5	5	7
Dec. 18	5	5	5	7
Dec. 25	4	4	4	4
Jan. 1	4	4	4	4
Jan. 8	8	7	8	4
Jan. 15	7	6	7	4
Jan. 22	10	12	13	7
Jan. 29	11	11	12	6
Feb. 5	12	13	15	9
Feb. 12	15	17	15	9
Feb. 19	19	nr	17	12
Feb. 26	18	17	18	12
Mar. 5	20	19	21	
Mar. 12	18			



Marcus Liberty helped the Fighting Illini to their eighth consecutive NCAA tournament appearance in 1990.



1990 seniors Kendall Gill (13), Ervin Small (24), Stephen Bardo (35) and P.J. Bowman (10) helped Illinois to nearly 100 wins over the past four basketball seasons

1989-90 IN REVIEW



THE ATHLETES

- 84 All-Americans
- 85-86 All-Big Ten Selections
- 86 Illini Captains
- 87 Illinois Most Valuable Players
- 87 Illini in the Pros
- 88-89 Illini Basketball Letter Winners
- 89 Illinois Wooden Award Nominees
- 89 Academic All-Americans
- 89 Silver Basketball Trophy Winners
- 90 Academic All-Big Tens
- 90 Kenny Battle Award Winners




Illinois All-Americans

Key to Abbreviations

AP	Associated Press
Arg	Argosy
Ath	Athletic Publications
BN	Basketball News
BKW	Basketball Weekly
BW	Basketball Writers of America
Col	Colliers
Con	Converse
CSAF	Citizens Savings Athletic Foundation.
Helms	Helms Foundation
INS	International News Service
K	Kodak
Look	Look Magazine
MSG	Madison Square Garden
NABC	National Association of Basketball Coaches
NEA	Newspaper Enterprise Association
Omaha	Omaha World Newspaper
PM	Pic Magazine
SN	Sporting News
True	True Magazine
UP	United Press
UPI	United Press International
1st	First Team
2nd	Second Team
3rd	Third Team
HM	Honorable Mention
G	Guard
F	Forward
C	Center

- | | | | | | |
|------|---|------|--|------|--|
| 1915 | Ray Woods - G, 1st (Helms) | 1946 | Jack Burmaster - G, HM (SN)
Bob Doster - F, HM (SN) | 1967 | Jim Dawson - G, HM (Con)
Dave Scholz - C, HM (Con) |
| 1916 | Ray Woods - G, 1st (Helms) | 1947 | Andy Phillip - F-G, 1st (True, NABC), HM (Con)
Jack Smiley - G, 3rd (Helms), HM (Con)
Gene Vance - G, HM (Con) | 1968 | Dave Scholz - C, 1st (Helms), HM (Con) |
| 1917 | Ray Woods - G, 1st (Helms)
Chuck Alwood - C, 1st (Helms) | 1948 | Dwight (Dike) Eddleman - F, 2nd (AP), 3rd (Con, True)
Jack Burmaster - G, HM (Con) | 1969 | Dave Scholz - C, 1st (Helms), 3rd (AP), HM (Con) |
| 1918 | Earl Anderson - F, 1st (Helms) | 1949 | Bill Erickson - G, 1st (Helms, Col) 3rd (SN, UP) | 1970 | Mike Price - G, HM (Con) |
| 1920 | Chuck Carney - F, 1st (Helms) | 1950 | Bill Erickson - G, HM (Con) | 1972 | Nick Weatherspoon - F, HM (Con) |
| 1922 | Chuck Carney - F, 1st (Helms) | 1951 | Don Sunderlage - G, 2nd (Helms, SN), 3rd (UP, Con), HM (AP)
Ted Beach - F, HM (Con)
Rod Fletcher - G, HM (Con) | 1973 | Nick Weatherspoon - F, 1st (CASF), HM (Con) |
| 1937 | Harry Combes - F, 2nd (Omaha) | 1952 | Rod Fletcher - G, 1st (Look, Con, Helms), 2nd (AP, UP, INS, NABC, Col, Ath)
John (Red) Kerr - C, HM (AP, UP, Con)
Irv Bemoras - F, HM (UP, Con)
Jim Bredar - G, HM (UP, Con)
Bob Peterson - C, HM (UP) | 1974 | Jeff Dawson - G, HM (Con) |
| 1938 | Lou Boudreau - F, 1st (MSG)
Louis (Pick) Dehner - C, 3rd (Con) | 1953 | Irv Bemoras - F, 2nd (Con, Helms, Look), HM (AP)
Jim Bredar - G, 2nd (Con, Helms, Look), HM (AP)
John (Red) Kerr - C, HM (AP, INS, Con) | 1975 | Rick Schmidt - F, HM (Con) |
| 1938 | Louis (Pick) Dehner - C, 1st (MSG), 3rd (Con) | 1954 | John (Red) Kerr - C, 2nd (Helms), 3rd (Look, AP, UP), 4th (Con) | 1977 | Audie Matthews - G, HM (Con)
Levi Cobb - F, HM (Con) |
| 1940 | Bill Hapac - F, 1st (Helms, Con) | 1955 | Bill Ridley - G, HM (AP, Con)
Paul Judson - G, HM (INS, Con)
George BonSalle - G, HM (Con) | 1983 | Derek Harper - G, 2nd (AP), 3rd (BN) |
| 1942 | Andy Phillip - F, 1st (Helms)
Jack Smiley - G, HM (SN)
Art Matisen - C, HM (SN)
Ken Menke - F, HM (SN, Con)
Gene Vance - G, HM (SN) | 1956 | Paul Judson - G, 2nd (Con), 3rd (NABC, UP, NEA), HM (INS)
Bruce Brothers - F, HM (Con)
Harv Schmidt - F, HM (Con) | 1984 | Bruce Douglas - G, 3rd (UPI) |
| 1943 | Andy Phillip - F, 1st (Con, PM, Helms, SN, AP, UP, NEA, Look)
Art Matisen - C, HM (Con)
Gene Vance - G, HM (Con) | 1957 | Harv Schmidt - F, 2nd (Con)
George BonSalle - C, 2nd (NABC), HM (Con)
Don Ohl - G, HM (AP, Con) | 1987 | Ken Norman - F, 2nd (AP, BW, SN, K), HM (UPI) |
| 1944 | Walt Kirk - G, HM (Con) | 1958 | Don Ohl - G, 2nd (Con), 3rd (Helms)
Govoner Vaughn - F, HM (Con) | 1988 | Nick Anderson - F, HM (SN)
Kenny Battle - F, HM (SN) |
| 1945 | Walt Kirk - G, HM (Con) | 1959 | Roger Taylor - G, HM (Con) | 1989 | Nick Anderson - F, HM (AP, UPI, SN)
Kenny Battle - F, HM (AP, UPI, SN)
Kendall Gill - G, HM (SN) |
| | | 1960 | Mannie Jackson - G, HM (Con)
Govoner Vaughn - F, HM (Con) | 1990 | Kendall Gill - G, 1st (UPI), 2nd (BKW), 3rd (AP, SN, NABC) |
| | | 1961 | Dave Downey - F, HM (Con)
John Wessels - C, HM (Con) | | |
| | | 1962 | Dave Downey - F, HM (Con)
Bill Burwell - C, HM (Con) | | |
| | | 1963 | Dave Downey - F, 1st (Helms), 2nd (Con), HM (AP)
Bill Small - F-G, HM (Con) | | |
| | | 1964 | Tal Brody - G, HM (SN, Con)
Duane (Skip) Thoren - C, HM (Con) | | |
| | | 1965 | Duane (Skip) Thoren - C, 1st (Helms), 2nd (AP, Con), 3rd (UPI, BN, NABC)
Bogie Redmon - F, HM (Con)
Tal Brody - G, 2nd (SN, Con) | | |
| | | 1966 | Don Freeman - F, 1st (Helms), 2nd (Con, BN), HM (UPI)
Rich Jones - F, HM (Con) | | |



Nick Anderson



Illinois All-Big Ten Selections (1911-Present)

NOTE: All-conference teams from 1911 through 1940 were selected by various publications. Wire services began choosing teams in 1941.

- | | | | | | |
|-----|---|------|---|------|--|
| 911 | Louis Bernstein - F, 2nd
Emmet Poston - F, 3rd | 1943 | Andy Phillip - G-F, 2nd (AP, UPI, INS)
Gene Vance - G, 1st (AP, UPI, INS)
Jack Smiley - F, 1st (AP, UPI, INS)
Art Mathisen - C, 1st (AP, INS), 2nd (UPI)
Ken Menke - F, HM (AP, UPI, INS) | 1960 | Mannie Jackson - G, 2nd (UPI), 3rd (AP)
Govoner Vaughn - F, 2nd (AP), 3rd (UPI) |
| 914 | Dudley Crane - G, 2nd | 1945 | Walt Kirk, Jr. - G, 1st (AP, UPI, INS) | 1961 | Dave Downey - F, 2nd (AP, UPI)
Jerry Colangelo - G, HM (AP, UPI)
Bill Burwell - C, HM (AP, UPI) |
| 915 | Ray Woods - G, 1st
Edward Williford - F, 2nd
Frank Bane - C, 2nd
Sven Duner - G, 2nd
Ralf Woods - F, 3rd | 1946 | Jack Burmaster - G, 2nd (AP, UPI, INS)
Bob Doster - F, 2nd (AP, UPI, INS) | 1962 | Dave Downey - F, 2nd (AP, UPI)
Bill Small - F-G, 3rd, (UPI), HM (AP)
Bill Burwell - C, HM (AP, UPI)
Jerry Colangelo - G, HM (AP) |
| 916 | Ray Woods - G, 1st
Ralf Woods - F, 2nd
Clyde Alwood - C, 3rd | 1947 | Jack Smiley - G, 2nd (AP, UPI, INS)
Gene Vance - G, 2nd (AP, UPI, INS)
Andy Philip - G-F, HM (AP) | 1963 | Dave Downey - F, 1st (AP, UPI)
Bill Small - F-G, 2nd (AP, UPI)
Tal Brody - G, HM (AP)
Bill Burwell - C, HM (AP)
Bob Starnes - F, HM (AP) |
| 917 | Clyde Alwood - C, 1st
Ralf Woods - F, 2nd
Ray Woods - G, 2nd | 1948 | Dwight (Dike) Eddleman - F, 1st (AP), 2nd (UPI)
Jack Burmaster - G, 2nd (AP) | 1964 | Tal Brody - G, 2nd (UPI), 3rd (AP)
Duane (Skip) Thoren - C, 2nd (UPI), 3rd (AP) |
| 918 | Earl Anderson - F, 1st | 1949 | Bill Erickson - G, 1st (AP, UPI, INS)
Dwight (Dike) Eddleman - F, 2nd (AP, UPI, INS)
Jim Marks - F, HM (AP, UPI, INS) | 1965 | Tal Brody - G, 1st (UPI), 2nd (AP)
Duane (Skip) Thoren - C, 1st (AP), 2nd (UPI)
Don Freeman - F, 3rd (UPI) |
| 919 | Paul Taylor - G, 3rd | 1950 | Wally Osterkorn - F-C, 2nd (AP, UPI, INS)
Bill Erickson - G, 2nd (UPI), HM (AP, INS) | 1966 | Don Freeman - F, 1st (AP, UPI)
Rich Jones - F, 3rd (UPI)
Jim Dawson - G, HM (AP) |
| 920 | Charles Carney - G, 1st | 1951 | Don Sunderlage - G, 1st (AP, UPI, INS)
Rod Fletcher - G, 2nd (AP, UPI, INS)
Clive Follmer - F, HM (AP)
Bob Peterson - C, HM (AP) | 1967 | Jim Dawson - G, 1st (UPI), 2nd (AP)
Dave Scholz - C, 2nd (UPI), HM (AP) |
| 921 | Charles Vail - G, 3rd | 1952 | Rod Fletcher - G, 1st (AP, UPI)
Irv Bemoras - F, 2nd (AP, UPI)
John (Red) Kerr - C, 2nd (UPI), HM (AP)
Jim Bredar - G, HM (AP)
Clive Follmer - F, HM (AP)
Bob Peterson - C, HM (AP) | 1968 | Dave Scholz - C, 1st (AP, UPI)
Randy Crews - F, 2nd (AP), HM (UPI) |
| 922 | Charles Carney - F, 1st
John Sabo - G, 2nd | 1953 | Irv Bemoras - F, 1st (AP, UPI)
Jim Bredar - G, 2nd (AP, UPI)
John (Red) Kerr - C, 2nd (AP, UPI) | 1969 | Dave Scholz - F, 1st (AP), 2nd (UPI)
Greg Jackson - C, 2nd (AP)
Randy Crews - F, HM (AP)
Jodie Harrison - G, HM (AP)
Mike Price - G, HM (AP) |
| 924 | Leland Stilwell - C, 1st
Glenn Potter - F, 2nd | 1954 | John (Red) Kerr - C, 1st (AP, INS) | 1970 | Rick Howat - G, HM (AP)
Mike Price - G, HM (AP, UPI) |
| 925 | Russell Daugherty - F, 1st | 1955 | Paul Judson - G-F, 1st (UPI), 2nd (AP)
Bill Ridley - G, HM (UPI) | 1971 | Rick Howat - G, 2nd (AP, UPI) |
| 926 | Leonard Haines - G, 1st | 1956 | Paul Judson - G-F, 1st (AP, UPI, INS)
George BonSalle - C, 1st (UPI), 2nd (AP), HM (INS)
Bill Ridley - G, 1st (AP), 2nd (UPI) | 1972 | Nick Weatherspoon - F, HM (AP, UPI)
Jim Krelle - G, HM (AP, UPI) |
| 927 | Russell Daugherty - F, 1st | 1957 | Don Ohl - G, 1st (AP, UPI)
Harv Schmidt - F, 2nd (AP, UPI)
Roger Taylor - G, HM (AP, UPI) | 1973 | Nick Weatherspoon - F, 1st (AP, UPI)
Jeff Dawson - G, HM (AP, UPI) |
| 929 | John How - F, 2nd
Douglas Mills - G, 2nd | 1958 | Don Ohl - G, 1st (AP, UPI) | 1974 | Rick Schmidt - F, 2nd (AP), HM (UPI)
Jeff Dawson - G, 3rd (UPI) |
| 930 | Douglas Mills - G, 1st
Charles Harper - F, 2nd | 1959 | Roger Taylor - G, 2nd (AP, UPI)
Mannie Jackson - G, HM (AP)
Govoner Vaughn - F, HM (AP)
John Wessels - C, HM (AP) | 1975 | Rick Schmidt - F, HM (AP) |
| 931 | Charles Harper - F, 2nd
Caslon Bennett - C, 3rd | | | 1976 | Rich Adams - F, HM (AP, UPI) |
| 932 | Hudson Hellmich - F, 2nd | | | 1977 | Rich Adams - C, HM (AP)
Audie Matthews - G, HM (AP) |
| 933 | Caslon Bennett - F-C, 2nd | | | 1978 | Audie Matthews - G, HM (AP)
Mark Smith - F, HM (AP) |
| 934 | Frank Froschauer - F, 1st | | | 1979 | Mark Smith - G, 2nd (AP)
Neil Bresnahan - F, HM (AP, UPI)
Derek Holcomb - C, HM (AP)
Eddie Johnson - F, HM (AP) |
| 935 | Frank Froschauer - F, 2nd
Robert Riegel - C, 2nd | | | | |
| 936 | Harry Combes - G-F, 2nd | | | | |
| 937 | Harry Combes - F, 1st
Robert Riegel - C, 2nd | | | | |
| 938 | Louis Dehner - C, 2nd | | | | |
| 939 | Louis Dehner C, 1st
William Hapac - F, 2nd | | | | |
| 940 | William Hapac - F, 1st | | | | |
| 941 | Bob Richmond - G, 1st (AP) | | | | |
| 942 | Andy Philip - G-F, 1st (AP, UPI, INS)
Gene Vance - G, 1st (INS), HM (AP, UPI)
Ken Menke - F, 2nd (UPI, INS), HM (AP)
Jack Smiley - F, 2nd (INS), HM (AP)
Vic Wukovits - G, 2nd (AP) | | | | |



Ilini Captains

1980	Eddie Johnson - F, 2nd (AP, UPI) Mark Smith - F, HM (AP, UPI)	1906	(no captain)	1961	+
1981	Eddie Johnson - F, 1st (AP, UPI) Mark Smith - F, HM (AP, UPI) Derek Holcomb - C, HM (AP, UPI) Derek Harper - G, HM (AP, UPI) Craig Tucker - G, HM (AP, UPI) Perry Range - G, HM (AP)	1907	Herb V. Juul	1962	Jerry Colangelo
1982	Craig Tucker - G, 2nd (UPI), HM (AP) James Griffin - C, 3rd (UPI), HM (AP) Perry Range - G, HM (AP) Derek Harper - G, HM (AP)	1908	M. G. Dadant	1963	Bob Starnes
1983	Derek Harper - G, 1st (AP, UPI) Anthony Welch - F, HM (AP, UPI) Bruce Douglas - G, HM (AP)	1909	H. J. Popperfuss	1964	Bill Edwards
1984	Bruce Douglas - G, 1st (AP, UPI) Efrem Winters - F, 1st (UPI), 2nd (AP) George Montgomery - C, 2nd (UPI), HM (AP) Doug Altenberger - F, HM (AP, UPI) Quinn Richardson - G, HM (AP, UPI)	1910	Carl Watson	1965	Skip Thoren
1985	Bruce Douglas - G, 2nd (AP), HM (UPI) Efrem Winters - F, 3rd (UPI), HM (AP) Anthony Welch - F, 3rd (UPI), HM (AP) Doug Altenberger - G, HM (AP, UPI) Scott Meents - C, HM (AP)	1911	L. S. Bernstein	1966	Don Freeman
1986	Ken Norman - F, 1st (UPI, AP) Bruce Douglas - G, 2nd (AP), 3rd (UPI) Efrem Winters - F, HM (UPI, AP) Anthony Welch - F, HM (AP) Tony Wysinger - G, HM (AP)	1912	W. H. Woolston	1967	Jim Dawson
1987	Ken Norman - F, 1st (AP, UPI) Doug Altenberger - G, 3rd (AP), HM (UPI) Tony Wysinger G, HM (UPI, AP) Lowell Hamilton - F, HM (UPI)	1913	H. W. Dahringer	1968	Benny Louis
1988	Nick Anderson - F, 2nd (AP, UPI) Kenny Battle - F, 3rd (UPI), HM (AP)	1914	E. A. Williford	1969	Dave Scholz
1989	Nick Anderson - F, 1st (AP, UPI) Kenny Battle - F, 2nd (AP, UPI) Kendall Gill - G, HM (AP) Lowell Hamilton - F-C, HM (AP)	1915	Sven Duner	1970	Mike Price and Randy Crews
1990	Stephen Bardo - G, 3rd (UPI) Kendall Gill - G, 1st (AP, UPI) Marcus Liberty - F, 3rd (AP, UPI)	1916	Ray Woods	1971	Rick Howat and Fred Miller
		1917	Clyde G. Alwood	1972	Jim Krelle
		1918	George Halas*	1973	Nick Weatherspoon
		1919	Burt Ingwersen	1974	Jeff Dawson
		1920	Kenneth L. Wilson	1975	Rick Schmidt
		1921	Charles W. Vail	1976	Nate Williams
		1922	Charles R. Carney	1977	Audie Matthews
		1923	Norton Hellstrom	1978	Audie Matthews
		1924	Glenn E. Potter	1979	Larry Lubin
		1925	John W. Mauer	1980	Neal Bresnahan and Levi Cobb
		1926	Leonard M. Haines	1981	Derek Holcomb, Eddie Johnson and Mark Smith
		1927	Russell S. Daughterity	1982	James Griffin, Perry Range and Craig Tucker
		1928	Everett Olson	1983	Kevin Bontemps, Derek Harper and Bryan Leonard
		1929	Ernest F. Dorn	1984	George Montgomery and Quinn Richardson
		1930	Douglas R. Mills	1985	George Montgomery
		1931	Charles B. Harper	1986	Bruce Douglas and Efrem Winters
		1932	Elbert B. Kamp	1987	Doug Altenberger, Ken Norman and Tony Wysinger
		1933	W. Boyd Owen	1988	Glynn Blackwell and Jen Kujawa
		1934	Caslon K. Bennett and Hudson Hellmich	1989	Stephen Bardo Kendall Gill Ervin Small
		1935	Frank Kroschauer		
		1936	Howard J. Braun	*1918	- Halas entered service January 21; E. W. Anderson became acting captain.
		1937	Robert W. Riegel	**1944	- Phillip entered service in spring 1943.
		1938	Louis Boudreau	#1945	- Patrick completed requirements for degree prior to opening of season.
		1939	Thomas Nisbet	##1946	- Kirk entered service in May, 1945.
		1940	William J. Hapac	+1947,	
		1941	John W. Drish	1961	- No captain elected; appointed each game.
		1942	William Hocking	++1955	- Makovsky scholastically ineligible; captain appointed each game.
		1943	Art Mathisen		
		1944	Andy Phillip**		
		1945	Stanley Patrick#		
		1946	Walton Kirk, Jr. ##		
		1947	+		
		1948	Jack Burmaster		
		1949	Dwight Eddleman		
		1950	William B. Erickson		
		1951	Donald Sunderlage		
		1952	Rodney Fletcher		
		1953	Jim Bredar		
		1954	John Kerr		
		1955	Ed Makovsky++		
		1956	Paul Judson		
		1957	Harv Schmidt		
		1958	John Paul		
		1959	Roger Taylor		
		1960	Mannie Jackson		



Illinois Most Valuable Players

941	Bob Richmond	G
942	Andy Phillip	F
943	Andy Phillip	F
944	Stan Patrick	F
945	Walton Kirk, Jr.	G
946	Bob Doster	F
947	Jack Smiley	G
948	Jack Burmaster	G
949	Dwight Eddleman	F
950	Wally Osterkorn	C
951	Don Sunderlage	G
952	Rod Fletcher	G
953	Irv Bemoras	F
954	John Kerr	C
955	Paul Judson	G
956	Bruce Brothers	F
957	Harv Schmidt	F
958	Don Ohl	G
959	Roger Taylor	G
960	Govoner Vaughan	F
961	Dave Downey	F
962	Dave Downey	F
963	Dave Downey	F
964	Skip Thoren	C
965	Skip Thoren	C
966	Don Freeman	F
967	Jim Dawson	G
968	Dave Scholz	C
969	Dave Scholz	F
970	Mike Price	G
971	Rick Howat	G
972	Nick Weatherspoon	F
973	Nick Weatherspoon	F
974	Rick Schmidt	F
975	Rick Schmidt	F
976	Nate Williams	G
977	Audie Matthews	G
978	Audie Matthews	G
979	Mark Smith	G
980	Eddie Johnson	F
981	Eddie Johnson	F
982	James Griffin	C
	Perry Range	G
983	Derek Harper	G
984	Bruce Douglas	G
	Quinn Richardson	G
985	Doug Altenberger	G
986	Ken Norman	F
987	Ken Norman	F
988	Nick Anderson	F
	Kenny Battle	F
989	Nick Anderson	F
990	Kendall Gill	G

Illini in the Pros

Nick Anderson - Orlando (NBA), 1989
 Kenny Battle - Phoenix (NBA), 1989
 Irv Bemoras - Milwaukee (NBA), 1954; St. Louis (NBA), 1957
 Jack Burmaster - Oshkosh (NPBL), 1949; Sheboygan (NPBL), 1950-51
 Jim Dawson - Indiana (ABA), 1968
 Dike Eddleman - Tri-Cities (NBA), 1950-51; Milwaukee (NBA), 1952; Ft. Wayne (NBA), 1952-53
 Bill Erickson - St. Paul (NPBL), 1951
 Don Freeman - Minnesota (ABA), 1968; Miami (ABA), 1969-70; Utah (ABA), 1971; Texas (ABA), 1971; Dallas (ABA), 1972; Indiana (ABA), 1973-74; San Antonio (ABA), 1975; Los Angeles (NBA), 1976
 Kendall Gill - Charlotte (NBA), 1990
 Derek Harper - Dallas (NBA), 1984-85; Sacramento (NBA), 1986-87; Phoenix (NBA) 1987-88
 Rich Jones - Dallas (ABA), 1970; Texas (ABA), 1971; Dallas (ABA), 1972-73; San Antonio (ABA), 1974-75; New York (ABA), 1976; New York Nets (NBA), 1977
 John Kerr - Syracuse (NBA), 1955-63; Philadelphia (NBA) 1964-65; Baltimore (NBA), 1966
 Walt Kersulis - Louisville (NPBL), 1951
 Walton Kirk, Jr. - Ft. Wayne-Indianapolis (NBA), 1949; Anderson & Tri-Cities (NBA), 1950; Milwaukee (NBA), 1952
 Steve Kuberski - Boston (NBA), 1970-74; Milwaukee (NBA), 1975; Buffalo (NBA), 1976; Boston (NBA), 1976-78
 Marcus Liberty - Denver (NBA), 1990
 Ken Menke - Waterloo (NBA), 1950
 Ken Norman - Los Angeles Clippers (NBA), 1987-88
 Don Ohl - Detroit (NBA), 1961-64; Baltimore (NBA), 1965-68; St. Louis (NBA), 1968; Atlanta (NBA), 1969-70
 Wally Osterkorn - St. Paul & Sheboygan (NPBL), 1951; Syracuse (NBA), 1951-55
 Stan Patrick - Waterloo & Sheboygan (NPBL), 1950
 Andy Phillip - Chicago (NBA), 1948-50; Philadelphia (NBA), 1951-52; Ft. Wayne (NBA), 1953-56; Boston (NBA), 1956-58
 Mike Price - New York (NBA), 1971-72; Indiana (ABA), 1972; Philadelphia (NBA), 1973
 Dave Scholz - Philadelphia (NBA), 1970
 Oliver Shoaff - Hammond (NPBL), 1949
 Jack Smiley - Ft. Wayne (NPBL), 1948; Ft. Wayne (NBA), 1949; Anderson & Waterloo (NBA), 1950; Waterloo (NPBL), 1951

Don Sunderlage - Milwaukee (NBA), 1954; Minneapolis (NBA), 1955
 Roger Taylor - Cleveland & New York (ABL), 1962; Philadelphia (ABL), 1963
 Skip Thoren - Minnesota (ABA), 1968; Miami (ABA), 1969-70
 Gene Vance - Chicago (NBA), 1948-49; Tri-Cities (NBA), 1950-51; Milwaukee (NBA), 1952
 Govoner Vaughn - Chicago & Hawaii (ABL), 1962; Oakland (ABL), 1963
 Nick Weatherspoon - Capital (NBA), 1974; Washington (NBA), 1975-77; Seattle (NBA), 1977; Chicago (NBA), 1978; San Diego (NBA), 1979-81
 John Wessels - Chicago (ABL), 1962



Kenny Battle



Illini Basketball Letterwinners

- Adams, Rich, 1975, 76, 77, 78
Altenberger, Bill, 1955, 56, 57
Altenberger, Doug, 1983, 84, 85, 87
Altenmeyer, Vern, 1959, 60
Alwood, Clyde, 1915, 16, 17
Anderson, Earl, 1918
Anderson, Nick, 1988, 89
Anderson, Van, 1948, 49, 50
Applegan, Clarence, 1916
Bane, Frank, 1914, 15
Bardo, Stephen, 1987, 88, 89, 90
Bartholomew, Robert, 1930, 31, 32
Battle, Kenny, 1988, 89
Bauer, Larry, 1964
Baumgardner, Max, 1951, 53
Beach, Ted, 1950, 51
Bemoras, Irvin, 1951, 52, 53
Benham, Harold, 1935, 36
Bennett, Caslon, 1931, 32, 33
Bergeson, Carl, 1930
Bernstein, Louis, 1909, 10
Beynon, Jack, 1934, 35
Blackwell, Glynn, 1986, 87, 88
Blackwell, Mel, 1964
Blout, Bryon, 1936, 37
BonSalle, George, 1955, 56, 57
Bontemps, Kevin, 1980, 81, 82, 83
Boudreau, Lou, 1937, 38
Bowman, P.J., 1989, 90
Braun, Howard, 1934, 35, 36
Bredar, James, 1951, 52, 53
Bresnahan, Neil, 1977, 78, 79, 80
Breyfogle, Larry, 1958
Britton, Earl, 1924
Brody, Tal, 1963, 64, 65
Brothers, Bruce, 1954, 55, 56
Brown, Bob, 1964, 66
Brundage, Avery, 1908
Bunkenberg, Bruce, 1958, 59, 60
Burmester, Jack, 1945, 46, 47, 48
Burwell, Bill, 1961, 62, 63
Busboom, Les, 1967, 68, 69
Bushell, Tim, 1974
Caiazza, Ted, 1957
Cann, Fremont, 1928
Carmichael, Tom, 1974, 75
Carney, Charles, 1920, 21, 22
Cermack, Jerome, 1907
Cobb, Levi, 1977, 78, 79, 80
Cohen, Larry, 1972
Colangelo, Jerry, 1960, 61, 62
Collins, Walter, 1921, 22
Combes, Harry, 1935, 36, 37
Conner, Nick, 1971, 72, 73
Craig, Hal, 1946
Crane, Dudley, 1914
Crews, Randy, 1968, 69, 70
Cronk, Howard, 1940
Curless, Jerry, 1961
Dadant, Maurice, 1906, 07, 08
Dahringer, Homer, 1912, 13
Daniels, Jay, 1982, 83
Daughterity, Russell, 1925, 26, 27
Davies, Carl, 1938
Dawson, Jeff, 1973, 74
Dawson, Jim, 1965, 66, 67
DeDecker, Jim, 1971, 72
Dehner, Louis, 1935, 38, 39
Deimling, Keston, 1926, 27, 28
Delaney, Donald, 1944, 45
DeMoulin, Ray, 1944
Deputy, Donn, 1974
Dezort, Tom, 1970
Dillon, David, 1941
Doolen, Bryan, 1926
Dorn, Ernest, 1927, 28, 29
Doster, Robert, 1946, 47
Douglas, Bruce, 1983, 84, 85, 86
Downey, Dave, 1961, 62, 63
Drew, Earl, 1928, 29
Drish, John, 1939, 40, 41
Duner, Swen, 1913, 14, 15
Dunlap, Ron, 1966, 67
Dutcher, James, 1954, 55
Eddleman, Dwight, 1947, 48, 49
Edwards, Bill, 1962, 63, 64
Elwell, Dan, 1916
Erickson, William, 1947, 48, 49, 50
Evers, Walter, 1940
Farnham, Brad, 1974, 75
Felmley, John, 1917, 20
Fencl, Fred, 1934
Fencl, George, 1930, 31, 32
Ferdinand, Ken, 1976, 77
Flessner, Deon, 1966, 67
Fletcher, Ralph, 1919
Fletcher, Rodney, 1950, 51, 52
Foley, Richard, 1947, 48, 49
Follmer, Clive, 1951, 52, 53
Follmer, Mack, 1950, 51
Foster, Jed, 1971, 72, 73
Fowler, Charles, 1942
Frandsen, Lee, 1959, 60
Frank, Joseph, 1938, 39, 40
Freeman, Don, 1964, 65, 66
Fronczak, Stan, 1948
Froschauer, Frank, 1933, 34, 35
Fulton, Clifton, 1943, 50
Gates, Ralph, 1912
Gates, William, 1936
Gatewood, Roy, 1950
Gadvilas, Leo, 1945
Geers, Tim, 1990
Gerecke, Herbert, 1951, 52
Gerhardt, Tom, 1976, 77, 78
Gibbs, Paul, 1933
Gibson, Ken, 1990
Gill, Kendall, 1987, 88, 89, 90
Gillespie, Gordon, 1944
Gosnell, Alan, 1958, 59, 60
Graff, Dennis, 1974
Gray, Reno, 1978, 80
Green, Fred, 1946, 47, 48, 49
Green, Jim, 1987
Greene, Royner, 1934, 35
Griffin, James, 1979, 80, 81, 82
Guttschow, Roy, 1934, 35
Haffner, Scott, 1985
Haines, Leonard, 1924, 25, 26
Halas, George, 1917, 18
Hall, Albert, 1910, 12
Haller, Tom, 1957
Handlon, Colin, 1938, 39, 40
Hamilton, Lowell, 1986, 87, 88, 89
Hapac, William, 1938, 39, 40
Harper, Charles, 1929, 30, 31
Harper, Derek, 1981, 82, 83
Harrison, Jodie, 1968, 69
Hellmich, Hudson, 1932, 33, 34
Hellstrom, Norton, 1921, 23
Henry, Wilber, 1935, 36, 37
Hill, Herbert, 1929
Hinton, Larry, 1964, 65, 66
Hocking, William, 1940, 41, 42
Hoffmann, R. W., 1913
Holcomb, Derek, 1979, 80, 81
Hollopeter, Cecil, 1925
Hooper, Max, 1952, 53, 54
Hortin, Gordon, 1944
How, John, 1928, 29
Howat, Rick, 1969, 70, 71
Humphrey, Dwight, 1946, 47
Ingwersen, Bert, 1918, 19, 20
Jackson, Greg, 1969, 70, 71
Jackson, Mannie, 1958, 59, 60
Johansen, Bob, 1965, 66, 67
Johnson, Eddie, 1978, 79, 80, 81
Johnson, Howard, 1974, 75
Jones, Mike, 1978
Jones, Rich, 1966, 67
Jones, Rodney, 1990
Judson, Howard, 1944, 45
Judson, Paul, 1954, 55, 56
Judson, Phil, 1955, 56
Judson, Rob, 1977, 78, 79, 80
Juil, Herbert, 1906, 07
Kamm, Albert, 1933, 34
Kamm, Alfred, 1934
Kamp, Elbert, 1930, 31, 32
Kamp, Robert, 1930, 31, 32
Karnes, T. D., 1924, 25
Kassel, Charles, 1925, 26
Kaufman, Andy, 1990
Kawal, Ed, 1930
Keller, Charles, 1986
Kerr, John, 1952, 53, 54
Kersulis, Walt, 1945, 48, 49, 50
Kircher, Helmuth, 1913, 14
Kirk, Walt, 1944, 45, 47
Klusendorf, Don, 1984
Kopp, William, 1919
Kpedi, Andy, 1990
Krelle, Jim, 1970, 71, 72
Kujawa, Jens, 1986, 87, 88
Kunz, Phil, 1987, 88
Landt, Louis, 1959, 60



anter, Steve, 1977, 79
 asater, Harry, 1938
 eddy, George, 1946
 eeper, Sam, 1962
 eighty, Rick, 1976, 77
 eo, Herbert, 1911, 12
 eonard, Bryan, 1981, 82, 83
 ibility, Marcus, 1989, 90
 indsay, Forrest, 1926
 ipe, Cordon, 1923, 24, 25, 26
 ipe, K. Jack, 1925, 26
 ove, John, 1962, 64
 ovelace, Jay, 1962
 ouis, Benny, 1966, 67, 68
 ubin, Larry, 1976, 77, 78, 79
 MacDonald, Mike, 1989
 akovsky, Ed, 1953, 54
 anzke, Edward, 1989
 arks, James, 1948, 49
 arks, John, 1951
 arkworth, Martin, 1936
 arkin, Hollie, 1926
 arthisen, Arthur, 1941, 42, 43
 atthews, Audie, 1975, 76, 77, 78
 auer, John, 1924, 25, 26
 ay, Elbridge, 1929, 30, 31
 McClure, Ray, 1946
 McKay, Ernest, 1917
 McKay, Robert, 1927
 McKeown, Bill, 1964, 65
 ee, Julian, 1920, 21
 eents, Scott, 1983, 84, 85, 86
 enke, Ken, 1942, 43, 47
 enke, Robert, 1946
 ettile, Jerry, 1967
 eyer, Matt, 1979
 iller, Fred, 1969, 70, 71
 ills, Coke, 1935
 ills, Doug, 1961, 62
 ills, Douglas, 1928, 29, 30
 ittleman, Benjamin, 1918, 19
 ontgomery, George, 1982, 83, 84, 85
 oore, Vernon, 1932
 orris, Bill, 1972
 orton, Robert, 1944, 45
 roz, Wallie, 1946
 isbet, Tom, 1937, 38, 39
 orman, Ken, 1985, 86, 87
 hyl, Don, 1956, 57, 58
 lson, Everette, 1927
 y'Neal, Alvin, 1971
 y'Neal, Robert, 1941
 rrr, John, 1945
 sterikorn, Walter, 1948, 49, 50
 tto, Gordon, 1916
 wen, William, 1931, 32, 33
 ace, Dennis, 1967, 68, 69
 arker, Curtis, 1924
 arker, Edwin, 1942
 arker, Kenneth, 1943
 atrick, Stan, 1944
 aul, John, 1957, 58
 earson, Preston, 1966, 67
 enn, Albert, 1908
 erry, Edward, 1958, 59, 60

Peterson, Robert, 1951, 52, 53
 Phillip, Andrew, 1942, 43, 47
 Phillips, Charles, 1938
 Plew, Elmer, 1953, 54
 Popken, Roland, 1922, 23, 24
 Popperfuss, Henry, 1908, 09, 10
 Poston, Emmett, 1909, 11
 Potter, Glenn, 1922, 23, 24
 Price, Mike, 1968, 69, 70
 Probst, J. S., 1918
 Range, Perry, 1979, 80, 81, 82
 Redmon, Bogie, 1963, 64, 65
 Reitsch, Henry, 1921
 Rennacher, Roy, 1909
 Renner, Jerry, 1961
 Reynolds, Kenneth, 1925, 26, 27
 Richardson, Quinn, 1981, 82, 84
 Richmond, Robert, 1939, 41
 Ridley, William, 1954, 55, 56
 Reigel, Robert, 1935, 36, 37
 Riley, Roy, 1906
 Roberson, Garvin, 1972, 73
 Roberts, Dave, 1973, 74, 75
 Roettger, Walter, 1922, 23
 Rowe, Robert, 1946
 Rucks, Bill, 1974, 75
 Rucks, Jim, 1972

Ryan, Edward, 1906, 07
 Sabo, John, 1921, 22
 Sachs, Henry, 1939, 40, 41
 Schafer, Tom, 1984
 Schmidt, Harv, 1955, 56, 57
 Schmidt, Rick, 1973, 74, 75
 Scholz, Dave, 1967, 68, 69
 Schroeder, C.J., 1972, 73, 74
 Schuldt, James, 1951, 53
 Searcy, Ed, 1960
 Seyler, Jim, 1944, 45, 46
 Shapiro, Harold, 1939, 40, 41
 Shapland, Bob, 1970, 71
 Shapland, Mark, 1989
 Shirley, Alton, 1943
 Shoaff, Oliver, 1943
 Small, Bill, 1961, 62, 63
 Small, Ervin, 1988, 89, 90
 Smiley, Arthur, 1942, 43, 46, 47
 Smith, Dave, 1974
 Smith, Larry, 1987, 88, 89
 Smith, Mark, 1978, 79, 80, 81
 Solyom, Andrew, 1928
 Staab, Jake, 1944, 45
 Starnes, Bob, 1961, 62, 63
 Sterneck, Morris, 1954
 Stewart, Charles, 1906, 07

Illinois Wooden Award Nominees

The John R. Wooden Award, first awarded in 1976, is presented annually to an outstanding basketball player. The award, named after the famous UCLA coach, is sponsored by the Los Angeles Athletic Club. Twelve candidates are selected by the club's National Advisory Board, according to the award's criteria, which includes a 2.0 cumulative grade point average. The winner is selected by votes from 1,000 sportscasters and writers from each of the 50 states.

- 1987 Kenny Norman
- 1990 Kendall Gill

Silver Basketball Trophy Winners

The Silver Basketball Trophy is given each year by the *Chicago Tribune* to the Most Valuable Player in the Big Ten Conference. Prior to the Silver Basketball Trophy, Andy Phillip was named Most Valuable Player in 1943.

Academic All-Americans

(Voted by College Sports Information Directors of America, 1964-)

- 1965 Tal Brody - G, 2nd
- 1967 Jim Dawson - G, 2nd
Dave Scholz - C, HM
- 1968 Dave Scholz - C, 1st
- 1969 Denny Place - G-F, 3rd
- 1970 Rick Howat - G, 3rd
- 1971 Rick Howat - G, 1st
- 1974 Rick Schmidt - F, 1st
Jeff Dawson - G, 2nd
- 1975 Rick Schmidt - F, 1st
- 1976 Otho Tucker - G, 3rd
- 1979 Rob Judson - G, 4th
Steve Lanter - G, 4th

THE ATHLETES



Stilwell, Leland, 1922, 23, 24
 Stout, Hiles, 1955, 56, 57
 Swanson, Harold, 1936, 37
 Sunderlage, Don, 1949, 50, 51
 Tabor, Hubert, 1922
 Tallmadge, Floyd, 1906
 Tarwain, John, 1930
 Taylor, Brooks, 1990
 Taylor, Curtis, 1986
 Taylor, Paul, 1918, 19, 20
 Taylor, Roger, 1957, 58, 59
 Theobald, William, 1933
 Thompson, Thomas, 1908, 09, 10
 Thoren, Skip, 1963, 64, 65
 Thurlby, Burdette, 1948, 49, 50
 Tucker, Craig, 1981, 82
 Tucker, Otho, 1973, 75, 76
 Vail, Charles, 1918, 20, 21
 Vance, Eugene, 1942, 43, 47
 Vaughn, Govoner, 1958, 59, 60
 Vopicka, James, 1936, 37
 Vopicka, Jim, 1964, 65
 Walquist, Lawrence, 1920, 21, 22
 Wardley, George, 1937, 38, 39
 Washington, Mike, 1975, 76
 Watson, Carl, 1909, 10
 Weatherspoon, Nick, 1971, 72, 73
 Welch, Anthony, 1982, 83, 85, 86
 Wente, Mike, 1974
 Wessels, John, 1959, 60, 61
 Westervelt, Kevin, 1980
 Westfall, Curtis, 1907
 White, James, 1911, 12, 13
 Williams, Nate, 1975, 76
 Williford, Edward, 1913, 14, 15
 Wilson, Kenneth, 1919, 20
 Windmiller, Bob, 1969, 70
 Winters, Efrem, 1983, 84, 85, 86
 Woods, Ralf, 1915, 16, 17
 Woods, Ray, 1915, 16, 17
 Woodward, Reggie, 1986
 Woolston, William, 1911, 12
 Wright, James, 1952, 53, 54
 Wukovits, Victor, 1940, 41, 42
 Wysinger, Tony, 1984, 85, 86, 87

Academic All-Big Ten


1965	Tal Body, G
1967	Dave Scholz, C
1968	Dave Scholz, C
1969	Denny Pace, G/F Dave Scholz, C
1970	Rick Howat, G
1971	Rick Howat, G
1973	Jeff Dawson, G Otho Tucker, G
1974	Rick Schmidt, F
1975	Rick Schmidt, F
1976	Otho Tucker, G
1979	Rob Judson, G
1980	Rob Judson, G
1982	Bryan Leonard, F
1983	Bryan Leonard, F
1976	Jens Kujawa, C
1988	Jens Kujawa, C

Kenny Battle Award

The Kenny Battle Award honors the former Fighting Illini forward who was known for his tremendous amount of effort exerted in games, as well as practices. The award originated during practice as Head Coach Lou Henson talked about the kind of effort a player gave in practice and during game time. Henson expressed his wish for every player to come out and give what Kenny Battle did. In the words of Assistant Coach Mark Coomes, "Kenny Battle exemplified giving with everything he had all the time — 100 percent effort."

The coaches felt no one could come up to the effort Battle contributed, but encouraged everyone to try to come close. The winner is chosen by the players and the coaches.

1989	Kendall Gill
1990	P.J. Bowman



Kendall Gill



FOR THE RECORD

92	Illinois Basketball Year-By-Year
92	Illinois Coaching Records
93	Year-By-Year Individual Leaders
94	All-Time Big Ten Standings
95	All-Time Top 15 Illinois Scorers
95	All-Time Top 15 Illinois Rebounders
96-97	Illinois Team Statistics 1962-1990
98-99	Illinois Record vs. Opponents
100	Illinois In Postseason Action
101-107	Year-By-Year Scores in the Modern Era
108-109	Individual Varsity Records
109	Team Varsity Records
109-110	Opponent Records
111-113	Assembly Hall Records



Illinois Basketball Year-by-Year

Year	Coach	Season		Big Ten		Big Ten Finish
		W	L	W	L	
1906	Elwood Brown	6	8	2	6	fifth (T)
1907	F.L. Pinckney	1	10	0	8	fifth
1908	Fletcher Lane	20	6	4	4	third
1909	Herb V. Juul	8	6	5	6	fourth
1910	Herb V. Juul	5	4	5	4	fourth
1911	T.E. Thompson	6	6	6	5	fourth
1912	T.E. Thompson	8	8	4	8	fifth
1913	Ralph R. Jones	10	6	7	6	fifth
1914	Ralph R. Jones	9	4	7	3	third
1915	Ralph R. Jones	16	0	12	0	FIRST
1916	Ralph R. Jones	13	3	9	3	second (T)
1917	Ralph R. Jones	13	3	10	2	FIRST (T)
1918	Ralph R. Jones	9	6	6	6	fourth (T)
1919	Ralph R. Jones	6	8	5	7	fifth
1920	Ralph R. Jones	9	4	8	4	third
1921	Frank J. Winters	11	7	7	5	fourth (T)
1922	Frank J. Winters	14	5	7	5	fourth (T)
1923	J. Craig Ruby	9	6	7	5	fourth (T)
1924	J. Craig Ruby	11	6	8	4	FIRST (T)
1925	J. Craig Ruby	11	6	8	4	third (T)
1926	J. Craig Ruby	9	8	6	6	fifth (T)
1927	J. Craig Ruby	10	7	7	5	fourth (T)
1928	J. Craig Ruby	5	14	2	10	ninth (T)
1929	J. Craig Ruby	10	7	6	6	fifth (T)
1930	J. Craig Ruby	8	8	7	5	fourth (T)
1931	J. Craig Ruby	12	5	7	5	fifth
1932	J. Craig Ruby	11	6	7	5	fifth
1933	J. Craig Ruby	11	7	6	6	fifth (T)
1934	J. Craig Ruby	13	6	7	5	fourth
1935	J. Craig Ruby	15	5	9	3	FIRST (T)
1936	J. Craig Ruby	13	6	7	5	third (T)
1937	Douglas R. Mills	14	4	10	2	FIRST (T)
1938	Douglas R. Mills	9	9	4	8	eighth (T)
1939	Douglas R. Mills	14	5	8	4	third
1940	Douglas R. Mills	14	6	7	5	fourth (T)
1941	Douglas R. Mills	13	7	7	5	third (T)
1942	Douglas R. Mills	18	5	13	2	FIRST
1943	Douglas R. Mills	17	1	12	0	FIRST
1944	Douglas R. Mills	11	9	5	7	sixth
1945	Douglas R. Mills	13	7	7	5	third
1946	Douglas R. Mills	14	7	7	5	fifth (T)
1947	Douglas R. Mills	14	6	8	4	second (T)
1948	Harry Combes	15	5	7	5	third (T)
1949	Harry Combes	21	4	10	2	FIRST
1950	Harry Combes	14	8	7	5	third (T)
1951	Harry Combes	22	5	13	1	FIRST
1952	Harry Combes	22	4	12	2	FIRST
1953	Harry Combes	18	4	14	4	second
1954	Harry Combes	17	5	10	4	third (T)
1955	Harry Combes	17	5	10	4	second (T)
1956	Harry Combes	18	4	11	3	second
1957	Harry Combes	14	8	7	7	seventh
1958	Harry Combes	11	11	5	9	eighth (T)
1959	Harry Combes	12	10	7	7	fifth (T)
1960	Harry Combes	16	7	8	6	third (T)
1961	Harry Combes	9	15	5	9	seventh
1962	Harry Combes	15	8	7	7	fourth (T)
1963	Harry Combes	20	6	11	3	FIRST (T)
1964	Harry Combes	13	11	6	8	sixth (T)
1965	Harry Combes	18	6	10	4	third
1966	Harry Combes	12	12	8	6	third (T)
1967	Harry Combes	12	12	6	8	seventh (T)
1968	Harv Schmidt	11	12	6	8	seventh (T)
1969	Harv Schmidt	19	5	9	5	second (T)

Year	Coach	Season		Big Ten		Big Ten Finish
		W	L	W	L	
1970	Harv Schmidt	15	9	8	6	third (T)
1971	Harv Schmidt	11	13	5	9	fifth (T)
1972	Harv Schmidt	14	10	5	9	eighth (T)
1973	Harv Schmidt	14	10	8	6	third (T)
1974	Harv Schmidt	5	18	2	12	ninth (T)
1975	Gene Bartow	8	18	4	14	ninth (T)
1976	Lou Henson	14	13	7	11	seventh (T)
1977	Lou Henson	16	14	8	10	sixth
1978	Lou Henson	13	14	7	11	seventh
1979	Lou Henson	19	11	7	11	seventh
1980	Lou Henson	22	13	8	10	sixth (T)
1981	Lou Henson	21	8	12	6	third
1982	Lou Henson	18	11	10	8	sixth
1983	Lou Henson	21	11	11	7	second (T)
1984	Lou Henson	26	5	15	3	FIRST (T)
1985	Lou Henson	26	9	12	6	second
1986	Lou Henson	22	10	11	7	fourth (T)
1987	Lou Henson	23	8	13	5	fourth
1988	Lou Henson	23	10	12	6	third (T)
1989	Lou Henson	31	5	14	4	second
1990	Lou Henson	21	8	11	7	fourth (T)

Illinois Coaching Records

Coach	Years	Total		Games	Won	Lost	Pct.
		Yrs.	Yrs.				
Elwood Brown	1906	1	1	14	6	8	.429
F. L. Pinckney	1907	1	1	11	1	10	.091
Fletcher Lane	1908	1	1	26	20	6	.769
Herb V. Juul	1909-10	2	2	23	13	10	.565
T. E. Thompson	1911-12	2	2	28	14	14	.500
Ralph R. Jones	1913-20	8	8	119	85	34	.714
Frank J. Winters	1921-22	2	2	37	25	12	.676
J. Craig Ruby	1923-36	14	14	245	148	97	.604
Douglas R. Mills	1937-47	11	11	217	151	66	.696
Harry Combes	1948-67	20	20	466	316	150	.678
Harv Schmidt	1968-74	7	7	166	89	77	.536
Gene Bartow	1975	1	1	26	8	18	.308
Lou Henson	1976-	15	15	466	316	150	.678



Harry Combes



J. Craig Ruby



Doug Mills

FOR THE RECORD



Year-By-Year Individual Leaders

Total Points (Avg.)

1906-(statistical info. not available)	
1907-Edward Ryan	94 (8.5) *
1908-Henry Popperfuss	401 (15.4) *
1909-Carl Watson	142 (10.9) *
1910-Albert Hall	66 (7.3) *
1911-Emmett Poston	90 (7.5) *
1912-Albert Hall	113 (7.1) *
1913-Homer Dahringer	169 (10.6)
1914-Edward Williford	130 (10.0) *
1915-Edward Williford	116 (7.3)
1916-Ralf Woods	122 (12.2)
1917-Ralf Woods	164 (10.3)
1918-Earl Anderson	201 (13.4)
1919-Ken Wilson	118 (8.5) *
1920-Charles Carney	215 (16.5)
1921-Charles Vail, Jr.	108 (6.0)
1922-Charles Carney	249 (13.1)
1923-Walter Roettger	129 (8.9)
1924-Leland Stilwell	129 (7.6)
1925-Russell Daugherty	111 (6.5)
1926-Russell Daugherty	99 (5.8)
1927-Russell Daugherty	135 (7.9)
1928-John How	125 (7.4)
1929-John How	102 (6.0)
1930-Charles Harper	76 (4.8)
1931-Charles Harper	124 (7.3)
1932-Caslon Bennett	106 (6.2)
1933-Frank Froschauer	140 (7.8)
1934-Frank Froschauer	170 (8.9)
1935-Frank Froschauer	147 (7.4)
1935-Bob Riegel	147 (7.4)
1936-Harry Combes	154 (8.1)
1937-Lou Boudreau	157 (8.7)
1938-Louis Dehner	223 (12.4)
1939-Louis Dehner	239 (12.6)
1940-William Hapac	244 (12.2)
1941-Art Mathisen	178 (8.9)
1942-Andy Phillip	232 (10.1)
1943-Andy Phillip	305 (16.9)
1944-Stan Patrick	240 (12.0)
1945-Walt Kirk	212 (10.6)
1946-Bob Doster	273 (13.0)
1947-Andy Phillip	192 (9.6)
1948-Dwight Eddleman	277 (13.9)
1949-Dwight Eddleman	329 (13.1)
1950-Wally Osterkorn	333 (15.1)
1951-Don Sunderlage	471 (17.4)
1952-John Kerr	357 (13.7)
1953-John Kerr	386 (17.5)
1954-John Kerr	556 (25.3)
1955-Paul Judson	363 (16.5)
1956-George BonSalle	321 (22.9)
1957-Harv Schmidt	414 (18.8)
1958-Don Ohl	431 (19.6)
1959-Roger Taylor	376 (17.9)
1960-Govoner Vaughn	411 (17.9)
1961-Dave Downey	402 (16.8)
1962-Dave Downey	445 (20.2)
1963-Dave Downey	513 (19.7)
1964-Skip Thoren	488 (20.3)
1965-Skip Thoren	533 (22.2)
1966-Don Freeman	668 (27.8)
1967-Jim Dawson	521 (21.7)
1968-Dave Scholz	529 (22.0)
1969-Dave Scholz	459 (19.1)
1970-Greg Jackson	409 (17.0)
1971-Rick Howat	474 (20.6)
1972-Nick Weatherspoon	500 (20.8)
1973-Nick Weatherspoon	600 (25.0)
1974-Rick Schmidt	493 (21.4)

1975-Rick Schmidt	524 (20.2)
1976-Rich Adams	429 (15.9)
1977-Audie Matthews	479 (16.0)
1978-Audie Matthews	327 (12.1)
1979-Mark Smith	404 (13.5)
1980-Eddie Johnson	610 (17.4)
1981-Eddie Johnson	500 (17.2)
1982-Craig Tucker	450 (15.5)
1983-Derek Harper	492 (15.4)
1984-Efrem Winters	456 (14.7)
1985-Anthony Welch	415 (11.9)
1986-Ken Norman	525 (16.4)
1987-Ken Norman	641 (20.7)
1988-Nick Anderson	525 (15.9)
1989-Nick Anderson	647 (18.0)
1990-Kendall Gill	581 (20.0)

*Some statistical information is not available, thus averages were multiplied by games played to give an estimate.

Total Rebounds (Avg.)

1959-John Wessels	205 (9.3)
1960-Govoner Vaughn	187 (8.1)
1961-Dave Downey	267 (11.1)
1962-Dave Downey	269 (12.2)
1963-Dave Downey	254 (9.8)
1964-Skip Thoren	331 (13.8)
1965-Skip Thoren	349 (14.5)
1966-Don Freeman	285 (11.9)
1967-Dave Scholz	250 (10.9)
1968-Dave Scholz	230 (9.6)
1969-Dave Scholz	209 (8.7)
1970-Greg Jackson	234 (9.8)
1971-Nick Weatherspoon	246 (10.7)
1972-Nick Weatherspoon	265 (11.0)
1973-Nick Weatherspoon	295 (12.3)
1974-Rick Schmidt	165 (7.2)
1975-Rick Schmidt	139 (5.3)
1976-Rich Adams	158 (5.9)
1977-Levi Cobb	192 (6.4)
1978-Neil Bresnahan	195 (7.2)
1979-Neil Bresnahan	236 (7.9)
1980-Eddie Johnson	310 (8.9)
1981-Eddie Johnson	267 (9.2)
1982-James Griffin	204 (7.0)
1983-Efrem Winters	213 (6.9)
1984-George Montgomery	224 (7.2)
1985-Efrem Winters	252 (7.2)
1986-Ken Norman	226 (7.1)
1987-Ken Norman	303 (9.8)
1988-Nick Anderson	217 (6.6)
1989-Nick Anderson	285 (7.9)
1990-Marcus Liberty	206 (7.7)

Field Goal Percentage

(Min. 3 attempts per game)

1948-Jim Marks	351 (33-94)
1949-Fred Green	338 (65-192)
1950-Wally Osterkorn	406 (125-308)
1951-Clive Follmer	386 (88-228)
1952-John Kerr	392 (143-365)
1953-Clive Follmer	406 (82-202)
1954-Jim Dutcher	441 (30-68)
1955-Phil Judson	444 (35-79)
1956-Harv Schmidt	431 (113-262)
1957-Harv Schmidt	432 (156-361)
1958-Roger Taylor	435 (97-223)
1959-Ed Perry	489 (46-94)
1960-Lee Frandsen	477 (41-86)
1961-Jerry Colangelo	459 (128-279)
1962-Bob Starnes	477 (81-170)
1963-Bill Burwell	500 (158-316)
1964-Skip Thoren	501 (187-373)
1965-Skip Thoren	560 (219-391)
1966-Bob Brown	478 (44-92)
1967-Deon Flessner	466 (85-182)
1968-Jodie Harrison	553 (88-159)
1969-Jodie Harrison	608 (87-143)
1970-Fred Miller	507 (107-211)
1971-Rick Howat	485 (190-391)
1972-Larry Cohen	457 (42-92)
1973-Nick Corner	462 (136-294)
1974-Tom Carmichael	500 (48-96)
1975-Tom Carmichael	608 (54-89)
1976-Nate Williams	534 (102-191)
1977-Audie Matthews	510 (202-396)
1978-Rob Judson	514 (76-148)
1979-Derek Holcomb	539 (90-167)
1980-Mark Smith	552 (187-339)
1981-Derek Holcomb	569 (70-123)
1982-Perry Range	521 (146-280)
1983-Derek Harper	537 (198-369)
1984-Q. Richardson	588 (94-160)
1985-Ken Norman	632 (86-136)
1986-Ken Norman	641 (216-337)
1987-Ken Norman	578 (256-443)
1987-Lowell Hamilton	578 (149-258)
1988-Kenny Battle	578 (197-341)
1989-Kenny Battle	604 (218-361)
1990-Ervin Small	568 (75-132)

Free Throw Percentage

(Min. 1.5 FTs made per game)

1948-Bill Erickson	617 (37-60)
1949-Don Sunderlage	684 (39-57)
1950-Burdette Thurlby	722 (52-72)
1951-Ted Beach	825 (47-57)
1952-Clive Follmer	765 (91-119)
1953-Max Hooper	790 (45-57)
1954-Max Hooper	812 (34-42)
1955-Bill Ridley	726 (88-124)
1956-Harv Schmidt	793 (69-87)
1957-Harv Schmidt	761 (102-134)
1958-Roger Taylor	840 (68-81)
1959-Roger Taylor	833 (60-72)
1960-Govoner Vaughn	865 (83-96)
1961-Bill Small	894 (42-47)
1962-Bill Small	864 (70-81)
1963-Bob Starnes	800 (84-105)
1964-Tal Brody	684 (91-133)
1965-Bogie Redman	833 (55-66)
1966-Don Freeman	771 (152-197)
1967-Jim Dawson	762 (93-122)



1968-Mike Price	.729	(62-85)
1969-Randy Crews	.767	(46-60)
1970-Mike Price	.824	(89-108)
1971-Rick Howat	.832	(94-113)
1972-Larry Cohen	.867	(39-45)
1973-Jeff Dawson	.814	(83-102)
1974-Dennis Graff	.862	(50-58)
1975-Rick Schmidt	.804	(144-179)
1976-Otho Tucker	.764	(68-89)
1977-Audie Matthews	.798	(75-94)
1978-Rob Judson	.957	(45-47)
1979-Mark Smith	.771	(84-109)
1980-Mark Smith	.817	(161-197)
1981-Mark Smith	.816	(102-125)
1982-Craig Tucker	.833	(110-132)
1983-Bruce Douglas	.719	(64-89)
1984-Q. Richardson	.794	(50-63)
1985-Doug Altenberger	.769	(70-91)
1986-Ken Norman	.802	(93-116)
1987-Glynn Blackwell	.871	(61-70)
1988-Kendall Gill	.753	(67-89)
1989-Stephen Bardo	.792	(76-96)
1990-Andy Kaufman	.802	(81-101)

Total Assists (Avg.)

1974-Jeff Dawson	.73	(3.17)
1975-Rick Schmidt	.73	(2.81)
1976-Otho Tucker	.84	(3.23)
1977-Steve Lanter	.103	(3.43)
1978-Neil Bresnahan	.68	(2.52)
1979-Mark Smith	.121	(4.03)
1980-Reno Gray	.109	(3.11)
1981-Derek Harper	.156	(5.38)
1982-Derek Harper	.145	(5.00)
1983-Bruce Douglas	.189	(5.91)
1984-Bruce Douglas	.177	(5.71)
1985-Bruce Douglas	.200	(5.71)
1986-Bruce Douglas	.199	(6.22)
1987-Tony Wysinger	.192	(6.40)
1988-Kendall Gill	.138	(4.20)
1989-Larry Smith	.157	(4.36)
1990-Stephen Bardo	.137	(4.72)

Total Steals (Avg.)

1978-Mark Smith	.37	(1.37)
1979-Mark Smith	.53	(1.77)
1980-Reno Gray	.39	(1.11)
1981-Derek Harper	.39	(1.34)
1982-Derek Harper	.67	(2.31)
1983-Bruce Douglas	.78	(2.44)
1984-Bruce Douglas	.73	(2.35)
1985-Bruce Douglas	.85	(2.43)
1986-Bruce Douglas	.88	(2.75)
1987-Kendall Gill	.39	(1.26)
1988-Kenny Battle	.72	(2.18)
1989-Kenny Battle	.89	(2.47)
1990-Kendall Gill	.63	(2.17)

Blocked Shots (Avg.)

1978-Rich Adams	.32	(1.18)
1979-Derek Holcomb	.86	(2.96)
1980-Derek Holcomb	.46	(1.48)
1981-Derek Holcomb	.42	(1.45)
1982-James Griffin	.56	(1.93)
1983-Efrem Winters	.31	(1.00)
1984-Scott Meents	.25	(0.81)
1985-Efrem Winters	.32	(0.91)
1986-Ken Norman	.25	(0.78)
1987-Ken Norman	.48	(1.55)
1988-Jens Kujawa	.29	(0.89)
1989-Nick Anderson	.32	(0.90)
1990-Marcus Liberty	.26	(0.90)

3-Point Percentage

(Min. 1.5 attempts per game)

1983-Derek Harper*	.481	(13-27)
1987-Doug Altenberger	.475	(76-160)
1988-Kendall Gill	.304	(21-69)
1989-Stephen Bardo	.492	(29-59)
1990-Andy Kaufman	.449	(22-49)

*(experimental season for 3-point rule; 27 attempts in 32 games)



Ken Norman led Illinois in scoring and rebounding in 1986 and 1987.

All-Time Big Ten Standings

1905 THROUGH 1989

	Won	Lost	Pct.	Years	Games
Purdue	666	473	.585	85	1,139
Indiana	644	461	.582	83a	1,105
ILLINOIS	666	490	.576	85	1,156
Michigan	535	485	.524	73c	1,020
Ohio State	556	512	.520	78b	1,068
Iowa	538	525	.506	78d	1,063
Michigan State	305	319	.490	38e	622
Minnesota	550	597	.479	83	1,147
Wisconsin	511	62	.443	85	1,154
Chicago	168	296	.362	40g	464
Northwestern	384	722	.347	82f	1,106

- a — Missed 1906-07 season
- b — Joined Conference in 1912-13 season
- c — Started basketball competition in 1917-18
- d — Missed 1905, 1906, 1907 and 1929 seasons
- e — Joined conference in 1950-51 season
- f — Missed 1905, 1906 and 1907 seasons
- g — Didn't compete in 1944-45 seasons, dropped out of Conference after 1945-46 season

BIG TEN PLAYOFF GAMES (not included in above totals):

- 1908 — Chicago 18, Wisconsin 16 (played at Wisconsin, 1,500 att.)
- 1968 — Ohio State 85, Iowa 81 (played at Purdue, 4,812 att.)
- 1974 — Michigan 75, Indiana 67 (played at Illinois, 15,109 att.)

FOR THE RECORD



All-Time Top 15 Illinois Scorers

All-Time Top 15 Illinois Rebounders

Game	pts.	Player	FG- FGA	FT- FTA	Opponent & Date
3	Dave Downey	22-34	9-9	at Indiana, 2/16/63	
2	Dave Scholz	15-26	12-14	Northwestern, 2/24/68	
0	Andy Phillip	16-52	8-9	at Chicago, 3/1/43	
9	Rich Adams	16-22	7-8	Arizona, 11/28/77	
8	John (Red) Kerr	15-29	8-11	at Ohio St., 1/16/54	
	Dave Scholz	16-33	6-12	at Northwestern, 2/10/68	
	Eddie Johnson	17-32	4-5	Long Beach, 12/8/79	
7	Skip Thoren	12-15	13-15	Purdue, 2/6/65	
	Don Freeman	14-31	9-10	Minnesota, 2/19/66	
	Dave Scholz	16-29	5-9	at Butler, 12/2/67	
	Nick Weatherspoon	16-23	5-8	Iowa, 3/7/72	
	Nick Weatherspoon	17-26	3-7	DePauw, 12/2/72	
6	George BonSalle	17-29	2-6	Minnesota, 2/27/56	
	Greg Jackson	14-21	8-10	Wisconsin, 2/1/69	
5	Don Freeman	10-21	15-16	West Virginia, 12/11/65	
	Don Freeman	16-31	3-6	at Minnesota, 2/26/66	
	Jeff Dawson	15-23	5-5	Michigan State, 1/14/74	
	Nick Anderson	15-22	5-6	at Ohio State, 2/26/89	

Game	Rebs.	Player	Opponent & Date
24	Duane (Skip) Thoren	at UCLA, 12/28/63	
23	Nick Weatherspoon	Michigan, 3/2/71	
22	Duane (Skip) Thoren	at Kentucky, 12/19/64	
	Duane (Skip) Thoren	at Villanova, 12/29/64	
	Deon Flessner	Ga. Tech. (at L.A.) 12/30/66	
21	Dave Downey	Creighton, 12/12/61	
	Bill Burwell	Wisconsin, 2/19/62	
	Duane (Skip) Thoren	Indiana, 1/4/65	
	Rich Jones	at Northwestern, 3/7/66	
20	Duane (Skip) Thoren	St. Louis, 12/4/63	
	Rich Jones	Purdue, 2/28/66	
	Dave Scholz	Minnesota, 2/27/67	
	Dave Scholz	Indiana, 3/4/67	
	Billy Morris	at Wisconsin, 3/11/72	
	Nick Weatherspoon	DePauw, 12/2/72	

Season	pts.	Player	Year	Games	Avg.
68	Don Freeman	1966	24	27.8	
49	Nick Anderson	1989	36	18.0	
41	Ken Norman	1987	31	20.7	
10	Eddie Johnson	1980	35	17.4	
00	Nick Weatherspoon	1973	24	25.0	
96	Kenny Battle	1989	36	16.6	
81	Kendall Gill	1990	29	20.0	
56	John (Red) Kerr	1954	22	25.3	
35	Mark Smith	1980	35	15.3	
33	Duane (Skip) Thoren	1965	24	22.2	
29	Dave Scholz	1968	24	22.0	
25	Ken Norman	1986	32	16.4	
25	Nick Anderson	1988	33	15.9	
24	Rick Schmidt	1975	26	20.2	
21	Jim Dawson	1967	24	21.7	

Season	Rebs.	Player	Year	Games	Avg.
349	Duane (Skip) Thoren	1965	24	14.5	
331	Duane (Skip) Thoren	1964	24	13.8	
310	Eddie Johnson	1980	35	8.9	
303	Ken Norman	1987	31	9.8	
295	Nick Weatherspoon	1973	24	12.3	
285	Don Freeman	1966	24	11.9	
285	Nick Anderson	1989	36	7.9	
269	Dave Downey	1962	22	12.2	
267	Dave Downey	1961	24	11.1	
267	Eddie Johnson	1981	29	9.2	
266	Bill Burwell	1962	23	11.6	
265	Rich Jones	1966	24	11.0	
265	Nick Weatherspoon	1972	24	11.0	
254	Dave Downey	1963	26	9.8	
252	Efrem Winters	1985	35	7.2	

Career	pts.	Player	Years	Games	Avg.
692	Eddie Johnson	1978-81	121	14.0	
653	Mark Smith	1978-81	121	13.7	
487	Efrem Winters	1983-6	129	11.5	
481	Nick Weatherspoon	1971-3	71	20.9	
459	Dave Scholz	1967-9	71	20.5	
449	Don Freeman	1964-6	72	20.1	
409	Kendall Gill	1987-90	117	12.0	
393	Ken Norman	1985-7	92	15.1	
360	Dave Downey	1961-3	72	18.9	
289	John Kerr	1952-4	70	18.6	
271	Doug Altenberger	1983-5, 7	132	9.6	
241	Lowell Hamilton	1986-9	124	10.0	
223	Rich Adams	1975-8	110	11.1	
210	Audie Matthews	1975-8	110	11.0	
172	Nick Anderson	1988-9	69	17.0	

Career	Rebs.	Player	Years	Games	Avg.
853	Efrem Winters	1983-6	127	6.6	
831	Eddie Johnson	1978-81	121	6.9	
830	Duane (Skip) Thoren	1963-5	74	11.2	
806	Nick Weatherspoon	1971-3	71	11.4	
790	Dave Downey	1961-3	72	11.0	
742	Don Freeman	1964-6	72	10.3	
723	Mark Smith	1978-81	121	6.0	
703	Bill Burwell	1961-3	73	9.6	
690	Neil Bresnahan	1977-80	120	5.8	
689	Dave Scholz	1967-9	71	9.7	
642	George Montgomery	1982-5	114	5.6	
636	Ken Norman	1985-7	92	6.9	
591	Greg Jackson	1969-71	71	8.3	
587	Nick Conner	1971-3	71	8.3	
578	James Griffin	1979-82	123	4.7	

FOR THE RECORD



Illinois Team Statistics

1962-76

	62-63	63-64	64-65	65-66	66-67	67-68	68-69	69-70	70-71	71-72	72-73	73-74	74-75	75-76
GAMES	26	24	24	24	24	24	24	24	23	24	24	23	26	27
Tot. Pts	2201	2016	2213	2098	2066	1541	2002	1829	1867	1877	1849	1757	1845	1859
Avg. Pts.	84.7	84.0	92.2	87.4	86.1	64.2	83.4	75.9	81.1	78.2	78.9	76.4	71.0	68.9
FG	855	786	899	830	802	602	768	735	742	694	765	693	722	765
FGA	1892	1853	1871	1905	1846	1500	1708	1563	1629	1645	1730	1571	1714	1619
FG Pct.	.452	.424	.480	.435	.434	.401	.450	.470	.455	.422	.442	.441	.421	.473
3-Point FG														
FT	491	444	415	438	462	337	466	359	383	489	364	371	401	329
FTA	670	663	591	617	697	526	663	568	572	689	513	509	546	460
FT. Pct.	.733	.670	.703	.709	.663	.641	.703	.632	.670	.709	.709	.729	.734	.715
Rebounds	1349	1262	1278	1243	1214	990	1144	1078	1061	1152	1066	902	1044	996
Avg. Rebounds	51.9	52.6	53.3	51.8	50.6	41.3	47.7	44.9	46.1	48.0	44.4	39.2	40.2	36.9
Pers. Fouls	501	467	426	464	437	461	455	438	449	426	475	505	553	521
Opp. Tot. Pts.	1991	1929	1897	2029	2071	1561	1708	1713	1831	1889	1868	1989	1992	1866
Opp. Avg. Pts.	76.6	80.4	79.0	84.5	86.3	65.0	71.2	71.4	79.6	78.7	77.8	86.5	76.6	69.1
Opp. FG	755	765	754	799	843	593	642	679	708	761	779	826	809	739
Opp. FGA	1983	1817	1937	1817	1825	1361	1449	1597	1577	1726	1757	1662	1770	1672
Opp. FG Pct.	.381	.421	.389	.439	.461	.436	.443	.424	.449	.441	.443	.497	.457	.442
Opp. 3-Point FG														
Opp. FT	481	399	399	431	385	373	424	355	415	367	310	377	374	388
Opp. FTA	657	609	564	601	556	565	581	537	591	522	467	474	553	530
Opp. FT Pct.	.732	.644	.708	.717	.693	.644	.730	.661	.702	.703	.663	.711	.676	.732
Opp. Rebounds	1271	1286	1218	1199	1218	1055	957	1059	1069	1119	1183	1085	1219	1064
Opp. Avg. Reb.	48.9	53.6	50.8	50.0	50.8	43.9	39.9	44.1	46.1	46.6	49.3	47.2	47.0	39.4
Opp. Pers. Fouls	491	498	454	464	501	424	489	435	427	483	491	514	526	516



1976-90

	76-77	77-78	78-79	79-80	80-81	81-82	82-83	83-84	84-85	85-86	86-87	87-88	88-89	89-90
Games	30	37	39	35	29	29	32	31	35	32	31	33	36	29
Tot. Pts.	2048	2044	2092	2614	2254	1914	2168	2105	2410	2330	2488	2725	3110	2368
Avg. Pts.	68.3	75.5	69.7	74.7	77.7	66.0	67.8	67.9	68.9	72.8	80.3	82.6	86.4	81.7
FG	855	847	891	1040	916	768	866	836	974	990	956	1067	1200	860
FGA	1802	1857	1908	2160	1799	1620	1825	1655	2005	1828	1865	2107	2340	1803
FG Pct.	.474	.456	.467	.481	.509	.474	.475	.505	.486	.542	.513	.506	.513	.477
3-Point FG										112-223 (.461)	39-140 (.279)	136-320 (.425)	109-287 (.380)	
FT	338	350	310	534	422	378	420	433	462	350	464	552	574	539
FTA	480	498	454	739	577	533	624	618	653	475	649	827	817	725
FT Pct.	.704	.703	.683	.723	.731	.709	.673	.701	.708	.737	.715	.667	.703	.743
Rebounds	1094	1133	1238	1344	1120	960	1104	1015	1271	1041	1100	1233	1343	1117
Avg. Reb.	36.5	42.0	41.3	38.4	38.6	33.1	34.5	32.7	36.3	32.5	35.5	37.4	37.3	38.5
Pers. Fouls	660	617	619	705	559	499	573	476	519	505	564	635	627	586
Opp. Tot. Pts.	2085	2071	1948	2369	1948	1716	2081	1736	2001	1957	2182	2340	2650	2104
Opp. Avg. Pts.	69.5	76.7	64.9	67.7	67.2	59.2	65.0	56.0	57.2	61.2	70.4	70.9	73.6	72.6
Opp. FG	782	797	738	909	755	667	822	712	832	779	814	881	1027	766
Opp. FGA	1662	1633	1828	2080	1724	1510	1803	1617	1989	1715	1823	1958	2228	1767
Opp. FG Pct.	.471	.474	.404	.437	.438	.442	.456	.440	.418	.454	.447	.450	.461	.434
Opp. 3-Point FG										100-264 (.379)	118-291 (.405)	158-450 (.351)	118-380 (.311)	
Opp. FT	521	477	670	551	438	382	390	313	337	399	454	460	438	454
Opp. FTA	740	684	681	780	608	547	561	422	503	529	654	666	614	651
Opp. FT Pct.	.704	.697	.690	.706	.720	.698	.695	.742	.670	.754	.694	.691	.713	.697
Opp. Rebounds	1094	1118	1097	1244	926	937	1005	845	1102	825	1008	1097	1188	1006
Opp. Avg. Reb.	36.5	41.4	36.6	35.5	31.9	32.3	31.4	27.3	31.5	25.8	32.5	33.2	33.0	34.7
Opp. Pers. Fouls	561	516	530	701	530	523	607	566	609	518	621	730	726	625



Illinois Record vs. Opponents

1990-91 Opponent in bold
 does not include Illini Classic or San Juan
 Shootout Teams

Opponent	Games	Won	Lost	Home	Away
A					
Alabama	2	1	1	1-0	0-1
Alabama-Birmingham	1	0	1	0-0	0-1
Alaska-Anchorage	1	1	0	0-0	1-0
Ames	1	1	0	0-0	1-0
Arizona	5	3	2	2-0	1-2
Arizona State	3	2	1	1-0	1-1
Arkansas	1	1	0	1-0	0-0
Arkansas Athletic Club	1	1	0	1-0	0-0
Arkansas-Little Rock	1	1	0	1-0	0-0
Army	5	3	2	1-0	2-2
Auburn	1	1	0	1-0	0-0
Augustana	2	2	0	0-0	2-0
Austin Peay	2	1	1	1-0	0-1
B					
Ball State	1	1	0	0-0	0-0
Baylor	2	2	0	1-0	1-0
Beaumont YMCA	1	1	0	0-0	1-0
Birmingham Athletic Club	1	1	0	0-0	1-0
Bowling Green	3	3	0	1-0	2-0
Bradley	11	8	3	6-2	2-1
Brigham Young	5	3	2	2-0	1-2
Butler	37	29	8	25-4	4-4
C					
Cairo Athletic Club	1	1	0	0-0	1-0
California	7	3	4	1-0	2-4
Cal Poly (SLO)	1	1	0	1-0	0-0
Cal St.-Chico	1	1	0	1-0	0-0
Cal St.-Northridge	1	1	0	1-0	0-0
Carleton	2	2	0	2-0	0-0
Carroll	2	2	0	2-0	0-0
Centenary	1	1	0	1-0	0-0
Champaign High School	1	1	0	1-0	0-0
Chanute AFB	3	2	1	1-1	1-0
Chicago	68	39	29	22-12	17-17
Chicago State	3	3	0	3-0	0-0
Chicago YMCA	1	0	1	0-0	0-1
Cincinnati	2	1	1	0-0	1-1
Cleveland State	1	1	0	1-0	0-0
Coe	2	1	1	1-1	0-0
Colgate	3	3	0	2-0	1-0
Colorado	4	3	1	2-0	1-1
Columbia	3	3	0	2-0	1-0
Columbus YMCA	1	1	0	0-0	1-0
Connecticut State	1	1	0	1-0	0-0
Cornell	5	4	1	4-1	0-0
Creighton	6	5	0	4-0	2-0
D					
Dayton	5	3	2	3-0	3-0
Decatur YMCA	2	2	0	0-0	2-0
Denver	1	1	0	1-0	0-0
DePaul	17	11	6	6-3	5-3
DePauw	10	8	2	8-2	0-0
Detroit	8	7	1	6-0	1-1
Drake	5	4	1	3-0	1-1
Duke	1	1	0	0-0	1-0
Duquesne	3	2	1	1-0	1-1
E					
Eastern Illinois	1	1	0	1-0	0-0
Eastern Kentucky	1	1	0	1-0	0-0
Evanston YMCA Reds	5	2	3	0-0	2-3
F					
Fairfield	1	1	0	0-0	1-0
Florida	4	4	0	1-0	3-0
Fort Worth YMCA	2	2	0	0-0	2-0
Furman	2	1	1	1-0	0-1
G					
Galveston YMCA	1	1	0	0-0	1-0
Georgetown	1	1	0	0-0	1-0
Georgia	4	4	0	2-0	2-0

Opponent	Games	Won	Lost	Home	Away
Georgia Tech	6	5	1	1-0	3-1
Camp Grant	1	0	1	0-0	0-1
Grambling	1	1	0	0-0	1-0
Great Lakes	10	6	4	3-2	3-2
H					
Harvard	2	2	0	2-0	0-0
Hawaii	2	2	0	0-0	2-0
Hawaii Armed Forces All-Stars	1	1	0	0-0	1-0
Hawaii-Loa	1	1	0	0-0	1-0
Houston	5	3	2	1-1	2-1
I					
Idaho State	1	1	0	0-0	1-0
Illinois-Chicago	2	2	0	2-0	0-0
Illinois State	5	5	0	4-0	1-0
Illinois Wesleyan	8	7	1	5-1	2-0
Indiana	123	60	63	37-27	23-36
Indiana State	1	1	0	1-0	0-0
Iona	1	1	0	0-0	1-0
Iowa	108	53	55	42-13	11-42
Iowa State	11	10	1	5-0	5-1
J					
Jacksonville (Fla.)	1	0	1	0-0	0-1
K					
Kansas	1	1	0	0-0	1-0
Kansas Aggies	1	1	0	1-0	0-0
Kansas State	5	3	2	2-0	1-1
Kent State	3	3	0	2-0	1-0
Kentucky	12	4	8	2-1	2-5
Kentucky State	1	1	0	1-0	0-0
Knox	4	4	0	2-0	2-0
L					
Lombard	1	1	0	1-0	0-0
Long Beach State	2	1	1	1-0	0-1
Louisiana State	1	1	0	0-0	1-0
Louisville	1	1	0	0-0	1-0
Loyola (Chicago)	12	9	3	6-0	3-3
Loyola (Los Angeles)	1	1	0	1-0	0-0
Loyola (New Orleans)	3	2	1	1-0	0-0
M					
Manhattan	3	3	0	0-0	3-0
Marquette	12	9	3	6-1	3-2
Maryland	1	1	0	0-0	1-0
McNeese State	1	1	0	0-0	0-0
Melbourne (Australia)	2	2	0	2-0	0-0
Memphis YMCA	1	1	0	0-0	1-0
Memphis State	1	1	0	0-0	1-0
Metro State	2	2	0	2-0	0-0
Mexico	2	2	0	2-0	0-0
Miami (Fla.)	1	1	0	0-0	1-0
Miami (Ohio)	4	4	0	3-0	1-0
Michigan	118	62	56	40-19	22-36
Michigan State	69	38	31	24-11	13-20
Millikin	15	14	1	8-1	6-0
Minnesota	139	86	53	54-15	31-37
Mississippi	2	2	0	2-0	0-0
Mississippi Valley State	1	1	0	1-0	0-0
Missouri	20	15	5	5-1	10-4
Missouri-St. Louis	1	1	0	1-0	0-0
Mobile YMCA	1	1	0	0-0	1-0
Monmouth College	1	1	0	1-0	0-0
Montgomery	1	0	1	0-0	0-1
Mount Vernon	1	1	0	0-0	1-0
Murray State	1	1	0	1-0	0-0
N					
Nebraska	7	6	1	4-1	2-0
Nevada-Las Vegas	1	1	0	0-0	1-0
New Mexico	1	1	0	1-0	0-0
New Mexico State	2	2	0	1-0	1-0
New York University	3	3	0	1-0	2-3
North Carolina	3	1	2	1-1	0-1
North Carolina-Charlotte	1	0	1	0-1	0-0
North Carolina State	2	2	0	0-0	2-2
Northeastern	1	1	0	0-0	1-0



Opponent	Games	Won	Lost	Home	Away
Northwestern College	2	2	0	2-0	0-0
Northwestern	125	95	30	49-11	46-19
North Dakota	5	5	0	5-0	0-0
North Dakota State	2	2	0	2-0	0-0
Northern Michigan	2	2	0	2-0	0-0
Notre Dame	39	27	12	12-1	15-11
Oberlin	1	1	0	1-0	0-0
Ohio	4	4	0	4-0	0-0
Ohio State	131	81	50	48-18	33-32
Oklahoma	18	13	5	8-1	5-4
Oklahoma A&M	3	2	1	0-1	2-0
Oregon	2	2	0	0-0	2-0
Oregon State	2	2	0	1-0	1-0
College of the Ozarks	1	1	0	0-0	1-0
College of Pacific	1	1	0	1-0	0-0
Peoria Tigers	1	1	0	0-0	1-0
Peoria YMCA	1	1	0	0-0	1-0
Penn State	1	0	1	0-0	0-1
Pennsylvania	4	4	0	2-0	2-0
Pittsburgh	5	4	1	2-1	2-0
Princeton	5	4	1	4-0	0-1
Providence	1	0	1	0-0	0
Purdue	137	66	71	46-23	20-48
Rice	2	2	0	1-0	1-0
Riverside	1	1	0	1-0	0-0
Rose Poly	2	2	0	1-0	1-0
Santa Clara	1	1	0	0-0	1-0
St. John's University	3	1	2	0-0	1-2
St. Joseph (Penn)	1	0	1	0-0	0-1
St. Louis	14	10	4	6-2	4-2
St. Mary's (Calif.)	1	1	0	1-0	0-0
San Francisco	1	1	0	1-0	0-0
San Jose State	2	2	0	2-0	0-0
Shelbyville Business College	1	1	0	0-0	1-0
South Carolina	3	2	1	1-0	1-1
South Carolina State	1	1	0	1-0	0-0
South Dakota	1	1	0	1-0	0-0
Southern California	7	1	6	1-1	0-5
Southern Illinois (Carbondale)	1	1	0	1-0	0-0
Southern Illinois (Edwardsville)	1	1	0	1-0	0-0
Stanford	6	4	2	3-0	1-2
Syracuse	2	2	0	0-0	1-0
Temple	4	2	2	1-0	1-2
Temple YMCA	1	1	0	0-0	1-0
Tennessee	3	1	2	1-0	0-2
Tennessee Tech	1	1	0	1-0	0-0
Texas-Arlington	1	1	0	1-0	0-0
Texas-El Paso	1	1	0	1-0	0-0
Texas A & M	3	3	0	1-0	2-0
Texas Christian	2	2	0	1-0	1-0
Texas-San Antonio	1	1	0	0-0	1-0
Toledo	4	1	3	0-0	1-3
Tulane	5	4	1	2-1	2-0
Tulsa	1	1	0	0-0	0-0
UCLA	7	2	5	2-1	0-4
Utah	2	1	1	0-0	1-1
Utah State	2	2	0	2-0	0-0
Valparaiso	3	3	0	3-0	0-0
Vanderbilt	5	3	2	2-0	1-1
Villanova	6	3	3	0-0	3-3
Wabash	10	7	3	6-2	1-1
Waco YMCA	1	1	0	0-0	1-0
Washington	4	1	3	0-0	1-3
Washington (St. Louis)	15	12	3	9-1	3-2
Washington State	5	4	1	4-0	0-1
West Kentucky	1	1	0	1-0	0-0
West Texas State	1	1	0	1-0	0-0
West Virginia	4	3	1	1-0	2-1
Western Illinois	1	1	0	1-0	0-0
Western Michigan	2	2	0	1-0	1-0

Opponent	Games	Won	Lost	Home	Away
Wheaton	2	1	1	1-0	0-1
William & Mary	1	1	0	0-0	1-0
Wichita State	1	1	0	0-0	1-0
Wisconsin	144	90	54	55-15	35-39
Wisconsin-Green Bay	2	2	0	2-0	0-0
Wright Field	1	0	1	0-1	0-0
Wyoming	1	1	0	0-0	1-0
X Xavier	1	1	0	1-0	0-0
Y Yale	1	1	0	0-0	1-0



Brooks Taylor is one of five returning lettermen on the 1990-91 squad.



Illinois in Postseason Action

NCAA Tournament

- 1942: Eastern Playoffs (at New Orleans)**
Kentucky 46, Illinois 44
Penn State 41, Illinois 34
- 1949: Eastern Playoffs (at New York)**
Illinois 71, Yale 67
Kentucky 56, Illinois 47
Final Playoffs (at Seattle)
Illinois 57, Oregon State 53 (3rd place)
- 1951: Eastern Playoffs (at New York)**
Illinois 79, Columbia 71
Illinois 84, No. Carolina St. 70
Kentucky 76, Illinois 74
Final Playoffs (at Minneapolis)
Illinois 61, Oklahoma A&M 46 (3rd place)
- 1952: Mideast Regional (at Chicago)**
Illinois 80, Dayton 61
Illinois 74, Duquesne 68
Final Playoffs (at Seattle)
St. John's 61, Illinois 59
Illinois 67, Santa Clara 64 (3rd place)
- 1963: Mideast Regional (at East Lansing)**
Illinois 70, Bowling Green 67
Loyola (Ill.) 79, Illinois 64

- 1981: Western Regional (at Los Angeles)**
Illinois 67, Wyoming 65
Western Regional (at Salt Lake City)
Kansas State 57, Illinois 52
- 1983: Western Regional (at Boise)**
Utah 52, Illinois 49
- 1984: Mideast Regional (at Milwaukee)**
Illinois 64, Villanova 56
Mideast Regional (at Lexington)
Illinois 72, Maryland 70
Kentucky 54, Illinois 51
- 1985: East Regional (at Atlanta)**
Illinois 76, Northeastern 57
Illinois 74, Georgia 58
East Regional (at Providence)
Georgia Tech 61, Illinois 53
- 1986: Southeast Regional (at Charlotte)**
Illinois 75, Fairfield 51
Alabama 58, Illinois 56
- 1987: Southeast Regional (at Birmingham)**
Austin Peay 68, Illinois 67
- 1988: Southeast Regional (at Cincinnati)**
Illinois 81, Texas-San Antonio 72
Villanova 66, Illinois 61

- 1989: Midwest Regional (at Indianapolis)**
Illinois 77, McNeese State 71
Illinois 72, Ball State 60
Midwest Regional (at Minneapolis)
Illinois 83, Louisville 69
Illinois 89, Syracuse 86
Final Four (at Seattle)
Michigan 83, Illinois 81
- 1990: Midwest Region (at Austin, Texas)**
Dayton 88, Illinois 86

National Invitation Tournament

- 1980: Preliminary Games (at Champaign)**
Illinois 105, Loyola (Ill.) 87
Illinois 75, Illinois State 65
Illinois 65, Murray State 63
Final Playoffs (at New York)
Minnesota 65, Illinois 63
Illinois 84, Nevada-Las Vegas 74
(3rd place)
- 1982: Preliminary Games (at Champaign)**
Illinois 126, Long Island 78
Dayton 61, Illinois 58



Illinois made its most recent Final Four appearance in 1989. The Fighting Illini met Michigan in the semifinals at the Kingdome in Seattle.



Scores in the Modern Era

Note: all Big Ten Conference games in bold; also Big Ten record in bold)

1945-46 (14-7, 7-5)

Coach: Doug Mills

Captain: Walton Kirk, Jr.

- D 1 52 Wright Field 56
- D 5 54 St. Louis Univ. 46
- D 8 58 Great Lakes 41
- D 8 51 Great Lakes Hospital 23
- D 11 51 Detroit 34
- D 15 46 Ohio State 50
- D 18 64 Drake 42
- D 20 62 at Nebraska 51
- D 22 39 at Iowa 41
- D 28 56 DePaul 37
- J 1 38 at Wisconsin 31
- J 5 48 at Michigan 49
- J 12 35 at Ohio State 41
- J 14 45 at Northwestern 38
- J 19 70 at Chicago 28
- J 26 42 at Great Lakes 67
- F 4 85 Chicago 24
- F 9 49 Michigan 44
- F 16 43 Northwestern 48
- F 18 72 Wisconsin 53
- F 23 57 Iowa 51

1946-47 (14-6, 8-4)

Coach: Doug Mills

Captain: Selected Each Game

- D 6 87 Cornell 39
- D 11 73 Marquette 40
- D 14 58 Pittsburgh 31
- D 16 50 at Missouri 55
- D 20 58 at California 36
- D 21 35 at California 53
- D 28 72 Nebraska 37
- J 1 47 at Wisconsin 53
- J 4 94 Mexico 36
- J 6 31 Minnesota 34
- J 11 55 Northwestern 40
- J 13 61 Ohio State 42
- J 25 63 Wisconsin 37
- F 1 59 at Ohio State 58
- F 5 42 at Purdue 51
- F 8 45 Iowa 36
- F 15 59 Indiana 50
- F 22 52 at Northwestern 51
- F 24 45 at Michigan 36
- M 1 41 at Indiana 48

1947-48 (15-5, 7-5)

Coach: Harry Combes

Captain: Jack Burmaster

- D 5 67 Coe College 27
- D 8 40 Notre Dame 38
- D 13 70 Pittsburgh 33
- D 20 70 at Pennsylvania 44
- D 22 71 Washington State 35
- D 23 59 Washington State 42
- M 1 77 Harvard 41
- M 3 47 at Wisconsin 52

- J 5 52 Northwestern 47
- J 10 61 Ohio State 58
- J 17 51 at Minnesota 59
- J 19 46 Indiana 45
- J 24 57 Wisconsin 36
- J 28 88 at Marquette 66
- F 7 57 Michigan 66
- F 9 61 at Iowa 70
- F 14 50 at Ohio State 57
- F 21 98 Purdue 54
- F 28 60 at Northwestern 43
- M 1 52 at Indiana 51

1948-49 (21-4, 10-2)

Coach: Harry Combes

Captain: Dwight Eddleman

- D 3 67 Butler 62
- D 8 59 at Notre Dame 58
- D 11 50 at DePaul 60
- D 13 73 Oklahoma 68
- D 18 80 Pennsylvania 61
- D 20 89 DePaul 51
- D 21 71 Cornell 47
- D 29 77 Colgate 54
- D 30 85 Colgate 55
- J 3 62 Wisconsin 50
- J 8 44 at Indiana 42
- J 10 64 at Ohio State 63
- J 15 96 Creighton 30
- J 29 45 Minnesota 44
- J 31 53 at Purdue 55
- F 5 61 at Wisconsin 54
- F 7 85 Northwestern 66
- F 12 64 Ohio State 49
- F 21 80 Iowa 49
- F 26 81 at Northwestern 64
- F 28 91 Indiana 68
- M 7 53 at Michigan 70
- Eastern NCAA Playoffs
- M 21 71 Yale 67
- M 22 47 Kentucky 76
- Final NCAA Playoffs
- M 26 57 Oregon State 53

1949-50 (14-8, 7-5)

Coach: Harry Combes

Captain: William Erickson

- D 3 60 at Butler 56
- D 8 67 Toledo 51
- D 10 47 at Oklahoma 55
- D 14 65 Arkansas 53
- D 17 57 Oklahoma 47
- D 22 59 St. Louis U. 47
- D 23 63 UCLA 65
- D 27 58 Columbia 46
- D 30 68 Princeton 61
- J 2 50 at Wisconsin 59
- J 7 62 at Ohio State 83
- J 9 59 Purdue 54
- J 16 76 Northwestern 50
- J 21 66 Ohio State 50
- F 2 42 at St. Louis U. 62
- F 4 67 at Minnesota 57
- F 11 65 at Iowa 70
- F 13 72 Indiana 83
- F 18 70 Michigan 60

- F 25 76 Wisconsin 58
- F 27 66 at Indiana 80
- M 4 69 at Northwestern 52

1950-51 (22-5, 13-1)

Coach: Harry Combes

Captain: Donald Sunderlage

- D 4 66 Marquette 47
- D 8 74 Oregon State 51
- D 9 54 at Toledo 68
- D 16 69 at DePaul 68
- D 20 71 Washington State 48
- D 22 75 Pennsylvania 65
- D 28 65 DePaul 68
- D 29 88 Butler 52
- J 1 71 at Wisconsin 69
- J 6 70 Minnesota 62
- J 8 72 at Iowa 69
- J 13 68 Michigan 47
- J 15 53 at Indiana 64
- J 20 69 Iowa 53
- F 5 85 at Purdue 76
- F 10 63 Wisconsin 52
- F 12 79 Ohio State 59
- F 17 70 Purdue 65
- F 19 71 Indiana 65
- F 24 89 at Ohio State 69
- M 3 80 at Northwestern 76
- M 5 49 at Michigan State 43
- NCAA Warmup
- M 14 72 at Kansas State 91
- NCAA Eastern Playoffs
- M 20 79 Columbia 71
- M 22 84 North Carolina State 70
- M 24 74 Kentucky 76
- NCAA Final Playoff
- M 27 61 Oklahoma A&M 46

1951-52 (22-4, 12-2)

Coach: Harry Combes

Captain: Rodney Fletcher

- D 8 68 at Butler 57
- D 12 74 Loyola 66
- D 18 69 Oklahoma 51
- D 20 86 North Carolina 66
- D 22 70 DePaul 61
- D 28 73 UCLA 67
- D 31 68 Marquette 57
- J 5 52 at Minnesota 43
- J 7 53 Wisconsin 49
- J 12 67 at Michigan 51
- J 14 78 Indiana 66
- J 26 65 at DePaul 69
- J 28 84 Purdue 57
- F 2 66 Ohio State 62
- F 9 68 Iowa 73
- F 11 84 Michigan State 62
- F 16 80 Ohio State 53
- F 18 77 Indiana 70
- F 23 78 Iowa 62
- M 1 82 Purdue 71
- M 3 95 Northwestern 74
- M 8 48 at Wisconsin 58
- NCAA Regional Playoffs
- M 21 80 Dayton 61
- M 22 74 Duquesne 68

FOR THE RECORD



NCAA Final Playoffs
M 25 59 St. John's 61
M 26 67 Santa Clara 64

1952-53 (18-4, 14-4)

Coach: Harry Combes
Captain: Jim Bredar
D 10 71 Loyola 57
D 15 96 Michigan 66
D 20 75 Butler 58
D 23 73 at Minnesota 77
D 27 87 Ohio State 62
D 30 94 St. Mary's 65
J 5 87 at Purdue 71
J 10 71 Wisconsin 61
J 12 83 Northwestern 58
J 17 70 at Indiana 74
J 19 76 at Michigan State 64
F 2 93 DePaul 50
F 7 65 at Wisconsin 61
F 9 92 at Michigan 62
F 14 80 Iowa 63
F 16 93 Purdue 67
F 21 62 at Iowa 67
F 23 83 Minnesota 82
F 28 79 Indiana 91
M 2 66 Michigan State 53
M 7 93 at Ohio State 74
M 9 86 at Northwestern 70

1953-54 (17-5, 10-4)

Coach: Harry Combes
Captain: John Kerr
D 1 85 Ohio University 54
D 5 86 at Oklahoma 61
D 9 80 Butler 48
D 12 77 Alabama 54
D 19 79 DePaul 65
D 21 60 Oklahoma A&M 65
D 29 88 Utah State 61
J 2 72 Minnesota 84
J 4 66 at Northwestern 65
J 9 59 at Michigan State 60
J 11 90 Ohio State 76
J 16 82 at Ohio State 78
J 18 70 Iowa 79
F 1 71 at DePaul 61
F 6 87 Michigan 68
F 8 89 Purdue 55
F 13 70 at Wisconsin 64
F 20 74 at Iowa 51
F 22 66 Wisconsin 64
F 27 79 at Michigan 61
M 1 84 Northwestern 82
M 6 64 at Indiana 67

1954-55 (17-5, 10-4)

Coach: Harry Combes
Captain: Appointed each game
D 2 88 Butler 34
D 4 77 Missouri 49
D 11 59 at Oklahoma A&M 53
D 15 97 Miami of Ohio 72
D 18 66 Notre Dame 57
D 21 86 at Rice 54
D 22 66 at Loyola (New Orleans) 72
J 1 64 Wisconsin 79
J 8 99 Indiana 75
J 10 83 at Purdue 73
J 15 86 at Ohio State 78

J 17 80 at Iowa 93
J 29 95 at Loyola (Chicago) 69
F 5 104 Northwestern 89
F 7 81 at Michigan 78
F 12 71 at Minnesota 78
F 14 90 Michigan State 72
F 19 99 at Wisconsin 71
F 21 70 Iowa 89
F 26 85 Ohio State 77
F 28 81 Michigan 75
M 5 81 at Northwestern 69

1955-56 (18-4, 11-3)

Coach: Harry Combes
Captain: Paul Judson
D 6 107 Butler 75
D 10 73 at Missouri 74
D 13 103 at Notre Dame 93
D 17 75 Washington Univ. 74
D 19 97 DePaul 79
D 23 82 Oklahoma 58
D 29 102 Drake 66
J 2 73 Michigan State 65
J 9 96 Wisconsin 77
J 14 96 at Indiana 72
J 16 92 at Purdue 76
J 28 80 at DePaul 66
J 30 95 at Minnesota 84
F 6 92 Indiana 89
F 11 111 Ohio State 64
F 13 89 Michigan 66
F 18 96 at Michigan State 76
F 20 102 Purdue 77
F 25 84 at Ohio State 87
F 27 97 Minnesota 81
M 3 72 at Iowa 96
M 5 82 at Northwestern 83

1956-57 (14-8, 7-7)

Coach: Harry Combes
Captain: Harv Schmidt
D 5 98 Butler 81
D 8 60 at Oklahoma 58
D 15 83 Loyola (New Orleans) 72
D 17 62 San Francisco 33
D 21 82 at Dayton 65
D 22 70 at Kentucky 91
D 28 108 Princeton 87
J 5 88 at Minnesota 91
J 7 81 Iowa 70
J 12 79 at Wisconsin 63
J 14 112 Indiana 91
J 26 99 Notre Dame (at Chicago) 81
F 2 74 at Purdue 85
F 4 96 Ohio State 89
F 9 64 at Michigan State 70
F 11 104 Northwestern 97
F 16 89 at Michigan 102
F 18 83 Michigan State 89
F 23 80 Purdue 78
F 25 79 at Ohio State 72
M 2 75 Minnesota 86
M 4 76 at Indiana 84

1957-58 (11-11, 5-9)

Coach: Harry Combes
Captain: John Paul
D 2 100 Marquette 90
D 7 75 DePaul 70
D 11 91 Butler 75

D 16 64 Colorado 46
D 18 85 Rice 82
D 21 60 at Iowa State 68
D 28 93 Miami (Ohio) 75
J 4 64 at Wisconsin 59
J 6 68 Iowa 70
J 11 82 at Indiana 89
J 13 70 Wisconsin 71
J 25 67 Notre Dame (at Chicago) 81
F 1 102 Northwestern 98
F 3 70 at Ohio State 78
F 8 81 at Michigan 88
F 10 99 Purdue 84
F 15 56 at Michigan State 69
F 17 94 Minnesota 87
F 22 79 at Iowa 83
M 1 88 Michigan 75
M 3 86 Indiana 96
M 8 72 at Northwestern 88

1958-59 (12-10, 7-7)

Coach: Harry Combes
Captain: Roger Taylor
D 2 103 Butler 79
D 6 53 at Marquette 69
D 13 85 College of Pacific 67
D 15 68 Iowa State 46
D 20 83 New York Univ. 78
D 23 71 Stanford 62
D 30 75 at Kentucky 76
J 3 81 Ohio State 80
J 5 77 at Wisconsin 51
J 10 96 Michigan State 97
J 12 103 Iowa 97
J 24 75 Notre Dame (at Chicago) 85
J 26 70 at Minnesota 81
J 31 81 at Purdue 102
F 2 85 Michigan 87
F 7 79 at Northwestern 88
F 9 89 at Indiana 83
F 16 93 Wisconsin 54
F 21 100 Indiana 98
F 28 72 at Iowa 70
M 2 95 at Michigan 101
M 7 81 Northwestern 84

1959-60 (16-7, 8-6)

Coach: Harry Combes
Captain: Mannie Jackson
D 2 83 Butler 75
D 12 93 Western Kentucky 80
D 14 89 Marquette 77
D 19 85 Ohio University 79
D 21 60 Oklahoma 57
D 28 48 at California 62
D 29 92 Northwestern (at Los Angeles) 79
D 30 74 Stanford 62
J 4 73 at Ohio State 97
J 9 90 Minnesota 82
J 11 81 at Purdue 75
J 16 96 Michigan State 88
J 18 70 at Minnesota 77
J 30 71 Notre Dame (at Chicago) 67
F 6 75 at Michigan 61
F 8 77 at Michigan State 78
F 13 93 Purdue 89
F 15 81 Ohio State 109
F 20 63 at Wisconsin 75
F 22 78 Indiana 92
F 27 85 Iowa 70
F 29 90 Michigan 61
M 5 84 at Northwestern 77



1960-61 (9-15, 5-9)

Coach: Harry Combes
Captain: Appointed each game
 D 1 99 Creighton 74
 D 5 84 Butler 52
 D 12 81 at Colorado 90
 D 17 87 at Marquette 96
 D 19 79 Washington State 58
 D 21 78 at Kentucky 83
 D 20 54 California (at Kentucky) 72
 D 27 68 at Butler 70
 D 28 66 at Notre Dame 69
J 7 65 at Ohio State 91
J 14 88 Michigan 64
J 16 71 at Iowa 78
J 28 77 Notre Dame (at Chicago) 62
J 30 93 Michigan State 92
F 4 65 at Minnesota 60
F 6 77 Wisconsin 73
F 11 73 at Purdue 89
F 18 72 Northwestern 78
F 20 80 at Michigan State 90
F 25 82 at Indiana 93
F 27 76 Minnesota 85
M 4 85 Purdue 75
M 6 66 at Michigan 74
M 11 66 Ohio State 95

1961-62 (15-8, 7-7)

Coach: Harry Combes
Captain: Jerry Colangelo
 D 1 82 Butler 72
 D 9 72 at Oklahoma 60
 D 12 70 Creighton 61
 D 16 82 Iowa State 73
 D 18 81 Xavier 69
 D 23 60 Cornell 72
 D 28 61 Manhattan (at Chicago) 56
 D 30 88 Colgate (at Chicago) 50
J 6 91 Michigan 71
J 8 89 at Purdue 96
J 13 66 at Michigan State 65
J 28 85 Notre Dame (at Chicago) 77
J 29 81 Wisconsin 85
F 3 96 Indiana 85
F 5 89 Minnesota 80
F 10 91 at Iowa 81
F 12 88 Northwestern 70
F 17 88 Purdue 100
F 19 101 at Wisconsin 103
F 24 79 at Ohio State 102
M 3 78 Iowa 88
M 5 92 at Indiana 104
M 10 73 at Northwestern 69

1962-63 (20-6, 11-3)

Coach: Harry Combes
Captain: Bob Starnes
 N 30 66 Butler 49
 D 6 99 Washington Univ. 55
 D 15 76 at Iowa State 73
 D 17 90 San Jose State 64
 D 22 93 Oklahoma 90
 D 26 98 Pennsylvania (at New York) 66
 D 28 91 at New York 84
 D 29 92 Western Virginia (at New York) 74
 D 31 88 Notre Dame (at Chicago) 90
J 5 85 at Iowa 76
J 7 90 Ohio State 78
J 12 106 Purdue 82

J 14 78 at Northwestern 76
J 26 53 Cincinnati (at Chicago) 62
F 4 104 Indiana 101
F 9 91 Michigan State 86
F 11 77 at Wisconsin 84
F 16 100 at Indiana 103
F 19 87 at Purdue 79
F 23 89 Wisconsin 77
F 25 81 at Minnesota 70
M 2 81 at Michigan 84
M 4 79 Northwestern 73
M 9 73 Iowa 69
NCAA Regional
M 15 70 Bowling Green 67
M 16 64 Loyola (Ill.) 79

1963-64 (13-11, 6-8)

Coach: Harry Combes
Captain: Bill Edwards
 N 30 59 at Butler 52
 D 4 78 St. Louis U. 81
 D 9 104 at Oklahoma 105
 D 14 79 Notre Dame 68
 D 19 74 Butler 53
 D 26 92 West Virginia (at Los Angeles) 86
 D 27 83 Pittsburgh (at Los Angeles) 76
 D 28 79 at UCLA 83
 D 31 87 Notre Dame (at Chicago) 78
J 4 87 Michigan State 66
J 11 87 at Iowa 70
J 25 97 Arizona State (at Chicago) 78
F 1 73 Northwestern 71
F 3 96 at Indiana 104
F 8 82 Michigan 93
F 10 92 at Ohio State 110
F 15 81 at Minnesota 92
F 17 82 at Michigan State 85
F 22 86 Minnesota 78
F 24 74 at Purdue 85
F 29 83 at Michigan 89
M 2 74 Ohio State 86
M 7 97 Wisconsin 73
M 9 90 Iowa 67

1964-65 (18-6, 10-4)

Coach: Harry Combes
Captain: Skip Thoren
 D 4 110 UCLA 83
 D 5 64 at St. Louis Univ. 79
 D 8 100 Bowling Green 62
 D 12 103 Washington Univ. 59
 D 15 70 at Wisconsin 56
 D 18 104 at Dayton 86
 D 19 91 at Kentucky 86
 D 26 102 New York Univ. (at Philadelphia) 79
 D 28 71 St. Joseph's (at Philadelphia) 75
 D 29 74 Villanova (at Chicago) 87
F 6 121 Purdue 93
F 8 86 Ohio State 71
F 13 90 at Minnesota 105
F 16 95 Ohio State 72
F 20 113 at Michigan State 94
F 23 97 Iowa 80
F 27 79 Michigan 80
M 2 93 at Northwestern 70
M 6 84 at Iowa 94
M 9 121 Michigan State 89

1965-66 (12-12, 8-6)

Coach: Harry Combes
Captain: Don Freeman
 D 1 88 Butler 74
 D 2 98 at Brigham Young 109
 D 4 79 at UCLA 97
 D 9 68 Kentucky 86
 D 11 96 West Virginia 86
 D 14 90 at Wisconsin 70
 D 18 81 Princeton (at Chicago) 84
 D 27 96 Georgetown (at New York) 94
 D 28 79 Providence (at New York) 81
 D 30 69 Army (at New York) 78
J 8 98 at Indiana 84
J 11 80 Wisconsin 64
J 15 87 at Purdue 93
J 28 120 Notre Dame (at Chicago) 92
F 1 99 at Michigan 93
F 5 78 Ohio State 77
F 7 77 Northwestern 80
F 12 77 Indiana 81
F 19 100 Minnesota 89
F 22 66 at Michigan State 68
F 26 92 at Minnesota 94
F 28 98 Purdue 81
M 5 106 Iowa 90
M 7 76 at Northwestern 84

1966-67 (12-12, 6-8)

Coach: Harry Combes
Captain: Jim Dawson
 D 3 82 Butler 51
 D 5 98 at Kentucky 97
 D 10 88 at West Virginia 90
 D 19 87 Wisconsin 74
 D 21 81 Stanford 67
 D 23 97 California (at Chicago) 87
 D 27 93 Arizona (at Los Angeles) 77
 D 29 72 Southern Cal (at Los Angeles) 73
 D 30 83 Georgia Tech (at Los Angeles) 71
J 7 74 Michigan State 76
J 10 96 at Northwestern 104
J 14 99 Michigan 93
J 28 75 Notre Dame (at Chicago) 90
J 29 82 UCLA (at Chicago) 120
F 4 93 Northwestern 83
F 7 89 at Iowa 96
F 11 81 at Minnesota 93
F 18 94 Purdue 92
F 20 81 at Indiana 96
F 25 86 at Purdue 98
F 27 84 Minnesota 71
M 4 80 Indiana 70
M 6 79 at Ohio State 100
M 11 92 at Wisconsin 102

1967-68 (11-13, 6-8)

Coach: Harv Schmidt
Captain: Ben Louis
 D 2 75 at Butler 57
 D 9 46 Houston 54
 D 14 63 Brigham Young 55
 D 15 42 at Tennessee 66
 D 16 57 Army (at Tennessee) 65
 D 22 72 at Stanford 74
 D 23 72 at California 89
 D 28 65 Georgia Tech (at Chicago) 54
 D 30 68 Texas-El Paso (at Chicago) 50
J 6 66 Michigan State 56
J 9 60 Indiana 61



J 13 61 at Minnesota 60
 J 27 68 Notre Dame (at Chicago) 67
 F 3 66 Iowa 63
 F 6 68 at Wisconsin 60
 F 10 71 at Northwestern 78
 F 13 65 Michigan 67
 F 17 68 Purdue 75
 F 20 72 at Michigan 64
 F 24 62 Northwestern 61
 F 26 75 at Ohio State 95
 M 2 56 at Iowa 61
 M 4 64 Ohio State 67
 M 9 59 at Michigan State 62

1968-69 (19-5, 9-5)

Coach: Harv Schmidt
 Captain: Dave Scholz

D 2 105 Butler 66
 D 6 69 at Creighton 66
 D 9 83 North Dakota 51
 D 14 75 Iowa State 48
 D 17 95 Ohio University 82
 D 19 105 Tulane 71
 D 21 97 at Houston 84
 D 27 90 Creighton (at Miami) 77
 D 28 86 at Miami 76
 J 4 80 Minnesota 58
 J 7 84 at Purdue 98
 J 11 82 at Northwestern 77
 J 25 91 Notre Dame (at Chicago) 57
 J 28 67 at Ohio State 76
 F 1 86 Wisconsin 73
 F 8 98 Iowa 69
 F 11 87 at Michigan 92
 F 15 70 at Michigan State 75
 F 18 73 Ohio State 57
 F 22 100 Michigan 92
 F 25 53 at Iowa 74
 M 1 77 at Indiana 64
 M 4 71 Michigan State 57
 M 8 78 Northwestern 68

1969-70 (15-9, 8-6)

Coach: Harv Schmidt
 Captains: Mike Price, Randy Crews

D 2 83 Butler 67
 D 6 81 at Georgia 70
 D 8 91 DePauw 57
 D 13 57 Creighton 51
 D 18 82 Detroit 65
 D 20 66 Wichita State (at Chicago) 63
 D 27 58 at Washington State 59
 D 29 86 Michigan St. (at Portland) 77
 D 30 62 Southern Cal. (at Portland) 65
 J 3 74 at Wisconsin 69
 J 6 94 Indiana 74
 J 10 77 Ohio State 59
 J 13 101 at Northwestern 80
 J 17 75 at Michigan 73
 J 31 63 Notre Dame (at Chicago) 86
 F 3 65 Wisconsin 66
 F 7 73 at Minnesota 82
 F 14 49 at Purdue 83
 F 17 81 Iowa 83
 F 21 81 Purdue 88
 F 24 74 at Michigan State 67
 F 28 75 Minnesota 73
 M 3 85 at Indiana 75
 M 7 76 Michigan State 81

1970-71 (11-13, 5-9)

Coach: Harv Schmidt
 Captains: Rick Howat, Fred Miller

D 1 113 Butler 102
 D 5 72 Oklahoma 74
 D 8 96 Vanderbilt 79
 D 12 78 at Iowa State 63
 D 14 82 Northern Michigan 70
 D 17 75 Melbourne* 67
 D 26 77 Villanova (at Honolulu)
 D 29 124 Armed Forces (at Honolulu)* 70
 D 30 78 St. Louis Univ. (at Honolulu) 60
 J 9 89 Michigan State 61
 J 12 84 Wisconsin 82
 J 16 69 at Michigan State 67
 J 29 68 Southern Cal (at Chicago) 81
 J 30 69 Notre Dame (at Chicago) 66
 F 2 84 at Iowa 92
 F 6 93 Minnesota 78
 F 13 72 at Ohio State 92
 F 16 70 Purdue 73
 F 20 86 Indiana 88
 F 23 84 at Wisconsin 88
 F 27 64 at Minnesota 80
 M 2 74 Michigan 75
 M 6 93 at Purdue 99
 M 9 70 Northwestern 85
 M 13 103 at Indiana 87

*Not counted in season record

1971-72 (14-10, 5-9)

Coach: Harv Schmidt
 Captain: Jim Krelle

D 1 73 Butler 71
 D 4 70 at Oklahoma 65
 D 4 96 South Dakota 56
 D 10 79 at Tulane 68
 D 11 94 at Loyola (New Orleans) 74
 D 16 84 Georgia 78
 D 23 92 at Vanderbilt 95
 D 28 74 North Carolina State 72
 (at Jacksonville, FL)
 D 29 76 Florida (at Jacksonville) 75
 J 8 67 at Northwestern 63
 J 11 70 Michigan 75
 J 15 74 Purdue 85
 J 28 81 Notre Dame (at Chicago) 59
 F 5 68 Northwestern 59
 F 8 79 at Michigan State 89
 F 12 83 at Michigan 105
 F 15 84 at Iowa 87
 F 19 64 Ohio State 62
 F 22 71 Indiana 90
 F 26 91 Wisconsin 86
 F 29 70 at Ohio State 103
 M 4 62 at Minnesota 91
 M 7 91 Iowa 84
 M 11 84 at Wisconsin 97

1972-73 (14-10, 8-6)

Coach: Harv Schmidt
 Captain: Nick Weatherspoon

D 2 100 DePauw 68
 D 4 80 Valparaiso 62
 D 9 77 at Detroit 79
 D 12 74 Iowa State 60
 D 19 86 Furman 81
 D 22 72 at Southern California 75
 D 29 82 Temple (at New Orleans) 77
 D 30 64 UCLA (at New Orleans) 71

J 6 80 at Purdue 91
 J 8 76 Wisconsin 74
 J 13 80 Iowa 78
 J 25 87 Notre Dame (at Chicago) 84
 J 27 76 South Carolina (at Chicago) 86
 F 3 76 Michigan 75
 F 5 84 at Northwestern 77
 F 10 88 at Wisconsin 99
 F 12 66 at Indiana 87
 F 17 79 Ohio State 68
 F 19 73 Minnesota 82
 F 24 81 Michigan State 71
 F 26 96 at Michigan 89
 M 3 64 at Ohio State 65
 M 5 77 Northwestern 76
 M 10 76 at Iowa 93

1973-74 (5-18, 2-12)

Coach: Harv Schmidt
 Captain: Jeff Dawson

N 30 80 at Arizona 101
 D 3 99 Tulane 78
 D 8 60 Southern Cal 71
 D 11 64 Detroit 60
 D 14 87 Northern Michigan 72
 D 27 60 St. John's New York 76 (at New York)
 D 29 83 Duquesne (at New York) 85
 J 5 75 at Ohio State 73
 J 12 69 Purdue 91
 J 14 82 Michigan State 90
 J 19 75 at Wisconsin 101
 J 24 88 Bradley (at Chicago) 105
 J 26 86 Jacksonville 89
 J 28 82 at Michigan State 93
 F 2 77 Michigan 101
 F 9 67 at Indiana 107
 F 11 61 at Minnesota 80
 F 16 75 at Northwestern 86
 F 18 83 Indiana 101
 F 23 91 Iowa 84
 F 25 52 Minnesota 72
 M 2 83 at Purdue 94
 M 9 78 Ohio State 79

1974-75 (8-18, 4-14)

Coach: Gene Bartow
 Captain: Rick Schmidt

D 3 69 Valparaiso 58
 D 7 96 DePauw 53
 D 9 77 at Iowa St. 71
 D 13 66 at Arizona 78
 D 14 69 at Arizona St. 91
 D 27 76 Stanford (at Albuquerque) 89
 D 28 79 Army (at Albuquerque) 70
 J 2 84 Michigan 86
 J 4 70 at Iowa 95
 J 6 47 at Minnesota 75
 J 11 64 Northwestern 80
 J 13 72 Wisconsin 56
 J 18 67 Purdue 86
 J 23 69 Tulane 81
 J 25 66 at Ohio State 62
 J 27 57 at Indiana 73
 F 1 60 Michigan State 75
 F 3 50 Minnesota 56
 F 8 47 at Northwestern 51
 F 10 70 at Wisconsin 76
 F 15 91 at Purdue 114
 F 22 83 Ohio State 78
 F 24 89 Indiana 112
 M 1 82 at Michigan State 96



M 3 75 at Michigan 77
M 8 70 Iowa 73

1975-76 (14-13, 7-11)

Coach: Lou Henson
Captain: Appointed each game

- N 28 60 at Nebraska 58
- D 1 73 Kent State 54
- D 4 67 Missouri (Rolla) 65
- D 6 67 New Mexico 66
- D 8 90 North Dakota St. 73
- D 11 73 at Furman 75
- D 13 58 at Southern Cal. 62
- D 20 66 Arizona 60
- D 22 106 Rice 64
- J 3 60 at Iowa 84
- J 8 68 at Minnesota 77
- J 10 74 Northwestern 69
- J 12 71 Wisconsin 61
- J 17 55 Indiana 83
- J 19 63 at Ohio State 64
- J 24 63 Michigan State 74
- J 26 76 Michigan 75
- J 31 71 Purdue 63
- F 2 62 Minnesota 72
- F 7 61 at Northwestern 55
- F 9 70 at Wisconsin 59
- F 14 48 at Indiana 58
- F 16 91 Ohio State 73
- F 21 59 at Michigan State 69
- F 23 75 at Michigan 90
- F 28 62 at Purdue 81
- M 6 70 Iowa 82

1976-77 (16-14, 8-10)

Coach: Lou Henson
Captain: Audie Matthews

- N 26 68 at St. Louis 65
- D 3 75 at Missouri 76
- D 4 54 St. Louis (at Columbia, Mo.) 46
- D 8 84 San Jose State 70
- D 11 67 Nebraska 63
- D 13 72 Cleveland State 70
- D 17 67 Cal Poly (San Luis Obispo) 65
- D 18 80 Arizona State 74
- D 27 66 Houston (at Honolulu) 69
- D 29 73 William & Mary (at Honolulu) 64
- D 30 52 St. John's (at Honolulu) 56
- J 1 70 at Long Beach State 84
- J 6 89 at Ohio State 72
- J 8 60 at Indiana 80
- J 13 69 Minnesota* 83
- J 15 81 Iowa 84
- J 20 58 at Michigan State 67
- J 22 61 at Michigan 66
- J 24 71 Northwestern 68
- J 29 63 at Purdue 66
- F 3 82 Wisconsin 72
- F 5 71 Purdue 70
- F 10 65 at Northwestern 63
- F 12 50 at Wisconsin 62
- F 17 73 Indiana 69
- F 19 60 Ohio State 64
- F 24 64 at Iowa 76
- F 26 70 at Minnesota* 72
- M 3 72 Michigan 87
- M 5 61 Michigan State 62

*Later forfeited to Illinois

1977-78 (13-14, 7-11)

Coach: Lou Henson
Captain: Audie Matthews

- N 25 64 North Carolina-Charlotte 68
- N 28 113 Arizona 107
- D 1 82 Southern Cal 59
- D 3 84 at South Carolina 68
- D 6 96 Missouri 85
- D 16 81 Brigham Young 74
- D 28 75 Washington St. (at Portland) 81
- D 29 86 Oregon (at Portland) 81
- D 30 68 Washington (at Portland) 81
- J 5 85 at Purdue 95
- J 7 65 at Indiana 64
- J 12 70 Michigan State 82
- J 14 65 Michigan 61
- J 19 66 at Minnesota 70
- J 21 73 Northwestern 64
- J 26 70 at Iowa 61
- J 30 84 Ohio State 87
- F 2 74 Wisconsin 71
- F 4 65 at Ohio State 70
- F 9 61 at Northwestern 72
- F 11 73 at Wisconsin 80
- F 16 69 Minnesota 75
- F 18 77 Iowa 76
- F 23 96 at Michigan 107
- F 25 67 at Michigan State 89
- M 2 68 Indiana 77
- M 4 67 Purdue 66

1978-79 (19-11, 7-11)

Coach: Lou Henson
Captain: Larry Lubin

- N 24 109 Texas (Arlington) 74
- N 28 81 Denver 57
- D 2 65 at Tulane 60
- D 5 69 at Missouri 57
- D 8 64 South Carolina 57
- D 9 86 Centenary 60
- D 16 82 at Kent State 44
- D 22 64 Syracuse (at Lexington, Ky.) 61
- D 23 71 Texas A&M (at Lexington, Ky.) 57
- D 28 84 Western Michigan 79
(at Anchorage, Alaska)
- D 29 88 Ozarks (at Anchorage, Alaska) 82
- D 30 92 at Alaska (Anchorage) 80
- J 4 65 Indiana 61
- J 6 74 Northwestern 56
- J 11 57 Michigan State 55
- J 13 66 Ohio State 69
- J 18 81 at Wisconsin 74
- J 20 57 Purdue 69
- J 25 52 at Iowa 58
- J 27 54 Michigan 56
- F 1 67 Minnesota 57
- F 3 65 at Michigan 74
- F 8 65 at Purdue 71
- F 10 59 at Minnesota 57
- F 15 81 Wisconsin 64
- F 17 53 Iowa 67
- F 22 55 at Ohio State 73
- F 24 62 at Michigan State 76
- M 1 64 Northwestern 71
- M 3 60 Indiana 72

1979-80 (22-13, 8-10)

Coach: Lou Henson
Captains: Levi Cobb, Neil Bresnahan

- N 30 86 at Brigham Young 76
- D 4 66 Missouri 67
- D 6 74 Kent State 65
- D 8 77 Long Beach State 60
- D 10 79 at Texas Christian 64
- D 11 91 Missouri-St. Louis 65
- D 14 94 Kentucky State 65
- D 15 47 Illinois State 40
- D 22 78 Marquette 80
- D 28 75 Army (at Honolulu) 48
- D 29 77 Louisville (at Honolulu) 64
- D 30 94 at Hawaii 82
- J 3 71 Iowa 72
- J 5 81 Northwestern 71
- J 10 66 at Purdue 74
- J 12 75 at Minnesota 79
- J 17 80 Michigan 69
- J 19 69 at Wisconsin 64
- J 24 76 Ohio State 79
- J 26 74 Michigan State 65
- J 31 54 at Indiana 60
- F 2 59 at Michigan State 68
- F 7 67 Wisconsin 50
- F 9 89 Indiana 68
- F 14 76 at Michigan 78
- F 16 57 at Ohio State 71
- F 21 60 Minnesota 58
- F 23 69 Purdue 72
- F 28 90 at Northwestern 66
- M 1 71 at Iowa 75

National Invitation Tournament

- M 5 105 Loyola (Chicago) 87
- M 10 75 Illinois State 65
- M 13 65 Murray State 63
- M 17 63 Minnesota (at New York) 65
- M 19 84 Nevada-Las Vegas (at New York) 74

1980-81 (21-8, 12-6)

Coach: Lou Henson
Captains: Derek Holcomb, Eddie Johnson, Mark Smith

- N 29 98 Loyola Marymount 65
- D 6 87 Texas Christian 55
- D 10 84 Missouri (at St. Louis) 62
- D 13 69 at Marquette 68
- D 19 75 Brigham Young (at Knoxville) 80
- D 20 106 Iona (at Knoxville) 84
- D 26 84 Ohio Univ. 54
- D 27 93 Oklahoma 63
- J 3 104 Southern Illinois-Edwardsville 68
- J 8 83 at Northwestern 64
- J 10 61 at Indiana 78
- J 15 87 Purdue 65
- J 17 80 Minnesota 76
- J 22 76 at Michigan 80
- J 24 45 Wisconsin 54
- J 29 71 at Michigan State 70
- J 31 79 Iowa 66
- F 5 82 Ohio State 63
- F 7 66 at Iowa 72
- F 12 84 at Wisconsin 65
- F 14 63 at Ohio State 57
- F 19 67 Michigan 64
- F 21 82 Michigan State 62
- F 26 59 at Minnesota 76
- F 28 81 at Purdue 70
- M 5 66 Indiana 69
- M 7 98 Northwestern 76



NCAA Regional

M 14 67 Wyoming (at Los Angeles) 65
M 19 52 Kansas State (at Salt Lake City) 57

1981-82 (18-11, 10-8)

Coach: Lou Henson

Captains: James Griffin, Perry Range,
Craig Tucker

N 28 87 at Loyola (Ill.) 83
D 5 55 Kansas State 49
D 8 68 Missouri (at St. Louis) 78
D 11 72 Army 37
D 12 76 Texas A&M 63
D 19 53 St. Louis Univ. 43
D 22 90 North Dakota State 61
D 28 56 Bowling Green (at Toledo) 51
D 29 51 at Toledo 71

J 7 60 at Northwestern 50

J 9 50 at Iowa 56

J 14 50 Ohio State 51

J 16 55 Michigan State 51

J 21 53 Indiana 54

J 23 64 at Minnesota 57

J 28 63 at Purdue 48

J 30 79 Michigan 61

F 4 88 Wisconsin 54

F 6 53 at Michigan 58

F 11 60 at Indiana 73

F 13 68 at Wisconsin 60

F 18 44 Purdue 52

F 20 77 Minnesota 65

F 25 47 at Michigan State 56

F 27 53 at Ohio State 63

M 4 73 Iowa 67

M 6 85 Northwestern 65

National Invitation Tournament

M 10 126 Long Island 78
M 15 58 Dayton 61

1982-83 (21-11, 11-7)

Coach Lou Henson

Captains: Kevin Bontemps, Derek Harper,
Bryan Leonard

N 26 47 Vanderbilt (at Anchorage, AK) 58
N 27 72 Texas A&M (at Anchorage, AK) 70
N 28 68 Florida (at Anchorage, AK) 55

D 2 94 Valparaiso 59

D 4 75 Western Michigan 59

D 8 59 at Kansas State 55

D 11 57 at Kentucky 76

D 13 79 Vanderbilt 77

D 17 79 Southern Illinois-Carbondale 61

D 18 67 Illinois State 60

D 23 75 at Oklahoma 101

D 31 73 Loyola (Ill.) 72

J 3 74 Iowa State (at Rosemont) 57

J 6 49 at Minnesota 75

J 8 61 at Wisconsin 54

J 13 55 Indiana 69

J 15 63 Ohio State 55

J 19 62 at Purdue 63

J 27 78 at Michigan State 71

J 29 87 at Michigan 74

F 3 62 Iowa 61

F 5 78 Northwestern 62

F 10 55 at Northwestern 58

F 12 66 at Iowa 68

F 17 91 Michigan 71

F 19 69 Michigan State 61

F 23 54 Purdue 56

M 3 74 at Ohio State 73

M 5 55 at Indiana 67

M 10 71 Wisconsin 64

M 13 70 Minnesota 67

NCAA Regional

M 17 49 Utah (at Boise) 52

1983-84 (26-5, 15-3)

Coach: Lou Henson

Captain: Quinn Richardson

N 25 99 Utah (at Rosemont, IL) 65

N 26 70 Loyola (Chicago) 53 (at Rosemont, IL)

D 2 65 Western Illinois 49

D 3 78 Southern Mississippi 47

D 6 69 at Vanderbilt 55

D 10 69 West Texas State 58

D 12 74 Loyola (Chicago) 69

D 21 78 Cal. State-Northridge 57

D 24 54 Kentucky 56

D 28 66 Missouri (at St. Louis) 60

J 5 80 Minnesota 53

J 7 63 at Wisconsin 62

J 11 68 at Indiana 78

J 14 55 at Ohio State 53

J 21 76 Purdue 52

J 26 46 Michigan State 40

J 28 75 Michigan 66

F 2 54 at Iowa 52

F 4 71 at Northwestern 52

F 8 73 Northwestern 49

F 12 73 Iowa 53

F 16 60 at Michigan 62

F 19 70 at Michigan State 53

F 25 55 at Purdue 59

M 1 73 Ohio State 58

M 4 70 Indiana 53

M 8 53 at Minnesota 41

M 10 81 Wisconsin 57

NCAA Regional

M 18 64 Villanova (at Milwaukee) 56

M 22 72 Maryland (at Lexington) 70

M 24 51 Kentucky (at Lexington) 54

1984-85 (26-9, 12-6)

Coach: Lou Henson

Captain: George Montgomery

N 18 81 Oklahoma (at Springfield, MA) 64

N 23 64 Idaho State (at Anchorage, AK) 44

N 24 52 Alabama Birmingham 59

(at Anchorage, AK)

N 25 75 Oregon (at Anchorage, AK) 72

N 28 81 Chicago State 63

D 1 73 Oklahoma 70

D 4 92 Cal State-Chico 47

D 6 65 Missouri (at St. Louis) 50

D 7 72 Columbia 48

D 8 93 New Mexico State 55

D 15 83 South Carolina State 47

D 18 87 Cincinnati (at Rosemont, IL) 65

D 22 62 Loyola (Chicago) (at Rosemont, IL) 63

J 3 58 at Minnesota 60

J 5 60 at Iowa 64

J 10 64 Michigan 58

J 12 75 Michigan State 63

J 17 78 at Wisconsin 67

J 19 55 at Northwestern 43

J 23 84 Ohio State 66

J 27 52 Indiana 41

J 30 34 at Purdue 54

F 3 77 at Houston 76

F 7 56 at Michigan State 64

F 9 45 at Michigan 57

F 14 64 Northwestern 42

F 16 68 Wisconsin 49

F 21 66 at Indiana 50

F 23 64 at Ohio State 72

M 2 86 Purdue 43

M 7 59 Iowa 53

M 9 82 Minnesota 56

NCAA Regional

M 15 76 Northeastern (at Atlanta) 57

M 17 74 Georgia (at Atlanta) 58

M 21 53 Georgia Tech (at Providence) 61

1985-86 (22-10, 11-7)

Coach: Lou Henson

Captains: Bruce Douglas, Efram Winters

N 26 95 Loyola (Chicago) 64

N 29 72 Hawaii-Loa (at Honolulu) 45

N 30 57 Oklahoma (at Honolulu) 59

D 4 84 Wisconsin-Green Bay 34

D 6 79 Eastern Kentucky 56

D 7 115 Utah State 64

D 10 51 at Tennessee 54

D 14 102 Houston 92

D 21 67 Missouri (at St. Louis) 55

D 23 95 Howard 61

D 30 64 Iowa State (at Rosemont) 62

J 2 76 Minnesota 57

J 4 59 Iowa 60

J 8 59 at Michigan 61

J 12 51 at Michigan State 58

J 16 73 Wisconsin 54

J 18 72 Northwestern 46

J 23 67 at Ohio State 65

J 25 69 at Indiana 71

F 2 80 Purdue 68

F 6 80 Michigan State 84

F 8 83 Michigan 79

F 13 75 at Northwestern 52

F 15 82 at Wisconsin 74

F 20 60 Indiana 61

F 22 66 Ohio State 62

F 27 81 at Purdue 72

M 1 59 at Georgia Tech 57

M 6 53 at Iowa 57

M 8 73 at Minnesota 64

NCAA Regional

M 14 75 Fairfield (at Charlotte) 51

M 16 56 Alabama (at Charlotte) 58

1986-87 (23-8, 13-5)

Coach Lou Henson

Captains: Doug Altenberger, Ken Norman
Tony Wysinger

N 28 67 New Mexico State (at Laie, HI) 65

N 29 69 Duke (at Laie, HI) 62

D 4 92 Chicago State 78

D 6 99 at Pittsburgh 97

D 8 85 Eastern Illinois 51

D 12 92 Baylor 68

D 13 81 Princeton 55

D 20 77 at North Carolina 90

D 23 92 Missouri (at St. Louis) 74

D 27 82 at Loyola (Chicago) 83

J 3 95 Michigan 84

J 5 79 Michigan State 72

J 8 68 at Wisconsin 66

J 10 76 at Northwestern 69

J 14 88 Iowa 91

J 17 80 Minnesota 58

J 22 86 at Purdue 87

J 24 82 Arizona 63

J 28 66 at Indiana 69

J 31 69 Colorado 65



F 2 82 at Ohio State 65
 F 5 72 Northwestern 43
 F 7 99 Wisconsin 74
 F 12 79 at Minnesota 67
 F 14 61 at Iowa 66
 F 23 75 Purdue 76
 F 25 93 Ohio State 70
 M 1 69 Indiana 67
 M 4 89 at Michigan 75
 M 7 77 at Michigan State 64

NCAA Regional
 67 Austin Peay (at Birmingham) 68

1987-88 (23-10, 12-6)

Coach: Lou Henson
Captains: Glynn Blackwell, Jens Kujawa

N 27 73 Baylor (at Maui, HI) 50
 N 28 76 Villanova (at Maui, HI) 78
 N 29 81 Kansas (at Maui, HI) 75
 D 2 86 Chicago State 57
 D 5 111 Mississippi Valley State 73
 D 8 100 Austin Peay 62
 D 11 109 Illinois-Chicago 53
 D 12 107 Auburn 103
 D 19 74 North Carolina 85
 D 22 75 Missouri (at St. Louis) 63
 D 30 86 Colorado (at Denver) 68

J 4 68 Purdue 81
 J 7 65 at Minnesota 61
 J 9 77 Michigan State 62
 J 16 80 at Wisconsin 65
 J 17 103 Tennessee 79
 J 21 79 at Iowa 93
 J 23 79 Northwestern 88
 J 28 64 at Michigan 76
 J 30 70 at Arizona 78

F 4 60 at Ohio State 64
 F 6 74 Indiana 75
 F 11 86 Minnesota 50
 F 13 83 at Michigan State 65
 F 17 118 Ohio State 86
 F 21 85 Wisconsin 65
 F 25 74 at Purdue 93
 F 29 75 at Indiana 65

M 6 94 Iowa 81
 M 9 85 Michigan 74
 M 12 79 at Northwestern 74

NCAA Regional
 81 Texas-San Antonio (at Cincinnati) 72
 63 Villanova (at Cincinnati) 66

1988-89 (31-5, 14-4)

Coach: Lou Henson
Captains: Kenny Battle, Lowell Hamilton

N 26 85 Illinois-Chicago 59
 N 29 86 Metro State 55
 D 3 91 Mississippi 79
 D 6 97 Florida 67
 D 9 112 Duquesne 81
 D 10 107 Arkansas-Little Rock 88
 D 17 105 Tennessee Tech 77
 D 19 87 Missouri (at St. Louis) 84
 D 22 127 at Louisiana State 100
 D 28 85 Tulsa (at Honolulu) 58
 D 29 80 Georgia Tech (at Honolulu) 75
 D 30 96 at Hawaii 87

J 7 71 Michigan State 54
 J 12 103 Wisconsin 80
 J 14 96 Michigan 84
 J 19 75 at Northwestern 70
 J 22 103 Georgia Tech 92

J 26 62 at Minnesota 69
 J 28 75 Indiana 65
 F 2 72 at Purdue 76
 F 5 82 at Iowa 86
 F 9 62 Ohio State 60
 F 11 86 Northwestern 69
 F 16 75 at Michigan State 56
 F 18 52 at Wisconsin 72
 F 20 102 Purdue 75
 F 26 94 at Ohio State 71

M 2 63 Minnesota 58
 M 5 70 at Indiana 67
 M 8 118 Iowa 94
 M 11 89 at Michigan 73

NCAA Regional
 M 16 77 McNeese State 71 (at Indianapolis)
 M 18 72 Ball State (at Indianapolis) 60
 M 24 83 Louisville (at Minneapolis) 69
 M 26 89 Syracuse (at Minneapolis) 86

NCAA Final Four
 A 1 81 Michigan (at Seattle) 83

1989-90 (21-8, 11-7)

Coach: Lou Henson
Captains: Kendall Gill, Stephen Bardo

N 28 83 at Mississippi 72
 D 2 82 Chicago State 62
 D 5 74 at Florida 69
 D 8 93 Indiana State 59
 D 9 96 Metro State 62
 D 16 78 Temple 61
 D 20 101 Missouri (at St. Louis) 93
 D 23 71 Wisconsin-Green Bay 47
 D 29 97 Grambling (at Chicago) 73
 D 30 83 Memphis State (at Chicago) 71

J 4 73 Wisconsin 59
 J 6 74 at Minnesota 91
 J 13 85 at Northwestern 78
 J 15 70 Michigan 74
 J 18 73 Michigan State 64
 J 20 68 at Purdue 81
 J 25 66 at Wisconsin 63
 J 27 92 Ohio State 81
 J 29 67 at Iowa 69

F 4 70 Indiana 65
 F 8 99 Minnesota 72
 F 11 79 at Michigan 93
 F 14 88 Northwestern 74
 F 17 63 at Michigan State 70
 F 21 90 Purdue 78
 F 26 80 at Ohio State 86
 M 4 118 Iowa 85
 M 11 69 at Indiana 63

NCAA Regional
 M 15 86 Dayton (at Austin, Texas) 88



Larry Smith, who started on Illinois' Final Four team two years ago, returns to the squad this season.



Illinois Varsity Records

NOTE — Some statistical categories have been recorded only in recent years. Records for the following categories only go back as far as the season in which they were first kept.

Fouls — 1926; FG Att. — 1942; FT Att. — 1942; Rebounds — 1959; Turnovers — 1968; Assists — 1971; Blocked shots — 1978; Steals — 1978; Minutes — 1978; Games — 1906

NOTE — Site is indicated after date: 2/16/63 (A) is at the opponent's arena; 3/143 (H) is at Illinois; 12/14/56 (N) is on a neutral court.

Individual

Game

Most Points

53 Dave Downey, at Indiana 2/16/63 (A)

Most Field Goals

22 Dave Downey, at Indiana (22-34) 2/16/63 (A)

Most Field Goal Attempts

52 Andy Phillip, vs. Chicago (16-52) 3/1/43 (H)

Best Field Goal Accuracy

1.000 Derek Harper, vs. Michigan St. (11-11) 1/27/83 (H)

Most Free Throws

15 Don Freeman, vs. W. Virginia (15-16) 12/11/65 (H)

15 Otho Tucker, vs. Northwestern (15-17) 1/11/75 (H)

Most Free Throw Attempts

19 Wally Osterkorn, vs. St. Louis (7-19) 12/22/49 (H)

Best Free Throw Accuracy (10 att. min.)

1.000 Bill Burwell, at Indiana (13-13) 3/5/62 (A)

Ken Norman, vs. Houston (10-10) 12/14/85 (H)

Kendall Gill vs. Minnesota (13-13) 2/8/90 (H)

Most Rebounds

24 Duane (Skip) Thoren, at UCLA 12/28/63 (A)

Most Assists

16 Tony Wysinger, vs. Pittsburgh 12/6/86 (A)

Most Steals

8 Bruce Douglas, at Purdue 2/25/85 (A)

Most Blocked Shots

11 Derek Holcomb, vs. South Carolina 12/8/78 (H)

Most Minutes

60 Bruce Douglas, vs. Michigan (4 OTs) 1/28/84 (H)

Most 3-Point Goals

6 Doug Altenberger, on four occasions

Most 3-Point Attempts

13 Doug Altenberger, vs. Purdue (6-13) 2/23/87 (H)

Best 3-Point Accuracy

1.000 Doug Altenberger, vs. Northwestern (4-4) 1/10/87

Season

Most Points

668 Don Freeman, 1966 (24 games, 27.8 avg.)

Most Field Goals

266 Eddie Johnson, 1980 (35 games, 266-576)

Most Field Goal Attempts

595 Don Freeman, 1966 (24 games, 258-595)

Best Field Goal Accuracy

632 Ken Norman, 1985 (29 games, 86-136)

Most Free Throws

171 Don Sunderlage, 1951 (27 games, 171-218)

Most Free Throw Attempts

218 Don Sunderlage, 1951 (27 games, 171-218)

Best Free Throw Accuracy

.957 Rob Judson, 1978 (27 games, 45-47)

Most Rebounds

349 Duane (Skip) Thoren, 1965 (24 games, 14.5 avg.)

Most Assists

200 Bruce Douglas, 1985 (35 games, 5.7 avg.)

Most Steals

89 Kenny Batle, 1989 (36 games, 2.5 avg.)

Most Blocked Shots

86 Derek Holcomb, 1979 (28 games, 3.0 avg.)

Most Personal Fouls

118 Mark Smith, 1980 (35 games, 3.4 avg.)

Most Games

36 by 7 different players

Most Minutes

1,215 Eddie Johnson, 1980 (35 games, 34.7 avg.)

Most 3-Point Goals

76 Doug Altenberger, 1987 (30, games, 76-160)

Most 3-Point Attempts

160 Doug Altenberger, 1987 (30 games, 76-160)

Best 3-Point Accuracy

.475 Doug Altenberger, 1987 (30 games 76-160)

Career

Most Points

1,692 Eddie Johnson, 1978-81 (121 games, 14.0 avg)

Most Field Goals

753 Eddie Johnson, 1978-81 (121 games, 753-1658)

Most Field Goal Attempts

1,658 Eddie Johnson, 1978-81 (121 games, 753-1658)

Best Field Goal Accuracy

.609 Ken Norman, 1983-87 (92 games, 558-917)

Most Free Throws

437 Mark Smith, 1978-81 (121 games, 437-559)

Most Free Throw Attempts

559 Mark Smith, 1978-81 (121 games, 437-559)

Best Free Throw Accuracy

.875 Rob Judson, 1977-80 (102 games, 126-144)

Most Rebounds

831 Eddie Johnson, 1978-81 (121 games, 6.9 avg.)

Best Rebound Average

11.4 Nick Weatherspoon, 1971-73 (71 games, 806 total)

Most Assists

765 Bruce Douglas, 1983-86 (130 games, 5.9 avg.)

Most Personal Fouls

399 Mark Smith, 1978-81 (121 games, 3.3 avg.)

Most Blocked Shots

174 Derek Holcomb, 1979-81 (89 games, 2.0 avg.)

Most Steals

324 Bruce Douglas, 1983-86 (130 games, 2.5 avg.)

Most Games

132 Doug Altenberger, 1983-87



Most Minutes	3,730 Doug Altenberger, 1983-87
Most 3-Point Goals	82 Kendall Gill, 1986-90 (117 games, 82-219)
Most 3-Point Attempts	219 Kendall Gill, 1986-90 (117 games, 82-219)
Best 3-Point Accuracy	.475 Doug Altenberger, 1987 (30 games, 76-160)

Team

Game

Most Points	127 Illinois 127, Louisiana State 100	12/22/88 (A)
Most Field Goals	53 Illinois (53-78) 127, La. State (36-72) 100	12/22/88 (A)
	53 Illinois (53-92) 126, Long Island (28-85)	78 3/10/82 (H)
Most Field Goal Attempts	132 Illinois (31-132) 85, Colgate (20-75) 55	2/30/48 (H)
Best Field Goal Accuracy	.691 Illinois (38-55) 84, Wis-Green Bay (16-48) 34	12/4/85 (H)
Most 3-Point Goals	13 Illinois (13-20) vs. Iowa	3/4/90 (H)
Most 3-Point Attempts	23 Illinois (9-23) vs. Iowa	2/5/89 (H)
Best 3-Point Accuracy	1.000 Illinois (4-4) vs. Baylor 1	2/12/86 (H)
Most Free Throws	36 Illinois (36-48) 104, Northwestern (33-47) 89	2/5/55 (H)
Most Free Throw Attempts	50 Illinois (25-50) 79, Northwestern (31-38)	73 3/4/63 (H)
Best Free Throw Accuracy (10 att. min.)	1.000 Illinois (16-16) 78, Wisconsin (11-15) 67	1/17/85 (A)
	Illinois (10-10) 72, Northwestern (20-26) 46	1/18/86 (H)
Most Rebounds	79 Illinois (79) 93, Wisconsin (51) 54	2/16/59 (H)
Most Turnovers	31 Illinois (31) 62, Minnesota (14) 91	3/4/72 (A)
Most Personal Fouls	33 Illinois (33) 82, Purdue (40) 71	3/1/52 (A)
	33 Illinois (33) 81, Iowa (29) 84	1/15/77 (H)
Most Men Fouled Out	5 Illinois (5) 68, Iowa (1) 73	2/9/52 (A)
	5 Illinois (5) 82, Purdue (6) 71	3/1/52 (A)
Highest Winning Score	127 Illinois 127, Louisiana State 100	12/22/88 (H)
Highest Losing Score	104 Illinois 104, Oklahoma 105	12/9/63 (A)
Lowest Winning Score (Modern era)	38 Illinois 38, Wisconsin 31	1/1/46 (A)
Lowest Losing Score (Modern era)	31 Illinois 31, Minnesota 34	1/6/47 (H)
Largest Victory Margin (Home)	67 Illinois 92, Chicago 25	3/1/43 (A)
Largest Victory Margin (Away)	42 Illinois 86, Northwestern 44	2/27/43 (A)
Longest Winning Streak	25	2/21/14 thru 2/9/16
Longest Winning Streak to Open Season	17	11/26/88 - 1/26/89
Longest Losing Streak	11	1/12/74 thru 2/18/74

Season

Most Points	3,110	1989 (36 games, 86.4 avg.)
Most Field Goals	1,200	1989 (36 games, 1200-2340)
Most Field Goal Attempts	2,340	(36 games, 1200-2340)
Best Field Goal Accuracy	.544	1986 (32 games, 990-1828)
Most 3-Point Goals	136	1989 (36 games, 136-320)
Most 3-Point Attempts	320	1989 (36 games, 136-320)
Best 3-Point Accuracy	.461	1987 (31 games, 112-243)
Most Free Throws	574	1989 (36 games, 574-817)
Most Free Throw Attempts	827	1988 (33 games, 552-827)
Best Free Throw Accuracy	.743	1990 (29 games, 539-725)
Most Rebounds	1,349	1963 (26 games, 51.9 avg.)
Most Turnovers	505	1980 (35 games, 14.4 avg.)
Most Personal Fouls	705	1980 (35 games, 20.1 avg.)
Most Men Fouled Out	30	1977 (30 games, 1.0 avg.)
Most Assists	639	1989 (36 games, 17.8 avg.)
Most Blocked Shots	162	1979 (30 games, 5.4 avg.)
Most Steals	341	1989 (36 games, 9.5 avg.)

Opponents

Game

Most Points	120 UCLA 120, Illinois 82	1/29/67 (N)
Most Field Goals	56 UCLA (56-105) 120, Illinois (32-76) 82	1/29/67 (N)
Most Field Goal Attempts	105 UCLA (56-105) 120, Illinois (32-76) 82	1/29/67 (N)
Best Field Goal Accuracy	.697 Indiana (23-33) 67, Illinois (24-59) 55	3/5/83 (A)
Most Free Throws	41 Wisconsin (41-54) 79, Illinois (20-34) 64	1/1/55 (H)
Most Free Throw Attempts	54 Wisconsin (41-54) 79, Illinois (20-34) 64	1/1/55 (H)
Best Free Throw Accuracy (10 att. min.)	1.000 Ohio St. (10-10) 68, Illinois (21-27) 79	2/17/73 (H)
	1.000 Michigan St. (18-18) 58, Illinois (7-8) 51	1/12/86 (A)
Most Rebounds	74 Indiana (74) 93, Illinois (47) 82	2/25/61 (A)
Most Turnovers	37 Indiana (37) 87, Illinois (28) 66	2/12/73 (A)



Most Personal Fouls	41 Dayton (41) 61, Illinois (23) 80	3/21/52 (N)
Most Men Fouled Out	6 Purdue (6) 71, Illinois (5) 82	3/1/52 (A)

Both Teams

Game

Most Points	227 Illinois 127, Louisiana State 100	12/22/88 (A)
Most Field Goals	92 Illinois (46-84) 113, Arizona (46-90) 107	11/28/77 (H)
Most Field Goal Attempts	207 Illinois (31-132) 85, Colgate (20-75) 55	12/30/48 (H)
Best Field Goal Accuracy	601 Michigan (45-68) 107, Illinois (38-70) 96	2/23/78 (A)
Most Free Throws	69 Illinois (36-48) 104, Northwestern (33-47) 89	2/5/55 (H)
Most Free Throw Attempts	95 Illinois (36-48) 104, Northwestern (33-47) 89	2/5/55 (H)
Best Free Throw Accuracy	.962 Illinois (7-8) 51, Michigan State (18-18) 58	1/12/86 (A)
Most Rebounds	130 Illinois (79) 93, Wisconsin (51) 54	2/16/59 (H)
Most Turnovers	65 Indiana (37) 87, Illinois (28) 66	2/12/73 (A)
Most Personal Fouls	73 Illinois (33) 82, Purdue (40) 71	3/1/52 (A)
Most Men Fouled Out	11 Illinois (5) 82, Purdue (6) 71	3/1/52 (A)

Season

Most Points	5760 1989 (36 games) (Illinois 3110, 86.4 Avg.) (Opp. 2650, 73.6 Avg.)
Most Field Goals	2227 1989 (36 games) (Illinois 1200-2340) (Opp. 1027-2228)
Most Field Goal Attempts	4568 1989 (36 games) (Illinois 1200-2340) (Opp. 1027-2228)
Best Field Goal Accuracy	.487 1989 (36 games 2227-4568) (Illinois 1200-2340) (Opp. 1027-2228)
Most Free Throws	1108 1956 (22 games) (Illinois 534-725) (Opp. 574-813)
Most Free Throw Attempts	1538 1956 (22 games) (Illinois 534-725) (Opp. 574-813)
Best Free Throw Accuracy	.732 1963 (26 games, 972-1327) (Illinois 491-670) (Opp. 481-657)
Most Rebounds	2620 1963 (26 games, 100.8 avg.) (Illinois 1349) (Opp. 1217)
Highest Rebound Average	110.7 1959 (22 games, 2435) (Illinois 1179) (Opp. 1256)
Most Turnovers	1125 1988 (33 games, 34.1 Avg.) (Illinois 500) (Opp. 625)
Most Personal Fouls	1406 1980 (35 games, 40.2 Avg.) (Illinois 705) (Opp. 701)
Most Men Fouled Out	53 1980 (35 games, 1.5 avg.) (Illinois 25) (Opp. 28)



Among several records held by Doug Altenberger is the mark for most career games played — 132.



Assembly Hall Records

Attendance

High Attendance for Game	
16,793 Illinois 69, Indiana 67	3/1/87
Low Attendance for Game	
3,016 Illinois 90, North Dakota St. 73	12/8/75
High Attendance for Season	
271,375	1980 (19 games, 14,283 avg.)
Low Attendance for Season	
72,949	1974 (11 games, 6,632 avg.)
Consecutive Sellouts	
32	(first, vs. Michigan (1/14/89); 2nd vs. Iowa (3/4/90))

Illinois Attendance

Season	Home Record	Home Attendance	Average Attendance	High Game	Sell-outs
1962-63	2-0	32,144	16,072	16,137	-
1963-64	7-3	143,650	14,365	16,128	1
1964-65	9-1	115,256	11,526	16,128	2
1965-66	7-3	79,661	7,966	9,838	0
1966-67	8-1	73,654	8,184	11,047	0
1967-68	4-5	80,203	8,911	12,857	0
1968-69	12-0	165,254	13,771	16,128	5
1969-70	7-4	157,206	14,291	16,128	5
1970-71	6-5	177,408	16,128	16,128	11
1971-72	7-3	136,972	13,697	16,017	0
1972-73	10-1	109,433	9,948	11,892	0
1973-74	4-7	72,949	6,632	7,771	0
1974-75	5-7	96,773	8,064	14,127	0
1975-76	11-4	106,444	7,096	16,128	1
1976-77	10-4	106,139	7,581	11,172	0
1977-78	9-5	122,071	8,719	11,938	0
1978-79	7-6	184,715	14,209	16,503	5
1979-80	14-5	271,375	14,283	16,647	6
1980-81	12-2	217,330	15,523	16,663	9
1981-82	12-4	244,908	15,306	16,768	6
1982-83	13-2	194,384	12,958	15,386	0
1983-84	13-2	194,145	12,943	16,166	3
1984-85	15-0	235,736	15,715	16,764	7
1985-86	12-2	200,205	14,300	16,676	5
1986-87	13-2	227,641	15,176	16,793	5
1987-88	13-3	245,895	15,368	16,712	7
1988-89	17-0	262,215	15,424	16,563	9
1989-90	13-1	224,443	16,031	16,289	4
28 years	272-82	4,478,209	12,650	16,793	91

Individual — Single Game

Most Points by an Illinois player	
42 Dave Scholz vs. Northwestern	2/24/67
Most Points by an Opponent	
48 Mike Woodson (Indiana)	3/3/79
Most Field Goals	
19 Rudy Tomjanovich (Michigan) (19-27)	2/22/69
Most Field Goal Attempts	
37 Rick Mount (Purdue) (17-37)	2/21/70
Best Field Goal Accuracy (10 att. min.)	
1.000 Derek Harper (Illinois), vs. Mich. State (11-11)	2/19/83
Ken Norman (Illinois) vs. Houston (10-10)	12/14/85

Most Free Throws	
17 Wayne Radford (Indiana) vs. Illinois (17-19)	3/2/78
Best Free Throw Accuracy (10 att. min.)	
1.000 C. J. Kupec (Michigan) (14-14)	1/2/75

Most Rebounds	
23 Joe Franklin (Wisconsin)	12/19/66
23 Nick Weatherspoon (Illinois) vs. Michigan	3/2/71

Most Assists	
14 Quinn Buckner (Indiana)	2/18/74

Team Highs — Illinois

Most Points, Game	
126 Illinois 126, Long Island 78	3/10/82
Most Points, One Half	
75 (2nd Half) Illinois 121, Michigan State (46) 89	3/9/65

Most Field Goals	
53 Illinois 126, Long Island 78	3/10/82
Most Field Goal Attempts	
97 Illinois (43-97) 106, Rice (25-63) 64	12/22/75
Best Field Goal Accuracy	
.678 Illinois (40-59) 94, Indiana (32-79) 74	1/6/70

Most Free Throws	
35 Illinois (35-42) 99, Minnesota (10-20) 72	2/8/90

Most Free Throw Attempts	
50 Illinois (25-50) 79, Northwestern (31-38) 73	3/4/63
Best Free Throw Accuracy	
.962 Illinois (25-26) 81, Northwestern (17-20) 71	1/5/80

Most Rebounds	
70 Illinois (70) 100, DePauw (35) 68	12/2/72

Most Assists	
41 Illinois (41) 113, Butler (22) 102	12/1/70

Most Turnovers	
26 Illinois (26) 81, Michigan State (29) 71	2/24/73

Most Personal Fouls	
33 Illinois (33) 81, Iowa (29) 84	1/15/77

Most Men Fouled Out	
4 Illinois (4) 81, Iowa (1) 84	1/15/77

Highest Winning Score	
126 Illinois 126, Long Island 78	3/10/82

Highest Losing Score	
89 Illinois 89, Indiana 112	2/24/75

Widest Victory Margin	
56 Illinois 109, Illinois-Chicago 53	12/11/87

Longest Winning Streak	
31 1/15/84 to 1/4/86	



Longest Losing Streak

4	2/16/71 thru 3/9/71	4	2/17/79 thru 12/4/79
4	1/12/74 thru 2/18/74	4	1/28/88 thru 2/8/88
4	1/18/75 thru 2/3/75		

Team Lows — Illinois

Fewest Points, Game

44	Illinois 44, Purdue 52	2/18/82
----	------------------------	---------

Fewest Points, One Half

12	(1st Half) Illinois (12) 44, Purdue (16) 52	2/18/82
----	---	---------

Fewest Field Goals

14	Illinois (14-33) 47, Illinois St. (16-36) 40	12/15/79
----	--	----------

Fewest Field Goal Attempts

33	Illinois (14-33) 47, Illinois St. (16-36) 40	12/15/79
----	--	----------

Worst Field Goal Accuracy

234	Illinois (15-64) 64, Ohio State (25-65) 62	2/19/72
-----	--	---------

Fewest Free Throws

2	Illinois (2-7) 46, Houston (14-22) 54	12/9/67
2	Illinois (2-10) 64, Northwestern (23-29) 71	3/1/79

Fewest Free Throw Attempts

5	Illinois (4-5) 64, NC-Charlotte (8-17) 68	11/25/77
5	Illinois (3-5) 59, Iowa (10-14) 60	1/4/86

Worst Free Throw Accuracy

200	Illinois (2-10) 64, Northwestern (23-29) 71	3/1/79
-----	---	--------

Fewest Rebounds

15	Illinois (15) 54, Kentucky (25) 56	12/24/83
----	------------------------------------	----------

Fewest Assists

5	Illinois (5) 64, Ohio State (16) 62	2/19/72
---	-------------------------------------	---------

Fewest Turnovers

3	Illinois (3) 103, Georgia Tech (21) 92	1/22/89
---	--	---------

Fewest Personal Fouls

4	Illinois (4) 74, Wisconsin-Green Bay (12) 34	12/4/85
---	--	---------

Lowest Winning Score

46	Illinois 46, Michigan State 40	1/26/84
----	--------------------------------	---------

Lowest Losing Score

44	Illinois 44, Purdue 52	2/18/82
----	------------------------	---------

Team Highs — Opponents

Most Points, Game

112	Indiana 112, Illinois 89	2/24/75
-----	--------------------------	---------

Most Points, One Half

62	Iowa (second half) 85, Illinois (70) 118	3/4/90
----	--	--------

Most Field Goals

47	Indiana (47-82) 112, Illinois (38-80) 89	2/24/75
----	--	---------

Most Field Goal Attempts

100	Chicago State (34-100) 78, Illinois (32-61) 92	12/4/86
-----	--	---------

Best Field Goal Accuracy

654	Northwestern (34-52) 85, Illinois (32-70) 70	3/9/71
-----	--	--------

Most Free Throw Attempts

45	Iowa (32-45) 84, Illinois (25-31) 81	1/15/77
----	--------------------------------------	---------

Best Free Throw Accuracy (7 att. min.)

1.000	Ohio State (10-10) 68, Illinois (21-27) 79	2/17/73
1.000	Vanderbilt (7-7) 55, Illinois (19-23) 69	12/6/83

Most Rebounds

71	Michigan (71) 75, Illinois (55) 70	1/11/72
----	------------------------------------	---------

Most Assists

31	Indiana (31) 112, Illinois (27) 89	2/24/75
----	------------------------------------	---------

Most Turnovers

34	Rice (34) 64, Illinois (13) 106	12/22/75
----	---------------------------------	----------

Most Personal Fouls

34	Tulane (34) 78, Illinois (25) 99	12/3/73
34	Iowa (34) 85, Illinois (13) 106	3/4/90

Most Men Fouled Out

4	West Virginia (4) 86, Illinois (1) 96	12/11/65
4	Northwestern (4) 83, Illinois (3) 93	2/4/67
4	Tulane (4) 78, Illinois (1) 99	12/3/73

Highest Winning Score

112	Indiana 112, Illinois 89	2/24/75
-----	--------------------------	---------

Highest Losing Score

107	Arizona 107, Illinois 113	11/28/77
-----	---------------------------	----------

Widest Victory Margin

24	Michigan 101, Illinois 77	2/2/74
----	---------------------------	--------

Team Lows - Opponents

Fewest Points, Game

34	Wisconsin-Green Bay 34, Illinois 84	12/4/86
----	-------------------------------------	---------

Fewest Points, One Half

10	(1st Half) S. Mississippi (10) 47, Illinois (40) 78	12/3/84
----	---	---------

Fewest Field Goals

13	Northwestern (13-48) 46, Illinois (31-51) 72	1/18/86
----	--	---------

Fewest Field Goal Attempts

33	North Dakota (15-33) 51, Illinois (38-89) 83	12/9/68
----	--	---------

Worst Field Goal Accuracy

.265	S. Carolina St. (22-83) 47, Illinois (37-66) 83	12/15/84
------	---	----------

Fewest Free Throws

1	Michigan St. (1-7) 55, Illinois (7-10) 57	1/11/79
1	Minnesota (1-1) 53, Illinois (8-11) 80	1/5/84
1	Minnesota (1-4) 50, Illinois (8-15) 86	2/11/88

Fewest Free Throw Attempts

1	Minnesota (1-1) 53, Illinois (8-11) 80	1/5/84
---	--	--------

Worst Free Throw Accuracy

.143	Michigan St. (1-7) 55, Illinois (7-10) 57	1/11/79
------	---	---------

Fewest Rebounds

14	Indiana (14) 53, Illinois (29) 70	3/4/84
----	-----------------------------------	--------

Fewest Assists

5	Denver (5) 57, Illinois (20) 81	11/28/78
---	---------------------------------	----------

Fewest Turnovers

8	Northwestern (8) 68, Illinois (11) 71	1/24/77
8	Michigan (8) 61, Illinois (11) 79	1/30/82
8	Minnesota (8) 72, Illinois (12) 99	2/8/90

Fewest Personal Fouls

7	Michigan (7) 75, Illinois (16) 74	3/2/71
---	-----------------------------------	--------

Lowest Winning Score

51	Ohio State 51, Illinois 50 (ot)	1/14/82
----	---------------------------------	---------

Lowest Losing Score

34	Wisconsin-Green Bay 34, Illinois 84	12/4/85
----	-------------------------------------	---------




Team Highs - Both Teams

Most Points, Game		
220	Illinois 113, Arizona 107	11/28/77
Most Points, One Half		
132	(2nd half) Illinois (70) 118, Iowa (62) 85	3/4/90
Most Field Goals		
92	Illinois (46-84) 113, Arizona (46-90) 107	11/28/77
Most Field Goal Attempts		
180	Illinois (41-91) 100, Minnesota (38-89) 89	2/19/66
Best Field Goal Accuracy		
.570	Illinois (46-69) 118, Ohio St. (31-66) 86	2/17/88
Most Free Throws		
57	Iowa (32-45) 84, Illinois (25-31) 81	1/15/77
Most Free Throw Attempts		
88	Illinois (25-50) 79, Northwestern (31-38) 73	3/4/63
Best Free Throw Accuracy		
.913	Illinois (25-26) 81, Northwestern (17-20) 71	1/5/80
Most Rebounds		
126	Michigan (71) 75, Illinois (55) 70	1/11/72
Most Assists		
63	Illinois (41) 113, Butler (22) 102	12/1/70
Most Turnovers		
55	Illinois (26) 81, Michigan State (29) 71	2/24/73
Most Personal Fouls		
62	Iowa (29) 84, Illinois (33) 81	1/15/77
Most Men Fouled Out		
7	Illinois (3) 93, Northwestern (4) 83	2/4/67

Team Lows - Both Teams

Fewest Points, Game		
86	Illinois 46, Michigan State 40	1/26/84
Fewest Points, One Half		
26	(2nd) Ohio State (12) 51, Illinois (14) 50	1/14/82
Fewest Field Goals		
30	Illinois (14-33) 47, Illinois St. (16-36) 40	12/15/79
Fewest Field Goal Attempts		
69	Illinois (14-33) 47, Illinois St. (16-36) 40	12/15/79
Worst Field Goal Accuracy		
.310	Illinois (15-64) 64, Ohio St. (25-65) 62	2/19/72
Fewest Free Throws		
8	Illinois (7-10) 57, Michigan State (1-7) 55	1/11/79
Fewest Free Throw Attempts		
14	Illinois (8-12) 84, Wisconsin-Green Bay (2-2) 34	12/4/85
Worst Free Throw Accuracy		
.417	Illinois (11-26) 57, Creighton (9-22) 51	12/13/69
Fewest Rebounds		
40	Illinois (15) 54, Kentucky (25) 56	12/24/84
Fewest Assists		
15	Illinois (6) 80, Valparaiso (9) 62	12/4/72
Fewest Turnovers		
13	Illinois (5) 81, Wisconsin (8) 57 3/10/84	
Fewest Personal Fouls		
16	Illinois (4) 84, Wisconsin-Green Bay 34	12/4/85




Nick Weatherspoon holds the Assembly Hall record for most rebounds in a game with 23 vs. Michigan in 1971.



Duane (Skip) Thoren holds the Illinois single-game rebounding record with 24.



Current graduate assistant Anthony Welch was Illinois' top rebounder in 1985.



Dave Scholz led Illinois in scoring in 1968 and 1969.



John Kerr was the Fighting Illini's top scorer from 1952-54.



Bruce Douglas led the Fighting Illini in assists and steals for four consecutive years from 1983-86.

FOR THE RECORD



COVERING FIGHTING ILLINI BASKETBALL

116	Assembly Hall & Press Box
116	Courtside Photography
116	Credentials
116-117	Fighting Illini Headquarters on the Road
117	Hotel Rooms
117-118	Procedures for Interviewing Athletes and Coaches
118	Parking
118	Pregame and Postgame Services
118	Telephones
118	Big Ten Teleconferences
118	Broadcast Services
119	I-Line
119	The Illini Today
119	Information Access By Computer
119	Radio Play-By-Play Outlets
119	Lou Henson TV Show
119-120	Press Luncheons
120	Sports Information Staff
121	1991 NCAA Division I Men's Championship Bracket
122-123	1990-91 Big Ten Schedule
124	DIA Directory



Media Information

The University of Illinois Sports Information Office is pleased to present this preseason publication on the 1990-91 Fighting Illini men's basketball team. We hope that it will answer most of your questions. This guide will be supplemented with weekly materials throughout the entire 1990-91 season. Please take a moment to review the following media-related information. As always, if I or my staff can be of further service, please call the UI Sports Information Office at 217/333-1390.

Mike Pearson
Sports Information Director
University of Illinois

ASSEMBLY HALL & PRESS BOX

Entrance to Assembly Hall & Press Box — Properly credentialed media may enter the Assembly Hall through the "Press and Participants" door at the northeast lower entrance. Persons picking up credentials at the Assembly Hall will be required to furnish positive identification to the attendant. Media should proceed to room 123 where overcoats and personal items can be stored while the game is in progress. Media may also secure game programs, media guides and pregame information sheets. Please contact a member of the UI Sports Information staff if access to room 123 is needed during the game. Coupons for refreshments, available at the stand directly behind the center of the back row of the media area, are available from the attendants in room 123.

COURTSIDE PHOTOGRAPHY

All photographers should report to room 123 of the Assembly Hall upon their arrival to receive a photo armband, to be worn in addition to the credential. All photographers must work from within the designated areas around the perimeter of the playing court. The University of Illinois follows NCAA and Big Ten guidelines regarding event photography.

Strobes — Photographers wishing to use strobe equipment at Illinois home games must make their requests known to the Illinois Sports Information staff at least one week in advance of the game for which they are needed. There is a nominal charge for installation and/or use of such equipment.

CREDENTIALS

Press Box All members of the media covering the

game in a working capacity must seek appropriate credentials in advance from Mike Pearson, UI Sports Information Director. We would appreciate receiving these requests at least two weeks before the date of the game. Requests for working space in the press box, courtside photo passes and parking passes must



Sports Information Staff: Front row (l-r): Julie Dalpiaz, Robyn Loughran, Mike Pearson, Erika Amstadt, Dick Barnes. Back row: Kent Brown, Janice Revell, Dave Johnson, Natalie Doom and Kevin Nordquist.

be made on your affiliation's letterhead stationary. In the event of heavy demand for credentials for a particular game, requests will be prioritized according to published circulation numbers. Be specific when requesting the type of credential needed. Spouses, dates, non-workers, and children will not be permitted in the press box. Media agencies that violate this policy will not be issued credentials for future games.

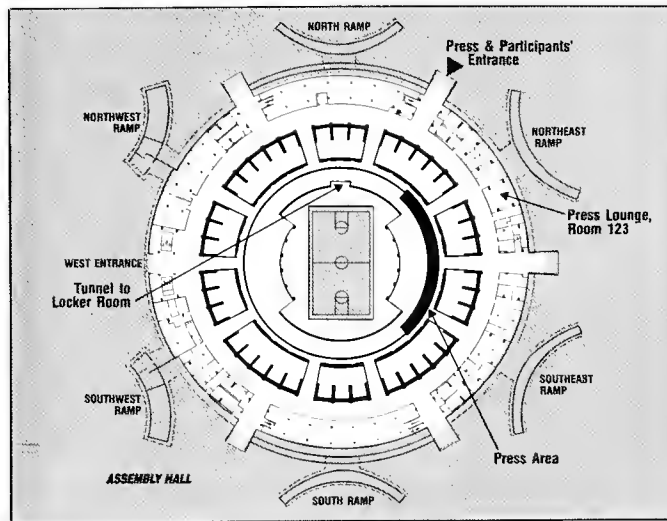
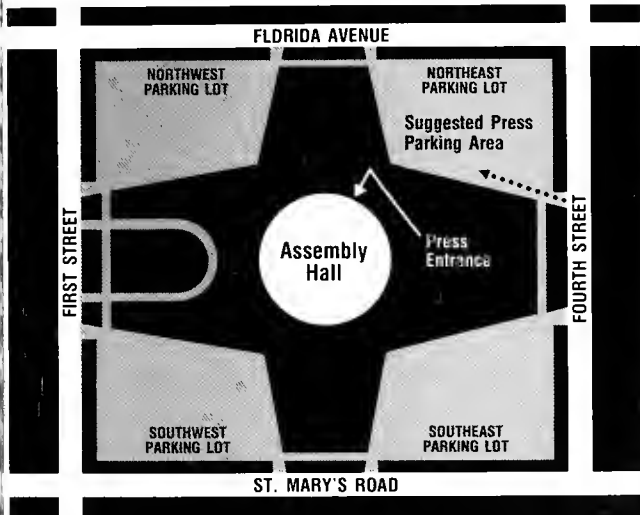
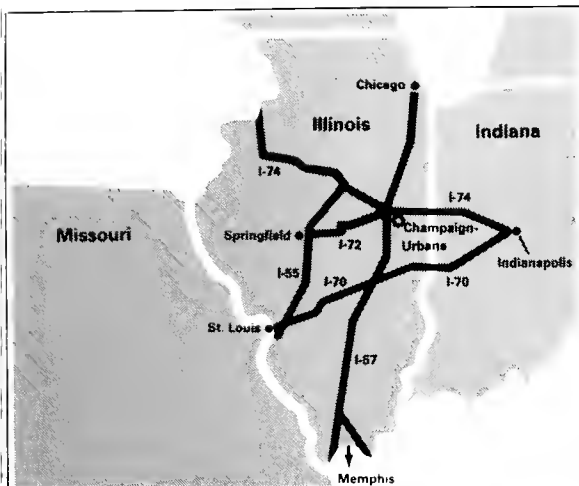
Road-Game Credentials Media credential requests for Fighting Illini road games should be addressed to the Sports Information Director of the host institution. Be specific when requesting the type of credential needed.

HEADQUARTERS ON THE ROAD

Updates concerning the Illinois basketball team while it is on the road may be obtained from the accompanying sports information contact, who may be reached at the following hotels at which the team is staying the night before the game:

Nov. 23-25 San Juan Shootout El San Juan Towers, San Juan, Puerto Rico

Dec. 5 Penn State Holiday Inn, 1450 S. Atherton St., State College, PA 16801 (814) 238-3001



Dec. 19 Missouri Marriott Hotel, One Broadway, St. Louis, MO 63102 (314) 421-1776

Dec. 27 Memphis State Hilton-Airport, 2240 Democrat Road, Memphis, TN 38132 (901) 332-1130

Jan. 2 Indiana Ramada Inn, 1710 Kinser Pike, Bloomington, IN 47404 (812) 334-3252

Jan. 19 Ohio State Holiday Inn on the Lane, 328 W. Lane Ave., Columbus, OH 43201 (614) 294-4848

Jan. 26 Michigan Berkshire Hilton, 610 Hilton Blvd., Ann Arbor, MI 48108 (313) 761-7800

Feb. 6 Purdue University Inn, 3001 Northwestern Ave., W. Lafayette, IN 47906 (317) 463-5511

Feb. 10 Minnesota Radisson University Hotel, 615 Washington Ave. SE, Minneapolis, MN 55414 (612) 379-8888

Feb. 16 Michigan State Harley Hotel, 3600 Dunckel Dr., Lansing, MI 48910 (517) 351-7600

Feb. 23 Iowa The Highlander Inn, 2525 N. Dodge, Iowa City, IA 52240 (319) 354-2000

Mar. 2 Northwestern North Shore Hilton, 9599 Skokie Blvd., Skokie, IL 60077 (312) 679-7000

Mar. 6 Wisconsin Radisson Inn, 517 Grand Canyon Dr., Madison, WI 53719 (608) 833-0100

HOTEL ROOMS

The Sports Information Office has a limited number of rooms reserved in the Champaign-Urbana area. Please contact SID secretary Janice Revell at least one week in advance and she will try to accommodate you.

MEDIA PROCEDURE FOR INTERVIEWS WITH UNIVERSITY OF ILLINOIS COACHES, ATHLETES AND ADMINISTRATORS

To facilitate the schedules of Division of Inter-collegiate Athletics' (DIA) coaches and administra-



tors and to expedite media requests, the University of Illinois Sports Information Office encourages media personnel to arrange interview requests through the Sports Information staff. Whenever circumstances prevent media personnel the time or opportunity to follow this procedure, DIA coaches and administrators are encouraged to accommodate media requests. Coaches and administrators have the flexibility to establish and maintain relationships with media that accommodate their respective schedules. This interview procedure is designed to enhance the availability of DIA staff members to answer questions from the media at a time which best facilitates each individual's schedule. Telephone calls to the homes of DIA staff members from the media may be made upon consent of the individual coach or staff member.

Interview requests from the media for University of Illinois student-athletes should be arranged through the Sports Information Office. Media personnel are asked not to call the student-athlete at his residence.

In most situations, the most convenient opportunity for media interviews is following the team practice sessions. If this is not a convenient time for the media, return telephone calls from the athletes to the media will be arranged. The student-athletes' academic endeavors are of the utmost importance, and they will not be asked to miss classes for purposes of a media interview. In most situations, student-athletes are not available on the day of scheduled intercollegiate competition until after the event is completed.

For more information, call the Sports Information Office at (217) 333-1390.

PARKING

No parking passes are issued at the Assembly Hall. All parking is free and adjacent to the building. Media personnel are encouraged to arrive at least 45 minutes prior to tipoff, and to park in the Northeast lot (enter from Fourth Street), since the "Press and Participants" entrance is located on that side of the arena (see map).

PREGAME AND POSTGAME SERVICES

Play-by-play, halftime and complete final statistics, quote sheets, and pregame and postgame notes are all regular services on game day. Postgame information will be distributed to media at their position in the press box.

POSTGAME — Coach Lou Henson and selected UI players will be available approximately 10-15

minutes after the conclusion of the game, and will be brought to the interview room (located just west of the north tunnel of the Assembly Hall). The visiting coach and players are available, subject to their team's policy. Those interested in audio taping grouped interviews should connect their recorders to the distribution amplifier provided by Sports Information. Output from the device is microphone level, terminated in 1/8" two-conductor plugs and jacks, or three-pin standard microphone male connectors.

TELEPHONES

Telephone lines in the press box must be ordered at least one week in advance of the game(s) for which they are needed. The orders should be addressed to Tony Mangano of Illinois Bell (312/727-5194, during regular business hours). No telephone lines or instruments are available through the UI Sports Information Office. Four charge-a-call phones are located in the center section of Row 1 in the press box. In addition, a pay telephone is located on the lower concourse of the Assembly Hall, near the West entrance.

UPDATES

BIG TEN TELECONFERENCES

These take place each Tuesday during the Big Ten portion of the season (Jan.-March) and begin at 11:00 a.m. central time. Portions of these teleconferences will be heard (starting at 11:00 a.m.) at those luncheons (mentioned above) which fall on Tuesdays. Full replays of the teleconferences will be played starting each Tuesday at 4:00 p.m. CT. Coach Henson's 10-minute slot on the teleconference is scheduled to begin at 11:40 p.m. CT. Please contact the UI Sports Information Office or the Big Ten Communications Office (708/605-0110) for teleconference access information.

BROADCAST SERVICES

A new feature of the UI Sports Information office is the Broadcast Services division, coordinated by assistant SID Dave Johnson. Three-quarter-inch video dubs of 1989-90 and '90-91 UI men's basketball highlights are available. A limited selection of archive video tape previous to 1989 is also available. At least one-day advance notice of your video request will be appreciated. Call Dave Johnson at (217) 333-1390.



I-LINE

Fans and media can get updates on this audio service, which offers scheduling reminders and interviews with Fighting Illini coaches, players and staff, not only concerning men's basketball, but each of the UI athletic teams. This service operates 24 hours per day, and may be reached at (217) 333-0111. The I-Line is a service of the UI Sports Information Office.

THE ILLINI TODAY

This daily (Monday through Friday) radio vignette can be heard on the Illini Sports (Radio) Network (see station list for "Live Play-by-Play"). The Illini Today program features interesting tidbits about basketball and other University of Illinois athletic events. Listeners should check their local listings for the broadcast times in their specific areas.

INFORMATION ACCESS BY COMPUTER

Another new feature of the UI Sports Information office is the ability to access up-to-date information about Fighting Illini men's basketball and other sports through computer interface. This service is available 24 hours per day. For more information, call Dick Barnes at (217) 333-1390.

LIVE PLAY-BY-PLAY

Each Illinois men's basketball game is carried live by the 47-station Illini Sports Network, which blankets the state, and reaches most of the Midwest. A tentative listing includes:

- | | |
|------------------------------|-------------------------------|
| WRMJ-FM, 102.3, Aledo | WKAN-AM, 1320, Kankakee |
| WRMS-AM, 790, Beardstown | WPRC-AM, 1370, Kewanee |
| WIBV-AM, 1260, Belleville | WPRC-AM, 1370, Lincoln |
| WBYS-AM, 1560, Canton | WMOK-AM, 920, Metropolis |
| WINI-AM, 1420, Carbondale | WRAM-AM, 1330, Monmouth |
| WKZI-AM, 800, Casey | WTAZ-FM, 102.3, Morton |
| WRXX-FM, 95.3, Centralia | WMLA-AM, 1440, Normal |
| WDWS-AM, 1400, Champaign | WCMY-AM, 1430, Ottawa |
| WHMI-FM, 97.5, Champaign | WPOK-AM, 1080, Pontiac |
| WEIC-AM, 1270, Charleston | WZOE-AM, 1490, Princeton |
| WLS-AM, 890, Chicago | WRHL-AM, 1060, Rochelle |
| WIAI-FM, 99.1, Danville | WTAD-AM, 930, Quincy |
| WITY-AM, 980, Danville | WTAY-AM, 1570, Robinson |
| WSDY-AM, 1340, Decatur | WTAY-FM, 101.7, Robinson |
| WDQN-AM, 1580, DuQuoin | WKBF-AM, 1270, Rock Island |
| WCRC-FM, 95.7, Effingham | WCCI-FM, 100.1, Savanna |
| WGIL-AM, 1400, Galesburg | WSHY-AM, 1560, Shelbyville |
| WBGZ-AM, 1570, Godfrey | WSHY-FM, 104.9, Shelbyville |
| WDEL-FM, 101.7, Greenville | WTAX-AM, 1240, Springfield |
| WINU-AM, 1510, Highland | WRVI-FM, 96.7, Virden |
| WJVO-FM, 105.5, Jacksonville | WGFA-AM, 1360, Watseka |
| WJBM-AM, 1480, Jerseyville | WFRX-FM, 97.7, West Frankfort |
| WCCQ-FM, 98.3, Joliet | KXOK-AM, 630, St. Louis, MO |

LOU HENSON TV SHOW

This weekly 30-minute television program, hosted by Jim Turpin, station manager of WDWS Radio in Champaign, features game highlights and interviews with coaches, players and others involved in the Illinois basketball program. Viewers should consult their local listings for the days and times of the telecasts, which are tentatively scheduled to be carried on the following stations:

- WCIA, Channel 3, Champaign
- WQAD, Channel 8, Moline
- WQRF, Channel 39, Rockford
- WCEE, Channel 13, Mt. Vernon
- WHOI, Channel 19, Peoria

PRESS LUNCHEONS

All media personnel who regularly cover Illinois basketball are invited to these bi-weekly sessions, held at Kennedy's Restaurant (formerly Rick's An American Cafe), 1717 S. Philo Road (in the Sunnycrest Shopping Center, at the corner of Florida Avenue and Philo Road) in Urbana (about 2 1/2 miles east of the Assembly Hall). Coach Lou Henson is available for interviews, as are opposing coaches (by telephone hook-up). The luncheons get underway at 11:30 a.m., and conclude by 1 p.m. on the dates listed below:

- | | |
|------------------|------------------|
| Tuesday, Nov. 27 | Tuesday, Jan. 22 |
| Tuesday, Dec. 11 | Friday, Feb. 8 |
| Friday, Dec. 21 | Tuesday, Feb. 26 |
| Tuesday, Jan. 8 | |

Following the luncheons, upon request, Illinois players will be available for interviews before practice at the practice site.

KEY TELEPHONE NUMBERS

SPORTS INFORMATION OFFICE:
 (217) 333-1390
 115 Assembly Hall, 1800 S. First St.,
 Champaign, IL 61820
FAX NUMBER: (217) 333-5540

MIKE PEARSON, Sports Information Director (Home: 344-5355) (For men's basketball requests regarding: credentials; Director of Athletics John Mackovic; historical notes; general information)

DICK BARNES, Assistant SID (Home: 384-8113) (For men's basketball requests regarding: media release availability; player interviews; statistics; injuries; general information)



KENT BROWN, Assistant SID (Home: 384-6486)
(For men's basketball requests regarding: records;
feature ideas/angles; general information)

DAVE JOHNSON, Assistant SID (Home: 352-2447)
(For men's basketball requests regarding: broadcast
services (video/audio); general information)

JULIE DALPIAZ, Publications Coordinator (Home:
367-2253) (For men's basketball requests regarding:
photo archives: game programs)

ROBYN LOUGHRAN, Graphic Designer

ERIKA AMSTADT, Graduate Assistant

NATALIE DOOM, Graduate Assistant

KEVIN NORDQUIST, Intern

JANICE REVELL, Office Manager (For men's basket-
ball requests regarding: hotel accommodations; cre-
dentials; general information)

I-LINE (217) 333-0111

MEN'S BASKETBALL OFFICE

(217) 333-3400

Head Coach — **Lou Henson**

Coach Henson's Secretary — **Dorothy Damewood**

DIVISION OF INTERCOLLEGIATE ATHLETICS

Director of Athletics — **John Mackovic**

Director Mackovic's Secretary — **Janann Vance**
(Office: 333-3678)

ILLINOIS SPORTS INFORMATION STAFF

Mike Pearson — Mike Pearson is in his second year as Sports Information Director at the University of Illinois. A 1975 graduate of Michigan State University, he earned a bachelor's degree in journalism while working as a student assistant in the MSU sports information office. Upon graduation, he joined Tab Bennett's sports publicity staff at Illinois, 1975-79, as an assistant. Pearson then became athletic promotions director at Western Michigan University, serving in that capacity during the 1979-80 season.

He rejoined his alma mater in 1980 as assistant SID, continuing in that position until 1987 when he was promoted as MSU's assistant director of public

relations for broadcast/marketing/photo. Pearson, whose family includes wife, Laura, and sons, Anthony and Thomas, hails from St. Johns, Mich.

Dick Barnes — Dick Barnes is in his fifth year as sports information assistant at Illinois. He came to the UI from Parkland College in Champaign, where he served as the school's first SID from 1981-86. A 1975 Illinois graduate in radio/television, he worked with several radio stations in East Central Illinois before entering the sports information field. Barnes has worked closely with the Fighting Illini men's basketball team since November of 1985. He resides in Urbana with his wife, Lynne, and his daughter, Jennifer.

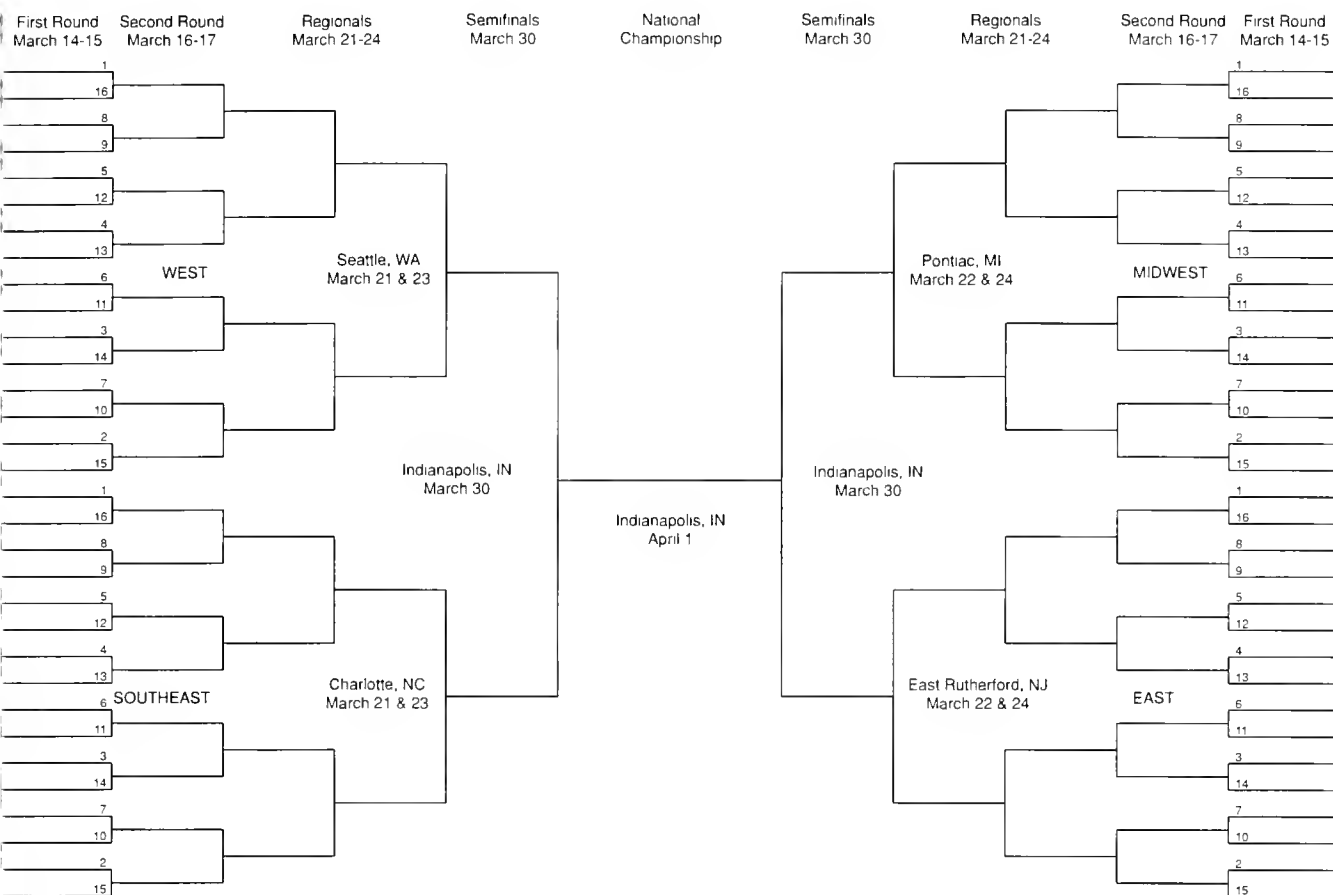
Kent Brown — Serving as assistant sports information director is Kent Brown, now in his fifth year at Illinois, and second as an assistant. Brown, a former student assistant and graduate assistant in the UI sports information office, earned a B.S. degree in journalism from Illinois in 1987 and a M.S. degree in sports management from Illinois in 1989. He and his wife, Robin, are natives of Hammond, Ill. and reside in Urbana.

Dave Johnson — Dave Johnson is in his third year as UI assistant sports information director, having joined the staff in November, 1988. A native of Champaign, he earned his B.A. in communications from Illinois in 1986. He added an M.S. in sports management from the United States Sports Academy in Mobile, Ala., in 1987, earning recognition as the top graduate in his class. Johnson was sports director at WILL-AM-FM radio from 1983-86 and served in the public relations office for the NBA's Detroit Pistons in 1984. He resides in Champaign with his wife, Laurie, and children, Matthew and Jennifer.

Julie Dalpiaz — Serving as Coordinator of Publications for the Division of Intercollegiate Athletics since September 1990, is Julie Dalpiaz. Prior to her post at Illinois, Dalpiaz was Sports Information Director at John Carroll University in Cleveland, Ohio. She began her career in sports publicity as a student at the University of Dayton. Following her graduation from Dayton in 1984, Dalpiaz was a sportswriter for *The News-Herald* in Willoughby, Ohio. She earned her master's degree in sport administration from Kent State University in August of 1990. Dalpiaz resides in Urbana.



1991 NCAA Division I Men's Basketball Championship Bracket



Complete bracket and seeding information will be announced Sunday, March 10, 1991

First and Second Round March 14-17, 1991

EAST
 Cole Field House
 College Park, Md.
 March 14 & 16
 Carrier Dome
 Syracuse, N.Y.
 March 15 & 17

MIDWEST
 Hubert H. Humphrey
 Metrodome
 Minneapolis, Minn.
 March 14 & 16
 University of Dayton
 Arena
 Dayton, Ohio
 March 15 & 17

SOUTHEAST
 Freedom Hall
 Louisville, Ky.
 March 14 & 16
 The Omni
 Atlanta, Ga.
 March 15 & 17

WEST
 Jon M. Huntsman
 Center
 Salt Lake City, Utah
 March 14 & 16
 McKale Center
 Tucson, Arizona
 March 15 & 17

Regionals March 21-24, 1991

EAST
 Meadowlands Arena
 East Rutherford, New
 Jersey
 March 22 & 24

MIDWEST
 Pontiac Silverdome
 Pontiac, Mich.
 March 22 & 24

SOUTHEAST
 Charlotte Coliseum
 Charlotte, N.C.
 March 21 & 23

WEST
 Kingdome
 Seattle, Wash.
 March 21 & 23



1990-91 Big Ten Men's Basketball Schedule

NOVEMBER

- 4 Ohio AAU at MINNESOTA (E)
7 Czechoslovakian National Team at IOWA (E)
Soviet National Team at PURDUE (E)
Stroyal Club at PENN STATE (E)
8 Soviet National Team at WISCONSIN (E)
11 Soviet National Team at INDIANA (E)
Athletes in Action at IOWA (E)
12 Athletes in Action at MICHIGAN STATE (E)
13 Russian Club Team at OHIO STATE (E)
14 Sydney Kings at ILLINOIS (E)
MICHIGAN vs. Ukranian National Team at Auburn Hills, MI (E)
Marathon Oil at NORTHWESTERN (E)
Lafayette Hustlers at PURDUE (E)
15 Temple at IOWA (ESPN)§
15 MINNESOTA vs. Russian National Team at Rochester, MN (E)
17 IOWA vs. Fordham or Notre Dame§
18 Marathon Oil at WISCONSIN (E)
19 Latvian National Team at MICHIGAN STATE (E)
Athletes in Action at OHIO STATE (E)
20 Athletes in Action at ILLINOIS (E)
21 IOWA TBAS
Athletes in Action vs. MICHIGAN at Auburn Hills, MI (E)
23 ILLINOIS TBA*
INDIANA vs. Northwestern (ESPN)+
IOWA TBAS
Furman at MICHIGAN STATE
Illinois Wesleyan at NORTHWESTERN (RP)
24 ILLINOIS TBA*
INDIANA TBA (TV TBA)+
Drexel at PENN STATE
Stetson at PURDUE (RP)
WISCONSIN at Oregon
25 ILLINOIS TBA*
INDIANA TBA (TV TBA)+
Robert Morris at MINNESOTA
Bethune Cookman at OHIO STATE (RP)
26 Massachusetts at PURDUE (RP)
27 IOWA at Drake
Augusta at MINNESOTA (RP)
Oakland at NORTHWESTERN (RP)
Miami (FL) at PENN STATE
28 INDIANA at Notre Dame (RP)
Central Michigan at MICHIGAN
MICHIGAN STATE at Nebraska (TV TBA)
Delaware State at OHIO STATE (RP)
29 Illinois-Chicago at ILLINOIS (RP)
San Francisco State at WISCONSIN
30 Colgate at IOWA (RP)=
PENN STATE vs. Delaware State==
East Carolina at PURDUE (RP)§§

DECEMBER

- 1 Eastern Illinois at ILLINOIS (RP)
INDIANA vs. Louisville (ABC)
Creighton or Texas-San Antonio at IOWA (RP)=
Utah at MICHIGAN
MICHIGAN STATE at Bowling Green (TV TBA)
Northern Illinois at MINNESOTA (RP)
Florida International at NORTHWESTERN (RP)
Youngstown State at OHIO STATE (RP)
PENN STATE vs. Northwestern Louisiana or Baylor==
Indiana State or Loyola (IL) at PURDUE (RP)§§
WISCONSIN at Southern Methodist
3 Wisconsin-Milwaukee at ILLINOIS (RP)
MINNESOTA at Iowa State
4 INDIANA at Vanderbilt (RP)
Northern Iowa at IOWA (RP)
Eastern Michigan at MICHIGAN
WISCONSIN at Marquette
5 ILLINOIS at PENN STATE (RP)
6 PURDUE at California (RP)
7 Oregon State at Illinois (RP)#
Niagra at INDIANA (RP)%
8 Long Beach State or Georgia Southern at ILLINOIS (RP)#
San Diego or UNC-Wilmington at INDIANA (RP)%
Iowa State at IOWA (RP)
NORTHWESTERN vs. Western Illinois at Rosemont, IL
MICHIGAN at Duke (ABC)
MICHIGAN STATE at Detroit (TV TBA)
Chicago State at OHIO STATE (RP)
Marshall at PENN STATE
PURDUE at St. Louis (RP)
Southern Indiana at WISCONSIN
10 Boston University at MICHIGAN
11 Nebraska at WISCONSIN
12 Chicago State at MICHIGAN
Wright State at OHIO STATE (RP)
13 MICHIGAN STATE at Cincinnati
Santa Clara at MINNESOTA (RP)
15 Arkansas-Little Rock at ILLINOIS (RP)
MICHIGAN at Iowa State
Western Michigan at INDIANA (RP)
Maryland-Baltimore County at IOWA (RP)
MICHIGAN STATE vs. Nevada-Las Vegas at Auburn Hills, MI (ABC)
Oregon State at MINNESOTA (RP)
Loyola (IL) at NORTHWESTERN (RP)
OHIO STATE at American (RP)
Furman at PURDUE (RP)
WISCONSIN at Butler
16 Marathon Oil at PENN STATE (E)
17 Tennessee State at OHIO STATE (RP)
18 Kentucky at INDIANA (ESPN)
Chicago State at Iowa (RP)
PENN STATE at Temple (ESPN)
Evanston at MICHIGAN STATE
19 ILLINOIS vs. Missouri at St. Louis, MO (ESPN)
20 Central Michigan at MICHIGAN STATE
Cincinnati at MINNESOTA (RP)
Butler at PURDUE (RP)
21 NORTHWESTERN vs. Morgan State!!
INDIANA at Iowa State (RP)
22 Louisiana State at ILLINOIS (ABC)
UCLA at IOWA (RP)
Marquette at MICHIGAN
MINNESOTA at Washington
NORTHWESTERN at St. Louis!!
OHIO STATE vs. Georgetown at Las Vegas, NV (ABC)
North Carolina at PURDUE (ESPN)
Texas-Arlington at WISCONSIN
27 INDIANA vs. Marshall (RP)&
IOWA TBA**
OHIO STATE vs. Mississippi State (SC)&&
28 ILLINOIS at Memphis State (RP)
INDIANA vs. Ohio or North Texas State (RP)&
IOWA vs. Hawaii-Hilo**
MICHIGAN vs. Texas##
George Mason at MICHIGAN STATE++
NORTHWESTERN vs. Boston College%%
OHIO STATE vs. Miami (OH) or Miami (FL)&&
PENN STATE vs. Brown***
29 IOWA vs. Chaminade**
MICHIGAN vs. Arizona State or Pennsylvania##
Louisiana Tech or Coastal Carolina at MICHIGAN STATE++
Virginia at MINNESOTA (RP)
NORTHWESTERN vs. Massachusetts or Dartmouth%%
PENN STATE vs. New Hampshire or S. Florida***
PURDUE at Georgia (TV TBA)
30 IOWA TBA***
31 IOWA TBA***
Tennessee Tech at WISCONSIN



JANUARY

- 2 ILLINOIS at INDIANA (RP)
- 3 IOWA at OHIO STATE (RP)
MICHIGAN at MICHIGAN STATE (RP)
PURDUE at NORTHWESTERN (RP)
Massachusetts at PENN STATE
- 5 PURDUE at ILLINOIS (RW)
NORTHWESTERN at INDIANA (RP)
MICHIGAN STATE at IOWA (RP)
OHIO STATE at MICHIGAN (RW)
MINNESOTA at Youngstown State
Portland at WISCONSIN
PENN STATE at Rhode Island
- 7 MINNESOTA at WISCONSIN (ESPN)
- 8 PENN STATE at St. Bonaventure
- 10 MINNESOTA at ILLINOIS (RP)
MICHIGAN at IOWA (RP)
WISCONSIN at MICHIGAN STATE (RP)
OHIO STATE at NORTHWESTERN (RP)
West Virginia at PENN STATE
- 12 IOWA at MINNESOTA (RW)
MICHIGAN at PURDUE (RP)
NORTHWESTERN at MICHIGAN STATE (RW)
WISCONSIN at OHIO STATE (RP)
Duquesne at PENN STATE (A10)
- 14 INDIANA at PURDUE (ESPN)
- 17 MICHIGAN STATE at ILLINOIS (RP)
IOWA at WISCONSIN (ESPN)
NORTHWESTERN at MICHIGAN (RP)
PURDUE at MINNESOTA (RP)
Rhode Island at PENN STATE
- 19 ILLINOIS at OHIO STATE (RP)
INDIANA at IOWA (RP)
MICHIGAN at WISCONSIN (RW)
MINNESOTA at MICHIGAN STATE (RW)
NORTHWESTERN at Northeastern
PENN STATE at Dequesne
- 21 OHIO STATE at INDIANA (ESPN)
- 23 MICHIGAN STATE at PURDUE (RP)
- 24 INDIANA at MICHIGAN (RP)
OHIO STATE at MINNESOTA (RP)
WISCONSIN at NORTHWESTERN (ESPN)
- 25 PENN STATE at MIAMI (FL)
- 26 ILLINOIS at MICHIGAN (RW)
MICHIGAN STATE at INDIANA (RW)
MINNESOTA at NORTHWESTERN (RP)
PURDUE at WISCONSIN (RP)
- 28 IOWA at ILLINOIS (ESPN)
Rutgers at PENN STATE
- 30 WISCONSIN at INDIANA (RP)
- 31 IOWA at PURDUE (RP)
MICHIGAN at MINNESOTA (RP)
OHIO STATE at MICHIGAN STATE (ESPN)
PENN STATE at West Virginia

FEBRUARY

- 2 WISCONSIN at ILLINOIS (RW)
NORTHWESTERN at IOWA (RW)
- 3 INDIANA at MINNESOTA (RW)
PURDUE at OHIO STATE (ABC)
PENN STATE at George Washington (A10)
- 4 NORTHWESTERN at ILLINOIS (ESPN)
- 6 ILLINOIS at PURDUE (RP)
St. Bonaventure at PENN STATE
- 7 INDIANA at NORTHWESTERN (RP)
IOWA at MICHIGAN STATE (RP)
- 9 IOWA at MICHIGAN (RP)
MICHIGAN STATE at WISCONSIN (RW)
NORTHWESTERN at OHIO STATE (RW)
St. Joseph's (PA) at PENN STATE
- 10 ILLINOIS at MINNESOTA (ABC)
PURDUE at INDIANA (ABC)
- 11 MICHIGAN at OHIO STATE (ESPN)
- 13 Temple at PENN STATE

- 14 MINNESOTA at IOWA (ESPN)
MICHIGAN STATE at NORTHWESTERN (RP)
OHIO STATE at WISCONSIN (RP)
- 16 ILLINOIS at MICHIGAN STATE (RW)
WISCONSIN at IOWA (RP)
MICHIGAN at NORTHWESTERN (RP)
MINNESOTA at PURDUE (RW)
PENN STATE at Massachusetts
- 17 INDIANA at OHIO STATE (ABC)
- 18 PURDUE at MICHIGAN (ESPN)
George Washington at PENN STATE
- 20 OHIO STATE at ILLINOIS (RP)
- 21 IOWA at INDIANA (RP)
WISCONSIN at MICHIGAN (RP)
PENN STATE at St. Joseph's (PA)
- 23 ILLINOIS at IOWA (RP)
PURDUE at MICHIGAN STATE (RW)
MINNESOTA at OHIO STATE (RW)
- 24 MICHIGAN at INDIANA (ABC)
NORTHWESTERN at WISCONSIN (RP)
- 25 MICHIGAN STATE at MINNESOTA (ESPN)
- 27 PENN STATE at Rutgers
- 28 MICHIGAN at ILLINOIS (RP)
INDIANA at MICHIGAN STATE (ESPN)
NORTHWESTERN at MINNESOTA (RP)
WISCONSIN at PURDUE (RP)

MARCH

- 2 ILLINOIS at NORTHWESTERN (RW)
INDIANA at WISCONSIN (RW)
PURDUE at IOWA (RP)
PENN STATE TBA###
- 3 MINNESOTA at MICHIGAN (ABC)
MICHIGAN STATE at OHIO STATE (ABC)
PENN STATE TBA###
- 4 PENN STATE TBA###
- 6 ILLINOIS at WISCONSIN (RP)
OHIO STATE at PURDUE (RP)
- 7 MINNESOTA at INDIANA (RP)
IOWA at NORTHWESTERN (RP)
- 9 or
- 10 OHIO STATE at IOWA (TV TBA)
MICHIGAN STATE at MICHIGAN (TV TBA)
WISCONSIN at MINNESOTA (TV TBA)
NORTHWESTERN at PURDUE (TV TBA)
- 10 INDIANA at ILLINOIS (TV TBA)

RP - Big Ten-Raycom Primetime package
RW - Big Ten-Raycom Weekend package
SC - SportsChannel
A10 - Atlantic-10 Television

E - Exhibition game
* - San Juan Shootout, San Juan, PR
- Illini Classic, Champaign, IL
+ - Maui Classic, Maui, HI
! - Big Four Classic, Indianapolis, IN
% - Indiana Classic, Bloomington, IN
& - Hoosier Classic, Indianapolis, IN
S - Dodge NIT (2nd round sites TBA, Nov. 21, 23 at New York, NY)
- - Amana Hawkeye Classic, Iowa City, IA
** - Hawaii Holiday Tournament
- Cactus Classic, Tucson, AZ
++ - Cutlass Classic, East Lansing, MI
!! - St. Louis Tournament, St. Louis, MO
%% - Hall of Fame Tournament, Springfield, MA
&& - West Palm Beach Classic, West Palm Beach, FL
\$\$ - Boilermaker Invitational, West Lafayette, IN
== - Baylor Dr. Pepper Classic, Waco, TX
*** - Tampa Tribune Invitational, Tampa, FL
Atlantic-10 Tournament, Philadelphia, PA (championship Mar. 7)

Subject to Change



Division of Intercollegiate Athletics Directory

(all area codes 217 except as noted)

GENERAL STAFF

- John Mackovic, Director of Athletics333-3678
- Dana Brenner, Associate Director/Revenue Operations333-3630
- Bob Todd, Associate Director/Administration333-3630
- Tom Porter, Associate Director/Promotions333-1102
- Karol Kahrs, Associate Director/Women's Athletics333-0171
- Rick Allen, Assistant Director of Athletics/Compliance333-3630
- Terry Cole, Assistant Director of Athletics/Academics333-2240
- Sam Rebecca, Assistant to the Director of Athletics244-6500
- John O'Donnell, Director of Facilities333-2303
- Dike Eddleman, Executive Director,
- Fighting Illini Scholarship Fund333-6595
- Mike Hatfield, Ticket Manager333-3470
- Tim Tracy, Business Manager333-3630
- Al Martindale, Head Trainer333-6718
- Rod Cardinal, Basketball Trainer333-6718
- Dr. Robert Gurtler, Team Physician
- Dr. Stephen Soboroff, Team Physician
- Leo Ward, Strength & Conditioning Coordinator244-5989
- Kevin Wold, Strength Coach333-6705
- Andy Dixon, Equipment Manager333-2063
- Kurt Mitchell, Basketball Equipment333-1926
- Randy Rodgers, Recruiting Coordinator333-1402
- Lynn Cialoni, Academic Counselor333-9530
- Bill Butkovich, Director of Varsity "I" Association333-6595
- Barb Ward, Food Administrator/Varsity Room333-0117
- Janann Vance, Administration Secretary333-3678
- John Southwood, Director,
- Fighting Illini Scholarship Fund, Chicago area(708)916-2400

BASKETBALL STAFF 333-3400

- 121 Assembly Hall, 1800 S. First Street, Champaign, IL 61820
- Lou Henson, Head Coach
- Dick Nagy, Assistant Coach
- Jimmy Collins, Assistant Coach
- Mark Coomes, Assistant Coach
- Dorothy Damewood, Secretary
- Anthony Welch, Graduate Assistant

SPORTS INFORMATION STAFF 333-1390

FAX 333-5540

- 115 Assembly Hall, 1800 S. First Street, Champaign, IL 61820
- Mike Pearson, Director of Sports Information(home) 344-5355
- Dick Barnes, Sports Information Assistant(home) 384-8113
- Kent Brown, Sports Information Assistant(home) 384-6486
- Dave Johnson, Sports Information Assistant(home) 352-2477
- Julie Dalpiaz, Publications Coordinator
- Robyn Loughran, Graphic Designer

- Janice Revell, Secretary
- Kevin Nordquist, Intern
- Erika Amstadt, Graduate Assistant
- Natalie Doom, Graduate Assistant

Basketball press box: ..333-1222

DIVISION OF INTERCOLLEGIATE ATHLETICS TICKET OFFICE (217) 333-3470

100 Assembly Hall, 1800 S. First Street, Champaign, IL 61820


- Mike Hatfield, Ticket Manager
- Jim Negratti, Assistant Ticket Manager


QUICK FACTS ON THE UNIVERSITY OF ILLINOIS

- Founded:** 1867
- Opened:** March 2, 1868
- Location:** Urbana-Champaign
- Enrollment:** 35,000
- President:** Stanley O. Ikenberry
- Chancellor:** Morton W. Weir
- Conference:** Big Ten
- Arena:** Assembly Hall (16,153)
- Basketball Band Director:** Gary Smith
- Nickname:** "Fighting Illini"
- School Song:** "Illinois Loyalty"
- Colors:** Orange & Blue

CREDITS

- Executive Editor: Mike Pearson
- Editors: Dick Barnes and Julie Dalpiaz
- Cover Art: Doug Burnett
- Composition: Robyn Loughran
- Editorial Assistance: Erika Amstadt, Dal Bristow, Kent Brown, Natalie Doom, Dave Johnson, Kevin Nordquist
- Photography: Mark Jones, Steve Handwerker
- © 1990 by the University of Illinois Division of Intercollegiate Athletics. All rights reserved.





The 1990-91 University of Illinois men's basketball team

(from left): Head Coach Lou Henson, Assistant Coach Jimmy Collins,
Rennie Clemmons, Larry Smith, Andy Kaufmann, Andy Kpedi,
Scott Pierce, Deon Thomas, Tom Michael, Tim Geers, Brooks Taylor,
T.J. Wheeler, Graduate Assistant Coach Anthony Welch,
Assistant Coach Mark Coomes.
Not pictured: Assistant Coach Dick Nagy.